



GAME NOTES

EMAIL SullivanB@gators.ufl.edu / PHONE 352-318-6680

X @GATORSBB

FLORIDA GATORS AT #4 ARKANSAS RAZORBACKS

FRIDAY, MARCH 27 - 7 PM ET | SATURDAY, MARCH 28 - 2 PM ET | SUNDAY, MARCH 29 - 1 PM ET

BAUM - WALKER STADIUM AT GEORGE COLE FIELD (11,121)

TV/STREAM SEC NETWORK+ | SEC NETWORK RADIO ESPN 98.1FM/850AM WRUF (GNV) | WJXL 1010AM (JAX)

F	OVERALL / SEC	20-6 / 3-3
	H / A / N	16-3 / 3-3 / 1-0
	DIB / BA RANK	NR / NR
	HEAD COACH	Kevin O'Sullivan / 774-376 (19th season)
	PROB. STARTER	RHP Liam Peterson (1-1, 4.15 ERA) RHP Aidan King (3-2, 1.27 ERA) TBA

A	OVERALL / SEC	19-7 / 4-2
	H / A / N	14-5 / 2-1 / 3-1
	DIB / BA RANK	4 / 5
	HEAD COACH	Dave Van Horn / 952-479 (24th season)
	PROB. STARTER	RHP Gabe Gaeckle (3-1, 2.87 ERA) LHP Hunter Dietz (2-2, 3.86 ERA) LHP Colin Fisher (2-2, 2.70 ERA)

F	.275	BA	.290
	833	AB	866
	196	R	191
	229	H	251
	52	2B	52
	6	3B	3
	32	HR	39
	179	RBI	174
	.467	SLG%	.492
	131	BB	139
	195	SO	227
	.387	OB%	.392
	32-37	SB-ATT	36-43
	3.68	ERA	3.25
	5	SV	3
	91	BB	74
	284	SO	277
	.226	BAA	.211
	.968	FLD%	.976
	29	E	22

SERIES HISTORY

NOTABLE The home team has won the last five UF-ARK series since 2018. Florida last claimed a series in Fayetteville in 2016 (W 8-2, W 9-2, W 12-8).

GATORS-HOGS PREVIEW: The Florida Gators visit Baum-Walker Stadium for the first time since 2024 after taking two of three for a home series win over Arkansas last season. That gave the Gators three-straight home series victories over the Razorbacks, while Arkansas has won two series in a row in Fayetteville. The last time the road team claimed a series in this rivalry came in 2016, when Florida delivered a sweep (W 8-2, W 9-2, W 12-8). Overall, the Gators have won six of the last nine including three of four vs. the Hogs and have a chance to take the lead in the all-time series this weekend, which sits at 39-38 in favor of Arkansas. Under **HC Kevin O'Sullivan**, the Gators are 20-25 overall and 5-10 on the road in the series. Of the 96 teams O'Sullivan has coached against, Arkansas represents the only opponent that is more than two games over .500 against him.

THE DONUT SHOP: In Tuesday's win over No. 10 FSU in Jacksonville, three UF pitchers combined to allow just four hits and produce Florida's nation-leading sixth shutout of the season. **RHP Russell Sandefer**, **RHP Luke McNeillie** and **RHP Jackson Barberi** threw 3.0 scoreless frames apiece while combining for 16 strikeouts to three walks. All three UF hurlers struck out the side in order during their outings. As a result, Florida clinched its eighth season series in the last nine against the Seminoles while improving to 11-0 vs. in-state foes and 9-0 in midweek contests this season.

GIANT SLAYERS: After defeating No. 10 FSU, Florida is 4-0 against top-25 opponents and 1-0 vs. top-10 teams this season. The Gators have twice taken down No. 17 Miami (W 7-2, W 8-4) while topping No. 20 FSU on March 10 (W, 6-3) and No. 10 FSU on March 24 (W, 5-0).

CHECKING OUR POLLS: Playing to a 1-3 record last week, the Gators fell out of the D1Baseball Top 25. Currently unranked by Baseball America and Perfect Game, Florida sits at No. 22 and No. 25 in the NCBWA Top 25 and USA Today Coaches Poll, respectively.

NATIONAL RANKINGS: In addition to pacing the country with six shutouts thrown, Florida ranks among the top-50 teams nationally in a plethora of statistical categories: sixth with a SEC-best 19 sacrifice flies, 13th in strikeout-to-walk ratio (3.12), 14th in strikeouts per nine (11.4), 22nd in win percentage (.769), 26th in WHIP (1.25), 27th in ERA (3.68), 30th in hits allowed per nine (7.64), 37th in walks allowed per nine (3.64), 40th in doubles (52) and 49th in walks (131).

THE LAWSON FILE: Entering the midweek matchup, **SS Brendan Lawson** leads Florida in every slash category with a .370/.586/.890 batting line on top of 10 home runs, two triples, four doubles, 30 runs, 29 RBI and eight steals. He has drawn 30 free passes against 17 strikeouts for a 27.0% walk rate and 15.3% strikeout rate. Lawson leads the SEC with the fourth-best on-base percentage and fifth-most walks in the country while ranking second in the conference in slugging percentage (eighth nationally) and ninth in home runs.

WIEC IS HOT: Across Florida's last seven games, corner **INF Ethan Surowiec** has paced the team in batting (.400), on-base percentage (.500), slugging (.560), total bases (14), hits (10) and runs (eight). The sophomore slugger has totaled one triple, two doubles and six RBI in that span to raise his overall batting line .316/.435/.505 with 11 extra-base hits. Surowiec is the lone Gator to start all 26 games this season while his 25 RBI and 19 walks rank second on the roster.

THE ONE-TWO PUNCH: Despite struggling at Alabama, Florida's one-two starting pitching punch of **RHP Liam Peterson** and **RHP Aidan King** remains among the best in the nation. Through six turns in the rotation, the duo has combined for 58 2/3 innings of 2.76 ERA ball and a 78-to-23 strikeout to walk ratio while producing all four of Florida's quality starts.

KING'S COURT: Throwing 23 2/3-consecutive innings spanning six starts without allowing an earned to begin the year, King was the last remaining, qualified NCAA Division I pitcher with a 0.00 ERA until last Saturday's outing. Even so, he wields a 1.27 ERA, .210 batting average against and 30-to-7 strikeout to walk ratio on the season. Across his last 11 starts dating back to 2025, King is 7-3 with a 0.94 ERA and 59-to-17 strikeout-to-walk ratio in 67.0 innings pitched (seven earned runs allowed).

LIAM WIT' IT, ROCK WIT' IT: In his third year as UF ace, Peterson has fanned double-digit batters in three of his last five starts and ranks fifth in the SEC and 17th nationally in strikeouts (48). In those five contests, he fanned 45 batters against 11 walks. In three of his last four starts, Peterson has not allowed more than one hit through the first five innings. Having thrown a team-high 30 1/3 frames, his 14.2 strikeouts per nine sit fourth in the league and 12th in the country.

MURDERERS' ROW: Although pitching remains the Gators' calling card, four UF hitters boast an OPS above .895 entering the weekend. Led by Lawson's unearthly 1.476 OPS, **OF Blake Cyr** (.974), Surowiec (.940) and **OF Kyle Jones** (.898) all sit above the threshold as well. The Gators' top-four hitters have each driven in 20-plus runs and account for 54.2% of Florida's runs driven in this season (97 of 179).

RADIO/TV ANNOUNCERS

TV: Brett Dolan & Troy Eklund (Games 1 & 2), Dave Neal & Kyle Peterson (Game 3)
Radio: Jeff Cardozo & Steve Russell

COACHING STAFF

Head Coach: Kevin O'Sullivan
Associate Head Coach: Tom Slater
Assistant Coach: Taylor Black (**GB Coach**)
Pitching Coach: David Kopp
Student Assistant Coach: Michael Byrne (**Bullpen**)
Dir. of Player Development: Mike Rivera (**IB Coach**)
Senior Performance Coach: Shawn Burke
Director of Operations: Buddy Munroe

2026 TEAM INFORMATION

Letterwinners Returning / Lost: 19 / 13
Position Starters Returning/Lost: 6 / 4
Pitchers Returning / Lost: 12 / 9
Newcomers: 19 (9 fresh.)

PROJECTED STARTING LINEUP

POS	NO	NAME	CL	AVG	OBP	SLG	AB	R	H	HR	RBI	SB-ATT	OPS
C	14	Karson Bowen	SR	.257	.370	.405	74	18	19	2	12	0-0	.775
1B	10	Ethan Surowiec	SO	.316	.435	.505	95	21	30	3	25	1-2	.940
2B	4	Cade Kurland	RS JR	.244	.352	.356	45	11	11	1	7	0-1	.708
3B	49	Colton Schwarz	FR	.205	.294	.295	44	3	9	0	7	0-0	.589
SS	11	Brendan Lawson	SO	.370	.586	.890	73	30	27	10	29	8-9	1.476
LF	5	Blake Cyr	SR	.329	.417	.557	79	20	26	4	22	4-4	.974
CF	3	Kyle Jones	RS SO	.320	.398	.500	100	30	32	2	20	11-12	.898
RF	26	Cash Strayer	FR	.262	.337	.429	84	17	22	3	21	0-0	.766
DH	29	Cole Stanford	SR	.268	.423	.463	41	12	11	2	7	1-1	.886
SP	12	RHP Liam Peterson	JR	1-1 / 4.15 ERA / 30.1 IP / 21 H / 15 R / 14 ER / 16 BB / 48 K									
SP	47	RHP Aidan King	SO	3-2 / 1.27 ERA / 28.1 IP / 22 H / 12 R / 4 ER / 7 BB / 30 K									

2017 NATIONAL CHAMPIONS | 14 COLLEGE WORLD SERIES APPEARANCES | 16 SEC CHAMPIONSHIPS | 25 SEC EASTERN DIVISION TITLES | 7 SEC TOURNAMENT CHAMPIONSHIPS



STORYLINES & GAME NOTES (CONTINUED)

OH, WHAT A RELIEF IT IS!: Closer **RHP Joshua Whritenour** helps to comprise a four-headed monster at the back of the UF bullpen, which also includes all three pitchers who combined for a Tuesday shutout of FSU in Sandefer, McNeillie and Barberi. Florida's elite relief quartet accounts for the top four spots in the roster in terms of most pitching appearances, led by Lugo-Canchola (12) and Barberi (11) while Whritenour (nine) and McNeillie (eight) follow closely behind. Collectively, the four UF hurlers have recorded four saves while combining for 67.0 innings with a 2.69 ERA, 6.3 hits allowed per nine, 12.8 strikeouts per nine and a 95-to-21 strikeout-to-walk ratio

JONESIN' FROM THE JUMP: Ranking top-30 nationally with the third-most doubles (10) in the SEC, center fielder Kyle Jones has 10 leadoff hits in 25 starts for a .400 batting average in his first at bat of games. Jones has led off 52 total innings on the season, collecting 22 hits for a .423 on-base percentage. Despite leading off in 43.7% of his plate appearances (52 of 119), the redshirt sophomore has managed to drive in 20 runs in 26 games, which sits fifth on the roster behind only Lawson (29), Surowiec (25), Cyr (22) and rookie **RF Cash Strayer** (21) – none of which have led off a frame more than 23 times. Jones leads Florida in at bats (100), runs (30), hits (32) and stolen bases (11), having been caught stealing just once thus far.

RELENTLESS REPTILES: Florida boasts eight come-from-behind victories through 26 games. In particular, the Gators' five-run comeback on March 8 vs. High Point marked their largest since May 15 of last season against Alabama (five runs).

DESTINATION OMAHA: Coming off the program's 17th-straight trip to the NCAA Tournament, O'Sullivan is in his 19th campaign at the helm of the Gators. Since O'Sullivan's 2008 arrival, Florida leads the sport with 305 SEC wins, 41 MLB debuts, 10 top-eight seeds, nine College World Series trips, nine Super Regionals hosted and six SEC titles. The Gators have advanced to nine of the last 15 College World Series overall – by far the most in the sport.

WHERE FLORIDA RANKS NATIONALLY

Florida - 2025-26 Baseball Ranking Summary thru games 03/24/2026

Statistic	National Rank	Conference Rank	Value	National Leader	Value	Conference Leader	Value
Base on Balls (300 ranked)	49	11	131	Pittsburgh	176	Alabama LSU	162 162
Batting Average (300 ranked)	133	13	0.275	Georgia Tech	0.372	Mississippi St.	0.347
Double Plays (300 ranked)	67	3	19	Tarleton St.	30	Vanderbilt	26
Double Plays Per Game (300 ranked)	113	4	0.73	Tarleton St.	1.25	Vanderbilt	1.00
Doubles (300 ranked)	40	6	52	Texas Tech ULM	69 69	Mississippi St.	66
Doubles Per Game (298 ranked)	73	6	2.00	Texas Tech	2.88	Mississippi St.	2.64
Earned Run Average (300 ranked)	27	8	3.68	Southern California	2.22	Auburn	2.40
Fielding Percentage (300 ranked)	177	13	0.968	Rider	0.987	Georgia	0.987
Hit Batters (300 ranked)	268	13	22	Alabama A&M Delaware St.	63 63	Kentucky	39
Hit by Pitch (300 ranked)	148	7	33	Winthrop	76	Georgia Kentucky	62 62
Hits (300 ranked)	96	11	229	Texas Tech	308	Mississippi St.	290
Hits Allowed Per Nine Innings (300 ranked)	30	11	7.64	Southern California	5.27	Auburn	6.56
Home Runs (300 ranked)	54	12	32	Georgia	82	Georgia	82
Home Runs Per Game (300 ranked)	76	12	1.23	Georgia	3.15	Georgia	3.15
On Base Percentage (300 ranked)	127	14	0.387	Georgia Tech	0.496	Georgia	0.460
Runs (300 ranked)	51	9	196	Georgia Tech	276	Georgia	258
Sacrifice Bunts (293 ranked)	205	5	6	The Citadel	28	Kentucky	17
Sacrifice Flies (298 ranked)	6	1	19	South Fla.	24	Florida	19
Scoring (300 ranked)	79	11	7.5	Georgia Tech	11.5	Mississippi St.	10.2
Shutouts (54 ranked)	1	1	6	Florida Southern California	6 6	Florida	6
Slugging Percentage (300 ranked)	78	11	0.467	Georgia	0.676	Georgia	0.676
Stolen Bases (300 ranked)	132	9	32	VMI	119	Oklahoma	70
Stolen Bases Per Game (300 ranked)	171	9	1.23	VMI	4.96	Oklahoma	2.92
Strikeout-to-Walk Ratio (300 ranked)	13	8	3.12	Auburn	4.40	Auburn	4.40
Strikeouts Per Nine Innings (300 ranked)	14	8	11.4	Wake Forest	13.5	LSU	13.4
Triple Plays (1 ranked)				5 teams tied	1		
Triples (278 ranked)	71	4	6	New Mexico St.	14	Kentucky	10
Triples Per Game (299 ranked)	110	4	0.23	New Mexico St.	0.61	Kentucky	0.42
WHIP (300 ranked)	26	8	1.25	Southern California	0.99	Auburn	1.02
WL Pct (300 ranked)	22	7	0.769	Southern California	0.923	Mississippi St.	0.840
Walks Allowed Per Nine Innings (300 ranked)	37	7	3.64	Texas A&M	2.44	Texas A&M	2.44



2026 SCHEDULE & RESULTS

DATE	GAME	OPPONENT	TV	TIME	LOCATION	W-L	SCORE	OVERALL	SEC	WIN	LOSS	SAVE	ATT.	TIME
13-Feb	1	UAB	SECN+	6:30 PM	Gainesville, Fla.	L	9-7	0-1	0-0	Riley Miller (1-0)	Jackson Barberi (0-1)	--	7,276	3:13
14-Feb	2	UAB	SECN+	6:00 PM	Gainesville, Fla.	W	11-0 (7)	1-1	0-0	Aidan King (1-0)	Braxton Shelton (0-1)	--	6,721	1:43
15-Feb	3	UAB	SECN+	1:00 PM	Gainesville, Fla.	W	6-1	2-1	0-0	Cooper Walls (1-0)	Chase Ingram (0-1)	--	6,721	2:11
17-Feb	4	at Stetson	ESPN+	6:30 PM	DeLand, Fla.	W	12-2 (7)	3-1	0-0	Billy Barlow (1-0)	Zane Coppersmith (0-1)	McDonald (1)	2,436	2:30
18-Feb	5	STETSON	SECN+	6:00 PM	Gainesville, Fla.	W	9-3	4-1	0-0	Luke McNeillie (1-0)	Brendan Walker (0-1)	--	5,957	2:50
20-Feb	6	KENNESAW STATE	SECN+	6:30 PM	Gainesville, Fla.	W	9-3	5-1	0-0	Liam Peterson (1-0)	Cooper McMullen (0-1)	--	7,195	2:52
21-Feb	7	KENNESAW STATE	SECN+	5:30 PM	Gainesville, Fla.	W	11-0 (7)	6-1	0-0	Aidan King (2-0)	Ty Bayer (0-1)	--	7,783	2:15
22-Feb	8	KENNESAW STATE	SECN+	1:00 PM	Gainesville, Fla.	W	12-9	7-1	0-0	Jackson Barberi (1-1)	Ryan Renfro (0-1)	--	6,707	3:38
24-Feb	9	FIU	SECN+	6:30 PM	Gainesville, Fla.	W	17-11	8-1	0-0	Ricky Reeth (1-0)	Enrique Sierra (2-1)	--	5,969	3:18
25-Feb	10	FIU	SECN+	6:00 PM	Gainesville, Fla.	W	11-4	9-1	0-0	Schuyler Sandford (1-0)	Tracen Cameron (0-3)	--	5,925	3:14
27-Feb	11	at #17 Miami	ACCN	7:00 PM	Coral Gables, Fla.	W	7-2	10-1	0-0	Jackson Barberi (2-1)	AJ Ciscar (2-1)	--	3,555	2:47
28-Feb	12	at #17 Miami	ACCNX	6:00 PM	Coral Gables, Fla.	W	8-4	11-1	0-0	Ricky Reeth (2-0)	Rob Evans (2-1)	--	3,555	3:27
1-Mar		at #17 Miami	ACCNX	1:00 PM	Coral Gables, Fla.	PPD	-	-	-	-	-	-	-	-
3-Mar	13	FAU	SECN+	6:00 PM	Gainesville, Fla.	W	4-0	12-1	0-0	Cooper Walls (2-0)	Kide Adetuyi (1-1)	--	5,918	2:20
4-Mar	14	FLORIDA A&M	SECN+	6:30 PM	Gainesville, Fla.	W	7-5	13-1	0-0	Caden McDonald (1-0)	Clark Lincoln (0-1)	Whritenour (1)	6,085	2:43
6-Mar	15	HIGH POINT	SECN+	7:00 PM	Gainesville, Fla.	L	7-2	13-2	0-0	Wade Walton (2-1)	Jackson Barberi (2-2)	--	6,607	2:48
7-Mar	16	HIGH POINT	SECN+	4:00 PM	Gainesville, Fla.	L	6-2	13-3	0-0	Ty Brachbill (4-0)	Aidan King (2-1)	--	7,683	2:48
8-Mar	17	HIGH POINT	SECN+	1:00 PM	Gainesville, Fla.	W	12-11	14-3	0-0	Joshua Whritenour (1-0)	Dalton Hitt (0-1)	--	4,774	3:22
10-Mar	18	#20 FLORIDA STATE	SECN+	6:30 PM	Gainesville, Fla.	W	6-3	15-3	0-0	Luke McNeillie (2-0)	Kevin Mebil (1-1)	Whritenour (1)	6,548	3:00
13-Mar	19	SOUTH CAROLINA*	SECN+	6:30 PM	Gainesville, Fla.	W	1-0 (10)	16-3	1-0	Joshua Whritenour (1-0)	Brandon Stone (2-1)	--	5,255	3:09
14-Mar	20	SOUTH CAROLINA*	SECN+	6:30 PM	Gainesville, Fla.	W	3-0	17-3	2-0	Aidan King (3-1)	Amp Phillips (2-2)	Barberi (1)	5,340	2:34
15-Mar	21	SOUTH CAROLINA*	SECN+	12:00 PM	Gainesville, Fla.	W	13-3 (7)	18-3	3-0	Cooper Walls (3-0)	Alex Valentin (0-1)	--	4,784	2:23
17-Mar	22	STETSON	SECN+	6:30 PM	Gainesville, Fla.	W	10-1	19-3	3-0	Caden McDonald (2-0)	Brayden Toro (1-2)	--	4,449	2:48
20-Mar	23	at Alabama*	SECN+	7:00 PM	Tuscaloosa, Ala.	L	6-0	19-4	3-1	Tyler Fay (4-2)	Liam Peterson (1-1)	--	3,610	2:41
21-Mar	24	at Alabama*	SECN+	3:00 PM	Tuscaloosa, Ala.	L	8-4	19-5	3-2	Zane Adams (4-1)	Aidan King (3-2)	--	3,875	3:03
22-Mar	25	at Alabama*	SECN	1:00 PM	Tuscaloosa, Ala.	L	14-7	19-6	3-3	Ashton Crowther (2-1)	Russell Sandefer (0-1)	--	3,753	3:34
24-Mar	26	vs. Florida State	SECN+	6:00 PM	Jacksonville, Fla.	W	5-0	20-6	3-3	Russell Sandefer (1-1)	Cooper Whited (1-1)	Barberi (2)	7,667	2:52
27-Mar	27	at Arkansas*	SECN+	7:00 PM	Fayetteville, Ark.									
28-Mar	28	at Arkansas*	SECN+	2:00 PM	Fayetteville, Ark.									
29-Mar	29	at Arkansas*	SECN	1:00 PM	Fayetteville, Ark.									
31-Mar	30	JACKSONVILLE	SECN+	6:30 PM	Gainesville, Fla.									
2-Apr	31	OLE MISS*	SECN+	6:30 PM	Gainesville, Fla.									
3-Apr	32	OLE MISS*	SECN+	6:30 PM	Gainesville, Fla.									
4-Apr	33	OLE MISS*	SECN	7:30 PM	Gainesville, Fla.									
7-Apr	34	at Florida State	ACCNX	6:00 PM	Tallahassee, Fla.									
10-Apr	35	at Georgia*	SECN+	6:00 PM	Athens, Ga.									
11-Apr	36	at Georgia*	ESPN2	12:00 PM	Athens, Ga.									
12-Apr	37	at Georgia*	SECN	12:00 PM	Athens, Ga.									
14-Apr	38	BETHUNE-COOKMAN	SECN+	6:30 PM	Gainesville, Fla.									
16-Apr	39	AUBURN*	SECN	7:00 PM	Gainesville, Fla.									
17-Apr	40	AUBURN*	SECN	5:30 PM	Gainesville, Fla.									
18-Apr	41	AUBURN*	ESPN2	12:00 PM	Gainesville, Fla.									
21-Apr	42	JACKSONVILLE	SECN+	6:30 PM	Gainesville, Fla.									
24-Apr	43	TEXAS A&M*	SECN+	6:30 PM	Gainesville, Fla.									
25-Apr	44	TEXAS A&M*	SECN	5:00 PM	Gainesville, Fla.									
26-Apr	45	TEXAS A&M*	SECN+	1:00 PM	Gainesville, Fla.									
1-May	46	at Oklahoma*	SECN	8:00 PM	Norman, Okla.									
2-May	47	at Oklahoma*	SECN+	7:00 PM	Norman, Okla.									
3-May	48	at Oklahoma*	SECN+	3:00 PM	Norman, Okla.									
5-May	49	NORTH FLORIDA	SECN+	6:30 PM	Gainesville, Fla.									
8-May	50	KENTUCKY*	SECN+	6:30 PM	Gainesville, Fla.									
9-May	51	KENTUCKY*	SECN+	4:00 PM	Gainesville, Fla.									
10-May	52	KENTUCKY*	SECN	12:00 PM	Gainesville, Fla.									
14-May	53	at LSU*	TBD	7:30 PM	Baton Rouge, La.									
15-May	54	at LSU*	TBD	7:30 PM	Baton Rouge, La.									
16-May	55	at LSU*	TBD	3:00 PM	Baton Rouge, La.									

2017 NATIONAL CHAMPIONS | 14 COLLEGE WORLD SERIES APPEARANCES | 16 SEC CHAMPIONSHIPS | 25 SEC EASTERN DIVISION TITLES | 7 SEC TOURNAMENT CHAMPIONSHIPS



MEDIA INFORMATION

The University of Florida Communications Department looks forward to collaborating with members of the media during the 2026 Florida Baseball season. If you will be attending a game at Condon Family Ballpark at Alfred A. McKethan Field, please take a few moments to review the items of interest appearing below.

Requests for working press space and photography privileges should be made through the Communications Department. If this publication does not answer your questions or you need further assistance, please contact Sullivan Bortner in the Florida Communications Department via email (SullivanB@gators.ufl.edu) or phone (352) 375-4683, ext. 6175.

COMMUNICATIONS DEPARTMENT

The Florida Communications Department is located on the third floor of Ben Hill Griffin Stadium, across Gale Lemerand Drive from the Stephen C. O'Connell Center. Enter the stairwell to the left of Gate 1 at Florida Field.

Mailing Address:
University Athletic Association
P.O. Box 14485
Gainesville, FL 32604-2485

Communications Overnight Address:
Ben Hill Griffin Stadium/Central Receiving
121 Gale Lemerand Drive
Gainesville, FL 32611

General Phone: (352) 375-4683, ext. 6100
E-Mail: SullivanB@gators.ufl.edu

MEDIA SERVICES

The 2026 Florida Baseball Media Supplement and Game Notes were compiled and written for the benefit of all readers interested in learning detailed information regarding the University, coaches, staff and student-athletes of the Gators Baseball program. Any additional media information, special requests or needs should be directed to the UF Communications Department, specifically Sullivan Bortner. Members of the media will also be supplied with weekend release packages that contain updated statistics and preview information.

CREDENTIALS AND PRESS GATE

All media attending Florida baseball home games must present a media pass for admission to Condon Family Ballpark. Credentials for home games are issued for working media only and should be requested as early as possible, at least 48 hours in advance, to Sullivan Bortner. The Media Entrance is located next to Gate 4 of the ballpark, which is along the first base side of the stadium's exterior. Credentials not mailed or picked up will be left at this entrance and may be picked up by showing proper identification. Florida reserves the right to refuse any credential request deemed not to be in the best interest of the University.

INTERVIEW POLICY

Player interviews are arranged through the Communications Department. We will do our best to coordinate an interview time that is convenient to both the student-athlete and the media member. The best time to interview an athlete or head coach Kevin O'Sullivan is during the afternoon before practice. Following each game, O'Sullivan will do a brief interview with the Gators IMG Sports Network (official radio partner) and then meet with the media. Following games, players will be available upon request. All interview requests should be provided to Sullivan Bortner in the press box prior to the conclusion of the game. Pre-series production calls are limited to linear broadcasts. The UF clubhouse and dugout are closed to the media.

Due to new NCAA policy, no player media interviews may be granted on official days off. During the season, the team is typically off on Mondays.

PHOTOGRAPHERS

All photographers are required to shoot from designated areas. There are to be no cameras allowed behind the center field fence other than the originating TV network. Photographers are also not permitted in or between the dugouts. The ADA well located on the 3B side of home plate is reserved for team staff. Please stay within these parameters.

PRESS BOX SERVICES

Updated cumulative statistics, game notes and scorecards will be available in the press box at each home game. A final NCAA box score will be furnished to the media at the completion of each game. An official scorer is assigned to all home games, and Sullivan Bortner will keep the media informed of all scoring decisions, notable facts and records. Condon Family Ballpark's press box will be available for writers to work from after each game.

GATORS ON THE WEB

The official website of UF athletics, FloridaGators.com, features news, scores and statistics for all Gators sports, as well as video coverage, photo galleries, gear from the Online Gators SportShop and more. It is the number one source for Gators sports news and information. Television and radio broadcast information is regularly updated on the "Schedule" tab at FloridaGators.com/baeball. FloridaGators.com also offers FREE live streaming audio of every Gators game.

Fans can also follow the Florida Gators Baseball program on social media via X/Instagram/Facebook: @GatorsBB

FLORIDA BASEBALL QUICK FACTS

GENERAL INFORMATION

Location:	Gainesville, Fla.
Founded:	1853
Enrollment:	61,112
Nickname:	Gators
Colors:	Orange (PMS 172) & Blue (PMS 287)
Affiliation:	NCAA Division I
Conference:	Southeastern Conference (SEC)
President:	TBD
Athletics Director:	Scott Stricklin (Mississippi State '92)
Executive Associate AD:	Dave Werner (EKU '91, Louisville '93)
	Baseball Administrator
Athletics Department Phone:	(352) 375-4683
Ticket Office Phone:	(352) 375-GoUF, ext. 6800
Athletics Department Website:	FloridaGators.com
	Gator Baseball on Social Media:
Twitter/Instagram/Facebook	@GatorsBB

2026 TEAM INFORMATION

Letterwinners Returning / Lost:	19 / 13
Position Starters Returning / Lost:	6 / 4
Pitchers Returning/Lost:	12 / 9
Newcomers:	19 (Freshmen - 9, Transfers - 10)
2025 Overall Record:	39-22 (.639)
2025 SEC Record (Finish):	15-15 (.500)
Home Record:	26-10 (.722)
Away Record:	11-8 (.579)
Neutral Site Record:	2-4 (.333)
2025 Postseason:	2-3 (.400)

BASEBALL STAFF INFORMATION

Head Coach:	Kevin O'Sullivan (Virginia '91), 19th season
O'Sullivan's Career Record:	774-376 (.673), 19th season at Florida
Baseball Office Phone:	(352) 375-4683, ext. 4457
Assistant Coaches:	Tom Slater (VMI '90)
	Taylor Black (Kentucky '14)
	David Kopp (Clemson '16)
Athletic Trainer:	Jarrett Schweim (Florida '06)
Senior Performance Coach:	Shawn Burke (Rochester '14)
Assistant Director of Athletic Equipment:	Edmund Boyd (Arkansas '89)
Director of Baseball Operations:	Buddy Munroe (Florida '13)
Program Assistant:	Orlando Prescott (Florida '15)
Nutritionist:	Julia Skinner (Purdue '22)
Assistant Director of Student Services:	Ann Hughes (Washington '78)
Director of Player Development	Mike Rivera (Florida '24)
General Manager:	Zach Cronin (Florida '17)

STADIUM INFORMATION

Home Field:	Condon Family Ballpark at Alfred A. McKethan Field
Capacity:	7,000
Field Dimensions:	LF-330, CF-400, RF-330
Alleys:	LC-380, RC-380
Surface:	Natural Grass

PROGRAM HISTORY

First Year of Baseball:	1912 (2026 is 112th season)
All-Time Record:	2,829 - 1,724 - 24 (.621)
All-Time SEC Record:	1,110 - 752 - 2 (.596, 85 seasons since 1933)
SEC Championships:	16 (last: 2023)
SEC Eastern Division Championships:	26 (last: 2023)
SEC Tournament Championships:	7 (last: 2015)
SEC Tournament Record:	78-70 (.527) [44 appearances]
NCAA Tournament Record:	138-90 (.605)
College World Series Appearances:	14 (last: 2024)
College World Series Record:	27-28 (.491)
NCAA Super Regional Appearances:	12 (last: 2024)
NCAA Super Regional Titles:	10 (last: 2024)
NCAA Super Regional Record:	20-8 (.714)
NCAA Regional Appearances:	40 (last: 2025)
NCAA Regional Titles:	16 (last: 2024)
NCAA Regional Record:	91-54 (.628)



NIKE is the authentic apparel and footwear of the University of Florida Baseball Program.



D1BASEBALL.COM TOP 25 (MARCH 23)

#	TEAM	RECORD	LAST	PRESEASON
1.	UCLA	21-2	1	1
2.	Texas	20-3	2	3
3.	Georgia Tech	19-5	3	5
4.	Arkansas	18-7	4	7
5.	Auburn	19-4	5	9
6.	Mississippi State	20-4	6	4
7.	Georgia	20-5	7	15
8.	Oklahoma	19-5	8	NR
9.	Virginia	20-5	9	NR
10.	Florida State	19-4	11	16
11.	Southern Miss	19-5	12	20
12.	USC	24-1	13	NR
13.	North Carolina	20-4	14	11
14.	NC State	18-6	10	17
15.	Coastal Carolina	16-7	16	6
16.	Oregon State	17-5	17	12
17.	West Virginia	16-4	20	NR
18.	Ole Miss	19-6	NR	NR
19.	Kentucky	19-4	15	18
20.	Oregon	19-4	21	NR
21.	Tennessee	17-7	22	14
22.	Arizona State	17-6	NR	NR
23.	Notre Dame	14-6	NR	NR
24.	Nebraska	18-6	NR	NR
25.	Texas A&M	18-5	23	25

Dropped Out: **FLORIDA**, Clemson, Wake Forest, Louisiana

BOLD = 2026 opponents

2026 SEC STANDINGS (MARCH 26)

TEAM	OVERALL	SEC	GB
Mississippi State	21-4	4-2	--
Auburn	20-4	4-2	--
Kentucky	20-4	4-2	--
Texas	20-3	4-2	--
Oklahoma	19-5	4-2	--
Georgia	20-6	4-2	--
Arkansas	19-7	4-2	--
FLORIDA	20-6	3-3	1.0
Alabama	19-7	3-3	1.0
Ole Miss	19-7	3-3	1.0
Tennessee	18-7	3-3	1.0
Texas A&M	19-5	2-4	2.0
LSU	17-9	2-4	2.0
Vanderbilt	14-12	2-4	2.0
Missouri	17-9	1-5	3.0
South Carolina	13-13	1-5	3.0

GATORS IN THE POLLS

WEEK	D1	BA	PG	NCBWA	USAT
Pre	13	22	12	16	16
W2 (2/16)	12	24	12	16	-
W3 (2/23)	10	23	8	11	10
W4 (3/2)	9	14	7	9	8
W5 (3/9)	23	25	23	16	18
W6 (3/16)	18	17	17	14	14
W7 (3/23)	NR	NR	NR	22	25
W8 (3/30)	-	-	-	-	-
W9 (4/6)	-	-	-	-	-
W10 (4/13)	-	-	-	-	-
W11 (4/20)	-	-	-	-	-
W12 (4/27)	-	-	-	-	-
W13 (5/4)	-	-	-	-	-
W14 (5/11)	-	-	-	-	-
W15 (5/18)	-	-	-	-	-
W16 (5/25)	-	-	-	-	-

WINNING TRADITION

Florida has been one of if not the most consistently successful programs in the nation over the last 17 years. The Gators also have the most College World Series appearances since **Kevin O'Sullivan's** tenure as head coach began in 2008, and the Gators were No. 1 on D1Baseball.com's Top 100 Programs list for 2019.

COLLEGE WORLD SERIES APPEARANCES SINCE 2008

Florida	9
Arkansas	7
Virginia	7
LSU	7
Texas	6
TCU	6
Florida State	6
North Carolina	6
Vanderbilt	5

LONGEST ACTIVE NCAA TOURNAMENT STREAKS

Vanderbilt	19 (2006-2025)
Florida	17 (2008-2025)

TOTAL WINS (2010-2023) [AS OF 6/27/2023]

Vanderbilt	606
Florida	605
LSU	601
Louisville	584
Arkansas	563

TOTAL WINS (2014-2023)

Florida	429
LSU	420
Vanderbilt	418
Louisville	410
Arkansas, DBU	395

MOST 40-WIN SEASONS (2010-21)

Arkansas	10
Florida State	10
Louisville	10
Dallas Baptist	9
Florida	9
LSU	9
Three Teams	7

MLB DRAFT PICKS SINCE 2008 (SEC SCHOOLS)

Vanderbilt	129
Arkansas	128
LSU	122
Florida	116
Ole Miss	111
Texas A&M	109
South Carolina	105
Kentucky	94
Mississippi State	98
Tennessee	90

SULLY SUPERLATIVES

Boasting 14 College World Series appearances including two in the last three seasons, O'Sullivan is in his 19th year at the helm. Since O'Sullivan's 2008 arrival, Florida leads the nation with **41** MLB debuts, **17** NCAA berths (T-1st), **10** top-eight seeds, **nine** College World Series trips, **nine** Super Regionals hosted and **six** SEC titles. *The Gators have advanced to nine of the last 15 College World Series.*

2025 QUICK FACTS

GENERAL INFORMATION

School:.....University of Florida
 Location:.....Gainesville, Fla.
 Founded:.....1853
 Enrollment:.....61,112
 Nickname:.....Gators
 Colors:.....Orange (PMS 172) & Blue (PMS 287)
 Conference:.....SEC
 President:.....TBA
 Athletics Director:.....Scott Stricklin (Miss. St. '92)
 Executive Assoc. A.D., Baseball:.....Dave Werner (EKU '91)

STADIUM INFORMATION

Home Field:Condron Family Ballpark at Alfred A. McKethan Field
 Capacity:.....7,000
 Field Dimensions:.....LF-330, CF-400, RF-330
 Alleys:.....LC-380, RC-380
 Surface:.....Natural Grass

WINNING TRADITION

- 1 National Titles**
2017
- 14 College World Series Appearances**
1988, 1991, 1996, 1998, 2005, 2010, 2011, 2012, 2015, 2016, 2017, 2018, 2023, 2024
- 10 NCAA Super Regional Titles**
2005, 2010, 2011, 2012, 2015, 2016, 2017, 2018, 2023, 2024
- 12 NCAA Super Regional Appearances**
2004, 2005, 2009, 2010, 2011, 2012, 2015, 2016, 2017, 2018, 2023, 2024
- 15 NCAA Regional Titles**
1988, 1991, 1996, 1998, 2004, 2005, 2009, 2010, 2011, 2012, 2015, 2016, 2017, 2018, 2023, 2024
- 40 NCAA Regional Appearances**
1958, 1960, 1962, 1977, 1979, 1981, 1982, 1984, 1985, 1988, 1989, 1991, 1992, 1994, 1996, 1997, 1998, 2000, 2001, 2002, 2003, 2004, 2005, 2008, 2009, 2010, 2011, 2012, 2013, 2014, 2015, 2016, 2017, 2018, 2019, 2021, 2022, 2023, 2024, 2025
- 19 Hosted NCAA Regionals**
1989, 1991, 1992, 1996, 1998, 2002, 2005, 2009, 2010, 2011, 2012, 2014, 2015, 2016, 2017, 2018, 2021, 2022, 2023
- 16 SEC Regular-Season Titles**
1952, 1956, 1962, 1981, 1982, 1984, 1988, 1996, 1998, 2005, 2010, 2011, 2014, 2017, 2018, 2023
- 7 SEC Tournament Championships**
1981, 1982, 1984, 1988, 1991, 2011, 2015
- 26 SEC Eastern Division Titles**
1960, 1962, 1968, 1969, 1977, 1978, 1979, 1980, 1981, 1982, 1983, 1984, 1985, 1988, 1992, 1996, 1997, 1998, 2005, 2009, 2010, 2011, 2014, 2017, 2018, 2023
- 7 50+ Victory Seasons**
1991, 1996, 2011, 2015, 2016, 2017, 2023
- 28 40+ Victory Seasons**
1979, 1980, 1981, 1984, 1985, 1988, 1989, 1991, 1992, 1994, 1996, 1997, 1998, 2000, 2002, 2004, 2005, 2009, 2010, 2011, 2012, 2014, 2015, 2016, 2017, 2018, 2022, 2023





KEVIN O'SULLIVAN

HEAD COACH

HOMETOWN

Jupiter, Fla.

EDUCATION

AA - Florida Community College, '89
 BS - Education/Sports Medicine, Virginia, '91
 MS - Exercise Science & Wellness, FAU, '95

COACHING HISTORY

2007-present	Head Coach, Florida
2002-07	Associate Head Coach, Clemson
2002	Assistant Head Coach, Clemson
1999-2001	Assistant Coach, Clemson
1998	Assistant Coach, Minn. Twins Rookie League
1996-97	Assistant Coach, Virginia
1994-95	Assistant Coach, Florida Atlantic
1992-93	Assistant Coach, Florida Community College

COACHING HONORS

- 2017 National Coach of the Year (ABCA/Diamond, Collegiate Baseball, D1Baseball.com)
- 2011 Baseball America College Coach of the Year
- 2010, 2014, 2018 SEC Coach of the Year
- 2016 ABCA/Diamond South Region Coach of the Year

PLAYING EXPERIENCE

- 1990-91 University of Virginia
- 1988-89 Florida Community College

GATOR ACCOMPLISHMENTS UNDER O'SULLIVAN

National Championships	2017
College World Series Appearances (9)	2010-11-12-15-16-17-18-23-24
SEC Championships (6)	2010-11-14-17-18-23
SEC Tournament Championships (2)	2011-15
All-Americans:	32 with 124 honors
Freshman All-Americans:	26 with 55 honors
All-South Region:	42 - 24 first-team, 18 second-team
All-SEC:	57 - 31 first-team, 26 second-team
SEC All-Freshman Team:	27 with 28 honors
SEC Academic Honor Roll:	228 selections
SEC First-Year Academic Honor Roll:	115 selections
Major League Baseball Draftees:	116 selections (14 first-round selections)
USA Baseball National Team Members:	19 players, 22 times

O'SULLIVAN YEAR-BY-YEAR AT FLORIDA

YEAR	RECORD	PCT.	SEC	POSTSEASON
2008	34-24	.586	17-13 (3rd)	Regional
2009	42-22	.656	19-11 (3rd)	Super Regional
2010	47-17	.734	22-8 (1st)	CWS
2011	53-19	.736	22-8 (T-1st)	CWS Runner-Up
2012	47-20	.701	18-12 (T-3rd)	CWS
2013	29-30	.492	14-16 (8th)	Regional
2014	40-23	.635	21-9 (1st)	Regional
2015	52-18	.743	19-11 (4th)	CWS
2016	52-16	.765	19-10 (4th)	CWS
2017	52-19	.732	21-9 (1st)	CWS Champions
2018	49-21	.700	20-10 (1st)	CWS
2019	34-26	.567	13-17 (11th)	Regional
2020	16-1	.941	--	--
2021	38-22	.633	17-13 (6th)	Regional
2022	42-24	.636	15-15	Regional
2023	54-17	.761	20-10 (T-1st)	CWS Runner-Up
2024	36-30	.545	13-17	CWS
2025	39-22	.639	15-15	Regional
2026	18-5	.783	3-3	

774-376 .673 308-207 (.598)

17 NCAA Tournaments; 1 National Title; 9 CWS app.

WINNINGEST ACTIVE DIVISION I HEAD COACHES

(by Percentage - Min. 10 Years as DI Head Coach; Records through (6/30/25))

	W	L	T	Win Pct
Brian O'Connor, Virginia	917	388	2	.702
Dan McDonnell, Louisville	784	353	1	.689
Jim Schlossnagle, Texas A&M	987	464	0	.680
KEVIN O'SULLIVAN, FLORIDA	756	371	0	.671
Cliff Godwin, East Carolina	432	214	1	.668

O'SULLIVAN BREAKS SCHOOL RECORD

O'Sullivan passed Dave Fuller for the most wins in program history on March 9, 2021 with a 5-1 win vs. Georgia State. Fuller finished his illustrious Gators head coaching career with 556 wins from 1948-75. O'Sullivan picked up his 435th career win against Kentucky (5/19/17) to pass Joe Arnold for the second-most wins in UF history. He also became the quickest UF baseball coach to reach the 400-win mark against Miami (2/24/17), taking just 590 games to accomplish the feat. The national championship coach broke the record in a 5-1 victory against Georgia State on March 9.

- 1. KEVIN O'SULLIVAN (2008-Pr.) 774-376 (.673)**
- Dave Fuller (1948-75) 556-354-6 (.611)

O'SULLIVAN AGAINST RANKED OPPONENTS

OVERALL	2026	OVERALL	HOME	AWAY	NEUTRAL
vs. Top 5	0-0	61-57	28-22	18-24	15-11
vs. Top 10	1-0	131-91	55-31	47-40	29-20
vs. Top 25	4-0	239-184	119-65	81-83	39-36

SEC REGULAR SEASON RECORD (2008-2023)

FLORIDA	W	L	T	Win Pct
Vanderbilt	249	163	0	.606
LSU	247	169	2	.597
Arkansas	231	184	0	.564
South Carolina	228	189	0	.547
Texas A&M	138	128	0	.519
Ole Miss	225	194	0	.514
Mississippi State	198	221	0	.461
Georgia	187	224	2	.449
Auburn	184	235	0	.448
Kentucky	184	235	0	.445
Alabama	172	242	1	.423
Tennessee	168	247	0	.413
Missouri	97	172	0	.358

KEVIN O'SULLIVAN VS. ALL OPPONENTS

OPPONENT	W-L	H	A	N
Air Force	3-0	-	-	-
Alabama	31-11	15-3	11-7	5-1
Arkansas	20-25	12-9	5-10	3-6
Army	2-0	1-0	-	1-0
Auburn	21-12	12-6	6-6	3-0
Austin Peay	0-1	-	-	0-1
Bethune-Cookman	17-1	17-1	-	-
Boston College	3-0	3-0	-	-
Brown	2-1	2-1	-	-
Cal State Fullerton	2-1	2-1	-	-
Campbell	2-0	2-0	-	-
Central Florida	11-9	8-4	3-5	-
Central Michigan	2-0	2-0	-	-
Charleston Southern	5-1	5-1	-	-
Cincinnati	3-0	3-0	-	-
Clemson	2-0	0-0	2-0	0-0
Coastal Carolina	0-1	-	-	0-1
College of Charleston	0-1	-	-	0-1
Connecticut	5-0	5-0	-	-
Columbia	7-0	7-0	-	-
Dallas Baptist	0-2	-	-	0-2
Dartmouth	3-0	3-0	-	-
Dayton	3-0	3-0	-	-
Duke	2-1	2-1	-	-
Duquesne	3-0	3-0	-	-
East Carolina	0-2	-	-	0-2
Eastern Michigan	6-0	5-0	-	1-0
Fairfield	3-0	2-0	-	1-0
Florida A&M	17-1	17-1	-	-
Florida Atlantic	16-5	13-5	1-0	2-0
Florida Gulf Coast	14-8	11-7	0-1	3-0
FIU	2-0	2-0	-	-
Florida State	39-23	20-4	10-8	9-11
Georgia	32-21	18-9	13-11	1-1
Georgia Southern	2-2	2-2	-	-
Georgia State	5-0	5-0	--	--
Georgia Tech	3-0	3-0	-	-
Harvard	6-0	6-0	-	-
High Point	1-2	1-2	-	-
Illinois	0-2	0-2	-	-
Illinois State	3-0	3-0	-	-
Indiana	1-2	1-2	-	-
Jacksonville	23-8	17-6	7-2	-
Kennesaw State	3-0	3-0	-	-
Kent State	0-1	-	-	0-1
Kentucky	29-23	13-11	13-11	3-1
Liberty	1-2	1-2	-	-
Long Beach State	3-0	3-0	-	-
LSU	26-22	11-4	9-12	6-6
Louisville	4-0	3-0	-	1-0
Maine	3-0	3-0	-	-
Manhattan	1-0	1-0	-	-
Marist	1-0	1-0	-	-
Marshall	3-0	3-0	-	-
Maryland	2-1	2-1	-	-
Mercer	0-2	0-2	-	-
Miami	45-19	23-10	20-9	2-0
Mississippi State	27-14	11-7	11-7	5-0
Missouri	29-7	18-0	11-7	-
Nebraska	2-0	0-0	0-0	2-0
North Carolina	0-1	-	-	0-1
North Florida	23-5	18-5	5-2	-
N.C. State	3-0	2-0	-	1-0
Oklahoma	1-2	1-2	-	-
Oklahoma State	2-1	0-0	2-1	0-0
Ole Miss	21-17	11-4	9-12	1-1
Oral Roberts	1-0	-	-	1-0
Oregon State	1-0	1-0	-	-
Rhode Island	9-0	9-0	-	-
Saint Mary's	2-1	2-1	-	-
Samford	4-1	4-0	0-1	-
Seton Hall	4-2	4-2	-	-
Siena	10-0	10-0	-	-
South Alabama	0-1	0-1	-	-
South Carolina	39-24	22-7	13-13	4-4
South Florida	25-6	21-5	4-1	-
Southern Miss	1-2	0-2	-	1-0
St. John's	0-1	0-1	-	-
Stetson	16-2	10-0	6-2	-
Stony Brook	6-0	6-0	-	-
TCU	3-1	-	-	3-1
Tennessee	27-26	13-11	14-13	0-2
Texas	4-1	-	2-1	2-0
Texas A&M	13-12	8-1	4-5	1-6
Texas Tech	3-4	2-1	-	1-2
Troy	3-0	3-0	-	-
Tulane	0-1	-	-	0-1
UAB	-	-	-	-
UCLA	0-1	-	-	0-1
Valparaiso	0-1	-	-	0-1
Vanderbilt	35-27	19-8	10-14	6-5
Virginia	2-2	-	-	2-2
Wake Forest	2-1	2-1	-	-
William & Mary	6-0	6-0	-	-
Winthrop	5-0	5-0	-	-
Yale	3-0	3-0	-	-
Totals:	774-376	515-154	187-161	72-61





LIAM PETERSON RHP

2026 STATS: 1-1, 4.15 ERA

HEIGHT 6-5 CLASS Junior

WEIGHT 225 HOMETOWN / HIGH SCHOOL Palm Harbor, Fla. / Calvary Christian

12

Year	era	w-l	app	gs	cg	sho	sv	ip	h	r	er	bb	so
2024	6.43	3-6	18	16	0	0/1	0	63.0	64	45	45	44	77
2025	4.28	8-4	16	15	0	0/2	0	69.1	67	38	33	32	96
2026	4.15	1-1	6	6	0	0/1	0	30.1	21	15	14	16	48
TOTAL	5.09	12-11	40	37	0	0/4	0	162.2	152	98	92	92	221

2026 RUNS ALLOWED BY INNING

INNING	1	2	3	4	5	6	7	8	9
RUNS	2	2	3	4	0	4	-	-	-

PETERSON'S 2026 RUN SUPPORT (IN STARTS)

RUNS SCORED	0	1	2	3	4	5	6	7	8	9	10+
GAMES	1	1	1	-	-	-	-	2	-	1	-
PETERSON W-L	0-1	0-0	0-0	-	-	-	-	0-0	-	1-0	-
TEAM W-L	0-1	1-0	0-1	-	-	-	-	1-1	-	1-0	-

2026 MISCELLANEOUS STATS

WHIP	1.22	K / 9	14.2
QUALITY STARTS	1	BB / 9	4.7
PITCHES / START	93.5 (561 pitches in 6 starts)	K / BB RATIO	3.0

2026 GAME LOG (*started)

DATE	OPPONENT	DEC	IP	H	R	ER	HR	BB	K	NP	ERA	QS
2/13	UAB*	ND	3.1	3	5	4	0	5	3	82	10.80	no
2/20	Kennesaw St.*	W, 1-0	5.1	1	0	0	0	2	12	91	4.15	no
2/27	at #17 Miami*	ND	5.2	6	2	2	0	1	8	98	3.77	no
3/6	High Point*	ND	5.0	1	2	2	0	4	11	94	3.72	no
3/13	South Carolina*	ND	6.0	1	0	0	0	2	10	98	2.85	YES
3/20	at Alabama*	L, 1-1	5.0	9	6	6	0	2	4	98	4.15	no
Total		1-1-0	30.1	21	15	14	0	16	48	561	4.15	1

*Games started

PETERSON'S SEASON + CAREER HIGHS

SEASON	CAREER
-	Win Streak
6.0 - South Carolina, 3/13	Innings Pitched
6 - at Alabama, 3/20	Runs Allowed
6 - at Alabama, 3/20	Earned Runs Allowed
9 - at Alabama, 3/20	Hits Allowed
5 - UAB, 2/13	Walks Allowed
12 - Kennesaw State, 2/20	Strikeouts

4 - 2/14/25 vs. Air Force-3/7/25 vs. Harvard
 6.0 - 7 times, last vs. S. Carolina, 3/13/26
 6 - 2 times, last at Alabama, 3/20/26
 6 - 2 times, last at Alabama, 3/20/26
 same
 5 - 2 times, last vs. UAB, 2/13/26
 13 - Arkansas, 4/25/25

2026 GATORS PITCHING BY THE NUMBERS

	W-L-S	ERA	IP	H	R	ER	BB	SO	BAA	HR
OVERALL	20-6-5	3.68	225.0	191	112	92	91	284	.226	10
SEC	3-3-1	5.58	50.0	39	31	31	28	56	.206	5
Home	16-3-3	3.18	167.0	139	76	59	62	214	.221	5
Road	3-3-1	6.06	49.0	48	36	33	26	54	.257	5
Neutral	1-0-1	0.00	9.0	4	0	0	3	16	.129	0
February	11-1-1	3.50	103.0	91	48	40	33	119	.235	4
March	9-5-4	3.84	122.0	100	64	52	58	165	.217	6
April	-	-	-	-	-	-	-	-	-	-
May	-	-	-	-	-	-	-	-	-	-
June	-	-	-	-	-	-	-	-	-	-

2026 PITCHING STATISTICS

(All games Sorted by Earned run avg)

Player	era	w-l	app	gs	cg	sho	sv	ip	h	r	er	bb	so	2b	3b	hr	b/avg	wp	hp	bk	sfa	sha
Aidan King	1.27	3-2	6	6	0	0/3	0	28.1	22	12	4	7	30	4	0	1	.210	1	3	0	0	2
Liam Peterson	4.15	1-1	6	6	0	0/1	0	30.1	21	15	14	16	48	4	0	0	.196	1	0	0	1	2

McCall Biemiller	0.00	0-0	1	0	0	0/0	0	0.0	0	0	0	1	0	0	0	0	.000	0	1	0	0	0
Ernesto LugoCanchola	2.12	0-0	12	0	0	0/2	0	17.0	13	5	4	4	25	2	0	2	.203	4	0	0	0	1
Jackson Barberi	2.53	2-2	11	0	0	0/4	2	21.1	12	7	6	11	30	2	0	1	.154	2	0	0	0	0
Ricky Reeth	3.00	2-0	5	0	0	0/0	0	12.0	12	4	4	1	14	4	0	0	.267	1	3	0	2	0
Schuyler Sandford	3.00	1-0	7	1	0	0/3	0	12.0	7	5	4	7	16	2	0	2	.171	1	1	0	0	0
Joshua Whritenour	3.09	2-0	9	0	0	0/1	2	11.2	6	4	4	8	19	0	0	0	.150	2	2	0	0	0
Luke McNeillie	3.18	2-0	8	3	0	0/1	0	17.0	16	8	6	8	21	4	1	0	.235	1	2	0	0	0
Caden McDonald	3.63	2-0	7	0	0	0/0	1	17.1	15	7	7	3	16	3	0	0	.242	1	1	0	1	1
Russell Sandefer	3.97	1-1	8	2	0	0/2	0	11.1	9	5	5	7	17	0	0	0	.225	1	0	0	0	2
Cooper Walls	4.37	3-0	6	6	0	0/1	0	22.2	25	13	11	7	20	5	2	1	.278	2	1	0	1	0
Eli Blair	6.35	0-0	5	0	0	0/0	0	5.2	8	4	4	2	7	2	0	0	.333	1	3	0	0	0
Billy Barlow	7.15	1-0	7	2	0	0/0	0	11.1	16	13	9	4	14	4	0	0	.308	0	1	0	0	0
Jackson Hoyt	12.00	0-0	6	0	0	0/0	0	6.0	6	8	8	5	6	1	0	1	.250	0	3	0	0	0
Christian Rodriguez	18.00	0-0	2	0	0	0/0	0	1.0	3	2	2	0	1	0	0	1	.500	0	1	0	0	0
Totals	3.68	20-6	26	26	0	6/6	5	225.0	191	112	92	91	284	37	3	10	.226	18	22	0	5	8
Opponents	6.96	6-20	26	26	1	1/0	0	212.0	229	196	164	131	195	52	6	32	.275	21	33	2	19	6

PB - Team (2), Bowen 1, Stanford 1, Opp (3). Pickoffs - Team (4), Bowen 2, Peterson 1, Sandefer 1, Opp (2). SBA/ATT - Bowen (24-28), Stanford (6-9), King (6-7), Peterson (5-7), Barberi (5-5), Blair (4-4), Walls (1-3), McDonald (2-2), Sandefer (1-2).

2026 WEEKEND ROTATION

SERIES	GM 1	GM 2	GM 3
UAB	Peterson	King	Walls
Kennesaw St.	Peterson	King	Walls
Miami	Peterson	King	PPD
High Point	Peterson	King	Walls
South Carolina	Peterson	King	Walls
Alabama	Peterson	King	Walls
Arkansas	Peterson	King	TBA

2025 WEEKEND ROTATION

SERIES	GM 1	GM 2	GM 3
Air Force	Peterson	Clemente	Coppola
Dayton	Peterson	Clemente	Coppola
Miami	Peterson	Coppola	Clemente
Harvard	Peterson	King	Jenkins
Tennessee	Peterson	King	Clemente
Georgia	King	Barlow	Clemente
Ole Miss	King	Peterson	Philpott
Vanderbilt	Peterson	King	Philpott
Missouri	Peterson	King	McNeillie
Miss. St.	Peterson	King	McNeillie
Arkansas	Peterson	King	Barlow
S. Carolina	Peterson	King	Coppola
Texas	Coppola	Peterson	King
Alabama	Peterson	Coppola	King





AIDAN KING RHP

2026 STATS: 3-2, 1.27 ERA

HEIGHT 6-2 CLASS Sophomore

WEIGHT 205 HOMETOWN / HS Jacksonville, Fla. / Bishop John J. Snyder

47

Year	era	w-l	app	qs	cq	sho	sv	ip	h	r	er	bb	so
2025	2.58	7-2	17	12	0	0/2	0	73.1	58	28	21	23	79
2026	1.27	3-2	6	6	0	0/3	0	28.1	22	12	4	7	30
TOTAL	2.21	10-4	23	18	0	0/5	0	101.2	80	40	25	30	109

2026 RUNS ALLOWED BY INNING

INNING	1	2	3	4	5	6	7	8	9
RUNS	4	0	7	0	1	0	-	-	-

KING'S 2026 RUN SUPPORT (IN STARTS)

RUNS SCORED	0	1	2	3	4	5	6	7	8	9	10+
GAMES	-	-	1	1	1	-	-	-	1	-	2
KING W-L	-	-	0-1	1-0	0-1	-	-	-	0-0	-	2-0
TEAM W-L	-	-	0-1	1-0	0-1	-	-	-	1-0	-	2-0

2026 MISCELLANEOUS STATS

WHIP	1.02	K / 9	9.5
QUALITY STARTS	3	BB / 9	2.2
PITCHES / START	81.8 (491 pitches in 6 starts)	K / BB RATIO	4.3

2026 GAME LOG (*started)

DATE	OPPONENT	DEC	IP	H	R	ER	HR	BB	K	NP	ERA	QS
2/14	UAB-1*	W, 1-0	6.0	3	0	0	0	0	4	78	0.00	YES
2/21	Kennesaw St.*	W, 2-0	6.0	5	0	0	0	0	5	85	0.00	YES
2/28	at #17 Miami*	ND	2.1	2	3	0	1	1	3	67	0.00	no
3/7	High Point*	L, 2-1	3.0	7	5	0	0	1	5	91	0.00	no
3/14	South Carolina*	W, 3-1	6.0	2	0	0	0	1	9	87	0.00	YES
3/21	at Alabama*	L, 3-2	5.0	3	4	4	0	4	4	83	1.27	no
Total		3-2-0	28.1	22	12	4	1	7	30	491	1.27	3

*Games started

KING'S SEASON + CAREER HIGHS

SEASON	CAREER
2 - 2/14 vs. UAB-2/21 vs. Kennesaw St. 6.0 - 3 times, last vs. S. Carolina, 3/14	Win Streak Innings Pitched Runs Allowed
5 - High Point, 3/7	6 - at Miss. St., 4/19/25
4 - at Alabama, 3/21	Earned Runs Allowed Hits Allowed
7 - High Point, 3/7	7 - 2 times, last vs. High Point, 3/7/26
4 - at Alabama, 3/21	Walks Allowed
9 - South Carolina, 3/14	Strikeouts
	3 - 2/25/25 at Stetson-3/8/25 vs. Harvard 8.0 - vs. Fairfield, 5/31/25 6 - at Miss. St., 4/19/25 6 - at Miss. St., 4/19/25 4 - 2 times, last vs. Alabama, 3/21/26 9 - 2 times, last vs. S. Carolina, 3/14/26



COOPER WALLS RHP

2026 STATS: 3-0, 4.37 ERA

HEIGHT 6-5 CLASS Sophomore

WEIGHT 225 HOMETOWN / PREVIOUS San Diego, Calif. / La Costa Canyon / Hawaii

38

Year	era	w-l	app	qs	cq	sho	sv	ip	h	r	er	bb	so
2025	3.73	3-3	15	13	0	0/0	0	60.1	69	28	25	15	45
2026	4.37	3-0	6	6	0	0/1	0	22.2	25	13	11	7	20
TOTAL	3.90	6-3	21	19	0	0/1	0	83.0	94	41	36	22	65

2026 RUNS ALLOWED BY INNING

INNING	1	2	3	4	5	6	7	8	9
RUNS	7	3	0	0	2	1	-	-	-

WALLS' 2026 RUN SUPPORT (IN STARTS)

RUNS SCORED	0	1	2	3	4	5	6	7	8	9	10+
GAMES	-	-	-	-	1	-	1	1	-	-	3
WALLS W-L	-	-	-	-	1-0	-	1-0	0-0	-	-	1-0
TEAM W-L	-	-	-	-	1-0	-	1-0	0-1	-	-	3-0

2026 MISCELLANEOUS STATS

WHIP	1.41	K / 9	7.9
QUALITY STARTS	0	BB / 9	2.8
PITCHES / START	60.7 (364 pitches in 6 starts)	K / BB RATIO	2.9

2026 GAME LOG (*started)

DATE	OPPONENT	DEC	IP	H	R	ER	HR	BB	K	NP	ERA	QS
2/14	UAB-2*	W, 1-0	5.1	4	1	1	0	1	4	79	1.69	no
2/22	Kennesaw St.*	ND	4.0	5	4	4	0	1	5	68	4.82	no
3/3	FAU*	W, 2-0	2.0	1	0	0	0	0	1	22	3.97	no
3/8	High Point*	ND	2.2	6	4	2	0	1	1	51	4.50	no
3/15	South Carolina*	W, 3-0	4.1	7	3	3	1	1	5	78	4.91	no
3/22	at Alabama*	ND	4.1	2	1	1	0	3	4	66	4.37	no
Total		3-0-0	22.2	25	13	11	1	7	20	364	4.37	0

*Games started

WALLS' SEASON + CAREER HIGHS

SEASON	CAREER
-	Win Streak
5.1 - UAB, 2/14	Innings Pitched
4 - 2 times, last vs. High Point, 3/8	Runs Allowed
4 - Kennesaw St., 2/22	Earned Runs Allowed
7 - South Carolina, 3/15	Hits Allowed
3 - at Alabama, 3/22	Walks Allowed
5 - 2 times, last vs. S. Carolina, 3/15	Strikeouts
	2 - 3/7/25 vs. UC Riverside - 3/16/25 vs. UCSB 7.0 - UC Santa Barbara, 3/16/25 4 - 3 times, last vs. High Point, 3/8/26 4 - 2 times, last vs. Kennesaw St., 2/22/26 7 - 3 times, last vs. South Carolina, 3/15/26 same 5 - 4 times, last vs. S. Carolina, 3/15/26



THE LAST TIME A GATORS HITTER HAD...

8 at bats in a game:	Casey Turgeon vs. Missouri (4/20/13)
7 at bats in a game:	Brendan Lawson at Fairfield (5/31/25)
A 5-hit game:	Brendan Lawson at Fairfield (5/31/25)
A 4-hit game:	Brendan Lawson at Fairfield (5/31/25)
6 runs in a game:	Adam Davis vs. Notre Dame (6/5/05)
5 runs in a game:	5, Brody Donay vs. Harvard (3/8/25, Gm 2)
4 runs in a game:	4, Brendan Lawson vs. South Carolina (3/15/26)
4 doubles in a game:	David Eckstein vs. Bethune-Cookman (4/10/96)
3 doubles in a game:	3, Colby Shelton vs Florida A&M (3/19/25)
2 triples in a game:	Brian Haught vs. Campbell (3/4/97)
4-home run game:	JJ Schwarz vs. Stetson (4/8/15, 2nd, 3rd, 4th & 7th)
3-home run game:	3, Bobby Boser vs. Stetson (4/15/25, 1st, 4th & 6th)
2-home run game:	2, Brendan Lawson vs. High Point (3/8/26, 1st & 9th)
Homer from both sides of the plate in a game:	Adam Davis vs. Tennessee (4/30/05)
Home run in consecutive at bats:	2, Blake Cyr vs. UAB (2/14/26, Gm 1, 1st & 2nd)
Home run in 3 consecutive at bats:	3, Jac Caglianone vs. Cincinnati (2/26/23, 5th, 6th, 8th)
2 grand slams in a game:	Zack Powers vs. Duke (2/17/13, 7th & 8th)
A grand slam:	Cash Strayer vs. South Carolina (3/15/26, 4th)
Back-to-back home runs:	Kyle Jones and Brendan Lawson vs. High Point (3/8/26, 1st)
Back-to-back-to-back home runs:	Ty Evans, Jac Caglianone and Tyler Shelnut at LSU (3/24/24, 8th)
Three home runs in one Inning:	Luke Heyman, Colby Shelton and Dale Thomas vs. Nebraska (6/2/24, 7th)
A pinch-hit home run:	Dale Thomas vs. No. 19 Kentucky (5/20/23, 7th)
Consecutive pinch-hit home runs:	Mike Floyd & Brian Haught vs. South Carolina (4/19/98)
A pinch-hit grand slam:	Santino Miozzi vs. Winthrop (3/3/19)
Inside-the park home run:	Ty Evans vs. Florida State (3/12/24)
Lead-off home run (game, not inning):	Kyle Jones vs. High Point (3/8/26)
Walk-off home run:	Jac Caglianone vs. Mississippi State (3/30/24, two-run home run in the 9th)
Walk-off hit:	Brendan Lawson vs Missouri (4/12/25, Gm 2, 1 RBI Single in the 7th)
The cycle (single, double, triple, home run) in a game:	Derek Nicholson vs. Kentucky (4/3/98)
10+ RBI game:	10, JJ Schwarz vs. Stetson (4/7/15)
9-RBI game:	9, Josh Rivera vs. Florida Atlantic (3/7/23)
7-RBI game:	7, Jac Caglianone vs. Georgia (4/16/23)
6-RBI game:	6, Brendan Lawson vs. FIU (2/25/26)
12+ total bases in a game:	12, Bobby Boser vs. Stetson (4/15/25)
5 walks in a game:	Matt LaPorta vs. Tennessee (5/18/07)
4 walks in a game:	4, Wyatt Langford vs. Bethune-Cookman (5/10/22)
3 walks in a game:	3, Brendan Lawson vs. No. 10 Florida State (3/24/26)
4 Intentional Walks in a game:	4, Jac Caglianone vs. No. 4 Kentucky (5/11/24)
3 Intentional Walks in a game:	3, Brendan Lawson vs. No. 10 Florida State (3/24/26)
5 strikeouts in a game:	5, Cade Kurland at Miami (3/3/24)
4 strikeouts in a game:	4, Ethan Surowicz at No. 17 Miami (2/28/26)
Steal of home in a game:	Blake Brookins vs. No. 19 Alabama (5/17/25)
4 stolen bases in a game:	Stephen Barton vs. Michigan State (3/12/05)
3 stolen bases in a game:	Kolt Myers vs. No. 10 Florida State (3/24/26)
3-hit inning:	Ben Harrison vs. Savannah State (2/7/01, 2nd - homer, 2 singles)
2-hit inning:	Cade Kurland vs. FIU (2/24/26, 5th - 2 singles)
3 sacrifice flies:	Luke Heyman vs Florida A&M (4/18/23)
3 hit by pitches in a game:	3, Tyler Shelnut vs. Florida A&M (4/2/24)
2 hit by pitches in a game:	2, Cole Stanford vs. Florida A&M (3/4/26)

THE LAST TIME A GATORS PITCHER HAD...

A complete game:	
(9 innings):	Brandon Sproat vs. No. 24 Alabama (3/16/23)
(7 innings):	Brandon Sproat vs. Missouri (4/28/23)
Consecutive complete games:	Brady Singer vs. LSU (3/25/17) and at Missouri (4/1/17)
A shutout:	
(9 innings):	Brandon Sproat vs. No. 24 Alabama (3/16/23)
(7 innings):	A.J. Puk vs. Arkansas (5/22/15)
A combined shutout:	
(extra innings):	Liam Peterson (6.0), Jackson Barberi (1.1), Ernesto Lugo-Canchola (0.1) & Joshua Whritenour (2.1) vs. South Carolina (3/13/26)
(9 innings):	Russell Sandefer (3.0), Luke McNeillie (3.0) & Jackson Barberi (3.0) vs. No. 10 Florida State (3/24/26)
(8 innings):	Jac Caglianone (6.0), Ryan Slater (2.0) vs. Saint Mary's (3/10/24)
(7 innings):	Aidan King (6.0), Schuyler Sandford (1.0) vs. Kennesaw State (2/20/26)
A shutout (freshman):	
Postseason:	Marc Valdes vs. Florida Sate (6/2/91, College World Series)
Regular season:	Tyson Johnson vs. Ohio State (2/26/86)
A non-shutout complete game (freshman):	Matt McClendon vs. Auburn (5/17/97)
10+ innings in a start:	10, Johnny Wiggs vs. Vanderbilt (5/7/88)

A start into the 10th inning:	Rob Bonanno vs. Georgia (5/19/94)
10+ strikeouts in a game:	10, Liam Peterson vs. South Carolina (3/13/26)
Three hit batters in a game:	3, Billy Barlow vs. No. 5 Arkansas (4/27/25)
A 2-hitter	
(9 innings):	Jack Leftwich at Missouri (5/17/19)
(7 innings):	Brandon Sproat vs. Missouri (4/28/23)
A 1-hitter:	Brandon Sproat vs. No. 24 Alabama (3/16/23)
A no-hitter:	Jonathon Crawford vs. Bethune-Cookman (6/1/12)
A combined no-hitter:	Doug Brennan (7.0) & Chris Nelson (2.0) vs. Pace (3/19/93)
Wins in both ends of a doubleheader:	Danny Wheeler vs. Vanderbilt (4/16/94)
Saves in both ends of a doubleheader:	Danny Wheeler vs. FAU (5/4/94)
Two appearances in the same game:	Garrett Milchin vs. Seton Hall (3/11/17, Gm 1)

THE LAST TIME THE GATORS TEAM...

Scored 20+ runs:	22 at South Carolina (5/4/25, Gm 1)
Scored 15+ runs:	17 vs FIU (2/24/26)
Scored 10+ runs in an inning:	11 at South Carolina (5/4/25, Gm 1, 9th)
Had 20+ hits:	23 vs. No. 7 LSU (6/25/23)
Had 15+ hits:	15 vs. FIU (2/24/26)
Had 8+ doubles:	10, vs. Hofstra-2 (2/23/03)
Had 7 doubles:	7 vs. Columbia (6/1/18)
Had 6 doubles:	6 vs. UAB (2/14/26, Gm1)
Had 3 triples:	3 vs. Seton Hall (3/12/22, Gm 1)
Had 2 triples:	2 vs. High Point (3/7/26)
Had 8 home runs:	8 vs. Cincinnati (2/26/23)
Had 7 home runs:	7 vs. Stetson (4/23/24)
Had 6 home runs:	6 vs. High Point (3/8/26)
Had 5 home runs:	6 vs. High Point (3/8/26)
Had 4 home runs:	6 vs. High Point (3/8/26)
Had 2 Grand Slams:	2 vs. Georgia (4/14/23)
Had 10+ walks:	11 at Fairfield (5/31/25)
Stole 10+ bases:	10 vs. Maine (3/16/95)
Allowed an opponent 3 hits or less:	3 vs. South Carolina (3/14/26)
Won in extra innings:	1-0 vs. South Carolina [10 innings] (3/13/26)
Lost in extra innings:	9-7 vs. UAB [10 innings] (2/13/26)
Pitched consecutive shutouts:	1-0 vs. South Carolina (3/13/26) & 3-0 vs. South Carolina (3/14/26)
Was shut out:	
(at home):	by No. 5 Arkansas (4/26/25) - Gage Wood (3.0), Gabe Gaekle (3.1) & Aiden Gimenez (2.2)
(on the road):	at Alabama (3/20/26) - Tyler Fay (9.0)
(neutral)	vs. No. 3 Texas A&M (6/19/24) - Lamkin (5.0), Cortez (0.0), Stewart (2.0) & Aschenbeck (2.0)
Struck out 15+ times:	16 at No. 17 Miami (2/28/26)
Was held to two hits or less:	0 at Alabama (3/20/26)
Turned a triple play:	Mike Mooney (SS)-Josh Adams (2B)-Preston Tucker (1B) vs. LSU (5/9/08)

THE LAST TIME A GATORS OPPONENT...

Hit a grand slam in a game:	Alex Lodise, Florida State (3/25/25, 9th)
Hit a pinch-hit grand slam:	Robert Shelton, Ole Miss (4/12/98, 9th)
Hit two home runs in a game:	2, Gehrige Frei, Mississippi State (4/20/25)
Hit three home runs in a game:	3, Charlie Condon, Georgia (4/14/23)
Had an inside-the park home run:	Matt Hogan, Oral Roberts, (6/18/23)
Had back-to-back home runs:	Christian Adams and Devin Obee, Georgia (3/22/25)
Had 5 hits in a game:	5, Grae Kessinger, Ole Miss (4/6/19)
Had 4 hits in a game:	4, Austin Irby, East Carolina (5/30/25)
Had 7 RBI in a game:	7, Hunter Ensley, Tennessee (5/4/24)
Had 6 RBI in a game:	7, Hunter Ensley, Tennessee (5/4/24)
Had 5 RBI in a game:	5, Austin Fawley, Ole Miss (3/28/25, Gm1)
Scored 10+ runs in an inning:	11, Tennessee (5/4/24, 6th)
Scored 4 runs in a game:	4, Slate Alford, Georgia (3/23/25)
Had a walk-off home run:	Alex Lodise, Florida State (3/25/25, 9th)
Had a walk-off hit:	Alex Lodise, Florida State (3/25/25)
Stole home in a game:	Malik Stephens, Bethune-Cookman (3/22/22)
Threw a no-hitter:	Tyler Fay (9.0), Alabama (3/20/26)
Pitched a complete game:	
(9 innings):	Tyler Fay, Alabama (3/23/26)
(7 innings):	Marcus Phillips, Tennessee (3/15/25)
Pitched a complete game in consecutive starts:	Brooks Dunn & Justin Pigott, Miss St (5/5-5/6/08)
Had 10+ strikeouts in a game:	13, Tyler Fay, Alabama (3/20/26)
Hit four batters in a game:	5, Lou Distasio, Rhode Island (2/14/15)
Hit three batters in a game:	3, Jacob Peaden, Missouri (4/7/24)



CHARTING THE STARTERS

SEASON TOTALS	W-L	IP	H	R	ER	BB	SO
3.23 ERA	10-3	100.1	85	49	36	38	124
OPPONENT	W/L	IP	H	R	ER	BB	SO
UAB	ND	3.1	3	5	4	5	3
UAB	W	6.0	3	0	0	0	4
UAB	W	5.1	4	1	1	1	4
Stetson	W	4.0	5	2	2	0	5
Stetson	W	2.0	2	0	0	0	2
Kennesaw State	W	5.1	1	0	0	2	12
Kennesaw State	W	6.0	5	0	0	0	5
Kennesaw State	ND	4.0	5	4	4	1	5
FIU	ND	1.2	3	2	1	1	2
FIU	ND	2.0	3	1	1	2	3
No. 17 Miami	ND	5.2	6	2	2	1	8
No. 17 Miami	ND	2.1	2	3	0	1	3
FAU	W	2.0	1	0	0	0	1
FAMU	ND	2.0	3	2	1	2	2
High Point	ND	5.0	1	2	2	4	11
High Point	L	3.0	7	5	0	1	5
High Point	ND	2.2	6	4	2	1	1
No. 20 Florida State	ND	1.1	0	2	2	3	2
South Carolina	ND	6.0	1	0	0	2	10
South Carolina	W	6.0	2	0	0	1	9
South Carolina	W	4.1	7	3	3	1	5
Stetson	ND	3.0	0	0	0	0	6
at Alabama	L	5.0	9	6	6	2	4
at Alabama	L	5.0	3	4	4	4	4
at Alabama	ND	4.1	2	1	1	3	4
No. 10 Florida State	W	3.0	1	0	0	0	4

*Italics indicates quality start

FROM THE BULLPEN

SEASON TOTALS	W-L-SV	IP	H	R	ER	BB	SO
4.04 ERA	10-3-5	124.2	106	63	56	53	160
OPPONENT	W/L	IP	H	R	ER	BB	SO
UAB	L	6.2	3	4	3	3	6
UAB	ND	1.0	0	0	0	0	2
UAB	ND	3.2	1	0	0	0	3
Stetson	SV	3.0	1	0	0	0	4
Stetson	ND	7.0	8	3	3	3	9
Kennesaw State	ND	3.2	4	3	3	0	2
Kennesaw State	ND	1.0	0	0	0	0	1
Kennesaw State.	W	5.0	5	5	3	6	5
FIU	W	7.1	13	9	9	1	11
FIU	W	7.0	8	3	3	3	8
No. 17 Miami	W	3.1	2	0	0	1	3
No. 17 Miami	W	6.2	4	1	1	2	9
FAU	ND	7.0	3	0	0	3	10
FAMU	W/SV	7.0	6	3	3	2	10
High Point	L	4.0	6	5	5	3	6
High Point	ND	6.0	6	1	1	2	8
High Point	W	6.1	8	7	3	9	9
No. 20 Florida State	W	7.2	6	1	1	4	16
South Carolina	W	4.0	0	0	0	3	5
South Carolina	SV	3.0	1	0	0	0	2
South Carolina	ND	2.2	0	0	0	0	3
Stetson	W	6.0	4	1	1	1	6
at Alabama	ND	3.0	1	0	0	3	4
at Alabama	ND	3.0	5	4	4	3	3
at Alabama	L	3.2	8	13	13	6	3
No. 10 Florida State	SV	6.0	3	0	0	3	12

PRESEASON HONORS

PRESEASON ALL-SEC

Liam Peterson, SP - First Team

Luke McNeillie, RP - First Team

Brendan Lawson, 3B - Second Team

Aidan King, SP - Second Team

PRESEASON ALL-AMERICA

SP Liam Peterson - First Team (BA, PG)

SP Aidan King - Second Team (D1B)

RP Luke McNeillie - Second Team (BA)

PERFECT GAME TOP 100 PLAYERS BY CLASS

- 4. INF Brendan Lawson - Sophomore
- 6. C Karson Bowen - Senior
- 7. RHP Liam Peterson - Junior
- 11. RHP Aidan King - Sophomore
- 22. INF Nic Partridge - Freshman
- 29. RHP Jackson Barberi - Sophomore
- 36. OF Blake Cyr - Senior
- 37. RHP Joshua Whritenour - Sophomore
- 40. OF Kyle Jones - Junior
- 60. RHP Billy Barlow - Senior
- 62. RHP Cooper Walls - Sophomore
- 66. RHP Luke McNeillie - Junior
- 72. RHP Cooper Moss - Freshman
- 80. INF/OF Justin Nadeau - Senior
- 88. OF Cash Strayer - Freshman
- 98. RHP Russell Sandefer - Junior

BASEBALL AMERICA TOP 200 MLB PROSPECTS

- 9. RHP Liam Peterson
- 86. OF Kyle Jones
- 156. INF Ethan Surowiec
- 170. RHP Luke McNeillie



BREAKING DOWN BATTERS

Multiple Hit Games	2	3	4	5+	Total
Kyle Jones	8	3	-	-	11
Ethan Surowiec	10	-	-	-	10
Cash Strayer	7	1	-	-	8
Brendan Lawson	5	3	-	-	8
Blake Cyr	6	2	-	-	8
Landon Stripling	2	1	-	-	3
Cade Kurland	2	1	-	-	3
Karson Bowen	2	1	-	-	3
Colton Schwarz	2	-	-	-	2
Sam Miller	2	-	-	-	2
Cole Stanford	2	-	-	-	2
Jacob Kendall	1	-	-	-	1
Kolt Myers	1	-	-	-	1
Hayden Yost	1	-	-	-	1
TEAM	51	12	0	0	63

Hitting Streaks	Longest	Current
Ethan Surowiec	10	1
Blake Cyr	7	3
Karson Bowen	6	-
Kyle Jones	5	-
Brendan Lawson	5	-
Cole Stanford	5	1
Sam Miller	4	-
Colton Schwarz	3	-
Cash Strayer	3	2
Landon Stripling	3	-
Cade Kurland	2	-
Kolt Myers	2	-
Jacob Kendall	2	-
Caden McDonald	1	-
Hayden Yost	1	-
Justin Nadeau	1	-

Multiple RBI Games	2	3	4	5+	Total
Brendan Lawson	6	-	1	1	8
Blake Cyr	5	2	-	-	7
Ethan Surowiec	1	2	3	-	6
Kyle Jones	3	1	1	-	5
Cash Strayer	3	-	-	1	4
Cade Kurland	1	-	1	-	2
Karson Bowen	1	1	-	-	2
Jacob Kendall	1	-	1	-	2
Sam Miller	1	1	-	-	2
Justin Nadeau	1	-	-	-	1
Colton Schwarz	1	-	-	-	1
TEAM	24	7	7	2	40

Reached Base Streaks	Longest	Current
Brendan Lawson	22	1
Ethan Surowiec	18	3
Kyle Jones	13	-
Cash Strayer	10	2
Blake Cyr	10	3
Karson Bowen	9	3
Cole Stanford	6	1
Cade Kurland	6	3
Colton Schwarz	5	-
Jacob Kendall	5	-
Sam Miller	5	2
Caden McDonald	4	-
Kolt Myers	3	3
Landon Stripling	3	-
Justin Nadeau	2	-
Hayden Yost	1	-
Ashton Wilson	1	1

OVERALL STATISTICS

Player	avg	pp	gs	ab	r	h	2b	3b	hr	rbi	bb	slg%	bb	hp	so	ob%	sf	sh	sb	att	po	a	e	fld%
Brendan Lawson	.370	25-25	73	30	27	4	2	10	29	65	.890	30	8	17	2	.586	0	0	8-9	20	37	6	.905	
Blake Cyr	.329	22-22	79	20	26	6	0	4	22	44	.557	9	5	13	1	.417	3	0	4-4	39	0	0	1.000	
Kyle Jones	.320	26-25	100	30	32	10	1	2	20	50	.500	13	2	15	0	.398	3	1	11-12	45	0	0	1.000	
Ethan Surowiec	.316	26-26	95	21	30	7	1	3	25	48	.505	19	1	33	1	.435	5	1	1-2	115	18	3	.978	
Cash Strayer	.262	25-24	84	17	22	3	1	3	21	36	.429	9	3	23	0	.337	5	1	0-0	37	0	1	.974	
Karson Bowen	.257	21-21	74	18	19	5	0	2	12	30	.405	13	2	13	2	.370	3	0	0-0	208	10	2	.991	
Caden McDonald	.286	6-1	7	0	2	0	0	0	1	2	.286	2	0	4	0	.444	0	0	0-0	0	2	0	1.000	
Landon Stripling	.273	11-9	33	7	9	2	0	1	4	14	.424	2	1	6	1	.324	1	0	0-0	48	3	2	.962	
Cole Stanford	.268	13-12	41	12	11	2	0	2	7	19	.463	9	2	4	0	.423	0	0	1-1	92	10	4	.962	
Sam Miller	.250	16-11	36	5	9	1	0	1	9	13	.361	4	1	12	1	.341	0	1	0-1	6	14	2	.909	
Cade Kurland	.244	13-12	45	11	11	2	0	1	7	16	.356	4	4	10	0	.352	1	0	0-1	14	31	1	.978	
Kolt Myers	.209	17-11	43	8	9	3	0	0	1	12	.279	4	1	16	1	.292	0	1	6-6	14	19	3	.917	
Colton Schwarz	.205	16-12	44	3	9	4	0	0	7	13	.295	6	0	10	1	.294	1	0	0-0	11	24	1	.972	
Jacob Kendall	.188	18-13	48	10	9	1	1	2	10	18	.375	4	1	9	0	.259	1	0	0-0	6	0	0	1.000	
Hayden Yost	.167	10-5	18	3	3	2	0	0	1	5	.278	2	1	5	0	.286	0	1	1-1	3	0	0	1.000	
Justin Nadeau	.111	6-3	9	1	1	0	0	1	2	4	.444	1	0	2	0	.182	1	0	0-0	9	9	1	.947	
Ashton Wilson	.000	4-2	3	0	0	0	0	0	1	0	.000	0	1	2	0	.250	0	0	0-0	1	0	0	1.000	
AJ Malzone	.000	1-0	1	0	0	0	0	0	0	0	.000	0	0	1	0	.000	0	0	0-0	0	0	0	.000	
Totals	.275	26	833	196	229	52	6	32	179	389	.467	131	33	195	10	.387	19	6	32-37	675	198	29	.968	
Opponents	.226	26	847	112	191	37	3	10	102	264	.312	91	22	284	17	.315	5	8	30-37	636	192	31	.964	

LOB - Team (190), Opp (187). DPs turned - Team (19), Opp (11). CI - Team (1), Stanford 1. IBB - Team (9), Lawson 7, H. Yost 1, Bowen 1, Opp (1). Picked off - Kurland 1, Cyr 1.

(All games Sorted by Earned run avg)

Player	era	w-l	app	gs	cg	sho	sv	ip	h	r	er	bb	so	2b	3b	hr	b/avg	wp	hp	bk	sfa	sha
Aidan King	1.27	3-2	6	6	0	0/3	0	28.1	22	12	4	7	30	4	0	1	.210	1	3	0	0	2
Liam Peterson	4.15	1-1	6	6	0	0/1	0	30.1	21	15	14	16	46	4	0	0	.196	1	0	1	1	2
McCall Biemiller	0.00	0-0	1	0	0	0/0	0	0.0	0	0	0	0	1	0	0	0	.000	0	1	0	0	0
Ernesto LugoCanchoia	2.12	0-0	12	0	0	0/2	0	17.0	13	5	4	4	25	2	0	2	.203	4	0	0	0	1
Jackson Barberi	2.53	2-2	11	0	0	0/4	2	21.1	12	7	6	11	30	2	0	1	.154	2	0	0	0	0
Ricky Reeth	3.00	2-0	5	0	0	0/0	0	12.0	12	4	4	1	14	4	0	0	.267	1	3	0	2	0
Schuyler Sandford	3.10	1-0	7	1	0	0/3	0	12.0	7	5	4	4	16	2	0	2	.171	1	1	0	0	0
Joshua Whittenour	3.09	2-0	9	0	0	0/1	2	11.2	6	4	4	8	19	0	0	1	.150	2	2	0	0	0
Luke McNeillie	3.18	2-0	8	3	0	0/1	0	17.0	16	8	6	8	21	4	1	0	.235	1	2	0	0	0
Caden McDonald	3.63	2-0	7	0	0	0/0	1	17.1	15	7	7	3	16	3	0	0	.242	1	1	0	1	0
Russell Sandefer	3.97	1-1	8	2	0	0/2	0	11.1	9	5	5	7	17	0	0	0	.225	1	0	0	2	0
Cooper Walls	4.37	3-0	6	6	0	0/1	0	22.2	25	13	11	7	20	5	2	1	.278	2	1	0	1	0
Elk Blair	6.35	0-0	5	0	0	0/0	0	5.2	8	4	4	2	7	2	0	0	.333	1	3	0	0	0
Billy Barlow	7.15	1-0	7	2	0	0/0	0	11.1	16	13	9	4	14	4	0	0	.308	0	1	0	0	0
Jackson Hoyt	8.00	0-0	6	0	0	0/0	0	6.0	8	8	5	6	1	0	0	0	.250	0	3	0	0	0
Christian Rodriguez	18.00	0-0	2	0	0	0/0	0	1.0	3	2	2	0	1	0	0	0	.500	0	1	0	0	0
Totals	3.68	20-6	26	26	0	6/6	5	225.0	191	112	92	91	284	37	3	10	.226	18	22	0	5	8
Opponents	6.96	6-20	26	26	1	1/0	0	212.0	229	196	164	131	195	52	6	32	.275	21	33	2	19	6

PB - Team (2), Bowen 1, Stanford 1, Opp (3). Pickoffs - Team (4), Bowen 2, Peterson 1, Sandefer 1, Opp (2). SBA/ATT - Bowen (24-28), Stanford (6-9), King (6-7), Peterson (5-7), Barberi (5-5), Blair (4-4), Walls (1-3), McDonald (2-2), Sandefer (1-2), Reeth (2-2), Barlow (2-2), LugoCanchoia (2-2), Sandford (1-1)

CAREER HOME RUN BREAKDOWN (AT UF)

PLAYER	1R	2R	3R	GS	CAREER
Cyr	8	5	-	-	13
Kurland	18	10	4	3	35
Lawson	11	3	3	3	20
Nadeau	3	-	1	-	4
Stripling	2	-	1	-	3
Wilson	1	2	4	-	7
Yost	2	2	-	-	4
Strayer	2	-	-	1	3
Jones	1	-	-	1	2
Kendall	1	-	1	-	2
Stanford	2	-	-	-	2
Surowiec	-	2	1	-	3
Miller	1	-	-	-	1
Bowen	1	-	1	-	2
TEAM	52	24	16	8	99

HR BREAKDOWN

2026 Total:	32
At Condron Ballpark:	24
On the Road:	8
Neutral Site:	0
vs. RHP:	28
vs. LHP:	4
Solo:	19
Two-Run:	7
Three-Run:	4
Grand Slam:	2
With 0 outs:	9
With 1 out:	14
With 2 outs:	9
In 1st inning:	6
In 2nd inning:	7
In 3rd inning:	2
In 4th inning:	2
In 5th inning:	2
In 6th inning:	4
In 7th inning:	3
In 8th inning:	4
In 9th inning:	2
In extra innings:	0

GATORS ERRORLESS STREAKS*

PLAYER	POSITION	CURRENT	SEASON	CAREER	LAST ERROR
Brookins	OF	2	-	2	--
Cyr	OF	22	22	37	6/1/25 at East Carolina
Jones	CF	31	25	31	--
Kurland	INF	0	12	25	3/24/26 vs No. 10 Florida State
Lawson	INF	1	5	14	3/20/26 at Alabama
Nadeau	INF/OF	2	3	17	3/8/26 vs High Point
Stripling	INF	0	6	13	3/20/26 at Alabama
Wilson	INF/OF	6	3	26	5/21/25 vs Ole Miss
Yost	OF	69	7	69	3/27/24 vs Arkansas (Gm 2)
Bowen	C	4	12	12	3/13/26 vs South Carolina
Surowiec	INF	5	9	9	3/15/26 vs South Carolina
Strayer	OF	1	22	22	3/22/26 at Alabama
Myers	INF	4	8	8	3/15/26 vs South Carolina
Stanford	C	0	2	2	3/22/26 at Alabama
Miller	INF	3	6	6	3/13/26 vs South Carolina
Schwarz	INF	3	9	9	3/15/26 vs South Carolina
Kendall	OF	5	5	5	--

*Only includes games where the player appeared in the field

**Does not include pitching appearances

***Only includes games played at Florida

LAST TIME THEY HOMERED

PLAYER	GAMES	DATE	OPPONENT
Cyr	1	3/22/26	at Alabama
Kurland	24	2/14/26	vs UAB (Gm 1)
Lawson	5	3/15/26	vs South Carolina
Nadeau	9	3/8/26	vs High Point
Stripling	9	3/8/26	vs High Point
Wilson	44	4/20/25	at Mississippi State
Y			

HITTERS - LEADERS

PITCHERS - SCORELESS STREAKS

TEAM LEADERS SCORELESS STREAKS

Hitting minimums - 2.0 AB/Game
Pitching minimums - 1 Games 1.0 IP/Game

Batting avg		Slugging pct		On base pct	
1. Brendan Lawson	.370	1. Brendan Lawson	.890	1. Brendan Lawson	.586
2. Blake Cyr	.329	2. Blake Cyr	.557	2. Ethan Surowiec	.435
3. Kyle Jones	.320	3. Ethan Surowiec	.505	3. Blake Cyr	.417
4. Ethan Surowiec	.316	4. Kyle Jones	.500	4. Kyle Jones	.398
5. Cash Strayer	.262	5. Cash Strayer	.429	5. Karson Bowen	.370
Runs scored		Hits		Runs batted in	
1. Kyle Jones	30	1. Kyle Jones	32	1. Brendan Lawson	29
Brendan Lawson	30	2. Ethan Surowiec	30	2. Ethan Surowiec	25
3. Ethan Surowiec	21	3. Brendan Lawson	27	3. Blake Cyr	22
4. Blake Cyr	20	4. Blake Cyr	26	4. Cash Strayer	20
5. Karson Bowen	18	5. Cash Strayer	22	5. Kyle Jones	20
Doubles		Triples		Home runs	
1. Kyle Jones	10	1. Brendan Lawson	2	1. Brendan Lawson	10
2. Ethan Surowiec	7	2. Kyle Jones	1	2. Blake Cyr	4
3. Blake Cyr	6	Cash Strayer	1	3. Ethan Surowiec	3
4. Karson Bowen	5	Ethan Surowiec	1	Cash Strayer	3
5. 2 tied at.....	4	Jacob Kendall	1	5. 4 tied at..	2
Total bases		Walks		Hit by pitch	
1. Brendan Lawson	65	1. Brendan Lawson	30	1. Brendan Lawson	8
Kyle Jones	50	2. Ethan Surowiec	19	2. Blake Cyr	5
3. Ethan Surowiec	45	3. Karson Bowen	13	3. Cade Kurland	4
4. Blake Cyr	44	Kyle Jones	13	4. Cash Strayer	3
5. Cash Strayer	36	5. 3 tied at...	9	5. 3 tied at...	2
Sac bunts		Sac flies		Stolen bases	
1. 6 tied at..	1	1. Cash Strayer	5	1. Kyle Jones	11
		2. Karson Bowen	3	2. Brendan Lawson	8
		Kyle Jones	3	3. Kolt Myers	6
		Blake Cyr	3	4. Blake Cyr	4
		5. 5 tied at.....	1	5. 3 tied at..	1
Caught stealing		Steal attempts		Stolen base pct	
1. Kyle Jones	1	1. Kyle Jones	12	1. Blake Cyr	1.000
Brendan Lawson	1	2. Brendan Lawson	9	2. Kyle Jones	.917
Sam Miller	1	3. Kolt Myers	6	3. Brendan Lawson	.889
Cade Kurland	1	4. Blake Cyr	4	4. Ethan Surowiec	.500
Ethan Surowiec	1	5. Ethan Surowiec	2		
Strikeouts		Grounded into DP		Total plate appearances	
1. Ethan Surowiec	33	1. Karson Bowen	2	1. Kyle Jones	119
2. Cash Strayer	23	Brendan Lawson	2	2. Ethan Surowiec	116
3. Brendan Lawson	17	3. 6 tied at..	1	3. Brendan Lawson	111
4. Kolt Myers	16			4. Cash Strayer	102
5. Kyle Jones	15			5. Blake Cyr	96
At bats		Games played		Game starts	
1. Kyle Jones	100	1. Kyle Jones	26	1. Ethan Surowiec	26
2. Ethan Surowiec	95	Ethan Surowiec	26	2. Brendan Lawson	25
3. Cash Strayer	84	Cash Strayer	25	Kyle Jones	25
4. Blake Cyr	79	Brendan Lawson	25	4. Cash Strayer	24
5. Karson Bowen	74	5. Blake Cyr	22	5. Blake Cyr	22
Games as sub					
1. Caden McDonald	12				
Ernesto LugoCanchola	12				
3. Jackson Barberi	11				
4. Joshua Whritenour	9				
5. 4 tied at.....	6				

	'26 SEASON		CAREER		ACTIVE (only noted if last app is scoreless)				
	APP	IP	APP	IP	APP	IP	H	K	BB
Barberi	4	9.0	4	9.0	1	3.0	1	6	2
Barlow	1	1.2	3	3.1					
Biemiller	1	0.0	3	4.1	4	4.1	3	4	4
Blair	2	3.0	2	3.0					
Hoyt	3	3.2	3	3.2	3	3.2	0	4	2
Jenkins			1	2.2					
King	2	12.0	4	13.1					
Lugo-Canchola	2	5.2	2	5.2					
McDonald	2	5.0	4	5.1	1	1.2	1	1	1
McNeillie	1	3.0	6	10.2	1	3.0	2	6	1
Peterson	1	6.0	2	10.0					
Reeth	1	3.2	1	3.2					
Rodriguez	1	1.0	7	7.1					
Rowland			4	7.2	1	0.1	0	0	1
Sandford	1	3.0	1	3.0					
Sandfer	5	7.1	5	7.1	1	3.0	1	4	0
Walls	1	2.0	1	2.0					
Whritenour	8	11.1	8	11.1					

APP = consecutive appearances without allowing a run
IP = consecutive innings pitched without allowing a run

GAME-WINNING RBI

DATE	OPPONENT	PLAYER	GW RBI (INN.)
2/14	UAB-1	Kurland	Two-Run Home Run (1st)
2/14	UAB-2	Lawson	Two-Run Home Run (1st)
2/17	Stetson	Lawson	RBI Single (2nd)
2/20	Kennesaw State	Surowiec	Two-Run Home Run (1st)
2/21	Kennesaw State	Lawson	RBI Triple (1st)
2/22	Kennesaw State	Jones	RBI Single (6th)
2/24	FIU	Jones	2 RBI Triple (4th)
2/25	FIU	Myers	RBI Double (4th)
2/27	No. 17 Miami	Kendall	Solo Home Run (8th)
3/3	FAU	Bowen	RBI Single (1st)
3/8	High Point	Schwarz	RBI Walk (9th)
3/10	No. 20 Florida State	Strayer	Two-Run Single (3rd)
3/13	South Carolina	Strayer	SF to cf (10th)
3/15	South Carolina	Jones	SF to lf (2nd)
3/17	Stetson	Yost	RBI Double (4th)
3/24	No. 10 Florida State	Strayer	RBI Sacrifice Bunt (2nd)

2026 LAST AT BAT WINS (**WALKOFF)

DATE	OPPONENT	SCORE (INN.)	GW PLAY
3/8	High Point**	21-11 (9th)	Schwarz RBI Walk
3/13	South Carolina**	1-0 (10th)	Strayer Sacrifice Fly

2026 COME-FROM-BEHIND WINS (8)

DATE	OPPONENT	DEFICIT(S)	FINAL SCORE
2/17	Stetson	2-1	12-2
2/22	Kennesaw State	3-0, 5-4	12-9
2/24	FIU	2-0, 4-2	17-11
2/25	FIU	1-0	11-4
2/28	No. 17 Miami	3-0	8-4
3/4	FAMU	2-0, 5-4	7-5
3/8	High Point	4-0, 11-6	12-11
3/10	No. 20 Florida State	2-0	6-3

2025 COME-FROM-BEHIND WINS (16)

DATE	OPPONENT	DEFICIT(S)	FINAL SCORE
2/15	Air Force (Gm 1)	3-2	10-4
2/18	at Jacksonville	2-0	10-4
2/23	Dayton	1-0	12-2
2/25	Stetson	1-0	7-6
2/28	Miami	1-0, 2-1	6-2
3/8	Harvard (Gm 2)	2-0	22-6
3/28	at Ole Miss (Gm 2)	4-2, 7-5	11-8
4/12	Missouri (Gm 2)	1-0	3-2
4/15	Stetson	4-1	14-4
4/18	at Mississippi State	1-0, 3-1	13-3
4/20	at Mississippi State	2-1, 6-3	11-8
4/25	Arkansas	2-0	6-4
4/27	Arkansas	5-1	9-5
5/2	at South Carolina	3-0	9-5
5/15	Alabama	5-0	7-6
5/20	vs South Carolina	1-0	11-3

INNINGS WITH 5+ RUNS

DATE	OPPONENT	INNING	RUNS	BATTERS
2/14	(Gm 1) UAB	1	9	14
2/18	Stetson	2	6	10
2/24	FIU	4	7	11
2/24	FIU	5	7	12
2/27	No. 17 Miami	8	5	9
3/10	No. 20 Florida State	3	5	11
3/15	South Carolina	4	8	
3/17	Stetson	4	6	10

TOTAL: 8

OPPONENT INNINGS WITH 5+ RUNS

DATE	OPPONENT	INNING	RUNS	BATTERS
3/7	High Point	3	5	9
3/8	High Point	4	6	10
3/22	Alabama	6	7	11
3/22	Alabama	7	5	9

TOTAL: 4



2026 GAMES SUMMARY

SERIES HISTORY VS. ARKANSAS



OVERALL Arkansas leads, 39-38
GAINESVILLE Florida leads, 22-14
AWAY Arkansas leads, 18-12
NEUTRAL Arkansas leads, 7-4

Last Shutout, Florida: 10-0 (5/22/15)
 Last Shutout, Arkansas: 7-0 (4/26/25)
 Most Runs, Florida: 17 (17-2 win, 3/24/18)
 Win Margin, Florida: 15 (17-2 win, 3/24/18)
 Most Runs, Arkansas: 16 (16-0 win, 5/27/17)
 Margin, Arkansas: 16 (16-0 win, 5/27/17)
 Longest Win Streak, UF: 7 (3/24/00-3/19/04)
 Longest Win Streak, UA: 7 (4/13/08-4/23/10)
 Current Streak: Florida, won 1

SERIES UNDER O'SULLIVAN (20-25)

YEAR	DATE	RESULT	SCORE	SITE
2008	4/11	L	2-1	Gainesville
2008	4/12	W	6-1	Gainesville
2008	4/13	L	10-4	Gainesville
2009	3/13	L	11-4	Fayetteville, Ark.
2009	3/14	L	8-4	Fayetteville, Ark.
2009	3/15	L	4-2	Fayetteville, Ark.
2009	5/20	L	8-5	Hoover, Ala.
2009	5/22	L	10-7	Hoover, Ala.
2010	4/23	L	8-3	Gainesville
2010	4/24	W	8-2	Gainesville
2010	4/25	W	2-1	Gainesville
2010	5/27	W	5-4	Hoover, Ala.
2011	5/5	L	4-3	Fayetteville, Ark.
2011	5/6	L	5-3	Fayetteville, Ark.
2011	5/7	W	5-3	Fayetteville, Ark.
2012	4/27	W	3-2	Gainesville
2012	4/28	L	5-1	Gainesville
2012	4/29	L	3-1	Gainesville
2014	3/14	W	2-1	Gainesville
2014	3/15	W	1-0	Gainesville
2014	3/16	L	9-3	Gainesville
2015	5/20	L	7-6	Hoover, Ala.
2015	5/22	W	10-0	Hoover, Ala.
2016	4/14	W	12-8	Fayetteville, Ark.
2016	4/15	W	9-2	Fayetteville, Ark.
2016	4/16	W	8-2	Fayetteville, Ark.
2017	5/27	L	16-0	Hoover, Ala.
2018	3/23	L	6-3	Gainesville
2018	3/24	W	17-2	Gainesville
2018	3/25	W	5-4	Gainesville
2018	5/25	L	8-2	Hoover, Ala.
2018	6/22	L	5-2	Omaha, Neb.
2021	5/20	L	6-1	Fayetteville, Ark.
2021	5/21	L	4-3	Fayetteville, Ark.
2021	5/22	L	9-3	Fayetteville, Ark.
2023	4/7	L	8-1	Gainesville
2023	4/8	W	7-2	Gainesville
2023	4/9	W	9-7	Gainesville
2023	5/27	W	7-5	Hoover, Ala.
2024	4/26	L	2-1	Fayetteville, Ark.
2024	4/27	L	6-5	Fayetteville, Ark.
2024	4/28	W	9-5	Fayetteville, Ark.
2025	4/25	W	6-4	Gainesville
2025	4/26	L	7-0	Gainesville
2025	4/27	W	9-5	Gainesville

Score by innings	1	2	3	4	5	6	7	8	9	EX	Total
Florida	30	35	20	30	21	13	28	9	9	1	196
Opponents	19	8	14	14	11	17	11	7	9	2	112

Record when ...	Overall	Conference	Non-Conference	Home games	Away games	Neutral site	Day games	Night games	vs Left starter	vs Right starter	1-Run games	2-Run games	5+Run games	Extra innings	Shutouts		
Overall	20-6	3-3	17-3	16-3	3-3	1-0	5-3	15-3	3-1	17-5	2-0	1-1	12-3	1-1	6-1		
After 6 leading	15-0 trailing tied	After 7 leading trailing tied	After 8 leading trailing tied	Hit 0 home runs	... 1 home run	... 2+ home runs	Opponent 0 home runs 1 home run 2+ HRs		
Made 0 errors	10-2 1 error 2+ errors	Opp. made 0 errors 1 error 2+ errors	Out-hit opponent	Out-hit by opponent	Hits are tied	Scoring 0-2 runs 3-5 runs 6-9 runs 10+ runs	Opponent 0-2 runs 3-5 runs 6-9 runs 10+ runs

Record when team scores:

Runs	0	1	2	3	4	5	6	7	8	9	10+
W-L	0-1	1-0	0-2	1-0	1-1	1-0	2-0	2-2	1-0	2-0	9-0

Record when opponent scores:

Runs	0	1	2	3	4	5	6	7	8	9	10+
W-L	6-0	2-0	2-0	4-0	2-0	1-0	0-2	0-1	0-1	1-1	2-1

Record when leading after:

Inn.	1	2	3	4	5	6	7	8
W-L	6-1	13-1	14-2	18-2	15-2	15-0	13-1	14-0

Record when trailing after:

Inn.	1	2	3	4	5	6	7	8
W-L	6-1	3-1	0-4	1-4	2-4	2-5	1-5	1-5

Record when tied after:

Inn.	1	2	3	4	5	6	7	8
W-L	8-4	4-4	6-0	1-0	3-0	3-1	2-0	1-1

Current winning streak: 1
 Longest winning streak: 13
 Longest losing streak: 3

Home attendance : 117697 (19 dates avg = 6194)
 Away attendance : 28451 (7 dates avg = 4064)
 Total attendance: 146148 (26 dates avg = 5621)



SERIES SPLITS (2026)

HITTING																
OPPONENT	W-L	AVG.	AB	R	H	2B	3B	HR	RBI	SLG%	BB	SO	OB%	SB-A	E	FLD%
UAB	2-1	.350	100	24	35	13	0	5	22	.630	6	18	.402	1-2	4	.964
Kennesaw State	3-0	.368	95	32	35	7	1	3	29	.558	17	22	.475	1-3	3	.968
at Miami	2-0	.227	66	15	15	3	0	3	13	.409	8	24	.321	0-0	2	.971
High Point	1-2	.238	101	16	24	4	2	7	16	.525	13	17	.328	0-1	5	.953
South Carolina	3-0	.224	85	17	19	7	0	2	16	.376	19	17	.372	8-8	7	.929
at Alabama	0-3	.138	94	11	13	2	0	2	10	.223	13	29	.252	3-3	4	.960
at Arkansas																
Ole Miss																
at Georgia																
Auburn																
Texas A&M																
at Oklahoma																
Kentucky																
at LSU																
SEC Tournament																

PITCHING															
OPPONENT	W-L-S	ERA	IP	H	R	ER	BB	SO	2B	3B	HR	B/AVG.	WP	HBP	
UAB	2-1-0	2.77	26.0	14	10	8	9	22	2	0	0	.156	1	2	
Kennesaw State	3-0-0	3.60	25.0	20	12	10	9	30	3	1	0	.217	3	1	
at Miami	2-0-0	1.50	18.0	14	6	3	5	23	2	0	1	.209	1	2	
High Point	1-2-0	4.33	27.0	34	24	13	12	40	7	1	1	.298	5	3	
South Carolina	3-0-1	1.04	26.0	11	3	3	7	34	4	0	1	.116	0	1	
at Alabama	0-3-0	10.5	24.0	28	28	28	21	22	7	0	4	.298	4	5	
at Arkansas															
Ole Miss															
at Georgia															
Auburn															
Texas A&M															
at Oklahoma															
Kentucky															
at LSU															
SEC Tournament															



2026 SEASON STATS

Record: 20-6 Home: 16-3 Away: 3-3 Neutral: 1-0 SEC: 3-3

Player	avg	gp-gs	ab	r	h	2b	3b	hr	rbi	tb	slg%	bb	hp	so	gdp	ob%	sf	sh	sb-att	po	a	e	fld%	
Brendan Lawson	.370	25-25	73	30	27	4	2	10	29	65	.890	30	8	17	2	.586	0	0	8-9	20	37	6	.905	
Blake Cyr	.329	22-22	79	20	26	6	0	4	22	44	.557	9	5	13	1	.417	3	0	4-4	39	0	0	1.000	
Kyle Jones	.320	26-25	100	30	32	10	1	2	20	50	.500	13	2	15	0	.398	3	1	11-12	45	0	0	1.000	
Ethan Surowiec	.316	26-26	95	21	30	7	1	3	25	48	.505	19	1	33	1	.435	0	1	1-2	115	18	3	.978	
Cash Strayer	.262	25-24	84	17	22	3	1	3	21	36	.429	9	3	23	0	.337	5	1	0-0	37	0	1	.974	
Karson Bowen	.257	21-21	74	18	19	5	0	2	12	30	.405	13	2	13	2	.370	3	0	0-0	208	10	2	.991	

Caden McDonald	.286	6-1	7	0	2	0	0	0	1	2	.286	2	0	4	0	.444	0	0	0-0	0	2	0	1.000	
Landon Stripling	.273	11-9	33	7	9	2	0	1	4	14	.424	2	1	6	1	.324	1	0	0-0	48	3	2	.962	
Cole Stanford	.268	13-12	41	12	11	2	0	2	7	19	.463	9	2	4	0	.423	0	0	1-1	92	10	4	.962	
Sam Miller	.250	16-11	36	5	9	1	0	1	9	13	.361	4	1	12	1	.341	0	1	0-1	6	14	2	.909	
Cade Kurland	.244	13-12	45	11	11	2	0	1	7	16	.356	4	4	10	0	.352	1	0	0-1	14	31	1	.978	
Kolt Myers	.209	17-11	43	8	9	3	0	0	1	12	.279	4	1	16	1	.292	0	1	6-6	14	19	3	.917	
Colton Schwarz	.205	16-12	44	3	9	4	0	0	7	13	.295	6	0	10	1	.294	1	0	0-0	11	24	1	.972	
Jacob Kendall	.188	18-13	48	10	9	1	1	2	10	18	.375	4	1	9	0	.259	1	0	0-0	6	0	0	1.000	
Hayden Yost	.167	10-5	18	3	3	2	0	0	1	5	.278	2	1	5	0	.286	0	1	1-1	3	0	0	1.000	
Justin Nadeau	.111	6-3	9	1	1	0	0	1	2	4	.444	1	0	2	0	.182	1	0	0-0	9	9	1	.947	
Ashton Wilson	.000	4-2	3	0	0	0	0	0	1	0	.000	0	1	2	0	.250	0	0	0-0	1	0	0	1.000	
AJ Malzone	.000	1-0	1	0	0	0	0	0	0	0	.000	0	0	1	0	.000	0	0	0-0	0	0	0	.000	
Totals	.275	26	833	196	229	52	6	32	179	389	.467	131	33	195	10	.387	19	6	32-37	675	198	29	.968	
Opponents	.226	26	847	112	191	37	3	10	102	264	.312	91	22	284	17	.315	5	8	30-37	636	192	31	.964	

LOB - Team (190), Opp (187). DPs turned - Team (19), Opp (11). CI - Team (1), Stanford 1. IBB - Team (9), Lawson 7, H. Yost 1, Bowen 1, Opp (1). Picked off - Kurland 1, Cyr 1.

(All games Sorted by Earned run avg)

Player	era	w-l	app	gs	cg	sho	sv	ip	h	r	er	bb	so	2b	3b	hr	b/avg	wp	hp	bks	sfa	sha		
Aidan King	1.27	3-2	6	6	0	0/3	0	28.1	22	12	4	7	30	4	0	1	.210	1	3	0	0	2		
Liam Peterson	4.15	1-1	6	6	0	0/1	0	30.1	21	15	14	16	48	4	0	0	.196	1	0	0	1	2		

McCall Biemiller	0.00	0-0	1	0	0	0/0	0	0.0	0	0	0	1	0	0	0	0	.000	0	1	0	0	0		
Ernesto LugoCanchola	2.12	0-0	12	0	0	0/2	0	17.0	13	5	4	4	25	2	0	2	.203	4	0	0	0	1		
Jackson Barberi	2.53	2-2	11	0	0	0/4	2	21.1	12	7	6	11	30	2	0	1	.154	2	0	0	0	0		
Ricky Reeth	3.00	2-0	5	0	0	0/0	0	12.0	12	4	4	1	14	4	0	0	.267	1	3	0	2	0		
Schuyler Sandford	3.00	1-0	7	1	0	0/3	0	12.0	7	5	4	7	16	2	0	2	.171	1	1	0	0	0		
Joshua Whritenour	3.09	2-0	9	0	0	0/1	2	11.2	6	4	4	8	19	0	0	1	.150	2	2	0	0	0		
Luke McNeillie	3.18	2-0	8	3	0	0/1	0	17.0	16	8	6	8	21	4	1	0	.235	1	2	0	0	0		
Caden McDonald	3.63	2-0	7	0	0	0/0	1	17.1	15	7	7	3	16	3	0	0	.242	1	1	0	1	1		
Russell Sandefer	3.97	1-1	8	2	0	0/2	0	11.1	9	5	5	7	17	0	0	0	.225	1	0	0	0	2		
Cooper Walls	4.37	3-0	6	6	0	0/1	0	22.2	25	13	11	7	20	5	2	1	.278	2	1	0	1	0		
Eli Blair	6.35	0-0	5	0	0	0/0	0	5.2	8	4	4	2	7	2	0	0	.333	1	3	0	0	0		
Billy Barlow	7.15	1-0	7	2	0	0/0	0	11.1	16	13	9	4	14	4	0	0	.308	0	1	0	0	0		
Jackson Hoyt	12.00	0-0	6	0	0	0/0	0	6.0	6	8	8	5	6	1	0	1	.250	0	3	0	0	0		
Christian Rodriguez	18.00	0-0	2	0	0	0/0	0	1.0	3	2	2	0	1	0	0	1	.500	0	1	0	0	0		
Totals	3.68	20-6	26	26	0	6/6	5	225.0	191	112	92	91	284	37	3	10	.226	18	22	0	5	8		
Opponents	6.96	6-20	26	26	1	1/0	0	212.0	229	196	164	131	195	52	6	32	.275	21	33	2	19	6		

PB - Team (2), Bowen 1, Stanford 1, Opp (3). Pickoffs - Team (4), Bowen 2, Peterson 1, Sandefer 1, Opp (2). SBA/ATT - Bowen (24-28), Stanford (6-9), King (6-7), Peterson (5-7), Barberi (5-5), Blair (4-4), Walls (1-3), McDonald (2-2), Sandefer (1-2), Reeth (2-2), Barlow (2-2), LugoCanchola (2-2), Sandford (0-1).



SERIES SPLITS (2025)

HITTING																
OPPONENT	W-L	AVG.	AB	R	H	2B	3B	HR	RBI	SLG%	BB	SO	OB%	SB-A	E	FLD%
Air Force	3-0	.385	96	28	37	9	0	6	25	.667	14	16	.487	14-15	2	.978
Dayton	3-0	.344	93	36	32	11	0	4	33	.591	55	14	.484	9-10	1	.989
Miami	2-1	.296	98	19	29	3	0	6	19	.50	11	29	.398	3-3	2	.982
Harvard	3-0	.420	88	41	37	11	2	4	38	.727	17	10	.540	1-1	0	1.000
Tennessee	0-3	.216	88	7	19	1	0	1	6	.261	6	28	.296	4-8	3	.969
Georgia	0-3	.204	93	13	19	1	1	5	13	.398	11	24	.306	1-1	1	.989
Ole Miss	1-2	.299	107	25	32	7	0	6	23	.533	11	37	.392	3-4	1	.990
Vanderbilt	0-3	.248	105	5	26	2	0	2	5	.324	12	27	.325	2-2	2	.981
Missouri	3-0	.305	82	19	25	6	1	3	18	.512	20	15	.462	5-8	2	.978
Mississippi State	2-1	.350	117	32	41	10	1	7	29	.632	15	33	.430	6-8	1	.990
Arkansas	2-1	.247	97	15	24	7	0	2	13	.381	12	25	.336	3-3	4	.963
South Carolina	3-0	.337	104	39	35	6	0	9	39	.654	21	26	.457	10-11	4	.962
Texas	2-1	.222	99	14	22	7	0	1	13	.323	9	35	.342	3-5	1	.989
Alabama	2-1	.301	103	22	31	5	0	4	19	.466	11	26	.402	5-5	9	.914
SEC Tournament	1-1	.250	68	12	17	5	0	3	11	.456	7	21	.338	2-3	2	.974
NCAA Regionals	1-2	.283	113	27	32	5	0	6	25	.487	16	29	.379	1-3	5	.952

PITCHING																
OPPONENT	W-L-S	ERA	IP	H	R	ER	BB	SO	2B	3B	HR	B/AVG.	WP	HBP		
Air Force	3-0-1	1.44	25.0	12	5	4	3	47	2	1	1	.141	0	3		
Dayton	3-0-0	1.57	23.0	17	4	4	6	34	2	1	1	.207	1	3		
Miami	2-1-1	5.67	27.0	25	18	17	12	31	2	0	1	.240	1	5		
Harvard	3-0-0	2.57	21.0	15	6	6	6	34	1	1	1	.200	2	2		
Tennessee	0-3-0	8.87	22.1	24	22	22	15	24	7	1	3	.279	3	2		
Georgia	0-3-0	14.40	25.0	38	40	40	18	30	9	0	13	.342	1	5		
Ole Miss	1-2-1	8.77	25.2	33	25	25	24	27	10	0	4	.327	5	2		
Vanderbilt	0-3-0	6.67	27.0	29	20	20	18	29	2	1	4	.287	3	4		
Missouri	3-0-1	1.57	23.0	14	4	4	11	31	3	0	2	.175	1	1		
Mississippi State	2-1-1	8.64	25.0	37	25	24	7	34	2	0	8	.343	1	6		
Arkansas	2-1-2	3.67	27.0	20	16	11	13	31	4	0	4	.204	2	5		
South Carolina	3-0-2	2.52	25.0	26	8	7	13	28	4	0	2	.263	2	2		
Texas	2-1-0	2.42	26.0	18	8	7	15	37	3	1	2	.188	0	2		
Alabama	2-1-1	3.67	27.0	18	18	11	12	36	5	0	3	.176	2	2		
SEC Tournament	1-1-0	2.12	17.0	18	6	4	4	17	4	0	0	.273	0	0		
NCAA Regionals	1-2-0	5.88	26.0	32	24	17	15	24	5	0	3	.294	4	5		



2025 SEASON STATS

Record: 39-22 Home: 26-10 Away: 11-8 Neutral: 2-4 SEC: 15-15

Player	avg	gp-gs	ab	r	h	2b	3b	hr	rbi	tb	slg%	bb	hp	so	gdp	ob%	sf	sh	sb-att	po	a	e	fld%	
Colby Shelton	.377	45-45	175	40	66	19	0	7	35	106	.606	21	6	24	3	.458	1	0	6-9	48	74	2	.984	
Bobby Boser	.336	61-61	238	72	80	12	0	18	67	146	.613	28	16	72	3	.437	2	3	19-24	53	97	7	.955	
Brendan Lawson	.317	60-60	224	48	71	14	1	10	61	117	.522	33	9	56	6	.417	5	0	8-8	252	37	12	.960	
Brody Donay	.303	57-53	198	45	60	11	2	18	41	129	.652	28	11	60	1	.418	0	1	8-9	217	12	8	.966	
Luke Heyman	.301	49-49	173	37	52	7	1	13	44	100	.578	22	7	38	3	.397	2	0	0-1	465	34	1	.998	
Justin Nadeau	.283	51-50	159	38	45	11	0	3	22	65	.409	29	9	47	1	.421	0	2	7-10	62	64	5	.962	
Landon Stripling	.264	43-33	125	34	33	7	0	2	20	46	.368	21	8	21	3	.397	2	0	1-1	104	26	5	.963	
Ty Evans	.263	41-36	133	25	35	11	1	4	30	60	.451	9	3	47	2	.322	1	0	2-2	27	1	2	.933	
Hayden Yost	.259	60-55	189	39	49	13	0	4	38	74	.392	32	8	41	3	.380	5	3	14-16	135	2	0	1.000	
Blake Cyr	.254	59-57	205	45	52	9	0	9	34	88	.429	26	8	52	5	.358	1	2	8-11	88	4	4	.958	

Cade Kurland	.316	14-13	38	9	12	2	0	3	15	23	.605	10	3	10	0	.490	0	0	1-1	6	26	1	.970	
Kyle Jones	.313	4-4	16	3	5	1	0	0	2	6	.375	1	0	0	0	.353	0	0	0-0	6	0	0	1.000	
Blake Brookins	.300	4-2	10	2	3	2	0	0	0	5	.500	0	1	5	0	.364	0	0	1-1	2	0	0	1.000	
Ashton Wilson	.222	40-31	117	28	26	6	0	3	19	41	.350	21	6	29	6	.368	0	1	13-15	42	1	2	.956	
Caden McDonald	.000	1-0	1	0	0	0	0	0	1	0	.000	0	0	0	0	.000	0	0	0-0	0	0	0	.000	
Totals	.294	61	2001	465	589	125	5	94	429	1006	.503	281	95	502	36	.403	19	12	88-108	1524	421	52	.974	
Opponents	.248	61	1943	313	482	78	10	64	289	772	.397	251	60	645	29	.348	25	10	49-63	1483	503	60	.971	

LOB - Team (460), Opp (452). DPs turned - Team (40), Opp (43). IBB - Team (7), Shelton 3, Lawson 1, Donay 1, Stripling 1, Heyman 1, Opp (9). Picked off - Shelton 2, H. Yost 1, Donay 1, Wilson 1, Boser 1, Evans 1, Cyr 1.

(All games Sorted by Earned run avg)

Player	era	w-l	app	gs	cg	sho	sv	ip	h	r	er	bb	so	2b	3b	hr	b/avg	wp	hp	bk	sfa	sha		
Aidan King	2.58	7-2	17	12	0	0/2	0	73.1	58	28	21	23	79	10	0	3	.213	3	4	1	2	3		
Liam Peterson	4.28	8-4	16	15	0	0/2	0	69.1	67	38	33	32	96	14	1	9	.250	8	3	0	1	1		

Frank Menendez	1.29	1-0	5	0	0	0/0	0	7.0	5	2	1	3	12	0	0	0	.185	1	0	0	1	0		
Pierce Coppola	2.53	3-1	7	7	0	0/1	0	21.1	12	7	6	9	43	1	2	1	.158	1	4	0	2	1		
Blaine Rowland	3.21	1-0	8	0	0	0/0	0	14.0	14	6	5	4	10	5	0	0	.259	0	2	0	0	0		
Jake Clemente	3.46	2-1	21	5	0	0/1	7	54.2	36	23	21	25	77	2	1	3	.181	1	9	0	1	1		
Jackson Barberi	4.45	2-1	20	5	0	0/2	0	32.1	37	19	16	19	41	8	0	6	.291	2	4	0	2	0		
Luke McNeillie	4.82	5-2	28	2	0	0/0	1	52.1	44	32	28	24	72	3	3	7	.230	5	8	2	6	2		
Caden McDonald	5.14	4-0	20	0	0	0/2	0	28.0	30	16	16	14	29	5	0	6	.280	1	3	0	4	0		
Christian Rodriguez	5.32	1-0	22	0	0	0/1	1	23.2	24	16	14	11	31	2	0	5	.261	1	4	0	1	0		
McCall Biemiller	5.93	1-0	11	1	0	0/0	0	13.2	11	9	9	17	18	2	0	3	.224	3	0	0	0	0		
Billy Barlow	6.26	1-4	22	7	0	0/0	1	46.0	55	38	32	23	46	9	1	7	.296	3	7	2	1	0		
Carson Montsdeoca	7.27	0-0	8	0	0	0/0	0	8.2	11	8	7	1	6	4	0	2	.306	1	2	0	2	0		
Alex Philpott	7.30	3-4	22	3	0	0/0	2	37.0	41	32	30	18	44	8	0	7	.281	2	7	0	1	1		
Matthew Jenkins	9.64	0-2	9	4	0	0/0	0	14.0	15	16	15	11	24	1	2	2	.268	1	2	0	0	0		
Felix Ong	10.80	0-0	3	0	0	0/0	0	3.1	3	4	4	7	6	0	0	0	.250	0	1	0	1	0		
Niko Janssens	12.96	0-1	9	0	0	0/1	0	8.1	11	12	12	8	10	1	0	2	.324	1	0	0	0	1		
Jacob Gomberg	63.00	0-0	3	0	0	0/0	0	1.0	8	7	7	2	1	3	0	1	.727	0	0	0	0	0		
Totals	4.89	39-22	61	61	0	5/5	12	508.0	482	313	276	251	645	78	10	64	.248	34	60	5	25	10		
Opponents	7.56	22-39	61	61	1	3/2	11	494.1	589	465	415	281	502	125	5	94	.294	49	95	5	19	12		

PB - Team (6), Heyman 3, Donay 3, Opp (9). Pickoffs - Team (6), Heyman 1, Donay 1, Rowland 1, Barberi 1, King 1, Jenkins 1, Opp (8). SBA/ATT - Heyman (34-45), Donay (15-18), Barberi (4-7), McNeillie (5-7), Peterson (6-7), Philpott (4-6), Rodriguez (5-6), Barlow (3-6), McDonald (5-6), King (4-5), Clemente (5-5), Jenkins (2-2), Ong (2-2), Menendez (1-1), Montsdeoca (1-1), Rowland (1-1), Coppola (1-1).



PLAYER PROFILES: PITCHERS

#22 JACKSON BARBERI | SO | RHP | 6-4 | 205

CAREER HIGHS

Innings Pitched - Starter: 3.0, 2 times, last vs. No. 9 Florida State (4/8/25)
 Innings Pitched - Reliever: 3.1, 2 times, last at No. 17 Miami (2/27/26)
 Strikeouts: 6, vs. No. 10 Florida State (3/24/26)
 Walks: 3, 2 times, last vs. North Florida (4/1/25)

Year	era	w-l	app	qs	cq	sho	sv	ip	h	r	er	bb	so
2025	4.45	2-1	20	5	0	0/2	0	32.1	37	19	16	19	41
2026	2.53	2-2	11	0	0	0/4	2	21.1	12	7	6	11	30
TOTAL	3.69	4-3	31	5	0	0/6	2	53.2	49	26	22	30	71

2026

DATE	OPPONENT	IP	H	R-ER	BB	SO	NP	RESULT
2/13/26	UAB	2.1	0	2-1	2	4	51	L, 0-1
2/18/26	Stetson	1.1	1	0-0	0	2	13	ND
2/22/26	Kennesaw State	2.1	2	0-0	1	3	48	W, 1-1
2/27/26	at No. 17 Miami	3.1	2	0-0	1	3	55	W, 2-1
3/3/26	Florida Atlantic	2.0	0	0-0	1	2	31	ND
3/6/26	High Point	0.2	3	3-3	1	1	28	L, 2-2
3/10/26	No. 20 Florida State	1.2	0	0-0	1	5	30	ND
3/13/26	South Carolina	1.1	0	0-0	0	2	21	ND
3/14/26	South Carolina	1.2	0	0-0	0	1	14	S, 1
3/21/26	at Alabama	1.2	3	2-2	2	1	49	ND
3/24/26	No. 10 Florida State	3.0	1	0-0	2	6	56	SV, 2
Totals:	2.53 ERA	21.1	12	7-6	11	30	396	2-2-2

2025

DATE	OPPONENT	IP	H	R-ER	BB	SO	NP	RESULT
2/14/25	Air Force	1.0	0	0-0	0	2	15	ND
2/21/25	Dayton	1.0	2	0-0	0	1	19	ND
2/27/25	North Florida*	2.1	1	0-0	3	3	51	ND
3/2/25	Miami	1.0	1	0-0	0	0	13	ND
3/8/25	Harvard - Gm 2	1.0	0	0-0	0	3	12	ND
3/11/25	at No. 5 Florida State	3.0	1	1-1	1	3	39	W, 1-0
3/15/25	at No. 2 Tennessee	0.1	3	5-5	2	1	32	ND
3/18/25	Jacksonville*	3.0	2	1-1	0	3	44	ND
3/23/25	No. 4 Georgia	2.2	2	2-2	2	4	56	ND
3/28/25	at No. 15 Ole Miss - Gm 1	0.2	1	1-1	2	0	15	L, 1-1
4/1/25	North Florida*	1.2	2	1-1	3	3	40	ND
4/4/25	No. 23 Vanderbilt	1.2	2	0-0	0	4	28	ND
4/8/25	No. 9 Florida State*	3.0	5	1-1	0	4	58	ND
4/15/25	Stetson*	2.2	5	3-1	2	4	65	ND
4/20/25	at Mississippi State	2.1	3	2-1	1	0	38	ND
4/22/25	Georgia Southern	1.0	1	0-0	1	1	19	ND
4/26/25	No. 5 Arkansas	0.1	1	1-1	1	0	9	ND
5/4/25	at South Carolina	3.1	3	0-0	0	4	42	W, 2-1
5/9/25	at No. 1 Texas	0.1	1	0-0	1	1	14	ND
5/10/25	at No. 1 Texas	0.0	1	1-1	0	2	2	ND
Totals:	4.45 ERA	32.1	37	19-16	19	41	611	2-1-0

#23 BILLY BARLOW | RS SR | RHP | 6-2 | 230

CAREER HIGHS

Innings Pitched - Starter: 6.0, 2 times, last vs Boston College (5/21/22)
 Innings Pitched - Reliever: 4.0, 2 times, last at No. 1 Texas (5/9/25)
 Strikeouts: 9, vs. Manhattan (3/13/24)
 Walks: 4, at No. 2 Tennessee (3/16/25)

Year	era	w-l	app	qs	cq	sho	sv	ip	h	r	er	bb	so
2022	4.84	2-4	17	15	0	0/0	0	57.2	55	40	31	22	57
2023	8.10	0-1	3	1	0	0/0	0	3.1	6	3	3	0	3
2024	4.28	6-1	15	10	0	0/0	0	48.1	50	29	23	20	42
2025	6.26	1-4	22	7	0	0/0	1	46.0	55	38	32	23	46
2026	7.15	1-0	7	2	0	0/0	0	11.1	16	13	9	4	14
TOTAL	5.29	10-10	64	35	0	0/0	1	166.2	182	123	98	69	162

2026

DATE	OPPONENT	IP	H	R-ER	BB	SO	NP	RESULT
2/17/26	at Stetson*	4.0	5	2-2	0	5	62	W
2/22/26	Kennesaw State	1.0	2	3-2	1	0	24	ND
2/25/26	FIU*	2.0	3	1-1	2	3	45	ND
3/4/26	Florida A&M	2.0	3	3-3	1	3	33	ND
3/8/26	High Point	0.0	1	3-0	0	0	11	ND
3/17/26	Stetson	1.2	1	0-0	0	1	13	ND
3/21/26	at Alabama	0.2	1	1-1	0	2	13	ND
Totals:	7.15 ERA	11.1	16	13-9	4	14	201	1-0-0

2025

DATE	OPPONENT	IP	H	R-ER	BB	SO	NP	RESULT
2/18/25	at Jacksonville*	3.0	1	2-0	3	4	64	ND
2/25/25	at Stetson*	4.0	5	1-1	0	4	64	ND
3/2/25	Miami	2.0	5	4-3	0	1	39	ND
3/5/25	Florida Atlantic*	5.1	4	1-0	1	5	71	W, 1-0
3/11/25	at No. 5 Florida State*	3.0	3	0-0	0	2	40	ND
3/16/25	at No. 2 Tennessee	2.2	2	3-3	4	1	66	L, 1-1
3/22/25	No. 4 Georgia*	3.0	7	6-6	2	5	77	L, 1-2
3/27/25	at No. 15 Ole Miss	1.1	0	0-0	1	1	18	ND
3/28/25	at No. 15 Ole Miss - Gm 2	1.0	2	0-0	1	1	29	S, 1
4/1/25	North Florida	1.0	1	0-0	0	0	12	ND
4/5/25	No. 23 Vanderbilt	1.0	1	1-1	0	0	14	L, 1-3
4/5/25	No. 23 Vanderbilt	2.0	6	3-3	2	2	53	ND
4/10/25	Missouri	1.2	0	0-0	0	2	24	ND
4/18/25	at Mississippi State	1.0	1	0-0	0	2	18	ND
4/20/25	at Mississippi State	1.1	5	5-5	1	2	42	ND
4/27/25	No. 5 Arkansas*	1.1	2	4-4	1	0	36	ND
5/2/25	at South Carolina	1.2	1	0-0	0	3	26	ND
5/6/25	South Florida	1.1	0	0-0	0	1	14	ND
5/9/25	at No. 1 Texas	4.0	2	1-1	1	6	64	ND
5/16/25	Alabama	0.2	0	3-1	3	2	20	L, 1-4
5/20/25	vs South Carolina	3.2	4	1-1	3	2	78	ND
6/1/25	vs East Carolina	0.0	3	3-3	0	0	10	ND
Totals:	6.26 ERA	46.0	55	38-32	23	46	879	1-4-1



#33 MCCALL BIEMILLER | SO | LHP | 6-2 | 185

CAREER HIGHS

Innings Pitched - Starter: 2.0, vs. No. 4 Florida State (3/25/25)
Innings Pitched - Reliever: 2.0, 2 times, last at No. 15 Ole Miss - Gm 2 (3/28/25)
Strikeouts: 4, vs. No. 4 Georgia (3/22/25)
Walks: 3, at No. 15 Ole Miss - Gm 2 (3/28/25)

Year	era	w-l	app	qs	cq	sho	sv	ip	h	r	er	bb	so
2025	5.93	1-0	11	1	0	0/0	0	13.2	11	9	9	17	18
2026	0.00	0-0	1	0	0	0/0	0	0.0	0	0	0	1	0
TOTAL	5.93	1-0	12	1	0	0/0	0	13.2	11	9	9	18	18

2026

DATE	OPPONENT	IP	H	R-ER	BB	SO	NP	RESULT
3/20/26	at Alabama	0.0	0	0-0	1	0	14	ND
Totals:	0.00 ERA	0.0	0	0-0	1	0	14	0-0-0

2025

DATE	OPPONENT	IP	H	R-ER	BB	SO	NP	RESULT
2/26/25	North Florida	1.0	0	0-0	2	1	25	ND
3/8/25	Harvard - Gm 2	1.0	1	1-1	1	1	16	ND
3/19/25	Florida A&M	1.0	0	0-0	0	3	14	ND
3/22/25	No. 4 Georgia	2.0	2	3-3	2	4	44	ND
3/25/25	vs. No. 4 Florida State*	2.0	3	1-1	2	2	38	ND
3/28/25	at No. 15 Ole Miss - Gm 2	2.0	1	2-2	3	2	39	ND
4/1/25	North Florida	0.1	0	0-0	2	1	14	ND
4/6/25	No. 23 Vanderbilt	0.0	1	2-2	1	0	8	ND
4/8/25	No. 9 Florida State	1.0	0	0-0	1	1	14	W, 1-0
4/20/25	at Mississippi State	1.2	1	0-0	1	2	23	ND
4/22/25	Georgia Southern	1.2	2	0-0	2	1	38	ND
Totals:	5.93 ERA	13.2	11	9-9	17	18	273	1-0-0

#34 ELI BLAIR | FR | LHP | 6-8 | 225

CAREER HIGHS

Innings Pitched - Starter: N/A
Innings Pitched - Reliever: 2.0, vs FIU (2/24/26)
Strikeouts: 2, vs FIU (3/21/26)
Walks: 1, 2 times, last at Alabama (3/21/26)

Year	era	w-l	app	qs	cq	sho	sv	ip	h	r	er	bb	so
2026	6.35	0-0	5	0	0	0/0	0	5.2	8	4	4	2	7
TOTAL	6.35	0-0	5	0	0	0/0	0	5.2	8	4	4	2	7

2026

DATE	OPPONENT	IP	H	R-ER	BB	SO	NP	RESULT
2/24/26	FIU	2.0	3	0-0	0	2	25	ND
3/6/26	High Point	1.0	2	0-0	0	1	22	ND
3/8	High Point	0.2	2	3-3	0	1	16	ND
3/20/26	Alabama	1.1	0	0-0	1	0	27	ND
3/21/26	at Alabama	0.2	1	1-1	1	0	23	ND
Totals:	6.35 ERA	5.2	8	4-4	2	7	113	0-0-0

#35 JACKSON HOYT | FR | LHP | 6-3 | 210

CAREER HIGHS

Innings Pitched - Starter: N/A
Innings Pitched - Reliever: 1.1, 2 times, last vs. High Point (3/8/26)
Strikeouts: 2, vs. High High Point (3/6/26)
Walks: 1, 4 times, last vs. High Point (3/8/26)

Year	era	w-l	app	qs	cq	sho	sv	ip	h	r	er	bb	so
2026	12.00	0-0	6	0	0	0/0	0	6.0	6	8	8	5	6
TOTAL	12.00	0-0	6	0	0	0/0	0	6.0	6	8	8	5	6

2026

DATE	OPPONENT	IP	H	R-ER	BB	SO	NP	RESULT
2/18/26	Stetson	1.1	3	2-2	1	0	28	ND
2/24/26	FIU	0.0	2	4-4	1	0	13	ND
3/6/26	High Point	1.0	1	2-2	1	2	18	ND
3/8/26	High Point	1.1	0	0-0	1	1	22	ND
3/17/26	Stetson	1.1	0	0-0	1	3	27	ND
3/22/26	at Albama	1.0	0	0-0	0	0	14	ND
Totals:	12.00 ERA	6.0	6	8-8	5	6	122	0-0-0

#37 MATTHEW JENKINS | JR | RHP | 6-6 | 195

CAREER HIGHS

Innings Pitched - Starter: 3.1, at UCF (3/4/25)
Innings Pitched - Reliever: 1.1, vs. North Florida (2/26/25)
Strikeouts: 7, vs. South Florida (5/6/25)
Walks: 3, vs. Florida A&M (3/19/25)

Year	era	w-l	app	qs	cq	sho	sv	ip	h	r	er	bb	so
2025	9.64	0-2	9	4	0	0/0	0	14.0	15	16	15	11	24
TOTAL	9.64	0-2	9	4	0	0/0	0	14.0	15	16	15	11	24

2025

DATE	OPPONENT	IP	H	R-ER	BB	SO	NP	RESULT
2/15/25	Air Force	1.0	0	0-0	0	2	13	ND
2/22/25	Dayton	1.0	2	1-1	0	1	18	ND
2/26/25	North Florida	1.1	1	3-3	2	2	47	ND
3/4/25	at UCF*	3.1	2	3-2	1	4	61	L, 0-1
3/8/25	Harvard - Gm 2*	3.0	4	2-2	2	4	54	ND
3/15/25	at No. 2 Tennessee	0.0	1	1-1	0	0	6	ND
3/19/25	Florida A&M*	1.1	4	4-4	3	3	45	ND
5/6/25	South Florida*	2.2	0	0-0	2	7	45	ND
5/10/25	at No. 1 Texas	0.1	1	2-2	1	1	12	L, 0-2
Totals:	9.64 ERA	14.0	15	16-15	11	24	301	0-2-0

#47 AIDAN KING | SO | RHP | 6-2 | 205

CAREER HIGHS

Innings Pitched - Starter: 8.0, vs. Fairfield (5/31/25)
Innings Pitched - Reliever: 3.1, vs Miami (3/1/25)
Strikeouts: 9, 2 times, last vs South Carolina (3/21/26)
Walks: 4, at No. 15 Ole Miss (3/27/25)

Year	era	w-l	app	qs	cq	sho	sv	ip	h	r	er	bb	so
2025	2.58	7-2	17	12	0	0/2	0	73.1	58	28	21	23	79
2026	1.27	3-2	6	6	0	0/3	0	28.1	22	12	4	7	30
TOTAL	2.21	10-4	23	18	0	0/5	0	101.2	80	40	25	30	109

2026

DATE	OPPONENT	IP	H	R-ER	BB	SO	NP	RESULT
2/14/26	UAB - Gm 1*	6.0	3	0-0	0	4	78	W, 1-0
2/21/26	Kennesaw State*	6.0	5	0-0	0	5	85	W, 2-0
2/28/26	at No. 17 Miami*	2.1	2	3-0	1	3	67	ND
3/7/26	High Point*	3.0	7	5-0	1	5	91	L, 2-1
3/14/26	South Carolina*	6.0	2	0-0	1	9	87	W, 3-1
3/21/26	at Alabama*	5.0	3	4-4	4	4	83	L, 3-2
Totals:	1.27 ERA	28.1	22	12-4	7	30	491	3-2-0

2025

DATE	OPPONENT	IP	H	R-ER	BB	SO	NP	RESULT
2/15/25	Air Force	1.0	2	1-1	0	3	21	ND
2/18/25	at Jacksonville	2.0	2	1-0	0	1	35	ND
2/23/25	Dayton	1.0	2	0-0	0	1	15	ND
2/25/25	at Stetson	3.0	0	0-0	0	4	32	W, 1-0
3/1/25	Miami	3.1	1	0-0	1	3	53	W, 2-0
3/8/25	Harvard - Gm 1*	6.0	2	0-0	1	8	75	W, 3-0
3/15/25	at No. 2 Tennessee*	6.0	4	1-1	1	6	93	L, 3-1
3/21/25	No. 4 Georgia*	4.0	6	5-5	2	1	87	ND
3/27/25	at No. 15 Ole Miss*	3.1	4	3-3	4	5	81	ND
4/5/25	No. 23 Vanderbilt*	5.0	4	2-2	2	5	92	ND
4/12/25	Missouri - Gm 1*	5.2	4	0-0	1	7	79	W, 4-1
4/19/25	at Mississippi State*	4.1	7	6-6	1	6	80	ND
4/26/25	No. 5 Arkansas*	4.2	5	5-1	2	3	90	L, 4-2
5/3/25	at South Carolina*	2.2	3	0-0	1	2	51	ND
5/10/25	at No. 1 Texas*	7.0	2	0-0	3	9	110	W, 5-2
5/17/25	Alabama*	6.1	6	3-1	2	8	94	W, 6-2
5/31/25	vs Fairfield	8.0	4	1-1	2	7	94	W, 7-2
Totals:	2.58 ERA	73.1	58	28-21	23	79	1,182	7-2-0



#44 ERNESTO LUGO-CANCHOLA | GR | LHP | 6-5 | 235

CAREER HIGHS

Innings Pitched 5.0, vs. USC (3/31/23)
Strikeouts: 7, at Stanford (3/25/23)
Walks: 3, 4 times, last vs. New Mexico State (5/10/23)

Year	era	w-l	app	qs	cq	sho	sv	ip	h	r	er	bb	so
2023	6.85	2-3	0	0	0	0/0	0	44.2	62	39	34	28	35
2024	3.32	2-0	17	1	0	0/0	0	21.2	25	11	8	8	21
2026	2.12	0-0	12	0	0	0/2	0	17.0	13	5	4	4	25
TOTAL	4.97	4-3	29	1	0	0/2	0	83.1	100	55	46	40	81

2026

DATE	OPPONENT	IP	H	R-ER	BB	SO	NP	RESULT
2/14/26	UAB - Gm 2	2.2	0	0-0	0	2	29	ND
2/18/26	Stetson	3.0	0	0-0	0	5	36	ND
2/22/26	Kennesaw State	0.2	0	1-1	2	1	20	ND
2/25/26	FIU	2.1	4	0-0	1	3	47	ND
2/28/26	at No. 17 Miami	1.2	0	0-0	1	3	34	ND
3/4/26	Florida A&M	0.2	1	0-0	0	2	20	ND
3/6/26	High Point	1.0	0	0-0	0	2	14	ND
3/8/26	High Point	2.0	2	1-0	0	3	23	ND
3/10/26	No. 20 Florida State	0.1	2	0-0	0	1	10	ND
3/13/26	South Carolina	0.1	0	0-0	0	0	7	ND
3/14/26	South Carolina	1.1	1	0-0	0	1	16	ND
3/22/26	at Alabama	1.0	3	3-3	0	2	24	ND
Totals:	2.12 ERA	17.0	13	5-4	4	25	280	0-0-0

#21 CADEN MCDONALD | RS SO | RHP | 6-3 | 200

CAREER HIGHS

Innings Pitched - Starter: N/A
Innings Pitched - Reliever: 4.2, vs. Florida A&M (3/19/25)
Strikeouts: 7, vs. Florida A&M (3/19/25)
Walks: 4, vs. No. 9 Florida State (4/8/25)

Year	era	w-l	app	qs	cq	sho	sv	ip	h	r	er	bb	so
2025	5.14	4-0	20	0	0	0/2	0	28.0	30	16	14	14	29
2026	3.63	2-0	7	0	0	0/0	1	17.1	15	7	7	3	16
TOTAL	4.57	6-0	27	0	0	0/2	1	45.1	45	23	23	17	45

2026

DATE	OPPONENT	IP	H	R-ER	BB	SO	NP	RESULT
2/17/26	at Stetson	3.0	1	0-0	0	4	40	SV, 1
2/20/26	Kennesaw State	2.2	3	3-3	0	1	41	ND
2/24/26	FIU	2.0	3	3-3	0	3	36	ND
3/4/26	Florida A&M	3.0	2	0-0	1	3	41	W, 1-0
3/7/26	High Point	2.0	2	0-0	1	2	23	ND
3/17/26	Stetson	3.0	3	1-1	0	2	36	W, 2-0
3/20/26	Alabam	1.2	1	0-0	1	0	14	ND
Totals:	3.63 ERA	54.1	15	7-7	3	15	231	2-0-1

2025

DATE	OPPONENT	IP	H	R-ER	BB	SO	NP	RESULT
2/14/25	Air Force	2.0	1	0-0	1	3	N/A	ND
2/21/25	Dayton	1.0	3	1-1	0	1	24	ND
2/26/25	North Florida	1.0	1	1-1	0	1	18	W, 1-0
3/8/25	Harvard - Gm 1	1.0	0	0-0	0	2	13	ND
3/15/25	at No. 2 Tennessee	0.0	3	3-3	0	0	11	ND
3/19/25	Florida A&M	4.2	2	0-0	1	7	65	W, 2-0
3/23/25	No. 4 Georgia	0.1	2	4-4	1	1	27	ND
3/25/25	vs. No. 4 Florida State	1.2	0	0-0	0	4	23	ND
3/27/25	at No. 15 Ole Miss	0.2	1	1-1	1	0	17	ND
4/1/25	North Florida	2.0	1	0-0	0	2	28	ND
4/6/25	No. 23 Vanderbilt	3.0	1	0-0	0	2	36	ND
4/8/25	No. 9 Florida State	1.0	1	1-1	4	0	33	ND
4/10/25	Missouri	1.1	1	0-0	1	1	26	ND
4/18/25	at Mississippi State	1.0	2	0-0	1	2	22	ND
4/22/25	Georgia Southern	2.0	2	0-0	1	1	33	W, 3-0
4/26/25	No. 5 Arkansas	1.0	0	0-0	1	0	19	ND
5/2/25	at South Carolina	1.1	2	1-1	1	1	28	W, 4-0
5/6/25	South Florida	1.0	3	1-1	1	1	20	ND
5/16/25	Alabama	1.0	2	2-2	0	0	16	ND
5/30/25	vs East Carolina	1.0	2	1-1	0	0	20	ND
Totals:	5.14 ERA	28.0	30	16-16	14	29	513	4-0-0

#9 LUKE MCNEILLIE | JR | RHP | 6-3 | 200

CAREER HIGHS

Innings Pitched - Starter: 4.0, vs. Missouri - Gm 2 (4/12/25)
Innings Pitched - Reliever: 4.0, last at No. 2 Tennessee (3/14/25)
Strikeouts: 7, at Jacksonville (2/18/25)
Walks: 3, 4 times, last at No. 15 Ole Miss (3/27/25)

Year	era	w-l	app	qs	cq	sho	sv	ip	h	r	er	bb	so
2024	7.07	4-6	26	2	0	0/0	2	35.2	33	28	28	21	43
2025	4.82	5-2	28	2	0	0/0	1	52.1	44	32	28	24	72
2026	3.18	2-0	8	3	0	0/1	0	17.0	16	8	6	8	21
TOTAL	5.31	11-8	62	7	0	0/1	3	105.0	93	68	62	53	136

2026

DATE	OPPONENT	IP	H	R-ER	BB	SO	NP	RESULT
2/18/26	Stetson*	2.0	2	0-0	0	2	38	W
2/24/26	FIU*	1.2	3	2-1	1	2	40	ND
3/4/26	Florida A&M*	2.0	3	2-1	2	2	44	ND
3/7/26	High Point	2.0	1	0-0	1	3	26	ND
3/10/26	No. 20 Florida State	2.2	3	1-1	1	3	52	W, 2-0
3/15/26	South Carolina	2.2	0	0-0	0	3	35	ND
3/22/26	at Alabama	1.0	2	3-3	2	0	26	ND
3/24/26	No. 10 Florida State	3.0	2	0-0	1	6	41	ND
Totals:	3.18 ERA	17.0	16	8-6	8	21	302	2-0-0

2025

DATE	OPPONENT	IP	H	R-ER	BB	SO	NP	RESULT
2/15/25	Air Force	3.0	3	1-1	0	6	51	S, 1
2/18/25	Jacksonville	3.0	1	1-1	1	7	51	W, 1-0
2/23/25	Dayton	2.0	0	0-0	1	3	30	ND
2/28/25	Miami	1.0	0	0-0	0	1	14	ND
3/1/25	Miami	0.2	2	1-1	0	0	13	ND
3/4/25	at UCF	1.2	2	3-2	0	2	32	ND
3/8/25	Harvard - Gm 2	1.0	3	3-3	0	2	33	W, 2-0
3/11/25	at No. 5 Florida State	2.0	1	0-0	1	4	33	ND
3/14/25	at No. 2 Tennessee	4.0	1	1-1	3	3	63	ND
3/21/25	No. 4 Georgia	3.0	1	1-1	3	3	50	ND
3/25/25	vs. No. 4 Florida State	1.1	0	0-0	0	2	18	ND
3/27/25	at No. 15 Ole Miss	1.0	1	3-3	3	2	30	L, 2-1
3/28/25	at No. 15 Ole Miss - Gm 2	1.1	2	1-1	0	2	24	W, 3-1
4/5/25	No. 23 Vanderbilt	3.0	0	0-0	1	2	44	ND
4/8/25	No. 9 Florida State	2.0	2	2-1	2	3	46	ND
4/12/25	Missouri - Gm 2	4.0	2	1-1	2	5	68	ND
4/20/25	at Mississippi State	2.2	7	7-7	0	6	58	L, 3-2
4/25/25	No. 5 Arkansas	0.1	1	1-1	0	0	9	ND
4/27/25	No. 5 Arkansas	1.2	0	0-0	0	2	25	W, 4-2
5/2/25	at South Carolina	2.2	4	1-1	1	4	49	ND
5/3/25	at South Carolina	0.0	2	0-0	0	0	4	ND
5/6/25	South Florida	0.2	3	1-1	0	0	13	ND
5/9/25	at No. 1 Texas	1.2	1	1-0	1	3	32	ND
5/15/25	Alabama	2.0	1	1-0	1	4	50	W, 5-2
5/17/25	Alabama	2.2	0	0-0	1	1	25	ND
5/21/25	vs Ole Miss	2.0	1	0-0	0	4	27	ND
5/30/25	vs East Carolina	1.1	3	2-2	2	1	39	ND
6/1/25	vs East Carolina	0.2	0	0-0	1	0	20	ND
Totals:	4.82 ERA	52.1	44	32-28	24	72	951	5-2-1

2024

DATE	OPPONENT	IP	H	R-ER	BB	SO	NP	RESULT
2/24/2024	North Florida	2.2	3	0-0	0	1	34	W, 1-0
2/27/2024	at Stetson*	0.2	4	5-5	1	1	40	L, 1-1
3/2/2024	at Miami	2.0	3	4-4	1	1	27	ND
3/6/2024	UCF*	1.0	5	5-5	1	0	29	L, 1-2
3/9/2024	Saint Mary's	2.0	1	2-2	3	4	46	L, 1-3
3/17/2024	No. 4 Texas A&M	1.0	1	0-0	0	1	17	SV
3/19/2024	Jacksonville	2.1	0	0-0	1	6	42	ND
3/23/2024	at No. 5 LSU	2.1	2	0-0	3	1	45	ND
3/29/2024	No. 21 Mississippi State	1.0	0	0-0	0	3	12	W, 2-3
3/31/2024	No. 21 Mississippi State	3.1	2	0-0	0	3	27	W, 3-3
4/5/2024	at Missouri	3.1	2	1-1	1	5	50	L, 3-4
4/7/2024	at Missouri	0.1	2	1-1	0	1	12	L, 3-5
4/13/2024	South Carolina	1.0	0	0-0	0	2	11	ND



1988

1991

1996

1998

2005

2010

2011

2012

4/14/2024	South Carolina	2.0	2	2-2	2	2	45	ND
4/19/2024	at No. 13 Vanderbilt	1.1	2	2-2	0	1	22	ND
4/23/2024	Stetson	1.0	0	0-0	0	1	8	ND
4/26/2024	at No. 2 Arkansas	2.0	1	1-1	1	3	29	L, 3-6
4/27/2024	at No. 2 Arkansas - Gm 1	0.1	1	1-1	0	1	9	ND
5/3/2024	No. 3 Tennessee - Gm 2	1.0	0	0-0	2	1	28	SV
5/7/2024	South Florida	1.1	0	0-0	1	3	26	ND
5/10/2024	No. 3 Kentucky	0.2	1	3-3	2	0	21	ND
5/12/2024	No. 3 Kentucky	0.1	0	0-0	0	1	5	ND
5/17/2024	at No. 9 Georgia	0.0	0	0-0	1	0	7	ND
6/2/2024	at No. 16 Oklahoma St.	0.0	0	0-0	1	0	7	ND
6/9/2024	at No. 3 Clemson	2.0	1	1-1	0	1	23	W, 4-6
6/19/2024	vs. No. 3 Texas A&M	0.2	0	0-0	0	0	6	ND
Totals:	7.07 ERA	35.2	33	28-28	21	43	638	4-6-2

#12 LIAM PETERSON | JR | RHP | 6-5 | 225

CAREER HIGHS

Innings Pitched - Starter: 6.0, 7 times, last vs. South Carolina (3/13/26)

Innings Pitched - Reliever: 3.1, at South Carolina (5/3/25)

Strikeouts: 13, vs. No. 5 Arkansas (4/25/25)

Walks: 5, 2 times, last vs. UAB (2/13/26)

Year	era	w-l	app	qs	cq	sho	sv	ip	h	r	er	bb	so
2024	6.43	3-6	18	16	0	0/1	0	63.0	64	45	45	44	77
2025	4.28	8-4	16	15	0	0/2	0	69.1	67	38	33	32	96
2026	4.15	1-1	6	6	0	0/1	0	30.1	21	15	14	16	48
TOTAL	5.09	12-11	40	37	0	0/4	0	162.2	152	98	92	92	221

2026

DATE	OPPONENT	IP	H	R-ER	BB	SO	NP	RESULT
2/13/26	UAB*	3.1	3	5-4	5	3	82	ND
2/20/26	Kennesaw St*	5.1	1	0-0	2	12	91	W, 1-0
2/27/26	at No. 18 Miami*	5.2	6	2-2	1	8	98	ND
3/6/26	High Point*	5.0	1	2-2	4	11	94	ND
3/13/26	South Carolina*	6.0	1	0-0	2	10	98	ND
3/20/26	Alabama*	5.0	9	6-6	2	4	98	L, 1-1
Totals:	4.15 ERA	25.1	21	15-14	16	48	561	1-1-0

2025

DATE	OPPONENT	IP	H	R-ER	BB	SO	NP	RESULT
2/14/25	Air Force*	6.0	2	0-0	1	11	74	W, 1-0
2/21/25	Dayton*	4.0	2	0-0	2	5	83	W, 2-0
2/28/25	Miami*	6.0	4	2-2	1	7	95	W, 3-0
3/7/25	Harvard*	5.0	4	0-0	2	11	85	W, 4-0
3/14/25	at No. 2 Tennessee*	4.0	6	4-4	3	8	82	L, 4-1
3/28/25	at No. 15 Ole Miss - Gm 1*	4.1	7	5-5	1	6	80	ND
4/4/25	No. 23 Vanderbilt*	5.1	5	3-3	5	6	95	L, 4-2
4/10/25	Missouri*	5.0	5	2-2	4	7	91	W, 5-2
4/18/25	at Mississippi State*	6.0	7	3-3	1	6	95	W, 6-2
4/25/25	No. 5 Arkansas*	6.0	5	3-3	2	13	114	W, 7-2
5/2/25	at South Carolina*	0.0	0	1-1	1	0	7	ND
5/3/25	at South Carolina	3.1	3	3-2	4	2	84	W, 8-2
5/10/25	at No. 1 Texas*	4.0	2	0-0	2	3	66	ND
5/15/25	Alabama*	5.0	5	5-5	2	4	87	ND
5/21/25	vs Ole Miss	4.0	5	3-1	1	6	75	L, 8-3
5/30/25	vs East Carolina	1.1	5	4-2	0	1	48	L, 8-4
Totals:	4.28 ERA	69.1	67	38-33	32	96	1,261	8-4-0

2024

DATE	OPPONENT	IP	H	R-ER	BB	SO	NP	RESULT
2/20/2024	at North Florida*	3.0	1	0-0	1	7	37	W, 1-0
2/24/2024	Columbia*	4.0	2	0-0	3	6	74	ND
3/2/2024	at Miami*	5.0	3	5-5	2	7	86	L, 1-1
3/9/2024	Saint Mary's*	4.0	5	4-4	3	2	69	ND
3/16/2024	No. 4 Texas A&M*	2.0	5	6-6	0	0	25	L, 1-2
3/23/2024	at No. 5 LSU*	4.1	8	4-4	3	4	92	ND
3/30/2024	No. 21 Mississippi State*	3.2	7	5-5	2	4	84	L, 1-3
4/6/2024	at Missouri*	6.0	4	4-4	2	9	100	L, 1-4
4/13/2024	South Carolina	2.2	3	2-2	4	4	70	ND
4/19/2024	at No. 13 Vanderbilt	3.0	2	1-1	2	3	55	ND
5/3/2024	No. 3 Tennessee - Gm 2*	4.0	1	0-0	2	7	76	ND
5/7/2024	South Florida*	1.0	2	0-0	1	0	23	ND
5/11/2024	No. 3 Kentucky*	6.0	5	1-1	2	6	101	W, 2-4
5/17/2024	at No. 9 Georgia*	5.1	5	3-3	2	4	89	ND
5/31/2024	vs. Nebraska*	5.1	4	2-2	3	7	96	W, 3-4

6/8/2024	at No. 3 Clemson*	1.0	3	3-3	4	2	53	ND
6/15/2024	vs No. 3 Texas A&M	2.1	4	3-3	4	4	64	L, 2-3
6/19/2024	vs No. 3 Texas A&M	0.1	0	2-2	4	1	28	L, 0-6
Totals:	6.43 ERA	63	64	45-44	44	77	1232	3-6-0

#31 RICKY REETH | RS SR | RHP | 6-4 | 205

CAREER HIGHS

Innings Pitched - Starter: 3.0, at Virginia Tech (3/8/24)

Innings Pitched - Reliever: 5.0, vs. Miami (3/23/24)

Strikeouts: 6, 2 times, last vs. FIU (2/24/26)

Walks: 4, at Michigan State (4/25/23)

Year	era	w-l	app	qs	cq	sho	sv	ip	h	r	er	bb	so
2023	6.06	1-0	8	0	0	0/0	0	16.1	12	11	11	8	12
2024	5.21	2-4	0	0	0	0/0	3	48.1	54	29	28	10	38
2025	4.31	4-2	22	0	0	0/0	3	48.0	44	24	23	12	43
2026	3.00	2-0	5	0	0	0/0	0	12.0	12	4	4	1	14
TOTAL	4.76	9-6	35	0	0	0/0	6	124.2	122	68	66	31	107

2026

DATE	OPPONENT	IP	H	R-ER	BB	SO	NP	RESULT
2/13/26	UAB	3.2	1	0-0	0	2	37	ND
2/18/26	Stetson	1.0	3	1-1	0	1	19	ND
2/22/26	Kennesaw State	0.0	0	0-0	1	0	6	ND
2/24/26	FIU	3.1	5	2-2	0	6	54	W, 1-0
2/28/26	at No. 17 Miami	4.0	3	1-1	0	5	63	W, 2-0
Totals:	3.00 ERA	12.0	12	4-4	1	14	179	2-0-0

#8 CHRISTIAN RODRIGUEZ | RS SO | RHP | 6-0 | 210

CAREER HIGHS

Innings Pitched - Starter: N/A

Innings Pitched - Reliever: 1.2, 5 times, last vs. South Carolina (5/20/25)

Strikeouts: 3, 2 times, last at No. 1 Texas (5/9/25)

Walks: 3, at No. 15 Ole Miss (3/27/25)

Year	era	w-l	app	qs	cq	sho	sv	ip	h	r	er	bb	so
2025	5.32	1-0	22	0	0	0/1	1	23.2	24	16	14	11	31
2026	18.00	0-0	2	0	0	0/0	0	1.0	3	2	2	0	1
TOTAL	5.84	1-0	24	0	0	0/1	1	24.2	27	18	16	11	32

2026

DATE	OPPONENT	IP	H	R-ER	BB	SO	NP	RESULT
2/20/26	Kennesaw State	1.0	1	0-0	0	1	14	ND
2/25/26	FIU	0.0	2	2-2	0	0	7	ND
Totals:	18.00 ERA	1.0	3	2-2	0	1	21	0-0-0

2025

DATE	OPPONENT	IP	H	R-ER	BB	SO	NP	RESULT
2/21/25	Dayton	1.0	1	0-0	0	2	18	ND
2/26/25	North Florida	0.2	2	2-2	0	1	17	ND
3/2/25	Miami	1.2	1	0-0	0	1	20	ND
3/4/25	at UCF	1.2	4	2-2	1	1	44	ND
3/8/25	Harvard - Gm 2	1.0	1	0-0	0	2	16	ND
3/18/25	Jacksonville	1.2	2	1-1	0	1	37	W, 1-0
3/23/25	No. 4 Georgia	1.2	3	3-3	0	2	29	ND
3/27/25	at No. 15 Ole Miss	0.2	0	0-0	3	0	15	ND
4/1/25	North Florida	1.0	0	0-0	0	2	9	ND
4/4/25	No. 23 Vanderbilt	0.1	1	2-2	1	1	15	ND
4/6/25	No. 23 Vanderbilt	0.1	2	2-2	0	1	9	ND
4/10/25	Missouri	1.0	0	0-0	1	3	17	ND
4/15/25	Stetson	1.0	0	0-0	0	1	11	ND
4/22/25	Georgia Southern	0.1	0	0-0	0	1	3	ND
4/27/25	No. 5 Arkansas	0.1	0	0-0	2	1	15	ND
5/4/25	at South Carolina	2.2	1	0-0	0	0	32	S, 1
5/6/25	South Florida	1.0	0	0-0	1	1	14	ND
5/9/25	at No. 1 Texas	1.0	1	0-0	0	3	18	ND
5/10/25	at No. 1 Texas	1.0	1	1-1	0	2	15	ND
5/16/25	Alabama	1.0	1	2-0	1	2	27	ND
5/20/25	vs South Carolina	1.2	1	0-0	0	2	18	ND
5/30/25	vs East Carolina	1.0	2	1-1	1	1	26	ND
Totals:	5.32 ERA	23.2	24	16-14	11	31	425	1-0-1



1988

1991

1996

1998

2005

2010

2011

2012

2015

2016

2017

2018

2023

2024



#27 BLAINE ROWLAND | SO | RHP | 6-3 | 230

CAREER HIGHS

Innings Pitched - Starter: N/A
Innings Pitched - Reliever: 3.2, vs. South Carolina (5/20/25)
Strikeouts: 3, vs. Alabama (5/16/25)
Walks: 1, 4 times, last vs. East Carolina (6/1/25)

Year	era	w-l	app	qs	cq	sho	sv	ip	h	r	er	bb	so
2025	3.21	1-0	8	0	0	0/0	0	14.0	14	6	5	4	10
TOTAL	3.21	1-0	8	0	0	0/0	0	14.0	14	6	5	4	10

2025

DATE	OPPONENT	IP	H	R-ER	BB	SO	NP	RESULT
3/4/25	at UCF	1.0	2	1-1	1	0	21	ND
4/26/25	No. 5 Arkansas	1.0	0	0-0	0	1	4	ND
5/6/25	South Florida	2.0	2	0-0	0	2	26	ND
5/10/25	at No. 1 Texas	2.0	1	0-0	1	1	31	ND
5/16/25	Alabama	2.2	0	0-0	1	3	26	ND
5/20/25	vs South Carolina	3.2	6	2-2	0	2	50	W, 1-0
5/30/25	vs East Carolina	1.1	3	3-2	0	1	32	ND
6/1/25	vs East Carolina	0.1	0	0-0	1	0	8	ND
Totals:	3.21 ERA	14.0	14	6-5	4	10	198	1-0-0

#17 RUSSELL SANDEFER | JR | RHP | 6-1 | 200

CAREER HIGHS

Innings Pitched - Starter: 6.1, vs. Oklahoma State, 5/3/25
Innings Pitched - Reliever: 3.0, 2 times, last vs. Kansas, 4/4/25
Strikeouts: 8, vs. Oklahoma State, 5/3/25
Walks: 4, 2 times, last vs. Baylor, 5/16/25

Year	era	w-l	app	qs	cq	sho	sv	ip	h	r	er	bb	so
2025	3.38	2-3	18	6	0	0/0	1	50.2	46	19	19	19	49
2026	3.97	1-1	8	2	0	0/2	0	11.1	9	5	5	7	17
TOTAL	3.48	3-4	26	8	0	0/2	1	62.0	55	24	24	26	66

2026

DATE	OPPONENT	IP	H	R-ER	BB	SO	NP	RESULT
2/13/26	UAB	0.2	2	2-2	1	0	11	ND
3/3/26	Florida Atlantic	2.0	2	0-0	1	3	39	ND
3/6/26	High Point	0.1	0	0-0	1	0	7	ND
3/8/26	High Point	0.2	2	0-0	0	2	10	ND
3/10/26	No. 20 Florida State	1.1	1	0-0	2	2	30	ND
3/17/26	Stetson*	3.0	0	0-0	0	6	35	ND
3/22/26	Alabama	0.1	1	3-3	2	0	18	L, 0-1
3/24/26	No. 10 Florida State*	3.0	1	0-0	0	4	46	W, 1-0
Totals:	3.97 ERA	11.1	9	5-5	7	17	196	1-1-0

#20 SCHUYLER SANDFORD | RS FR | RHP | 6-6 | 225

CAREER HIGHS

Innings Pitched - Starter: 1.1, vs. No. 20 Florida State (3/10/26)
Innings Pitched - Reliever: 3.0, vs. Florida Atlantic (3/3/26)
Strikeouts: 5, vs. Florida Atlantic (3/3/26)
Walks: 3, vs. No. 20 Florida State (3/10/26)

Year	era	w-l	app	qs	cq	sho	sv	ip	h	r	er	bb	so
2026	3.00	1-0	7	1	0	0/3	0	12.0	7	5	4	7	16
TOTAL	3.00	1-0	7	1	0	0/3	0	12.0	7	5	4	7	16

2026

DATE	OPPONENT	IP	H	R-ER	BB	SO	NP	RESULT
2/14/26	UAB - Gm 1	1.0	0	0-0	0	2	11	ND
2/21/26	Kennesaw State	1.0	0	0-0	0	1	11	ND
2/22/26	Kennesaw State	1.0	1	1-0	1	1	23	ND
2/25/26	FIU	2.2	2	1-1	2	2	44	W, 1-0
3/3/26	Florida Atlantic	3.0	1	0-0	1	5	41	ND
3/7/26	High Point	2.0	3	1-1	0	3	36	ND
3/10/26	No. 20 Florida State*	1.1	0	2-2	3	2	32	ND
Totals:	3.00 ERA	12.0	7	5-4	7	16	198	1-0-0

#38 COOPER WALLS | SO | RHP | 6-5 | 225

CAREER HIGHS

Innings Pitched - Starter: 7.0, vs. UC Santa Barbara, 3/16/25
Innings Pitched - Reliever: 4.0, at UC Riverside, 3/7/25
Strikeouts: 5, 4 times, last vs. South Carolina
Walks: 2, 5 times, last vs. Oregon State, 5/4/25

Year	era	w-l	app	qs	cq	sho	sv	ip	h	r	er	bb	so
2025	3.73	3-3	15	13	0	0/0	0	60.1	69	28	25	15	45
2026	4.37	3-0	6	6	0	0/1	0	22.2	25	13	11	7	20
TOTAL	3.90	6-3	21	19	0	0/1	0	83.0	94	41	36	22	65

2026

DATE	OPPONENT	IP	H	R-ER	BB	SO	NP	RESULT
2/14/26	UAB* - Gm 2	5.1	4	1-1	1	4	79	W, 1-0
2/22/26	Kennesaw State*	4.0	5	4-4	1	5	68	ND
3/3/26	Florida Atlantic*	2.0	1	0-0	0	1	22	W, 2-0
3/8/26	High Point*	2.2	6	4-2	1	1	51	ND
3/15/26	South Carolina*	4.1	7	3-3	1	5	78	W, 3-0
3/22/26	at Alabama*	4.1	2	1-1	3	4	66	ND
Totals:	4.37 ERA	22.2	25	13-11	7	20	364	3-0-0

#15 JOSHUA WHRITENOUR | RS FR | RHP | 6-2 | 210

CAREER HIGHS

Innings Pitched - Starter: N/A
Innings Pitched - Reliever: 2.0, vs. FIU (2/25/26)
Strikeouts: 5, vs. No. 20 Florida State (3/10/26)
Walks: 2, vs. Stetson (2/18/26)

Year	era	w-l	app	qs	cq	sho	sv	ip	h	r	er	bb	so
2026	3.09	2-0	9	0	0	0/1	2	11.2	6	4	4	8	19
TOTAL	3.09	2-0	9	0	0	0/1	2	11.2	6	4	4	8	19

2026

DATE	OPPONENT	IP	H	R-ER	BB	SO	NP	RESULT
2/14/26	UAB - Gm 2	1.0	1	0-0	0	1	15	ND
2/18/26	Stetson	0.1	1	0-0	2	1	18	ND
2/25/26	FIU	2.0	0	0-0	0	3	22	ND
2/28/26	at No. 17 Miami	1.0	1	0-0	1	1	25	ND
3/4/26	Florida A&M	1.1	0	0-0	0	2	14	SV, 1
3/8/26	High Point	1.2	1	0-0	0	2	17	W, 1-0
3/10/26	No. 20 Florida State	1.2	0	0-0	0	5	22	SV, 2
3/13/26	South Carolina	2.1	0	0-0	3	3	44	W, 2-0
3/22/26	at Alabama	0.1	2	4-4	2	1	24	ND
Totals:	3.09 ERA	11.2	6	4-4	8	19	201	2-0-2



PLAYER PROFILES: POSITION PLAYERS

#14 KARSON BOWEN | SR | C | 5-11 | 235

CAREER HIGHS

Hits: 4, 2 times, last vs. BYU (4/4/25)
 Runs: 4, at No. 3 Arkansas (6/4/23)
 RBI: 5, 3 times, last at Arizona (5/4/25)
 Home Runs: 1, 18 times, last at Alabama (3/21/26)

Year	avg	gp-gs	ab	r	h	2b	3b	hr	rbi	tb	slg%	bb	hbp	so	gdp	ob%	sf	sh	sb	sb-att
2023*	.350	56-55	217	49	76	15	0	6	46	109	.502	25	4	49	4	.420	4	1	9	11
2024*	.235	51-51	183	32	43	7	0	6	38	68	.372	26	1	42	3	.326	5	1	8	8
2025*	.333	45-41	159	29	53	11	3	4	28	82	.516	20	6	35	3	.425	1	0	3	5
2026	.257	21-21	74	18	19	5	0	2	12	30	.405	13	2	13	2	.370	3	0	0	0
TOTAL	.257	21-21	74	18	19	5	0	2	12	30	.405	13	2	13	2	.370	3	0	0	0
All*	.302	173-168	633	128	191	38	3	18	124	289	.457	84	13	139	12	.388	13	2	20	24

* Statistics from prior team/school

#24 BLAKE BROOKINS | JR | OF | 6-5 | 230

CAREER HIGHS

Hits: 1, 3 times, last vs. Alabama (5/17/25)
 Runs: 1, 2 times, last vs. Alabama (5/17/25)
 RBI:
 Home Runs:

Year	avg	gp-gs	ab	r	h	2b	3b	hr	rbi	tb	slg%	bb	hbp	so	gdp	ob%	sf	sh	sb	sb-att
2024	.000	7-0	6	0	0	0	0	0	0	0	.000	1	0	2	0	.143	0	0	0	0
2025	.300	4-2	10	2	3	2	0	0	0	5	.500	0	1	5	0	.364	0	0	1	1
TOTAL	.188	11-2	16	2	3	2	0	0	0	5	.313	1	1	7	0	.278	0	0	1	1

#5 BLAKE CYR | SR | OF | 5-11 | 195

CAREER HIGHS

Hits: 3, 6 times, last at Stetson (2/17/26)
 Runs: 3, 5 times, last vs. FIU (2/24/26)
 RBI: 7, at Florida (3/4/23)
 Home Runs: 2, 3 times, last vs. UAB - Gm 1 (2/14/26)

Year	avg	gp-gs	ab	r	h	2b	3b	hr	rbi	tb	slg%	bb	hbp	so	gdp	ob%	sf	sh	sb	sb-att
2023*	.305	60-60	200	50	61	12	0	17	63	124	.620	37	8	70	0	.427	3	0	0	2
2024*	.284	25-25	95	22	27	3	0	7	21	51	.537	16	3	27	0	.397	2	1	3	5
2025	.254	59-57	205	45	52	9	0	9	34	88	.429	26	8	52	5	.358	1	2	8	11
2026	.329	22-22	79	20	26	6	0	4	22	44	.557	9	5	13	1	.417	3	0	4	4
TOTAL	.275	81-79	284	65	78	15	0	13	56	132	.465	35	13	65	6	.375	4	2	12	15
All*	.287	166-164	579	137	166	30	0	37	140	307	.530	88	24	162	6	.397	9	3	15	22

* Statistics from prior team/school

#3 KYLE JONES | RS SO | OF | 6-3 | 190

CAREER HIGHS

Hits: 4, at Bethune-Cookman (4/16/24)
 Runs: 3, 4 times, last vs. FIU (2/25/26)
 RBI: 4, at Stetson (2/17/26)
 Home Runs: 1, 7 times, last vs. High Point (3/8/26)

Year	avg	gp-gs	ab	r	h	2b	3b	hr	rbi	tb	slg%	bb	hbp	so	gdp	ob%	sf	sh	sb	sb-att
2024*	.355	62-62	248	53	88	15	0	5	32	118	.476	33	15	27	4	.459	0	1	23	51
2025	.313	4-4	16	3	5	1	0	0	2	6	.375	1	0	0	0	.353	0	0	0	0
2026	.320	26-25	100	30	32	10	1	2	20	50	.500	13	2	15	0	.398	3	1	11	12
TOTAL	.319	30-29	116	33	37	11	1	2	22	56	.483	14	2	15	0	.393	3	1	11	12
All*	.343	92-91	364	86	125	26	1	7	54	174	.478	47	17	42	4	.439	3	2	34	63

* Statistics from prior team/school

#4 CADE KURLAND | RS JR | INF | 5-11 | 195

CAREER HIGHS

Hits: 3, 9 times, last vs. FIU (2/24/26)
 Runs: 4, 4 times, last at North Florida (2/20/24)
 RBI: 4, 7 times, last vs. UAB - Gm 1 (2/14/26)
 Home Runs: 2, 3 times, last vs. Dayton (2/23/25)

Year	avg	gp-gs	ab	r	h	2b	3b	hr	rbi	tb	slg%	bb	hbp	so	gdp	ob%	sf	sh	sb	sb-att
2023	.297	68-67	263	75	78	17	0	17	50	146	.555	26	22	64	5	.404	1	0	4	5
2024	.245	62-62	245	51	60	8	1	14	44	112	.457	22	17	73	6	.346	2	1	5	5
2025	.316	14-13	38	9	12	2	0	3	15	23	.605	10	3	10	0	.490	0	0	1	1
2026	.244	13-12	45	11	11	2	0	1	7	16	.356	4	4	10	0	.352	1	0	0	1
TOTAL	.272	157-154	591	146	161	29	1	35	116	297	.503	62	46	157	11	.383	4	1	10	12

#43 JACOB KENDALL | FR | OF | 6-1 | 200

CAREER HIGHS

Hits: 2, at Stetson (2/17/26)
 Runs: 2, 3 times, last vs South Carolina (3/15/26)
 RBI: 4, at Stetson (2/17/26)
 Home Runs: 1, 2 times, last at No. 17 Miami (2/27/26)

Year	avg	gp-gs	ab	r	h	2b	3b	hr	rbi	tb	slg%	bb	hbp	so	gdp	ob%	sf	sh	sb	sb-att
2026	.188	18-13	48	10	9	1	1	2	10	18	.375	4	1	9	0	.259	1	0	0	0
TOTAL	.188	18-13	48	10	9	1	1	2	10	18	.375	4	1	9	0	.259	1	0	0	0

#11 BRENDAN LAWSON | SO | INF | 6-3 | 215

CAREER HIGHS

Hits: 5, vs. Fairfield (5/31/25)
 Runs: 4, vs South Carolina (3/15/26)
 RBI: 6, vs. FIU (2/25/26)
 Home Runs: 2, vs. High Point (3/8/26)

Year	avg	gp-gs	ab	r	h	2b	3b	hr	rbi	tb	slg%	bb	hbp	so	gdp	ob%	sf	sh	sb	sb-att
2025	.317	60-60	224	48	71	14	1	10	61	117	.522	33	9	56	6	.417	5	0	8	8
2026	.370	25-25	73	30	27	4	2	10	29	65	.890	30	8	17	2	.586	0	0	8	9
TOTAL	.330	85-85	297	78	98	18	3	20	90	182	.613	63	17	73	8	.466	5	0	16	17

#28 AJ MALZONE | JR | C | 5-11 | 200

CAREER HIGHS

Hits: N/A
 Runs: N/A
 RBI: N/A
 Home Runs: N/A

Year	avg	gp-gs	ab	r	h	2b	3b	hr	rbi	tb	slg%	bb	hbp	so	gdp	ob%	sf	sh	sb	sb-att
2026	.000	1-0	1	0	0	0	0	0	0	0	.000	0	0	1	0	.000	0	0	0	0
TOTAL	.000	1-0	1	0	0	0	0	0	0	0	.000	0	0	1	0	.000	0	0	0	0

#2 SAM MILLER | SR | INF | 6-0 | 210

CAREER HIGHS

Hits: 4, 3 times, last at Princeton (3/29/25)
 Runs: 4, 2 times, last vs. Brown (3/22/25)
 RBI: 6, vs. Yale (4/14/24)
 Home Runs: 3, vs. Yale (4/14/24)

Year	avg	gp-gs	ab	r	h	2b	3b	hr	rbi	tb	slg%	bb	hbp	so	gdp	ob%	sf	sh	sb	sb-att
2023*	.308	24-12	52	8	16	3	1	3	17	30	.577	2	2	14	0	.351	1	0	1	2
2024*	.353	43-39	170	43	60	12	1	12	43	110	.647	11	7	40	2	.411	2	1	4	4
2025*	.338	49-49	216	50	73	10	0	16	57	131	.606	22	3	39	2	.407	0	0	1	1
2026	.250	16-11	36	5	9	1	0	1	9	13	.361	4	1	12	1	.341	0	0	1	0
TOTAL	.250	16-11	36	5	9	1	0	1	9	13	.361	4	1	12	1	.341	0	0	1	0
All*	.333	132-111	474	106	158	26	2	32	126	284	.599	39	13	105	5	.397	3	2	6	8

* Statistics from prior team/school

#25 KOLT MYERS | RS FR | INF | 6-2 | 205

CAREER HIGHS

Hits: 2, vs. FIU (2/24/26)
 Runs: 2, vs. FIU (2/25/26)
 RBI: 1, vs. FIU (2/24/26)
 Home Runs: N/A

Year	avg	gp-gs	ab	r	h	2b	3b	hr	rbi	tb	slg%	bb	hbp	so	gdp	ob%	sf	sh	sb	sb-att
2026	.209	17-11	43	8	9	3	0	0	1	12	.279	4	1	16	1	.292	0	1	6	6
TOTAL	.209	17-11	43	8	9	3	0	0	1	12	.279	4	1	16	1	.292	0	1	6	6

#1 JUSTIN NADEAU | SR | OF/INF | 6-0 | 195

CAREER HIGHS

Hits: 3, 12 times, last at Jacksonville (2/18/25)
 Runs: 4, 2 times, last at Bellarmine (3/23/24)
 RBI: 4, 3 times, last vs. Jacksonville (3/18/25)
 Home Runs: 1, 7 times, last vs. High Point (3/8/26)

Year	avg	gp-gs	ab	r	h	2b	3b	hr	rbi	tb	slg%	bb	hbp	so	gdp	ob%	sf	sh	sb	sb-att
2023*	.294	49-49	194	32	57	4	3	2	30	73	.376	28	2	47	1	.385	2	0	3	3
2024*	.395	30-29	119	36	47	8	2	1	28	62	.521	14	7	24	1	.482	1	1	11	12</

#29 COLE STANFORD | GR | C | 6-0 | 210

CAREER HIGHS

Hits: 4, at Emory & Henry (3/15/25)
Runs: 6, at Emory & Henry (3/15/25)
RBI: 4, 2 times, last at Emory & Henry (3/15/25)
Home Runs: 2, 4 times, last vs. Mars Hill (4/4/25)

Year	avg	gp-gs	ab	r	h	2b	3b	hr	rbi	tb	slg%	bb	hbp	so	gdp	ob%	sf	sh	sb-atl
2026	.268	13-12	41	12	11	2	0	2	7	19	.463	9	2	4	0	.423	0	0	1-1
TOTAL	.268	13-12	41	12	11	2	0	2	7	19	.463	9	2	4	0	.423	0	0	1-1

#26 CASH STRAYER | FR | OF | 6-2 | 195

CAREER HIGHS

Hits: 3, vs. UAB - Gm 1 (2/14/26)
Runs: 2, 5 times, last at No. 17 Miami (2/28/26)
RBI: 5, vs South Carolina (3/15/26)
Home Runs: 1, 3 times, last vs South Carolina (3/15/26)

Year	avg	gp-gs	ab	r	h	2b	3b	hr	rbi	tb	slg%	bb	hbp	so	gdp	ob%	sf	sh	sb-atl
2026	.262	25-24	84	17	22	3	1	3	21	36	.429	9	3	23	0	.337	5	1	0-0
TOTAL	.262	25-24	84	17	22	3	1	3	21	36	.429	9	3	23	0	.337	5	1	0-0

#13 LANDON STRIPLING | JR | INF | 6-0 | 200

CAREER HIGHS

Hits: 5, vs. Texas Southern (2/23/24)
Runs: 4, vs. Texas Southern (2/23/24)
RBI: 7, vs. Texas Southern (2/23/24)
Home Runs: 2, vs. Texas Southern (2/23/24)

Year	avg	gp-gs	ab	r	h	2b	3b	hr	rbi	tb	slg%	bb	hbp	so	gdp	ob%	sf	sh	sb-atl
2024*	.253	33-24	99	15	25	3	0	4	20	40	.404	17	1	12	1	.361	2	0	0-0
2025	.264	43-33	125	34	33	7	0	2	20	46	.368	21	8	21	3	.397	2	0	1-1
2026	.273	11-9	33	7	9	2	0	1	4	14	.424	2	1	6	1	.324	1	0	0-0
TOTAL	.266	54-42	158	41	42	9	0	3	24	60	.380	23	9	27	4	.383	3	0	1-1
All*	.261	87-66	257	56	67	12	0	7	44	100	.389	40	10	39	5	.375	5	0	1-1

* Statistics from prior team/school

#10 ETHAN SUROWIEC | SO | INF | 6-1 | 235

CAREER HIGHS

Hits: 2, 11 times, last vs. No. 10 Florida State (3/24/26)
Runs: 2, 5 times, last at Alabama (2/22/26)
RBI: 4, 4 times, last vs. FIU (2/24/26)
Home Runs: 2, vs. Kennesaw State (2/20/26)

Year	avg	gp-gs	ab	r	h	2b	3b	hr	rbi	tb	slg%	bb	hbp	so	gdp	ob%	sf	sh	sb-atl
2025*	.375	11-3	16	5	6	0	0	2	8	12	.750	2	3	7	0	.524	0	0	0-0
2026	.316	26-26	95	21	30	7	1	3	25	48	.505	19	1	33	1	.435	0	1	1-2
TOTAL	.316	26-26	95	21	30	7	1	3	25	48	.505	19	1	33	1	.435	0	1	1-2
All*	.324	37-29	111	26	36	7	1	5	33	60	.541	21	4	40	1	.449	0	1	1-2

* Statistics from prior team/school

#30 ASHTON WILSON | SR | OF/INF | 6-0 | 195

CAREER HIGHS

Hits: 4, vs. Nebraska (5/31/24)
Runs: 3, 3 times, last at South Carolina (5/3/25)
RBI: 4, vs. Stetson (4/15/25)
Home Runs: 1, 6 times, last at Mississippi State (4/20/25)

Year	avg	gp-gs	ab	r	h	2b	3b	hr	rbi	tb	slg%	bb	hbp	so	gdp	ob%	sf	sh	sb-atl
2023*	.252	39-36	123	27	31	4	0	3	20	44	.358	14	12	33	1	.380	1	6	13-18
2024	.279	26-15	68	15	19	7	0	2	16	32	.471	8	7	24	1	.405	1	0	2-3
2025	.222	40-31	117	28	26	6	0	3	19	41	.350	21	6	29	6	.368	0	1	13-15
2026	.000	4-2	3	0	0	0	0	0	1	0	.000	0	1	2	0	.250	0	0	0-0
TOTAL	.239	70-48	188	43	45	13	0	5	36	73	.388	29	14	55	7	.379	1	1	15-18
All*	.244	109-84	311	70	76	17	0	8	56	117	.376	43	26	88	8	.380	2	7	28-36

* Statistics from prior team/school

#16 HAYDEN YOST | JR | OF | 6-1 | 200

CAREER HIGHS

Hits: 4, vs. Air Force (2/15/25)
Runs: 3, vs. Florida Atlantic (4/30/24)
RBI: 5, vs. Harvard (3/8/25)
Home Runs: 1, 4 times, last vs South Carolina (5/20/25)

Year	avg	gp-gs	ab	r	h	2b	3b	hr	rbi	tb	slg%	bb	hbp	so	gdp	ob%	sf	sh	sb-atl
2024	.284	32-14	67	10	19	5	0	0	4	24	.358	8	5	18	1	.400	0	1	4-7
2025	.259	60-55	189	39	49	13	0	4	38	74	.392	32	8	41	3	.380	5	3	14-16
2026	.167	10-5	18	3	3	2	0	0	1	5	.278	2	1	5	0	.286	0	1	1-1
TOTAL	.259	102-74	274	52	71	20	0	4	43	103	.376	42	14	64	4	.379	5	5	19-24



2025 MLB DRAFT (6)

PLAYER	CLASS	ROUND	PICK	TEAM	SIGNING BONUS
Colby Shelton	Jr.	6	166	Chicago White Sox	\$447,500
Jake Clemente	Jr.	7	198	Miami Marlins	\$500,000
Pierce Coppola	RS Jr.	7	211	Chicago Cubs	\$278,500
Bobby Boser	Sr.	11	320	Athletics	\$150,000
Luke Heyman	Jr.	14	422	Seattle Mariners	\$230,000
Brody Donay	Jr.	17	507	Tampa Bay Rays	\$150,000

2023 MLB DRAFT (6)

PLAYER	CLASS	ROUND	PICK	TEAM	SLOT VALUE
Wyatt Landford	Jr.	1	4	Texas Rangers	\$7,700,000
Hurston Waldrep	Jr.	1	24	Atlanta Braves	\$3,270,000
Brandon Sproat	Jr.*	2	56	New York Mets	\$1,470,000
Josh Rivera	Jr.*	3	81	Chicago Cubs	\$872,400
Philip Abner	So.	6	175	Arizona Diamondbacks	\$328,300
Colby Halter	Jr.	17	496	Oakland Athletics	\$125,000

2024 MLB DRAFT (5)

PLAYER	CLASS	ROUND	PICK	TEAM	SLOT VALUE
Jac Caglianone	Jr.	1	6	Kansas City Royals	\$7,500,000
Brandon Neely	Jr.	3	86	Boston Red Sox	\$8,788,000
Fisher Jameson	Jr.	10	288	Colorado Rockies	\$1,858,000
Ryan Slater	RS Jr.	18	538	San Francisco Giants	\$125,000
Colby Shelton	So.	20	590	Washington Nationals	\$125,300

2022 MLB DRAFT (4)

PLAYER	CLASS	ROUND	PICK	TEAM	SLOT VALUE
Sterlin Thompson	So.	1	31	Colorado Rockies	\$2,430,500
Hunter Barco	So.*	2	44	Pittsburgh Pirates	\$1,776,100
Jud Fabian	Jr.*	2	67	Baltimore Orioles	\$1,026,800
Brandon Sproat	So.*	3	90	New York Mets	\$691,300

CURRENT FLORIDA GATORS IN AFFILIATED MAJOR/MINOR LEAGUE BASEBALL

NAME	HIGHEST LEVEL REACHED	CURRENT TEAM	PARENT CLUB
Philip Abner	MLB	Arizona Diamondbacks	
Pete Alonso	MLB	Baltimore Orioles	
Harrison Bader	MLB	San Francisco Giants	
Hunter Barco	MLB	Pittsburgh Pirates	
Jac Caglianone	MLB	Kansas City Royals	
Alex Faedo	MLB	Free Agency	Free Agency
Jonathan India	MLB	Kansas City Royals	
Jackson Kowar	MLB	Minnesota Twins	
Wyatt Langford	MLB	Texas Rangers	
A.J. Puk	MLB	Arizona Diamondbacks	
Christian Scott	MLB	New York Mets	
Brady Singer	MLB	Cincinnati Reds	
Brandon Sproat	MLB	Milwaukee Brewers	
Hurston Waldrep	MLB	Atlanta Braves	
Danny Young	MLB	Atlanta Braves	
Jacob Young	MLB	Washington Nationals	
Franco Aleman	Triple-A	Columbus Clippers (Triple-A)	Cleveland Guardians
Shaun Anderson	MLB	Salt Lake Bees (Triple-A)	Los Angeles Angels
Dane Dunning	MLB	Tacoma Rainiers	Seattle Mariners
Jud Fabian	Triple-A	Norfolk Tides (Triple-A)	Baltimore Orioles
Colby Halter	Triple-A	Las Vegas Aviators (Triple-A)	Athletics
Nathan Hickey	Triple-A	Worcester Red Sox (Triple-A)	Boston Red Sox
Mark Kolozsvary	MLB	Lehigh Valley IronPigs (Triple-A)	Philadelphia Phillies
Jack Leftwich	Triple-A	Columbus Clippers (Triple-A)	Seattle Mariners
Tommy Mace	Triple-A	Columbus Clippers (Triple-A)	Cleveland Guardians
Richie Martin	MLB	Round Rock Express (Triple-A)	Texas Rangers
Josh Rivera	Triple-A	Buffalo Bisons (Triple-A)	Toronto Blue Jays
Sterlin Thompson	Triple-A	Albuquerque Isotopes (Triple-A)	Colorado Rockies
Bobby Boser	Single-A	Stockton Ports (Single-A)	Athletics
Jake Clemente	Single-A	Jupiter Hammerheads (Single-A)	Miami Marlins
Pierce Coppola	Single-A	Myrtle Beach Pelicans (Single-A)	Chicago Cubs
Brody Donay	Single-A	Charleston Riverdogs (Single-A)	Tampa Bay Rays
Fisher Jameson	Single-A	Fresno Grizzlies (Single-A)	Colorado Rockies
Brandon Neely	Single-A	Salem Red Sox (Single-A)	Boston Red Sox
Colby Shelton	Single-A	Kannapolis Cannon Ballers (Single-A)	Chicago White Sox
Ryan Slater	Single-A	San Jose Giants (Single-A)	San Francisco Giants
Luke Heyman	Rookie	FCL Red Sox (Rookie)	Boston Red Sox
Anthony DeSclafani	MLB	Free Agency	Free Agency
Dalton Guthrie	MLB	Free Agency	Free Agency
Kirby Sneed	MLB	Free Agency	Free Agency



CONRDON FAMILY BALLPARK at ALFRED A. McKETHAN FIELD (Capacity: 7,000)

"You get one chance to build these types of facilities ... facilities that will change the landscape of a program for generations to come. It's exciting to think of the impact the new ballpark will have on future Gators players, coaches and fans."

--Scott Stricklin, Athletics Director



On February 8, 2019, the University Athletic Association broke ground on Conrdon Family Ballpark. Construction on the (estimated) \$65 million ballpark, located on the southwest part of the University of Florida campus adjacent to Disney Stadium, was completed in June 2020.

Conrdon Family Ballpark features a 360-degree open concourse, shade structure for fans, multiple seating and game experience options, high-definition video and sound, enhanced concession space and food options, and multiple prominent entry gates.

State Attendance Records

From June 9-10, 2023 vs. South Carolina, Florida set the record for the two largest on-campus baseball crowds in state history with official attendance marks of 8,439 and 8,851 in games one and two of Super Regionals.



FLORIDA GATORS BASEBALL - TOP ATTENDANCE ALL-TIME

Rank	Att.	Opponent	Date
1.	9,303	MIAMI	3/1/25
2.	8,851	SOUTH CAROLINA	6/10/2023*
3.	8,439	SOUTH CAROLINA	6/9/2023*
4.	8,437	COLUMBIA	2/24/24
5.	8,306	LSU	3/26/22
6.	8,155	DAYTON	2/22/25
7.	8,142	FLORIDA STATE	3/12/24
8.	8,109	SOUTH CAROLINA	4/13/24
9.	8,081	MIAMI	3/3/23
10.	7,898	ST. JOHN'S	2/16/24
11.	7,869	SOUTH CAROLINA	4/12/24
12.	7,853	MIAMI	3/4/23
13.	7,783	KENNESAW STATE	2/21/26
14.	7,683	HIGH POINT	3/1/26
15.	7,632	GEORGIA	4/15/23

2017 NATIONAL CHAMPIONS | 14 COLLEGE WORLD SERIES APPEARANCES | 16 SEC CHAMPIONSHIPS | 25 SEC EASTERN DIVISION TITLES | 7 SEC TOURNAMENT CHAMPIONSHIPS



1988

1991

1996

1998

2005

2010

2011

2012

2015

2016

2017

2018

2023

2024



CONDRON FAMILY BALLPARK at ALFRED A. McKETHAN FIELD

Student-athletes have a private nutrition area, team lounge, film room, team meeting room, expanded locker room, indoor pitching and batting cages, and an enhanced training and rehabilitation area. The staff has individual office space for all coaches and a reception area celebrating the program's achievements.



"The place (is) incredible. As soon as you drive up there, see that thing dominate the horizon, it makes an incredible first impression. It's the best baseball program in college baseball, and it deserves to have a top-notch facility. Now it does."
 --Aaron Fitt, D1Baseball

2021 College Ballpark of the Year

Ballpark Digest named Condron Family Ballpark the publication's 2021 College Ballpark of the Year on Dec. 22, 2021. The accolade came as part of the annual Ballpark Digest Awards, which hands out a widespread array of honors in the sport of baseball – such as Executive of the Year, Broadcaster of the Year and more.



Dimensions Comparison

Condron Ballpark		McKethan Stadium
330 (5' 6" wall)	Left	326 (8' wall)
380 (8')	Left Center	365 (8')
400 (8')	Center	400 (6')
380 (8')	Right Center	375 (6')
330 (5' 6")	Right	321 (6')

2017 NATIONAL CHAMPIONS | 14 COLLEGE WORLD SERIES APPEARANCES | 16 SEC CHAMPIONSHIPS | 25 SEC EASTERN DIVISION TITLES | 7 SEC TOURNAMENT CHAMPIONSHIPS



ALPHABETICAL ROSTER

#	NAME	POSITION	B/T	CLASS
22	Barberi, Jackson	RHP	R/R	SO
23	Barlow, Billy	RHP	R/R	RS SR
0	Bastian, Jaden	OF	R/R	JR
33	Biemiller, McCall	LHP	S/L	SO
34	Blair, Eli	LHP	L/L	FR
24	Brookins, Blake	OF	L/R	JR
14	Bowen, Karson	C	R/R	SR
5	Cyr, Blake	OF	R/R	SR
35	Hoyt, Jackson	LHP	L/L	FR
37	Jenkins, Matthew	RHP	R/R	JR
3	Jones, Kyle	OF	R/R	RS SO
43	Kendall, Jacob	OF	L/R	FR
47	King, Aidan	RHP	L/R	SO
4	Kurland, Cade	INF	R/R	RS JR
32	Kurland, Rivers	LHP	R/L	FR
11	Lawson, Brendan	INF	L/R	SO
44	Lugo-Canchola, Ernesto	LHP	L/L	GR
28	Malzone, AJ	C	L/R	JR
21	McDonald, Caden	RHP/1B	R/R	RS SO
9	McNeillie, Luke	RHP	L/R	JR
2	Miller, Sam	INF	R/R	SR
18	Moss, Cooper	RHP	R/R	FR
25	Myers, Kolt	INF	R/R	RS FR
1	Nadeau, Justin	INF/OF	L/R	SR
6	Partridge, Nic	INF	L/R	FR
12	Peterson, Liam	RHP	R/R	JR
31	Reeth, Ricky	RHP	L/R	RS SR
8	Rodriguez, Christian	RHP	R/R	RS SO
27	Rowland, Blaine	RHP	R/R	SO
17	Sandefur, Russell	RHP	R/R	JR
20	Sandford, Schuyler	RHP	R/R	RS FR
49	Schwarz, Colton	INF	R/R	FR
45	Seo, Minjae	RHP	R/R	FR
29	Stanford, Cole	C	R/R	GR
26	Strayer, Cash	OF	L/R	FR
13	Stripling, Landon	INF	L/R	JR
10	Surowiec, Ethan	INF	R/R	SO
38	Walls, Cooper	RHP	R/R	SO
15	Whritenour, Joshua	RHP	L/R	RS FR
30	Wilson, Ashton	OF/INF	R/R	SR
16	Yost, Hayden	OF	L/L	JR

COACHING STAFF

Head Coach:	Kevin O'Sullivan (Virginia '91) - 19th season
Associate Head Coach:	Tom Slater (VMI '90)
Assistant Coach:	Taylor Black (Kentucky '14)
Pitching Coach:	David Kopp (Clemson '16)
Dir. of Player Development:	Mike Rivera (Florida '17)
Student Assistant Coach:	Michael Byrne (Florida '18)
Senior Performance Coach:	Shawn Burke (Rochester '14)
General Manager:	Zach Cronin (Florida '17)

SUPPORT STAFF

Director of Operations:	Buddy Munroe
Asst. Dir. of Equipment:	Edmund Boyd
Asst. Dir. of Student Services:	Ann Hughes
Baseball Groundskeeper:	Anthony Aubrey
Program Assistant:	Orlando Prescott
Athletic Trainer:	Jarrett Schweim
Performance Dietitian:	Julia Skinner
Athletic Training Intern:	Brolin VanHuss
Student Managers:	Ben White, Jonathan Caianiello, Bryce Carsey, Jack Goodman, Brooks Hicken, Hayden Magaha, Zach Mitchell

NUMERICAL ROSTER

#	NAME	POSITION	HEIGHT	WEIGHT	B/T	CLASS	HOMETOWN / HIGH SCHOOL / PREVIOUS SCHOOL
0	Jaden Bastian	OF	5-10	195	R/R	JR	Winter Garden, Fla. / The First Academy / Jacksonville
1	Justin Nadeau	INF/OF	6-0	190	L/R	SR	St. Johns, Fla. / Bartram Trail / Jacksonville
2	Sam Miller	INF	6-0	210	R/R	SR	McMurray, Pa. / Peters Township / Columbia
3	Kyle Jones	OF	6-3	190	R/R	RS SO	Athens, Ga. / North Oconee / Stetson
4	Cade Kurland	INF	5-11	195	R/R	RS JR	Tampa, Fla. / Berkeley Prep
5	Blake Cyr	OF	5-11	195	R/R	SR	Windermere, Fla. / Windermere / Miami
6	Nic Partridge	INF	6-0	170	L/R	FR	Lakeland, Fla. / Mulberry Senior
8	Christian Rodriguez	RHP	6-0	210	R/R	RS SO	Coral Springs, Fla. / Marjory Stoneman Douglas
9	Luke McNeillie	RHP	6-3	200	L/R	JR	Milton, Ga. / Milton
10	Ethan Surowiec	INF	6-1	235	R/R	SO	Gulfport, Miss. / Gulfport / Ole Miss
11	Brendan Lawson	INF	6-3	215	L/R	SO	Toronto, Ontario / P27 Academy
12	Liam Peterson	RHP	6-5	225	R/R	JR	Palm Harbor, Fla. / Calvary Christian
13	Landon Stripling	INF	6-0	200	L/R	JR	Lawrenceville, Ga. / Parkview / Texas Tech
14	Karson Bowen	C	5-11	235	R/R	SR	Anaheim Hills, Calif. / Orange Lutheran / TCU
15	Joshua Whritenour	RHP	6-2	210	L/R	RS FR	Tampa, Fla. / A3 Academy
16	Hayden Yost	OF	6-1	200	L/L	JR	Tampa, Fla. / Sickles
17	Russell Sandefur	RHP	6-1	200	R/R	JR	Tampa, Fla. / Robinson / Saint Leo / UCF
18	Cooper Moss	RHP	6-3	225	R/R	FR	Panama City Beach, Fla. / J.R. Arnold
20	Schuyler Sandford	RHP	6-6	225	R/R	RS FR	Jacksonville, Fla. / St. John's Country Day
21	Caden McDonald	RHP/1B	6-3	200	R/R	RS SO	Tampa, Fla. / Sickles
22	Jackson Barberi	RHP	6-4	205	R/R	SO	Snellville, Ga. / Brookwood
23	Billy Barlow	RHP	6-2	230	R/R	RS SR	North Myrtle Beach, S.C. / North Myrtle Beach / Clemson
24	Blake Brookins	OF	6-5	230	L/R	JR	Palmetto Bay, Fla. / Miami Palmetto
25	Kolt Myers	INF	6-2	205	R/R	RS FR	St. Augustine, Fla. / St. John's Country Day
26	Cash Strayer	OF	6-2	195	L/R	FR	Tampa, Fla. / Plant
27	Blaine Rowland	RHP	6-3	230	R/R	SO	Plant City, Fla. / Durant
28	AJ Malzone	C	5-11	200	L/R	JR	Manteno, Ill. / St. Rita of Cascia / Wabash Valley College
29	Cole Stanford	C	6-0	210	R/R	GR	Ellerslie, Ga. / Harris County / Lenoir-Rhyne
30	Ashton Wilson	OF/INF	6-0	195	R/R	SR	Orlando, Fla. / TNXL Academy / Charleston Southern
31	Ricky Reeth	RHP	6-4	205	L/R	RS SR	Windermere, Fla. / West Orange / Notre Dame
32	Rivers Kurland	LHP	5-11	185	R/L	FR	Tampa, Fla. / Berkeley Prep
33	McCall Biemiller	LHP	6-2	185	S/L	SO	Tampa, Fla. / Tampa Jesuit
34	Eli Blair	LHP	6-8	225	L/L	FR	Panama City Beach, Fla. / J.R. Arnold
35	Jackson Hoyt	LHP	6-3	210	L/L	FR	Brooksville, Fla. / Nature Coast Technical
37	Matthew Jenkins	RHP	6-6	195	R/R	JR	Live Oak, Fla. / Lafayette / Santa Fe CC
38	Cooper Walls	RHP	6-5	225	R/R	SO	San Diego, Calif. / La Costa Canyon HS / Hawaii
43	Jacob Kendall	OF	6-1	200	L/R	FR	St. Augustine, Fla. / A3 Academy
44	Ernesto Lugo-Canchola	LHP	6-5	235	L/L	GR	Pleasant Grove, Utah / Pleasant Grove / Utah / Northwest Nazarene
45	Minjae Seo	RHP	6-1	190	R/R	FR	Carrollton, Tex. / Hebron
47	Aidan King	RHP	6-2	205	L/R	SO	Jacksonville, Fla. / Bishop John J. Snyder
49	Colton Schwarz	INF	6-0	200	R/R	FR	Jupiter, Fla. / Jupiter

SQUAD ANALYSIS

Position Starters Returning/Lost: 6 / 4

Total Pitchers Returning/Lost: 12 / 9

Letterwinners Returning/Lost: 19 / 13

Total Players/Newcomers: 41 / 19

Class Breakdown: Graduates - 2; Seniors - 7; Juniors - 10; Sophomores - 10; Freshmen - 12

Newcomer Breakdown: 19 (Freshmen - 9; Transfers - 10)

States: Florida - 27, Georgia - 5, California - 2, Illinois, Mississippi, Ontario, Pennsylvania, South Carolina, Texas, Utah - 1


How They Hit: Right - 24, Left - 16, Switch - 1

How They Throw: Right - 35, Left - 6

How They Pitch: Right - 16, Left - 5

PRONUNCIATION GUIDE


Jackson Barberi	bar-BEAR-ry
Jaden Bastian	BASS-tee-in
Cade Kurland	ker-lind
Ernesto Lugo-Canchola	Lew-go Can-cho-luh
Luke McNeillie	mick-neely
Justin Nadeau	NAY-dough
Russell Sandefur	SAN-duh-fur
Schuyler Sandford	Skyler Sanford
Colton Schwarz	shwarts
Minjae Seo	MIN-jay So
Ethan Surowiec	sir-UH-wick
Joshua Whritenour	WRITE-ner
Hayden Yost	rhymes with "host"



1 JUSTIN NADEAU



2 SAM MILLER



3 KYLE JONES



4 CADE KURLAND



5 BLAKE CYR



6 NIC PARTRIDGE



8 CHRISTIAN RODRIGUEZ



9 LUKE MCNEILLIE



10 ETHAN SUROWIEC



11 BRENDAN LAWSON



12 LIAM PETERSON



13 LANDON STRIPLING



14 KARSON BOWEN



15 JOSHUA WHRITENOUR



16 HAYDEN YOST



17 RUSSELL SANDEFER



18 COOPER MOSS



20 SCHUYLER SANDFORD



21 CADEN MCDONALD




22 JACKSON BARBERI



23 BILLY BARLOW



24 BLAKE BROOKINS



25 KOLT MYERS



26 CASH STRAYER



27 BLAINE ROWLAND



28 AJ MALZONE



29 COLE STANFORD




30 ASHTON WILSON



31 RICKY REETH



32 RIVERS KURLAND



33 MCCALL BIEMILLER



34 ELI BLAIR




35 JACKSON HOYT



37 MATTHEW JENKINS



38 COOPER WALLS



43 JACOB KENDALL



44 ERNESTO LUGO-CANCHOLA



45 MINJAE SEO



47 AIDAN KING



49 COLTON SCHWARZ