

LITTLE ROCK TROJANS

VS

ARKANSAS RAZORBACKS



OVERALL 19-13
CONFERENCE 7-2
HEAD COACH Chris Curry
CAREER RECORD 283-310 (12th year)

OVERALL 20-13
CONFERENCE 5-7
HEAD COACH 1,538-725
CAREER RECORD 1,538-725 (24th season)



2026 SCHEDULE/RESULTS

| | | | |
|------------|------------------------|---|----------|
| Feb. 13 | Eastern Michigan | W | 6-2 |
| Feb. 14 | Eastern Michigan | L | 6-11 |
| Feb. 15 | Eastern Michigan | W | 2-0 |
| Feb. 17 | at Memphis | W | 12-11 |
| Feb. 20 | West Georgia | W | 6-5 |
| Feb. 21 | West Georgia | W | 4-3 (11) |
| Feb. 22 | West Georgia | W | 6-1 |
| Feb. 24 | Memphis | L | 5-24 (7) |
| Feb. 27 | at Missouri State | L | 5-8 |
| Feb. 28 | at Missouri State (DH) | L | 5-7 |
| | at Missouri State (DH) | L | 4-9 |
| March 3 | at UAPB | L | 8-10 |
| March 6 | at UCA (DH) | L | 1-7 |
| | at UCA (DH) | W | 8-2 |
| March 7 | UCA | W | 7-2 |
| March 10 | Arkansas State | L | 5-12 |
| March 13 | at Samford | L | 4-5 |
| March 14 | at Samford | W | 5-1 |
| March 15 | at Samford | W | 12-2 (7) |
| March 17 | Oral Roberts | W | 11-1 (8) |
| March 18 | Oral Roberts | L | 1-11 (7) |
| March 20 | at Tennessee Tech* | W | 12-4 |
| March 21 | at Tennessee Tech* | W | 4-3 |
| March 22 | at Tennessee Tech* | W | 11-10 |
| March 24 | UAPB | W | 7-1 |
| March 27 | Southern Indiana* | L | 5-8 |
| March 28 | Southern Indiana* | W | 6-0 |
| March 29 | Southern Indiana* | W | 9-4 |
| March 31 | at Ole Miss | L | 4-7 |
| April 3 | at Western Illinois* | W | 6-5 (10) |
| April 4 | at Western Illinois* | W | 8-5 |
| April 5 | at Western Illinois* | L | 5-8 |
| April 7 | at Arkansas | | 6:00 pm |
| April 10 | at SIUE* | | 6:00 pm |
| April 11 | at SIUE* | | 4:00 pm |
| April 12 | at SIUE* | | 1:00 pm |
| April 14 | at Louisiana Tech | | 6:00 pm |
| April 17 | Eastern Illinois* | | 6:00 pm |
| April 18 | Eastern Illinois* | | 4:00 pm |
| April 19 | Eastern Illinois* | | 1:00 pm |
| April 21 | UTRGV | | 6:00 pm |
| April 22 | UTRGV | | 6:00 pm |
| April 24 | at Lindenwood* | | 6:00 pm |
| April 25 | at Lindenwood* | | 4:00 pm |
| April 26 | at Lindenwood* | | 1:00 pm |
| April 28 | at Arkansas State | | 6:00 pm |
| May 1 | Morehead State* | | 6:00 pm |
| May 2 | Morehead State* | | 4:00 pm |
| May 3 | Morehead State* | | 1:00 pm |
| May 5 | Arkansas State | | 6:00 pm |
| May 8 | at UT Martin* | | 6:00 pm |
| May 9 | at UT Martin* | | 4:00 pm |
| May 10 | at UT Martin* | | 1:00 pm |
| May 14 | SEMO* | | 6:00 pm |
| May 15 | SEMO* | | 4:00 pm |
| May 16 | SEMO* | | 1:00 pm |
| May 19-23 | OVC Tournament | | TBD |
| May 29-31 | NCAA Regional | | TBD |
| June 5-7 | NCAA Super Regionals | | TBD |
| June 12-26 | College World Series | | TBD |

MATCHUP



| | | |
|-------|---------|-------|
| 19-13 | w-l | 20-13 |
| 10-5 | home | 14-8 |
| 9-8 | away | 3-4 |
| 0-0 | neutral | 3-1 |
| L1 | streak | L1 |
| 6.4 | runs/g | 6.8 |
| .296 | b/avg. | .274 |
| .453 | slg% | .469 |
| .382 | obp % | .372 |
| 29 | sb | 40 |
| 5.49 | era | 4.23 |
| 151 | bb | 106 |
| 39 | hbp | 28 |
| 250 | so | 339 |
| .975 | fld.% | .978 |

Little Rock vs Western Illinois

GAME #32

Baum-Walker Stadium
Fayetteville Ark.

Dates April 7
Times 6 p.m.
TV ESPN+
Radio 103.7 The Buzz
Stats LRTrojans.com

2026 Trojan Leaders

| | | |
|-----------------|----------------------|------|
| Batting avg. | Kade Smith | .367 |
| Slug pct. | Kade Smith | .567 |
| Runs scored | Jerdy Lopez | 26 |
| Hits | Kade Smith | 44 |
| RBIs | Kade Smith | 27 |
| Doubles | Kade Smith | 10 |
| Home runs | Angel Cano | 5 |
| Stolen bases | Jerdy Lopez | 9 |
| ERA (starters) | Brigden Parker | 3.11 |
| Innings pitched | Brannon Westmoreland | 45.2 |
| Wins | Busick, Westmoreland | 3 |
| Strikeouts | Brannon Westmoreland | 38 |

OHIO VALLEY CONFERENCE STANDINGS

| TEAM | CONF. | OVERALL | PCT. | HOME | AWAY | L10 | STRK |
|------------------|-------|---------|------|------|-------|-----|------|
| SIUE | 8-1 | 16-15 | .516 | 9-5 | 7-10 | 8-2 | L1 |
| Eastern Illinois | 7-2 | 17-11 | .607 | 2-2 | 12-8 | 7-3 | W2 |
| Little Rock | 7-2 | 19-13 | .594 | 10-5 | 9-8 | 7-3 | L1 |
| SEMO | 6-3 | 22-10 | .688 | 14-3 | 8-7 | 7-3 | L1 |
| Southern Indiana | 4-5 | 19-13 | .594 | 12-3 | 7-10 | 5-5 | W1 |
| Morehead State | 4-5 | 15-16 | .484 | 5-4 | 10-12 | 5-5 | W4 |
| UT Martin | 3-6 | 15-16 | .484 | 13-7 | 2-9 | 5-5 | L3 |
| Western Illinois | 3-6 | 8-22 | .267 | 4-6 | 2-15 | 4-6 | W1 |
| Lindenwood | 2-7 | 14-17 | .452 | 10-9 | 4-8 | 4-6 | W1 |
| Tennessee Tech | 1-8 | 10-22 | .312 | 8-10 | 2-12 | 1-9 | L2 |

Home games in bold and played at Gary Hogan Field;
* Denotes OVC Game

x- OVC Regular season champion

z- OVC Tournament champion

LEADING OFF

• The Trojans return 17 members of last year’s team that won the OVC Tournament and made it to the final game of the Baton Rouge Regional.

• Little Rock was picked to finish fourth in the OVC Preseason Poll and returns a pair of All-OVC players from 2025 in seniors Cooper Chaplain and Ryan Geck.

• 3B Nico Baumbach returns to Little Rock for his seventh season after a one-year stop in Texas. Baumbach was an All-OVC selection in both 2023 and 2024.

• Baumbach sits fourth all-time in home runs for the Trojans with 23, and needs just 8 more long balls to set the program record.

• Little Rock’s roster includes seven (7) international players, including three from Canada, two from the Dominican Republic, one from Colombia, and one from Australia.

• Evan Lee takes over as pitching coach for Little Rock after being promoted in November. Lee is a Bryant, Ark. native and former player for the Arkansas Razorbacks and Washington Nationals.

• This is the last season Little Rock will compete in the OVC, as the Trojans will join the newly-formed United Athletic Conference for the 2027 season.

• Head coach Chris Curry signed a five-year extension prior to the season after leading the Trojans to an OVC Tournament title and the second NCAA appearance in program history.

UNIVERSITY INFORMATION

School.....University of Arkansas at Little Rock
 Athletic Department..... Little Rock
 Location..... Little Rock, Ark.
 School Founded..... 1927
 Enrollment..... 8,103
 Nickname..... Trojans
 Colors..... Maroon (Pantone 209), Silver (Pantone 877) and White
 Chancellor..... Dr. Christina Dreale
 Director of Athletics..... Frank M. Cuervo
 Athletics Phone..... 501-916-3167

STADIUM INFORMATION

Stadium Name..... Gary Hogan Field
 Year Opened..... 1978
 Capacity..... 1,000
 Surface..... Artificial Turf and Grass
 Dimensions..... 325-390-305

COACHING STAFF

Head Coach **Chris Curry**
 Alma Mater Arkansas Tech '08

Assistant Coaches
 Assistant Coach..... Matt Parker
 Assistant Coach..... Charles Gravett
 Assistant Coach..... Evan Lee
 Graduate Assistant..... Cole Clark
 Graduate Assistant..... Alex Seguire

TEAM INFORMATION

2026 Overall Record **19-13**
 Conference Record 7-2
 Home Record 10-5
 Road Record..... 9-8
 Neutral Site Record..... 0-0

TROJAN BASEBALL HISTORY

All-Time Record..... 1237-1528-1
 All-Time Division I Record * 1166-1429-1
 Independent (1975-80) 105-123
 Trans-America Athletic Conference (1981-91)..... 247-286-1
 Sun Belt Conference (1992-2022) 697-920
 Ohio Valley Conference (2023-Pres.) 100-88
 All-Time Conference Record 333-570
 Trans-America Athletic Conference (1981-91)..... 63-92
 Sun Belt Conference (1992-2022) 290-508
 Ohio Valley Conference (2023-Pres.) 48-34

ALL-TIME COACHING RECORDS

| Head Coach | Years | Overall | | | | Conf. | | |
|---------------|------------|---------|-----|---|------|-------|-----|------|
| | | W | L | T | Pct. | W | L | Pct. |
| Chris Curry | 2015-Pres. | 283 | 310 | 0 | .477 | 143 | 139 | .507 |
| Gary Hogan | 1986-96 | 274 | 299 | 0 | .478 | 76 | 131 | .367 |
| Jack Fulmer | 1975-85 | 202 | 252 | 1 | .446 | 22 | 38 | .367 |
| Brian Rhees | 1997-05 | 190 | 291 | 0 | .395 | 71 | 159 | .309 |
| Scott Norwood | 2009-14 | 148 | 178 | 0 | .454 | 65 | 111 | .369 |
| Jim Lawler | 2006-08 | 61 | 93 | 0 | .396 | 24 | 57 | .296 |

SPORTS INFORMATION

Baseball Contact **Nate Olson**
 Office Phone..... 501-258-6366
 Cell Phone..... 501-258-6366
 Email nolson@ualr.edu

SUPPORT STAFF

Athletic Performance..... Cody Duvall
 Athletic Trainer Joey Lednicki

SOCIAL MEDIA

Website LRTrojans.com
 Twitter @LittleRockBSB
 Instagram @LittleRockBSB
 Facebook Facebook.com/LittleRockBSB
 Live Video (Home) ESPN+

2026 TELEVISION & RADIO ROSTER



1 JERDY LOPEZ



2 MICHAEL O'BRIEN



4 EASTON ROE



5 BLAKE SIMPSON




6 BRODY BUNTING



7 TRENT JORDAN



8 COOPER CHAPLAIN



9 TREY HILL



10 JAKE MCCLURE



12 NOLAN FREUND



13 TAG ANDREWS



14 JOSH BEEZLEY




16 KADE SMITH



17 NICO BAUMBACH



18 PRESTON DAVIS



19 BRIGDEN PARKER



20 ZACH BUSICK



21 WAYLON SEBREN



23 JACK CLINE



24 CADE MARTIN



25 TY RHOADES



26 ANGEL CANO



27 RYAN GECK



28 AUSTIN COYLE



29 DAVID STANLEY



30 BRANNON WESTMORELAND




31 HUNTER ROYAL




32 MALCOLM BROWN




33 LUKE SCHIMMELS



34 BLAKE VAN CLEVE



35 BRETT GASTMAN



36 LANCE ANDERSON




38 GAGE HALEY




39 JACK BILSKI



42 RUSS MARTIN



43 BRAYDEN WALLS



44 LUIS CASTILLO



45 NIC BRONZINI



46 ISAAC EVANIEW

2026 LITTLE ROCK BASEBALL ROSTER

| No. | Name | Pos. | B/T | Class | Hometown | Previous School |
|-----|----------------------|------|-----|-------|----------------------|-----------------------|
| 1 | Jerdy Lopez | SS | R/R | Jr. | Santo Domingo, DR | Western Oklahoma CC |
| 2 | Michael O'Brien | CF | L/L | Jr. | River Ridge, La. | Mississippi State |
| 4 | Easton Roe | 1B | L/L | Jr. | Pleasant Hill, Mo. | Johnson County CC |
| 5 | Blake Simpson | INF | L/R | R-Jr. | Toronto, Ontario | Missouri |
| 6 | Brody Bunting | P | R/R | Sr. | Sherwood, Ark. | Johnson County CC |
| 7 | Trent Jordan | P | R/R | R-Jr. | Mountain Home, Ark. | Mountain Home JC |
| 8 | Cooper Chaplain | 2B | L/R | Sr. | Jackson, Miss. | Meridian CC |
| 9 | Trey Hill | CF | R/R | Sr. | Fayetteville, Ark. | Farmington HS |
| 10 | Jake McClure | UTIL | L/R | R-Jr. | Gardner, Kans. | Johnson County CC |
| 12 | Nolan Freund | 3B | R/R | Jr. | Kingman, Kans. | Cloud County CC |
| 13 | Tag Andrews | P | R/R | R-Fr. | Maumelle, Ark. | Arkansas |
| 14 | Josh Beezley | P | R/R | Sr. | Wheeler Heights, NSW | National Park College |
| 16 | Kade Smith | OF | R/R | R-So. | Searcy, Ark. | Harding |
| 17 | Nico Baumbach | 3B | R/R | R-Sr. | Eules, Texas | Lubbock Christian |
| 18 | Preston Davis | P | R/R | R-Sr. | Texarkana, Texas | Redwater HS |
| 19 | Brigden Parker | P | L/L | R-Sr. | Holly, Colo. | Kansas |
| 20 | Zach Busick | P | R/R | Jr. | England, Ark. | Carlisle HS |
| 21 | Waylon Sebren | P | R/R | Sr. | Puckett, Miss. | Memphis |
| 23 | Jack Cline | P | R/R | Sr. | Little Rock, Ark. | NOC-Ednid |
| 24 | Cade Martin | C | R/R | So. | Texarkana, Texas | Pleasant Grove HS |
| 25 | Ty Rhoades | UTIL | L/R | Sr. | Jonesboro, Ark. | Jonesboro HS |
| 26 | Angel Cano | 1B | R/R | Sr. | Cartagena, Colombia | Western Oklahoma CC |
| 27 | Ryan Geck | UTIL | R/R | Sr. | Long Beach, Calif. | Long Beach CC |
| 28 | Austin Coyle | OF | R/R | R-Jr. | Kamloops, B.C. | Cloud County CC |
| 29 | David Stanley | OF | R/R | Jr. | Toronto, Ontario | Conners State |
| 30 | Brannon Westmoreland | P | R/R | Jr. | Haskell, Okla. | Conners State |
| 31 | Hunter Royal | P | L/L | Sr. | Rogers, Ark. | South Arkansas CC |
| 32 | Malcolm Brown | P | R/R | Sr. | Texarkana, Texas | Redwater HS |
| 33 | Luke Schimmels | P | R/R | R-So. | Edmond, Okla. | Cowley County CC |
| 34 | Blake Van Cleve | P | R/R | Sr. | Plano, Texas | Northeast Texas CC |
| 35 | Brett Gasman | P | L/L | R-Sr. | Little Rock, Ark. | Charleston Southern |
| 36 | Lance Anderson S | S | R/R | Jr. | Boise, Idaho | Columbia Basin CC |
| 38 | Gage Haley | P | R/R | Jr. | Southaven, Miss. | Mississippi State |
| 39 | Jack Bilski | C | R/R | Jr. | La Porte, Texas | UA Rich Mountain |
| 42 | Russ Martin | P | R/R | Fr. | Russellville, Ark. | Russellville HS |
| 43 | Brayden Walls | P | L/L | Jr. | Boise, Idaho | Columbia Basin CC |
| 44 | Luis Castillo | OF | R/R | R-So. | Santo Domingo, DR | Western Oklahoma CC |
| 45 | Nic Bronzini | P | L/L | R-Jr. | San Ramon, Calif. | Washington |
| 46 | Isaac Evaniew | P | R/R | R-Sr. | Eugene, Ore. | Oregon |

COACHING STAFF

Head Coach – Chris Curry
 Matt Parker – Assistant Coach / Recruiting Coordinator
 Evan Lee – Assistant Coach / Pitching Coach
 Charles Gravett – Assistant Coach

SUPPORT STAFF

Tyler Sanders – Director of Clubhouse Operations
 Cody Duvall – Strength and Conditioning Coach
 Joey Lednicki – Athletic Trainer
 Cole Clark – Graduate Assistant
 Alex Seguine – Graduate Assistant

PRONUNCIATION GUIDE

BAUMBACH BOMB-bock
 BRONZINI bron-ZEE-nee
 EVANIEW EH-vuh-new
 FREUND FRIEND
 SEBREN SEE-bren

CHRIS CURRY *HEAD COACH*

Little Rock native Chris Curry is now in his 12th season at the helm of the Trojan baseball program, having been named head baseball coach at Little Rock on July 1, 2014. Curry has made his mark in Little Rock with an overall record of 264-297.

Curry's 2025 Little Rock squad put together the greatest postseason run in program history, falling just one game short of reaching the NCAA Super Regionals. After earning the eighth and final seed in the OVC tournament, the Trojans won five games in four days, including two wins over the top seed, Eastern Illinois, to clinch the second NCAA berth in program history.

During the NCAA Regional in Baton Rouge, the Trojans opened with a 7-0 loss to #1 LSU, but bounced back to win elimination games over Rhode Island and #20 Dallas Baptist. Little Rock then shocked the college baseball nation with a 10-4 win over LSU, forcing a winner-take-all championship game. Although the Trojans would fall in that game, 10-6, the national exposure made Little Rock the popular topic of conversation among national pundits. LSU would go on to win the 2025 College World Series.

In 2024, Curry earned his third Coach of the Year award as he led the Trojans to the program's first regular-season championship. Additionally, the 2024 season marked the program's highest win total (32), recording back-to-back 30+ win seasons for the first time in Trojan history.

In 2023, Little Rock finished second in the OVC standings, reaching the semifinals of the OVC Tournament. This all came as Little Rock recorded its second program win over Arkansas in an 11-4 dismantling of the fifth-ranked Razorbacks in Fayetteville on April 12 and he recorded his 200th career win over the course of the season.

During the 2022 season, Curry headed a Little Rock team that finished with a record of 24-27 in the Trojans final season competing in the Sun Belt Conference. This record included 20 wins at Gary Hogan Field which is the highest home win total in Curry's head coaching tenure at Little Rock and the most since 2014.

2019 was a banner year for Curry and the program as Little Rock won 29 games, the most for the program since 2010, as the Trojans set a new benchmark for conference wins in a season with 18. Going 18-11, Little Rock earned the number three overall seed in the 2019 Sun Belt tournament, tied for its best seeding in program history.

In 2018, Curry was inducted into the Mississippi Junior College Hall of Fame for his accomplishments as a player from 1997-98 as well as a coach from 2011-12.

Before coming to Little Rock, Curry was a top assistant and pitching coach at Northwestern State for two years and previously worked on the baseball staffs at Arkansas, Arkansas Tech, Hendrix and Meridian Community College.

He played two seasons at Meridian CC and was Baseball America's No.



LITTLE ROCK COACHING HISTORY

| YEAR | SCHOOL | W | L | PCT. |
|--------------|-----------------|------------|------------|-------------|
| 2015 | Little Rock | 16 | 33 | .327 |
| 2016 | Little Rock | 26 | 28 | .481 |
| 2017 | Little Rock | 21 | 34 | .382 |
| 2018 | Little Rock | 28 | 28 | .500 |
| 2019 | Little Rock | 29 | 28 | .509 |
| 2020 | Little Rock | 9 | 8 | .529 |
| 2021 | Little Rock | 21 | 30 | .412 |
| 2022 | Little Rock | 24 | 27 | .471 |
| 2023 | Little Rock | 31 | 23 | .574 |
| 2024 | Little Rock | 32 | 24 | .571 |
| 2025 | Little Rock | 27 | 34 | .443 |
| 2026 | Little Rock | 19 | 13 | .586 |
| TOTAL | 12 years | 283 | 310 | .477 |

1-rated junior college prospect in the nation in 1998. He was the starting catcher for Team USA's Junior College All-Star Team that same year. He led all SEC catchers in fielding percentage in 1999 before being chosen by the Chicago Cubs in the ninth round of the 1999 MLB Draft.

A veteran of seven years as a catcher in professional baseball with the Chicago Cubs and San Francisco Giants organizations, Curry's selection by Chicago marked his fourth time being drafted. He was selected by the San Francisco Giants in the 26th round as a high school senior in 1996 and twice by the Detroit Tigers, first in the 17th round in 1997 and again in the 52nd round in 1998.

Curry was a 1998 Cape Cod League All-Star and in 2018 was inducted into the Mississippi Junior College Hall of Fame for his playing career while at Meridian. He is married to the former Chassity Cossey of Hamburg, Arkansas. The couple has one son, Caleb Christopher, and one daughter, Lily Marie.

CHASING HISTORY

25-TY RHOADES

Little Rock senior Ty Rhoades continues his pursuit of several career program records entering his final season with the Trojans.

Here's a look at where he currently stands in Little Rock Baseball history:



| | |
|---------------------|---------------|
| AT-BATS | |
| Currently | 3rd 715 |
| From Record | 131 |
| HITS | |
| Currently | 4th 196 |
| From Record | 82 |
| RBI | |
| Currently | 2nd 132 |
| From Record | 30 |
| TOTAL BASES | |
| Currently | 2nd 340 |
| From Record | 123 |
| GAMES PLAYED | |
| Currently | 5th 187 |
| From Record | 39 |

2026 TEAM SUMMARY

Record: 19-13 Home: 10-5 Away: 9-8 Neutral: 0-0 Conference: 7-2 Extra Inn: 2-0
Vs. Ranked: 0-0

| DATE | OPPONENT | SCORE | PLAYER | AVG | SLUG | OBP | GP | AB | R | H | 2B | 3B | HR | RBI | BB | K | SB | CS | E |
|--------|------------------------|---------|--|-------|-------|------|----|------|-----|-----|-------|-----|-----|-----|-----|-----|-------|----|----|
| 02-13 | Eastern Michigan | W 6-1 | SMITH, Kade | .367 | .567 | .458 | 32 | 120 | 24 | 44 | 10 | 1 | 4 | 27 | 18 | 15 | 7 | 4 | 0 |
| 02-14 | Eastern Michigan | L 6-11 | BILSKI, Jack | .360 | .420 | .404 | 21 | 50 | 11 | 18 | 0 | 0 | 1 | 6 | 4 | 7 | 0 | 0 | 2 |
| 02-15 | Eastern Michigan | W 2-0 | ROE, Easton | .341 | .495 | .412 | 30 | 91 | 9 | 31 | 6 | 1 | 2 | 16 | 8 | 14 | 0 | 0 | 1 |
| 02-17 | at Memphis | W 12-11 | FREUND, Nolan | .330 | .473 | .388 | 29 | 91 | 15 | 30 | 4 | 0 | 3 | 16 | 7 | 5 | 2 | 0 | 2 |
| 02-20 | West Georgia | W 6-5 | MARTIN, Cade | .314 | .471 | .397 | 29 | 102 | 18 | 32 | 7 | 0 | 3 | 16 | 14 | 18 | 0 | 1 | 3 |
| 02-21+ | West Georgia | W 4-3 | CANO, Angel | .307 | .509 | .373 | 30 | 114 | 24 | 35 | 8 | 0 | 5 | 13 | 7 | 19 | 0 | 1 | 1 |
| 02-22 | West Georgia | W 6-1 | LOPEZ, Jerdy | .286 | .357 | .417 | 31 | 98 | 26 | 28 | 3 | 2 | 0 | 15 | 18 | 12 | 9 | 3 | 3 |
| 02-24 | Memphis | L 5-24 | RHOADES, Ty | .258 | .423 | .308 | 29 | 97 | 11 | 25 | 8 | 1 | 2 | 25 | 6 | 26 | 0 | 1 | 1 |
| 02-27 | at Missouri State | L 5-8 | BAUMBACH, Nico | .250 | .412 | .350 | 22 | 68 | 12 | 17 | 5 | 0 | 2 | 7 | 8 | 10 | 1 | 0 | 2 |
| 02-28 | at Missouri State | L 5-7 | CHAPLAIN, Cooper | .197 | .355 | .291 | 29 | 76 | 10 | 15 | 3 | 0 | 3 | 16 | 3 | 14 | 4 | 2 | 2 |
| 03-03 | at Arkansas-Pine Bluff | L 8-10 | SIMPSON, Blake | .368 | .632 | .538 | 11 | 19 | 6 | 7 | 2 | 0 | 1 | 6 | 5 | 5 | 0 | 0 | 0 |
| 03-06 | at Central Arkansas | L 1-7 | MCCLURE, Jake | .308 | .385 | .400 | 10 | 13 | 3 | 4 | 1 | 0 | 0 | 1 | 1 | 1 | 0 | 0 | 0 |
| 03-06 | Central Arkansas | W 8-2 | HILL, Trey | .296 | .481 | .441 | 12 | 27 | 6 | 8 | 2 | 0 | 1 | 5 | 6 | 7 | 0 | 0 | 2 |
| 03-08 | Central Arkansas | W 7-2 | OBRIEN, Michael | .255 | .345 | .349 | 29 | 55 | 9 | 14 | 3 | 1 | 0 | 4 | 5 | 11 | 6 | 1 | 0 |
| 03-10 | Arkansas State | L 5-12 | COYLE, Austin | .250 | .250 | .400 | 13 | 8 | 2 | 2 | 0 | 0 | 0 | 0 | 2 | 4 | 0 | 0 | 0 |
| 03-13 | at Samford | L 4-5 | GECK, Ryan | .243 | .595 | .349 | 20 | 37 | 8 | 9 | 2 | 1 | 3 | 9 | 5 | 8 | 0 | 0 | 1 |
| 03-14 | at Samford | W 5-1 | ANDERSON, Lance | .231 | .462 | .231 | 12 | 13 | 5 | 3 | 0 | 0 | 1 | 2 | 0 | 3 | 0 | 1 | 2 |
| 03-15 | at Samford | W 12-2 | CASTILLO, Luis | .167 | .333 | .318 | 9 | 18 | 1 | 3 | 0 | 0 | 1 | 2 | 2 | 8 | 0 | 0 | 0 |
| 03-17 | Oral Roberts | W 11-1 | STANLEY, David | .167 | .167 | .167 | 5 | 6 | 0 | 1 | 0 | 0 | 0 | 0 | 0 | 1 | 0 | 0 | 0 |
| 03-18 | Oral Roberts | L 1-11 | Totals | .296 | .453 | .382 | | 1103 | 200 | 326 | 64 | 7 | 32 | 186 | 119 | 188 | 29 | 14 | 29 |
| 03-20+ | at Tennessee Tech | W 12-4 | Opponents | .254 | .413 | .367 | | 1044 | 188 | 265 | 52 | 3 | 36 | 169 | 151 | 250 | 34 | 16 | 33 |
| 03-21+ | at Tennessee Tech | W 4-3 | LOB - Team (254), Opp (233). DPs turned - Team (22), Opp (22). CI - Team (0), Opp (0). IBB - Team (1): CANO, Angel (1). Picked off - Team (1): BAUMBACH, Nico (1). | | | | | | | | | | | | | | | | |
| 03-22+ | at Tennessee Tech | W 11-10 | PLAYER | ERA | W-L | APP | GS | CG | SHO | SV | IP | H | R | ER | BB | K | AVG | HR | |
| 03-24 | Ark.-Pine Bluff | W 7-1 | WALLS, Brayden | 2.51 | 1-0 | 11 | 1 | 0 | 1 | 0 | 14.1 | 14 | 7 | 4 | 8 | 10 | .255 | 2 | |
| 03-27+ | Southern Indiana | L 5-8 | PARKER, Brigden | 3.11 | 2-2 | 8 | 8 | 0 | 1 | 0 | 37.2 | 30 | 15 | 13 | 18 | 31 | .222 | 5 | |
| 03-28* | Southern Indiana | W 6-0 | WESTMORELAND, Brannon | 3.94 | 3-1 | 8 | 8 | 0 | 0 | 0 | 45.2 | 47 | 21 | 20 | 10 | 38 | .258 | 2 | |
| 03-29+ | Southern Indiana | W 9-4 | HALEY, Gage | 5.11 | 3-1 | 13 | 2 | 0 | 0 | 5 | 24.2 | 24 | 15 | 14 | 4 | 25 | .255 | 6 | |
| 04-01 | at Ole Miss | L 4-7 | BUSICK, Zach | 5.17 | 3-1 | 8 | 8 | 0 | 1 | 0 | 31.1 | 25 | 18 | 18 | 24 | 32 | .216 | 2 | |
| 04-02+ | at Western Ill. | W 6-5 | BROWN, Malcolm | 5.68 | 2-1 | 14 | 1 | 0 | 0 | 1 | 12.2 | 12 | 8 | 8 | 6 | 9 | .250 | 2 | |
| 04-04* | at Western Ill. | W 8-5 | BRONZINI, Nic | 8.25 | 0-1 | 6 | 3 | 0 | 0 | 0 | 12.0 | 15 | 13 | 11 | 6 | 19 | .300 | 3 | |
| 04-05* | at Western Ill. | L 5-8 | CLINE, Jack | 9.53 | 0-1 | 6 | 1 | 0 | 1 | 1 | 5.2 | 9 | 9 | 6 | 4 | 3 | .375 | 1 | |
| | | | EVANIEW, Isaac | 1.83 | 2-0 | 11 | 0 | 0 | 1 | 0 | 19.2 | 13 | 5 | 4 | 13 | 20 | .186 | 2 | |
| | | | ANDREWS, Tag | 1.93 | 0-0 | 6 | 0 | 0 | 0 | 3 | 14.0 | 9 | 5 | 3 | 5 | 10 | .176 | 1 | |
| | | | BEEZLEY, Josh | 4.41 | 2-0 | 14 | 0 | 0 | 0 | 1 | 16.1 | 18 | 8 | 8 | 4 | 8 | .300 | 2 | |
| | | | JORDAN, Trent | 4.66 | 0-0 | 8 | 0 | 0 | 0 | 0 | 9.2 | 8 | 7 | 5 | 3 | 7 | .222 | 1 | |
| | | | VAN CLEEVE, Blake | 9.00 | 0-0 | 2 | 0 | 0 | 0 | 0 | 2.0 | 2 | 2 | 2 | 3 | 2 | .250 | 0 | |
| | | | BUNTING, Brody | 9.00 | 0-1 | 9 | 0 | 0 | 0 | 0 | 8.0 | 7 | 8 | 8 | 11 | 9 | .280 | 1 | |
| | | | VAN CLEEVE, Blake | 11.12 | 0-1 | 6 | 0 | 0 | 0 | 0 | 5.2 | 4 | 7 | 7 | 7 | 5 | .250 | 1 | |
| | | | GASTMAN, Brett | 16.20 | 0-2 | 9 | 0 | 0 | 0 | 1 | 3.1 | 5 | 8 | 6 | 7 | 8 | .313 | 0 | |
| | | | ROYAL, Hunter | 17.18 | 0-1 | 5 | 0 | 0 | 0 | 0 | 3.2 | 2 | 7 | 7 | 7 | 2 | .167 | 1 | |
| | | | SCHIMMELS, Luke | 18.90 | 1-0 | 6 | 0 | 0 | 1 | 0 | 3.1 | 8 | 8 | 7 | 4 | 4 | .421 | 0 | |
| | | | DAVIS, Preston | 24.00 | 0-0 | 5 | 0 | 0 | 0 | 0 | 3.0 | 7 | 9 | 8 | 3 | 6 | .412 | 1 | |
| | | | MARTIN, Russ | 40.50 | 0-0 | 3 | 0 | 0 | 0 | 0 | 1.1 | 5 | 6 | 6 | 3 | 2 | .556 | 2 | |
| | | | SEBREN, Waylon | 99.00 | 0-0 | 1 | 0 | 0 | 0 | 0 | 0.0 | 1 | 2 | 2 | 1 | 0 | 1.000 | 1 | |
| | | | Totals | 5.49 | 19-13 | 32 | 0 | 2 | 12 | | 274.0 | 265 | 188 | 167 | 151 | 250 | .254 | 36 | |
| | | | Opponents | 5.80 | 13-19 | 32 | 0 | 0 | 5 | | 273.1 | 326 | 200 | 176 | 119 | 188 | .296 | 32 | |

PB - Team(8): BILSKI, Jack (7); HILL, Trey (1), Opp (2). Pickoffs - Team(7): VAN CLEEVE, Blake (2); BEEZLEY, Josh (1); PARKER, Brigden (1); WESTMORELAND, Brannon (1); HALEY, Gage (1); BRONZINI, Nic (1), Opp (1). SBA/ATT - MARTIN, Cade (13-19); BILSKI, Jack (13-19); HILL, Trey (8-12); ROYAL, Hunter (2-2); WALLS, Brayden (2-2); PARKER, Brigden (1-1); BUSICK, Zach (1-2); WESTMORELAND, Brannon (1-1); GASTMAN, Brett (1-1); BUNTING, Brody (1-2); JORDAN, Trent (1-1); HALEY, Gage (0-1); EVANIEW, Isaac (0-2).

| SCORE BY INNINGS | 1 | 2 | 3 | 4 | 5 | 6 | 7 | 8 | 9 | EX | TOTAL |
|------------------|----|----|----|----|----|----|----|----|----|----|-------|
| Little Rock | 22 | 26 | 25 | 20 | 24 | 23 | 19 | 26 | 11 | 4 | 200 |
| Opponents | 21 | 22 | 9 | 22 | 24 | 24 | 34 | 19 | 10 | 2 | 187 |

Win-loss breakouts - Day: 17-11; Night 2-2; 1-run games: 6-1; 2-run games: 1-2; 5+run games: 10-6; Shutouts: 2-0. Current win streak: 0; Home winning streak: 2. Attendance - Home: 5323 (avg 355); Away: 20823 (avg 1225); Total: 26146 (avg 817); vs LH SP: 3-2; vs RH SP: 16-11; Current streak: -1; Longest winning streak: 5; Longest losing streak: 6;

TEAM LEADERS *HITTING*

BATTING AVERAGE

| | | |
|---|----------------|------|
| 1 | SIMPSON, Blake | .368 |
| 2 | SMITH, Kade | .367 |
| 3 | BILSKI, Jack | .360 |
| 4 | ROE, Easton | .341 |
| 5 | FREUND, Nolan | .330 |

SLUGGING PCT

| | | |
|---|----------------|------|
| 1 | SIMPSON, Blake | .632 |
| 2 | GECK, Ryan | .595 |
| 3 | SMITH, Kade | .567 |
| 4 | CANO, Angel | .509 |
| 5 | ROE, Easton | .495 |

ON BASE PCT

| | | |
|---|----------------|------|
| 1 | SIMPSON, Blake | .538 |
| 2 | SMITH, Kade | .458 |
| 3 | HILL, Trey | .441 |
| 4 | LOPEZ, Jerdy | .417 |
| 5 | ROE, Easton | .412 |

RUNS SCORED

| | | |
|---|---------------|----|
| 1 | LOPEZ, Jerdy | 26 |
| 2 | SMITH, Kade | 24 |
| 3 | CANO, Angel | 24 |
| 4 | MARTIN, Cade | 18 |
| 5 | FREUND, Nolan | 15 |

HITS

| | | |
|---|---------------|----|
| 1 | SMITH, Kade | 44 |
| 2 | CANO, Angel | 35 |
| 3 | MARTIN, Cade | 32 |
| 4 | ROE, Easton | 31 |
| 5 | FREUND, Nolan | 30 |

RBIS

| | | |
|---|---------------|----|
| 1 | SMITH, Kade | 27 |
| 2 | RHOADES, Ty | 25 |
| 3 | FREUND, Nolan | 16 |
| 4 | MARTIN, Cade | 16 |
| 5 | ROE, Easton | 16 |

DOUBLES

| | | |
|---|--------------|----|
| 1 | SMITH, Kade | 10 |
| 2 | RHOADES, Ty | 8 |
| 3 | CANO, Angel | 8 |
| 4 | MARTIN, Cade | 7 |
| 5 | ROE, Easton | 6 |

TRIPLES

| | | |
|---|-----------------|---|
| 1 | LOPEZ, Jerdy | 2 |
| 2 | SMITH, Kade | 1 |
| 3 | OBRIEN, Michael | 1 |
| 4 | RHOADES, Ty | 1 |
| 5 | GECK, Ryan | 1 |

HOME RUNS

| | | |
|---|---------------|---|
| 1 | CANO, Angel | 5 |
| 2 | SMITH, Kade | 4 |
| 3 | FREUND, Nolan | 3 |
| 4 | MARTIN, Cade | 3 |
| 5 | GECK, Ryan | 3 |

TOTAL BASES

| | | |
|---|---------------|----|
| 1 | SMITH, Kade | 68 |
| 2 | CANO, Angel | 58 |
| 3 | MARTIN, Cade | 48 |
| 4 | ROE, Easton | 45 |
| 5 | FREUND, Nolan | 43 |

WALKS

| | | |
|---|----------------|----|
| 1 | LOPEZ, Jerdy | 18 |
| 2 | SMITH, Kade | 18 |
| 3 | MARTIN, Cade | 14 |
| 4 | BAUMBACH, Nico | 8 |
| 5 | ROE, Easton | 8 |

HIT BY PITCH

| | | |
|---|------------------|---|
| 1 | CHAPLAIN, Cooper | 7 |
| 2 | CANO, Angel | 5 |
| 3 | LOPEZ, Jerdy | 4 |
| 4 | FREUND, Nolan | 3 |
| 5 | SMITH, Kade | 3 |

SAC BUNTS

| | | |
|---|------------------|---|
| 1 | LOPEZ, Jerdy | 4 |
| 2 | OBRIEN, Michael | 3 |
| 3 | CHAPLAIN, Cooper | 2 |
| 4 | MCCLURE, Jake | 1 |
| 5 | SMITH, Kade | 1 |

SAC FLIES

| | | |
|---|----------------|---|
| 1 | FREUND, Nolan | 2 |
| 2 | BILSKI, Jack | 2 |
| 3 | SMITH, Kade | 1 |
| 4 | BAUMBACH, Nico | 1 |

STEAL ATTEMPTS

| | | |
|---|------------------|----|
| 1 | LOPEZ, Jerdy | 12 |
| 2 | SMITH, Kade | 11 |
| 3 | OBRIEN, Michael | 7 |
| 4 | CHAPLAIN, Cooper | 6 |
| 5 | FREUND, Nolan | 2 |

STRIKEOUTS

| | | |
|---|--------------|----|
| 1 | RHOADES, Ty | 26 |
| 2 | CANO, Angel | 19 |
| 3 | MARTIN, Cade | 18 |
| 4 | SMITH, Kade | 15 |
| 5 | ROE, Easton | 14 |

STOLEN BASES

| | | |
|---|------------------|---|
| 1 | LOPEZ, Jerdy | 9 |
| 2 | SMITH, Kade | 7 |
| 3 | OBRIEN, Michael | 6 |
| 4 | CHAPLAIN, Cooper | 4 |
| 5 | FREUND, Nolan | 2 |

AT BATS

| | | |
|---|--------------|-----|
| 1 | SMITH, Kade | 120 |
| 2 | CANO, Angel | 114 |
| 3 | MARTIN, Cade | 102 |
| 4 | LOPEZ, Jerdy | 98 |
| 5 | RHOADES, Ty | 97 |

GROUNDED INTO DP

| | | |
|---|----------------|---|
| 1 | BAUMBACH, Nico | 5 |
| 2 | SMITH, Kade | 3 |
| 3 | CANO, Angel | 2 |
| 4 | BILSKI, Jack | 2 |
| 5 | ROE, Easton | 2 |

CAUGHT STEALING

| | | |
|---|------------------|--|
| 1 | SMITH, Kade | |
| 2 | LOPEZ, Jerdy | |
| 3 | CHAPLAIN, Cooper | |
| 4 | OBRIEN, Michael | |
| 5 | MARTIN, Cade | |

GAMES PLAYED

| | | |
|---|---------------|----|
| 1 | SMITH, Kade | 32 |
| 2 | LOPEZ, Jerdy | 31 |
| 3 | CANO, Angel | 30 |
| 4 | ROE, Easton | 30 |
| 5 | FREUND, Nolan | 29 |

TOTAL PLATE APPEARANCES

| | | |
|---|--------------|-----|
| 1 | SMITH, Kade | 143 |
| 2 | CANO, Angel | 126 |
| 3 | LOPEZ, Jerdy | 124 |
| 4 | MARTIN, Cade | 116 |
| 5 | RHOADES, Ty | 105 |

STOLEN BASE PCT

| | | |
|---|------------------|--|
| 1 | FREUND, Nolan | |
| 2 | OBRIEN, Michael | |
| 3 | LOPEZ, Jerdy | |
| 4 | CHAPLAIN, Cooper | |
| 5 | SMITH, Kade | |

GAMES STARTED

| | | |
|---|---------------|----|
| 1 | LOPEZ, Jerdy | 31 |
| 2 | SMITH, Kade | 30 |
| 3 | CANO, Angel | 30 |
| 4 | MARTIN, Cade | 28 |
| 5 | FREUND, Nolan | 24 |

GAMES AS SUB

| | | |
|---|-----------------|----|
| 1 | OBRIEN, Michael | 17 |
| 2 | BEEZLEY, Josh | 14 |
| 3 | BROWN, Malcolm | 13 |
| 4 | COYLE, Austin | 12 |
| 5 | HALEY, Gage | 11 |

TEAM LEADERS *PITCHING*

| ERA | | |
|-----|-----------------------|------|
| 1 | EVANIEW, Isaac | 1.83 |
| 2 | ANDREWS, Tag | 1.93 |
| 3 | WALLS, Brayden | 2.51 |
| 4 | PARKER, Brigden | 3.11 |
| 5 | WESTMORELAND, Brannon | 3.94 |

| WINS | | |
|------|-----------------------|---|
| 1 | BUSICK, Zach | 3 |
| 2 | WESTMORELAND, Brannon | 3 |
| 3 | HALEY, Gage | 3 |
| 4 | BEEZLEY, Josh | 2 |
| 5 | PARKER, Brigden | 2 |

| INNINGS PITCHED | | |
|-----------------|-----------------------|------|
| 1 | WESTMORELAND, Brannon | 45.2 |
| 2 | PARKER, Brigden | 37.2 |
| 3 | BUSICK, Zach | 31.1 |
| 4 | HALEY, Gage | 24.2 |
| 5 | EVANIEW, Isaac | 19.2 |

| GAMES STARTED | | |
|---------------|-----------------------|---|
| 1 | PARKER, Brigden | 8 |
| 2 | BUSICK, Zach | 8 |
| 3 | WESTMORELAND, Brannon | 8 |
| 4 | BRONZINI, Nic | 3 |
| 5 | HALEY, Gage | 2 |

| WILD PITCHES | | |
|--------------|-----------------------|---|
| 1 | ANDREWS, Tag | 3 |
| 2 | WESTMORELAND, Brannon | 3 |
| 3 | DAVIS, Preston | 2 |
| 4 | BUSICK, Zach | 2 |
| 5 | GASTMAN, Brett | 2 |

| IBBS | | |
|------|-----------------------|---|
| 1 | ANDREWS, Tag | 1 |
| 2 | BEEZLEY, Josh | 1 |
| 3 | WESTMORELAND, Brannon | 1 |
| 4 | SCHIMMELS, Luke | 1 |
| 5 | VAN CLEEVE, Blake | 1 |

| SAC BUNTS ALLOWED | | |
|-------------------|-----------------------|---|
| 1 | WESTMORELAND, Brannon | 2 |
| 2 | BEEZLEY, Josh | 1 |
| 3 | PARKER, Brigden | 1 |
| 4 | HALEY, Gage | 1 |

| OPPOSING BATTING AVG | | |
|----------------------|-----------------|------|
| 1 | ROYAL, Hunter | .167 |
| 2 | ANDREWS, Tag | .176 |
| 3 | EVANIEW, Isaac | .186 |
| 4 | BUSICK, Zach | .216 |
| 5 | PARKER, Brigden | .222 |

| LOSSES | | |
|--------|-----------------------|---|
| 1 | PARKER, Brigden | 2 |
| 2 | GASTMAN, Brett | 2 |
| 3 | BUSICK, Zach | 1 |
| 4 | CLINE, Jack | 1 |
| 5 | WESTMORELAND, Brannon | 1 |

| STRIKEOUTS | | |
|------------|-----------------------|----|
| 1 | WESTMORELAND, Brannon | 38 |
| 2 | BUSICK, Zach | 32 |
| 3 | PARKER, Brigden | 31 |
| 4 | HALEY, Gage | 25 |
| 5 | EVANIEW, Isaac | 20 |

| BALKS | | |
|-------|-----------------------|---|
| 1 | WESTMORELAND, Brannon | 1 |
| 2 | VAN CLEEVE, Blake | 1 |
| 3 | BRONZINI, Nic | 1 |

| RUNNERS PICKED OFF | | |
|--------------------|-----------------------|---|
| 1 | VAN CLEEVE, Blake | 2 |
| 2 | BEEZLEY, Josh | 1 |
| 3 | PARKER, Brigden | 1 |
| 4 | WESTMORELAND, Brannon | 1 |
| 5 | HALEY, Gage | 1 |

| SAC FLIES ALLOWED | | |
|-------------------|-------------------|---|
| 1 | BUNTING, Brody | 3 |
| 2 | BEEZLEY, Josh | 1 |
| 3 | PARKER, Brigden | 1 |
| 4 | ROYAL, Hunter | 1 |
| 5 | VAN CLEEVE, Blake | 1 |

| SAVES | | |
|-------|----------------|---|
| 1 | HALEY, Gage | 5 |
| 2 | ANDREWS, Tag | 3 |
| 3 | BEEZLEY, Josh | 1 |
| 4 | CLINE, Jack | 1 |
| 5 | BROWN, Malcolm | 1 |

| APPEARANCES | | |
|-------------|----------------|----|
| 1 | BEEZLEY, Josh | 14 |
| 2 | BROWN, Malcolm | 14 |
| 3 | HALEY, Gage | 13 |
| 4 | WALLS, Brayden | 11 |
| 5 | EVANIEW, Isaac | 11 |

| GAMES IN RELIEF | | |
|-----------------|----------------|----|
| 1 | BEEZLEY, Josh | 14 |
| 2 | BROWN, Malcolm | 13 |
| 3 | HALEY, Gage | 11 |
| 4 | EVANIEW, Isaac | 11 |
| 5 | WALLS, Brayden | 10 |

| GAMES FINISHED | | |
|----------------|----------------|---|
| 1 | HALEY, Gage | 8 |
| 2 | BROWN, Malcolm | 4 |
| 3 | JORDAN, Trent | 4 |
| 4 | ANDREWS, Tag | 3 |
| 5 | GASTMAN, Brett | 3 |

| HIT BATTERS | | |
|-------------|-------------------|---|
| 1 | BUSICK, Zach | 8 |
| 2 | BEEZLEY, Josh | 5 |
| 3 | VAN CLEEVE, Blake | 4 |
| 4 | DAVIS, Preston | 3 |
| 5 | PARKER, Brigden | 3 |

| STRUCK OUT LOOKING | | |
|--------------------|-----------------------|----|
| 1 | BUSICK, Zach | 12 |
| 2 | WESTMORELAND, Brannon | 12 |
| 3 | PARKER, Brigden | 10 |
| 4 | HALEY, Gage | 7 |
| 5 | GASTMAN, Brett | 5 |

| HITS ALLOWED | | |
|--------------|-------------------|---|
| 1 | SEBREN, Waylon | 1 |
| 2 | ROYAL, Hunter | 2 |
| 3 | VAN CLEEVE, Blake | 2 |
| 4 | VAN CLEEVE, Blake | 4 |
| 5 | GASTMAN, Brett | 5 |

| RUNS ALLOWED | | |
|--------------|-------------------|---|
| 1 | SEBREN, Waylon | 2 |
| 2 | VAN CLEEVE, Blake | 2 |
| 3 | ANDREWS, Tag | 5 |
| 4 | EVANIEW, Isaac | 5 |
| 5 | MARTIN, Russ | 6 |

| EARNED RUNS ALLOWED | | |
|---------------------|-------------------|---|
| 1 | SEBREN, Waylon | 2 |
| 2 | VAN CLEEVE, Blake | 2 |
| 3 | ANDREWS, Tag | 3 |
| 4 | WALLS, Brayden | 4 |
| 5 | EVANIEW, Isaac | 4 |

| WALKS ALLOWED | | |
|---------------|-------------------|---|
| 1 | SEBREN, Waylon | 1 |
| 2 | DAVIS, Preston | 3 |
| 3 | VAN CLEEVE, Blake | 3 |
| 4 | MARTIN, Russ | 3 |
| 5 | JORDAN, Trent | 3 |

| DOUBLES ALLOWED | | |
|-----------------|-------------------|---|
| 1 | SEBREN, Waylon | 0 |
| 2 | CLINE, Jack | 0 |
| 3 | ROYAL, Hunter | 0 |
| 4 | JORDAN, Trent | 0 |
| 5 | VAN CLEEVE, Blake | 1 |

| TRIPLES ALLOWED | | |
|-----------------|-----------------|---|
| 1 | ANDREWS, Tag | 0 |
| 2 | BEEZLEY, Josh | 0 |
| 3 | DAVIS, Preston | 0 |
| 4 | PARKER, Brigden | 0 |
| 5 | BUSICK, Zach | 0 |

| HR ALLOWED | | |
|------------|-------------------|---|
| 1 | SCHIMMELS, Luke | 0 |
| 2 | VAN CLEEVE, Blake | 0 |
| 3 | GASTMAN, Brett | 0 |
| 4 | ANDREWS, Tag | 1 |
| 5 | DAVIS, Preston | 1 |

TEAM LEADERS *FIELDING***FIELDING PCT**

| | | |
|---|-----------------|-------|
| 1 | MCCLURE, Jake | 1.000 |
| 2 | ANDREWS, Tag | 1.000 |
| 3 | SMITH, Kade | 1.000 |
| 4 | PARKER, Brigden | 1.000 |
| 5 | OBRIEN, Michael | 1.000 |

ASSISTS

| | | |
|---|-----------------------|----|
| 1 | LOPEZ, Jerdy | 86 |
| 2 | CHAPLAIN, Cooper | 53 |
| 3 | FREUND, Nolan | 41 |
| 4 | BAUMBACH, Nico | 30 |
| 5 | WESTMORELAND, Brannon | 14 |

STOLEN BASES AGAINST

| | | |
|---|----------------|----|
| 1 | MARTIN, Cade | 13 |
| 2 | BILSKI, Jack | 13 |
| 3 | HILL, Trey | 8 |
| 4 | ROYAL, Hunter | 2 |
| 5 | WALLS, Brayden | 2 |

PASSED BALLS

| | | |
|---|--------------|---|
| 1 | BILSKI, Jack | 7 |
| 2 | HILL, Trey | 1 |

CHANCES

| | | |
|---|------------------|-----|
| 1 | CANO, Angel | 212 |
| 2 | LOPEZ, Jerdy | 131 |
| 3 | MARTIN, Cade | 116 |
| 4 | CHAPLAIN, Cooper | 103 |
| 5 | BILSKI, Jack | 100 |

ERRORS

| | | |
|---|----------------|---|
| 1 | LOPEZ, Jerdy | 3 |
| 2 | MARTIN, Cade | 3 |
| 3 | FREUND, Nolan | 2 |
| 4 | BAUMBACH, Nico | 2 |
| 5 | DAVIS, Preston | 2 |

CAUGHT STEALING BY

| | | |
|---|----------------|---|
| 1 | MARTIN, Cade | 6 |
| 2 | BILSKI, Jack | 6 |
| 3 | HILL, Trey | 4 |
| 4 | EVANIEW, Isaac | 2 |
| 5 | BUSICK, Zach | 1 |

CATCHERS INTERFERENCE**PUTOUTS**

| | | |
|---|--------------|-----|
| 1 | CANO, Angel | 205 |
| 2 | MARTIN, Cade | 101 |
| 3 | BILSKI, Jack | 89 |
| 4 | SMITH, Kade | 70 |
| 5 | ROE, Easton | 63 |

DOUBLE PLAYS

| | | |
|---|------------------|----|
| 1 | LOPEZ, Jerdy | 15 |
| 2 | CANO, Angel | 13 |
| 3 | CHAPLAIN, Cooper | 12 |
| 4 | ROE, Easton | 6 |
| 5 | FREUND, Nolan | 5 |

STEAL ATTEMPTS AGAINST

| | | |
|---|---------------|----|
| 1 | MARTIN, Cade | 19 |
| 2 | BILSKI, Jack | 19 |
| 3 | HILL, Trey | 12 |
| 4 | BUSICK, Zach | 2 |
| 5 | ROYAL, Hunter | 2 |

OVERALL HITTING & PITCHING

Record: 19-13 Home: 10-5 Away: 9-8 Neutral: 0-0 Conference: 7-2 Extra Inn: 2-0
Vs. Ranked: 0-0

| PLAYER | AVG | GP-GS | AB | R | H | 2B | 3B | HR | XB | RBI | TB | SLG | BB | HP | K | GDP | OB% | SF | SH | SB-ATT | PO | A | E | FLD% |
|------------------|-------------|----------|-------------|------------|------------|-----------|----------|-----------|------------|------------|------------|-------------|------------|-----------|------------|-----------|-------------|----------|-----------|--------------|------------|------------|-----------|-------------|
| SMITH, Kade | .367 | 32-30 | 120 | 24 | 44 | 10 | 1 | 4 | 15 | 27 | 68 | .567 | 18 | 3 | 15 | 3 | .458 | 1 | 1 | 7-11 | 70 | 1 | 0 | 1.000 |
| BILSKI, Jack | .360 | 21-14 | 50 | 11 | 18 | 0 | 0 | 1 | 1 | 6 | 21 | .420 | 4 | 1 | 7 | 2 | .404 | 2 | 0 | 0-0 | 89 | 9 | 2 | .980 |
| ROE, Easton | .341 | 30-24 | 91 | 9 | 31 | 6 | 1 | 2 | 9 | 16 | 45 | .495 | 8 | 3 | 14 | 2 | .412 | 0 | 0 | 0-0 | 63 | 4 | 1 | .985 |
| FREUND, Nolan | .330 | 29-24 | 91 | 15 | 30 | 4 | 0 | 3 | 7 | 16 | 43 | .473 | 7 | 3 | 5 | 0 | .388 | 2 | 0 | 2-2 | 27 | 41 | 2 | .971 |
| MARTIN, Cade | .314 | 29-28 | 102 | 18 | 32 | 7 | 0 | 3 | 10 | 16 | 48 | .471 | 14 | 0 | 18 | 0 | .397 | 0 | 0 | 0-1 | 101 | 12 | 3 | .974 |
| CANO, Angel | .307 | 30-30 | 114 | 24 | 35 | 8 | 0 | 5 | 13 | 13 | 58 | .509 | 7 | 5 | 19 | 2 | .373 | 0 | 0 | 0-1 | 205 | 6 | 1 | .995 |
| LOPEZ, Jerdy | .286 | 31-31 | 98 | 26 | 28 | 3 | 2 | 0 | 5 | 15 | 35 | .357 | 18 | 4 | 12 | 1 | .417 | 0 | 4 | 9-12 | 42 | 86 | 3 | .977 |
| RHOADES, Ty | .258 | 29-24 | 97 | 11 | 25 | 8 | 1 | 2 | 11 | 25 | 41 | .423 | 6 | 1 | 26 | 0 | .308 | 0 | 1 | 0-1 | 39 | 1 | 1 | .976 |
| BAUMBACH, Nico | .250 | 22-20 | 68 | 12 | 17 | 5 | 0 | 2 | 7 | 7 | 28 | .412 | 8 | 3 | 10 | 4 | .350 | 1 | 0 | 1-1 | 9 | 30 | 2 | .951 |
| CHAPLAIN, Cooper | .197 | 29-18 | 76 | 10 | 15 | 3 | 0 | 3 | 6 | 16 | 27 | .355 | 3 | 7 | 14 | 1 | .291 | 0 | 2 | 4-6 | 48 | 53 | 2 | .981 |
| ----- | | | | | | | | | | | | | | | | | | | | | | | | |
| SIMPSON, Blake | .368 | 11-5 | 19 | 6 | 7 | 2 | 0 | 1 | 3 | 6 | 12 | .632 | 5 | 2 | 5 | 0 | .538 | 0 | 0 | 0-0 | 3 | 2 | 0 | 1.000 |
| MCCLURE, Jake | .308 | 10-3 | 13 | 3 | 4 | 1 | 0 | 0 | 1 | 1 | 5 | .385 | 1 | 1 | 1 | 0 | .400 | 0 | 1 | 0-0 | 9 | 6 | 0 | 1.000 |
| HILL, Trey | .296 | 12-7 | 27 | 6 | 8 | 2 | 0 | 1 | 3 | 5 | 13 | .481 | 6 | 1 | 7 | 1 | .441 | 0 | 0 | 0-0 | 54 | 4 | 2 | .967 |
| O'BRIEN, Michael | .255 | 29-12 | 55 | 9 | 14 | 3 | 1 | 0 | 4 | 4 | 19 | .345 | 5 | 3 | 11 | 1 | .349 | 0 | 3 | 6-7 | 32 | 0 | 0 | 1.000 |
| COYLE, Austin | .250 | 13-1 | 8 | 2 | 2 | 0 | 0 | 0 | 0 | 0 | 2 | .250 | 2 | 0 | 4 | 0 | .400 | 0 | 0 | 0-0 | 9 | 0 | 0 | 1.000 |
| GECK, Ryan | .243 | 20-10 | 37 | 8 | 9 | 2 | 1 | 3 | 6 | 9 | 22 | .595 | 5 | 1 | 8 | 1 | .349 | 0 | 0 | 0-0 | 9 | 0 | 1 | .900 |
| ANDERSON, Lance | .231 | 12-2 | 13 | 5 | 3 | 0 | 0 | 1 | 1 | 2 | 6 | .462 | 0 | 0 | 3 | 0 | .231 | 0 | 0 | 0-1 | 5 | 9 | 2 | .875 |
| CASTILLO, Luis | .167 | 9-4 | 18 | 1 | 3 | 0 | 0 | 1 | 1 | 2 | 6 | .333 | 2 | 2 | 8 | 0 | .318 | 0 | 0 | 0-0 | 0 | 0 | 0 | .000 |
| STANLEY, David | .167 | 5-1 | 6 | 0 | 1 | 0 | 0 | 0 | 0 | 0 | 1 | .167 | 0 | 0 | 1 | 0 | .167 | 0 | 0 | 0-0 | 2 | 0 | 0 | 1.000 |
| Others | | | | | | | | | | | | | | | | | | | | | 6 | 39 | 7 | .865 |
| Totals | .296 | - | 1103 | 200 | 326 | 64 | 7 | 32 | 103 | 186 | 500 | .453 | 119 | 40 | 188 | 18 | .382 | 6 | 12 | 29-43 | 822 | 303 | 29 | .975 |
| Opponents | .254 | - | 1044 | 188 | 265 | 52 | 3 | 36 | 91 | 169 | 431 | .413 | 151 | 39 | 250 | 18 | .367 | 7 | 5 | 34-50 | 820 | 316 | 33 | .972 |

LOB - Team (254), Opp (233). DPs turned - Team (22), Opp (22). CI - Team (0), Opp (0). IBB - Team (1): CANO, Angel (1) . Picked off - Team (1): BAUMBACH, Nico (1) .

| PLAYER | ERA | W-L | APP | GS | CG | SHO | SV | IP | H | R | ER | BB | K | WHIP | 2B | 3B | HR | AVG | WP | HP | BK | SFA | SHA | |
|-----------------------|-------------|--------------|-----------|----------|----------|-----------|----------|--------------|------------|------------|------------|------------|------------|-------------|-----------|----------|-----------|-------------|-----------|-----------|----------|----------|-----------|--|
| WALLS, Brayden | 2.51 | 1-0 | 11 | 1 | 0 | 1 | 0 | 14.1 | 14 | 7 | 4 | 8 | 10 | 1.53 | 1 | 0 | 2 | .255 | 0 | 3 | 0 | 0 | 0 | |
| PARKER, Brigden | 3.11 | 2-2 | 8 | 8 | 0 | 1 | 0 | 37.2 | 30 | 15 | 13 | 18 | 31 | 1.27 | 4 | 0 | 5 | .222 | 1 | 3 | 0 | 1 | 1 | |
| WESTMORELAND, Brannon | 3.94 | 3-1 | 8 | 8 | 0 | 0 | 0 | 45.2 | 47 | 21 | 20 | 10 | 38 | 1.25 | 9 | 1 | 2 | .258 | 3 | 0 | 1 | 0 | 2 | |
| HALEY, Gage | 5.11 | 3-1 | 13 | 2 | 0 | 0 | 5 | 24.2 | 24 | 15 | 14 | 4 | 25 | 1.14 | 5 | 0 | 6 | .255 | 2 | 3 | 0 | 0 | 1 | |
| BUSICK, Zach | 5.17 | 3-1 | 8 | 8 | 0 | 1 | 0 | 31.1 | 25 | 18 | 18 | 24 | 32 | 1.56 | 6 | 0 | 2 | .216 | 2 | 8 | 0 | 0 | 0 | |
| BROWN, Malcolm | 5.68 | 2-1 | 14 | 1 | 0 | 0 | 1 | 12.2 | 12 | 8 | 8 | 6 | 9 | 1.42 | 4 | 0 | 2 | .250 | 1 | 1 | 0 | 0 | 0 | |
| BRONZINI, Nic | 8.25 | 0-1 | 6 | 3 | 0 | 0 | 0 | 12.0 | 15 | 13 | 11 | 6 | 19 | 1.75 | 4 | 1 | 3 | .300 | 1 | 1 | 1 | 0 | 0 | |
| CLINE, Jack | 9.53 | 0-1 | 6 | 1 | 0 | 1 | 1 | 5.2 | 9 | 9 | 6 | 4 | 3 | 2.29 | 0 | 0 | 1 | .375 | 0 | 1 | 0 | 0 | 0 | |
| ----- | | | | | | | | | | | | | | | | | | | | | | | | |
| EVANIEW, Isaac | 1.83 | 2-0 | 11 | 0 | 0 | 1 | 0 | 19.2 | 13 | 5 | 4 | 13 | 20 | 1.32 | 1 | 0 | 2 | .186 | 2 | 1 | 0 | 0 | 0 | |
| ANDREWS, Tag | 1.93 | 0-0 | 6 | 0 | 0 | 0 | 3 | 14.0 | 9 | 5 | 3 | 5 | 10 | 1.00 | 2 | 0 | 1 | .176 | 3 | 1 | 0 | 0 | 0 | |
| BEEZLEY, Josh | 4.41 | 2-0 | 14 | 0 | 0 | 0 | 1 | 16.1 | 18 | 8 | 8 | 4 | 8 | 1.35 | 3 | 0 | 2 | .300 | 0 | 5 | 0 | 1 | 1 | |
| JORDAN, Trent | 4.66 | 0-0 | 8 | 0 | 0 | 0 | 0 | 9.2 | 8 | 7 | 5 | 3 | 7 | 1.14 | 0 | 0 | 1 | .222 | 0 | 2 | 0 | 0 | 0 | |
| VAN CLEEVE, Blake | 9.00 | 0-0 | 2 | 0 | 0 | 0 | 0 | 2.0 | 2 | 2 | 2 | 3 | 2 | 2.50 | 2 | 0 | 0 | .250 | 1 | 0 | 1 | 0 | 0 | |
| BUNTING, Brody | 9.00 | 0-1 | 9 | 0 | 0 | 0 | 0 | 8.0 | 7 | 8 | 8 | 11 | 9 | 2.25 | 1 | 0 | 1 | .280 | 1 | 2 | 0 | 3 | 0 | |
| VAN CLEEVE, Blake | 11.12 | 0-1 | 6 | 0 | 0 | 0 | 0 | 5.2 | 4 | 7 | 7 | 7 | 5 | 1.94 | 1 | 0 | 1 | .250 | 0 | 4 | 0 | 1 | 0 | |
| GASTMAN, Brett | 16.20 | 0-2 | 9 | 0 | 0 | 0 | 1 | 3.1 | 5 | 8 | 6 | 7 | 8 | 3.60 | 2 | 0 | 0 | .313 | 2 | 0 | 0 | 0 | 0 | |
| ROYAL, Hunter | 17.18 | 0-1 | 5 | 0 | 0 | 0 | 0 | 3.2 | 2 | 7 | 7 | 7 | 2 | 2.45 | 0 | 1 | 1 | .167 | 0 | 1 | 0 | 1 | 0 | |
| SCHIMMELS, Luke | 18.90 | 1-0 | 6 | 0 | 0 | 1 | 0 | 3.1 | 8 | 8 | 7 | 4 | 4 | 3.60 | 3 | 0 | 0 | .421 | 1 | 0 | 0 | 0 | 0 | |
| DAVIS, Preston | 24.00 | 0-0 | 5 | 0 | 0 | 0 | 0 | 3.0 | 7 | 9 | 8 | 3 | 6 | 3.33 | 2 | 0 | 1 | .412 | 2 | 3 | 0 | 0 | 0 | |
| MARTIN, Russ | 40.50 | 0-0 | 3 | 0 | 0 | 0 | 0 | 1.1 | 5 | 6 | 6 | 3 | 2 | 6.00 | 2 | 0 | 2 | .556 | 0 | 0 | 0 | 0 | 0 | |
| SEBREN, Waylon | 99.00 | 0-0 | 1 | 0 | 0 | 0 | 0 | 0.0 | 1 | 2 | 2 | 1 | 0 | - | 0 | 0 | 1 | 1.000 | 0 | 0 | 0 | 0 | 0 | |
| Totals | 5.49 | 19-13 | 32 | 0 | 2 | 12 | 5 | 274.0 | 265 | 188 | 167 | 151 | 250 | 1.52 | 52 | 3 | 36 | .254 | 22 | 39 | 3 | 7 | 5 | |
| Opponents | 5.80 | 13-19 | 32 | 0 | 0 | 5 | 5 | 273.1 | 326 | 200 | 176 | 119 | 188 | 1.63 | 64 | 7 | 32 | .296 | 35 | 40 | 3 | 6 | 12 | |

PB - Team(8): BILSKI, Jack (7) ;HILL, Trey (1) , Opp (2). Pickoffs - Team(7): VAN CLEEVE, Blake (2) ;BEEZLEY, Josh (1) ;PARKER, Brigden (1) ;WESTMORELAND, Brannon (1) ;HALEY, Gage (1) ;BRONZINI, Nic (1) , Opp (1). SBA/ATT - MARTIN, Cade (13-19) ;BILSKI, Jack (13-19) ;HILL, Trey (8-12) ;ROYAL, Hunter (2-2) ;WALLS, Brayden (2-2) ;PARKER, Brigden (1-1) ;BUSICK, Zach (1-2) ;WESTMORELAND, Brannon (1-1) ;GASTMAN, Brett (1-1) ;BUNTING, Brody (1-2) ;JORDAN, Trent (1-1) ;HALEY, Gage (0-1) ;EVANIEW, Isaac (0-2) .

OVERALL FIELDING

| PLAYER | C | PO | A | E | FLD% | DP | SBA | CSB | SBA% | PB | CI |
|-----------------------|-------------|------------|------------|-----------|-------------|-----------|-----------|-----------|-------------|----------|----------|
| SMITH, Kade | 71 | 70 | 1 | 0 | 1.000 | 0 | 0 | 0 | 0 | 0 | 0 |
| OBRIEN, Michael | 32 | 32 | 0 | 0 | 1.000 | 0 | 0 | 0 | 0 | 0 | 0 |
| MCCLURE, Jake | 15 | 9 | 6 | 0 | 1.000 | 0 | 0 | 0 | 0 | 0 | 0 |
| COYLE, Austin | 9 | 9 | 0 | 0 | 1.000 | 0 | 0 | 0 | 0 | 0 | 0 |
| SIMPSON, Blake | 5 | 3 | 2 | 0 | 1.000 | 0 | 0 | 0 | 0 | 0 | 0 |
| STANLEY, David | 2 | 2 | 0 | 0 | 1.000 | 0 | 0 | 0 | 0 | 0 | 0 |
| ANDREWS, Tag | 2 | 0 | 2 | 0 | 1.000 | 0 | 0 | 0 | 0 | 0 | 0 |
| PARKER, Brigden | 6 | 0 | 6 | 0 | 1.000 | 0 | 1 | 0 | 1.000 | 0 | 0 |
| BROWN, Malcolm | 2 | 0 | 2 | 0 | 1.000 | 0 | 0 | 0 | 0 | 0 | 0 |
| VAN CLEEVE, Blake | 1 | 0 | 1 | 0 | 1.000 | 0 | 0 | 0 | 0 | 0 | 0 |
| HALEY, Gage | 4 | 0 | 4 | 0 | 1.000 | 0 | 0 | 1 | .000 | 0 | 0 |
| WALLS, Brayden | 1 | 0 | 1 | 0 | 1.000 | 0 | 2 | 0 | 1.000 | 0 | 0 |
| BRONZINI, Nic | 1 | 0 | 1 | 0 | 1.000 | 0 | 0 | 0 | 0 | 0 | 0 |
| EVANIEW, Isaac | 2 | 0 | 2 | 0 | 1.000 | 0 | 0 | 2 | .000 | 0 | 0 |
| JORDAN, Trent | 1 | 0 | 1 | 0 | 1.000 | 0 | 1 | 0 | 1.000 | 0 | 0 |
| CANO, Angel | 212 | 205 | 6 | 1 | .995 | 13 | 0 | 0 | 0 | 0 | 0 |
| ROE, Easton | 68 | 63 | 4 | 1 | .985 | 6 | 0 | 0 | 0 | 0 | 0 |
| CHAPLAIN, Cooper | 103 | 48 | 53 | 2 | .981 | 12 | 0 | 0 | 0 | 0 | 0 |
| BILSKI, Jack | 100 | 89 | 9 | 2 | .980 | 0 | 13 | 6 | .684 | 7 | 0 |
| LOPEZ, Jerdy | 131 | 42 | 86 | 3 | .977 | 15 | 0 | 0 | 0 | 0 | 0 |
| RHOADES, Ty | 41 | 39 | 1 | 1 | .976 | 0 | 0 | 0 | 0 | 0 | 0 |
| MARTIN, Cade | 116 | 101 | 12 | 3 | .974 | 1 | 13 | 6 | .684 | 0 | 0 |
| FREUND, Nolan | 70 | 27 | 41 | 2 | .971 | 5 | 0 | 0 | 0 | 0 | 0 |
| HILL, Trey | 60 | 54 | 4 | 2 | .967 | 0 | 8 | 4 | .667 | 1 | 0 |
| BAUMBACH, Nico | 41 | 9 | 30 | 2 | .951 | 3 | 0 | 0 | 0 | 0 | 0 |
| WESTMORELAND, Brannon | 18 | 3 | 14 | 1 | .944 | 0 | 1 | 0 | 1.000 | 0 | 0 |
| GECK, Ryan | 10 | 9 | 0 | 1 | .900 | 0 | 0 | 0 | 0 | 0 | 0 |
| ANDERSON, Lance | 16 | 5 | 9 | 2 | .875 | 2 | 0 | 0 | 0 | 0 | 0 |
| BEEZLEY, Josh | 6 | 1 | 4 | 1 | .833 | 0 | 0 | 0 | 0 | 0 | 0 |
| BUSICK, Zach | 3 | 1 | 1 | 1 | .667 | 0 | 1 | 1 | .500 | 0 | 0 |
| DAVIS, Preston | 3 | 1 | 0 | 2 | .333 | 0 | 0 | 0 | 0 | 0 | 0 |
| CLINE, Jack | 1 | 0 | 0 | 1 | .000 | 0 | 0 | 0 | 0 | 0 | 0 |
| ROYAL, Hunter | 0 | 0 | 0 | 0 | .000 | 0 | 2 | 0 | 1.000 | 0 | 0 |
| SCHIMMELS, Luke | 1 | 0 | 0 | 1 | .000 | 0 | 0 | 0 | 0 | 0 | 0 |
| GASTMAN, Brett | 0 | 0 | 0 | 0 | .000 | 0 | 1 | 0 | 1.000 | 0 | 0 |
| BUNTING, Brody | 0 | 0 | 0 | 0 | .000 | 0 | 1 | 1 | .500 | 0 | 0 |
| Totals | 1154 | 822 | 303 | 29 | .975 | 22 | 34 | 17 | .667 | 8 | 0 |
| Opponents | 1169 | 820 | 316 | 33 | .972 | 22 | 29 | 13 | .690 | 2 | 0 |

TEAM GAME-BY-GAME

| PLAYER | vs left | | | vs right | | | runners on | | | bases emp | | | bases ldd | | | leadoff | | | fly | gnd | fly/ |
|--------------------|-----------|------------|-------------|------------|------------|-------------|------------|------------|-------------|------------|------------|-------------|-----------|-----------|-------------|------------|------------|-------------|------------|------------|------------|
| | H | AB | AVG | H | AB | AVG | H | AB | AVG | H | AB | AVG | H | AB | AVG | RCH | OP | PCT | OUT | OUT | GND |
| 36 ANDERSON, Lance | 0 | 0 | - | 3 | 13 | .231 | 1 | 6 | .167 | 2 | 7 | .286 | 0 | 0 | - | 1 | 3 | .333 | 2 | 4 | 0.5 |
| 17 BAUMBACH, Nico | 1 | 9 | .111 | 16 | 59 | .271 | 7 | 31 | .226 | 10 | 37 | .270 | 0 | 0 | - | 5 | 16 | .313 | 27 | 12 | 2.3 |
| 39 BILSKI, Jack | 1 | 3 | .333 | 17 | 47 | .362 | 10 | 27 | .370 | 8 | 23 | .348 | 0 | 3 | .000 | 4 | 12 | .333 | 11 | 14 | 0.8 |
| 26 CANO, Angel | 3 | 9 | .333 | 32 | 105 | .305 | 12 | 55 | .218 | 23 | 59 | .390 | 0 | 5 | .000 | 14 | 30 | .467 | 25 | 28 | 0.9 |
| 44 CASTILLO, Luis | 2 | 4 | .500 | 1 | 14 | .071 | 1 | 8 | .125 | 2 | 10 | .200 | 0 | 1 | .000 | 1 | 4 | .250 | 5 | 2 | 2.5 |
| 8 CHAPLAIN, Cooper | 3 | 4 | .750 | 12 | 72 | .167 | 10 | 43 | .233 | 5 | 33 | .152 | 0 | 4 | .000 | 4 | 16 | .250 | 28 | 18 | 1.6 |
| 28 COYLE, Austin | 0 | 0 | - | 2 | 8 | .250 | 1 | 5 | .200 | 1 | 3 | .333 | 0 | 1 | .000 | 1 | 2 | .500 | 1 | 1 | 1.0 |
| 12 FREUND, Nolan | 3 | 10 | .300 | 27 | 81 | .333 | 12 | 51 | .235 | 18 | 40 | .450 | 0 | 1 | .000 | 9 | 19 | .474 | 25 | 26 | 1.0 |
| 27 GECK, Ryan | 3 | 11 | .273 | 6 | 26 | .231 | 5 | 24 | .208 | 4 | 13 | .308 | 1 | 4 | .250 | 1 | 3 | .333 | 11 | 7 | 1.6 |
| 9 HILL, Trey | 2 | 3 | .667 | 6 | 24 | .250 | 5 | 17 | .294 | 3 | 10 | .300 | 0 | 0 | - | 3 | 5 | .600 | 7 | 3 | 2.3 |
| 1 LOPEZ, Jerdy | 4 | 13 | .308 | 24 | 85 | .282 | 16 | 45 | .356 | 12 | 53 | .226 | 2 | 4 | .500 | 17 | 41 | .415 | 23 | 36 | 0.6 |
| 24 MARTIN, Cade | 3 | 13 | .231 | 29 | 89 | .326 | 14 | 51 | .275 | 18 | 51 | .353 | 0 | 1 | .000 | 10 | 26 | .385 | 30 | 20 | 1.5 |
| 10 MCCLURE, Jake | 0 | 2 | .000 | 4 | 11 | .364 | 2 | 6 | .333 | 2 | 7 | .286 | 0 | 0 | - | 2 | 5 | .400 | 3 | 5 | 0.6 |
| 2 OBRIEN, Michael | 2 | 6 | .333 | 12 | 49 | .245 | 7 | 27 | .259 | 7 | 28 | .250 | 0 | 0 | - | 6 | 16 | .375 | 11 | 21 | 0.5 |
| 25 RHOADES, Ty | 2 | 11 | .182 | 23 | 86 | .267 | 17 | 59 | .288 | 8 | 38 | .211 | 1 | 2 | .500 | 6 | 18 | .333 | 27 | 18 | 1.5 |
| 4 ROE, Easton | 4 | 12 | .333 | 27 | 79 | .342 | 21 | 54 | .389 | 10 | 37 | .270 | 0 | 0 | - | 5 | 15 | .333 | 24 | 22 | 1.1 |
| 5 SIMPSON, Blake | 2 | 2 | 1.000 | 5 | 17 | .294 | 4 | 9 | .444 | 3 | 10 | .300 | 1 | 1 | 1.000 | 3 | 6 | .500 | 0 | 7 | 0.0 |
| 16 SMITH, Kade | 4 | 12 | .333 | 40 | 108 | .370 | 27 | 57 | .474 | 17 | 63 | .270 | 1 | 1 | 1.000 | 17 | 36 | .472 | 37 | 23 | 1.6 |
| 29 STANLEY, David | 1 | 2 | .500 | 0 | 4 | .000 | 1 | 4 | .250 | 0 | 2 | .000 | 0 | 0 | - | 0 | 1 | .000 | 1 | 3 | 0.3 |
| Totals | 44 | 147 | .299 | 282 | 956 | .295 | 173 | 579 | .299 | 153 | 524 | .292 | 6 | 28 | .214 | 109 | 274 | .398 | 298 | 270 | 1.1 |
| Opponents | 66 | 266 | .248 | 199 | 778 | .256 | 128 | 492 | .260 | 137 | 552 | .248 | 15 | 46 | .326 | 103 | 275 | .375 | 264 | 250 | 1.1 |

| PLAYER | pinch hit | | | RISP | | | R3rd LT2out | | | 2outs | | | adv ops | | | 2out | | rnrs | | rch | | rch | |
|--------------------|-----------|-----------|-------------|-----------|------------|-------------|-------------|-----------|-------------|-----------|------------|-------------|------------|------------|-------------|-----------|----------|------------|-----------|-----------|-----------|-----|--|
| | H | AB | AVG | H | AB | AVG | H | AB | AVG | H | AB | AVG | ADV | OP | PCT | RBI | ADV | LOB | ERR | FC | KL | | |
| 36 ANDERSON, Lance | 0 | 2 | .000 | 0 | 4 | .000 | 0 | 0 | - | 1 | 4 | .250 | 2 | 6 | .333 | 0 | 0 | 4 | 0 | 2 | 1 | | |
| 17 BAUMBACH, Nico | 1 | 1 | 1.000 | 2 | 18 | .111 | 0 | 2 | .000 | 3 | 23 | .130 | 14 | 35 | .400 | 1 | 0 | 17 | 1 | 3 | 3 | | |
| 39 BILSKI, Jack | 1 | 1 | 1.000 | 5 | 16 | .313 | 0 | 2 | .000 | 4 | 11 | .364 | 19 | 33 | .576 | 3 | 0 | 8 | 1 | 2 | 1 | | |
| 26 CANO, Angel | 0 | 0 | - | 6 | 29 | .207 | 0 | 6 | .000 | 10 | 37 | .270 | 22 | 60 | .367 | 6 | 0 | 30 | 2 | 6 | 6 | | |
| 44 CASTILLO, Luis | 1 | 3 | .333 | 1 | 7 | .143 | 0 | 3 | .000 | 0 | 5 | .000 | 1 | 10 | .100 | 0 | 0 | 5 | 0 | 0 | 0 | | |
| 8 CHAPLAIN, Cooper | 1 | 3 | .333 | 7 | 27 | .259 | 2 | 8 | .250 | 6 | 23 | .261 | 20 | 49 | .408 | 7 | 0 | 17 | 1 | 2 | 0 | | |
| 28 COYLE, Austin | 0 | 2 | .000 | 0 | 3 | .000 | 0 | 1 | .000 | 0 | 3 | .000 | 2 | 7 | .286 | 0 | 0 | 3 | 0 | 0 | 1 | | |
| 12 FREUND, Nolan | 0 | 0 | - | 8 | 36 | .222 | 3 | 9 | .333 | 9 | 28 | .321 | 29 | 60 | .483 | 5 | 0 | 19 | 5 | 2 | 0 | | |
| 27 GECK, Ryan | 2 | 7 | .286 | 3 | 16 | .188 | 0 | 2 | .000 | 4 | 16 | .250 | 9 | 27 | .333 | 4 | 0 | 16 | 0 | 2 | 3 | | |
| 9 HILL, Trey | 1 | 1 | 1.000 | 2 | 8 | .250 | 0 | 0 | - | 2 | 13 | .154 | 9 | 20 | .450 | 3 | 0 | 8 | 1 | 1 | 1 | | |
| 1 LOPEZ, Jerdy | 0 | 0 | - | 9 | 33 | .273 | 3 | 9 | .333 | 9 | 30 | .300 | 29 | 55 | .527 | 8 | 0 | 20 | 0 | 3 | 3 | | |
| 24 MARTIN, Cade | 1 | 1 | 1.000 | 8 | 26 | .308 | 6 | 10 | .600 | 6 | 21 | .286 | 23 | 55 | .418 | 1 | 0 | 13 | 1 | 5 | 6 | | |
| 10 MCCLURE, Jake | 1 | 3 | .333 | 1 | 4 | .250 | 0 | 0 | - | 1 | 4 | .250 | 4 | 7 | .571 | 0 | 0 | 3 | 0 | 1 | 0 | | |
| 2 OBRIEN, Michael | 1 | 2 | .500 | 2 | 12 | .167 | 0 | 3 | .000 | 6 | 15 | .400 | 15 | 33 | .455 | 2 | 0 | 11 | 0 | 1 | 0 | | |
| 25 RHOADES, Ty | 0 | 3 | .000 | 13 | 42 | .310 | 5 | 7 | .714 | 7 | 34 | .206 | 25 | 64 | .391 | 9 | 0 | 29 | 0 | 2 | 7 | | |
| 4 ROE, Easton | 4 | 4 | 1.000 | 10 | 30 | .333 | 2 | 6 | .333 | 13 | 33 | .394 | 30 | 58 | .517 | 7 | 0 | 17 | 0 | 0 | 2 | | |
| 5 SIMPSON, Blake | 3 | 6 | .500 | 2 | 4 | .500 | 1 | 1 | 1.000 | 2 | 6 | .333 | 10 | 14 | .714 | 2 | 0 | 4 | 0 | 0 | 2 | | |
| 16 SMITH, Kade | 1 | 1 | 1.000 | 17 | 38 | .447 | 6 | 7 | .857 | 9 | 35 | .257 | 32 | 65 | .492 | 7 | 0 | 28 | 2 | 3 | 5 | | |
| 29 STANLEY, David | 1 | 3 | .333 | 0 | 3 | .000 | 0 | 1 | .000 | 0 | 1 | .000 | 1 | 4 | .250 | 0 | 0 | 2 | 0 | 0 | 1 | | |
| Totals | 19 | 43 | .442 | 96 | 356 | .270 | 28 | 77 | .364 | 92 | 342 | .269 | 296 | 662 | .447 | 65 | 0 | 254 | 14 | 35 | 42 | | |
| Opponents | 9 | 38 | .237 | 79 | 304 | .260 | 19 | 67 | .284 | 79 | 332 | .238 | 254 | 586 | .433 | 64 | 0 | 233 | 14 | 40 | 81 | | |

SITUATIONAL HITTING

| PLAYER | vs left | | | vs right | | | runners on | | | bases emp | | | bases ldd | | | leadoff | | | fly | gnd | fly/ |
|--------------------|-----------|------------|-------------|------------|------------|-------------|------------|------------|-------------|------------|------------|-------------|-----------|-----------|-------------|------------|------------|-------------|------------|------------|------------|
| | H | AB | AVG | H | AB | AVG | H | AB | AVG | H | AB | AVG | H | AB | AVG | RCH | OP | PCT | OUT | OUT | GND |
| 36 ANDERSON, Lance | 0 | 0 | - | 3 | 13 | .231 | 1 | 6 | .167 | 2 | 7 | .286 | 0 | 0 | - | 1 | 3 | .333 | 2 | 4 | 0.5 |
| 17 BAUMBACH, Nico | 1 | 9 | .111 | 16 | 59 | .271 | 7 | 31 | .226 | 10 | 37 | .270 | 0 | 0 | - | 5 | 16 | .313 | 27 | 12 | 2.3 |
| 39 BILSKI, Jack | 1 | 3 | .333 | 17 | 47 | .362 | 10 | 27 | .370 | 8 | 23 | .348 | 0 | 3 | .000 | 4 | 12 | .333 | 11 | 14 | 0.8 |
| 26 CANO, Angel | 3 | 9 | .333 | 32 | 105 | .305 | 12 | 55 | .218 | 23 | 59 | .390 | 0 | 5 | .000 | 14 | 30 | .467 | 25 | 28 | 0.9 |
| 44 CASTILLO, Luis | 2 | 4 | .500 | 1 | 14 | .071 | 1 | 8 | .125 | 2 | 10 | .200 | 0 | 1 | .000 | 1 | 4 | .250 | 5 | 2 | 2.5 |
| 8 CHAPLAIN, Cooper | 3 | 4 | .750 | 12 | 72 | .167 | 10 | 43 | .233 | 5 | 33 | .152 | 0 | 4 | .000 | 4 | 16 | .250 | 28 | 18 | 1.6 |
| 28 COYLE, Austin | 0 | 0 | - | 2 | 8 | .250 | 1 | 5 | .200 | 1 | 3 | .333 | 0 | 1 | .000 | 1 | 2 | .500 | 1 | 1 | 1.0 |
| 12 FREUND, Nolan | 3 | 10 | .300 | 27 | 81 | .333 | 12 | 51 | .235 | 18 | 40 | .450 | 0 | 1 | .000 | 9 | 19 | .474 | 25 | 26 | 1.0 |
| 27 GECK, Ryan | 3 | 11 | .273 | 6 | 26 | .231 | 5 | 24 | .208 | 4 | 13 | .308 | 1 | 4 | .250 | 1 | 3 | .333 | 11 | 7 | 1.6 |
| 9 HILL, Trey | 2 | 3 | .667 | 6 | 24 | .250 | 5 | 17 | .294 | 3 | 10 | .300 | 0 | 0 | - | 3 | 5 | .600 | 7 | 3 | 2.3 |
| 1 LOPEZ, Jerdy | 4 | 13 | .308 | 24 | 85 | .282 | 16 | 45 | .356 | 12 | 53 | .226 | 2 | 4 | .500 | 17 | 41 | .415 | 23 | 36 | 0.6 |
| 24 MARTIN, Cade | 3 | 13 | .231 | 29 | 89 | .326 | 14 | 51 | .275 | 18 | 51 | .353 | 0 | 1 | .000 | 10 | 26 | .385 | 30 | 20 | 1.5 |
| 10 MCCLURE, Jake | 0 | 2 | .000 | 4 | 11 | .364 | 2 | 6 | .333 | 2 | 7 | .286 | 0 | 0 | - | 2 | 5 | .400 | 3 | 5 | 0.6 |
| 2 OBRIEN, Michael | 2 | 6 | .333 | 12 | 49 | .245 | 7 | 27 | .259 | 7 | 28 | .250 | 0 | 0 | - | 6 | 16 | .375 | 11 | 21 | 0.5 |
| 25 RHOADES, Ty | 2 | 11 | .182 | 23 | 86 | .267 | 17 | 59 | .288 | 8 | 38 | .211 | 1 | 2 | .500 | 6 | 18 | .333 | 27 | 18 | 1.5 |
| 4 ROE, Easton | 4 | 12 | .333 | 27 | 79 | .342 | 21 | 54 | .389 | 10 | 37 | .270 | 0 | 0 | - | 5 | 15 | .333 | 24 | 22 | 1.1 |
| 5 SIMPSON, Blake | 2 | 2 | 1.000 | 5 | 17 | .294 | 4 | 9 | .444 | 3 | 10 | .300 | 1 | 1 | 1.000 | 3 | 6 | .500 | 0 | 7 | 0.0 |
| 16 SMITH, Kade | 4 | 12 | .333 | 40 | 108 | .370 | 27 | 57 | .474 | 17 | 63 | .270 | 1 | 1 | 1.000 | 17 | 36 | .472 | 37 | 23 | 1.6 |
| 29 STANLEY, David | 1 | 2 | .500 | 0 | 4 | .000 | 1 | 4 | .250 | 0 | 2 | .000 | 0 | 0 | - | 0 | 1 | .000 | 1 | 3 | 0.3 |
| Totals | 44 | 147 | .299 | 282 | 956 | .295 | 173 | 579 | .299 | 153 | 524 | .292 | 6 | 28 | .214 | 109 | 274 | .398 | 298 | 270 | 1.1 |
| Opponents | 66 | 266 | .248 | 199 | 778 | .256 | 128 | 492 | .260 | 137 | 552 | .248 | 15 | 46 | .326 | 103 | 275 | .375 | 264 | 250 | 1.1 |

| PLAYER | pinch hit | | | RISP | | | R3rd LT2out | | | 2outs | | | adv ops | | | 2out | | rnrs | | rch | | rch | |
|--------------------|-----------|-----------|-------------|-----------|------------|-------------|-------------|-----------|-------------|-----------|------------|-------------|------------|------------|-------------|-----------|----------|------------|-----------|-----------|-----------|-----|--|
| | H | AB | AVG | H | AB | AVG | H | AB | AVG | H | AB | AVG | ADV | OP | PCT | RBI | ADV | LOB | ERR | FC | KL | | |
| 36 ANDERSON, Lance | 0 | 2 | .000 | 0 | 4 | .000 | 0 | 0 | - | 1 | 4 | .250 | 2 | 6 | .333 | 0 | 0 | 4 | 0 | 2 | 1 | | |
| 17 BAUMBACH, Nico | 1 | 1 | 1.000 | 2 | 18 | .111 | 0 | 2 | .000 | 3 | 23 | .130 | 14 | 35 | .400 | 1 | 0 | 17 | 1 | 3 | 3 | | |
| 39 BILSKI, Jack | 1 | 1 | 1.000 | 5 | 16 | .313 | 0 | 2 | .000 | 4 | 11 | .364 | 19 | 33 | .576 | 3 | 0 | 8 | 1 | 2 | 1 | | |
| 26 CANO, Angel | 0 | 0 | - | 6 | 29 | .207 | 0 | 6 | .000 | 10 | 37 | .270 | 22 | 60 | .367 | 6 | 0 | 30 | 2 | 6 | 6 | | |
| 44 CASTILLO, Luis | 1 | 3 | .333 | 1 | 7 | .143 | 0 | 3 | .000 | 0 | 5 | .000 | 1 | 10 | .100 | 0 | 0 | 5 | 0 | 0 | 0 | | |
| 8 CHAPLAIN, Cooper | 1 | 3 | .333 | 7 | 27 | .259 | 2 | 8 | .250 | 6 | 23 | .261 | 20 | 49 | .408 | 7 | 0 | 17 | 1 | 2 | 0 | | |
| 28 COYLE, Austin | 0 | 2 | .000 | 0 | 3 | .000 | 0 | 1 | .000 | 0 | 3 | .000 | 2 | 7 | .286 | 0 | 0 | 3 | 0 | 0 | 1 | | |
| 12 FREUND, Nolan | 0 | 0 | - | 8 | 36 | .222 | 3 | 9 | .333 | 9 | 28 | .321 | 29 | 60 | .483 | 5 | 0 | 19 | 5 | 2 | 0 | | |
| 27 GECK, Ryan | 2 | 7 | .286 | 3 | 16 | .188 | 0 | 2 | .000 | 4 | 16 | .250 | 9 | 27 | .333 | 4 | 0 | 16 | 0 | 2 | 3 | | |
| 9 HILL, Trey | 1 | 1 | 1.000 | 2 | 8 | .250 | 0 | 0 | - | 2 | 13 | .154 | 9 | 20 | .450 | 3 | 0 | 8 | 1 | 1 | 1 | | |
| 1 LOPEZ, Jerdy | 0 | 0 | - | 9 | 33 | .273 | 3 | 9 | .333 | 9 | 30 | .300 | 29 | 55 | .527 | 8 | 0 | 20 | 0 | 3 | 3 | | |
| 24 MARTIN, Cade | 1 | 1 | 1.000 | 8 | 26 | .308 | 6 | 10 | .600 | 6 | 21 | .286 | 23 | 55 | .418 | 1 | 0 | 13 | 1 | 5 | 6 | | |
| 10 MCCLURE, Jake | 1 | 3 | .333 | 1 | 4 | .250 | 0 | 0 | - | 1 | 4 | .250 | 4 | 7 | .571 | 0 | 0 | 3 | 0 | 1 | 0 | | |
| 2 OBRIEN, Michael | 1 | 2 | .500 | 2 | 12 | .167 | 0 | 3 | .000 | 6 | 15 | .400 | 15 | 33 | .455 | 2 | 0 | 11 | 0 | 1 | 0 | | |
| 25 RHOADES, Ty | 0 | 3 | .000 | 13 | 42 | .310 | 5 | 7 | .714 | 7 | 34 | .206 | 25 | 64 | .391 | 9 | 0 | 29 | 0 | 2 | 7 | | |
| 4 ROE, Easton | 4 | 4 | 1.000 | 10 | 30 | .333 | 2 | 6 | .333 | 13 | 33 | .394 | 30 | 58 | .517 | 7 | 0 | 17 | 0 | 0 | 2 | | |
| 5 SIMPSON, Blake | 3 | 6 | .500 | 2 | 4 | .500 | 1 | 1 | 1.000 | 2 | 6 | .333 | 10 | 14 | .714 | 2 | 0 | 4 | 0 | 0 | 2 | | |
| 16 SMITH, Kade | 1 | 1 | 1.000 | 17 | 38 | .447 | 6 | 7 | .857 | 9 | 35 | .257 | 32 | 65 | .492 | 7 | 0 | 28 | 2 | 3 | 5 | | |
| 29 STANLEY, David | 1 | 3 | .333 | 0 | 3 | .000 | 0 | 1 | .000 | 0 | 1 | .000 | 1 | 4 | .250 | 0 | 0 | 2 | 0 | 0 | 1 | | |
| Totals | 19 | 43 | .442 | 96 | 356 | .270 | 28 | 77 | .364 | 92 | 342 | .269 | 296 | 662 | .447 | 65 | 0 | 254 | 14 | 35 | 42 | | |
| Opponents | 9 | 38 | .237 | 79 | 304 | .260 | 19 | 67 | .284 | 79 | 332 | .238 | 254 | 586 | .433 | 64 | 0 | 233 | 14 | 40 | 81 | | |

SITUATIONAL PITCHING

| PLAYER | vs left | | | vs right | | | runners on | | | bases emp | | | leadoff | | | 2outs | | | fly | gnd | fly/ | GDP |
|--------------------------|-----------|------------|-------------|------------|------------|-------------|------------|------------|-------------|------------|------------|-------------|------------|------------|-------------|-----------|------------|-------------|------------|------------|------------|-----------|
| | H | AB | AVG | H | AB | AVG | H | AB | AVG | H | AB | AVG | ADV | OPS | PCT | H | AB | AVG | OUT | OUT | GND | |
| 13 ANDREWS, Tag | 3 | 20 | .150 | 6 | 31 | .194 | 2 | 23 | .087 | 7 | 28 | .250 | 4 | 13 | .308 | 2 | 14 | .143 | 21 | 10 | 2.1 | 2 |
| 14 BEEZLEY, Josh | 6 | 17 | .353 | 12 | 43 | .279 | 12 | 32 | .375 | 6 | 28 | .214 | 5 | 14 | .357 | 6 | 22 | .273 | 22 | 14 | 1.6 | 2 |
| 45 BRONZINI, Nic | 2 | 12 | .167 | 13 | 38 | .342 | 5 | 18 | .278 | 10 | 32 | .313 | 8 | 15 | .533 | 2 | 12 | .167 | 6 | 9 | 0.7 | 0 |
| 32 BROWN, Malcolm | 4 | 19 | .211 | 8 | 29 | .276 | 6 | 28 | .214 | 6 | 20 | .300 | 5 | 10 | .500 | 5 | 17 | .294 | 18 | 8 | 2.3 | 1 |
| 6 BUNTING, Brody | 2 | 9 | .222 | 5 | 16 | .313 | 5 | 13 | .385 | 2 | 12 | .167 | 4 | 7 | .571 | 1 | 9 | .111 | 8 | 4 | 2.0 | 1 |
| 20 BUSICK, Zach | 9 | 41 | .220 | 16 | 75 | .213 | 16 | 62 | .258 | 9 | 54 | .167 | 11 | 34 | .324 | 12 | 39 | .308 | 30 | 29 | 1.0 | 2 |
| 23 CLINE, Jack | 2 | 9 | .222 | 7 | 15 | .467 | 5 | 15 | .333 | 4 | 9 | .444 | 3 | 6 | .500 | 1 | 6 | .167 | 9 | 3 | 3.0 | 1 |
| 18 DAVIS, Preston | 0 | 5 | .000 | 7 | 12 | .583 | 6 | 9 | .667 | 1 | 8 | .125 | 2 | 5 | .400 | 2 | 4 | .500 | 3 | 1 | 3.0 | 0 |
| 46 EVANIEW, Isaac | 1 | 22 | .045 | 12 | 48 | .250 | 6 | 33 | .182 | 7 | 37 | .189 | 5 | 19 | .263 | 5 | 23 | .217 | 16 | 21 | 0.8 | 0 |
| 35 GASTMAN, Brett | 2 | 8 | .250 | 3 | 8 | .375 | 4 | 13 | .308 | 1 | 3 | .333 | 1 | 3 | .333 | 2 | 8 | .250 | 1 | 2 | 0.5 | 0 |
| 38 HALEY, Gage | 4 | 27 | .148 | 20 | 67 | .299 | 10 | 35 | .286 | 14 | 59 | .237 | 6 | 24 | .250 | 11 | 31 | .355 | 22 | 24 | 0.9 | 1 |
| 7 JORDAN, Trent | 3 | 12 | .250 | 5 | 24 | .208 | 4 | 16 | .250 | 4 | 20 | .200 | 3 | 9 | .333 | 2 | 11 | .182 | 7 | 13 | 0.5 | 1 |
| 42 MARTIN, Russ | 1 | 2 | .500 | 4 | 7 | .571 | 2 | 6 | .333 | 3 | 3 | 1.000 | 1 | 1 | 1.000 | 1 | 2 | .500 | 1 | 1 | 1.0 | 0 |
| 19 PARKER, Brigden | 5 | 24 | .208 | 25 | 111 | .225 | 9 | 52 | .173 | 21 | 83 | .253 | 14 | 40 | .350 | 8 | 43 | .186 | 37 | 38 | 1.0 | 2 |
| 31 ROYAL, Hunter | 2 | 5 | .400 | 0 | 7 | .000 | 1 | 5 | .200 | 1 | 7 | .143 | 2 | 3 | .667 | 0 | 3 | .000 | 3 | 6 | 0.5 | 0 |
| 33 SCHIMMELS, Luke | 1 | 4 | .250 | 7 | 15 | .467 | 7 | 15 | .467 | 1 | 4 | .250 | 2 | 2 | 1.000 | 2 | 6 | .333 | 1 | 5 | 0.2 | 1 |
| 21 SEBREN, Waylon | 0 | 0 | - | 1 | 1 | 1.000 | 1 | 1 | 1.000 | 0 | 0 | - | 1 | 1 | 1.000 | 0 | 0 | - | 0 | 0 | - | 0 |
| 34 VAN CLEEVE, Blake | 1 | 4 | .250 | 1 | 4 | .250 | 0 | 4 | .000 | 2 | 4 | .500 | 0 | 2 | .000 | 0 | 2 | .000 | 2 | 2 | 1.0 | 0 |
| 34 VAN CLEEVE, Blake | 0 | 3 | .000 | 4 | 13 | .308 | 2 | 6 | .333 | 2 | 10 | .200 | 2 | 6 | .333 | 0 | 4 | .000 | 5 | 2 | 2.5 | 0 |
| 43 WALLS, Brayden | 2 | 9 | .222 | 12 | 46 | .261 | 4 | 29 | .138 | 10 | 26 | .385 | 6 | 13 | .462 | 5 | 19 | .263 | 15 | 16 | 0.9 | 2 |
| 30 WESTMORELAND, Brannon | 16 | 66 | .242 | 31 | 116 | .267 | 21 | 77 | .273 | 26 | 105 | .248 | 18 | 48 | .375 | 12 | 57 | .211 | 37 | 60 | 0.6 | 1 |
| Totals | 66 | 318 | .208 | 199 | 726 | .274 | 128 | 492 | .260 | 137 | 552 | .248 | 103 | 275 | .375 | 79 | 332 | .238 | 264 | 268 | 1.0 | 17 |
| Opponents | 96 | 351 | .274 | 230 | 752 | .306 | 173 | 579 | .299 | 153 | 524 | .292 | 109 | 274 | .398 | 92 | 342 | .269 | 298 | 284 | 1.0 | 13 |

| PLAYER | AP | GS | IP/APP | H/G | R/G | ER/G | BB/G | K/G | K/BB | 2B/G | 3B/G | HR/G | FO/G | GO/G | BF/G | SBA | ATT | PCT |
|--------------------------|-----------------|-----------|-------------|--------------|-------------|-------------|-------------|-------------|-------------|-------------|-------------|-------------|-------------|-------------|--------------|-----------|-----------|-------------|
| | 13 ANDREWS, Tag | 6 | 0 | 2.33 | 5.79 | 3.21 | 1.93 | 3.21 | 6.43 | 2.00 | 1.29 | 0.00 | 0.64 | 13.50 | 6.43 | 36.64 | 0 | 0 |
| 14 BEEZLEY, Josh | 14 | 0 | 1.17 | 9.92 | 4.41 | 4.41 | 2.20 | 4.41 | 2.00 | 1.65 | 0.00 | 1.10 | 12.12 | 7.71 | 39.12 | 0 | 0 | 0 |
| 45 BRONZINI, Nic | 6 | 3 | 2.00 | 11.25 | 9.75 | 8.25 | 4.50 | 14.25 | 3.17 | 3.00 | 0.75 | 2.25 | 4.50 | 6.75 | 42.75 | 0 | 0 | 0 |
| 32 BROWN, Malcolm | 14 | 1 | 0.90 | 8.53 | 5.68 | 5.68 | 4.26 | 6.39 | 1.50 | 2.84 | 0.00 | 1.42 | 12.79 | 5.68 | 39.08 | 0 | 0 | 0 |
| 6 BUNTING, Brody | 9 | 0 | 0.89 | 7.88 | 9.00 | 9.00 | 12.38 | 10.13 | 0.82 | 1.13 | 0.00 | 1.13 | 9.00 | 4.50 | 46.13 | 1 | 2 | .500 |
| 20 BUSICK, Zach | 8 | 8 | 3.92 | 7.18 | 5.17 | 5.17 | 6.89 | 9.19 | 1.33 | 1.72 | 0.00 | 0.57 | 8.62 | 8.33 | 42.51 | 1 | 2 | .500 |
| 23 CLINE, Jack | 6 | 1 | 0.94 | 14.29 | 14.29 | 9.53 | 6.35 | 4.76 | 0.75 | 0.00 | 0.00 | 1.59 | 14.29 | 4.76 | 46.06 | 0 | 0 | 0 |
| 18 DAVIS, Preston | 5 | 0 | 0.60 | 21.00 | 27.00 | 24.00 | 9.00 | 18.00 | 2.00 | 6.00 | 0.00 | 3.00 | 9.00 | 3.00 | 69.00 | 0 | 0 | 0 |
| 46 EVANIEW, Isaac | 11 | 0 | 1.79 | 5.95 | 2.29 | 1.83 | 5.95 | 9.15 | 1.54 | 0.46 | 0.00 | 0.92 | 7.32 | 9.61 | 38.44 | 0 | 2 | .000 |
| 35 GASTMAN, Brett | 9 | 0 | 0.37 | 13.50 | 21.60 | 16.20 | 18.90 | 21.60 | 1.14 | 5.40 | 0.00 | 0.00 | 2.70 | 5.40 | 62.11 | 1 | 1 | 1.000 |
| 38 HALEY, Gage | 13 | 2 | 1.90 | 8.76 | 5.47 | 5.11 | 1.46 | 9.12 | 6.25 | 1.82 | 0.00 | 2.19 | 8.03 | 8.76 | 37.22 | 0 | 1 | .000 |
| 7 JORDAN, Trent | 8 | 0 | 1.21 | 7.45 | 6.52 | 4.66 | 2.79 | 6.52 | 2.33 | 0.00 | 0.00 | 0.93 | 6.52 | 12.10 | 38.17 | 1 | 1 | 1.000 |
| 42 MARTIN, Russ | 3 | 0 | 0.44 | 33.76 | 40.51 | 40.51 | 20.26 | 13.50 | 0.67 | 13.50 | 0.00 | 13.50 | 6.75 | 6.75 | 81.02 | 0 | 0 | 0 |
| 19 PARKER, Brigden | 8 | 8 | 4.71 | 7.17 | 3.58 | 3.11 | 4.30 | 7.41 | 1.72 | 0.96 | 0.00 | 1.19 | 8.84 | 9.08 | 37.75 | 1 | 1 | 1.000 |
| 31 ROYAL, Hunter | 5 | 0 | 0.73 | 4.91 | 17.18 | 17.18 | 17.18 | 4.91 | 0.29 | 0.00 | 2.45 | 2.45 | 7.36 | 14.73 | 51.54 | 2 | 2 | 1.000 |
| 33 SCHIMMELS, Luke | 6 | 0 | 0.56 | 21.60 | 21.60 | 18.90 | 10.80 | 10.80 | 1.00 | 8.10 | 0.00 | 0.00 | 2.70 | 13.50 | 62.11 | 0 | 0 | 0 |
| 21 SEBREN, Waylon | 1 | 0 | 0.00 | - | - | - | - | 0 | 0.00 | 0 | 0 | - | 0 | 0 | - | 0 | 0 | 0 |
| 34 VAN CLEEVE, Blake | 2 | 0 | 1.00 | 9.00 | 9.00 | 9.00 | 13.50 | 9.00 | 0.67 | 9.00 | 0.00 | 0.00 | 9.00 | 9.00 | 49.50 | 0 | 0 | 0 |
| 34 VAN CLEEVE, Blake | 6 | 0 | 0.94 | 6.35 | 11.12 | 11.12 | 11.12 | 7.94 | 0.71 | 1.59 | 0.00 | 1.59 | 7.94 | 3.18 | 44.47 | 0 | 0 | 0 |
| 43 WALLS, Brayden | 11 | 1 | 1.30 | 8.79 | 4.40 | 2.51 | 5.02 | 6.28 | 1.25 | 0.63 | 0.00 | 1.26 | 9.42 | 10.05 | 41.44 | 2 | 2 | 1.000 |
| 30 WESTMORELAND, Brannon | 8 | 8 | 5.71 | 9.26 | 4.14 | 3.94 | 1.97 | 7.49 | 3.80 | 1.77 | 0.20 | 0.39 | 7.29 | 11.82 | 38.23 | 1 | 1 | 1.000 |
| Totals | 32 | 32 | 8.56 | 8.70 | 6.18 | 5.49 | 4.96 | 8.21 | 1.66 | 1.71 | 0.10 | 1.18 | 8.67 | 8.80 | 40.93 | 34 | 51 | .667 |
| Opponents | 32 | 32 | 8.54 | 10.73 | 6.59 | 5.80 | 3.92 | 6.19 | 1.58 | 2.11 | 0.23 | 1.05 | 9.81 | 9.35 | 42.15 | 29 | 42 | .690 |

Pitching averages based on 9-inning game.

TEAM TENDENCIES

| SCORE BY INNINGS | 1 | 2 | 3 | 4 | 5 | 6 | 7 | 8 | 9 | EX | TOTAL |
|------------------|----|----|----|----|----|----|----|----|----|----|-------|
| Little Rock | 22 | 26 | 25 | 20 | 24 | 23 | 19 | 26 | 11 | 4 | 200 |
| Opponents | 21 | 22 | 9 | 22 | 24 | 24 | 34 | 19 | 10 | 2 | 187 |

| | | | | | | | | | | | |
|-----------------------|--|-------|--|--|--|--|--|--|--|--|------|
| Record when... | | | | | | | | | | | |
| Overall | | 19-13 | | | | | | | | | 15-4 |
| Conference | | 7-2 | | | | | | | | | 1-9 |
| Non-Conference | | 12-11 | | | | | | | | | 3-0 |
| Home games | | 10-5 | | | | | | | | | 16-1 |
| Away games | | 9-8 | | | | | | | | | 1-11 |
| Neutral site | | 0-0 | | | | | | | | | 2-1 |
| Day games | | 17-11 | | | | | | | | | 16-1 |
| Night Games | | 2-2 | | | | | | | | | 2-12 |
| vs Left-handed SP | | 3-2 | | | | | | | | | 1-0 |
| vs Right-handed SP | | 16-11 | | | | | | | | | 9-6 |
| 1-run games | | 6-1 | | | | | | | | | 5-4 |
| 2-run games | | 1-2 | | | | | | | | | 5-3 |
| 5+run games | | 10-6 | | | | | | | | | 10-4 |
| Extra Innings | | 2-0 | | | | | | | | | 6-2 |
| Shutouts | | 2-0 | | | | | | | | | 3-7 |
| Scoring 0-2 runs | | 1-2 | | | | | | | | | 9-5 |
| 3-5 runs | | 3-9 | | | | | | | | | 6-4 |
| 6-9 runs | | 10-2 | | | | | | | | | 4-4 |
| 10+ runs | | 5-0 | | | | | | | | | 9-5 |
| Opponent 0-2 runs | | 10-0 | | | | | | | | | 5-3 |
| 3-5 runs | | 7-1 | | | | | | | | | 5-5 |
| 6-9 runs | | 0-7 | | | | | | | | | 14-6 |
| 10+ runs | | 2-5 | | | | | | | | | 3-5 |
| Scored in 1st inning | | 9-4 | | | | | | | | | 2-2 |
| Opp.scored in 1st | | 6-7 | | | | | | | | | |
| Scores first | | 13-5 | | | | | | | | | |
| Opp. scores first | | 6-8 | | | | | | | | | |

Record when team scores:

| RUNS | 0 | 1 | 2 | 3 | 4 | 5 | 6 | 7 | 8 | 9 | 10+ |
|------|-----|-----|-----|-----|-----|-----|-----|-----|-----|-----|-----|
| W-L | 0-0 | 0-2 | 1-0 | 0-0 | 2-3 | 1-6 | 5-1 | 2-0 | 2-1 | 1-0 | 5-0 |

Record when opponent scores:

| RUNS | 0 | 1 | 2 | 3 | 4 | 5 | 6 | 7 | 8 | 9 | 10+ |
|------|-----|-----|-----|-----|-----|-----|-----|-----|-----|-----|-----|
| W-L | 2-0 | 5-0 | 3-0 | 2-0 | 2-0 | 3-1 | 0-0 | 0-3 | 0-3 | 0-1 | 2-5 |

Record when leading after:

| INN | 1 | 2 | 3 | 4 | 5 | 6 | 7 | 8 |
|-----|-----|------|------|------|------|------|------|------|
| W-L | 7-1 | 10-5 | 12-6 | 15-4 | 16-4 | 15-4 | 16-1 | 16-1 |

Record when trailing after:

| INN | 1 | 2 | 3 | 4 | 5 | 6 | 7 | 8 |
|-----|-----|-----|-----|-----|-----|-----|------|------|
| W-L | 3-6 | 3-6 | 2-6 | 3-9 | 1-9 | 1-9 | 1-11 | 2-12 |

Record when tied after:

| INN | 1 | 2 | 3 | 4 | 5 | 6 | 7 | 8 |
|-----|-----|-----|-----|-----|-----|-----|-----|-----|
| W-L | 9-6 | 6-2 | 5-1 | 1-0 | 2-0 | 3-0 | 2-1 | 1-0 |

Current streak: -1

Longest winning streak: 5

Longest losing streak: 6

INDIVIDUAL STREAKS

| MULTIPLE HIT GAMES | 2 | 3 | 4 | 5+ | TOTAL |
|--------------------|----|---|---|----|-------|
| SMITH, Kade | 14 | 3 | 0 | 0 | 17 |
| CANO, Angel | 11 | 2 | 0 | 0 | 13 |
| MARTIN, Cade | 8 | 3 | 0 | 0 | 11 |
| FREUND, Nolan | 6 | 3 | 0 | 0 | 9 |
| ROE, Easton | 9 | 0 | 0 | 0 | 9 |
| RHOADES, Ty | 6 | 1 | 0 | 0 | 7 |
| LOPEZ, Jerdy | 5 | 1 | 0 | 0 | 6 |
| BILSKI, Jack | 4 | 0 | 0 | 0 | 4 |
| BAUMBACH, Nico | 2 | 1 | 0 | 0 | 3 |
| OBRIEN, Michael | 2 | 0 | 0 | 0 | 2 |
| CHAPLAIN, Cooper | 2 | 0 | 0 | 0 | 2 |
| HILL, Trey | 2 | 0 | 0 | 0 | 2 |
| GECK, Ryan | 1 | 0 | 0 | 0 | 1 |
| CASTILLO, Luis | 1 | 0 | 0 | 0 | 1 |
| SIMPSON, Blake | 1 | 0 | 0 | 0 | 1 |

| MULTIPLE RBI GAMES | 2 | 3 | 4 | 5+ | TOTAL |
|--------------------|---|---|---|----|-------|
| RHOADES, Ty | 7 | 2 | 0 | 0 | 9 |
| SMITH, Kade | 5 | 3 | 0 | 0 | 8 |
| ROE, Easton | 6 | 0 | 0 | 0 | 6 |
| MARTIN, Cade | 4 | 0 | 1 | 0 | 5 |
| LOPEZ, Jerdy | 4 | 0 | 0 | 0 | 4 |
| FREUND, Nolan | 1 | 2 | 1 | 0 | 4 |
| CHAPLAIN, Cooper | 2 | 1 | 1 | 0 | 4 |
| BAUMBACH, Nico | 2 | 0 | 0 | 0 | 2 |
| CANO, Angel | 2 | 0 | 0 | 0 | 2 |
| GECK, Ryan | 1 | 1 | 0 | 0 | 2 |
| OBRIEN, Michael | 1 | 0 | 0 | 0 | 1 |
| ANDERSON, Lance | 1 | 0 | 0 | 0 | 1 |
| BILSKI, Jack | 1 | 0 | 0 | 0 | 1 |
| SIMPSON, Blake | 0 | 0 | 1 | 0 | 1 |
| HILL, Trey | 0 | 1 | 0 | 0 | 1 |

| HITTING STREAKS | LONGEST | CURRENT |
|------------------|---------|---------|
| FREUND, Nolan | 7 | 7 |
| RHOADES, Ty | 7 | 0 |
| ROE, Easton | 7 | 0 |
| BILSKI, Jack | 6 | 6 |
| SMITH, Kade | 6 | 5 |
| MARTIN, Cade | 6 | 0 |
| CHAPLAIN, Cooper | 6 | 0 |
| LOPEZ, Jerdy | 5 | 0 |
| SIMPSON, Blake | 4 | 4 |
| CANO, Angel | 4 | 2 |
| BAUMBACH, Nico | 4 | 0 |
| OBRIEN, Michael | 4 | 0 |
| HILL, Trey | 4 | 0 |
| MCCLURE, Jake | 3 | 1 |
| GECK, Ryan | 3 | 0 |
| ANDERSON, Lance | 2 | 2 |
| COYLE, Austin | 2 | 0 |
| STANLEY, David | 1 | 1 |
| CASTILLO, Luis | 1 | 0 |

| MULTIPLE RUN GAMES | 2 | 3 | 4 | 5+ | TOTAL |
|--------------------|---|---|---|----|-------|
| SMITH, Kade | 7 | 0 | 0 | 0 | 7 |
| LOPEZ, Jerdy | 6 | 0 | 0 | 0 | 6 |
| CANO, Angel | 4 | 1 | 0 | 0 | 5 |
| MARTIN, Cade | 2 | 1 | 0 | 0 | 3 |
| FREUND, Nolan | 1 | 0 | 1 | 0 | 2 |
| BILSKI, Jack | 2 | 0 | 0 | 0 | 2 |
| ROE, Easton | 2 | 0 | 0 | 0 | 2 |
| BAUMBACH, Nico | 1 | 0 | 0 | 0 | 1 |
| OBRIEN, Michael | 1 | 0 | 0 | 0 | 1 |
| RHOADES, Ty | 0 | 1 | 0 | 0 | 1 |
| SIMPSON, Blake | 1 | 0 | 0 | 0 | 1 |

| REACHED SAFELY STREAKS (H,BB,IBB,HBP) | LONGEST | CURRENT |
|---------------------------------------|---------|---------|
| FREUND, Nolan | 20 | 20 |
| LOPEZ, Jerdy | 14 | 14 |
| ROE, Easton | 14 | 0 |
| SMITH, Kade | 12 | 9 |
| MARTIN, Cade | 12 | 0 |
| BILSKI, Jack | 9 | 6 |
| BAUMBACH, Nico | 9 | 0 |
| RHOADES, Ty | 9 | 0 |
| SIMPSON, Blake | 7 | 7 |
| CANO, Angel | 7 | 2 |
| CHAPLAIN, Cooper | 6 | 0 |
| OBRIEN, Michael | 5 | 0 |
| HILL, Trey | 5 | 0 |
| MCCLURE, Jake | 4 | 1 |
| GECK, Ryan | 3 | 2 |
| COYLE, Austin | 3 | 1 |
| CASTILLO, Luis | 3 | 0 |
| ANDERSON, Lance | 2 | 2 |
| STANLEY, David | 1 | 1 |

| REACHED BASE STREAKS (H,BB,IBB,HBP,C,I,E,FC) | LONGEST | CURRENT |
|--|---------|---------|
| FREUND, Nolan | 20 | 20 |
| BAUMBACH, Nico | 18 | 0 |
| LOPEZ, Jerdy | 14 | 14 |
| ROE, Easton | 14 | 0 |
| SMITH, Kade | 12 | 9 |
| MARTIN, Cade | 12 | 0 |
| CANO, Angel | 11 | 2 |
| HILL, Trey | 10 | 0 |
| BILSKI, Jack | 9 | 6 |
| RHOADES, Ty | 9 | 0 |
| SIMPSON, Blake | 7 | 7 |
| CHAPLAIN, Cooper | 6 | 0 |
| GECK, Ryan | 5 | 2 |
| OBRIEN, Michael | 5 | 0 |
| MCCLURE, Jake | 4 | 1 |
| COYLE, Austin | 3 | 1 |
| CASTILLO, Luis | 3 | 0 |
| ANDERSON, Lance | 2 | 2 |
| STANLEY, David | 1 | 1 |

TEAM GAME HIGHS

| | | Batting | |
|-----------------|----|---------|----------------------------------|
| At Bats | 41 | 41 | at Memphis (02-17-26) |
| | | 41 | at Tennessee Tech (03-20-26) |
| | | 41 | at Tennessee Tech (03-22-26) |
| Runs scored | 12 | 12 | at Memphis (02-17-26) |
| | | 12 | at Samford (03-15-26) |
| | | 12 | at Tennessee Tech (03-20-26) |
| Hits | 15 | 15 | at Memphis (02-17-26) |
| | | 15 | at Tennessee Tech (03-20-26) |
| | | 15 | at Tennessee Tech (03-22-26) |
| RBI's | 12 | 12 | at Memphis (02-17-26) |
| Doubles | 5 | 5 | at Tennessee Tech (03-20-26) |
| triples | 1 | 1 | at Samford (03-15-26) |
| | | 1 | vs. Eastern Michigan (02-13-26) |
| | | 1 | vs. Eastern Michigan (02-14-26) |
| | | 1 | vs. West Georgia (02-20-26) |
| | | 1 | vs. Arkansas State (03-10-26) |
| | | 1 | at Tennessee Tech (03-20-26) |
| | | 1 | vs. Ark. - Pine Bluff (03-24-26) |
| | | 1 | vs. Southern Indiana (03-28-26) |
| Home runs | 6 | 6 | at Memphis (02-17-26) |
| Total bases | 35 | 35 | at Memphis (02-17-26) |
| Walks | 10 | 10 | vs. Southern Indiana (03-28-26) |
| Strikeouts | 13 | 13 | at Missouri State (02-27-26) |
| Sac hits | 2 | 2 | vs. West Georgia (02-21-26) |
| Sac flies | 2 | 2 | at Central Arkansas (03-06-26) |
| Stolen Bases | 4 | 4 | vs. Central Arkansas (03-08-26) |
| Caught Stealing | 3 | 3 | vs. Eastern Michigan (02-15-26) |
| Hit by pitch | 3 | 3 | vs. West Georgia (02-22-26) |
| | | 3 | at Missouri State (02-27-26) |
| | | 3 | at Missouri State (02-28-26) |
| | | 3 | at Central Arkansas (03-06-26) |
| | | 3 | at Samford (03-15-26) |
| | | 3 | vs. Southern Indiana (03-29-26) |
| Runners LOB | 14 | 14 | vs. Southern Indiana (03-28-26) |
| Hit into DP | 2 | 2 | vs. Memphis (02-24-26) |
| | | 2 | at Missouri State (02-28-26) |
| | | 2 | at Central Arkansas (03-06-26) |
| | | 2 | at Samford (03-14-26) |
| | | 2 | vs. Southern Indiana (03-28-26) |

| | | Fielding | |
|--------------|----|----------|-------------------------------------|
| Putouts | 33 | 33 | vs. West Georgia (02-21-26) |
| Assists | 16 | 16 | at Missouri State (02-28-26) |
| Errors | 3 | 3 | at Arkansas - Pine Bluff (03-03-26) |
| | | 3 | vs. Southern Indiana (03-27-26) |
| | | 3 | at Western Ill. (04-04-26) |
| Passed Balls | 4 | 4 | vs. Southern Indiana (03-27-26) |
| DPs Turned | 2 | 2 | at Missouri State (02-28-26) |
| | | 2 | at Arkansas - Pine Bluff (03-03-26) |
| | | 2 | at Tennessee Tech (03-20-26) |
| | | 2 | vs. Southern Indiana (03-28-26) |
| | | 2 | vs. Southern Indiana (03-29-26) |
| | | 2 | at Ole Miss (03-31-26) |

| | | Pitching | |
|-----------------|----|----------|---------------------------------|
| Innings Pitched | 11 | 11 | vs. West Georgia (02-21-26) |
| Runs allowed | 24 | 24 | vs. Memphis (02-24-26) |
| Earned runs | 21 | 21 | vs. Memphis (02-24-26) |
| Walks allowed | 10 | 10 | at Missouri State (02-28-26) |
| Strikeouts | 13 | 13 | at Ole Miss (03-31-26) |
| | | 13 | at Western Ill. (04-04-26) |
| Hits allowed | 18 | 18 | vs. Memphis (02-24-26) |
| Doubles allowed | 5 | 5 | at Central Arkansas (03-06-26) |
| | | 5 | vs. Arkansas State (03-10-26) |
| Triples allowed | 1 | 1 | vs. West Georgia (02-21-26) |
| | | 1 | vs. Oral Roberts (03-18-26) |
| | | 1 | vs. Southern Indiana (03-27-26) |
| Homers allowed | 5 | 5 | vs. Memphis (02-24-26) |

TEAM *GAME HIGHS*

| | | |
|--------------|---|------------------------------|
| Wild pitches | 3 | at Missouri State (02-27-26) |
| | 3 | at Tennessee Tech (03-22-26) |
| Hit batters | 4 | vs. Memphis (02-24-26) |
| | 4 | at Tennessee Tech (03-22-26) |

INDIVIDUAL *GAME HIGHS*

| Batting | | |
|-------------|---|--|
| At bats | 6 | O'BRIEN, Michael vs. Eastern Michigan (02-14-26) |
| | 6 | O'BRIEN, Michael at Memphis (02-17-26) |
| | 6 | MARTIN, Cade at Tennessee Tech (03-20-26) |
| Runs scored | 4 | FREUND, Nolan at Tennessee Tech (03-20-26) |
| Hits | 3 | LOPEZ, Jerdy at Western Ill. (04-04-26) |
| | 3 | FREUND, Nolan at Tennessee Tech (03-20-26) |
| | 3 | FREUND, Nolan vs. Southern Indiana (03-28-26) |
| | 3 | FREUND, Nolan at Ole Miss (03-31-26) |
| | 3 | SMITH, Kade at Missouri State (02-27-26) |
| | 3 | SMITH, Kade at Missouri State (02-28-26) |
| | 3 | SMITH, Kade at Samford (03-15-26) |
| | 3 | BAUMBACH, Nico vs. Eastern Michigan (02-14-26) |
| | 3 | MARTIN, Cade vs. West Georgia (02-20-26) |
| | 3 | MARTIN, Cade at Arkansas-Pine Bluff (03-03-26) |
| | 3 | MARTIN, Cade at Tennessee Tech (03-20-26) |
| | 3 | RHOADES, Ty at Missouri State (02-27-26) |
| | 3 | CANO, Angel at Memphis (02-17-26) |
| | 3 | CANO, Angel vs. Oral Roberts (03-17-26) |
| RBI's | 4 | FREUND, Nolan at Tennessee Tech (03-20-26) |
| | 4 | MARTIN, Cade at Arkansas-Pine Bluff (03-03-26) |
| | 4 | SIMPSON, Blake at Western Ill. (04-05-26) |
| | 4 | CHAPLAIN, Cooper at Memphis (02-17-26) |
| Doubles | 2 | SMITH, Kade at Samford (03-15-26) |
| | 2 | O'BRIEN, Michael vs. Eastern Michigan (02-13-26) |
| | 2 | MARTIN, Cade at Missouri State (02-28-26) |
| | 2 | MARTIN, Cade at Arkansas-Pine Bluff (03-03-26) |
| | 2 | RHOADES, Ty at Missouri State (02-27-26) |
| | 2 | CANO, Angel vs. Central Arkansas (03-08-26) |
| | 2 | CANO, Angel at Tennessee Tech (03-22-26) |
| | 2 | CANO, Angel at Western Ill. (04-04-26) |
| Triples | 1 | LOPEZ, Jerdy at Tennessee Tech (03-20-26) |
| | 1 | LOPEZ, Jerdy vs. Ark.-Pine Bluff (03-24-26) |
| | 1 | SMITH, Kade vs. West Georgia (02-20-26) |
| | 1 | O'BRIEN, Michael vs. Southern Indiana (03-28-26) |
| | 1 | RHOADES, Ty vs. Eastern Michigan (02-14-26) |
| | 1 | GECK, Ryan vs. Eastern Michigan (02-13-26) |
| | 1 | ROE, Easton vs. Arkansas State (03-10-26) |
| Home runs | 2 | FREUND, Nolan at Tennessee Tech (03-20-26) |
| | 2 | MARTIN, Cade at Memphis (02-17-26) |
| | 2 | CANO, Angel at Memphis (02-17-26) |
| Total bases | 9 | FREUND, Nolan at Tennessee Tech (03-20-26) |
| | 9 | CANO, Angel at Memphis (02-17-26) |
| Walks | 2 | LOPEZ, Jerdy vs. Eastern Michigan (02-14-26) |
| | 2 | LOPEZ, Jerdy at Missouri State (02-28-26) |
| | 2 | LOPEZ, Jerdy at Tennessee Tech (03-20-26) |
| | 2 | LOPEZ, Jerdy vs. Ark.-Pine Bluff (03-24-26) |
| | 2 | LOPEZ, Jerdy vs. Southern Indiana (03-28-26) |
| | 2 | FREUND, Nolan at Tennessee Tech (03-22-26) |
| | 2 | SMITH, Kade vs. Eastern Michigan (02-15-26) |
| | 2 | SMITH, Kade vs. Central Arkansas (03-08-26) |
| | 2 | SMITH, Kade at Tennessee Tech (03-22-26) |
| | 2 | SMITH, Kade vs. Ark.-Pine Bluff (03-24-26) |
| | 2 | BAUMBACH, Nico vs. Memphis (02-24-26) |
| | 2 | O'BRIEN, Michael at Tennessee Tech (03-22-26) |
| | 2 | MARTIN, Cade vs. West Georgia (02-21-26) |
| | 2 | MARTIN, Cade at Missouri State (02-27-26) |
| | 2 | RHOADES, Ty vs. West Georgia (02-21-26) |
| | 2 | CANO, Angel at Arkansas-Pine Bluff (03-03-26) |
| | 2 | GECK, Ryan at Arkansas-Pine Bluff (03-03-26) |
| | 2 | BILSKI, Jack vs. Southern Indiana (03-28-26) |
| | 2 | CASTILLO, Luis vs. Eastern Michigan (02-14-26) |
| | 2 | SIMPSON, Blake vs. West Georgia (02-20-26) |
| | 2 | SIMPSON, Blake at Western Ill. (04-02-26) |
| Strikeouts | 3 | RHOADES, Ty at Samford (03-15-26) |
| | 3 | CASTILLO, Luis at Missouri State (02-27-26) |
| Sac hits | 1 | LOPEZ, Jerdy at Arkansas-Pine Bluff (03-03-26) |
| | 1 | LOPEZ, Jerdy at Samford (03-14-26) |
| | 1 | LOPEZ, Jerdy at Samford (03-15-26) |
| | 1 | LOPEZ, Jerdy at Tennessee Tech (03-20-26) |
| | 1 | MCCLURE, Jake vs. West Georgia (02-21-26) |

INDIVIDUAL GAME HIGHS

| | | |
|-----------------|----|---|
| | 1 | SMITH, Kade vs. Arkansas State (03-10-26) |
| | 1 | O'BRIEN, Michael vs. Eastern Michigan (02-13-26) |
| | 1 | O'BRIEN, Michael vs. West Georgia (02-21-26) |
| | 1 | O'BRIEN, Michael at Western Ill. (04-04-26) |
| | 1 | RHOADES, Ty at Central Arkansas (03-06-26) |
| | 1 | CHAPLAIN, Cooper at Memphis (02-17-26) |
| | 1 | CHAPLAIN, Cooper at Tennessee Tech (03-21-26) |
| Sac flies | 1 | FREUND, Nolan at Central Arkansas (03-06-26) |
| | 1 | FREUND, Nolan at Western Ill. (04-04-26) |
| | 1 | SMITH, Kade at Central Arkansas (03-06-26) |
| | 1 | BAUMBACH, Nico vs. Southern Indiana (03-28-26) |
| | 1 | BILSKI, Jack at Samford (03-13-26) |
| | 1 | BILSKI, Jack at Samford (03-15-26) |
| Stolen Bases | 2 | SMITH, Kade at Western Ill. (04-05-26) |
| Caught Stealing | 1 | LOPEZ, Jerdy vs. Eastern Michigan (02-15-26) |
| | 1 | LOPEZ, Jerdy at Tennessee Tech (03-20-26) |
| | 1 | LOPEZ, Jerdy vs. Southern Indiana (03-28-26) |
| | 1 | SMITH, Kade vs. West Georgia (02-20-26) |
| | 1 | SMITH, Kade at Missouri State (02-28-26) |
| | 1 | SMITH, Kade at Tennessee Tech (03-22-26) |
| | 1 | SMITH, Kade at Western Ill. (04-05-26) |
| | 1 | O'BRIEN, Michael vs. Eastern Michigan (02-15-26) |
| | 1 | MARTIN, Cade vs. West Georgia (02-20-26) |
| | 1 | RHOADES, Ty vs. Eastern Michigan (02-14-26) |
| | 1 | CANO, Angel at Tennessee Tech (03-22-26) |
| | 1 | ANDERSON, Lance vs. West Georgia (02-21-26) |
| | 1 | CHAPLAIN, Cooper vs. Eastern Michigan (02-15-26) |
| | 1 | CHAPLAIN, Cooper vs. Southern Indiana (03-29-26) |
| Hit by pitch | 2 | CANO, Angel vs. West Georgia (02-22-26) |
| Runners LOB | 5 | GECK, Ryan vs. West Georgia (02-21-26) |
| | | Fielding |
| Putouts | 14 | CANO, Angel at Samford (03-13-26) |
| Assists | 7 | LOPEZ, Jerdy vs. Southern Indiana (03-29-26) |
| Errors | 2 | LOPEZ, Jerdy vs. Ark. - Pine Bluff (03-24-26) |
| | 2 | MARTIN, Cade at Arkansas - Pine Bluff (03-03-26) |
| Passed Balls | 4 | BILSKI, Jack vs. Southern Indiana (03-27-26) |
| DPs Turned | 2 | LOPEZ, Jerdy at Missouri State (02-28-26) |
| | 2 | LOPEZ, Jerdy at Arkansas - Pine Bluff (03-03-26) |
| | 2 | LOPEZ, Jerdy at Ole Miss (03-31-26) |
| | 2 | FREUND, Nolan at Tennessee Tech (03-20-26) |
| | 2 | FREUND, Nolan vs. Southern Indiana (03-29-26) |
| | 2 | CANO, Angel at Tennessee Tech (03-20-26) |
| | 2 | CANO, Angel vs. Southern Indiana (03-29-26) |
| | 2 | ANDERSON, Lance at Missouri State (02-28-26) |
| | 2 | ROE, Easton at Missouri State (02-28-26) |
| | 2 | ROE, Easton at Arkansas - Pine Bluff (03-03-26) |
| | 2 | CHAPLAIN, Cooper at Arkansas - Pine Bluff (03-03-26) |
| | 2 | CHAPLAIN, Cooper vs. Southern Indiana (03-28-26) |
| | | Pitching |
| Innings Pitched | 7 | PARKER, Brigden vs. Southern Indiana (03-28-26) |
| | 7 | WESTMORELAND, Brannon at Samford (03-13-26) |
| Runs allowed | 6 | DAVIS, Preston vs. Memphis (02-24-26) |
| Earned runs | 6 | DAVIS, Preston vs. Memphis (02-24-26) |
| Walks allowed | 4 | PARKER, Brigden at Samford (03-14-26) |
| | 4 | BUSICK, Zach at Tennessee Tech (03-22-26) |
| | 4 | ROYAL, Hunter at Missouri State (02-28-26) |
| Strikeouts | 9 | WESTMORELAND, Brannon at Missouri State (02-27-26) |
| Hits allowed | 11 | WESTMORELAND, Brannon at Western Ill. (04-02-26) |
| Doubles allowed | 2 | ANDREWS, Tag vs. Southern Indiana (03-29-26) |
| | 2 | BUSICK, Zach vs. West Georgia (02-22-26) |
| | 2 | WESTMORELAND, Brannon at Samford (03-13-26) |
| | 2 | WESTMORELAND, Brannon at Western Ill. (04-02-26) |
| | 2 | BROWN, Malcolm at Central Arkansas (03-06-26) |
| | 2 | SCHIMMELS, Luke vs. Arkansas State (03-10-26) |
| | 2 | VANCLEEVE, Blake at Central Arkansas (03-06-26) |
| | 2 | BRONZINI, Nic vs. Arkansas State (03-10-26) |
| Triples allowed | 1 | WESTMORELAND, Brannon vs. Southern Indiana (03-27-26) |
| | 1 | ROYAL, Hunter vs. Oral Roberts (03-18-26) |
| | 1 | BRONZINI, Nic vs. West Georgia (02-21-26) |
| Homers allowed | 2 | PARKER, Brigden at Missouri State (02-28-26) |
| | 2 | WESTMORELAND, Brannon at Tennessee Tech (03-20-26) |
| | 2 | HALEY, Gage at Memphis (02-17-26) |
| | 2 | MARTIN, Russ vs. Memphis (02-24-26) |
| Wild pitches | 2 | DAVIS, Preston at Tennessee Tech (03-21-26) |

INDIVIDUAL *GAME HIGHS*

Hit batters

3 BUSICK, Zach vs. West Georgia (02-22-26)