

MISSISSIPPI STATE

MISSISSIPPI STATE BASEBALL

2021 NATIONAL CHAMPIONS

136 Seasons | 41 NCAA Tournament Appearances | 12 College World Series Appearances | 20 MLB First-Round Draft Picks

MARCH 13-15 | BAUM-WALKER STADIUM | FAYETTEVILLE, ARK.

2026 SCHEDULE & RESULTS

MISSISSIPPI STATE BY THE NUMBERS

Overall Record	15-2
SEC Record	0-0
at Dudy Noble Field	12-0
Road Games	0-1
Neutral Site Games	3-1
Streak	W4
Last 10 Games	8-2

February (11-0)

	TV	TIME
13 HOFSTRA	SECN+	W, 6-5
14 HOFSTRA (DH-1)	SECN+	W, 6-1
14 HOFSTRA (DH-2)	SECN+	W, 7-5
17 TROY	SECN+	W, 13-7
18 ALCORN STATE	SECN+	W, 19-0 [7]
20 DELAWARE	SECN+	W, 9-2
21 DELAWARE	SECN+	W, 10-0 [8]
22 DELAWARE	SECN+	W, 7-3
24 AUSTIN PEAY	SECN+	W, 16-3 [7]
27 vs. Arizona State (1)	FloCollege	W, 8-4
28 vs. Virginia Tech (1)	FloCollege	W, 15-8

March (4-2)

1 vs. #1 UCLA (1)	FloCollege	L, 8-7 [10]
3 at #10 Southern Miss	ESPN+	L, 7-6
5 LIPSCOMB	SECN+	W, 8-3
6 LIPSCOMB	SECN+	W, 9-4
7 LIPSCOMB	SECN+	W, 26-0 [7]
10 vs. Tulane (2)	SECN+	W, 11-7
13 at #5 Arkansas*	SECN	6 p.m.
14 at #5 Arkansas*	SECN+	1 p.m.
15 at Arkansas*	SECN+	2 p.m.
17 JACKSON STATE	SECN	6 P.M.
20 VANDERBILT*	SECN	7 P.M.
21 VANDERBILT*	SECN+	6 P.M.
22 VANDERBILT*	SECN+	1 P.M.
24 SOUTHERN MISS	SECN+	6 P.M.
27 at Ole Miss*	SECN+	6:30 P.M.
28 at Ole Miss*	SECN+	1:30 P.M.
29 at Ole Miss*	SECN	3 p.m.
31 GRAMBLING	SECN+	6 P.M.

April (0-0)

2 GEORGIA*	SECN+	6 P.M.
3 GEORGIA*	SECN+	6 P.M.
4 GEORGIA*	SECN+	1 P.M.
7 UAB	SECN+	6 P.M.
10 TENNESSEE*	ESPN+	6 P.M.
11 TENNESSEE*	SECN+	6 P.M.
12 TENNESSEE*	SECN+	1 P.M.
14 at Samford	ESPN+	6 p.m.
17 at South Carolina*	SECN+	6 P.M.
18 at South Carolina*	SECN	12 p.m.
19 at South Carolina*	SECN+	12:30 P.M.
21 MEMPHIS	ESPN2	6 P.M.
24 LSU*	SECN+	6 P.M.
25 LSU*	ESPN2	6:30 P.M.
26 LSU*	SECN+	1 P.M.
27 vs. Ole Miss (3)	SECN+	6 p.m.

May (0-0)

1 at Texas*	SECN+	6:30 P.M.
2 at Texas*	SECN+	2:30 P.M.
3 at Texas*	ESPN	1 p.m.
5 NICHOLLS	SECN	6 P.M.
7 AUBURN*	ESPNU	7 P.M.
8 AUBURN*	SECN	7:30 P.M.
9 AUBURN*	SECN	3 P.M.
14 at Texas A&M*	SECN+	6 P.M.
15 at Texas A&M*	SECN+	6 P.M.
16 at Texas A&M*	SECN+	2 P.M.

SEC Tournament (0-0)

TBD

All times central and subject to change

HOME GAMES IN BOLD CAPS | * - Southeastern Conference game

(1) - Globe Life Field; Arlington, Texas. (2) - Keesler Federal Park; Biloxi, Miss.

(3) - Trustmark Park; Pearl, Miss.



MISSISSIPPI STATE BULLDOGS

Record	15-2, 0-0 SEC
Rankings	BA - 2, D1 - 3, NCBWA - 3,Perfect Game - 4, USA Today - 3
Head Coach	Brian O'Connor
Career Record	932-390-2 (23rd season)
Record at MSU	15-2 (1st season)



ARKANSAS RAZORBACKS

Record	12-5, 0-0 SEC
Rankings	BA - 8, D1 - 5, NCBWA - 6,Perfect Game - 7, USA Today - 6
Head Coach	Dave Van Horn
Career Record	1,316-644 (33rd season)
Record at UA	945-476 (24th season)

MATCHUPS AT A GLANCE

MSU	OFFENSE	UA	MSU	PITCHING/DEF.	UA
.354	Batting	.296	3.76	ERA	2.74
.595	Slugging	.471	146.0	IP	148.0
.462	On-Base Pct.	.382	0	CGs	1
50	Doubles	31	5	Saves	3
2	Triples	1	198	Strikeouts	186
28	Home Runs	22	51	Walks	38
103	Walks	79	.223	OBA	.199
31-38	SB-SBA	20-26	.983	Fielding Pct.	.974

PROBABLE PITCHERS

FRI: MSU - RHP Ryan McPherson (So., 3-0, 1.96 ERA, 28 K, 5 BB) vs. UA - RHP Gabe Gaeckle (Jr., 2-1, 2.61 ERA, 27 K, 6 BB)

SAT: MSU - LHP Tomas Valincius (So., 3-0, 1.74 ERA, 26 K, 6 BB) vs. UA - LHP Hunter Dietz (R-So., 2-1, 2.84 ERA, 34 K, 5 BB)

SUN: MSU - Duke Stone (So., 3-0, 3.06 ERA, 24 K, 2 BB) vs. UA - LHP Colin Fisher (Jr., 2-1, 1.17 ERA, 30 K, 3 BB)

GAME COVERAGE

Date	TV/Stream	Play-by-Play	Analyst	Radio	PxP/Analyst
March 13	SEC Network+	Brett Dolan	Troy Eklund	96.1 FM/MSU App	Neil Price/Jay Powell
March 14	SEC Network	Dave Neal	Chris Burke	96.1 FM/MSU App	Neil Price/Jay Powell
March 15	SEC Network	Dave Neal	Chris Burke	96.1 FM/MSU App	Neil Price/Jay Powell

Live Stats - MSU.STATBROADCAST.COM X - @HailStateBB #HailState

SERIES HISTORY

Series History vs. UA	UA leads 59-58	Last Five Meetings
MSU Streak	L1	5/12/24 (Fayetteville, Ark.) L, 9-6
First Meeting	April 7, 1958	5/11/24 (Fayetteville, Ark.) W, 8-5
Last Meeting	May 12, 2024	5/10/24 (Fayetteville, Ark.) L, 7-5
Last MSU Win	May 11, 2024	5/7/23 (Starkville) L, 11-6
Last TU Win	May 12, 2024	5/6/23 (Starkville) L, 14-2 [7]

NUMBERS TO KNOW

26

MSU shutout Lipscomb 26-0 last Sunday. It's the most runs the Bulldogs have scored in a game since 2010 and their largest margin of victory since 1999.

1

The Bulldogs have pitched a pair of one-hitters this season against Alcorn State (2/18) and Lipscomb (3/7). MSU won those games by a combined score of 45-0.

TOP 10

State's offense ranks third nationally in doubles, fourth in batting average, sixth in hits, seventh in runs, eighth in scoring and ninth in on-base percentage.



PROGRAM QUICK FACTS

School Information

Location	Starkville, Mississippi
Founded	1878
Enrollment	23,563
President	Dr. Mark E. Keenum
Faculty Representative	Dr. Brent Fountain
Director of Athletics	Zac Selmon
Twitter	@ZacSelmon
Affiliation	NCAA Division I
Conference	Southeastern
Nickname	Bulldogs
Colors	Maroon and White

Stadium

Name	Dudy Noble Field, Polk-DeMent Stadium
Capacity	15,000+
Field Dimensions	Left-330, Left Center-385, Center-400, Right Center-380, Right-305

Team Information

2025 Overall Record (SEC)	36-23 (15-15)
2025 Home / Away / Neutral	22-8 / 9-11 / 5-4
2025 Postseason	NCAA Regional
Lettermen Returning/Lost	16/17
Position Starters Returning/Lost	5/4
Pitchers Returning/Lost	7/13
2026 Newcomers	26 (8 Freshmen, 18 Transfers)

Program Information

First Year of Baseball	1885 (136th season)
First Year in SEC	1933 (Charter Member)
All-Time Record (Win %)	2,896-1,702-29 (.629)
All-Time SEC Record (Win %)	1,029-902-3 (.532)
SEC Championships (Last)	11 (2016)
SEC Tournament Championships (Last)	7 (2012)
NCAA Tournaments (Last)	41 (2025)
NCAA Super Regionals (Last)	10 (2021)
College World Series (Last)	12 (2021)
National Championship (Last)	1 (2021)

MEDIA INFORMATION

BASEBALL MEDIA PORTAL

Mississippi State has created an online portal for media members covering the Bulldogs' baseball program. To access the portal, visit hailst.at/BBMedia.

The Baseball Press Box Page of HailState.com will include links to media guides, quick facts, game notes, box scores, recaps, pool photography and team and staff headshots.

PRESS BOX SERVICES

A complete NCAA box score and pertinent game facts are available to members of the working media following each game. Seats will be assigned. A pregame meal will be passed out in the press box approximately one hour prior to each game.

The press box is equipped with high-speed internet and telephone access. It is also set up to accommodate television and team radio/video personnel.

RADIO BROADCASTS

Dudy Noble Field houses radio lines to support home and visitor radio broadcasts. For more information on the phone lines, please contact Logan Lowery in the Communications office.

POSTGAME INTERVIEWS

Requested MSU players, along with head coach Brian O'Connor, will be available for a postgame media session in the Omaha Room approximately 20 minutes after home games. The Mississippi State locker room and team spaces are closed to the media.

MSU PLAYER/COACH AVAILABILITY

Players and coaches will be made available to the media upon request. Those wishing to set up an interview must contact Logan Lowery via phone or email at least 48 hours prior to the desired interview time. On gameday, players and coaches are only available postgame.

In most cases, players will be available for a brief time before or after practices which are typically scheduled on weekday afternoons.

Media members are NOT permitted to contact student-athletes on their own at any time. This includes phone, email, text or through social media platforms. Student-athletes' contact information will not be given out.

PHOTOGRAPHERS / VIDEOGRAPHERS

A limited number of photographers and videographers will be permitted to shoot in the photo wells at each end of home and visiting dugouts. Those wishing to shoot a game must request access at least 48 hours before the game.

To access the SEC's media FTP, contact licensing@xosdigital.com.

CONTACT INFORMATION:

LOGAN LOWERY

Baseball

Office	(662)251-2467
Email	LLOWERY@athletics.msstate.edu
X	@loganlowery





2026 ROSTER

NUMERICAL

#	Name	Pos.	B/T	Ht.	Wt.	Cl./Exp.	Hometown/High School (Previous School)
2	Jacob Parker	OF	L/R	6-3	220	Fr./HS	Purvis, Miss. / Purvis HS
3	Ace Reese	INF	L/R	6-4	220	Jr./1L	Canton, Texas / Canton HS (Houston)
4	Tomas Valincius	LHP	L/L	6-2	225	So./TR	Lockport, Ill. / Baylor School [TN] (Virginia)
5	Aidan Teel	OF	L/R	6-0	200	R-Jr./TR	Mahwah, N.J. / Mahwah HS (Virginia)
6	James Nunnallee	OF	L/R	6-1	190	So./TR	San Diego, Calif. / Lightridge [VA] HS (Virginia)
7	Reed Stallman	1B/OF	L/L	6-3	220	Gr./1L	Robins, Iowa / Alburnett HS (Campbell)
8	Charlie Foster	LHP	R/L	6-4	205	So./1L	Snellville, Ga. / Brookwood HS
9	Ryder Woodson	INF	R/R	6-3	190	So./TR	Naples, Fla. / St. John Neumann HS (NC State)
10	Drew Wyers	INF	R/R	6-2	200	Sr./TR	Columbus, N.J. / Northern Burlington County Regional (Bryant)
11	Duke Stone	RHP	R/R	6-5	235	So./1L	Uvalda, Ga. / Jeff Davis HS
12	Chone James	INF/UTL	R/R	6-0	185	So./TR	Myrtle Beach, S.C. / Socastee HS (Virginia)
13	William Kirk	LHP	L/L	6-2	205	R-Fr./TR	Saddle River, N.J. / Ramsey HS (Virginia)
14	Vytas Valincius	OF	R/R	6-4	230	Gr./TR	Lockport, Ill. / Baylor School [TN] (Illinois)
15	Tanner Beliveau	RHP/UTL	R/R	6-3	225	Fr/HS	Petal, Miss. / Petal HS
16	Braden Booth	RHP	R/R	6-2	200	R-Fr./RS	Madison Ala. / Bob Jones HS
17	Parker Rhodes	RHP	R/R	6-1	185	Fr./HS	Greenfield, Ind. / Greenfield-Central HS
18	Noah Sullivan	UTL/RHP	R/R	6-1	215	Gr./1L	Orlando, Fla. / Dr. Phillips HS (USC Upstate)
19	Andrew Raymond	C	L/R	6-1	205	So./TR	Middletown, Md. / Middletown HS (George Mason)
20	Maddox Miller	LHP	L/L	6-4	185	Fr./HS	Hattiesburg, Miss. / Oak Grove HS
21	Kevin Milewski	C	R/R	6-5	235	Jr./TR	Wallington, Conn. / Notre Dame-West Haven HS (Seton Hall)
22	Nick Frontino	INF	R/R	6-3	205	Fr./HS	Bonita Springs, Fla. / St. John Neumann HS
23	Jackson Owen	C	R/R	5-10	200	Gr./1L	Starkville, Miss. / Starkville HS (Northeast Mississippi CC)
24	Jack Bauer	LHP	L/L	6-4	195	Fr./HS	Frankfort, Ill. / Lincoln Way East HS
25	Chris Billingsley Jr.	RHP	R/R	6-4	205	Jr./JC	Brent, Ala. / Bibb County HS (East Central [MS] CC)
27	Peter Mershon	UTL	R/R	6-2	205	Fr./HS	Taylors, S.C. / Eastside HS
28	Ryan McPherson	RHP	R/R	6-3	215	So./1L	Hollywood, Fla. / North Broward Prep
29	Maddox Webb	RHP	R/R	6-2	195	Jr./TR	Summerville, S.C. / Summerville HS (The Citadel)
30	Jackson Logar	RHP	R/R	6-0	215	Jr./TR	Medford, N.J. / Shawnee HS (James Madison)
31	Charlie Wortham	UTL	R/R	6-1	205	Fr./HS	St. Peters, Mo. / De Smet Jesuit HS
32	Peyton Fowler	RHP	R/R	6-3	195	Jr./JC	Gluckstadt, Miss. / Germantown HS (Meridian CC)
33	Blake Bevis	1B/OF	R/R	6-4	230	Sr./TR	Brentwood, Tenn. / Ravenwood HS (Ball State)
34	Gehrig Frei	INF/OF	S/R	6-1	210	Gr./1L	Alpharetta, Ga. / South Forsyth HS (North Alabama)
35	Ben Davis	RHP	R/R	6-4	230	Sr./1L	Booneville, Miss. / Booneville HS (Itawamba CC)
36	Tyler Pitzer	RHP	L/R	6-3	205	Jr./TR	McDonald, Penn. / South Fayette Township HS (South Carolina)
37	Brendan Sweeney	RHP	R/R	6-7	210	Sr./TR	Edmond, Okla. / Edmond North HS (South Carolina)
38	Bryce Chance	OF	R/R	5-10	180	Gr./3L	Ridgeland, Miss. / Madison-Ridgeland Academy
39	Patrick Spencer Jr.	RHP	R/R	6-3	215	R-So./JC	Greenville, Miss. / Washington School (Pearl River CC)
42	Jack Gleason	RHP	R/R	6-1	200	R-Fr./RS	Germantown, Tenn. / Briarcrest Christian HS
45	Dane Burns	LHP	R/L	6-5	215	So./1L	Regina, Saskatchewan, Canada / Prosper [TX] HS
47	JT Schnoor	RHP	R/R	6-4	225	R-Jr./RS	Pascagoula, Miss. / Resurrection Catholic School (Pearl River CC)
49	Gatlin Sanders	INF	L/R	5-11	185	Sr./Sr.	Madison, Miss. / Madison Central HS (Jones CC)

COACHING / SUPPORT STAFF

- 26 Brian O'Connor - Head Coach (First Season; Creighton, 1993)
- 44 Kevin McMullan - Associate Head Coach (First Season; Indiana University of Pennsylvania, 1990)
- 51 Matt Kirby - Assistant Coach (First Season; William & Mary, 2003)
- 24 Justin Parker - Assistant Coach (Third Season; Wright State, 2012)
- Justin Armistead - Associate A.D./Baseball (First Season; Virginia, 2008)
- Mike Roberts - Director of Player Development and Scouting (First Season; VMI, 2012)
- Justin Weiss - Baseball Operations Coordinator (First Season; Lafayette College, 2023)
- Jonathan French - Data/Video Analytics Coordinator (Second Season; South Carolina, 2023)
- Joe Savino - Pitching Coordinator (First Season; Elon, 2023; Virginia 2024)
- Scott Shipman - Strength and Conditioning Coach (Fourth Season; Augusta University, 2013)
- Jason Wire - Associate Athletic Trainer (16th Season; St. Cloud State, 2006)
- Travis Reifsnider - Scouting/Assistant Recruiting Coordinator (First Season; James Madison, 2022; Virginia 2023)

ROSTER BREAKDOWN

BY POSITION

RHP - 16 (Stone, Beliveau, Booth, Rhodes, Sullivan, Billingsley, McPherson, Webb, Logar, Fowler, Davis, Pitzer, Sweeney, Spencer, Gleason, Schnoor)
LHP - 6 (T. Valincius, Foster, Kirk, Miller, Bauer, Burns)
C - 3 (Raymond, Milewski, Owen)
1B - 2 (Stallman, Bevis)
IF - 7 (Reese, Woodson, Wyers, James, Frontino, Frei, Sanders)
OF - 8 (Parker, Teel, Nunnallee, Stallman, V. Valincius, Bevis, Frei, Chance)
UTL - 5 (James, Beliveau, Sullivan, Mershon, Wortham)

BY CLASS

FRESHMEN - 11 (Parker, Kirk (RS), Beliveau, Booth [RS], Rhodes, Miller, Frontino, Bauer, Mershon, Wortham, Gleason [RS])
SOPHOMORES - 10 (T. Valincius, Nunnallee, Foster, Woodson, Stone, James, Raymond, McPherson, Spencer [RS], Burns)
JUNIORS - 9 (Reese, Teel [RS], Milewski, Billingsley, Webb, Logar, Fowler, Pitzer, Schnoor [RS])
SENIORS - 5 (Wyers, Bevis, Davis, Sweeney, Sanders)
GRADUATES - 6 (Stallman, V. Valincius, Sullivan, Owen, Frei, Chance)

BY STATE

MISSISSIPPI - 10 (Parker, Beliveau, Miller, Owen, Fowler, Davis, Chance, Spencer, Schnoor, Sanders)
NEW JERSEY - 4 (Teel, Wyers, Kirk, Logar)
FLORIDA - 4 (Woodson, Sullivan, Frontino, McPherson)
ILLINOIS - 3 (T. Valincius, V. Valincius, Bauer)
GEORGIA - 3 (Foster, Stone, Frei)
SOUTH CAROLINA - 3 (James, Mershon, Webb)
ALABAMA - 2 (Booth, Billingsley)
TENNESSEE - 2 (Bevis, Gleason)
TEXAS - 1 (Reese)
CALIFORNIA - 1 (Nunnallee)
IOWA - 1 (Stallman)
INDIANA - 1 (Rhodes)
MARYLAND - 1 (Raymond)
CONNECTICUT - 1 (Milewski)
MISSOURI - 1 (Wortham)
PENNSYLVANIA - 1 (Pitzer)
OKLAHOMA - 1 (Sweeney)
CANADA - 1 (Burns)

PRONUNCIATION GUIDE

Tomas Valincius	Toe-Mas Vuh-link-cuss
Chone James	Sean or Shaun
Vytas Valincius	Vee-Tuss Vuh-lynn-see-us
Tanner Beliveau	Bell-iv-0
Kevin Milewski	Mill-Eww-Ski
Peter Mershon	Murr-Shawn
Blake Bevis	Beavis
JT Schnoor	S-newer
Jackson Logar	Low-Gar
Gehrig Frei	Fry



PROJECTED STARTERS

2026 statistics listed | Probable starters based on previous games


Pos.	Name	Elg.	B/T	Ht./Wt.	Avg.	H	HR	RBI	Notes
C	Andrew Raymond	So.	L/R	6-1/205	.355	11	0	4	Has made a team-best eight starts behind the plate; Has a hit in seven of those starts and currently riding a four-game hitting streak.
1B	Blake Bevis	Sr.	R/R	6-4/230	.429	9	2	9	Has starts at 1B and LF; Homered and collected six RBIs vs. Alcorn State (2/18); Belted a pinch-hit homer vs. Delaware (2/21).
2B	Gehrig Frei	Sr.	S/R	6-1/210	.357	20	2	13	Started at four different positions last season (1-1B, 4-2B, 1-3B, 27-LF); Hit four leadoff home runs in 2025; Team-best 15-game hitting streak.
SS	Ryder Woodson	So.	R/R	6-3/190	.306	19	1	11	NC State transfer has started 16 of 17 games at shortstop; Went 4-for-5 with three doubles and an RBI vs. No. 1 UCLA (3/1).
3B	Ace Reese	Jr.	L/R	6-3/205	.397	27	5	25	First team All-American has 15 extra-base hits this season (10 doubles, five homers); OPS of 1.233; Hit a grand slam vs. Tulane (3/11).
LF	Bryce Chance	Gr.	R/R	5-10/180	.422	19	0	10	Lone Bulldog to play for MSU prior to 2025; Former walk-on; 156 career starts; 1.000 career fielding percentage; Leads team with seven steals.
CF	Aidan Teel	R-Jr.	L/R	6-0/200	.286	10	2	12	Hit a grand slam vs. Austin Peay (2/24); Homered again against Arizona State (2/27); Brother, Kyle, is a catcher for the White Sox.
RF	James Nunnallee	So.	L/R	6-1/190	.220	9	1	4	Premier defender started 40 games as a freshman at Virginia last season; Hit a pinch-hit, 3-run homer vs. Austin Peay (2/24) for second-career HR.
DH	Noah Sullivan	Gr.	R/R	6-1/215	.391	18	5	18	First team All-American; Hit .500 last week with two doubles, three homers, 12 RBIs and two steals; Is 5-for-5 on steal attempts this year.

TEAM STATISTICAL RANKINGS



NCAA Category	Rank	Rank
Batting		
Base on Balls	22	100
Batting Average	4	76
Doubles	3	90
Hit By Pitch	181	299
Hits	4	50
Home Runs	20	55
On-Base Percentage	9	138
Runs	5	108
Sacrifice Bunts	141	244
Sacrifice Flies	34	71
Scoring	8	142
Slugging Percentage	9	82
Stolen Bases	52	140
Triples	164	225
Pitching		
Earned Run Average	38	9
Hit Batters	219	279
Hits Allowed Per 9 Inn.	32	10
Shutouts	6	6
Strikeout-to-Walk Ratio	5	3
Strikeouts Per 9 Innings	6	20
WHIP	23	3
Walks Allowed Per 9 Inn.	19	3
Miscellaneous		
Double Plays Turned	106	132
Fielding Percentage	24	96
Triple Plays	--	--
RPI	17	102
	(as of 3/11)	(as of 3/11)

National statistical rankings listed above will be updated prior to each weekend series and midweek games.



National Rankings

Baseball America

- UCLA
- Mississippi State
- Texas
- Georgia Tech
- Auburn
- Georgia
- Oklahoma
- Arkansas
- Virginia
- Southern Miss
- North Carolina
- Clemson
- LSU
- TCU
- NC State
- Ole Miss
- Florida State
- Wake Forest
- Texas A&M
- Southern California
- Tennessee
- West Virginia
- Oregon State
- UTSA
- Florida

D1Baseball

- UCLA
- Texas
- Mississippi State
- Georgia Tech
- Arkansas
- Auburn
- Southern Miss
- Georgia
- Oklahoma
- NC State
- Clemson
- Wake Forest
- LSU
- Virginia
- North Carolina
- Coastal Carolina
- TCU
- Oregon State
- Tennessee
- Florida State
- Kentucky
- Texas A&M
- Florida
- Southern California

NCBWA

- UCLA
- Texas
- Mississippi State
- Georgia Tech
- Auburn
- Arkansas
- Southern Miss
- Clemson
- LSU
- Georgia
- Oklahoma
- North Carolina
- Wake Forest
- NC State
- Florida State
- Florida
- Texas A&M
- Virginia
- Oregon State
- USC
- TCU
- Coastal Carolina
- West Virginia
- Tennessee
- Kentucky

Perfect Game

- UCLA
- Texas
- Georgia Tech
- Mississippi State
- Auburn
- Southern Miss
- Arkansas
- Georgia
- Oklahoma
- Virginia
- Clemson
- USC
- NC State
- Oregon
- Florida State
- Wake Forest
- LSU
- UTSA
- Tennessee
- North Carolina
- Oregon State
- Oregon State
- UC Santa Barbara
- Florida
- Kentucky
- West Virginia

USA Today Coaches

- UCLA
- Texas
- Mississippi State
- Georgia Tech
- Auburn
- Arkansas
- Southern Miss
- Georgia
- Clemson
- North Carolina State
- Oklahoma
- Wake Forest
- LSU
- North Carolina
- Florida State
- Virginia
- Oregon State
- Florida
- Southern California
- Texas A&M
- Tennessee
- Kentucky
- TCU
- Ole Miss
- Coastal Carolina

PITCHING PROBABLES

GAME 1



#28 RYAN MCPHERSON RHP Soph.

6-3 | 205 | Hollywood, Fla. | North Broward Prep

2026: 3-0, 1.96 ERA, 4 G/4 GS, 23 IP, 19 H, 5 ER, 5 BB, 28 K

CAREER: 7-1, 3.32 ERA, 24 G/6 GS, 3 SV, 62.1 IP, 47 H, 23 ER, 20 BB, 84 K

2026 SEASON

- Started State's season opener vs. Hofstra, fanning four and walking none in four innings of work.
- Fanned a career-high 11 batters across a six-inning start to pick up the win vs. Delaware (2/20).
- Logged a career-best seven innings and picked up the win vs. Arizona State (2/27).
- Earned third-straight win vs. Lipscomb (3/5).

2026 GAME LOG

DATE	OPP.	DEC.	IP	H	R	ER	HR	BB	K	NP	ERA
2/13	HOFSTRA*	--	4.0	6	2	2	0	0	4	73	4.50
2/20	DELAWARE*	W	6.0	4	2	1	0	1	11	92	2.70
2/27	ARIZONA STATE*W		7.0	4	1	1	0	3	5	90	2.12
3/5	LIPSCOMB*	W	6.0	5	1	1	0	1	8	81	1.96
TOTALS		3-0	23.0	19	6	5	0	5	28	336	1.96

GAME 2/3



#4 TOMAS VALINCIUS LHP Soph.

6-2 | 225 | Lockport, Ill. | Baylor School [TN] | Virginia

2026: 3-0, 1.74 ERA, 4 G/4 GS, 20.2 IP, 17 H, 4 ER, 6 BB, 26 K

CAREER: 8-1, 3.90 ERA, 17 G/16 GS, 85.1 IP, 81 H, 37 ER, 23 BB, 96 K

2026 SEASON

- Picked up the win in MSU debut vs. Hofstra in the first game of a doubleheader vs. Hofstra (2/14). Struck out six across 5 1/3 shutout innings.
- Earned second-straight win with a seven strikeout performance vs. Delaware, firing six shutout innings.
- Collected third consecutive victory with seven strikeouts vs. Virginia Tech (2/28).

2026 GAME LOG

DATE	OPP.	DEC.	IP	H	R	ER	HR	BB	K	NP	ERA
2/14	HOFSTRA-1*	W	5.1	4	0	0	0	1	6	68	0.00
2/21	DELAWARE*	W	6.0	5	0	0	0	2	7	89	0.00
2/28	VIRGINIA TECH* W		5.1	4	2	2	1	1	7	93	1.08
3/6	LIPSCOMB	--	4.0	4	2	2	0	2	6	78	1.74
TOTALS		3-0	20.2	17	4	4	1	6	26	328	1.74

GAME 2/3



#11 DUKE STONE RHP Soph.

6-5 | 235 | Uvalda, Ga. | Jeff Davis HS

2026: 3-0, 3.06 ERA, 5 G/3 GS, 17.2 IP, 10 H, 6 ER, 2 BB, 24 K

CAREER: 3-0, 3.63 ERA, 10 G/3 GS, 22.1 IP, 16 H, 9 ER, 5 BB, 31 K

2026 SEASON

- Pitched two innings and earned the win in relief in the season opener vs. Hofstra on Feb. 13.
- Worked four shutout innings of relief with six strikeouts and surrendered only one baserunner in a win vs. Delaware (2/22).
- Logged four perfect innings in a start vs. Lipscomb (3/7) with six strikeouts.

2026 GAME LOG

DATE	OPP.	DEC.	IP	H	R	ER	HR	BB	K	NP	ERA
2/13	HOFSTRA	W	2.0	3	2	2	0	2	4	47	9.00
2/17	TROY*	--	4.0	1	1	1	0	0	6	58	4.50
2/22	DELAWARE	W	4.0	1	0	0	0	0	6	47	2.70
3/1	UCLA*	--	3.2	5	3	3	1	0	2	66	3.95
3/7	LIPSCOMB*	W	4.0	0	0	0	0	0	6	56	3.06
TOTALS			17.2	10	6	6	1	2	24	274	3.06





MISC. HITTING STATS

2026 MULTI-HIT GAMES

PLAYER	2	3	4	5+	TOTAL
Ace Reese	4	3	-	1	8
Bryce Chance	5	1	-	-	6
Ryder Woodson	3	1	1	-	5
Gehrig Frei	5	-	-	-	5
Andrew Raymond	4	-	-	-	4
Reed Stallman	2	2	-	-	4
Noah Sullivan	2	1	1	-	4
Blake Bevis	3	-	-	-	3
Vytas Valincius	2	1	-	-	3
Drew Wyers	1	1	1	-	3
Chone James	3	-	-	-	3
Aidan Teel	1	1	-	-	2
Jacob Parker	2	-	-	-	2
Peter Mershon	1	-	-	-	1
TOTAL	38	11	3	1	53

2026 MULTI-RBI GAMES

PLAYER	2	3	4	5+	TOTAL
Ace Reese	1	4	2	-	7
Reed Stallman	2	2	1	-	5
Chone James	4	-	-	-	4
Jacob Parker	2	2	-	-	4
Noah Sullivan	1	1	1	1	4
Gehrig Frei	2	1	-	-	3
Aidan Teel	-	1	1	-	2
Bryce Chance	2	-	-	-	2
Ryder Woodson	2	-	-	-	2
Drew Wyers	2	-	-	-	2
Vytas Valincius	1	-	1	-	2
Blake Bevis	1	-	-	1	2
Andrew Raymond	1	-	-	-	1
Peter Mershon	-	-	1	-	1
James Nunnallee	-	1	-	-	1
TOTAL	21	12	7	2	42

HITTING STREAKS

PLAYER	SEASON	CURRENT	CAREER
Gehrig Frei	15	15	15
Bryce Chance	7	2	18
Noah Sullivan	6	6	10
Reed Stallman	6	6	6
Chone James	6	2	6
James Nunnallee	6	2	6
Ryder Woodson	6	-	6
Vytas Valincius	5	3	10*
Andrew Raymond	4	4	8*
Aidan Teel	4	4	9*
Ace Reese	4	2	22
Blake Bevis	3	1	10*
Jacob Parker	2	2	2
Drew Wyers	2	2	9*
Kevin Milewski	1	1	12*
Peter Mershon	1	-	1
Gatlin Sanders	-	-	6

* - indicates streaks from previous school

HOME RUNS

PLAYER	TOTAL	'26	'25	'24	'23	'22
Blake Bevis	43	2	18*	12	11	--
Noah Sullivan	42	5	15	17*	2*	3*
Ace Reese	33	5	21	7*	--	--
Gehrig Frei	32	2	8	15*	7*	--
Reed Stallman	29	3	11	15*	--	--
Drew Wyers	23	2	11*	8*	2*	--
Vytas Valincius	19	0	7*	12*	0*	--
Kevin Milewski	18	1	16*	1*	--	--
Bryce Chance	12	0	4	6	2	--
Aidan Teel	12	2	7*	3*	--	--
Andrew Raymond	5	0	5*	--	--	--
Ryder Woodson	4	1	3*	--	--	--
Jacob Parker	3	3	--	--	--	--
James Nunnallee	2	1	1*	--	--	--
Chone James	1	1	0	--	--	--

* - indicates home runs from previous school

O'CONNOR ERA BEGINS

- Moments after Mississippi State was eliminated in the finals of the 2025 Tallahassee Regional, the Bulldogs announced the hiring of hall of famer Brian O'Connor as its 19th head baseball coach.
- O'Connor comes to Starkville following a highly successful 22-year stint at Virginia where he led the Cavaliers to 18 NCAA Tournament appearances (including a stretch 14 straight), seven trips to the College World Series and the 2015 national championship.
- The 54-year old from Council Bluffs, Iowa is a three-time National Coach of the Year and was named ACC Coach of the Year five times. He led the Hoos to two ACC regular season championships, two ACC Tournament titles and was the national runner-up in 2014.
- O'Connor has five 50-win seasons and 13 seasons of at least 40 victories to his credit. He ranks second among active Division I coaches in career winning percentage (.702).
- The Creighton alum is one of eight active Division I coaches to win a national championship and one of only 20 people to play and also coach in the College World Series.
- O'Connor has produced 109 MLB Draft picks, 14 first round picks and 36 MLB players.

SELECTING A STAFF

- Brian O'Connor brought most of his coaching staff with him from Virginia. Associate head coach Kevin McMullan, who serves as hitting and third base coach, was at O'Connor's side for all 22 years in Charlottesville. McMullan has twice been named the National Assistant Coach of the Year in 2009 and 2024.
- Assistant coach Matt Kirby, who works with the catchers and is the first base coach, worked under O'Connor for 14 seasons at Virginia, including 12 as a volunteer assistant before being promoted to a full-time assistant and recruiting coordinator in 2023.
- Five other members of the Bulldogs' staff have spent time working for O'Connor at Virginia in their careers (Associate A.D./Baseball Justin Armistead, Director of Player Development and Scouting Mike Roberts, Director of Player Development Justin Weiss, Pitching Coordinator Joe Savino, Scouting/Assistant Recruiting Coordinator Travis Reifsnider).

RETAINING JUSTIN PARKER

- Brian O'Connor chose to retain one member of MSU's previous coaching staff in pitching coach Justin Parker.
- During his first two seasons in Starkville, Parker's pitching staffs have certainly been strikeout artists. The Bulldogs fanned 486 batters during Parker's first season in 2024, which is the fourth-most all-time in a single season in school history. They followed up with 494 K's last year, which ranks third all-time in MSU's annals.
- Parker was also promoted as Mississippi State's interim head coach last season after parting ways with Chris Lemonis on April 28. The Diamond Dawgs closed out the regular season by winning nine of their final 10 regular season games, including sweeps of Kentucky and Missouri and a series win against archrival Ole Miss. MSU went 11-4 under Parker and reached the finals of the Tallahassee Regional.
- Parker has had 14 pitchers drafted during his two seasons at State, which is tied for the most of any program in the country during that span.
- Although Parker is well respected as a pitching coach, he was not a pitcher himself. The Fort Wayne, Indiana native was a two-time first team All-Horizon League shortstop at Wright State in 2007-08 as well as being tabbed to the Horizon League All-Newcomer Team as a freshman in 2006. He had a .359 career batting

average in college with 17 homers and 121 RBIs. Parker was drafted in the sixth round by Arizona and spent three seasons in the minor leagues playing for the Diamondbacks and Brewers organizations.

TOP FIVE BATS ARE BACK

- Mississippi State hit a program-record 103 home runs last season and finished 2025 with a collective .304 batting average as a team.
- The Bulldogs have the luxury of having their top five hitters back this spring, all of which batted .317 or better.
- First team All-American Ace Reese led the team hitting .352 with 80 hits, 18 doubles, 21 homers, 66 RBIs, 163 total bases and a .718 slugging percentage.
- First team All-American Noah Sullivan was the only player to start all 59 games and was third in the SEC with a .475 on-base percentage. He also hit .345 with 70 hits, 16 doubles, 15 homers and 46 RBIs.
- Switch-hitter Gehrig Frei led off 33 times in 2015 while starting at four different positions (LF, 2B, 3B, 1B). Frei batted .345 with 11 doubles, eight homers and 17 RBIs. Half of his homers were leadoff long balls.
- Bryce Chance appeared in all but one game last season while batting .332 with 69 hits, 14 doubles, a triple, four homers, 43 RBIs and was second on the team with 10 steals in 11 attempts.
- Gatlin Sanders started 42 games at second base and committed only four errors all season. He also hit .317 at the plate with 44 hits, five doubles and drove in 23 runs.

PORTAL POWER

- Mississippi State's roster consists of 26 newcomers - 18 of which were obtained from the transfer portal.
- According to D1Baseball, the Diamond Dawgs brought in the nation's No. 2 portal class, five of which chose to accompany coach Brian O'Connor from Virginia.
- Third team All-ACC outfielder Aidan Teel and ACC All-Freshman Team pitcher Tomas Valincius came to Starkville from the Cavaliers as did outfielder James Nunnallee (40) and infielder/utility man Chone James (15), who combined to start 55 games as true freshmen in 2025. Also making the move from Charlottesville was redshirt freshman lefty hurler William Kirk, who was the 2024 Gatorade Player of the Year in New Jersey.
- The Bulldogs also brought in five other all conference performers in their transfer class, including infielder Drew Wyers who was the 2025 America East Player of the Year at Bryant where he hit .407 with 11 homers and 50 RBIs.
- Valincius' older brother, Vytas, was a second team All-Big Ten outfielder at Illinois where he led the Illini in with a .348 batting average, 71 hits and 14 doubles.
- Catcher Kevin Milewski was a second team All-Big East performer at Seton Hall where he hit .303 with 16 homers and 58 RBIs as a sophomore last season.
- Maddox Webb became the first player from The Citadel to earn first team All-SoCon honors since 2017 after posting a 4-1 record with five saves last spring.
- First baseman/outfielder Blake Bevis is a two-time All-MAC performer at Ball State where he was a career .296 hitter with 41 long balls and 146 runs batted in.
- Other portal additions include pitchers Jackson Logar (James Madison), Tyler Pitzer (South Carolina) and Brendan Sweeney (South Carolina), catcher Andrew Raymond (George Mason) and infielder Ryder Woodson (NC State).
- MSU also added a pair of arms from instate junior colleges in Chris Billingsley Jr. (East Central) and Peyton Fowler (Meridian).



ALL-AMERICAN TRIO

- Three members of MSU's roster were tabbed preseason All-Americans entering the 2026 campaign.
- Third baseman Ace Reese was named a first team selection by Perfect Game and Baseball America and a second teamer by D1Baseball and the National Collegiate Baseball Writers Association. The NCBWA selected Reese as a first team All-American last season and received second team honors from D1Baseball, Baseball America and the American Association of Baseball Coaches. He also garnered third team All-America honors from Perfect Game in 2025.
- Noah Sullivan drew first preseason first team recognition from the NCBWA as a designated hitter/utility player. Sullivan was also a 2025 first team selection by the NCBWA and a third team All-American by Baseball America.
- Virginia transfer Aidan Teel also received preseason praise from the NCBWA after being named a fourth team All-American.
- State has had 85 student-athletes selected as All-Americans, earning a total of 165 honors during its storied history.

COMING UP ACES

- Ace Reese's first season at Mississippi State was one of the finest in school history and walked away with multiple SEC and national honors in 2025.
- Reese led the Diamond Dawgs batting .352 with 80 hits, 18 doubles, 21 homers, 66 RBIs, 163 total bases and a .718 slugging percentage which ranking in the top seven in the SEC in each of those categories.
- Reese's 21 homers in 2025 were the eighth-most in a single season in MSU history.
- The Canton, Texas native also produced 25 multi-hit games, 20 multi-RBI games and five multi-homer games.
- Reese was tabbed as an All-American by the NCBWA (first team), D1Baseball (second team), Baseball America (second team), ABCA (second team) and Perfect Game (third team).
- The third baseman was also named the SEC Newcomer of the Year and a first team All-SEC selection.

THE SMARTEST MAN IN COLLEGE BASEBALL

- Mississippi State's Noah Sullivan was selected as the 2025 Division I Baseball Academic All-American of the Year by College Sports Communicators.
- Sullivan is the first player in program history to be named an Academic All-American of the Year and the 20th Diamond Dawg to be named to the CSC Academic All-America Team. MSU players have been tabbed Academic All-America 25 times total.
- Sullivan posted a perfect 4.0 grade point average as a graduate student majoring in workforce education leadership. He was one of only three players from the Southeastern Conference selected to the CSC Academic All-America first team.

THE VALINCIUS BROTHERS

- For the first time in their careers, the Valincius brothers are playing on the same baseball team.
- Older brother, Vytas, was a second team All-Big Ten outfielder at Illinois last season where he batted .348 with 71 hits and 14 doubles to lead the Illini in each of those categories. He played at Illinois (2024-25), John A. Logan Community College (2023) and South Carolina (2022) during his career.
- Younger brother, Tomas, was a member of the ACC All-Freshman team in 2025 after posting a 6-1 record in 12 starts at Virginia. He ranked second on the team with 70 strikeouts through a team-high 64 2/3 innings and made four quality starts.
- Although the Valincius brothers share the

diamond and the same last name, they differ on how each pronounces it. Vytas prefers his last name to be said as "Vuh-lynn-see-us" while Tomas says it as "Vuh-link-cuss". Neither brother pronounces it the way it's supposed to be said in their parent's native Lithuania, which is "Vuh-lynnch-us". Both brothers have nicknames as well. Vytas goes by "Vito" and Tomas answers to "Tico".

THAT'S JACK BAUER!

- Southpaw pitcher Jack Bauer is rated the No. 1 freshman in the nation by D1Baseball and Perfect Game as well as the Preseason Freshman of the Year by Baseball America.
- Bauer is credited with throwing the fastest pitch ever recorded by a prep pitcher at 103 miles per hour.
- Bauer was rated the No. 44 prospect by MLB.com entering the 2025 draft.
- The Frankfort, Illinois native was originally committed to Brian O'Connor at Virginia and flipped his pledge when O'Connor took the MSU job.
- Bauer was named after Kiefer Sutherland's character in the hit TV show '24', which is also why he chose that for his uniform number.
- MLB.com interviewed Sutherland about Bauer and said "To see someone excel at that level at such a young age, and the fact that he has the last name Bauer and his parents chose to call him Jack...it's kind of fun for me. Like I said, I'm not the most avid baseball fan, but now I've got something to root for!"
- Despite it being his namesake, Bauer had never seen '24' but began binge watching the series in December during his Christmas break.
- Bauer made his collegiate debut against Troy on Feb. 17 and promptly struck out the side in order in his first inning of work.

MAROON AND WHITE FAITHFUL

- Of the top 25 all-time college baseball on-campus attendances, Dudy Noble Field finds itself on the list 24 times, most notably owning the all-time on-campus attendance record of 16,423 on April 15, 2023.
- The Bulldogs own all of the top 20 marks in NCAA on-campus history and are the only NCAA baseball program to boast oncampus attendances of 14,000 or more.
- The five largest NCAA Super Regional crowds have all assembled in Starkville, Mississippi, as well. From April 14-16, 2023, the Bulldog faithful flooded the gates at Dudy Noble Field to the tune of 43,986 fans for a three-game series versus Ole Miss. The nearly 44,000 fans on the weekend set an NCAA on-campus attendance record for a three-game series.
- During the 2025 season, the Diamond Dawg faithful showed up in droves as 330,009 fans appeared for 30 games at The Dude with Mississippi State receiving the second-largest average attendance in the nation, averaging 11,000 fans per game. The Diamond Dawgs had 10,000+ fans at 18 home games in 2025.

TAKE A CHANCE ON ME

- Graduate Bryce Chance is the lone member of Mississippi State's roster that played for the Bulldogs prior to 2025.
- Chance walked onto the team and redshirted in 2022 but has appeared in 172 games and made 156 starts as an outfielder in the four seasons since.
- The lifelong MSU fan has maintained a perfect 1.000 fielding percentage while also hitting .321 with 34 doubles, two triples, 12 homers, 111 RBIs and 30 steals over the course of his career.
- Chance married his wife Abby during the offseason this past July and his father Chris was a longtime member of MSU's stat crew for football and basketball.
- The Ridgeland native got the nickname "Beans" from former Diamond Dawg catcher

SEC SWEEPS

MSU at HOME VS.

Alabama	April 12-14, 2019
Arkansas	April 20-21, 2018
Auburn	April 19-21, 2024
Florida	May 17-19, 2018
Georgia	April 26-28, 2019
Kentucky	May 3-4, 2025
LSU	April 20-21, 1985
Ole Miss	May 18-19, 2002
Missouri	May 5-7, 2016
Oklahoma	Never
South Carolina	Never
Tennessee	March 24-26, 2017
Texas	Never
Texas A&M	April 30-May 1, 2021
Vanderbilt	March 11-12, 2000

MSU ON THE ROAD VS.

Alabama	May 20-22, 2021
Arkansas	March 21-23, 2003
Auburn	April 9-11, 2021
Florida	Never
Georgia	March 28-30, 1997
Kentucky	April 1-3, 1994
LSU	April 18-19, 1981
Ole Miss	May 10-12, 2019
Missouri	May 15-17, 2025
Oklahoma	Never
South Carolina	Never
Tennessee	May 6-8, 2011
Texas A&M	April 12-14, 2013
Texas	Never
Vanderbilt	April 20-21, 1991

TOP 25 CROWDS AT THE DUDE

Rank	Attendance	Opponent	Date
1.	16,423	* Ole Miss	April 15, 2023
2.	15,586	Ole Miss	April 12, 2014
3.	15,078	Texas A&M	April 16, 2016
4.	14,991	Florida	April 22, 1989
5.	14,739	Ole Miss	April 14, 2023
6.	14,562	Auburn	April 20, 2013
7.	14,468	Ole Miss	May 9, 2025
8.	14,385	# Notre Dame	June 12, 2021
9.	14,378	LSU	April 16, 1988
10.	14,320	Arizona State	Feb. 25, 2023
11.	14,273	Alabama	May 4, 2024
12.	14,228	LSU	April 9, 2022
13.	14,077	Alabama	March 26, 2022
14.	13,974	LSU	March 16, 2024
15.	13,971	# Notre Dame	June 13, 2021
16.	13,970	Kentucky	May 3, 2025
17.	13,761	Arkansas	April 25, 1992
18.	13,715	# Clemson	June 9, 2007
19.	13,691	Kentucky	April 8, 2017
20.	13,617	Georgia	April 8, 2006
21.	13,477	Georgia	April 6, 2024
22.	13,452	# Arizona	June 11, 2016
23.	13,357	Auburn	April 19, 2024
24.	13,351	Long Beach State	Feb. 19, 2022
25.	13,338	Ole Miss	April 17, 2021

* - NCAA on-campus attendance record

- NCAA Super Regional

NOTE: Mississippi State owns 145 crowds of 10,000-plus in the history of the program. The top 20 crowds in Dudy Noble Field history are also the top 20 on-campus crowds in NCAA history. Dudy Noble Field has hosted 24 of the top 25 on-campus crowds in NCAA history.



Logan Tanner who said he looked like the character Bernard "Beans" Aranguren from the Disney Channel show "Even Stevens".

DRAFT SUCCESS

- MSU saw seven players selected in the 2025 MLB Draft and has had 18 total players taken in the past two drafts.
- Pitchers Pico Kohn (4th Rd/Yankees), Evan Siary (8th Rd/Rangers), Karson Ligon (9th Rd/Blue Jays), Luke Dotson (11th Rd/Diamondbacks), Nate Williams (13th Rd/Cubs) and Jacob Pruitt (15th Rd/Phillies) were all drafted along with the program's all-time home run king in first baseman Hunter Hines (10th/Nationals).
- The Diamond Dawgs have had 14 pitchers drafted over the past two years, which is tied for the most in the nation during that span.
- State has had 241 draft selections (200 student-athletes) during its storied history, including 20 first round picks.

MADE OUT LIKE BANDITS'

- D1 Baseball's Mark Etheridge wrote that "the Bulldogs made out like bandits" in regards to the 2025 MLB Draft getting blue-chip prep signees Jack Bauer and Jacob Parker to campus along with Ben Davis, Gehrig Frei, Noah Sullivan and Bryce Chance also electing to return for their final years.
- Parker was rated the No. 109 draft prospect by MLB.com entering the draft and was selected in the 19th round (573rd overall) by Arizona.
- Bauer went undrafted despite being ranked the No. 44 draft prospect by MLB.com.
- Ultimately, Mississippi State suffered three draft casualties. Parker's twin brother JoJo, a shortstop, was taken eighth overall by Toronto while right-handed pitchers Landon Harmon (East Union Attendance Center) and Davion Hickson (Rice transfer) were selected in the third and fifth rounds by the Nationals and Dodgers, respectively.

NEW DAWGS ON DECK

- Mississippi State inked 16 members of its 2026 signing class during the fall.
- Perfect Game rated the Diamond Dawgs with the No. 6 class nationally, including five players in its top 100.
- [Wilson Andersen, RHP, Tampa, Fla. \(Tampa Jesuit\)](#)
- [Will Brick, C, Memphis, Tenn. \(Christian Brothers\)](#)
- [Landon Brown, INF, Rosharon, Texas \(Iowa Colony\)](#)
- [Jake Carbaugh, RHP, Plant City, Fla. \(Plant City\)](#)
- [Noah Danza, INF, Turnersville, N.J. \(Gloucester Catholic\)](#)
- [Beckett Doane, LHP, Noblesville, Ill. \(Noblesville\)](#)
- [Peyton Firgens, INF, Plano, Texas \(McClennan CC\)](#)
- [Zach Geertsma, INF, Berkeley Heights, N.J. \(Livingston\)](#)
- [Michael Hanna, LHP, Oradell, N.J., \(Don Bosco Prep\)](#)
- [Dax Hardcastle, INF, Stockton, Calif. \(St. Mary's\)](#)
- [Harlin Hovater, C, Senatobia, Miss. \(Meridian CC\)](#)
- [Denton Lord, RHP, Santa Rosa Beach, Fla. \(South Walton\)](#)
- [Rocco Maniscalco, INF, Oxford, Ala. \(Oxford\)](#)
- [Daniel Nienaber, RHP, Glen Allen, Va. \(Glen Allen\)](#)
- [Martin Shelar, OF, Atlanta, Ga. \(Marist School\)](#)
- [Hunter Strohm, C, Hummelstown, Penn. \(Lower Dauphin\)](#)

DAWGS ON TEAM USA

- Ryan McPherson and Ace Reese represented their home country in The Land of the Rising Sun as members of the United States Collegiate National Team last summer.
- McPherson and Reese were part of a 26-man roster that competed abroad in the 45th USA vs. Japan Collegiate All-Star Series.
- Mississippi State was one of only nine programs to have multiple players on the USA Baseball Collegiate National Team. Brian O'Connor had two of his former Virginia players don the Stars and Stripes as well.
- Virginia transfer and current Bulldog Tomas

Valincius also took part in the five-day training camp for the USA Baseball Collegiate National Team.

- Since 1984, 23 Diamond Dawgs (17 players, six coaches) have been selected to Team USA.

THE MUSTACHE MAN

- The origin of Noah Sullivan's now signature facial hair started innocently enough.
- In the fall of 2024 after transferring in from USC Upstate, Sullivan was suggested to try a Rollie Fingers-esque handlebar mustache by former hitting coach Jake Gautreau. A little mustache wax later and Sullivan had his trademark look.
- Sullivan's mustache became an instant viral sensation with the Maroon and White faithful and it wasn't long before children began wearing fake mustaches throughout Dudy Noble Field.

ALL ABOUT THE THREADS

- Deion Sanders famously said "If you look good, you feel good. If you feel good, you play good." Below is a list of how MSU fared in each of its uniforms over the last three seasons:

Uniform	2024	2025	2026
Black Script State	9-3	8-5	2-0
Gray Script State	3-2	2-4	--
Maroon Script State	4-3	3-0	--
Shades Script State	--	--	1-0
Maroon '85s	12-5	11-7	5-0
White '85s	10-4	5-3	2-1
White Pinstripes	1-4	6-2	4-0
Gray Pinstripes	1-2	1-2	1-1

TWO-WAY TALENTS

- Noah Sullivan and Tanner Beliveau are expected to contribute at the plate and on the mound for the Bulldogs this season.
- Sullivan was the lone player to start all 59 games for State last season, all as a designated hitter where he was second on the team batting .345 with 70 hits, 16 doubles, 15 home runs and 46 RBIs. He also ranked third in the SEC with a .475 on-base percentage and reached base in 33 consecutive games during one stretch last spring.
- Sullivan also made seven midweek starts on the mound where he posted a 1.96 earned run average with 15 strikeouts and just three walks through 18 1/3 innings but did not factor into a decision.
- Beliveau will primarily be used as a reliever, possessing a high-90s fastball. He did hit .411 with 10 homers and 43 RBIs during his senior campaign at Petal High School and slugged a homer during State's fall exhibition game against Louisiana Tech.
- Aidan Teel, Braden Booth, Chris Billingsley Jr., Blake Bevis and Ben Davis have all been two-way players during their college careers.
- MSU has had success with past two-way players Mitch Moreland, Hunter Renfroe, Jay Powell, Bobby Thigpen, Brandon Woodruff, Jake Mangum and Pete Young all reaching the big leagues.

IT'S IN THE GENES

- Many of Mississippi State's squad have parents and/or siblings that also played collegiate sports as well.
- Seven Bulldogs have fathers that played professionally and three also have a brother currently in pro ball.
- [Jacob Parker: JoJo \(twin brother\) Blue Jays MiLB 2025-present](#)
- [Aidan Teel: Garet \(dad\) Dodgers MiLB 1989-1992](#)
- [Aidan Teel: Kyle \(brother\) White Sox MLB 2025-present](#)
- [Ryder Woodson: Kerry \(dad\) Mariners MLB 1992](#)
- [Chone James: Willie \(dad\) Braves MiLB 2002-06](#)
- [Maddox Miller: Matt \(dad\) Rockies, Indians MLB 2003-07](#)
- [Peter Mershon: Brian \(dad\) Reds MiLB 1987](#)

- [Peter Mershon: David \(brother\) Angels MiLB 2024-present](#)
- [Blake Bevis: Bob \(dad\) Blue Jays MiLB 1987](#)
- [Dane Burns: Chris \(dad\) Sharks NHL 1992 Draft Pick \(goalie\)](#)

2026 RON POLK RING OF HONOR

- Two Major League managers and a World Series champion comprise this year's Ron Polk Ring of Honor Class.
- Nat "Buck" Showalter, Alex Grammas and Chris Stratton will be the latest group of Mississippi State Baseball legends to be immortalized onto the pillars of the Adkerson Plaza in right field at Dudy Noble Field/Polk/DeMent Stadium.
- The Diamond Dawg trio becomes the eighth class to be enshrined into the prestigious Ron Polk Ring of Honor, which was established in 2019. Showalter, Grammas and Stratton's induction day will be announced at a later date.

NAT "BUCK" SHOWALTER (1977)

Only spent one year in Starkville but it was a memorable one, establishing a new single-season batting average record hitting an astounding .459 (67-for-146). Was a fifth-round draft pick by the Yankees and spent seven seasons playing in the Minor Leagues, rising to Triple-A. Began his coaching career in the Yankees farm system in 1985 and was named the manager of the big-league Yankees in 1992 and served in that capacity for four years. Also managed the Diamondbacks (1998-2000), Rangers (2003-06, Orioles (2010-18) and Mets (2022-23). Became the third manager in MLB history to be named Manager of the Year four times and the only one to do so in four different decades. Won 1,727 career games and coached six playoff teams. Served as a television analyst for ESPN's Baseball Tonight and appeared as himself on the hit TV show, Seinfeld.

CHRIS STRATTON (2010-12)

As a junior in 2012, became MSU's first consensus first team All-American in 27 years. Closed out his collegiate career ranked third in program history with 279 strikeouts. Named the National and SEC Pitcher of the Year and won the Ferriss Trophy in 2012 after posting an 11-2 record with a 2.38 ERA and 127 strikeouts in 109 2/3 innings. Fanned a career-best 17 batters in an 8 2/3-inning start at LSU on March 17, 2012. Was drafted in the first round (20th overall) by San Francisco in 2012. Pitched for a decade as a starter and reliever in the Major Leagues for the Giants, Angels, Pirates, Cardinals, Rangers, Royals and Dodgers. Won a World Series with Texas in 2023.

ALEX GRAMMAS (1947-49)

Was a two-time first team All-SEC selection at shortstop in 1948-49. Also earned first team All Region honors after leading the team in home runs and RBIs in 1949. Played 10 seasons in the Major Leagues with the St. Louis Cardinals, Cincinnati Reds and Chicago Cubs from 1954-63. Began his coaching career in 1964 as the manager of the Cubs' Double-A affiliate, the Fort Worth Cats. Went on to work as an assistant coach in four World Series and won two championships with Cincinnati (1975) and Detroit (1984). Was the manager for Pittsburgh for the final five games of the 1969 season and served as manager for Milwaukee during the 1976-77 seasons.

OMADAWGS

- Mississippi State is one of four programs in NCAA History to play in the NCAA Men's College World Series in six-straight decades?
- The Bulldogs join Arizona State, Texas and Florida State as the only teams that have been to Omaha in six decades.
- MSU has played in the CWS in the 1970s, 1980s, 1990s, 2000s, 2010s and 2020s.
- MSU has reached Omaha 12 times in program history, including three consecutive trips from 2018-21. The Bulldogs played in the 1971, 1979, 1981, 1985, 1990, 1997, 1998, 2007, 2013, 2018, 2019 and 2021 College World Series.
- The Omadawgs have one national championship (2021), a runner-up finish (2013) and two third-place finishes in program history (1985, 2018).



STATE TO THE SHOW

Diamond Dawgs Playing in Major League Baseball

Name (Yrs. at MSU)	Pos.	Organization
Justin Foscue (2018-20)	IF	Texas Rangers
J.T. Ginn (2019-20)	RHP	Athletics
Jake Mangum (2016-19)	OF	Pittsburgh Pirates
Brent Rooker (2014-17)	OF	Athletics
Jordan Westburg (2018-20)	IF	Baltimore Orioles
Brandon Woodruff (2012-14)	RHP	Milwaukee Brewers

Diamond Dawgs in Minor League Baseball

Name (Yrs. at MSU)	Pos.	Organization (Level)
Brooks Auger (2022-24)	RHP	Los Angeles Dodgers (A)
Will Bednar (2020-21)	RHP	San Francisco Giants (AAA)
Eric Cerantola (2019-21)	RHP	Kansas City Royals (AAA)
Jurrangelo Cijntje (2023-24)	SHF	St. Louis Cardinals (AA)
Nate Dohm (2023-24)	RHP	St. Louis Cardinals (A+)
Luke Dotson (2024-25)	LHP	Arizona Diamondbacks (R)
J.P. France (2018)	RHP	Houston Astros (AAA)
Adam Frazier (2011-13)	2B	Los Angeles Angels (AAA)
Jackson Frisoe (2021-22)	RHP	New York Yankees (A+)
Tyson Hardin (2023-24)	RHP	Milwaukee Brewers (AA)
Houston Harding (2020-21)	LHP	Los Angeles Angels (AA)
Hunter Hines (2022-25)	1B	Washington Nationals (R)
Colby Holcombe (2023-24)	RHP	Toronto Blue Jays (A)
Connor Huijsak (2023-24)	OF	Tampa Bay Rays (A)
K.C. Hunt (2021-23)	RHP	Milwaukee Brewers (AA)
Kamren James (2020-22)	IF	Tampa Bay Rays (AA)
Dakota Jordan (2023-24)	OF	San Francisco Giants (A)
Pick Kohn (2022-25)	LHP	New York Yankees (R)
Colton Ledbetter (2023)	OF	St. Louis Cardinals (AA)
Karson Ligon (2024-25)	RHP	Toronto Blue Jays (R)
Nathaniel Lowe (2016)	1B	Cincinnati Reds (AAA)
Christian MacLeod (2020-21)	LHP	Minnesota Twins (AAA)
David Mershon (2023-24)	IF	Los Angeles Angels (AA)
Aaron Nixon (2023)	RHP	New York Yankees (A)
Konnor Pilkington (2016-18)	LHP	Detroit Tigers (AAA)
Jacob Pruitt (2025)	RHP	Philadelphia Phillies (R)
Cam Schuelke (2024)	RHP	Cleveland Guardians (A)
Evan Siary (2023-25)	RHP	Texas Rangers (A)
Landon Sims (2020-22)	RHP	Arizona Diamondbacks (AA)
Cade Smith (2021-23)	RHP	New York Yankees (A+)
Khal Stephen (2024)	RHP	Cleveland Guardians (AA)
Hunter Stovall (2016-18)	2B	Pittsburgh Pirates (AA)
Logan Tanner (2020-22)	C	Cincinnati Reds (A+)
Andrew Walling (2022)	LHP	Philadelphia Phillies (AAA)
Nate Williams (2023-25)	RHP	Chicago Cubs (R)

Diamond Dawgs Coaching in Professional Baseball

Name (Yrs. at MSU)	Organization	Team (Level)
Travis Chapman (1997-2000)	Cleveland Guardians	MiLB Field Coordinator
Carlisle Koestler (2020-21)	Texas Rangers	Supervisor/Dominican Republic Pitching Dev.

Diamond Dawgs Working in Professional Baseball

Name (Yrs. at MSU)	Organization	Role
Jeff Brantley (1982-85)	Cincinnati Reds	Broadcaster
Will Clark (1983-85)	San Francisco Giants	Special Assistant
Burke Masters (1987-90)	Chicago Cubs	Team Chaplain

Mississippi State has produced 71 MLB players during its storied history. Among that group are 13 All-Stars (30 selections) and seven World Series Champions.



THE LAST TIME...

- SEC Tournament | % - NCAA Regional | ^ - NCAA Super Regional | \$ - College World Series

A MISSISSIPPI STATE TEAM...

Won 15+ Consecutive Games	17 - Feb. 15-March 8, 2013
Won 10+ Consecutive Games	11 - Feb. 13-28, 2026
Won 10+ Consecutive SEC Games	12 - April 30-May 25, 2016
Won 5+ Consecutive SEC Games	5 - April 30-May 8, 2021
Lost 5+ Consecutive Games	7 - April 27-May 12, 2023
Lost 5+ Consecutive SEC Games	6 - March 22-April 4, 2025
Swept a Three-Game Series	Lipscomb; March 5-7, 2026
at Home	Lipscomb; March 5-7, 2026
on The Road	Missouri; May 15-17, 2025
Swept a Non-Conference Three-Game Series	Lipscomb; March 5-7, 2026
at Home	Lipscomb; March 5-7, 2026
on The Road	at Hawaii-Hilo; 1985
Swept a Three-Game SEC Series	Missouri; May 15-17, 2025
at Home	Kentucky; May 3-4, 2025
on The Road	Missouri; May 15-17, 2025
Was Swept in a Three-Game Series	LSU, March 27-29, 2025
at Home	Texas, March 14-16, 2025
on The Road	at LSU, March 27-29, 2025
Was Swept in a Three-Game Non-Conference Series	at Southern Miss; February 16-18, 2018
at Home	Southeastern Louisiana; February 26-28, 2010
on The Road	at Southern Miss; February 16-18, 2018
Was Swept in a Three-Game SEC Series	at LSU, March 27-29, 2025
at Home	Texas, March 14, 16, 2025
on The Road	at LSU, March 27-29, 2025
Played An Extra-Inning Game	L, 8-7 (10 innings) vs. UCLA; March 1, 2026
Won An Extra-Inning Game	W, 6-5 (11 innings) Kentucky; May 3, 2025
Lost An Extra-Inning Game	L, 8-7 (10 innings) vs. UCLA; March 1, 2026
Played Consecutive Extra-Inning Games	May 4-5, 2018; at Alabama, W, 14-12 (10 innings) and L, 3-4 (10 innings)
Won Consecutive Games in Extra-Inning	May 10-11, 2014; Tennessee, W, 1-0 (10 innings) and W, 4-3 (12 innings)
Won on a Walk-Off	W, 10-0 (8 innings) vs. Delaware, Feb. 21, 2026
Blake Bevis two-run home run	
Won Consecutive Games Via A Walk-Off	April 12 & 14, 2022; UAB, W, 6-5 and Auburn W, 7-6
Kamren James RBI sac fly in the 10th inning (UAB)	
Luke Hancock RBI walk in the ninth inning (Auburn)	

A MISSISSIPPI STATE OFFENSE...

Scored 30+ Runs	32 - Jackson State; April 29, 1988
Scored 25+ Runs	26 - Lipscomb; March 7, 2026
Scored 20+ Runs	26 - Lipscomb; March 7, 2026
Scored 15+ Runs	26 - Lipscomb; March 7, 2026
Scored 10+ Runs In An Inning	12 - Lipscomb (3rd); March 7, 2026
Scored 9+ Runs In An Inning	12 - Lipscomb (3rd); March 7, 2026
Scored 8+ Runs In An Inning	12 - Lipscomb (3rd); March 7, 2026
Had 30+ Hits	30 - Kentucky; April 30, 1989
Had 25+ Hits	26 - Little Rock; February 28, 1999
Had 20+ Hits	20 - Lipscomb (3rd); March 7, 2026
Had 20+ Hits in Back-to-Back Games	Auburn (20, 21); March 23-24, 2019
Had 8+ Home Runs	8 - at Missouri; May 15, 2025
Had 5+ Home Runs	8 - at Missouri; May 15, 2025
Hit Back-To-Back Home Runs	9th Inning, Noah Sullivan(2R HR)/Hunter Hines (Solo) - at Missouri; May 15 2025
Hit Back-To-Back-To-Back Home Runs	3rd Inning, Kellum Clark(2R HR)/Brad Cumbest (Solo)/RJ Yeager (Solo) - Southern; March 23, 2022
Had 3+ Triples	3 - Southern Cal; March 14, 2004
Had 8+ Doubles	8 - Auburn; March 24, 2019
Had 7+ Doubles	7 - UAB; April 20, 2021
Had 6+ Doubles	6 - at Alabama; April 11, 2025
Had 10+ Walks	10 - Lipscomb; March 7, 2026
Had 9+ Stolen Bases	10 - Arkansas-Pine Bluff; March 18, 2017
Had 8+ Stolen Bases	10 - Arkansas-Pine Bluff; March 18, 2017
Didn't Strikeout in a Game	Grambling; April 4, 2023
Didn't Walk in a Game	South Carolina, April 5, 2025
Had Two or Fewer Strikeouts	1 - Alcorn State; Feb. 18, 2026
Was Shut Out	vs. Texas A&M (0-9); May 21, 2025
at Home	Long Beach State (0-3); February 18, 2022
on The Road	at Southern Miss (0-3); Feb. 18, 2025
Back-To-Back Games	Auburn (0-5, 0-4); March 27-28, 2015
Three-Straight Games	vs. Southern Miss (0-3); March 24, 2015 and Auburn (0-5, 0-4); March 27-28, 2015

A MISSISSIPPI STATE DEFENSE...

Turned 5+ Double Plays	5 - San Diego; March 8, 2015
Turned 4+ Double Plays	5 - San Diego; March 8, 2015
Turned 3+ Double Plays	3 - vs. Ole Miss May 10, 2025
Turned A Triple Play	Auburn-Montgomery; March 9, 1991
Had 5+ Errors	5 - at Oklahoma March 22, 2025
Had 4+ Errors	5 - at Oklahoma March 22, 2025
Threw Out 3 Base Runners	3 - Logan Tanner; Tulane; February 26, 2021



THE LAST TIME...

- SEC Tournament | % - NCAA Regional | ^ - NCAA Super Regional | \$ - College World Series

MISSISSIPPI STATE PITCHING STAFF...

Threw a No-Hitter	Jackson Fris toe (6 IP), Landon Sims (1 IP), Mikey Tepper (1 2/3 IP), Cam Tullar (1/3 IP); Kent State, March 7, 2021
Held Opponent To 1 Hit	Lipscomb; March 7, 2026
Held Opponent To 2 Hits	at Alabama; April 13, 2025
Struck Out 25+ Batters	26 - at LSU; 1909
Struck Out 20+ Batters	20 - Troy; Feb. 25, 2025
Struck Out 15+ Batters	15 - Delaware; Feb. 22, 2026
Did Not Issue A Walk	at LSU; Feb. March 28, 2025
Shut Out An Opponent	Lipscomb (26-0); March 7, 2026
at Home	Lipscomb (26-0); March 7, 2026
on The Road	at Ole Miss (8-0); April 12, 2024
Neutral Site Game	vs. Vanderbilt (9-0); June 30, 2021 \$
Postseason Game	vs. Vanderbilt (9-0); June 30, 2021 \$
Back-To-Back Shutouts	2021 (Kent State, March 7 [13-0]; Grambling, March 9 [10-0] and Louisiana-Lafayette, March 10 [4-0])
Three-Straight Shutouts	2021 (Kent State, March 7 [13-0]; Grambling, March 9 [10-0] and Louisiana-Lafayette, March 10 [4-0]; Eastern Michigan, March 12 [14-0])
Four-Straight Shutouts	2021 (Kent State, March 7 [13-0]; Grambling, March 9 [10-0] and Louisiana-Lafayette, March 10 [4-0]; Eastern Michigan, March 12 [14-0])
Shut Out An SEC Opponent	South Carolina (6-0); April 6, 2025
At Home	South Carolina (6-0); April 6, 2025
On The Road	at Ole Miss (8-0); April 12, 2024
Neutral Site	vs. Vanderbilt (9-0); June 30, 2021 \$

A MISSISSIPPI STATE BATTER HAD...

Hit for the Cycle	Brad Freeman; South Alabama, Feb. 17, 1998
Walk-Off Hit	Blake Bevis (two-run HR); Delaware; Feb. 21, 2026
8+ At-Bats	8 - Jordan Westburg, Tanner Allen & Rowdey Jordan vs. LSU, May 22, 2019 #
6+ Hits	6 - Adam Frazier; at Virginia, June 8, 2013
5+ Hits	5 - Dakota Jordan; vs. St. John's, June 2, 2024 %
4+ Hits	4 - Noah Sullivan; Lipscomb, March 7, 2026
2+ Hits In An Inning	Blake Bevis (1B, 1B); 3rd Inning; Lipscomb, March 7, 2026
5+ Runs	5 - Jon Knott; Little Rock, Feb. 28, 1999
4+ Runs	4 - Blake Bevis; Lipscomb, March 7, 2026
3+ Doubles	3 - Ryder Woodson; vs. UCLA, March 1, 2026
2+ Triples	2 - C.T. Bradford; at Arizona, March 9, 2014
3+ Home Runs	3 - Joe Powell; vs. North Alabama, May 14, 2024
2+ Home Runs	2 - Noah Sullivan; Lipscomb, March 7, 2026
Two Homers In Same Inning	Hunter Hines (9th Inning); at Missouri, May 15, 2025
Consecutive Two-Homer Games	Aaron Downs; Queens, March 8-9, 2025
Inside-The-Park Home Run	Cody Brown; Kentucky, April 7, 2017
Leadoff Home Run (Top or bottom of 1st inning)	Gehrig Frei (Top 1st); at Florida State; June 1, 2025
Walk-Off Home Run	Blake Bevis (two-run HR); Delaware; Feb. 21, 2026
Pinch Hit Home Run	Kevin Milewski; Lipscomb; March 7, 2026
Hit a Grand Slam	Ace Reese; vs. Tulane, March 10, 2026
Multiple Grand Slams	Never
A Pinch-Hit Grand Slam	Never
10+ RBIs	11 - Jason Nappi; at UAB, March 18, 2008
9+ RBIs	9 - Ryan Duffy; vs. Jackson State, April 6, 2010
8+ RBIs	8 - Brent Rooper; vs. Indiana State, February 24, 2017
7+ RBIs	7 - Kellum Clark vs. Princeton, March 11, 2022
10+ Total Bases	10 - Ace Reese, Hunter Hines; Missouri, May 15, 2025
4+ Walks	4 - Drew Wyers; Lipscomb, March 6, 2026
3+ Walks	4 - Drew Wyers; Lipscomb, March 6, 2026
4+ Stolen Bases	4 - David Mershon; LSU, March 17, 2024
3+ Stolen Bases	3 - Bryce Chance; Alcorn State, Feb. 18, 2026
Stole Home	Connor Hujzak; Samford, March 28, 2023
4+ Hit By Pitches	4 - Rowdey Jordan; at Auburn, April 11, 2021
3+ Hit By Pitches	4 - Rowdey Jordan; at Auburn, April 11, 2021

A MISSISSIPPI STATE PITCHER HAD...

A Perfect Game	J.T. Peatross; Mississippi College (1-0), 1918
A Complete Game No-Hitter	Gene Morgan (7 IP); at Hawaii-Hilo (2-0), April 6, 1985
A Complete Game (9 Inn.)	Jacob Billingsley; at Southern Miss (8-1), June 6, 2017 %
A Complete Game (7 Inn.)	J.T. Ginn; at Texas A&M-1 (0-1), May 4, 2019
Complete-Game 1-Hitter	Unknown
Complete-Game 2-Hitter	Ricky Bowen; vs. Ole Miss, March 16, 2008
Consecutive Complete Games	Dakota Hudson; 2016 (at Auburn (4-0), May 13 and Arkansas (7-0), May 19)
A Complete-Game Shutout	Dakota Hudson; vs. Arkansas (7-0), May 19, 2016
at Home	Dakota Hudson; vs. Arkansas (7-0), May 19, 2016
on The Road	Dakota Hudson; at Auburn (4-0), May 13, 2016
SEC Game	Dakota Hudson; vs. Arkansas (7-0), May 19, 2016
as a Freshman	Scott Tankley; vs. Mississippi College (6-0), April 20, 1993
Postseason Game	B.J. Wallace; vs. Nicholls State (1-0), May 21, 1992 %
17+ Strikeouts	17 - Chris Stratton; at LSU, March 16, 2012
15+ Strikeouts	15 - Evan Siary; vs. Ole Miss, May 9, 2025
10+ Strikeouts	11 - Pico Kohn; vs. Florida, 2025
8-Consecutive Strikeouts	8 - Pico Kohn; at Oklahoma, March 21, 2025
Recorded Two Saves In One Day	Trevor Fitts; vs. Marshall and Alabama A&M, February 22, 2015

2026 HONORS TRACKER

Ace Reese, IF

Preseason All-American First Team (Perfect Game & Baseball America)
 Preseason All-American Second Team (D1Baseball & NCBWA)
 Baseball America Preseason Player of the Year Watch List
 Preseason All-SEC First Team
 Perfect Game Top 100 Juniors (No. 10)
 Golden Spikes Preseason Watch List
 D1Baseball Top 50 Third Basemen (No. 2)
 MLB Pipeline Draft Prospect (No. 18)
 D1Baseball Top 150 MLB Draft College Prospect (No. 12)

Jack Bauer, LHP

Baseball America Preseason Freshman of the Year
 Perfect Game Top 100 Freshmen (No. 1)
 D1Baseball Top 100 Freshmen (No. 1)

Noah Sullivan, UTL/RHP

Preseason All-SEC First Team
 Preseason All-American First Team (NCBWA)
 D1Baseball Top 50 First Basemen (No. 32)

Aidan Teel, OF

Preseason All-American Fourth Team (NCBWA)
 Perfect Game Top 100 Juniors (No. 82)
 D1Baseball Top 150 Outfielders (No. 28)
 D1Baseball Top 150 MLB Draft College Prospect (No. 134)

Parker Rhodes, RHP

Perfect Game Top 100 Freshmen (No. 23)
 D1Baseball Top 100 Freshmen (No. 36)

Maddox Miller, LHP

Perfect Game Top 100 Freshmen (No. 25)
 D1Baseball Top 100 Freshmen (No. 44)

Tanner Beliveau, RHP/UTL

Perfect Game Top 100 Freshmen (No. 60)

Jacob Parker, LHP

Perfect Game Top 100 Freshmen (No. 75)
 D1Baseball Top 100 Freshmen (No. 9)

Peter Mershon, UTL

Perfect Game Top 100 Freshmen (No. 95)

Ryan McPherson, RHP

Perfect Game Top 100 Sophomores (No. 24)
 D1Baseball Top 200 Starting Pitchers (No. 38)

James Nunnallee, OF

Perfect Game Top 100 Sophomores (No. 33)
 D1Baseball Top 150 Outfielders (No. 95)

Tomas Valincius, LHP

D1Baseball Top 50 Transfer Pitchers (No. 2)
 Perfect Game Top 100 Sophomores (No. 34)
 D1Baseball Top 200 Starting Pitchers (No. 42)
 National Pitcher of the Year Watch List

Duke Stone, RHP

Perfect Game Top 100 Sophomores (No. 56)

Charlie Foster, LHP

Perfect Game Top 100 Sophomores (No. 68)
 D1Baseball Top 200 Starting Pitchers (No. 164)

Dane Burns, LHP

Perfect Game Top 100 Juniors (No. 99) [Burns is a sophomore]
 D1Baseball Top 150 Relief Pitchers (No. 89)
 D1Baseball Top 100 MLB Draft Prospect (No. 89)

Ben Davis, RHP

Perfect Game Top 100 Seniors (No. 82)
 D1Baseball Top 150 Relief Pitchers (No. 11)
 NCBWA Stopper of the Year Watch List

Bryce Chance, OF

Perfect Game Top 100 Seniors (No. 93)
 D1Baseball Top 150 Outfielders (No. 94)

Kevin Milewski, C

D1Baseball Top 50 Catchers (No. 29)

Blake Bevis, 1B/OF

D1Baseball Top 50 First Basemen (No. 42)

Gehrig Frei, IF/OF

D1Baseball Top 50 Second Basemen (No. 48)

Tyler Pitzer, RHP

D1Baseball Top 50 Transfer Pitchers (No. 19)
 D1Baseball Top 150 MLB Draft College Prospect (No. 93)

Jackson Logar, RHP

D1Baseball Top 50 Transfer Pitchers (No. 39)

Maddox Webb, RHP

NCBWA Stopper of the Year Watch List

SERIES PREVIEW



FAYETTEVILLE, Ark. – A top five matchup awaits No. 3 Mississippi State to open Southeastern Conference play.

The Bulldogs are bound for Baum-Walker Stadium to take on fifth-ranked Arkansas for a three-game series to start SEC action. Things get underway on Friday at 6 p.m. streaming on SEC Network+ with the final two contests airing on SEC Network on Saturday at 1 p.m. and Sunday at 2 p.m. respectively.

Mississippi State will stick with the same sophomore pitching rotation it has used for the past two weekends. Right-hander Ryan McPherson (3-0, 1.96 ERA, 28 K, 5 BB) will start on Friday against junior righty Gabe Gaeckle (2-1, 2.61 ERA, 27 K, 6 BB) of the Razorbacks.

Dueling southpaws are slated to take the bump on Saturday between the Bulldogs' Tomas Valincius (3-0, 1.74 ERA, 26 K, 6 BB) and Arkansas redshirt sophomore Hunter Dietz (2-1, 2.84 ERA, 34 K, 5 BB). Right-hander Duke Stone (3-0, 3.06 ERA, 24 K, 2 BB) is scheduled to start Sunday's finale for State while the Hogs counter with junior lefty Colin Fisher (2-1, 1.17 ERA, 30 K, 3 BB).

MSU enters conference play on a four-game winning streak and is 15-2 overall. The Diamond Dawgs swept Lipscomb last weekend by a combined score of 43-7 and rallied to beat Tulane 11-7 in Biloxi on Tuesday.

State won eight of its final nine SEC games last season to finish 15-15 in the league.

The Bulldogs swept Kentucky and Missouri and also won a series over archrival Ole Miss down the stretch under then interim head coach Justin Parker.

Mississippi State have one of the nation's most prolific offenses under first-year head coach Brian O'Connor. The Diamond Dawgs rank third in the country in doubles (50), fourth in batting average (.354), sixth in hits (203), seventh in runs (183), eighth in scoring (10.8) and ninth in on-base percentage (.462).

MSU has clubbed 28 home runs on the year and swiped 31 bases in 38 attempts. The Bulldogs also maintain a .983 fielding percentage as a team.

Reed Stallman leads the State regulars with a .457 batting average while Gehrig Frei enters the weekend riding a 15-game hitting streak. Ace Reese and Noah Sullivan are tied for the team lead with five homers apiece with Reese topping the roster with 27 hits, 10 doubles and 25 RBIs. Bryce Chance is the leading base thief for the Diamond Dawgs and has been successful on seven of eight attempts this spring.

Diamond Dawg hurlers haven't been too shabby either. State has the fifth-best strikeout-to-walk ratio (3.88) in the country and ranks sixth in both shutouts (three) and strikeouts per nine innings (12.2). They have compiled collective 3.76 ERA with 198 strikeouts and 51 walks across 146 innings. Opposing teams has batting just .223 against them.

McPherson leads the Bulldogs in strikeouts while Tyler Pitzer, Dane Burns and Jackson Logar all have perfect ERAs. Ben Davis has recorded two of the team's five saves this season.

Arkansas heads into the conference opener at 12-5 overall having split a four-game series at home against Stetson. The Razorbacks won the opening two contests 7-1 and 13-1 (seven innings) but dropped the final two matchups with the Hatters 4-1 and 6-4 on Sunday and Monday respectively.

Dave Van Horn's squad is hitting .296 with 22 homers and scoring 6.5 runs per game. Arkansas has stolen 20 bases in 26 tries and sports a .974 fielding percentage.

Camden Kozeal has been the Hogs' top hitter batting .359 with 23 hits, six long balls and 22 RBIs. Damian Ruiz has swiped six bases in seven attempts while also hitting .340.

Arkansas has been exceptional on the mound so far this spring, posting a 2.74 ERA as a pitching staff to go along with 186 strikeouts and only 38 walks across 148 innings. Opponents are batting only .199 against them with 15 homers.

Fisher has been the Razorbacks leading strikeout artist while five different arms have flawless ERAs. Cole Gilber, Mark Brissey and Parker Coil have accounted for all three of Arkansas' saves.

The Hogs hold a slight 59-58 edge in the overall series and claimed the series the last time the two teams met in Fayetteville in 2024.

SERIES HISTORY

Series Record: UA leads 59-58

Home: MSU leads 29-24

Road: UA leads 27-19

Neutral: MSU leads 10-8

First Meeting: 4/7/1958 (Starkville) L, 1-0

Last Meeting: 5/7/2024 (Fayetteville, Ark.) L, 9-6

Last 10 Meetings: UA leads 8-2

Largest Margin of Victory: 18-0 on 4/12/66

Smallest Margin of Victory: 6-5 on 4/20/2018

Average Runs vs. UA: 6

**BRIAN O'CONNOR**

Head Coach

Creighton (1993)

First Season

Brian O'Connor, a 2024 Hall of Fame inductee and the all-time winningest coach at Virginia, was named the 19th head baseball coach in Mississippi State history on June 1, 2025. A proven winner with 917 career victories, seven College World Series appearances and a national title at the helm of the Cavaliers, O'Connor brings a championship résumé and national credibility to Starkville.

O'CONNOR AT A GLANCE

Career record: 932-390-2 (.705)
 2015 College World Series champion
 Seven College World Series appearances
 18 NCAA Tournament appearances
 Nine Super Regional appearances
 Five-time ACC Coach of the Year
 Three-time National Coach of the Year
 109 MLB Draft picks coached
 35 MLB players developed

QUOTABLE: ATHLETICS DIRECTOR ZAC SELMON

"Brian O'Connor is one of the most respected and accomplished coaches in college baseball. He's a national champion, a Hall of Famer, and a proven leader with a track record of building a championship-caliber program. Mississippi State is built to win at the highest level, and Coach O'Connor knows what that takes. From elite player development to consistent success on the national stage, his résumé speaks for itself. He understands the standard here and embraces the opportunity to elevate it even further. This is a defining moment for Mississippi State Baseball and a powerful step forward for our program, our players and our fans."

QUOTABLE: HEAD BASEBALL COACH BRIAN O'CONNOR

"Mississippi State represents everything I love about college baseball — tradition, passion and a relentless pursuit of excellence. I've coached against this program and followed it closely for years. The atmosphere at Dudy Noble Field is nationally recognized as the best in the sport. I'm incredibly honored and grateful for the opportunity to lead a program with this kind of legacy and fan base. Mississippi State has set the standard in college baseball, and I can't wait to get to work, build relationships and compete for championships in Starkville."

QUOTABLE: PRESIDENT DR. MARK E. KEENUM

"At Mississippi State, we have a long tradition of success in baseball. The "M over S," the Maroon and White, and hosting postseason in Starkville is woven into the very fabric of who we are and what we expect of our baseball program. Brian O'Connor is an elite level coach that aligns perfectly with our elite level program. His past certainly speaks for itself, but his clear understanding of the evolution and future of college baseball is clear. We are in the pursuit of championships. I am thrilled for Coach O'Connor, our student-athletes and Bulldogs everywhere as this is a historic day for Mississippi State."

A CHAMPIONSHIP PEDIGREE

O'Connor took over the Virginia program in 2004 and quickly elevated it into a national power. In 22 seasons, he led the Cavaliers to:

- 14 straight NCAA Tournament appearances from 2004 to 2017
- Seven trips to the College World Series, including a national title in 2015 and runner-up finish in 2014
- 66 NCAA Tournament wins, tied for the fourth most in the nation from 2009 to 2024
- Seven College World Series appearances, the second most of any program nationally since 2009
- Two ACC regular-season championships
- Two ACC Tournament titles
- Five 50-win seasons and 13 seasons with at least 40 victories

O'Connor's seven College World Series appearances are also the third most among active NCAA head coaches. Virginia had made just three NCAA appearances before his arrival. He also became the second-fastest coach in ACC history to reach 500 career wins.

TRACK RECORD OF PLAYER DEVELOPMENT

O'Connor has built a steady pipeline of professional talent while developing high-character players prepared to succeed beyond college baseball.

- 109 MLB Draft selections (players), including 14 first-round selections
- 36 players reached the major leagues, including Ryan Zimmerman, Sean Doolittle and Chris Taylor
- At least one first-round pick in five consecutive drafts from 2014 to 2018
- Seven seasons with multiple top-two-round draft picks
- Notable major leaguers coached include Danny Hultzen, Pavin Smith, Adam Haseley, Jake McCarthy, Andrew Abbott and Kyle Teel.

Since 2004 under O'Connor, 97 Virginia players earned All-ACC honors, which is the second most among ACC programs during that span. Cavaliers also received 42 All-America honors and 25 Freshman All-America selections. O'Connor also developed three ACC Players of the Year.

SUSTAINED EXCELLENCE

Second among active Division I coaches in career winning percentage (.702)
 Earned his 900th win on March 29, 2024
 One of eight active Division I coaches with a national championship
 Named ACC Coach of the Decade for 2010 to 2019 by D1Baseball
 Inducted into the American Baseball Coaches Association Hall of Fame in 2024
 One of 20 individuals to both play in and coach at the College World Series

Virginia teams under O'Connor also excelled in the classroom and were regularly honored by the NCAA for academic progress and graduation success.

BY THE NUMBERS: HITTING, PITCHING & FIELDING UNDER O'CONNOR

Hitting Excellence
 Virginia ranked top five nationally in batting average three times since 2022, including No. 3 nationally in 2024 (.333) and co-leading the nation in 2023 (.332)
 UVA finished top five in the country in slugging (.567), runs (581), and hits (752) in 2024, while also setting a program record with 116 home runs
 Led the nation in doubles (172) and hits (766) in 2023
 UVA has posted 700+ hits in a season five times, including back-to-back years in 2023 and 2024

Elite Pitching Development

UVA has ranked top 20 nationally in ERA 12 times under O'Connor, including six top-three finishes
 The 2011 staff led the nation in ERA (2.24); the 2014 team finished No. 2 nationally (2.23)
 From 2021 to 2023, Virginia pitching staffs consistently ranked among the top in the nation: Fourth in ERA (3.81) in 2023; 14th in ERA (3.99) in 2022; 14th in ERA and 4th in strikeouts (687) in 2021
 Multiple Cavalier pitchers have gone on to MLB All-Star status, including Sean Doolittle and Danny Hultzen
 Team USA's pitching staff posted a 2.06 ERA under O'Connor's direction in 2018 international competition

Defensive Fundamentals

O'Connor-built teams are known for their consistency, defensive reliability and precision on the fundamentals
 Entering the 2025 season, UVA owned the best cumulative fielding percentage in the ACC since 2004 (.973)
 The 2014 team set a school record with a .981 fielding percentage (fourth nationally)
 10 of O'Connor's teams have ranked among the top 40 nationally in fielding percentage

A NEW ERA IN STARKVILLE

O'Connor takes over a Mississippi State program with a proud history, a championship standard and the most passionate fan base in college baseball. The Bulldogs have made 12 College World Series appearances and captured the program's first national championship in 2021.

Mississippi State is one of only four programs in NCAA history to reach the College World Series in six consecutive decades. With 40 NCAA Tournament appearances, 12 trips to Omaha, 11 SEC regular-season titles and a national title, the Bulldogs have long stood among the nation's premier programs.



COACHING STAFF



Kevin McMullan
Associate Head Coach
(Third Base Coach)



Matt Kirby
Assistant Coach
(First Base Coach)



Justin Parker
Assistant Coach
(Pitching Coach)



Justin Armistead
Associate A.D./Baseball



Mike Roberts
Director of Player
Development and Scouting



Justin Weiss
Baseball Operations
Coordinator



Jonathan French
Data/Video Analytics
Coordinator



Travis Reifsnider
Scouting/Assistant
Recruiting Coordinator



Joe Savino
Pitching Coordinator

MLB PLAYERS UNDER O'CONNOR

- INF Ryan Zimmerman (UVA 2003-05) - 2005 1st Round (4th overall) Nationals - MLB Career: 2005-21 (WSN)
- INF/DH Mark Reynolds (UVA 2002-04) - 2004 16th Round (476th overall) Diamondbacks - MLB Career: 2007-19 (ARI, BAL, CLE, NYY, MIL, STL, COL, WSN)
- 1B Joe Koshansky (UVA 2001-04) - 2004 6th Round (170th overall) Rockies - MLB Career: 2007-08 (COL)
- OF Brandon Guyer (UVA 2005-07) - 2007 5th Round (157th overall) Cubs - MLB Career: 2011-18 (TB, CLE)
- RHP Mike Ballard (UVA 2003-05) - 2006 14th Round (418th overall) Rangers - MLB Career: 2011 (BAL)
- RHP Michael Schwimer (UVA 2005-08) - 2008 14th Round (436th overall) Phillies - MLB Career: 2011-12 (PHI)
- LHP Sean Doolittle (UVA 2005-07) - 2007 1st Round (41st overall) Athletics - MLB Career: 2012-22 (OAK, WSN, CIN, SEA)
- INF David Adams (UVA 2006-08) - 2008 3rd Round (106th overall) Yankees - MLB Career: 2013 (NYY)
- INF Phil Gosselin (UVA 2008-10) - 2010 5th Round (164th overall) Braves - MLB Career: 2013-22 (ATL, ARI, PIT, TEX, CIN, PHI, LAA)
- LHP Kyle Crockett (UVA 2011-13) - 2013 4th Round (111th overall) Indians - MLB Career: 2014-18 (CLE, CIN)
- INF/OF Chris Taylor (UVA 2010-12) - 2012 5th Round (161st overall) Mariners - MLB Career: 2014-present (SEA, LAD, LAA)
- RHP Tyler Wilson (UVA 2008-11) - 2011 10th Round (305th overall) Orioles - MLB Career: 2015-17 (BAL)
- OF Jarrett Parker (UVA 2008-10) - 2010 2nd Round (74th overall) Giants - MLB Career: 2015-19 (SF, LAA)
- C John Hicks (UVA 2009-11) - 2011 4th Round (123rd overall) Mariners - MLB Career: 2015-21 (SEA, DET, TEX)
- OF Derek Fisher (UVA 2012-14) - 2014 1st Round (37th overall) Astros - MLB Career: 2017-21 (HOU, TOR, MIL)
- RHP Artie Lewicki (UVA 2011-14) - 2014 8th Round (250th overall) Tigers - MLB Career: 2017-20 (DET, ARI)
- RHP Branden Kline (UVA 2010-12) - 2012 2nd Round (65th overall) Orioles - MLB Career: 2019-20 (BAL)
- OF Adam Haseley (UVA 2015-17) - 2017 1st Round (8th overall) Phillies - MLB Career: 2019-23 (PHI, CWS)
- RHP Josh Sborz (UVA 2013-15) - 2015 2nd Round (74th overall) Dodgers - MLB Career: 2019-24 (LAD, TEX)
- INF Matt Thaiss (UVA 2014-16) - 2016 1st Round (16th overall) Angels - MLB Career: 2019-present (LAA, CWS, TB)
- LHP Danny Hultzen (UVA 2009-11) - 2011 1st Round (2nd overall) Mariners - MLB Career: 2019 (CHC)
- OF Jake McCarthy (UVA 2016-18) - 2018 1st Round (39th overall) Diamondbacks - MLB Career: 2021-present (ARI)
- LHP Bennett Sousa (UVA 2015-18) - 2018 10th Round (288th overall) White Sox - MLB Career: 2022-present (CWS, HOU, MIL)
- LHP Andrew Abbott (UVA 2018-21) - 2021 2nd Round (53rd overall) Reds - MLB Career: 2023-present (CIN)
- INF Zack Gelof (UVA 2019-21) - 2021 2nd Round (60th overall) Athletics - MLB Career: (OAK, A's)
- RHP Noah Murdock (UVA 2017-19) - 2019 7th Round (199th overall) Royals - MLB Career: 2025-present (A's)
- RHP Mike Vasil (UVA 2019-21) - 2021 8th Round (232nd overall) Mets - MLB Career: 2025-present (CWS)
- C Kyle Teel (UVA 2021-23) - 2023 1st Round (14th overall) Red Sox - MLB Career: 2025-present (CWS)
- LHP Connelly Early (2023) - 2023 5th Round (151st overall) Red Sox - MLB Career: 2025-present (BOS)

THE O'CONNOR FILE			
Personal			
Hometown:	Council Bluffs, Iowa		
Wife:	Cindy		
Children:	Daughters: Ellie & Maggie; Son: Dillon		
College:	Creighton, 1993		
Coaching Career			
Present	Mississippi State Head Coach		
2004-25	Virginia Head Coach		
2001-03	Notre Dame Associate Head Coach		
1995-2001	Notre Dame Assistant Coach		
1993-95	Creighton Pitching Coach		
O'Connor Year-by-Year			
As a Head Coach			
Yr.	School	Record	Postseason
2026	MSU	15-2	
2025	Virginia	32-18	--
2024	Virginia	46-17	College World Series
2023	Virginia	50-15	College World Series
2022	Virginia	39-19	NCAA Regional
2021	Virginia	36-27	College World Series
2020	Virginia	14-4	**
2019	Virginia	32-24	--
2018	Virginia	29-25	--
2017	Virginia	43-16	NCAA Regional
2016	Virginia	38-22	NCAA Regional
2015	Virginia	44-24	National Champions
2014	Virginia	53-16	College World Series Final
2013	Virginia	50-12	NCAA Super Regional
2012	Virginia	39-19-1	NCAA Regional
2011	Virginia	56-12	NCAA Super Regional
2010	Virginia	51-14	NCAA Super Regional
2009	Virginia	49-15-1	College World Series
2008	Virginia	39-23	NCAA Regional
2007	Virginia	45-16	NCAA Regional
2006	Virginia	47-15	NCAA Regional
2005	Virginia	41-20	NCAA Regional
2004	Virginia	44-15	NCAA Regional
Totals	23 Seasons	932-390-2	
2015 National Champions			
18 NCAA Regionals			
Nine NCAA Super Regionals			
Seven NCAA College World Series			
** No postseason due to COVID-19			
As an Assistant Coach			
2003	Notre Dame	45-18	NCAA Regional
2002	Notre Dame	50-18	College World Series
2001	Notre Dame	49-13	NCAA Regional
2000	Notre Dame	46-18	NCAA Regional
1999	Notre Dame	43-18	NCAA Regional
1998	Notre Dame	41-17	
1997	Notre Dame	41-19	
1996	Notre Dame	44-18	NCAA Regional
1995	Creighton	35-22	
1994	Creighton	28-29	
Totals	10 Seasons	422-190	
Six NCAA Regionals			
One NCAA Super Regional			
One College World Series			

THE O'CONNOR EFFECT

109 DRAFT PICKS

14 FIRST ROUND DRAFT PICKS

36 MLB PLAYERS

STATE OF THE SHOW



The largest on-campus facility in college baseball, Dudy Noble Field will see the 60th season of Mississippi State baseball at its current site in 2026. With over 1,700 games played at the venue, the Diamond Dawgs have a .726 winning percentage at the facility, which received a \$68-million upgrade prior to the 2019 season.

The field is named in honor of longtime MSU baseball coach, athletics director and ABCA Hall of Famer Clarke Randolph "Dudy" Noble. On April 27, 1998 the facility was renamed Dudy Noble Field, Polk-DeMent Stadium, honoring another ABCA Hall of Famer, former Bulldog skipper Ron Polk, and the late Gordon DeMent, a successful businessman and longtime fan of the Diamond Dawgs from Indianola, Mississippi.

THE ORIGIN

From 1929 until 1964, Mississippi State hosted its baseball games at the original on-campus venue, Hardy Field, which was located several hundred yards to the south of the Bulldogs' home football venue, Davis Wade Stadium at Scott Field. The baseball field was closed following the 1964 season to make way for the construction of Dorman Hall and for the next two seasons the Diamond Dawgs played their home games at Redbird Park in Columbus, Mississippi, capturing SEC titles both seasons at their temporary home.

The tin-roofed grandstand and 2,000-seat bleachers from the original Dudy Noble Field were transported to the stadium's present site, which became playable for the 1967 season. Since that time, facility enhancements have followed at a steady pace to make the "Carnegie Hall of College Baseball" one of the finest all-around facilities on the road to Omaha. Among with numerous upgrades, the current site has seen two complete demolitions and reconstructions, the latest occurring during a three-year span from 2017-2019 and opening prior to the start of the 2019 campaign.

LEADING THE ATTENDANCE BOOM

With a laundry list of legendary names on its all-time roster, it comes as no surprise that Mississippi State ranks among the nation's attendance leader's year in and year out. The Dudy Noble Field faithful have sold out the reserved seating allotment every season since 1987.

Along with routinely hosting some of the largest crowds in the SEC, the last 12 three-day Super Bulldog Weekend series have drawn more than 25,000 fans, with The Dude seeing 43,986 fans over the three-day Super Bulldog Weekend of 2023, the most in a single Super Bulldog Weekend.

MSU eclipsed the 200,000 mark in paid attendance at Dudy Noble Field for six-straight seasons between 2012-17, marking the first such occurrence in the program's history. Over the past four seasons, MSU has eclipsed the 300,000 mark in paid attendance, which had never been done before in four-straight seasons. In 2013, the Diamond Dawgs' five-millionth fan walked through the turnstiles at Dudy Noble Field. Since home attendance figures were charted starting in 1976, the "Carnegie Hall of College Baseball" has seen 8,317,535 fans rush through the gates heading into the 2026 campaign.

In 24 of the last 25 seasons, Mississippi State has averaged 6,000 fans per game, including a record average of 11,094 during the 2023 campaign. Overall, State has eclipsed the 200,000-fan mark 17 times since 2002, with a school-record 373,784 viewing the 2019 home schedule.

Of the top 25 all-time college baseball on-campus attendances, Dudy Noble Field finds itself on the list 24 times, most notably owning the all-time on-campus attendance record of 16,423 on April 15, 2023. The Bulldogs own all of the top 20 marks in NCAA on-campus history and are the only NCAA baseball program to boast on-campus attendances of 14,000 or more. The five largest NCAA Super Regional crowds have all assembled in Starkville, Mississippi, as well.

From April 14-16, 2023, the Bulldog faithful flooded the gates at Dudy Noble Field to the tune of 43,986 fans for a three-game series versus Ole Miss. The nearly 44,000 fans on the weekend set an NCAA on-campus attendance record for a three-game series.

During the 2025 season, the Diamond Dawg faithful showed up in droves as 330,009 fans appeared for 30 games at The Dude with Mississippi State receiving the second-largest average attendance in the nation,

averaging 11,000 fans per game. The Diamond Dawgs had 10,000+ fans at 18 games last season at Dudy Noble Field.

THE LEFT FIELD LOUNGE™

The aura of Mississippi State baseball at Dudy Noble Field is certainly not confined to the loyal legions in the impressive grandstand, pro-style luxury sky suites or luxurious Left Field Lofts.

In fact, some of the more highly-prized seats at Bulldog baseball games are found beyond the outfield fence in the Left Field Lounge™. Waiting lists greet those seeking to purchase one of the 96 outfield lounges in the iconic two-level outfield tailgate.

Once a colorful assortment of pickup trucks, motor homes, and trailers — most equipped with barbecue grills — lined the outfield fence, completing a circle of humanity at Dudy Noble Field. Now, the permanent lounge spaces are connected to the concourse, allowing everyone to stroll through and experience the iconic lounge culture.

What began in the late 1960s as a popular gathering spot for baseball-loving MSU supporters now forms college baseball's largest tailgate party.

FACILITY EXPANSION

Over the past five decades many projects have commenced at the current site, including a pair of demolitions and countless upgrades to "The Dude." Of the multiple renovations and advancements, the park was demolished and reconstructed in 1987 and 2018.

Mississippi State hosted its first SEC Baseball Tournament and NCAA Regional in 1979, winning both and advancing to the program's second College World Series, setting attendance marks while opening eyes along the way.

Crowds mushroomed further in the 1980s, as future Major League stars Jeff Brantley, Will Clark, Rafael Palmeiro and Bobby Thigpen led the 1985 Bulldogs to SEC and regional championships, earning MSU's highest national finish at the time, a tie for third place at the College World Series.

The first upgrade to the current site came in 1971, thanks to the generosity of the late E.B. "Dutch" McCool, a former MSU baseball student-athlete and one of the founding fathers of Holiday Inn, Inc., as MSU took the lead in the Southeastern Conference with the installation of a lighting system. The advent of night baseball in Starkville helped build a solid fan base.

Drainage and irrigation systems and an expanded scoreboard with an animation-equipped message center, new batting ranges and an infield tarp became the stadium's next improvements.

It became apparent that support for baseball at State had out-grown the cozy confines of "The Dude" in the mid 1980s. Two years after that magical '85 season, Mississippi State unveiled an impressive \$3.5 million project that made Dudy Noble Field the biggest baseball venue in the Southeastern Conference.

In 1986, the stadium was demolished and rebuilt in less than nine months to be ready for the 1987 season opener. The new venue featured an impressive concrete grandstand structure with 3,700 maroon theater-style seats, an elevated press box, restrooms and ticket, souvenir and concession facilities. The team clubhouse featured a spacious 40-locker dressing room and team area. A pair of 1,500-seat bleachers that once overlooked the end zones at Scott Field, the home of MSU's football Bulldogs, were refurbished and installed along the foul lines, raising seating capacity at Dudy Noble Field to 6,700. The facility was later chosen by Sports Illustrated as the best place to watch college baseball, and it helped ignite a drive to update baseball facilities throughout the SEC and beyond.

The expanded capacity at the stadium also triggered an increase in annual baseball season ticket sales to more than 5,600, virtually assuring Mississippi State's place among national leaders in college baseball attendance annually.

A second permanent concession stand was added in 1989, and a year later, the cinder warning track at the



DUDY NOBLE FIELD

outfield fence was extended to completely encircle the playing surface. That project, along with the installation of a six-foot high padded outfield fence, was made possible by a donation from former MSU All-American and Major League Baseball standout Will Clark.

Best-selling author, MSU alumnus and avid State baseball fan John Grisham donated funding for the next project. In 1993, Grisham's generosity paved the way for the indoor batting tunnel under the first base grandstand. In August 1998, construction got under way on the ambitious project to add 18 sky suites and more than 600 additional chairback seats in the grandstand. With the project completed prior to the 2000 season, the permanent seating capacity at Dudy Noble Field eclipsed the 7,000 mark.

Prior to the start of the 2003 season, 46-foot Major League foul poles were added. In 2004, the upgrades to the facility included a new state-of-the-art scoreboard, courtesy of the Henry Mize Foundation, was installed along with new fencing and gates surrounding the main grandstand.

The landscape surrounding the nation's largest on-campus facility grew prior to the 2005 campaign with the completion of the impressive Palmeiro Center and the baseball coaches office complex.

A massive 68,000-square foot, climate-controlled turf indoor practice facility, the Palmeiro Center is located adjacent to Dudy Noble Field. The spacious, \$3.8 million facility was made possible by a generous lead gift of former Bulldog great Rafael Palmeiro and his wife, Lynne. The structure features a regulation infield practice area, additional training space and three retractable batting cages.

Nestled between the Palmeiro Center and "The Dude", the baseball coaches complex was made possible by contributions from former Bulldog players Jeff Brantley, Will Clark, Eric DuBose, Paul Maholm, Jay Powell and Bobby Thigpen and former MSU manager James "Bo" McKinnis.

Also part of the Palmeiro Center is the Robinson-Galloway-Tatum Weight Room, which was added to the Palmeiro Center following the 2021 National Championship run for MSU. It is a new 7,100-plus square foot weight room adjacent to the indoor baseball field (the largest of its kind in the country) was made possible from the former players and donors.

From 2009-12, facility upgrades totaling more than \$2 million include an expanded state-of-the-art high definition video board, the addition of a new drainage and irrigation system, a new carpet of natural sod and infield dirt, and expanded dugouts.

Even the grandstand got a bit grander with a resurfacing and repainting project. The endeavor was topped

off with all-new cup holder-equipped maroon chairback seats. Prior to the start of the 2012 campaign, work was completed on the new sound system. The 36,000-watt amplification system evenly distributed sound to a 78-speaker system to amplify the atmosphere at Dudy Noble Field.

The second demolition at the current site occurred following the 2017 season and the \$68 million facility opened its gates for the 2019 campaign. Architect Wier Boerner Allin, along with consultants Populous and famed stadium architect/State alum Janet Marie Smith designed the project, while construction manager ICM and general contractor JESCO Construction, Inc. oversaw the construction.

Covering 12 acres of land on the Mississippi State University campus, the 230,000 square foot facility carries on Dudy Noble Field's legacy as the "Carnegie Hall of College Baseball." Installation of the second largest scoreboard in college baseball, measuring 43 feet wide by 60 feet high, started the project in 2017. The board, which was the largest in college baseball upon installation, is larger than boards owned by three Major League Baseball teams. The addition of 96 permanent Left Field Lounge rigs encircling the outfield followed during the fall of 2018.

The concourse and lower-level grandstands were in place for the 2018 season, with the Diamond Suites, upper-deck reserved seating area and three unique club areas – Farm Bureau Triple Crown Club, Charlie and Dana Stephenson Omaha Club and The Rooftop Club – were completed prior to the 2019 campaign. The newest version of Dudy Noble Field also features increased restroom facilities and concession points of sale.

The player spaces also received an upgrade, expanding to cover 18,000 square feet underneath the facility. The fully-equipped Bruce and Julie Martin Locker Room includes an embedded equipment room, houses 40 wooden lockers and features an oversized, dimensional halo-lit '85 Script Mississippi State sign suspended overhead in the middle of the room.

The more spacious locker room includes an attached training room with whirlpool and fully-functional fueling station. The Mitch Moreland Hitting Tunnel, which is equipped with HitTrax, and Turner & Gloria Wingo Team Lounge are easily accessed from the home dugout, with the eye-popping player entrance and Hassell H. Franklin Omaha Room greeting players as they enter the facility. The Pat McMahon Pitching Lab is also housed under the stadium, featuring arm care and conditioning equipment, one oversized turfed mound with three pitching rubbers and state of the art video equipment.

DUDY NOBLE FIELD FACTS

FIRST GAME: Mississippi State 5, Illinois Wesleyan 3 (4/3/67)

MISSISSIPPI STATE RECORD AT CURRENT SITE: 1,309-490-2 (.727)

MISSISSIPPI STATE GAMES PLAYED AT CURRENT SITE: 1,794

SEC TOURNAMENTS: Five

NCAA TOURNAMENT EVENTS: 22

(Three NCAA District III Playoffs, 15 Regionals and four Super Regionals)

LARGEST CROWD: 16,423 (April 15, 2023 vs. Ole Miss)

NCAA on-campus attendance record

PLAYING SURFACE: Latitude36 Bermuda Grass overseeded with Champion GQ Perennial Ryegrass

SEATING: 15,000+

DIMENSIONS: LF: 330, LC: 385, CF: 400, RC: 380, RF: 305

VIDEO BOARD: 43 feet high by 60 feet wide; second largest video board in college baseball and larger than three Major League Baseball boards (Baltimore, Colorado and Tampa Bay)

BATTER'S EYE: 40 feet high by 90 feet wide

OUTFIELD FENCE: Padded seven-foot chain link fence

WARNING TRACK: 20-foot wide synthetic turf

FOUL POLES: 40 feet tall





2026 SEASON STATISTICS

Record: 15-2 Home: 12-0 Away: 0-1 Neutral: 3-1 SEC: 0-0

Player	avg	gp-gs	ab	r	h	2b	3b	hr	rbi	tb	slg%	bb	hp	so	gdp	ob%	sf	sh	sb-att	po	a	e	fld%
7 Reed Stallman	.457	14-9	35	8	16	4	0	3	18	29	.829	9	2	9	0	.587	0	0	1-1	59	3	0	1.000
38 Bryce Chance	.422	17-16	45	19	19	5	0	0	10	24	.533	8	4	3	1	.534	1	3	7-8	20	0	0	1.000
3 Ace Reese	.397	17-17	68	25	27	10	0	5	25	52	.765	9	1	16	0	.468	1	0	1-1	8	22	2	.938
18 Noah Sullivan	.391	13-13	46	17	18	4	0	5	18	37	.804	12	2	9	1	.533	0	0	5-5	15	0	1	.938
34 Gehrig Frei	.357	16-11	56	13	20	5	2	2	13	35	.625	6	0	12	2	.419	0	0	3-4	5	25	0	1.000
9 Ryder Woodson	.306	16-16	62	11	19	8	0	1	11	30	.484	6	0	15	1	.362	1	0	0-1	26	28	3	.947
6 James Nunnallee	.220	15-10	41	11	9	4	0	1	4	16	.390	7	3	8	0	.373	0	0	2-3	23	0	1	.958

14 Vytas Valincius	.480	10-9	25	11	12	1	0	0	9	13	.520	7	1	8	1	.588	1	0	1-1	8	0	0	1.000
10 Drew Wyers	.462	10-8	26	12	12	1	0	2	7	19	.731	6	0	4	0	.545	1	0	1-1	9	16	0	1.000
33 Blake Bevis	.429	10-8	21	13	9	1	0	2	9	16	.762	7	1	5	0	.567	1	0	1-1	36	5	0	1.000
12 Chone James	.407	11-7	27	12	11	1	0	1	11	15	.556	3	1	3	0	.484	0	1	3-3	70	7	0	1.000
19 Andrew Raymond	.355	10-8	31	4	11	3	0	0	4	14	.452	6	1	8	0	.474	0	0	0-0	93	6	0	1.000
5 Aidan Teel	.286	12-11	35	13	10	1	0	2	12	17	.486	7	3	10	0	.435	1	1	3-5	17	2	0	1.000
2 Jacob Parker	.259	11-5	27	6	7	2	0	3	12	18	.667	1	1	5	0	.300	1	0	1-1	8	0	0	1.000
27 Peter Mershon	.250	6-1	8	2	2	0	0	0	5	2	.250	1	0	2	1	.273	2	0	1-1	0	0	0	.000
21 Kevin Milewski	.111	4-2	9	1	1	0	0	1	1	4	.444	2	0	4	0	.273	0	0	0-0	30	3	0	1.000
49 Gatlin Sanders	.000	7-2	8	3	0	0	0	0	0	0	.000	3	0	3	0	.273	0	0	1-1	2	4	0	1.000
23 Jackson Owen	.000	3-0	3	2	0	0	0	0	0	0	.000	3	0	2	0	.500	0	0	0-1	4	0	0	1.000
Totals	.354	17	573	183	203	50	2	28	169	341	.595	103	20	126	7	.462	10	5	31-38	438	133	10	.983
Opponents	.223	17	539	67	120	19	3	15	60	190	.353	51	17	198	8	.307	5	1	15-20	399	136	24	.957

LOB - Team (130), Opp (108). DPs turned - Team (11), Opp (8). CI - Team (0), Opp (1). IBB - Team (3), Reese 2, Chance 1, Opp (1). Picked off - Nunnallee 1.

(All games Sorted by Earned run avg)

Player	era	w-l	app	gs	cg	sho	sv	ip	h	r	er	bb	so	2b	3b	hr	b/avg	wp	hp	bk	sfa	sha	
4 Tomas Valincius	1.74	3-0	4	4	0	0/1	0	20.2	17	4	4	6	26	3	1	1	.227	0	2	0	1	0	
28 Ryan McPherson	1.96	3-0	4	4	0	0/0	0	23.0	19	6	5	5	28	4	0	0	.221	0	1	0	0	0	
11 Duke Stone	3.06	3-0	5	3	0	0/1	0	17.2	10	6	6	2	24	2	1	1	.169	0	6	0	0	0	

36 Tyler Pitzer	0.00	1-0	4	1	0	0/1	1	5.0	2	0	0	2	8	0	0	0	.125	0	0	0	0	0	
45 Dane Burns	0.00	1-0	7	0	0	0/2	0	4.2	0	0	0	3	7	0	0	0	.000	0	0	0	0	0	
30 Jackson Logar	0.00	0-0	1	0	0	0/1	0	1.0	0	0	0	1	3	0	0	0	.000	1	0	0	0	0	
17 Parker Rhodes	2.08	0-0	4	0	0	0/2	0	4.1	1	1	1	4	3	0	0	0	.071	2	1	0	0	0	
42 Jack Gleason	2.45	1-0	8	0	0	0/0	0	11.0	6	3	3	2	21	0	0	2	.154	0	1	0	0	0	
29 Maddox Webb	2.84	0-0	7	0	0	0/0	1	6.1	9	2	2	1	9	2	0	0	.346	0	1	0	0	1	
35 Ben Davis	4.50	0-1	5	0	0	0/0	2	10.0	5	5	5	1	11	1	0	1	.147	0	5	0	1	0	
13 William Kirk	4.76	1-0	3	1	0	0/0	0	5.2	6	4	3	2	5	0	0	0	.300	0	0	0	1	0	
8 Charlie Foster	5.00	0-0	5	3	0	0/1	0	9.0	11	7	5	7	15	2	0	1	.289	0	0	0	1	0	
37 Brendan Sweeney	6.52	0-0	5	1	0	0/1	1	9.2	10	8	7	3	11	3	0	2	.270	0	0	0	0	0	
20 Maddox Miller	6.75	1-1	5	0	0	0/1	0	6.2	6	5	5	1	14	2	0	2	.231	4	0	0	1	0	
25 Chris Billingsley	7.11	1-0	6	0	0	0/0	0	6.1	7	6	5	5	3	0	1	1	.269	1	0	0	0	0	
15 Tanner Beliveau	10.80	0-0	2	0	0	0/1	0	1.2	2	2	2	2	4	0	0	0	.286	0	0	0	0	0	
16 Braden Booth	20.25	0-0	2	0	0	0/0	0	1.1	3	3	3	0	1	0	0	3	.429	0	0	0	0	0	
24 Jack Bauer	22.50	0-0	3	0	0	0/0	0	2.0	6	5	5	4	5	0	0	1	.500	2	0	0	0	0	
Totals	3.76	15-2	17	17	0	3/3	5	146.0	120	67	61	51	198	19	3	15	.223	10	17	0	5	1	
Opponents	10.83	2-15	17	17	0	0/0	1	133.0	203	183	160	103	126	50	2	28	.354	23	20	3	10	5	

PB - Team (6), James 4, Raymond 2, Opp (7). Pickoffs - Team (4), James 1, Pitzer 1, Valincius, T 1, Kirk 1, Opp (1). SBA/ATT - James (9-10), Raymond (5-8), Foster (5-6), McPherson (4-4), Burns (2-2), Milewski (1-2), Stone (1-2), Sweeney (0-2), Gleason (1-1), Rhodes (1-1), Kirk (0-1), Pitzer (1-1).



2025 SOUTHEASTERN CONFERENCE STATISTICS

Record: 15-15 Home: 8-7 Away: 7-8 SEC: 15-15

Player	avg	gp-gs	ab	r	h	2b	3b	hr	rbi	tb	slg%	bb	hp	so	gdp	ob%	sf	sh	sb-att	po	a	e	fld%	
3 Ace Reese	.402	30-30	122	39	49	12	0	15	37	106	.869	15	3	26	1	.475	1	0	0-0	15	40	6	.902	
38 Bryce Chance	.342	29-28	111	21	38	8	1	1	28	51	.459	7	1	26	3	.374	4	2	3-3	52	2	0	1.000	
18 Noah Sullivan	.327	30-30	113	31	37	8	0	8	18	69	.611	14	7	23	4	.430	1	0	0-0	0	0	0	.000	
34 Gehrig Frei	.300	25-18	80	14	24	5	0	6	8	47	.588	5	2	11	3	.352	1	0	0-1	31	0	0	1.000	
49 Gatlin Sanders	.295	28-25	88	14	26	2	0	0	10	28	.318	6	6	27	3	.376	1	0	0-0	40	63	2	.981	
44 Hunter Hines	.294	30-30	109	29	32	7	0	11	25	72	.661	21	3	34	4	.421	0	0	0-0	193	12	1	.995	
55 Joe Powell	.293	23-22	75	16	22	5	0	6	26	45	.600	8	3	26	0	.379	1	1	0-0	208	13	1	.995	
2 Sawyer Reeves	.278	27-22	97	17	27	5	0	3	15	41	.423	5	0	20	0	.308	2	3	1-2	33	47	5	.941	
7 Reed Stallman	.224	24-19	67	12	15	4	0	5	13	34	.507	9	6	26	0	.357	2	0	0-1	20	1	1	.955	

43 Steven Spalitta	.500	5-0	4	1	2	0	1	0	2	4	1.000	0	0	0	0	.500	0	0	0-0	1	1	0	1.000	
36 Nolan Stevens	.289	16-12	45	6	13	3	0	0	9	16	.356	6	1	14	1	.385	0	0	0-1	18	0	2	.900	
10 Dylan Cupp	.278	14-13	36	4	10	3	0	1	6	16	.444	6	1	10	1	.386	1	2	0-0	11	18	7	.806	
52 Lukas Buckner	.250	5-0	4	0	1	0	0	0	0	1	.250	0	0	1	0	.250	0	0	0-0	1	1	0	1.000	
22 Ross Highfill	.167	20-13	42	9	7	0	0	2	8	13	.310	4	8	19	0	.352	0	0	4-4	104	5	2	.982	
5 Aaron Downs	.040	10-8	25	3	1	0	0	0	3	1	.040	5	3	8	2	.273	0	0	0-0	13	1	0	1.000	
32 Michael O'Brien	.000	15-0	2	3	0	0	0	0	0	0	.000	0	0	1	0	.000	0	0	1-1	6	0	0	1.000	
13 Nate Chester	.000	1-0	0	1	0	0	0	0	0	0	.000	1	0	0	0	1.000	0	0	0-0	0	0	0	.000	
Totals	.298	30	1020	220	304	62	2	58	208	544	.533	112	44	272	22	.387	14	8	9-13	756	229	30	.970	
Opponents	.256	30	978	181	250	45	8	40	170	431	.441	111	33	309	15	.347	14	12	36-44	757	233	20	.980	

LOB - Team (221), Opp (211). DPs turned - Team (16), Opp (23). IBB - Team (1), Stallman 1. Picked off - Highfill 1.

(SEC games only Sorted by Earned run avg)

Player	era	w-l	app	gs	cg	sho	sv	ip	h	r	er	bb	so	2b	3b	hr	b/avg	wp	hp	bk	sfa	sha
12 Evan Siary	4.75	2-1	10	8	0	0/0	0	41.2	39	24	22	14	54	8	2	8	.241	1	4	0	1	1
9 Pico Kohn	4.96	2-3	10	10	0	0/0	0	52.2	50	33	29	21	70	11	4	10	.244	8	9	0	1	4
35 Ben Davis	5.12	2-1	14	2	0	0/0	1	31.2	36	25	18	17	33	4	0	1	.283	3	3	0	4	1
31 Karson Ligon	6.75	4-4	10	10	0	0/1	0	38.2	39	32	29	18	43	7	2	7	.265	5	8	0	3	2

11 Duke Stone	0.00	0-0	1	0	0	0/0	0	0.2	1	0	0	0	0	0	0	0	.500	0	0	0	1	0
15 Luke Dotson	3.09	1-0	8	0	0	0/0	1	11.2	10	5	4	8	16	1	0	1	.244	3	0	0	0	1
8 Charlie Foster	3.86	0-0	2	0	0	0/0	0	2.1	2	1	1	0	4	1	0	0	.250	0	0	0	0	0
30 Jacob Pruitt	4.50	0-0	1	0	0	0/0	0	2.0	2	1	1	1	1	0	0	0	.250	0	1	0	0	0
26 Chase Hungate	4.61	1-1	7	0	0	0/0	0	13.2	11	8	7	4	11	1	0	2	.216	1	0	0	1	1
45 Dane Burns	5.79	0-1	5	0	0	0/0	0	4.2	5	3	3	5	4	1	0	1	.278	0	1	0	0	1
28 Ryan McPherson	6.48	0-0	8	0	0	0/0	1	8.1	8	8	6	6	9	1	0	1	.250	0	2	0	0	1
29 Nate Williams	6.50	1-3	11	0	0	0/0	1	18.0	11	14	13	8	29	2	0	3	.172	7	3	0	1	0
17 Stone Simmons	7.58	2-1	11	0	0	0/1	1	19.0	26	17	16	4	24	6	0	3	.313	0	1	0	1	0
19 Robert Fortenberry	9.00	0-0	1	0	0	0/0	0	1.0	1	1	1	0	1	1	0	0	.250	0	0	0	0	0
48 Kevin Mannell	12.46	0-0	4	0	0	0/0	0	4.1	7	6	6	2	6	1	0	2	.368	1	1	0	1	0
4 Mikhail Grant	16.20	0-0	2	0	0	0/0	0	1.2	2	3	3	3	4	0	0	1	.286	0	0	0	0	0
Totals	5.68	15-15	30	30	0	1/1	5	252.0	250	181	159	111	309	45	8	40	.256	29	33	0	14	12
Opponents	7.24	15-15	30	30	0	0/0	10	252.1	304	220	203	112	272	62	2	58	.298	22	44	2	14	8

PB - Team (5), Powell 3, Highfill 2, Opp (2). Pickoffs - Team (3), Dotson 2, Kohn 1, Opp (1). SBA/ATT - Powell (27-32), Siary (12-13), Ligon (7-10), Highfill (8-9), Williams (5-5), Mannell (2-3), Davis (2-3), Dotson (1-3), Hungate (2-2), Kohn (2-2), Pruitt (1-1), Spalitta (1-1), McPherson (1-1), Burns (1-1).



2026 DAY-BY-DAY RESULTS

Date	Opponent	Score	Inns	Overall	SEC	Pitcher of record	Attend	Time
Feb 13, 2026	HOFSTRA	w 6-5	9	1-0-0	0-0-0	Stone (W 1-0)	12824	3:00
Feb 14, 2026	HOFSTRA-1	w 6-1	9	2-0-0	0-0-0	Valincius, T (W 1-0)	12667	2:53
Feb 14, 2026	HOFSTRA-2	w 7-5	9	3-0-0	0-0-0	Gleason (W 1-0)	12667	3:09
Feb 17, 2026	TROY	w 13-7	9	4-0-0	0-0-0	Kirk (W 1-0)	9842	3:19
Feb 18, 2026	ALCORN STATE	w 19-0	7	5-0-0	0-0-0	Miller (W 1-0)	9752	2:55
Feb 20, 2026	DELAWARE	w 9-2	9	6-0-0	0-0-0	McPherson (W 1-0)	11632	3:00
Feb 21, 2026	DELAWARE	w 10-0	8	7-0-0	0-0-0	Valincius, T (W 2-0)	13194	2:26
Feb 22, 2026	DELAWARE	w 7-3	9	8-0-0	0-0-0	Stone (W 2-0)	9473	3:16
Feb 24, 2026	AUSTIN PEAY	w 16-3	7	9-0-0	0-0-0	Billingsley (W 1-0)	9337	2:52
Feb 27, 2026	vs Arizona State	w 8-4	9	10-0-0	0-0-0	McPherson (W 2-0)	0	2:49
Feb 28, 2026	vs Virginia Tech	w 15-8	9	11-0-0	0-0-0	Valincius, T (W 3-0)	0	3:57
Mar 01, 2026	vs #1 UCLA	L 7-8	(10)	11-1-0	0-0-0	Davis (L 0-1)	8903	4:03
Mar 03, 2026	at #10 Southern Miss	L 6-7	9	11-2-0	0-0-0	Miller (L 1-1)	5716	3:19
Mar 05, 2026	LIPSCOMB	w 8-3	9	12-2-0	0-0-0	McPherson (W 3-0)	10057	2:50
Mar 06, 2026	LIPSCOMB	w 9-4	9	13-2-0	0-0-0	Pitzer (W 1-0)	11499	3:21
Mar 07, 2026	LIPSCOMB	w 26-0	7	14-2-0	0-0-0	Stone (W 3-0)	10375	2:35
Mar 10, 2026	vs Tulane	w 11-7	9	15-2-0	0-0-0	Burns (W 1-0)	6112	3:45

() extra inning game

2026 GAME SUMMARY

Score by innings	1	2	3	4	5	6	7	8	9	EX	Total
Mississippi State	21	29	25	18	27	26	18	15	2	2	183
Opponents	10	3	6	7	3	5	11	7	12	3	67

Record when ...

Overall	15-2	After 6 leading	14-0
Conference	0-0 trailing	1-1
Non-Conference	15-2 tied	0-1
Home games	12-0	After 7 leading	12-1
Away games	0-1 trailing	0-1
Neutral site	3-1 tied	0-0
Day games	12-1	After 8 leading	11-1
Night games	3-1 trailing	0-1
vs Left starter	6-0 tied	0-0
vs Right starter	9-2		
1-Run games	1-2	Hit 0 home runs	4-1
2-Run games	1-0	... 1 home run	3-0
5+Run games	10-0	... 2+ home runs	8-1
Extra innings	0-1		
Shutouts	3-0	Opponent 0 home runs	9-0
	 1 home run	4-0
Scoring 0-2 runs	0-0 2+ HRs	2-2
..... 3-5 runs	0-0		
..... 6-9 runs	8-2	Made 0 errors	8-0
..... 10+ runs	7-0 1 error	6-2
	 2+ errors	1-0
Opponent 0-2 runs	5-0		
..... 3-5 runs	7-0	Opp. made 0 errors	3-2
..... 6-9 runs	3-2 1 error	5-0
..... 10+ runs	0-0 2+ errors	7-0
Scored in 1st inning	9-0	Out-hit opponent	12-2
Opp. scored in 1st	4-1	Out-hit by opponent	1-0
Scores first	8-0	Hits are tied	2-0
Opp. scores first	7-2		

Record when team scores:

Runs	0	1	2	3	4	5	6	7	8	9	10+
W-L	0-0	0-0	0-0	0-0	0-0	0-0	2-1	2-1	2-0	2-0	7-0

Record when opponent scores:

Runs	0	1	2	3	4	5	6	7	8	9	10+
W-L	3-0	1-0	1-0	3-0	2-0	2-0	0-0	2-1	1-1	0-0	0-0

Record when leading after:

Inn.	1	2	3	4	5	6	7	8
W-L	7-0	10-0	10-0	12-0	13-0	14-0	12-1	11-1

Record when trailing after:

Inn.	1	2	3	4	5	6	7	8
W-L	2-1	1-1	0-2	1-1	1-1	1-1	0-1	0-1

Record when tied after:

Inn.	1	2	3	4	5	6	7	8
W-L	6-1	4-1	5-0	2-1	1-1	0-1	0-0	0-0

Current winning streak: 4
 Longest winning streak: 11
 Longest losing streak: 2

Home attendance : 133319 (12 dates avg = 11109)
 Away attendance : 20731 (5 dates avg = 4146)
 Total attendance: 154050 (17 dates avg = 9061)



2026 GAME-BY-GAME (HITTING)

Date	Opponent	ab	r	h	rbi	2b	3b	hr	tb	bb	ibb	sb	cs	hbp	sac	sf	gdp	k	po	a	e	lob	avg
Feb 13	HOFSTRA	26	6	3	3	1	0	0	4	8	0	2	1	2	0	0	0	7	27	7	1	6	.115
Feb 14	HOFSTRA	30	6	8	6	4	0	0	12	4	0	2	0	2	0	1	0	8	27	12	0	7	.196
Feb 14	HOFSTRA	33	7	10	7	3	0	1	16	4	0	1	0	0	1	0	0	9	27	8	0	7	.236
Feb 17	TROY	39	13	16	13	5	1	2	29	3	0	4	0	1	0	0	0	10	27	6	0	7	.289
Feb 18	ALCORN STATE	28	19	13	16	3	0	1	19	13	0	3	1	2	0	3	0	1	21	6	0	9	.321
Feb 20	DELAWARE	36	9	16	9	5	0	0	21	6	0	1	1	1	0	1	1	6	27	5	1	11	.344
Feb 21	DELAWARE	33	10	13	10	3	0	4	28	5	1	1	0	1	1	0	1	4	24	13	1	9	.351
Feb 22	DELAWARE	30	7	8	4	2	0	0	10	9	0	1	1	0	0	1	2	6	27	8	1	9	.341
Feb 24	AUSTIN PEAY	34	16	16	16	4	0	3	29	3	0	0	0	2	0	0	0	7	21	5	0	5	.356
Feb 27	vs Arizona State	30	8	7	8	0	0	2	13	7	0	3	0	0	1	0	0	10	27	8	0	6	.345
Feb 28	vs Virginia Tech	39	15	15	15	3	0	2	24	10	0	2	1	4	0	1	0	5	27	7	2	12	.349
Mar 01	vs UCLA	39	7	14	7	5	0	3	28	3	1	0	2	1	0	1	1	12	30	14	1	7	.350
Mar 03	at Southern Miss	35	6	9	6	1	0	0	10	4	0	1	0	2	0	0	0	10	24	8	1	8	.343
Mar 05	LIPSCOMB	36	8	12	6	2	0	3	23	2	0	2	0	0	1	0	0	5	27	5	0	7	.342
Mar 06	LIPSCOMB	33	9	11	8	3	1	2	22	8	0	3	0	0	1	0	1	8	27	5	1	9	.341
Mar 07	LIPSCOMB	36	26	20	24	3	0	4	35	10	0	2	0	1	0	1	1	4	21	7	0	4	.356
Mar 10	vs Tulane	36	11	12	11	3	0	1	18	4	1	3	0	1	0	1	0	14	27	9	1	7	.354
Totals		573	183	203	169	50	2	28	341	103	3	31	7	20	5	10	7	126	438	133	10	130	.354

2026 GAME-BY-GAME (PITCHING)

Date	Opponent	ip	h	r	er	bb	so	2b	3b	hr	wp	bk	hbp	dp	ibb	score	w-l	sv	era
Feb 13	HOFSTRA	9.0	10	5	5	2	13	4	0	0	0	0	1	0	0	6-5	1-0	1	5.00
Feb 14	HOFSTRA	9.0	6	1	1	1	11	0	0	1	0	0	1	1	0	6-1	2-0	2	3.00
Feb 14	HOFSTRA	9.0	7	5	5	5	12	1	0	1	0	0	2	0	0	7-5	3-0	3	3.67
Feb 17	TROY	9.0	10	7	7	4	12	0	1	0	1	0	2	0	0	13-7	4-0	3	4.50
Feb 18	ALCORN STATE	7.0	1	0	0	2	14	0	0	0	2	0	0	0	0	19-0	5-0	3	3.77
Feb 20	DELAWARE	9.0	4	2	1	1	16	1	0	0	0	0	1	1	0	9-2	6-0	3	3.29
Feb 21	DELAWARE	8.0	6	0	0	3	8	1	0	0	0	0	0	2	0	10-0	7-0	3	2.85
Feb 22	DELAWARE	9.0	7	3	1	4	15	0	0	0	1	0	3	1	0	7-3	8-0	4	2.61
Feb 24	AUSTIN PEAY	7.0	4	3	2	6	10	0	0	0	0	0	0	0	0	16-3	9-0	4	2.61
Feb 27	vs Arizona State	9.0	7	4	4	3	8	2	0	2	1	0	0	2	0	8-4	10-0	4	2.75
Feb 28	vs Virginia Tech	9.0	11	8	8	1	13	0	1	5	1	0	1	1	0	15-8	11-0	4	3.26
Mar 01	vs UCLA	10.0	8	8	8	4	4	0	1	2	1	0	6	1	1	7-8	11-1	4	3.63
Mar 03	at Southern Miss	8.0	7	7	6	6	13	3	0	2	2	0	0	0	0	6-7	11-2	4	3.86
Mar 05	LIPSCOMB	9.0	12	3	3	2	13	3	0	0	0	0	0	1	0	8-3	12-2	5	3.79
Mar 06	LIPSCOMB	9.0	9	4	3	2	14	2	0	1	0	0	0	1	0	9-4	13-2	5	3.74
Mar 07	LIPSCOMB	7.0	1	0	0	1	10	0	0	0	0	0	0	0	0	26-0	14-2	5	3.55
Mar 10	vs Tulane	9.0	10	7	7	4	12	2	0	1	1	0	0	0	0	11-7	15-2	5	3.76
Totals		146.0	120	67	61	51	198	19	3	15	10	0	17	11	1	183-67	15-2	5	3.76



2026 GAME-BY-GAME STARTERS (BATTING ORDER)

DATE	OPPONENT	1	2	3	4	5	6	7	8	9	SP
2/13	Hofstra	Nunnallee	Reese	Teel	Bevis	Stallman	Woodson	Frei	Milewski	Chance	McPherson
2/14	Hofstra	Nunnallee	Reese	Sullivan	Stallman	Teel	Woodson	Chance	Milewski	Sanders	T. Valincius
2/14	Hofstra	Nunnallee	Reese	Sullivan	Stallman	Teel	Chance	Frei	Woodson	James	Foster
2/17	Troy	Nunnallee	Woodson	Reese	Teel	V. Valincius	Frei	Bevis	Parker	James	Stone
2/18	Alcorn State	Chance	Teel	Reese	V. Valincius	Wyers	Bevis	Mershon	Raymond	Sanders	Pitzer
2/20	Delaware	Nunnallee	Reese	V. Valincius	Stallman	Frei	Woodson	Teel	Raymond	Chance	McPherson
2/21	Delaware	Teel	Reese	Sullivan	Stallman	Raymond	Woodson	Frei	Parker	Chance	T. Valincius
2/22	Delaware	Wyers	Reese	Sullivan	V. Valincius	Bevis	Woodson	Nunnallee	James	Chance	Foster
2/24	Austin Peay	Wyers	Reese	Sullivan	V. Valincius	Bevis	James	Woodson	Teel	Chance	Kirk
2/27	vs. Arizona State (1)	Wyers	Reese	Sullivan	V. Valincius	James	Bevis	Woodson	Teel	Chance	McPherson
2/28	vs. Virginia Tech (1)	Teel	Reese	Sullivan	Stallman	Frei	Raymond	Woodson	Nunnallee	Chance	T. Valincius
3/1	vs. #1 UCLA (1)	Teel	Reese	Sullivan	Stallman	Frei	Raymond	Woodson	Parker	Chance	Stone
3/3	at #10 Southern Miss	Frei	Reese	Sullivan	Stallman	Woodson	Raymond	Parker	Nunnallee	Chance	Sweeney
3/6	Lipscomb	Wyers	Reese	Sullivan	Bevis	James	Woodson	V. Valincius	Nunnallee	Chance	McPherson
3/7	Lipscomb	Wyers	Reese	Sullivan	Frei	Raymond	Woodson	Parker	Nunnallee	Chance	T. Valincius
3/8	Lipscomb	Wyers	Reese	Sullivan	V. Valincius	James	Frei	Woodson	Bevis	Chance	Stone
3/10	vs. Tulane (2)	Wyers	Reese	Sullivan	Stallman	Frei	Woodson	Raymond	V. Valincius	Chance	Foster
3/13	at Arkansas*	--	--	--	--	--	--	--	--	--	--
3/14	at Arkansas*	--	--	--	--	--	--	--	--	--	--
3/15	at Arkansas*	--	--	--	--	--	--	--	--	--	--
3/17	Jackson State	--	--	--	--	--	--	--	--	--	--
3/20	Vanderbilt*	--	--	--	--	--	--	--	--	--	--
3/21	Vanderbilt*	--	--	--	--	--	--	--	--	--	--
3/22	Vanderbilt*	--	--	--	--	--	--	--	--	--	--
3/24	Southern Miss	--	--	--	--	--	--	--	--	--	--
3/27	at Ole Miss*	--	--	--	--	--	--	--	--	--	--
3/28	at Ole Miss*	--	--	--	--	--	--	--	--	--	--
3/29	at Ole Miss*	--	--	--	--	--	--	--	--	--	--
3/31	Grambling	--	--	--	--	--	--	--	--	--	--
4/2	Georgia*	--	--	--	--	--	--	--	--	--	--
4/3	Georgia*	--	--	--	--	--	--	--	--	--	--
4/4	Georgia*	--	--	--	--	--	--	--	--	--	--
4/7	UAB	--	--	--	--	--	--	--	--	--	--
4/10	Tennessee*	--	--	--	--	--	--	--	--	--	--
4/11	Tennessee*	--	--	--	--	--	--	--	--	--	--
4/12	Tennessee*	--	--	--	--	--	--	--	--	--	--
4/14	at Samford	--	--	--	--	--	--	--	--	--	--
4/17	at South Carolina*	--	--	--	--	--	--	--	--	--	--
4/18	at South Carolina*	--	--	--	--	--	--	--	--	--	--
4/19	at South Carolina*	--	--	--	--	--	--	--	--	--	--
4/21	Memphis	--	--	--	--	--	--	--	--	--	--
4/24	LSU*	--	--	--	--	--	--	--	--	--	--
4/25	LSU*	--	--	--	--	--	--	--	--	--	--
4/26	LSU*	--	--	--	--	--	--	--	--	--	--
4/28	vs. Ole Miss (3)	--	--	--	--	--	--	--	--	--	--
5/1	at Texas*	--	--	--	--	--	--	--	--	--	--
5/2	at Texas*	--	--	--	--	--	--	--	--	--	--
5/3	at Texas*	--	--	--	--	--	--	--	--	--	--
5/5	Nicholls	--	--	--	--	--	--	--	--	--	--
5/7	Auburn*	--	--	--	--	--	--	--	--	--	--
5/8	Auburn*	--	--	--	--	--	--	--	--	--	--
5/9	Auburn*	--	--	--	--	--	--	--	--	--	--
5/14	at Texas A&M*	--	--	--	--	--	--	--	--	--	--
5/15	at Texas A&M*	--	--	--	--	--	--	--	--	--	--
5/16	at Texas A&M*	--	--	--	--	--	--	--	--	--	--

* - Southeastern Conference game | (1) - Globe Life Field; Arlington, Texas | (2) - Kessler Federal Park; Biloxi, Miss. | (3) - Trustmark Park; Pearl, Miss.

2026 GAME-BY-GAME STARTERS (POSITION)

DATE	OPPONENT	C	1B	2B	3B	SS	LF	CF	RF	DH	SP
2/13	Hofstra	Milewski	Bevis	Frei	Reese	Woodson	Chance	Teel	Nunnallee	Stallman	McPherson
2/14	Hofstra	Milewski	Stallman	Sanders	Reese	Woodson	Chance	Teel	Nunnallee	Sullivan	T. Valincius
2/14	Hofstra	James	Stallman	Frei	Reese	Woodson	Chance	Teel	Nunnallee	Sullivan	Foster
2/17	Troy	James	Bevis	Frei	Reese	Woodson	V. Valincius	Teel	Nunnallee	Parker	Stone
2/18	Alcorn State	Raymond	Bevis	Sanders	Reese	Wyers	V. Valincius	Teel	Chance	Mershon	Pitzer
2/20	Delaware	Raymond	Stallman	Frei	Reese	Woodson	Chance	Teel	Nunnallee	V. Valincius	McPherson
2/21	Delaware	Raymond	Stallman	Frei	Reese	Woodson	Chance	Teel	Parker	Sullivan	T. Valincius
2/22	Delaware	James	Bevis	Wyers	Reese	Woodson	V. Valincius	Chance	Nunnallee	Sullivan	Foster
2/24	Austin Peay	James	Bevis	Wyers	Reese	Woodson	V. Valincius	Teel	Chance	Sullivan	Kirk
2/27	vs. Arizona State (1)	James	Bevis	Wyers	Reese	Woodson	V. Valincius	Teel	Chance	Sullivan	McPherson
2/28	vs. Virginia Tech (1)	Raymond	Stallman	Frei	Reese	Woodson	Chance	Teel	Nunnallee	Sullivan	T. Valincius
3/1	vs. #1 UCLA (1)	Raymond	Stallman	Frei	Reese	Woodson	Chance	Teel	Parker	Sullivan	Stone
3/3	at #10 Southern Miss	Raymond	Stallman	Frei	Reese	Woodson	Nunnallee	Chance	Parker	Sullivan	Sweeney
3/6	Lipscomb	James	Bevis	Wyers	Reese	Woodson	V. Valincius	Chance	Nunnallee	Sullivan	McPherson
3/7	Lipscomb	Raymond	Sullivan	Wyers	Reese	Woodson	Nunnallee	Chance	Parker	Frei	T. Valincius
3/8	Lipscomb	James	Sullivan	Frei	Reese	Woodson	Bevis	Chance	V. Valincius	Wyers	Stone
3/10	vs. Tulane (2)	Raymond	Sullivan	Wyers	Reese	Woodson	Stallman	Chance	V. Valincius	Frei	Foster
3/13	at Arkansas*	--	--	--	--	--	--	--	--	--	--
3/14	at Arkansas*	--	--	--	--	--	--	--	--	--	--
3/15	at Arkansas*	--	--	--	--	--	--	--	--	--	--
3/17	Jackson State	--	--	--	--	--	--	--	--	--	--
3/20	Vanderbilt*	--	--	--	--	--	--	--	--	--	--
3/21	Vanderbilt*	--	--	--	--	--	--	--	--	--	--
3/22	Vanderbilt*	--	--	--	--	--	--	--	--	--	--
3/24	Southern Miss	--	--	--	--	--	--	--	--	--	--
3/27	at Ole Miss*	--	--	--	--	--	--	--	--	--	--
3/28	at Ole Miss*	--	--	--	--	--	--	--	--	--	--
3/29	at Ole Miss*	--	--	--	--	--	--	--	--	--	--
3/31	Grambling	--	--	--	--	--	--	--	--	--	--
4/2	Georgia*	--	--	--	--	--	--	--	--	--	--
4/3	Georgia*	--	--	--	--	--	--	--	--	--	--
4/4	Georgia*	--	--	--	--	--	--	--	--	--	--
4/7	UAB	--	--	--	--	--	--	--	--	--	--
4/10	Tennessee*	--	--	--	--	--	--	--	--	--	--
4/11	Tennessee*	--	--	--	--	--	--	--	--	--	--
4/12	Tennessee*	--	--	--	--	--	--	--	--	--	--
4/14	at Samford	--	--	--	--	--	--	--	--	--	--
4/17	at South Carolina*	--	--	--	--	--	--	--	--	--	--
4/18	at South Carolina*	--	--	--	--	--	--	--	--	--	--
4/19	at South Carolina*	--	--	--	--	--	--	--	--	--	--
4/21	Memphis	--	--	--	--	--	--	--	--	--	--
4/24	LSU*	--	--	--	--	--	--	--	--	--	--
4/25	LSU*	--	--	--	--	--	--	--	--	--	--
4/26	LSU*	--	--	--	--	--	--	--	--	--	--
4/28	vs. Ole Miss (3)	--	--	--	--	--	--	--	--	--	--
5/1	at Texas*	--	--	--	--	--	--	--	--	--	--
5/2	at Texas*	--	--	--	--	--	--	--	--	--	--
5/3	at Texas*	--	--	--	--	--	--	--	--	--	--
5/5	Nicholls	--	--	--	--	--	--	--	--	--	--
5/7	Auburn*	--	--	--	--	--	--	--	--	--	--
5/8	Auburn*	--	--	--	--	--	--	--	--	--	--
5/9	Auburn*	--	--	--	--	--	--	--	--	--	--
5/14	at Texas A&M*	--	--	--	--	--	--	--	--	--	--
5/15	at Texas A&M*	--	--	--	--	--	--	--	--	--	--
5/16	at Texas A&M*	--	--	--	--	--	--	--	--	--	--

* - Southeastern Conference game | (1) - Globe Life Field; Arlington, Texas | (2) - Kessler Federal Park; Biloxi, Miss. | (3) - Trustmark Park; Pearl, Miss.



2026 SOUTHEASTERN CONFERENCE SCHEDULE & STANDINGS

WEEK 5

2026 BASEBALL

MARCH 12

SCHEDULE/RESULTS

All times Eastern; Rankings reflect highest among major polls

March 9 (Monday)

Stetson 6, at #5 Arkansas 4

March 10 (Tuesday)

at #19 Tennessee 20, Tennessee Tech 2 (7 inn.)
at #16 Florida 6, #15 Florida State 3
at #21 Kentucky 10, Ball State 3
at Alabama 7, Troy 3
at #5 Auburn 17, UAB 2 (7 inn.)
at #6 Southern Miss 2, #16 Ole Miss 1
#2 Mississippi State 11, Tulane 7
at Missouri 14, Southern Indiana 6
at The Citadel 8, South Carolina 3
at #17 Texas A&M 14, Stephen F. Austin 1 (7 inn.)
#2 Texas 15, at Texas State 4
at Vanderbilt 14, Indiana State 6
at #9 LSU 8, Creighton 4

March 11 (Wednesday)

at #7 Oklahoma 6, UT Arlington 1

March 13 (Friday)

*#19 Tennessee at #6 Georgia - 6 p.m. [SECN+]
*Alabama at #21 Kentucky - 6:30 p.m. [SECN+]
*South Carolina at #16 Florida - 6:30 p.m. [SECN+]
*#2 Mississippi State at #5 Arkansas - 7 p.m. [SECN+]
*#5 Auburn at Missouri - 7 p.m. [SECN+]
*#9 LSU at Vanderbilt - 7 p.m. [SECN+]
*#16 Ole Miss at #2 Texas - 7:30 p.m. [SECN+]
*#17 Texas A&M at #7 Oklahoma - 7:30 p.m. [SECN+]

March 14 (Saturday)

*Alabama at #21 Kentucky - 2 p.m. [SECN+]
*#2 Mississippi State at #5 Arkansas - 2 p.m. [SECN+]
*#16 Ole Miss at #2 Texas - 3:30 p.m. [SECN+]
*#5 Auburn at Missouri - 5 p.m. [SECN+]
*#19 Tennessee at #6 Georgia - 5 p.m. [SECN+]
*#17 Texas A&M at #7 Oklahoma - 5 p.m. [SECN+]
*South Carolina at #21 Florida - 6:30 p.m. [SECN+]
*#9 LSU at Vanderbilt - 8 p.m. [SECN+]

March 15 (Sunday)

*#5 Auburn at Missouri - 12 p.m. [SECN+]
*Alabama at #21 Kentucky - 1 p.m. [SECN+]
*South Carolina at #16 Florida - 1 p.m. [SECN+]
*#19 Tennessee at #6 Georgia - 1 p.m. [SECN+]
*#16 Ole Miss at #2 Texas - 2 p.m. [SECN+]
*#2 Mississippi State at #5 Arkansas - 3 p.m. [SECN+]
*#17 Texas A&M at #7 Oklahoma - 3 p.m. [SECN+]
*#9 LSU at Vanderbilt - 4 p.m. [ESPN2]

Next Weekend In The SEC (March 19-22)

*Kentucky at Ole Miss - Thursday-Saturday series
*Oklahoma at LSU - Thursday-Saturday series
*Florida at Alabama
*Arkansas at South Carolina
*Texas at Auburn
*Georgia at Texas A&M
*Vanderbilt at Mississippi State
*Missouri at Tennessee

*SEC game

	SEC	Pct.	GB	All	Pct.	H	A	N	T25	T10	L10	Strk
Texas	0-0	-	-	16-0	1.000	12-0	1-0	3-0	1-0	1-0	10-0	W16
Texas A&M	0-0	-	-	15-1	.938	13-0	0-0	2-1	0-1	0-1	9-1	W6
Kentucky	0-0	-	-	15-2	.882	9-1	6-1	0-0	0-0	0-0	10-0	W10
Mississippi State	0-0	-	-	15-2	.882	12-0	0-1	3-1	0-2	0-2	8-2	W4
Missouri	0-0	-	-	15-2	.882	10-0	0-1	5-1	0-0	0-0	10-0	W13
Oklahoma	0-0	-	-	15-2	.882	11-2	0-0	4-0	1-0	1-0	8-2	W5
Auburn	0-0	-	-	14-2	.875	11-2	0-0	3-0	2-0	1-0	9-1	W7
Alabama	0-0	-	-	15-3	.833	11-1	2-1	2-1	1-1	0-1	8-2	W6
Florida	0-0	-	-	15-3	.833	12-3	3-0	0-0	3-0	0-0	8-2	W2
Georgia	0-0	-	-	15-3	.833	14-3	1-0	0-0	0-0	0-0	9-1	W4
Ole Miss	0-0	-	-	15-3	.833	14-0	0-1	1-2	0-2	0-2	7-3	L1
Tennessee	0-0	-	-	13-4	.765	11-3	0-0	2-1	0-1	0-1	8-2	W1
LSU	0-0	-	-	13-5	.722	10-4	0-1	3-0	0-0	0-0	5-5	W1
Arkansas	0-0	-	-	12-5	.706	9-4	0-0	3-1	0-1	0-1	6-4	L2
South Carolina	0-0	-	-	12-6	.667	11-3	1-2	0-1	1-2	0-0	6-4	L1
Vanderbilt	0-0	-	-	11-7	.611	10-2	0-0	1-5	0-2	0-1	5-5	W1

• SEC Co-Players of the Week: Kentucky's Ethan Hindle had multiple hits in four of the Wildcats' five games last week and homered in four contests to help UK to a 5-0 record. He also drove in two or more runs in all five games and finished the week with seven extra base hits. Georgia's Daniel Jackson was 11-for-23 with 14 runs scored, a double, a triple, five home runs and 13 RBI to help lead the Bulldogs to five wins last week. He also had a 1.261 slugging percentage to go along with six walks and five steals.

• SEC Co-Pitchers of the Week: Auburn's Jackson Sanders turned in a career-best outing with 7.0 scoreless innings and 10 strikeouts in the series-clinching win vs. Winthrop, marking Auburn's 12th straight regular season home series win. He retired nine straight batters with seven strikeouts from the third through the fifth innings. Georgia's Dylan Vigue tossed a seven-inning, one-hit shutout with career-high 11 strikeouts in an 11-0 run-rule win over Queens. He carried a no-hitter through 5.2 innings before allowing a double, then promptly struck out the next batter.

• SEC Freshman of the Week: Texas' Sam Cozart pitched five innings of one-run baseball, retiring 15 of the 16 batters he faced in a 16-3 run-rule win over Houston Christian. The right-hander set down 14 straight hitters to open the evening before allowing his lone hit on a solo shot in the fourth.










































• Twelve SEC teams begin conference play ranked in the national polls. Mississippi State and Texas are ranked as high as No. 2, Arkansas and Auburn are No. 5, Georgia is No. 6, Oklahoma is No. 7 and LSU is No. 9 to round out the top-10. Other SEC teams ranked in the top-25 include No. 16 Florida, No. 16 Ole Miss, No. 17 Texas A&M, No. 19 Tennessee and No. 21 Kentucky.

• SEC teams and individuals entering the week ranked No. 1 statistically in the NCAA include:
» Vanderbilt with 20 double plays
» Georgia with a .992 fielding percentage
» Georgia with 61 home runs and .731 slugging
» Georgia with five shutouts
» Texas A&M in fewest walks allowed/9 inn. (1.52)
» Georgia's Daniel Jackson in home runs (14), runs (31) and total bases (75)
» Georgia's Tre Phelps in hit by pitch (14)
» Georgia's Brennan Hudson in slugging (1.162)

• The top-10 national attendance leaders in total attendance so far this season are all from the SEC. Ole Miss leads the nation in total attendance (111,737), while Mississippi State is first in average attendance (11,145). Other SEC schools ranked in the top-10 are LSU, Arkansas, South Carolina, Florida, Texas, Tennessee, Texas A&M and Auburn.



2026 TV/MEDIA ROSTER

<p>2</p>  <p>Jacob Parker OF 6-3 220 L/R Fr. Purvis, Miss.</p>	<p>3</p>  <p>Ace Reese INF 6-4 220 L/R Jr. Canton, Texas.</p>	<p>4</p>  <p>Tomas Valincius LHP 6-2 225 L/L So. Lockport, Ill.</p>	<p>5</p>  <p>Aidan Teel OH 6-0 200 L/R R-Jr. Mahwah, N.J.</p>	<p>6</p>  <p>James Nunnallee OF 6-1 190 L/R So. San Diego, Calif.</p>	<p>7</p>  <p>Reed Stallman 1B/OF 6-3 220 L/R Gr. Robins, Iowa</p>	<p>8</p>  <p>Charlie Foster LHP 6-4 205 R/L So. Snellville, Ga.</p>
<p>9</p>  <p>Ryder Woodson INF 6-3 190 R/R So. Naples, Fla.</p>	<p>10</p>  <p>Drew Wyers INF 6-2 200 R/R Sr. Columbus, N.J.</p>	<p>11</p>  <p>Duke Stone RHP 6-5 235 R/R So. Uvalda, Ga.</p>	<p>12</p>  <p>Chone James INF/UTL 6-0 185 R/R So. Myrtle Beach, S.C.</p>	<p>13</p>  <p>William Kirk LHP 6-2 205 L/L R-Fr. Saddle River, N.J.</p>	<p>14</p>  <p>Vyatas Valincius OF 6-4 230 L/R Gr. Lockport, Ill.</p>	<p>15</p>  <p>Tanner Beliveau RHP 6-3 225 R/R Fr. Petal, Miss.</p>
<p>16</p>  <p>Braden Booth RHP 6-2 100 R/R R-Fr. Madison, Ala.</p>	<p>17</p>  <p>Parker Rhodes RHP 6-1 185 R/R Fr. Greenfield, Ind.</p>	<p>18</p>  <p>Noah Sullivan UTL/RHP 6-1 215 R/R Gr. Orlando, Fla.</p>	<p>19</p>  <p>Andrew Raymond C 6-1 205 L/R So. Middletown, Md.</p>	<p>20</p>  <p>Maddox Miller LHP 6-4 185 L/L Fr. Hattiesburg, Miss.</p>	<p>21</p>  <p>Kevin Milewski C 6-5 235 R/R Jr. Wallingford, Conn.</p>	<p>22</p>  <p>Nick Frontino INF 6-3 205 R/R Fr. Bonita Springs, Fla.</p>
<p>23</p>  <p>Jackson Owen C 5-10 200 R/R Gr. Starkville, Miss.</p>	<p>24</p>  <p>Jack Bauer LHP 6-4 195 L/L Fr. Frankfort, Ill.</p>	<p>25</p>  <p>Chris Billingsley Jr. RHP 6-4 205 R/R Jr. Brent, Ala.</p>	<p>27</p>  <p>Peter Mershon UTL 6-2 205 R/R Fr. Taylors, S.C.</p>	<p>28</p>  <p>Ryan McPherson RHP 6-2 205 R/R So. Hollywood, Fla.</p>	<p>29</p>  <p>Maddox Webb RHP 6-2 195 R/R Jr. Summerville, S.C.</p>	<p>30</p>  <p>Jackson Logar RHP 6-0 215 R/R Jr. Medford, N.J.</p>
<p>31</p>  <p>Charlie Wortham UTL 6-1 205 R/R Fr. St. Peters, Mo.</p>	<p>32</p>  <p>Peyton Fowler RHP 6-3 195 R/R Jr. Gluckstadt, Miss.</p>	<p>33</p>  <p>Blake Bevis 1B/OF 6-4 230 R/R Sr. Brentwood, Tenn.</p>	<p>34</p>  <p>Gehrig Frei INF/OF 6-1 210 S/R Gr. Alpharetta, Ga.</p>	<p>35</p>  <p>Ben Davis RHP 6-4 230 R/R Sr. Booneville, Miss.</p>	<p>36</p>  <p>Tyler Pitzer RHP 6-3 205 L/R Jr. McDonald, Penn.</p>	<p>37</p>  <p>Brendan Sweeney RHP 6-7 210 R/R Sr. Edmond, Okla.</p>
<p>38</p>  <p>Bryce Chance OF 5-10 180 R/R Gr. Ridgeland, Miss.</p>	<p>39</p>  <p>Patrick Spencer Jr. RHP 6-3 215 R/R R-So. Greenville, Miss.</p>	<p>42</p>  <p>Jack Gleason RHP 6-4 235 R/R R-Fr. Germantown, Tenn.</p>	<p>45</p>  <p>Dane Burns LHP 6-5 215 R/L So. Celina, Texas</p>	<p>47</p>  <p>JT Schnoor RHP 6-4 225 R/R R-Jr. Pascagoula, Miss.</p>	<p>49</p>  <p>Gatlin Sanders INF 5-11 185 L/R Sr. Madison, Miss.</p>	



HITTER PROFILES

2 JACOB PARKER

OF | L/R | FR. | 6-3 | 220
PURVIS, MISS. / PURVIS HS

QUICK HITS

- Drafted by the Arizona Diamondbacks in the 19th Round of the 2026 MLB Draft
- Twin brother JoJo - also an MSU signee - was drafted 8th overall by the Toronto Blue Jays.
- Perfect Game Top 100 Freshmen (No. 75)
- D1Baseball Top 100 Freshmen (No. 9)

SINGLE GAME CAREER HIGHS

At Bats	4	4x last Lipscomb (3/6/26)
Hits	2	2x last Lipscomb (3/7/26)
Runs Scored	2	Alcorn State (2/18/26)
Runs Batted In	3	2x last Lipscomb (3/7/26)
Doubles	1	2x last Lipscomb (3/7/26)
Triples		
Home Runs	1	3x last Lipscomb (3/7/26)
Walks	1	Alcorn State (2/18/26)
Stolen Bases	1	2x last at Southern Miss (3/3/26)

MISCELLANEOUS STATS

	2026	CAREER
2 Hit Game	2	2
3 Hit Game		
4+ Hit Game		
2 RBI Game	2	2
3 RBI Game	2	2
4+ RBI Game		

GAME-BY-GAME HITTING STATS

DATE	OPP	POS	AB	R	H	RBI	2B	3B	HR	BB	K	SB	CS	AVG
2/17	TROY*	DH	4	0	0	1	0	0	0	0	2	1	0	.000
2/18	ALCORN STATE	PH/RF	2	2	1	0	1	0	0	1	0	0	0	.167
2/21	DELAWARE*	RF	4	1	2	2	0	0	1	0	0	0	0	.300
2/24	AUSTIN PEAY	PH/CF	1	1	0	0	0	0	0	0	0	0	0	.273
2/28	vs. Virginia Tech	PH/CF	2	1	1	3	0	0	1	0	0	0	0	.308
3/1	vs. UCLA*	RF	4	0	0	1	0	0	0	0	1	0	0	.235
3/3	at Southern Miss*	RF	3	0	0	0	0	0	0	0	1	1	0	.200
3/5	LIPSCOMB	RF	0	0	0	0	0	0	0	0	0	0	0	.200
3/6	LIPSCOMB*	RF	4	1	1	2	0	0	1	0	1	0	0	.208
3/7	LIPSCOMB	PH/CF	3	0	2	3	1	0	0	0	0	0	0	.259
3/10	vs. Tulane	RF	0	0	0	0	0	0	0	0	0	0	0	.259
TOTALS			27	6	7	12	2	0	3	1	5	2	0	.259

CAREER HITTING STATS

YEAR	AVG	GP-GS	AB	R	H	2B	3B	HR	RBI	TB	SLG%	BB	HP	SO	GDP	OB%	SF	SH
2026	.259	11-5	27	6	7	2	0	3	12	18	.667	1	1	5	0	.300	1	0
TOTAL	.259	11-5	27	6	7	2	0	3	12	18	.667	1	1	5	0	.300	1	0

3 ACE REESE

INF | L/R | JR. | 6-4 | 220
CANTON, TEXAS / HOUSTON
QUICK HITS

- 2026 Preseason All-American First Team (Perfect Game & Baseball America)
- 2026 Preseason All-American Second Team (D1Baseball & NCBWA)
- 2026 Baseball America Preseason Player of the Year Watch List
- 2026 Preseason All-SEC First Team
- 2026 Perfect Game Top 100 Juniors (No. 10)
- 2026 Golden Spikes Preseason Watch List
- 2026 D1Baseball Top 50 Third Basemen (No. 2)
- 2026 MLB Pipeline Draft Prospect (No. 18)
- 2026 D1Baseball Top 150 MLB Draft Prospect (No. 12)
- 2025 USA Baseball Collegiate National Team
- 2025 SEC Newcomer of the Year
- 2025 All-SEC First Team
- 2025 Boo Ferriss Trophy Finalist
- 2025 Dick Howser Trophy Semifinalist
- 2025 NCBWA All-America First Team
- 2025 D1 Baseball All-America Second Team
- 2025 Baseball America All-America Second Team
- 2025 ABCA/Rawlings All-America Second Team
- 2025 Perfect Game All-America Third Team
- 2025 ABCA/Rawlings South All-Region First Team
- 2025 SEC Player of the Week (May 19)
- 2025 First Year Academic Honor Roll
- 2024 All-Big 12 Freshman Team

SINGLE GAME CAREER HIGHS

At Bats	6	2x last at Missouri (5/15/25)
Hits	5	Troy (2/17/26)
Runs Scored	4	2x last at Missouri (5/16/25)
Runs Batted In	5	at Oklahoma (3/22/25)
Doubles	2	4x last Troy (2/17/26)
Triples	1	5x last vs. Missouri St. (2/22/25)
Home Runs	2	5x last at Missouri (5/15/25)
Walks	3	vs. Texas (4/14/2024)*
Stolen Bases	1	8x last Austin Peay (2/24/26)

**Career highs from Houston*
MISCELLANEOUS STATS

	2026	CAREER
2 Hit Game	4	31
3 Hit Game	3	11
4+ Hit Game	1	2
2 RBI Game		19
3 RBI Game	5	13
4+ RBI Game	1	4

GAME-BY-GAME HITTING STATS

DATE	OPP	POS	AB	R	H	RBI	2B	3B	HR	BB	K	SB	CS	AVG
2/13	HOFSTRA*	3B	3	1	1	0	0	0	0	0	1	0	0	.333
2/14(G1)	HOFSTRA*	3B	4	2	2	1	2	0	0	0	1	0	0	.429
2/14(G2)	HOFSTRA*	3B	5	2	2	3	1	0	1	0	2	0	0	.417
2/17	TROY*	3B	5	3	5	3	2	0	1	0	0	1	0	.588
2/18	ALCORN STATE*	3B	1	1	0	0	0	0	0	1	0	0	0	.556
2/20	DELAWARE*	3B	5	1	3	2	1	0	0	0	1	0	0	.565
2/21	DELAWARE*	3B	4	1	1	1	1	0	0	1	1	0	0	.519
2/22	DELAWARE*	3B	3	0	1	1	0	0	0	2	1	0	0	.500
2/24	AUSTIN PEAY*	3B	5	2	3	4	1	0	1	0	0	1	0	.514
2/27	vs. Arizona State*	3B	5	0	0	0	0	0	0	0	2	0	0	.450
2/28	vs. Virginia Tech*	3B	5	2	2	3	0	0	1	0	0	0	0	.444
3/1	VS. UCLA*	3B	4	1	0	0	0	0	0	1	1	0	0	.408
3/3	at Southern Miss*	3B	4	2	1	0	0	0	0	1	1	0	0	.396
3/5	LIPSCOMB*	3B	4	1	3	0	1	0	0	1	0	0	0	.421
3/6	LIPSCOMB*	3B	4	2	0	0	0	0	0	1	2	0	0	.393
3/7	LIPSCOMB*	3B	3	2	2	3	1	0	0	0	1	0	0	.406
3/10	vs. Tulane*	3B	4	1	1	4	0	0	1	1	2	0	0	.397
TOTALS			64	24	26	21	10	0	4	8	14	2	0	.406

CAREER HITTING STATS

YEAR	AVG	GP-GS	AB	R	H	2B	3B	HR	RBI	TB	SLG%	BB	HP	SO	GDP	OB%	SF	SH
2024*	.278	48-42	162	33	45	8	4	7	34	82	.506	29	3	37	4	.395	1	0
2025	.352	57-57	227	58	80	18	1	21	66	163	.718	26	5	52	4	.422	5	0
2026	.397	17-17	68	25	27	10	0	5	25	52	.765	9	1	16	0	.468	1	0
TOTAL	.333	122-116	457	116	152	36	5	33	125	297	.650	64	9	105	8	.419	7	0

**Statistics from Houston*



HITTER PROFILES

5 AIDEN TEEL

OF | L/R | R-JR. | 6-0 | 200
MAHWAH, N.J. / VIRGINIA

QUICK HITS

- Preseason All-American Fourth Team (NCBWA)
- Perfect Game Top 100 Juniors (No. 82)
- D1Baseball Top 150 Outfielders (No. 28)
- D1Baseball Top 100 MLB Draft Prospect (No. 85)
- Pitched in 20 games as a reliever at Virginia as a redshirt freshman with six saves.
- Older brother, Kyle, who played for Brian O'Connor at Virginia from 2021-23 and was drafted in the first round (14th overall) by the Chicago White Sox and is currently catching in the big leagues.
- Father, Garrett, played at William Paterson University and was selected by the Dodgers in the 12th round of the 1989 MLB Draft and spent five seasons playing with organization and two more as a catching coach.

SINGLE GAME CAREER HIGHS

At Bats	6	2x last at Virginia Tech (5/15/25)*
Hits	3	5x last vs. Virginia Tech (2/28/26)
Runs Scored	3	4x last vs. Georgetown (4/22/25)*
Runs Batted In	4	3x last Austin Peay (2/24/26)
Doubles	2	2x last at Virginia Tech (5/17/25)*
Triples	--	--
Home Runs	1	12x last vs. Arizona State (3/27/26)
Walks	3	2x last vs. Boston College (5/21/25)*
Stolen Bases	2	vs. Virginia Tech (2/28/26)

*Career highs from Virginia

MISCELLANEOUS STATS

	2026	CAREER
2 Hit Game	1	15
3 Hit Game	1	5
4+ Hit Game		--
2 RBI Game		5
3 RBI Game	1	4
4+ RBI Game	1	5

GAME-BY-GAME HITTING STATS

DATE	OPP	POS	AB	R	H	RBI	2B	3B	HR	BB	K	SB	CS	AVG
2/13	HOFSTRA*	CF	2	2	0	0	0	0	0	2	1	0	0	.000
2/14(G1)	HOFSTRA*	CF	3	0	0	1	0	0	0	1	0	0	0	.000
2/14(G2)	HOFSTRA*	CF	4	1	2	1	0	0	0	0	2	0	0	.222
2/17	TROY*	CF	4	2	1	1	1	0	0	0	2	0	0	.231
2/18	ALCORN STATE*	CF	1	1	0	0	0	0	0	0	0	0	0	.214
2/20	DELAWARE*	CF	3	2	1	1	0	0	0	1	0	1	0	.235
2/21	DELAWARE*	CF	2	1	0	0	0	0	0	1	0	0	0	.211
2/22	DELAWARE	LF	1	0	0	0	0	0	0	1	0	0	0	.200
2/24	AUSTIN PEAY*	CF	2	1	1	4	0	0	1	0	0	0	0	.227
2/27	vs. Arizona State*	CF	3	1	1	1	0	0	1	1	0	0	0	.240
2/28	vs. Virginia Tech*	CF	5	2	3	3	0	0	0	0	1	2	1	.300
3/1	vs. UCLA*	CF	5	0	1	0	0	0	0	0	4	0	1	.286
TOTALS			35	13	10	12	1	0	2	7	10	3	2	.286

CAREER HITTING STATS

YEAR	AVG	GP-GS	AB	R	H	2B	3B	HR	RBI	TB	SLG%	BB	HP	SO	GDP	OB%	SF	SH
2024*	.400	30-0	10	4	4	0	0	3	6	13	1.300	1	0	2	0	.455	0	0
2025*	.317	50-50	186	51	59	20	0	7	41	100	.538	31	12	30	0	.442	2	2
2026	.286	12-11	35	13	10	1	0	2	12	17	.486	7	3	10	0	.435	1	1
TOTAL	.316	92-61	231	68	73	21	0	12	59	130	.563	39	15	42	0	.441	3	3

*Statistics from Virginia

6 JAMES NUNNALLEE

OF | L/R | So. | 6-1 | 190
 SAN DIEGO, CALIF. / VIRGINIA

QUICK HITS

- Perfect Game Top 100 Sophomores (No. 33)
- D1Baseball Top 150 Outfielders (No. 95)
- Brian O'Connor named Nunnallee and Reed Stallman the most consistent hitters during the pre-season.
- 2025 Third Team All-ACC
- 2025 ACC All-Academic Team

SINGLE GAME CAREER HIGHS

At Bats	5	7x last Hofstra (G2) (2/14/26)
Hits	5	vs. Dartmouth (3/2/25)*
Runs Scored	3	last at Georgia Tech (4/25/25)*
Runs Batted In	4	vs. Dartmouth (3/2/25)*
Doubles	2	at Georgia Tech (4/25/25)*
Triples	--	--
Home Runs	1	2x last Austin Peay (2/24/26)
Walks	4	vs. Old Dominion (4/1/25)*
Stolen Bases	1	11x last Delaware (2/22/26)

*Career highs from Virginia

MISCELLANEOUS STATS

	2026	CAREER
2 Hit Game		5
3 Hit Game		1
4+ Hit Game		2
2 RBI Game		4
3 RBI Game	1	2
4+ RBI Game		1

GAME-BY-GAME HITTING STATS

DATE	OPP	POS	AB	R	H	RBI	2B	3B	HR	BB	K	SB	CS	AVG
2/13	HOFSTRA*	RF	3	0	0	0	0	0	0	0	1	0	1	.000
2/14(G1)	HOFSTRA*	RF	4	1	1	0	1	0	0	1	1	1	0	.143
2/14(G2)	HOFSTRA*	RF	5	1	1	0	1	0	0	1	0	0	0	.167
2/17	TROY*	RF	4	2	1	0	0	0	0	0	1	0	0	.188
2/20	DELAWARE*	RF	3	0	1	0	0	0	0	2	0	0	0	.211
2/22	DELAWARE*	RF	2	2	1	0	1	0	0	2	0	1	0	.238
2/24	AUSTIN PEAY	PH/RF	1	1	1	3	0	0	1	0	0	0	0	.273
2/27	vs. Arizona State	RF	1	1	0	0	0	0	0	1	1	0	0	.261
2/28	vs. Virginia Tech*	RF	4	1	0	1	0	0	0	1	1	0	0	.222
3/1	vs. UCLA	PH	1	0	0	0	0	0	0	0	0	0	1	.214
3/3	at Southern Miss*	LF	4	1	1	0	0	0	0	0	0	0	0	.219
3/5	LIPSCOMB*	RF/LF	4	0	0	0	0	0	0	0	1	0	0	.194
3/6	LIPSCOMB*	LF	4	0	1	0	0	0	0	0	0	0	0	.200
3/7	LIPSCOMB	PH/RF	1	1	1	0	1	0	0	0	0	0	0	.220
3/10	vs. Tulane	LF	0	0	0	0	0	0	0	0	0	0	0	.220
TOTALS			41	11	9	4	4	0	1	7	8	2	1	.220

CAREER HITTING STATS

YEAR	AVG	GP-GS	AB	R	H	2B	3B	HR	RBI	TB	SLG%	BB	HP	SO	GDP	OB%	SF	SH
2025*	.296	48-40	142	38	42	12	0	1	26	57	.401	18	10	13	2	.407	2	2
2026	.220	15-10	41	11	9	4	0	1	4	16	.390	7	3	8	0	.373	0	0
TOTAL	.279	62-50	183	49	51	16	0	2	30	73	.399	25	13	21	2	.399	2	2

*Statistics from Virginia



HITTER PROFILES

7

REED STALLMAN

INF | L/R | GR. | 6-3 | 220
ROBBINS, IOWA / CAMPBELL

QUICK HITS

- Made 32 starts last season (17-LF, 14-RF, 1-1B)
- Two multi-homer games in '25
- Brian O'Connor named Stallman and James Nunnallee the most consistent hitters during the pre-season.
- 2025 First Year SEC Academic Honor Roll

SINGLE GAME CAREER HIGHS

At Bats	5	11x last vs Texas (3/14/25)
Hits	3	5x last at Southern Miss (3/3/26)
Runs Scored	4	Ohio (2/24/24)*
Runs Batted In	5	vs Memphis (4/29/25)
Doubles	2	vs Troy (2/25/25)
Triples	--	--
Home Runs	2	4x last vs. UCLA (3/1/26)
Walks	3	3x last at Hofstra (4/21/2024)*
Stolen Bases	1	9x last vs. Tualne (3/10/26)

*Career highs from Campbell

MISCELLANEOUS STATS

	2026	CAREER
2 Hit Game	2	14
3 Hit Game	2	5
4+ Hit Game	--	--
2 RBI Game	3	14
3 RBI Game	2	11
4+ RBI Game	1	4

GAME-BY-GAME HITTING STATS

DATE	OPP	POS	AB	R	H	RBI	2B	3B	HR	BB	K	SB	CS	AVG
2/13	HOFSTRA*	DH	3	1	2	3	1	0	0	1	0	0	0	.667
2/14(G1)	HOFSTRA*	1B	3	1	1	1	1	0	0	0	1	0	0	.500
2/14(G2)	HOFSTRA*	1B	2	0	0	0	0	0	0	0	1	0	0	.375
2/20	DELAWARE*	1B	4	1	1	0	0	0	0	1	3	0	0	.333
2/21	DELAWARE*	1B	4	1	1	0	0	1	0	0	2	0	0	.313
2/22	DELAWARE	PH/1B	2	0	0	0	0	0	0	0	0	0	0	.278
2/24	AUSTIN PEAY	PH/1B	1	0	1	2	1	0	0	1	0	0	0	.316
2/27	vs. Arizona State	PH/1B	1	0	1	2	1	0	0	1	0	0	0	.350
2/28	vs. Virginia Tech*	1B	4	1	1	1	1	0	0	2	0	0	0	.333
3/1	vs. UCLA*	1B	3	2	3	4	0	0	2	1	0	0	0	.407
3/3	at Southern Miss*	1B	4	0	3	3	0	0	0	1	1	0	0	.452
3/5	LIPSCOMB	1B	0	0	0	0	0	0	0	0	0	0	0	.452
3/6	LIPSCOMB	1B	0	0	0	0	0	0	0	0	0	0	0	.452
3/10	vs. Tulane*	LF/1B	4	1	2	2	0	0	0	1	1	1	0	.457
TOTALS			35	8	16	18	4	0	3	9	9	1	0	.457

CAREER HITTING STATS

YEAR	AVG	GP-GS	AB	R	H	2B	3B	HR	RBI	TB	SLG%	BB	HP	SO	GDP	OB%	SF	SH
2024*	.239	47-47	159	48	38	6	0	15	53	89	.560	47	13	43	0	.441	3	1
2025	.265	41-32	117	22	31	8	0	11	34	72	.615	15	7	42	0	.376	2	0
2026	.457	14-9	35	8	16	4	0	3	18	29	.829	9	2	9	1	.587	0	0
TOTAL	.273	105-88	311	78	85	18	0	29	105	190	.611	71	22	94	1	.435	5	1

*Statistics from Campbell

HITTER PROFILES

9 RYDER WOODSON

INF | R/R | SO. | 6-3 | 190
NAPELS, FLA. / NC STATE
QUICK HITS

- Hit three homers in 2025 Auburn Regional, including a grand slam.
- Father, Kerry, pitched in the Major Leagues for the Seattle Mariners in 1992 and finished his pro career with playing in Taiwan in 1999.
- High school teammate of MSU third baseman Nick Frontino at St. John Neumann

SINGLE GAME CAREER HIGHS

At Bats	5	8x last vs. Tulane (3/10/26)
Hits	4	vs. UCLA (3/1/26)
Runs Scored	3	vs. Stetson (6/1/25)*
Runs Batted In	5	vs. Stetson (6/1/25)*
Doubles	3	vs. UCLA (3/1/26)
Triples	--	--
Home Runs	2	vs. Stetson (6/1/25)*
Walks	1	7x last Lipscomb (3/7/26)
Stolen Bases	1	Delaware (2/22/26)

**Career highs from NC State*
MISCELLANEOUS STATS

	2026	CAREER
2 Hit Game	3	4
3 Hit Game	1	2
4+ Hit Game	1	1
2 RBI Game	2	2
3 RBI Game		1
4+ RBI Game		1

GAME-BY-GAME HITTING STATS

DATE	OPP	POS	AB	R	H	RBI	2B	3B	HR	BB	K	SB	CS	AVG
2/13	HOFSTRA*	SS	3	1	0	0	0	0	0	1	1	0	0	.000
2/14(G1)	HOFSTRA*	SS	3	0	0	1	0	0	0	0	1	0	0	.000
2/14(G2)	HOFSTRA*	SS	3	0	1	0	1	0	0	1	1	0	0	.111
2/17	TROY*	SS	5	1	1	1	1	0	0	0	0	0	0	.143
2/20	DELAWARE*	SS	5	1	2	2	1	0	0	0	0	0	0	.211
2/21	DELAWARE*	SS	4	0	2	1	1	0	0	0	0	0	0	.261
2/22	DELAWARE*	SS	3	0	0	0	0	0	0	1	2	1	0	.231
2/24	AUSTIN PEAY*	SS	3	1	1	1	0	0	0	0	1	0	0	.241
2/27	vs. Arizona State*	SS	3	1	0	0	0	0	0	1	2	0	0	.219
2/28	vs. Virginia Tech*	SS	5	2	3	0	0	0	0	0	1	0	0	.270
3/1	vs. UCLA*	SS	5	1	4	1	3	0	0	0	1	0	0	.333
3/3	at Southern Miss*	SS	5	0	1	1	0	0	0	0	2	0	0	.319
3/5	LIPSCOMB*	SS	4	1	2	1	0	0	1	0	1	0	0	.333
3/6	LIPSCOMB*	SS	4	1	1	0	1	0	0	1	0	0	0	.327
3/7	LIPSCOMB*	SS	2	1	1	2	0	0	0	1	0	0	0	.333
3/10	vs. Tulane*	SS	5	0	0	0	0	0	0	0	2	0	0	.306
TOTALS			62	11	19	11	8	0	1	6	15	1	0	.306

CAREER HITTING STATS

YEAR	AVG	GP-GS	AB	R	H	2B	3B	HR	RBI	TB	SLG%	BB	HP	SO	GDP	OB%	SF	SH
2025	.333	23-5	30	11	10	3	0	3	12	22	.733	2	2	8	0	.412	0	0
2026	.306	16-16	62	11	19	8	0	1	11	30	.484	6	0	15	1	.362	1	0
TOTAL	.315	39-23	92	22	29	11	0	4	23	52	.565	8	2	23	1	.362	1	0

**Statistics from NC State*



HITTER PROFILES

10 DREW WYERS

INF | R/R | SR. | 6-2 | 200
COLUMBUS, N.J. / BRYANT

QUICK HITS

- 2025 Len Harlow America East Player of the Year
- 2025 Brooks Wallace Award Semifinalist
- 2025 First Team All-America East
- 2025 Second Team ABCA All-Region (Northeast)
- 2025 All-ECAC
- 2024 Second Team All-MAAC

SINGLE GAME CAREER HIGHS

At Bats	6	at UAlbany (5/12/24)^
Hits	4	4x last Alcorn State (2/18/26)
Runs Scored	4	2x last Alcorn State (2/18/26)
Runs Batted In	6	vs. Rider (5/17/24)^
Doubles	2	4x last at UAlbany (5/11/24)^
Triples	1	2x last vs Iona (4/13/24)^
Home Runs	2	Lipscomb (3/5/26)
Walks	4	Lipscomb (3/6/26)
Stolen Bases	2	2x last vs. UAlbany (5/22/25)%

^Career highs from Manhattan

%Career highs from Bryant

MISCELLANEOUS STATS

	2026	CAREER
2 Hit Game	1	32
3 Hit Game	1	7
4+ Hit Game	1	4
2 RBI Game	2	18
3 RBI Game		10
4+ RBI Game		3

GAME-BY-GAME HITTING STATS

DATE	OPP	POS	AB	R	H	RBI	2B	3B	HR	BB	K	SB	CS	AVG
2/18	ALCORN STATE*	SS/3B	4	4	4	1	1	0	0	1	0	0	0	1.000
2/21	DELAWARE	PH/2B	1	0	0	0	0	0	0	0	0	0	0	.800
2/22	DELAWARE*	2B	3	0	1	0	0	0	0	0	0	0	0	.625
2/24	AUSTIN PEAY*	2B	3	0	0	0	0	0	0	0	1	0	0	.455
2/27	vs. Arizona State*	2B	2	0	0	0	0	0	0	0	1	0	0	.385
2/28	vs. Virginia Tech	PH/SS	1	0	1	1	0	0	0	0	0	0	0	.429
3/5	LIPSCOMB*	2B/1B	5	2	2	2	0	0	2	0	1	0	0	.421
3/6	LIPSCOMB*	2B	1	1	0	0	0	0	0	4	0	1	0	.400
3/7	LIPSCOMB*	DH	3	3	3	2	0	0	0	0	0	0	0	.478
3/10	vs. Tulane*	2B	3	2	1	1	0	0	0	1	1	0	0	.462
TOTALS			26	12	12	7	1	0	2	6	4	1	0	.462

CAREER HITTING STATS

YEAR	AVG	GP-GS	AB	R	H	2B	3B	HR	RBI	TB	SLG%	BB	HP	SO	GDP	OB%	SF	SH
2023*	.260	37-28	96	25	25	5	0	2	16	36	.375	18	9	26	1	.416	2	1
2024^	.286	52-52	189	42	54	14	2	8	46	96	.417	31	18	39	4	.417	9	0
2025%	.407	45-43	145	42	59	11	0	11	50	103	.710	26	16	17	5	.521	7	0
2026	.462	10-8	26	12	12	1	0	2	7	19	.731	6	0	4	0	.545	1	0
TOTAL	.329	144-131	456	121	150	31	2	23	119	254	.557	81	43	86	10	.457	19	1

**Statistics from Stetson*

^Statistics from Manhattan

%Statistics from Bryant

12 CHONE JAMES

INF/UTL | R/R | SO. | 6-0 | 185
 MYRTLE BEACH, S.C. / VIRGINIA

QUICK HITS

- 2025 ACC All-Academic Team
 - Father, Willie, played baseball for Purdue then went on to play professionally in the Braves organization from 2002-2006, reaching Double-A Mississippi

SINGLE GAME CAREER HIGHS

At Bats	5	3x last vs. Stanford (3/28/25)*
Hits	3	2x last vs. Stanford (3/28/25)*
Runs Scored	3	vs. James Madison (4/23/25)*
Runs Batted In	3	vs. Dartmouth (3/1/25)*
Doubles	1	5x last vs. Navy (4/30/25)*
Triples	1	vs. James Madison (4/23/25)*
Home Runs	1	Troy (2/17/26)
Walks	2	2x last Lipscomb (3/7/26)
Stolen Bases	1	6x last vs. Tulane (3/10/26)

**Career highs from Virginia*

MISCELLANEOUS STATS

	2026	CAREER
2 Hit Game	3	9
3 Hit Game		2
4+ Hit Game		--
2 RBI Game	3	5
3 RBI Game		1
4+ RBI Game		--

GAME-BY-GAME HITTING STATS

DATE	OPP	POS	AB	R	H	RBI	2B	3B	HR	BB	K	SB	CS	AVG
2/14(G2)	HOFSTRA*	C	3	1	1	1	0	0	0	1	0	0	0	.333
2/17	TROY*	C	4	2	2	2	0	0	1	0	1	1	0	.429
2/18	ALCORN STATE	PH/2B	3	1	1	1	0	0	0	0	0	0	0	.400
2/22	DELAWARE*	C	4	2	2	0	1	0	0	0	1	0	0	.429
2/24	AUSTIN PEAY	C	2	2	2	0	0	0	0	0	0	0	0	.500
2/27	vs. Arizona State*	C	4	1	1	2	0	0	0	0	1	1	0	.450
2/28	vs. Virginia Tech	C	0	0	0	1	0	0	0	0	0	0	0	.450
3/1	vs. UCLA	C	0	0	0	0	0	0	0	0	0	0	0	.450
3/5	LIPSCOMB*	C	3	1	0	0	0	0	0	0	0	0	0	.391
3/7	LIPSCOMB*	C/2B	3	1	1	2	0	0	0	2	0	0	0	.385
3/10	vs. Tulane	PR/C	1	1	1	1	0	0	0	0	0	1	0	.407
TOTALS			27	12	11	11	1	0	1	3	3	2	0	.407

CAREER HITTING STATS

YEAR	AVG	GP-GS	AB	R	H	2B	3B	HR	RBI	TB	SLG%	BB	HP	SO	GDP	OB%	SF	SH
2025*	.373	26-15	67	16	25	5	1	0	11	32	.478	9	1	16	2	.455	0	0
2026	.407	11-7	27	12	11	1	0	1	11	15	.556	3	1	3	0	.484	0	1
TOTAL	.383	37-22	94	28	36	6	1	1	22	47	.500	12	2	19	2	.463	0	1

**Statistics from Virginia*



HITTER PROFILES

14 VYTAS VALINCIUS

OF | R/R | GR. | 6-4 | 230
LOCKPORT, ILL. / ILLINOIS

QUICK HITS

- 2025 All-Big Ten Second Team
- Younger brother, Tomas, is a sophomore pitcher for MSU
- Nickname is "Vito"

SINGLE GAME CAREER HIGHS

At Bats	5	15x last at Ohio State (5/16/25)*
Hits	4	vs. UCLA (5/9/25)*
Runs Scored	4	Alcorn State (2/18/26)
Runs Batted In	7	vs. Indiana (4/13/25)*
Doubles	3	vs. Indiana (4/13/25)*
Triples	1	vs. Ohio State (5/3/24)*
Home Runs	2	vs. Western Illinois (4/23/24)*
Walks	3	2x last Alcorn State (2/18/26)
Stolen Bases	3	at Bradley (4/29/25)*

*Career highs from Illinois

MISCELLANEOUS STATS

	2026	CAREER
2 Hit Game	2	24
3 Hit Game	1	12
4+ Hit Game		1
2 RBI Game	1	16
3 RBI Game		8
4+ RBI Game	1	6

GAME-BY-GAME HITTING STATS

DATE	OPP	POS	AB	R	H	RBI	2B	3B	HR	BB	K	SB	CS	AVG
2/17	TROY*	LF	3	2	3	4	1	0	0	1	0	0	0	1.000
2/18	ALCORN STATE*	LF/RF	1	4	1	2	0	0	0	3	0	0	0	1.000
2/20	DELAWARE*	DH	4	0	1	1	0	0	0	1	2	0	0	.625
2/22	DELAWARE*	LF	3	0	1	0	0	0	0	0	1	0	0	.545
2/24	AUSTIN PEAY*	LF	2	2	1	0	0	0	0	0	1	0	0	.538
2/27	vs. Arizona State*	LF	2	0	0	0	0	0	0	0	2	0	0	.467
2/28	vs. Virginia Tech	LF	0	0	0	0	0	0	0	0	0	0	0	.467
3/5	LIPSCOMB*	LF	3	0	1	1	0	0	0	1	0	0	0	.444
3/7	LIPSCOMB*	RF	3	2	2	1	0	0	0	1	0	1	0	.476
3/10	vs. Tulane*	RF	4	1	2	0	0	0	0	0	2	0	0	.480
TOTALS			25	11	12	9	1	0	0	7	8	1	0	.480

CAREER HITTING STATS

YEAR	AVG	GP-GS	AB	R	H	2B	3B	HR	RBI	TB	SLG%	BB	HP	SO	GDP	OB%	SF	SH
2022*	.167	0-5	6	1	1	0	0	0	1	1	.167	0	0	3	1	.167	0	0
2024*	.267	54-54	195	43	52	10	1	12	50	100	.513	37	6	51	7	.396	2	0
2025*	.348	53-53	204	42	71	14	0	7	58	106	.520	33	1	28	5	.434	4	0
2026	.480	10-9	25	11	12	1	0	0	9	13	.520	7	1	8	1	.588	1	0
TOTAL	.316	122-116	430	97	136	25	1	19	118	220	.512	77	8	90	14	.423	7	0

*Statistics from South Carolina

*Statistics from Illinois

19 ANDREW RAYMOND

C | L/R | SO. | 6-1 | 205
MIDDLETOWN, MD. / GEORGE MASON

QUICK HITS

-2025 All-Atlantic 10 Rookie Team
- Father, Bill, played baseball at the University of Pittsburgh-Johnstown

SINGLE GAME CAREER HIGHS

At Bats	5	5x last Lipscomb (3/6/26)
Hits	4	vs. Dayton (3/14/25)*
Runs Scored	3	4x last at Mount St. Mary's (4/22/25)*
Runs Batted In	4	vs. Saint Peter's (2/21/25)*
Doubles	1	12x last Lipscomb (3/6/26)
Triples	--	--
Home Runs	2	vs. Saint Peter's (2/21/25)*
Walks	3	2s last vs. Virginia Tech (2/28/26)
Stolen Bases	--	--

*Career highs from George Mason

MISCELLANEOUS STATS

	2026	CAREER
2 Hit Game	4	10
3 Hit Game		4
4+ Hit Game		1
2 RBI Game	1	8
3 RBI Game		--
4+ RBI Game		1

GAME-BY-GAME HITTING STATS

DATE	OPP	POS	AB	R	H	RBI	2B	3B	HR	BB	K	SB	CS	AVG
2/17	TROY	PH	1	0	0	0	0	0	0	0	0	0	0	.000
2/18	ALCORN STATE*	C	4	0	2	2	1	0	0	0	0	0	0	.400
2/20	DELAWARE*	C	4	1	2	1	1	0	0	1	0	0	0	.444
2/21	DELAWARE*	C	2	1	1	0	0	0	0	2	0	0	0	.455
2/24	AUSTIN PEAY	PH/C	2	0	0	0	0	0	0	0	1	0	0	.385
2/28	vs. Virginia Tech*	C	2	2	0	0	0	0	0	3	1	0	0	.333
3/1	vs. UCLA*	C	4	0	2	0	0	0	0	0	1	0	0	.368
3/3	at Southern Miss*	C	4	0	1	0	0	0	0	0	1	0	0	.348
3/6	LIPSCOMB*	C	5	0	2	1	1	0	0	0	2	0	0	.357
3/10	vs. Tulane*	C	3	0	1	0	0	0	0	0	2	0	0	.355
TOTALS			31	4	11	4	3	0	0	6	8	0	0	.355

CAREER HITTING STATS

YEAR	AVG	GP-GS	AB	R	H	2B	3B	HR	RBI	TB	SLG%	BB	HP	SO	GDP	OB%	SF	SH
2025*	.287	51-50	174	36	50	10	0	5	33	75	.431	30	3	26	1	.393	4	4
2026	.355	10-8	31	4	11	3	0	0	4	14	.452	6	1	8	0	.474	0	0
TOTAL	.298	61-58	205	40	61	13	0	5	37	89	.434	36	4	34	1	.406	4	4

*Statistics from George Mason



HITTER PROFILES

21 KEVIN MILEWSKI

C | R/R | JR. | 6-5 | 235
WALLINGFORD, CONN. / SETON HALL

QUICK HITS

- D1 Baseball Top 50 Catchers (No. 29)
- 2025 All-Big East Second Team
- Big East Player of the Week (3/17/25)
- Big East Weekly Honor Roll (5/12/25)
- 2025 CSC Academic All-District Team

SINGLE GAME CAREER HIGHS

At Bats	5	11x last at Villanova (5/17/25)*
Hits	4	3x last at Xavier (5/2/25)*
Runs Scored	3	4x last at Xavier (5/2/25)*
Runs Batted In	5	at Xavier (5/2/25)*
Doubles	1	8x last at St. Johns (NY) (4/6/25)*
Triples	1	vs. Wagner (2/25/25)*
Home Runs	2	2x last at Xavier (5/2/25)*
Walks	5	vs. Butler (4/25/25)*
Stolen Bases	1	vs. Marist (3/28/25)*

*Career highs from Seton Hall

MISCELLANEOUS STATS

	2026	CAREER
2 Hit Game		7
3 Hit Game		1
4+ Hit Game		3
2 RBI Game		8
3 RBI Game		4
4+ RBI Game		4

GAME-BY-GAME HITTING STATS

DATE	OPP	POS	AB	R	H	RBI	2B	3B	HR	BB	K	SB	CS	AVG
2/13	HOFSTRA*	C	4	0	0	0	0	0	0	0	2	0	0	.000
2/14(G1)	HOFSTRA*	C	3	0	0	0	0	0	0	1	2	0	0	.000
2/21	DELAWARE	C	0	0	0	0	0	0	0	0	0	0	0	.000
3/7	LIPSCOMB	PH/C	2	1	1	1	0	0	1	1	0	0	0	.111
TOTALS			9	1	1	1	0	0	1	2	4	0	0	.111

CAREER HITTING STATS

YEAR	AVG	GP-GS	AB	R	H	2B	3B	HR	RBI	TB	SLG%	BB	HP	SO	GDP	OB%	SF	SH
2024*	.129	18-9	31	6	4	1	0	1	2	8	.258	11	3	15	0	.400	0	0
2025*	.303	52-52	188	41	57	7	1	16	58	114	.606	36	5	46	3	.421	4	0
2026	.111	4-3	9	1	1	0	0	1	1	4	.444	2	0	4	0	.273	0	0
TOTAL	.272	74-64	228	48	62	8	1	18	61	126	.553	49	8	61	3	.412	4	0

*Statistics from Seton Hall



HITTER PROFILES

22 NICK FRONTINO

INF | R/R | FR. | 6-3 | 205
BONITA SPRINGS, FLA. / ST. JOHN NEUMANN HS

QUICK HITS

- Was a teammate of MSU shortstop Ryder Woodson at St. John Neumann
- Older brother, Sam, played baseball at the University of Pittsburgh (2020) and Elon (2022) and professionally for two seasons in Frontier League

SINGLE GAME CAREER HIGHS

At Bats	_____
Hits	_____
Runs Scored	_____
Runs Batted In	_____
Doubles	_____
Triples	_____
Home Runs	_____
Walks	_____
Stolen Bases	_____

MISCELLANEOUS STATS

	2026	CAREER
2 Hit Game	_____	_____
3 Hit Game	_____	_____
4+ Hit Game	_____	_____
2 RBI Game	_____	_____
3 RBI Game	_____	_____
4+ RBI Game	_____	_____

GAME-BY-GAME HITTING STATS

DATE	OPP	POS	AB	R	H	RBI	2B	3B	HR	BB	K	SB	CS	AVG
------	-----	-----	----	---	---	-----	----	----	----	----	---	----	----	-----

TOTALS

CAREER HITTING STATS

YEAR	AVG	GP-GS	AB	R	H	2B	3B	HR	RBI	TB	SLG%	BB	HP	SO	GDP	OB%	SF	SH
2026	.000	0-0	0	0	0	0	0	0	0	0	.000	0	0	0	0	.000	0	0
TOTAL	.000	0-0	0	0	0	0	0	0	0	0	.000	0	0	0	0	.000	0	0



HITTER PROFILES

23 JACKSON OWEN

C | R/R | GR. | 5-10 | 199
STARKVILLE, MISS. / NE MISSISSIPPI CC

QUICK HITS

- 2024 First-Year SEC Academic Honor Roll
- 2025 Spring SEC Academic Honor Roll

SINGLE GAME CAREER HIGHS

At Bats	1	8x last Lipscomb (3/7/26)
Hits	--	--
Runs Scored	1	2x last Lipscomb (3/7/26)
Runs Batted In	--	--
Doubles	--	--
Triples	--	--
Home Runs	--	--
Walks	2	Alcorn State (2/18/26)
Stolen Bases	--	--

MISCELLANEOUS STATS

	2025	CAREER
2 Hit Game	--	--
3 Hit Game	--	--
4+ Hit Game	--	--
2 RBI Game	--	--
3 RBI Game	--	--
4+ RBI Game	--	--

GAME-BY-GAME HITTING STATS

DATE	OPP	POS	AB	R	H	RBI	2B	3B	HR	BB	K	SB	CS	AVG
2/18	ALCORN STATE*	PH/1B	1	1	0	0	0	0	0	2	0	1	1	.000
2/24	AUSTIN PEAY	PH/DH	1	0	0	0	0	0	0	0	1	0	0	.000
3/7	LIPSCOMB	PH/1B	1	1	0	0	0	0	0	1	1	0	0	.000
TOTALS			3	2	0	0	0	0	0	3	2	1	1	.000

CAREER HITTING STATS

YEAR	AVG	GP-GS	AB	R	H	2B	3B	HR	RBI	TB	SLG%	BB	HP	SO	GDP	OB%	SF	SH
2024											-- DNP --							
2025	.000	6-1	5	0	0	0	0	0	0	0	.000	1	0	3	0	.167	0	0
2026	.000	3-0	3	2	0	0	0	0	0	0	.000	3	0	2	0	.500	0	0
TOTAL	.000	9-1	8	2	0	0	0	0	0	0	.000	4	0	5	0	.333	0	0

27 PETER MERSHON

UTL | R/R | FR. | 6-2 | 205
TAYLORS, S.C. / EASTSIDE HS

QUICK HITS

- Perfect Game Top 100 Freshmen (No. 95)
- Father, Brian, played baseball at Illinois and spent the 1987 season in the Cincinnati Reds organization.
- His brother, David, played baseball for Mississippi State for two years before getting drafted by the Los Angeles Angels in 2024
- His brother Nicholas played at Furman, while his brother Joseph played at College of Charleston and finished his fifth year at Ohio State
- No. 1 prep prospect in South Carolina and the No. 6 catcher nationally according to Perfect Game

SINGLE GAME CAREER HIGHS

At Bats	3	Alcorn State (2/18/26)
Hits	2	Alcorn State (2/18/26)
Runs Scored	1	Delware (2/21/26)
Runs Batted In	4	Alcorn State (2/18/26)
Doubles		
Triples		
Home Runs		
Walks	1	Alcorn State (2/18/26)
Stolen Bases	1	vs. Tulane (3/10/26)

MISCELLANEOUS STATS

	2026	CAREER
2 Hit Game	1	1
3 Hit Game		
4+ Hit Game		
2 RBI Game		
3 RBI Game		
4+ RBI Game	1	1

GAME-BY-GAME HITTING STATS

DATE	OPP	POS	AB	R	H	RBI	2B	3B	HR	BB	K	SB	CS	AVG
2/18	ALCORN STATE*	DH	3	0	2	4	0	0	0	1	1	0	0	.667
2/21	DELAWARE	PH	1	1	0	0	0	0	0	0	0	0	0	.500
2/24	AUSTIN PEAY	PH/LF	1	0	0	0	0	0	0	0	0	0	0	.400
2/28	vs. Virginia Tech	PH/LF	1	0	0	0	0	0	0	0	0	0	0	.333
3/7	LIPSCOMB	PH/DH	2	0	0	1	0	0	0	0	1	0	0	.250
3/10	vs. Tulane	PR	0	1	0	0	0	0	0	0	0	1	0	.250
TOTALS			8	2	2	5	0	0	0	1	2	1	0	.250

CAREER HITTING STATS

YEAR	AVG	GP-GS	AB	R	H	2B	3B	HR	RBI	TB	SLG%	BB	HP	SO	GDP	OB%	SF	SH
2026	.250	6-1	8	2	2	0	0	0	5	2	.250	1	0	2	1	.273	2	0
TOTAL	.250	6-1	8	2	2	0	0	0	5	2	.250	1	0	2	1	.273	2	0



HITTER PROFILES

31 CHARLIE WORTHAM

UTL | R/R | FR. | 6-1 | 205
ST. PETERS, MO. / DE SMET JESUIT HS

QUICK HITS

- Rated the top catching prospect in Missouri and the No. 4 overall player in the state according to Perfect Game

SINGLE GAME CAREER HIGHS

At Bats	
Hits	
Runs Scored	
Runs Batted In	
Doubles	
Triples	
Home Runs	
Walks	
Stolen Bases	

MISCELLANEOUS STATS

	2026	CAREER
2 Hit Game		
3 Hit Game		
4+ Hit Game		
2 RBI Game		
3 RBI Game		
4+ RBI Game		

GAME-BY-GAME HITTING STATS

DATE	OPP	POS	AB	R	H	RBI	2B	3B	HR	BB	K	SB	CS	AVG
------	-----	-----	----	---	---	-----	----	----	----	----	---	----	----	-----

TOTALS

CAREER HITTING STATS

YEAR	AVG	GP-GS	AB	R	H	2B	3B	HR	RBI	TB	SLG%	BB	HP	SO	GDP	OB%	SF	SH
2026	.000	0-0	0	0	0	0	0	0	0	0	.000	0	0	0	0	.000	0	0
TOTAL	.000	0-0	0	0	0	0	0	0	0	0	.000	0	0	0	0	.000	0	0



33 BLAKE BEVIS

1B/OF | R/R | SR. | 6-4 | 230
BRENTWOOD, TENN. / BALL STATE

QUICK HITS

- D1 Baseball Top 50 First Basemen (No. 42)
- 2025 First Team All-MAC
- 2025 Academic All-MAC
- 2025 CSC Academic All-District
- D1 Baseball's No. 2 MAC Preseason Prospect in the 2025 MLB Draft
- 2024 Second Team All-MAC
- 2024 MAC Co-Player of the Week (May 20)
- Father, Bob, pitched at Western Michigan from 1983-87 and was drafted by the Toronto Blue Jays in 1987
- Pitched in 16 games as a reliever for Ball State from 2023-25 with a perfect 1-0 record.

SINGLE GAME CAREER HIGHS

At Bats	7	2x last at Eastern Michigan (4/4/25)*
Hits	4	2x last at Eastern Michigan (4/4/25)*
Runs Scored	4	2x last Lipscomb (3/7/26)
Runs Batted In	6	Alcorn State (2/18/26)
Doubles	3	vs. Indiana (4/24/24)*
Triples	1	4x last vs. Purdue Fort Wayne (3/11/25)*
Home Runs	2	4x last vs. Miami (OH) (5/16/25)*
Walks	2	4x last Troy (2/17/26)
Stolen Bases	1	5x last Troy (2/17/26)

*Statistics from Ball State

MISCELLANEOUS STATS

	2026	CAREER
2 Hit Game	3	40
3 Hit Game		14
4+ Hit Game		2
2 RBI Game		25
3 RBI Game		11
4+ RBI Game	1	5

GAME-BY-GAME HITTING STATS

DATE	OPP	POS	AB	R	H	RBI	2B	3B	HR	BB	K	SB	CS	AVG
2/13	HOFSTRA**	1B	2	0	0	0	0	0	0	2	1	0	0	.000
2/14(62)	HOFSTRA	1B	2	0	0	0	0	0	0	0	1	0	0	.000
2/17	TROY*	1B	3	1	2	0	0	0	0	2	1	1	0	.286
2/18	ALCORN STATE*	1B/LF	3	3	2	6	0	0	1	1	0	0	0	.400
2/21	DELAWARE	PH	1	1	1	2	0	0	1	0	0	0	0	.455
2/22	DELAWARE*	1B	2	1	0	0	0	0	0	0	0	0	0	.385
2/24	AUSTIN PEAY*	1B	1	2	1	0	1	0	0	1	0	0	0	.429
2/27	vs. Arizona State*	1B	2	1	1	0	0	0	0	1	0	0	0	.438
3/5	LIPSCOMB*	1B	2	0	0	0	0	0	0	1	0	0	0	.389
3/7	LIPSCOMB*	LF	3	4	2	1	0	0	0	1	0	0	0	.429
TOTALS			21	13	9	9	1	0	2	7	5	1	0	.429

CAREER HITTING STATS

YEAR	AVG	GP-GS	AB	R	H	2B	3B	HR	RBI	TB	SLG%	BB	HP	SO	GDP	OB%	SF	SH
2023*	.273	59-50	194	34	53	14	2	11	39	104	.536	6	12	47	1	.333	1	1
2024*	.310	59-59	229	48	71	16	0	12	55	123	.537	15	10	61	2	.372	4	0
2025*	.301	57-57	226	49	68	13	2	18	52	139	.615	18	7	52	4	.369	1	0
2026	.429	10-8	21	13	9	1	0	2	9	16	.762	7	1	5	0	.567	1	0
TOTAL	.300	185-174	670	144	201	44	4	43	155	382	.570	46	30	165	7	.368	7	1

*Statistics from Ball State



HITTER PROFILES

34 GEHRIG FREI

INF/OF | S/R | GR. | 6-1 | 210
ALPHARETTA, GA. / NORTH ALABAMA

QUICK HITS

- 2026 D1Baseball Top 50 Second Basemen (No. 48)
- 2025 First Year SEC Academic Honor Roll
- 2024 CSC Academic All-District
- 2024 Third Team All-ASUN (3B)
- 2023 ASUN All-Freshman Team

SINGLE GAME CAREER HIGHS

At Bats	6	5x last at Auburn (4/26/25)
Hits	5	2x last at Bellarmine (4/14/2024)*
Runs Scored	4	2x last vs. Samford (5/1/2024)*
Runs Batted In	6	2x last vs. Samford (5/1/2024)*
Doubles	2	3x last at Auburn (4/26/25)
Triples	1	2x last Lipscomb (3/6/26)
Home Runs	2	2x last vs. Florida (4/20/25)
Walks	3	at Bellarmine (4/13/2024)*
Stolen Bases	2	Hofstra (2/13/26)

*Career highs from North Alabama

MISCELLANEOUS STATS

	2026	CAREER
2 Hit Game	5	43
3 Hit Game		14
4+ Hit Game		1
2 RBI Game	2	10
3 RBI Game		6
4+ RBI Game		5

GAME-BY-GAME HITTING STATS

DATE	OPP	POS	AB	R	H	RBI	2B	3B	HR	BB	K	SB	CS	AVG
2/13	HOFSTRA*	2B	2	0	0	0	0	0	0	2	0	2	0	.000
2/14(G1)	HOFSTRA	PH/2B	1	0	1	1	0	0	0	0	0	0	0	.333
2/14(G2)	HOFSTRA*	2B	4	0	1	0	0	0	0	1	0	0	0	.286
2/17	TROY*	2B	5	0	1	1	0	1	0	0	2	0	0	.250
2/20	DELAWARE*	2B	5	1	2	1	1	0	0	0	0	1	0	.294
2/21	DELAWARE*	2B	2	1	2	0	1	0	0	1	0	0	0	.368
2/22	DELAWARE	PH/2B	2	0	1	1	0	0	0	0	0	0	0	.381
2/24	AUSTIN PEAY	PH/2B	2	1	1	0	0	0	0	0	0	0	0	.391
2/27	vs. Arizona State	PH/2B	2	1	1	3	0	0	1	1	0	0	0	.400
2/28	vs. Virginia Tech*	2B	5	2	2	0	1	0	0	1	1	0	0	.400
3/1	vs. UCLA*	2B	5	1	1	0	1	0	0	0	1	0	0	.371
3/3	at Southern Miss*	2B	5	1	1	0	0	0	0	0	2	1	0	.350
3/5	LIPSCOMB	PH/2B	2	1	1	1	0	0	0	0	0	0	0	.357
3/6	LIPSCOMB*	DH	5	0	2	1	0	1	0	0	2	0	0	.362
3/7	LIPSCOMB*	2B/3B	4	3	1	2	0	0	1	1	1	0	0	.353
3/10	vs. Tulane*	DH	5	1	2	2	1	0	0	0	2	0	0	.357
TOTALS			56	13	20	13	5	2	2	6	12	3	1	.357

CAREER HITTING STATS

YEAR	AVG	GP-GS	AB	R	H	2B	3B	HR	RBI	TB	SLG%	BB	HP	SO	GDP	OB%	SF	SH
2023*	.293	51-51	198	32	58	13	0	7	31	92	.465	22	4	40	3	.373	1	2
2024*	.320	54-54	206	51	66	12	0	15	49	123	.597	25	11	26	7	.420	1	0
2025	.345	50-33	145	33	50	11	0	8	17	85	.586	25	7	21	4	.404	1	0
2026	.357	16-11	56	13	20	5	2	2	13	35	.625	6	0	12	2	.419	0	0
TOTAL	.321	171-149	605	129	194	41	2	32	110	335	.554	61	22	99	16	.401	3	2

*Statistics from North Alabama

38 BRYCE CHANCE

OF | R/R | GR. | 5-10 | 180
RIDGELAND, MISS. / MADISON-RIDGELAND ACADEMY

QUICK HITS

- 2026 Perfect Game Top 100 Seniors (No. 93)
- 2026 D1Baseball Top 150 Outfielders (No. 94)
- 2025 Tallahassee All-Regional Team
- 2025 Spring SEC Academic Honor Roll
- 2024 SEC Spring Academic Honor Roll
- 2024 Charlottesville All-Regional Team (OF)
- 2023 SEC Spring Academic Honor Roll
- SEC Freshman of the Week (Feb. 20)
- Hardest player to strike out in the SEC in 2024
- 1.000 career fielding percentage
- Began career as a walk-on
- Only Bulldog to play for MSU prior to the 2025 season
- Nickname is "Beans"

SINGLE GAME CAREER HIGHS

At Bats	6	2x last at Missouri (5/15/25)
Hits	4	vs. Northeastern (5/30/25)
Runs Scored	4	vs Southern Miss (3/5/25)
Runs Batted In	4	2x last vs LSU (3/16/24)
Doubles	2	vs South Carolina (4/6/25)
Triples	1	2x last vs Ole Miss (5/9/25)
Home Runs	1	12x last at Missouri (5/16/25)
Walks	3	vs. Austin Peay (2/21/24)
Stolen Bases	3	Alcorn State (2/18/26)

MISCELLANEOUS STATS

	2026	CAREER
2 Hit Game	5	41
3 Hit Game	1	9
4+ Hit Game		1
2 RBI Game	1	18
3 RBI Game		8
4+ RBI Game		2

CHANCE'S GAME-BY-GAME HITTING STATS

DATE	OPP	POS	AB	R	H	RBI	2B	3B	HR	BB	K	SB	CS	AVG
2/13	HOFSTRA*	LF	4	0	0	0	0	0	0	0	0	0	0	.000
2/14(G1)	HOFSTRA*	LF	3	1	2	1	0	0	0	1	0	1	0	.286
2/14(G2)	HOFSTRA*	LF	3	1	1	1	0	0	0	0	0	1	0	.300
2/17	TROY	LF	1	0	0	0	0	0	0	0	1	0	0	.273
2/18	ALCORN STATE*	RF/CF	2	2	0	0	0	0	0	1	0	3	0	.231
2/20	DELAWARE*	LF	3	2	3	1	1	0	0	0	0	0	0	.375
2/21	DELAWARE*	LF	4	1	2	0	0	0	0	0	0	0	0	.400
2/22	DELAWARE*	CF	2	2	1	1	0	0	0	1	0	0	0	.409
2/24	AUSTIN PEAY*	RF/LF	3	1	2	2	1	0	0	0	0	0	0	.440
2/27	vs. Arizona State*	RF/LF	3	1	1	1	0	0	0	0	0	0	0	.429
2/28	vs. Virginia Tech*	LF	3	2	2	2	1	0	0	0	0	0	0	.452
3/1	vs. UCLA*	LF	3	0	1	0	0	0	0	1	1	0	1	.441
3/3	at Southern Miss*	CF	2	1	0	0	0	0	0	1	0	0	0	.417
3/5	LIPSCOMB*	CF	4	0	2	1	1	0	0	0	0	1	0	.425
3/6	LIPSCOMB*	CF	1	2	0	0	0	0	0	2	0	1	0	.415
3/7	LIPSCOMB*	CF	1	2	1	0	0	0	0	1	0	0	0	.429
3/10	vs. Tulane*	CF	3	1	1	0	1	0	0	0	1	0	0	.422
TOTALS			45	19	19	10	5	0	0	8	3	7	1	.422

CAREER HITTING STATS

YEAR	AVG	GP-GS	AB	R	H	2B	3B	HR	RBI	TB	SLG%	BB	HP	SO	GDP	OB%	SF	SH
2023	.330	36-27	100	24	33	4	0	2	22	43	.430	20	2	15	3	.444	2	1
2024	.286	61-57	217	36	62	11	1	6	36	93	.429	26	6	18	5	.370	5	0
2025	.332	58-56	208	49	69	14	1	4	43	97	.466	23	3	39	3	.399	4	4
2026	.422	17-16	45	19	19	5	0	0	10	24	.533	8	4	3	1	.534	1	3
TOTAL	.321	172-156	570	128	183	34	2	12	111	257	.451	77	15	75	12	.408	12	8



HITTER PROFILES

49 GATLIN SANDERS

INF | L/R | SR. | 5-11 | 175
MADISON, MISS. / JONES CC

QUICK HITS

- 2025 First Year SEC Academic Honor Roll
- Grandfather Russ Gatlin played baseball for Mississippi State

SINGLE GAME CAREER HIGHS

At Bats	5	3x last at Auburn (4/26/25)
Hits	2	11x last at Missouri (5/16/25)
Runs Scored	2	4x last Lipscomb (3/7/26)
Runs Batted In	3	vs. Northeastern (5/30/25)
Doubles	1	5x last vs. Northeastern (5/30/25)
Triples	--	--
Home Runs	--	--
Walks	2	3x last Alcorn State (2/18/26)
Stolen Bases	2	vs Queens (3/8/25)

MISCELLANEOUS STATS

	2026	CAREER
2 Hit Game		12
3 Hit Game		--
4+ Hit Game		--
2 RBI Game		6
3 RBI Game		1
4+ RBI Game		--

GAME-BY-GAME HITTING STATS

DATE	OPP	POS	AB	R	H	RBI	2B	3B	HR	BB	K	SB	CS	AVG
2/14(G1)	HOFSTRA*	2B	3	0	0	0	0	0	0	0	2	0	0	.000
2/18	ALCORN STATE*	2B/SS	3	0	0	0	0	0	0	2	0	0	0	.000
2/24	AUSTIN PEAY	PH/SS	1	0	0	0	0	0	0	0	1	0	0	.000
3/1	vs. UCLA	PR	0	0	0	0	0	0	0	0	0	0	0	.000
3/2	at Southern Miss	PR	0	0	0	0	0	0	0	0	0	0	0	.000
3/5	LIPSCOMB	PR	0	1	0	0	0	0	0	0	0	1	0	.000
3/7	LIPSCOMB	PR/SS	1	2	0	0	0	0	0	1	0	0	0	.000
TOTALS			8	3	0	0	0	0	0	3	3	1	0	.000

CAREER HITTING STATS

YEAR	AVG	GP-GS	AB	R	H	2B	3B	HR	RBI	TB	SLG%	BB	HP	SO	GDP	OB%	SF	SH
2025	.317	47-42	139	26	44	5	0	0	23	49	.353	12	9	39	4	.401	2	1
2026	.000	7-2	8	3	0	0	0	0	0	0	.000	3	0	3	0	.273	0	0
TOTAL	.299	54-44	147	29	44	5	0	0	23	49	.333	15	9	42	4	.393	2	1



15 TANNER BELIVEAU

UTL/RHP | R/R | FR. | 6-3 | 225
PETAL, MISS. / PETAL HS

QUICK HITS

- Perfect Game Top 100 Freshmen (No. 60)
- Rated the top prep catcher in Mississippi by Perfect Game and the No. 6 overall prospect
- Named to the Dandy Dozen by The Clarion Ledger as a high school senior
- Was listed No.1 on the Prep Baseball MS Heat Sheet throwing 98 MPH

SINGLE GAME CAREER HIGHS

At Bats	
Hits	
Runs Scored	
Runs Batted In	
Doubles	
Triples	
Home Runs	
Walks	
Stolen Bases	

MISCELLANEOUS STATS

	2026	CAREER
2 Hit Game		
3 Hit Game		
4+ Hit Game		
2 RBI Game		
3 RBI Game		
4+ RBI Game		

GAME-BY-GAME HITTING STATS

DATE	OPP	POS	AB	R	H	RBI	2B	3B	HR	BB	K	SB	CS	AVG
------	-----	-----	----	---	---	-----	----	----	----	----	---	----	----	-----

TOTALS

CAREER HITTING STATS

YEAR	AVG	GP-GS	AB	R	H	2B	3B	HR	RBI	TB	SLG%	BB	HP	SO	GDP	OB%	SF	SH
2026	.000	0-0	0	0	0	0	0	0	0	0	.000	0	0	0	0	.000	0	0
TOTAL	.000	0-0	0	0	0	0	0	0	0	0	.000	0	0	0	0	.000	0	0

SINGLE GAME CAREER HIGHS

Innings		
Strikeouts	2	2x last Austin Peay (2/24/26)
Walks (Low)	0	Alcorn State (2/18/26)

MISCELLANEOUS STATS

	2026	CAREER GAMES
5+ Strikeouts		
10+ Strikeouts		
2 or Fewer Hits Allowed	2	2
Longest Scoreless Innings Stretch	1.1	1.0
Wins in a Row*		

*no decisions do not break a streak
**designates as current

GAME-BY-GAME PITCHING STATS

DATE	OPP	GS	IP	H	R	ER	BB	SO	2B	3B	HR	WP	BK	HBP	W/L	SV	ERA
2/18	ALCORN STATE	-	1.0	0	0	0	0	2	0	0	0	0	0	0	0/0	0	0.00
2/24	AUSTIN PEAY	-	0.2	2	2	2	2	0	0	0	0	0	0	0	0/0	0	0.00
TOTAL			1.2	2	2	2	2	4	0	0	0	0	0	0	0/0	0	0.00

CAREER PITCHING STATS

YEAR	ERA	W-L	APP	GS	CG	SHO	SV	IP	H	R	ER	BB	SO	BF	B/AVG	WP	HBP
2026	10.80	0-0	2	0	0	0	0	1.2	2	2	2	2	4	9	.286	0	0
TOTAL	10.80	0-0	2	0	0	0	0	1.2	2	2	2	2	4	9	.286	0	0



18 NOAH SULLIVAN

DH/RHP | R/R | SR. | 6-1 | 225
ORLANDO, FLA. / USC UPSTATE

QUICK HITS

- 2026 Preseason All-SEC First Team
- 2026 Preseason All-American First Team (NCBWA)
- 2026 D1Baseball Top 50 First Basemen (No. 32)
- 2025 NCBWA All-America First Team
- 2025 Baseball America All-America Third Team
- 2025 ABCA/Rawlings South All-Region Second Team
- 2025 NCBWA Preseason All-America First Team
- 2025 Dick Howser Trophy Semifinalist
- 2025 John Olerud Two-Way Player of the Year Award Semifinalist
- 2025 John Olerud Two-Way Player of the Week (May 7)
- 2025 CSC Academic All-American of the Year
- 2025 CSC Academic All-America First Team
- 2025 First Year SEC Academic Honor Roll
- 2025 Tallahassee All-Regional Team
- 2024 Big South All-Tournament Team (DH)
- 2024 First Team All-Big South (UTL)
- 2022 Collegiate Baseball Freshman All-American
- 2022 Big South Freshman of the Year
- 2022 Second Team All-Big South
- 2022 Big South All-Tournament Team

SINGLE GAME CAREER HIGHS

At Bats	6	4x last at Radford (3/22/24)*
Hits	4	5x last Lipscomb (3/6/25)
Runs Scored	3	14x last Lipscomb (3/7/26)
Runs Batted In	6	3x last Lipscomb (3/7/26)
Doubles	2	3x last vs. The Citadel (3/14/23)*
Triples	1	vs. Ohio (2/18/22)*
Home Runs	2	6x last Lipscomb (3/7/26)
Walks	3	3x last vs. Virginia Tech (2/28/26)
Stolen Bases	2	2x last vs. Arizona State (2/27/26)

*Career-highs from USC Upstate

MISCELLANEOUS STATS

	2026	CAREER
2 Hit Game	2	46
3 Hit Game	1	14
4+ Hit Game	1	5
2 RBI Game		29
3 RBI Game	2	12
4+ RBI Game	2	6

SINGLE GAME CAREER HIGHS

Innings	8.0	at The Citadel (4/12/24)*
Strikeouts	7	2x last vs Gardner-Webb (3/15/24)*
Walks (Low)	0	13x last vs Memphis (4/29/25)

*Career-highs from USC Upstate

MISCELLANEOUS STATS

	2025	CAREER GAMES
5+ Strikeouts	1	8
10+ Strikeouts	--	--
2 or Fewer Hits Allowed	5	18
Longest Scoreless Innings Stretch	3.0	7.0
Wins in a Row*	--	8

*no decisions do not break a streak

**designates as current

GAME-BY-GAME HITTING STATS

DATE	OPP	POS	AB	R	H	RBI	2B	3B	HR	BB	K	SB	CS	AVG
2/14(G1)	HOFSTRA*	DH	3	1	1	0	0	0	0	0	0	0	0	.333
2/14(G2)	HOFSTRA*	DH	2	1	1	0	0	0	0	2	0	0	0	.400
2/21	DELAWARE*	DH	4	1	1	3	0	0	1	0	1	1	0	.333
2/22	DELAWARE*	DH	3	0	0	1	0	0	0	2	1	0	0	.250
2/24	AUSTIN PEAY*	DH	3	2	2	0	0	0	0	1	1	0	0	.333
2/27	vs. Arizona State*	DH	2	1	1	0	0	0	0	2	0	2	0	.353
2/28	vs. Virginia Tech*	DH	2	0	0	0	0	0	0	3	0	0	0	.316
3/1	vs. UCLA*	DH	5	2	2	1	1	0	1	1	0	0	0	.333
3/3	at Southern Miss*	DH	4	1	1	3	1	0	0	1	2	0	0	.321
3/5	LIPSCOMB*	DH	5	1	1	0	0	0	0	0	1	0	0	.303
3/6	LIPSCOMB*	1B	5	2	4	4	1	0	1	0	1	1	0	.368
3/7	LIPSCOMB*	1B	4	3	3	6	0	0	2	0	0	1	0	.405
3/10	vs. Tulane*	1B	4	2	1	1	1	0	0	1	1	0	0	.391
TOTALS			46	17	18	18	4	0	5	12	9	5	0	.391

CAREER HITTING STATS

YEAR	AVG	GP-GS	AB	R	H	2B	3B	HR	RBI	TB	SLG%	BB	HP	SO	GDP	OB%	SF	SH
2022*	.303	58-57	221	43	67	9	1	3	42	87	.394	23	20	35	3	.410	4	0
2023*	.311	18-17	61	12	19	3	0	2	15	28	.459	8	5	12	2	.421	2	0
2024*	.324	57-55	204	52	66	8	0	17	56	125	.613	37	13	31	7	.453	2	0
2025	.345	59-59	203	63	70	16	0	15	46	131	.645	35	16	42	6	.475	1	0
2026	.391	13-13	46	17	18	4	0	5	18	37	.804	12	2	9	1	.533	0	0
TOTAL	.327	205-201	735	187	240	40	1	42	177	408	.555	115	56	129	19	.449	9	0

*Statistics from USC Upstate

GAME-BY-GAME PITCHING STATS

DATE	OPP	GS	IP	H	R	ER	BB	SO	2B	3B	HR	WP	BK	HBP	W/L	SV	ERA
TOTALS																	

CAREER PITCHING STATS

YEAR	ERA	W-L	APP	GS	CG	SHO	SV	IP	H	R	ER	BB	SO	BF	B/AVG	WP	HBP
2022*	3.31	6-0	9	5	0	0	0	32.2	22	13	12	11	26	132	.188	4	2
2023*	0.00	1-0	6	0	0	0	1	12.1	4	0	0	7	16	48	.100	1	0
2024*	4.88	8-1	14	12	0	0	1	75.2	76	42	41	22	51	321	.262	3	3
2025	1.96	0-0	7	7	0	0	0	18.1	17	4	4	3	15	73	.246	0	0
2026	0.00	0-0	0	0	0	0	0	0.0	0	0	0	0	0	0	.000	0	0
TOTAL	2.54	15-1	36	24	0	0	2	137.6	119	59	57	43	108	574	.199	8	5

*Statistics from USC Upstate

PITCHING STAFF PROFILES

4 TOMAS VALINGIUS

LHP | L/L | SO. | 6-2 | 225
LOCKPORT, ILL. / VIRGINIA

QUICK HITS

- 2026 National Pitcher of the Year watch list
- 2026 D1Baseball Top 50 Transfer Pitchers (No. 2)
- 2026 Perfect Game Top 100 Sophomores (No. 34)
- 2026 D1Baseball Top 200 Starting Pitchers (No. 42)
- 2025 ACC All-Freshman Team
- 2025 ACC All-Academic Team
- Older brother, Vytautas, is an outfielder for MSU.
- Nickname is "Tico"

SINGLE GAME CAREER HIGHS

Innings	6.2	at Virginia Tech (5/17/25)*
Strikeouts	10	vs. Rice (2/16/25)*
Walks (Low)	0	4x last vs. James Madison (4/23/25)*

*Career-highs from Virginia

MISCELLANEOUS STATS

	2026	CAREER GAMES
5+ Strikeout Games	4	10
10+ Strikeout Games	--	1
2 or Fewer Hits Allowed	--	4
Longest Scoreless Innings Stretch	8.1	8.1
Wins in a Row*	3**	3**

*no decisions do not break a streak

**designates as current

GAME-BY-GAME PITCHING STATS

DATE	OPP	GS	IP	H	R	ER	BB	SO	2B	3B	HR	WP	BK	HBP	W/L	SV	ERA
2/14	Hofstra*	1	5.1	4	0	0	1	6	0	0	0	0	0	1	1/0	0	0.00
2/21	Delaware*	1	6.0	5	0	0	2	7	1	0	0	0	0	0	1/0	0	0.00
2/28	vs. Virginia Tech*	1	5.1	4	2	2	1	7	0	1	1	0	0	1	1/0	0	1.08
3/6	Lipscomb*	1	4.0	4	2	2	2	6	2	0	0	0	0	0	0/0	0	1.74
TOTALS		4	20.2	17	4	4	6	26	3	1	1	0	0	2	3/0	0	1.74

CAREER PITCHING STATS

YEAR	ERA	W-L	APP	GS	CG	SHO	SV	IP	H	R	ER	BB	SO	BF	B/AVG	WP	HBP
2025*	4.59	5-1	13	12	0	0	0	64.2	64	36	33	17	70	275	.256	4	5
2026	1.74	3-0	4	4	0	0	0	20.2	17	4	4	6	26	84	.227	0	2
TOTAL	3.87	8-1	16	15	0	0	0	81.1	77	38	35	21	90	342	.242	4	7

*Career-highs from Virginia

8 CHARLIE FOSTER

LHP | R/L | SO. | 6-4 | 205
SNELLVILLE, GA. / BROOKWOOD HS

QUICK HITS

- 2026 Perfect Game Top 100 Sophomores (No. 68)
- 2026 D1Baseball Top 200 Pitchers (No. 164)
- 2025 First Year SEC Academic Honor Roll

SINGLE GAME CAREER HIGHS

Innings	5.0	Delaware (2/22/26)
Strikeouts	5	2x Last: Delaware (2/22/26)
Walks (Low)	0	3x Last: vs. Texas A&M (5/21/25)

MISCELLANEOUS STATS

	2026	CAREER GAMES
5+ Strikeouts	2	2
10+ Strikeouts	--	--
2 or Fewer Hits Allowed	2	9
Longest Scoreless Innings Stretch	4.2	4.2
Wins in a Row*	--	1

*no decisions do not break a streak

**designates as current

GAME-BY-GAME PITCHING STATS

DATE	OPP	GS	IP	H	R	ER	BB	SO	2B	3B	HR	WP	BK	HBP	W/L	SV	ERA
2/14	Hofstra*	1	3.0	3	3	3	1	5	1	0	1	0	0	0	0/0	0	9.00
2/22	Delaware*	1	2.0	4	2	0	2	5	0	0	0	0	0	0	0/0	0	5.40
3/3	at Southern Miss	0	0.2	0	0	0	1	1	0	0	0	0	0	0	0/0	0	4.76
3/7	Lipscomb	0	1.0	1	0	0	1	1	0	0	0	0	0	0	0/0	0	4.05
3/10	vs. Tulane	1	2.1	3	2	2	2	3	1	0	0	0	0	0	0/0	0	5.00
TOTALS		3	9.0	11	7	5	7	15	2	0	1	0	0	0	0/0	0	5.00

CAREER PITCHING STATS

YEAR	ERA	W-L	APP	GS	CG	SHO	SV	IP	H	R	ER	BB	SO	BF	B/AVG	WP	HBP
2025	1.59	0-1	7	1	0	0	0	11.1	3	4	2	8	17	46	.081	0	1
2026	5.00	0-0	5	3	0	0	0	9.0	11	7	5	7	15	46	.276	0	0
TOTAL	3.10	0-1	12	4	0	0	0	20.1	14	11	7	15	32	92	.176	0	1



PITCHING STAFF PROFILES

11 DUKE STONE

RHP | R/R | SO. | 6-5 | 235
UVALDA, GA. / JEFF DAVIS HS

QUICK HITS

- 2026 Perfect Game Top 100 Sophomores (No. 56)
- 2025 First Year SEC Academic Honor Roll
- Won 17 state titles as a swimmer growing up

SINGLE GAME CAREER HIGHS

Innings	4.0	3x Last: Lipscomb (3/7/26)
Strikeouts	6	3x Last: Lipscomb (3/7/26)
Walks (Low)	0	7x Last: Lipscomb (3/7/26)

MISCELLANEOUS STATS

	2026	CAREER GAMES
5+ Strikeout Games	3	3
10+ Strikeout Games	--	--
2 or Fewer Hits Allowed	3	3
Longest Scoreless Innings Stretch	6.0	6.0
Wins in a Row*	3**	3**

*no decisions do not break a streak

**designates as current

GAME-BY-GAME PITCHING STATS

DATE	OPP	GS	IP	H	R	ER	BB	SO	2B	3B	HR	WP	BK	HBP	W/L	SV	ERA
2/13	Hofstra	0	2.0	3	2	2	2	4	2	0	0	0	0	0	1/0	0	9.00
2/17	Troy*	1	4.0	1	1	1	0	6	0	1	0	0	0	2	0/0	0	4.50
2/22	Delaware	0	4.0	1	0	0	0	6	0	0	0	0	0	2	1/0	0	2.70
3/1	UCLA*	1	3.2	5	3	3	0	2	0	0	1	0	0	2	0/0	0	3.95
3/7	Lipscomb*	1	4.0	0	0	0	0	6	0	0	0	0	0	0	1/0	0	3.06
TOTALS		3	17.2	10	6	6	2	24	2	1	1	0	0	6	3/0	0	3.06

CAREER PITCHING STATS

YEAR	ERA	W-L	APP	GS	CG	SHO	SV	IP	H	R	ER	BB	SO	BF	B/AVG	WP	HBP
2025	5.79	0-0	5	0	0	0	0	4.2	6	3	3	3	7	24	.316	3	1
2026	3.06	3-0	5	3	0	0	0	17.2	10	6	6	2	24	67	.169	0	6
TOTAL	3.63	3-0	10	3	0	0	0	22.1	16	9	9	5	31	91	.243	3	7

13 WILLIAM KIRK

LHP | L/L | R-FR. | 6-2 | 205
SADDLE RIVER, N.J. / VIRGINIA

QUICK HITS

- Underwent successful knee surgery on March 9 and will miss the remainder of the 2026 season.
- 2024 Gatorade New Jersey Baseball Player of the Year
- Tore his ACL and missed the entire 2025 season at Virginia

SINGLE GAME CAREER HIGHS

Innings	2.0	2x Last: Troy (2/17/26)
Strikeouts	3	Troy (2/17/26)
Walks (Low)	0	Hofstra (2/14/26)

MISCELLANEOUS STATS

	2026	CAREER GAMES
5+ Strikeouts	--	--
10+ Strikeouts	--	--
2 or Fewer Hits Allowed	2	2
Longest Scoreless Innings Stretch	3.1	3.1
Wins in a Row*	1**	1**

*no decisions do not break a streak

GAME-BY-GAME PITCHING STATS

DATE	OPP	GS	IP	H	R	ER	BB	SO	2B	3B	HR	WP	BK	HBP	W/L	SV	ERA
2/14	Hofstra	0	2.0	1	0	0	0	1	0	0	0	0	0	0	0/0	0	0.00
2/17	Troy	0	2.0	5	3	3	0	3	0	0	0	0	0	0	1/0	0	6.75
2/24	Austin Peay*	1	1.2	0	1	0	2	1	0	0	0	0	0	0	0/0	0	4.76
TOTALS		1	5.2	6	4	3	2	5	0	0	0	0	0	0	1/0	0	4.76

CAREER PITCHING STATS

YEAR	ERA	W-L	APP	GS	CG	SHO	SV	IP	H	R	ER	BB	SO	BF	B/AVG	WP	HBP
2025								--DNP--									
2026	4.76	1-0	3	1	0	0	0	5.2	6	4	3	2	5	23	.300	0	0
TOTAL	4.76	1-0	3	1	0	0	0	5.2	6	4	3	2	5	23	.300	0	0

16 BRADEN BOOTH

RHP | R/R | R-FR. | 6-2 | 200
MADISON, ALA. / BOB JONES HS

QUICK HITS

- 2025 First Year SEC Academic Honor Roll
- 2024 Alabama Gatorade Player of the Year
- Helped guide Bob Jones HS to a 7A state title and a 44-9 record in 2024
- 2024 Alabama Mr. Baseball
- 2024 Alabama High School Pitcher and Player of the Year
- 2023 7A First Team All-State infielder

SINGLE GAME CAREER HIGHS

Innings	1.0	at Virginia Tech (2/28/26)
Strikeouts	1	Austin Peay (2/24/26)
Walks (Low)	0	2x Last: at Virginia Tech (2/28/26)

MISCELLANEOUS STATS

	2026	CAREER GAMES
5+ Strikeouts	--	--
10+ Strikeouts	--	--
2 or Fewer Hits Allowed	1	1
Longest Scoreless Innings Stretch	1.1	1.1
Wins in a Row*	--	--

*no decisions do not break a streak

**designates as current

GAME-BY-GAME PITCHING STATS

DATE	OPP	GS	IP	H	R	ER	BB	SO	2B	3B	HR	WP	BK	HBP	W/L	SV	ERA
2/24	Austin Peay	0	0.1	0	0	0	0	1	0	0	0	0	0	0	0/0	0	0.00
2/28	vs. Virginia Tech	0	1.0	3	3	3	0	0	0	0	3	0	0	0	0/0	0	20.25
TOTALS		0	1.1	3	3	3	0	1	0	0	3	0	0	0	0/0	0	20.25

CAREER PITCHING STATS

YEAR	ERA	W-L	APP	GS	CG	SHO	SV	IP	H	R	ER	BB	SO	BF	B/AVG	WP	HBP
2025																	
2026	20.25	0-0	2	0	0	0	0	1.1	3	3	3	0	1	7	.429	0	0
TOTAL	20.25	0-0	2	0	0	0	0	1.1	3	3	3	0	1	7	.429	0	0

17 PARKER RHODES

RHP | R/R | FR. | 6-1 | 185
GREENFIELD, IND. / GREENFIELD-CENTRAL HS

QUICK HITS

- Perfect Game Top 100 Freshmen (No. 23)
- D1Baseball Top 100 Freshmen (No. 36)
- Ranked as the No. 4 right-handed pitcher and eighth overall prospect in Indiana by Perfect Game
- Rated as the No. 110 prospect in the 2025 MLB Draft by ESPN

SINGLE GAME CAREER HIGHS

Innings	2.0	at Southern Miss (3/3/26)
Strikeouts	2	Alcorn State (2/18/26)
Walks (Low)	0	Lipscomb (3/7/26)

MISCELLANEOUS STATS

	2026	CAREER GAMES
5+ Strikeouts	--	--
10+ Strikeouts	--	--
2 or Fewer Hits Allowed	4	4
Longest Scoreless Innings Stretch	3.0**	3.0**
Wins in a Row*	--	--

*no decisions do not break a streak

**designates as current

GAME-BY-GAME PITCHING STATS

DATE	OPP	GS	IP	H	R	ER	BB	SO	2B	3B	HR	WP	BK	HBP	W/L	SV	ERA
2/18	Alcorn State	0	1.0	0	0	0	1	2	0	0	0	1	0	0	0/0	0	0.00
2/22	Delaware	0	0.1	1	1	1	1	0	0	0	0	1	0	1	0/0	0	6.75
3/3	at Southern Miss	0	2.0	0	0	0	2	0	0	0	0	0	0	0	0/0	0	2.70
3/7	Lipscomb	0	1.0	0	0	0	0	1	0	0	0	0	0	0	0/0	0	2.08
TOTALS		0	4.1	1	1	1	4	3	0	0	0	2	0	1	0/0	0	2.08

CAREER PITCHING STATS

YEAR	ERA	W-L	APP	GS	CG	SHO	SV	IP	H	R	ER	BB	SO	BF	B/AVG	WP	HBP
2026	2.08	0-0	4	0	0	0	0	4.1	1	1	1	4	3	19	.071	2	1
TOTAL	2.08	0-0	4	0	0	0	0	4.1	1	1	1	4	3	19	.071	2	1



PITCHING STAFF PROFILES

20 MADDOX MILLER

LHP | L/L | FR. | 6-4 | 185
HATTIESBURG, MISS. / OAK GROVE HS

QUICK HITS

- 2026 Perfect Game Top 100 Freshmen (No. 25)
- 2026 D1Baseball Top 100 Freshmen (No. 44)
- No. 2 left-handed pitcher and the No. 9 overall prospect in Mississippi by Perfect Game ...
- Was named to the Dandy Dozen by The Clarion Ledger
- Father, Matt, was a sidearm at Mississippi Delta Community College and Delta State pitched in relief in 100 MLB games with the Colorado Rockies and Cleveland Indians from 2003-07

SINGLE GAME CAREER HIGHS

Innings	2.0	2x Last: Tulane (3/10/26)
Strikeouts	4	Tulane (3/10/26)
Walks (Low)	0	4x Last: at Southern Miss (3/3/26)

MISCELLANEOUS STATS

	2026	CAREER GAMES
5+ Strikeouts	--	--
10+ Strikeouts	--	--
2 or Fewer Hits Allowed	4	4
Longest Scoreless Innings Stretch	2.1	2.1
Wins in a Row*	1	1

*no decisions do not break a streak

**designates as current

GAME-BY-GAME PITCHING STATS

DATE	OPP	GS	IP	H	R	ER	BB	SO	2B	3B	HR	WP	BK	HBP	W/L	SV	ERA
2/18	Alcorn State	0	1.0	0	0	0	0	3	0	0	0	0	0	0	1/0	0	0.00
2/22	Delaware	0	1.0	0	0	0	0	2	0	0	0	0	0	0	0/0	0	0.00
2/27	vs. Arizona State	0	2.0	3	3	3	0	3	1	0	2	1	0	0	0/0	0	6.75
3/3	at Southern Miss	0	0.2	2	2	2	0	2	1	0	0	2	0	0	0/1	0	9.64
3/10	Tulane	0	2.0	1	0	0	1	4	0	0	0	1	0	0	0/0	0	6.75
TOTALS		0	6.2	6	5	5	1	14	2	0	2	4	0	0	1/1	0	6.75

CAREER PITCHING STATS

YEAR	ERA	W-L	APP	GS	CG	SHO	SV	IP	H	R	ER	BB	SO	BF	B/AVG	WP	HBP
2026	6.75	1-1	5	0	0	0	0	6.2	6	5	5	1	14	28	.263	4	0
TOTAL	6.75	1-1	5	0	0	0	0	6.2	6	5	5	1	14	28	.263	4	0

24 JACK BAUER

LHP | L/L | FR. | 6-4 | 195
FRANKFORT, ILL. / LINCOLN WAY EAST HS

QUICK HITS

- 2026 Baseball America Preseason Freshman of the Year
- 2026 Perfect Game Top 100 Freshman (No. 1)
- 2026 D1Baseball Top 100 Freshmen (No. 1)
- Threw the fastest recorded pitch in history by a prep pitcher at 103 MPH
- Ranked as the No. 2 left-handed pitcher and the No. 21 overall recruit in the nation by Perfect Game
- Rated as the No. 44 prospect in the 2025 draft by MLB.com.
- Father, Steve, played football at the University of Illinois
- Named after Kiefer Sutherland's character in the popular TV show "24"

SINGLE GAME CAREER HIGHS

Innings	1.1	Troy (2/17/26)
Strikeouts	3	Troy (2/17/26)
Walks (Low)	0	at Virginia Tech (2/28/26)

MISCELLANEOUS STATS

	2026	CAREER GAMES
5+ Strikeouts	--	--
10+ Strikeouts	--	--
2 or Fewer Hits Allowed	2	2
Longest Scoreless Innings Stretch	1.1	1.1
Wins in a Row*	--	--

*no decisions do not break a streak

**designates as current

GAME-BY-GAME PITCHING STATS

DATE	OPP	GS	IP	H	R	ER	BB	SO	2B	3B	HR	WP	BK	HBP	W/L	SV	ERA
2/17	Troy	0	1.1	1	2	2	3	3	0	0	0	1	0	0	0/0	0	13.50
2/24	Austin Peay	0	0.2	2	0	0	1	2	0	0	0	0	0	0	0/0	0	9.00
2/28	vs. Virginia Tech	0	0.0	3	3	3	0	0	0	0	1	1	0	0	0/0	0	22.50
TOTALS		0	2.0	6	5	5	4	5	0	0	1	2	0	0	0/0	0	22.50

CAREER PITCHING STATS

YEAR	ERA	W-L	APP	GS	CG	SHO	SV	IP	H	R	ER	BB	SO	BF	B/AVG	WP	HBP
2026	22.50	0-0	3	0	0	0	0	2.0	6	5	5	4	5	16	.500	2	0
TOTAL	22.50	0-0	3	0	0	0	0	2.0	6	5	5	4	5	16	.500	2	0

PITCHING STAFF PROFILES

25 CHRIS BILLINGSLEY JR.

RHP | R/R | JR. | 6-4 | 205
BRENT, ALA. / EAST CENTRAL (MISS.) CC

QUICK HITS

- Was a pitcher and outfielder during his two seasons at East Central Community College

SINGLE GAME CAREER HIGHS

Innings	2.0	Lipscomb (3/6/26)
Strikeouts	2	Lipscomb (3/6/26)
Walks (Low)	0	3x Last: Lipscomb (3/6/26)

MISCELLANEOUS STATS

	2026	CAREER GAMES
5+ Strikeouts	--	--
10+ Strikeouts	--	--
2 or Fewer Hits Allowed	5	5
Longest Scoreless Innings Stretch	1.2	1.2
Wins in a Row*	1**	1**

*no decisions do not break a streak

**designates as current

GAME-BY-GAME PITCHING STATS

DATE	OPP	GS	IP	H	R	ER	BB	SO	2B	3B	HR	WP	BK	HBP	W/L	SV	ERA
2/14	Hofstra	0	1.1	1	2	2	3	0	0	0	0	0	0	0	0/0	0	13.50
2/17	Troy	0	0.0	2	1	1	1	0	0	0	0	0	0	0	0/0	0	20.25
2/24	Austin Peay	0	1.1	0	0	0	0	1	0	0	0	0	0	0	1/0	0	10.13
3/1	vs. UCLA	0	0.2	1	1	1	1	0	0	1	0	1	0	0	0/0	0	10.80
3/6	Lipscomb	0	2.0	3	2	1	0	2	0	0	1	0	0	0	0/0	0	8.44
3/10	vs. Tulane	0	1.0	0	0	0	0	0	0	0	0	0	0	0	0/0	0	7.11
TOTALS		0	6.1	7	6	5	5	3	0	1	1	1	0	0	1/0	0	7.11

CAREER PITCHING STATS

YEAR	ERA	W-L	APP	GS	CG	SHO	SV	IP	H	R	ER	BB	SO	BF	B/AVG	WP	HBP
2026	7.11	1-0	6	0	0	0	0	6.1	7	8	5	5	3	31	.304	1	0
TOTAL	7.11	1-0	6	0	0	0	0	6.1	7	8	5	5	3	31	.304	1	0

28 RYAN MCPHERSON

RHP | R/R | SO. | 6-3 | 205
HOLLYWOOD, FLA / NORTH BROWARD PREP

QUICK HITS

- 2026 Perfect Game Top 100 Sophomores (No. 24)
- 2026 D1Baseball Top 200 Starting Pitchers (No. 38)
- 2025 USA Baseball Collegiate National Team
- 2025 First Year SEC Academic Honor Roll

SINGLE GAME CAREER HIGHS

Innings	7.0	vs Arizona State (2/27/26)
Strikeouts	11	Delaware (2/20/26)
Walks (Low)	0	12x Last: Hofstra (2/13/26)

MISCELLANEOUS STATS

	2026	CAREER GAMES
5+ Strikeouts	3	3
10+ Strikeouts	1	1
2 or Fewer Hits Allowed	--	17
Longest Scoreless Innings Stretch	6.2	6.2
Wins in a Row*	3**	3**

*no decisions do not break a streak

**designates as current

GAME-BY-GAME PITCHING STATS

DATE	OPP	GS	IP	H	R	ER	BB	SO	2B	3B	HR	WP	BK	HBP	W/L	SV	ERA
2/13	Hofstra*	1	4.0	6	2	2	0	4	1	0	0	0	0	0	0/0	0	4.50
2/22	Delaware*	1	6.0	4	2	1	1	11	1	0	0	0	0	1	1/0	0	2.70
2/27	vs Arizona State*	1	7.0	4	1	1	3	5	1	0	0	0	0	0	1/0	0	2.12
3/5	Lipscomb	1	6.0	5	1	1	1	8	1	0	0	0	0	0	1/0	0	1.96
TOTALS		4	23.0	19	6	5	5	28	4	0	0	0	0	1	3/0	0	1.96

CAREER PITCHING STATS

YEAR	ERA	W-L	APP	GS	CG	SHO	SV	IP	H	R	ER	BB	SO	BF	B/AVG	WP	HBP
2025	4.12	4-1	20	2	0	0	3	39.1	28	22	18	15	56	170	.190	3	5
2026	1.96	3-0	4	4	0	0	0	23.0	19	6	5	5	28	92	.221	0	1
TOTAL	3.32	7-1	24	6	0	0	3	62.1	47	28	23	20	84	262	.206	3	6



PITCHING STAFF PROFILES

29 MADDOX WEBB

RHP | R/R | JR. | 6-2 | 195
SUMMERVILLE, S.C. / THE CITADEL

QUICK HITS

- NCBAWA Stopper of the Year Watch List
- 2025 All-SoCon First Team
- Father, Colt, played football and competed in track and field at Indiana State

SINGLE GAME CAREER HIGHS

Innings	5	at Samford (4/11/25)*
Strikeouts	8	at Samford (4/11/25)*
Walks (Low)	0	13x Last: vs. Tulane (3/10/26)

*Career Highs from The Citadel

MISCELLANEOUS STATS

	2026	CAREER GAMES
5+ Strikeouts	--	2
10+ Strikeouts	--	--
2 or Fewer Hits Allowed	6	41
Longest Scoreless Innings Stretch	5.0**	11.0*
Wins in a Row*	--	--

*no decisions do not break a streak

**designates as current

*Statistics from The Citadel

GAME-BY-GAME PITCHING STATS

DATE	OPP	GS	IP	H	R	ER	BB	SO	2B	3B	HR	WP	BK	HBP	W/L	SV	ERA
2/14	Hofstra	0	1.0	1	0	0	0	3	0	0	0	0	0	1	0/0	1	0.00
2/17	Troy	0	0.2	1	0	0	0	0	0	0	0	0	0	0	0/0	0	0.00
2/22	Delaware	0	1.0	1	0	0	0	1	0	0	0	0	0	0	0/0	0	0.00
3/1	vs UCLA	0	1.1	0	0	0	0	0	0	0	0	0	0	0	0/0	0	0.00
3/3	at Southern Miss	0	1.0	0	0	0	0	2	0	0	0	0	0	0	0/0	0	0.00
3/5	Lipscomb	0	1.1	5	2	2	1	3	2	0	0	0	0	0	0/0	0	2.84
3/10	vs. Tulane	0	0.0	1	0	0	0	0	0	0	0	0	0	0	0/0	0	2.84
TOTALS		0	6.1	9	2	2	1	9	2	0	0	0	0	1	0/0	1	2.84

CAREER PITCHING STATS

YEAR	ERA	W-L	APP	GS	CG	SHO	SV	IP	H	R	ER	BB	SO	BF	B/AVG	WP	HBP
2024*	5.18	0-1	22	0	0	0	2	24.1	20	16	14	21	22	116	.233	3	5
2025*	4.04	4-1	24	1	0	0	5	55.2	54	30	25	34	61	259	.256	8	7
2026	2.84	0-0	7	0	0	0	1	6.1	9	2	2	1	9	29	.320	0	1
TOTAL	4.27	4-2	53	1	0	0	9	86.1	83	48	41	56	92	404	.270	11	13

*Statistics from The Citadel

30 JACKSON LOGAR

RHP | R/R | JR. | 6-0 | 215
MEDFORD, N.J. / JAMES MADISON

QUICK HITS

- D1Baseball Top 50 Transfer Pitchers (No. 39)

SINGLE GAME CAREER HIGHS

Innings	7.0	Troy (4/1/25)*
Strikeouts	12	Georgia Southern (5/22/24)*
Walks (Low)	0	8x Last: Marshall (5/11/24)*

*Statistics from James Madison

MISCELLANEOUS STATS

	2026	CAREER GAMES
5+ Strikeouts	--	9
10+ Strikeouts	--	1
2 or Fewer Hits Allowed	1	21
Longest Scoreless Innings Stretch	1.0**	10.1*
Wins in a Row*	--	2

*no decisions do not break a streak

**designates as current

*Statistics from James Madison

GAME-BY-GAME PITCHING STATS

DATE	OPP	GS	IP	H	R	ER	BB	SO	2B	3B	HR	WP	BK	HBP	W/L	SV	ERA
2/18	Alcorn State	0	1.0	0	0	0	1	3	0	0	0	1	0	0	0/0	0	0.00
TOTALS		0	1.0	0	0	0	1	3	0	0	0	1	0	0	0/0	0	0.00

CAREER PITCHING STATS

YEAR	ERA	W-L	APP	GS	CG	SHO	SV	IP	H	R	ER	BB	SO	BF	B/AVG	WP	HBP
2024*	5.19	0-0	22	2	0	0	2	43.1	42	31	25	24	43	199	.255	4	8
2025*	3.53	4-5	15	14	0	0	0	74.0	50	38	29	41	72	336	.197	4	30
2026	0.00	0-0	1	0	0	0	0	1.0	0	0	0	1	3	4	.000	1	0
TOTAL	4.11	4-5	38	16	0	0	2	118.1	92	69	54	66	118	539	.150	9	38

*Statistics from James Madison



PITCHING STAFF PROFILES

32 PEYTON FOWLER

RHP | R/R | JR. | 6-3 | 195
GLUCKSTADT, MISS. / MERIDIAN CC

QUICK HITS

- Father, Brad, played basketball at Belhaven
- Mother, Julie, played basketball and cheered at Hinds Community College
- Cousin, Bryce Fowler, plays outfield at Alabama

SINGLE GAME CAREER HIGHS

Innings	--
Strikeouts	--
Walks (Low)	--

MISCELLANEOUS STATS

	2026	CAREER GAMES
5+ Strikeouts	--	--
10+ Strikeouts	--	--
2 or Fewer Hits Allowed	--	--
Longest Scoreless Innings Stretch	--	--
Wins in a Row*	--	--

*no decisions do not break a streak

**designates as current

GAME-BY-GAME PITCHING STATS

DATE	OPP	GS	IP	H	R	ER	BB	SO	2B	3B	HR	WP	BK	HBP	W/L	SV	ERA
TOTALS		0.0	0	0	0	0	0	0	0	0	0	0	0	0	-/-	0	0.00

CAREER PITCHING STATS

YEAR	ERA	W-L	APP	GS	CG	SHO	SV	IP	H	R	ER	BB	SO	BF	B/AVG	WP	HBP
2026																	
TOTAL	0.00	0-0	0	0	0	0	0	0.0	0	0	0	0	0	0	.000	0	0

35 BEN DAVIS

RHP | R/R | SR. | 6-4 | 230
BOONEVILLE, MISS. / ITAWAMBA CC

QUICK HITS

- 2026 Perfect Game Top 100 Seniors (No. 82)
- 2026 D1Baseball Top 150 Relief Pitchers (No. 11)
- 2026 NCBWA Stopper of the Year Watch List

SINGLE GAME CAREER HIGHS

Innings	6.0	Queens (3/8/25)
Strikeouts	6	South Carolina (4/4/25)
Walks (Low)	0	12x Last: vs. Tulane (3/10/26)

MISCELLANEOUS STATS

	2026	CAREER GAMES
5+ Strikeouts	1	5
10+ Strikeouts	--	14
2 or Fewer Hits Allowed	4	14
Longest Scoreless Innings Stretch	2.2	5.0
Wins in a Row*	--	3

*no decisions do not break a streak

**designates as current

GAME-BY-GAME PITCHING STATS

DATE	OPP	GS	IP	H	R	ER	BB	SO	2B	3B	HR	WP	BK	HBP	W/L	SV	ERA
2/13	Hofstra	0	3.0	1	1	1	0	5	1	0	0	0	0	1	0/0	1	3.00
2/22	Delaware	0	1.0	0	0	0	0	2	0	0	0	0	0	0	0/0	0	2.25
3/1	vs UCLA	0	3.1	2	4	4	1	2	0	0	1	0	0	4	0/1	0	6.14
3/5	Lipscomb	0	1.2	2	0	0	0	2	0	0	0	0	0	0	0/0	1	5.00
3/10	vs. Tulane	0	0	0	0	0	0	0	0	0	0	0	0	0	0/0	0	4.50
TOTALS		0	10.0	5	5	5	1	11	1	0	1	0	0	5	0/1	2	4.50

CAREER PITCHING STATS

YEAR	ERA	W-L	APP	GS	CG	SHO	SV	IP	H	R	ER	BB	SO	BF	B/AVG	WP	HBP
2025	3.77	4-2	23	4	0	0	1	57.1	52	33	24	24	61	254	.236	5	3
2026	4.50	0-0	5	0	0	0	2	10.0	5	5	5	1	11	41	.161	0	5
TOTAL	4.04	4-2	26	4	0	0	2	64.2	55	38	29	25	70	285	.199	5	8



PITCHING STAFF PROFILES

36 TYLER PITZER

RHP | L/R | JR. | 6-3 | 205
MCDONALD, PENN. / SOUTH CAROLINA

QUICK HITS

- 2026 D1Baseball Top 50 Transfer Pitchers (No. 19)
- 2026 D1Baseball Top 150 MLB Draft Prospect (No. 93)
- 2025 SEC Spring Academic Honor Roll
- 2025 Cape Cod League Pitcher of the Year
- SEC Freshman of the Week (March 25, 2024)
- 2024 First-Year SEC Academic Honor Roll

SINGLE GAME CAREER HIGHS

Innings	6.1	vs. Vanderbilt (3/24/24)*
Strikeouts	9	vs. Vanderbilt (3/24/24)*
Walks (Low)	0	11x Last: Lipscomb (3/6/26)

*Career-highs from South Carolina

MISCELLANEOUS STATS

	2026	CAREER GAMES
5+ Strikeouts	--	7
10+ Strikeouts	--	--
2 or Fewer Hits Allowed	3	30
Longest Scoreless Innings Stretch	5.0**	13.2*
Wins in a Row*	1	2*

*no decisions do not break a streak

**designates as current

*Statistics from South Carolina

GAME-BY-GAME PITCHING STATS

DATE	OPP	GS	IP	H	R	ER	BB	SO	2B	3B	HR	WP	BK	HBP	W/L	SV	ERA
2/18	Alcorn State*	1	2.0	1	0	0	0	3	0	0	0	0	0	0	0/0	0	0.00
2/22	Delaware	0	0.2	0	0	0	1	1	0	0	0	0	0	0	0/0	1	0.00
3/1	vs UCLA	0	0.1	0	0	0	1	0	0	0	0	0	0	0	0/0	0	0.00
3/6	Lipscomb	0	2.0	1	0	0	0	4	0	0	0	0	0	0	1/0	0	0.00
TOTALS		1	5.0	2	0	0	2	8	0	0	0	0	0	0	1/0	1	0.00

CAREER PITCHING STATS

YEAR	ERA	W-L	APP	GS	CG	SHO	SV	IP	H	R	ER	BB	SO	BF	B/AVG	WP	HBP
2024*	4.74	4-1	19	6	0	0	1	43.2	42	26	23	21	57	195	.249	4	4
2025*	6.99	4-0	19	2	0	0	1	28.1	31	25	22	28	32	146	.292	2	6
2026	0.00	1-0	4	1	0	0	1	5.0	2	0	0	2	8	18	.125	0	0
TOTAL	5.40	9-1	42	9	0	0	3	77.0	75	51	45	51	97	359	.222	6	10

*Statistics from South Carolina

37 BRENDAN SWEENEY

RHP | R/R | SR. | 6-7 | 210
EDMOND, OKLA. / SOUTH CAROLINA

QUICK HITS

- 2025 SEC First-Year Academic Honor Roll
- Father, Steve, played baseball for Northeastern Oklahoma A&M
- Brother, Connor, played at Cowley Community College and Central Oklahoma

SINGLE GAME CAREER HIGHS

Innings	3.2	Hofstra (2/14/26)
Strikeouts	5	Hofstra (2/14/26)
Walks (Low)	0	17x Last: vs. Tulane (3/10/26)

*Career-highs from South Carolina

MISCELLANEOUS STATS

	2026	CAREER GAMES
5+ Strikeouts	1	1
10+ Strikeouts	--	--
2 or Fewer Hits Allowed	3	21
Longest Scoreless Innings Stretch	4.1	8.2*
Wins in a Row*	--	1*

*no decisions do not break a streak

**designates as current

*Statistics from South Carolina

GAME-BY-GAME PITCHING STATS

DATE	OPP	GS	IP	H	R	ER	BB	SO	2B	3B	HR	WP	BK	HBP	W/L	SV	ERA
2/14	Hofstra	0	3.2	2	1	1	0	5	0	0	1	0	0	0	0/0	1	2.45
2/22	Delaware	0	2.0	1	0	0	1	1	0	0	0	0	0	0	0/0	0	1.59
2/28	at Virginia Tech	0	1.2	1	0	0	0	3	0	0	0	0	0	0	0/0	0	1.23
3/3	at Southern Miss*	0	1.2	3	4	3	2	2	2	0	1	0	0	0	0/0	0	4.00
3/10	vs. Tulane	0	0.2	3	3	3	0	0	1	0	0	0	0	0	0/0	0	6.52
TOTALS		0	9.0	7	5	4	3	11	2	0	2	0	0	0	0/0	1	4.00

CAREER PITCHING STATS

YEAR	ERA	W-L	APP	GS	CG	SHO	SV	IP	H	R	ER	BB	SO	BF	B/AVG	WP	HBP
2025*	8.53	1-3	23	1	0	0	6	25.1	32	26	24	13	34	126	.291	3	2
2026	6.52	1-0	5	1	0	0	1	9.2	10	8	7	3	11	40	.219	0	0
TOTAL	7.97	2-3	28	2	0	0	7	35.0	42	34	31	16	45	166	.255	3	2

*Statistics from South Carolina

39 PATRICK SPENCER JR.

RHP | R/R | R-SO. | 6-3 | 215
GREENVILLE, MISS. / PEARL RIVER CC

QUICK HITS

-Ranked as Prep Baseball Report's No. 3 JUCO prospect and Perfect Game's No. 6 JUCO prospect

SINGLE GAME CAREER HIGHS

Innings	--	--
Strikeouts	--	--
Walks (Low)	--	--

MISCELLANEOUS STATS

	2026	CAREER GAMES
5+ Strikeouts	--	--
10+ Strikeouts	--	--
2 or Fewer Hits Allowed	--	--
Longest Scoreless Innings Stretch	--	--
Wins in a Row*	--	--

*no decisions do not break a streak

**designates as current

GAME-BY-GAME PITCHING STATS

DATE	OPP	GS	IP	H	R	ER	BB	SO	2B	3B	HR	WP	BK	HBP	W/L	SV	ERA
TOTALS			0.0	0	0	0	0	0	0	0	0	0	0	0	0	-/-	0
0.00																	

CAREER PITCHING STATS

YEAR	ERA	W-L	APP	GS	CG	SHO	SV	IP	H	R	ER	BB	SO	BF	B/AVG	WP	HBP
2026																	
TOTAL	0.00	0-0	0	0	0	0	0	0.0	0	0	0	0	0	0	.000	0	0

42 JACK GLEASON

RHP | R/R | R-FR. | 6-1 | 180
GERMANTOWN, TENN. / BRIARCREST CHRISTIAN HS

QUICK HITS

- All-State punter and All-Region wide receiver in high school
- Father, Gary, played football at Mississippi State
- Grandmother, Bettye, was the first woman honored with the Miss MSU title and was the runner-up in the 1960 Miss Mississippi pageant

SINGLE GAME CAREER HIGHS

Innings	2.0	Delaware (2/20/26)
Strikeouts	5	at Southern Miss (3/3/26)
Walks (Low)	0	6x Last: Lipscomb (3/6/26)

MISCELLANEOUS STATS

	2026	CAREER GAMES
5+ Strikeouts	1	1
10+ Strikeouts	--	--
2 or Fewer Hits Allowed	8	8
Longest Scoreless Innings Stretch	8.0	8.0
Wins in a Row*	1**	1**

*no decisions do not break a streak

**designates as current

GAME-BY-GAME PITCHING STATS

DATE	OPP	GS	IP	H	R	ER	BB	SO	2B	3B	HR	WP	BK	HBP	W/L	SV	ERA
2/14	Hofstra	0	1.1	1	0	0	0	2	0	0	0	0	0	1	1/0	0	0.00
2/17	Troy	0	1.0	0	0	0	0	0	0	0	0	0	0	0	0/0	0	0.00
2/20	Delaware	0	2.0	0	0	0	0	3	0	0	0	0	0	0	0/0	0	0.00
2/24	Austin Peay	0	1.1	0	0	0	1	2	0	0	0	0	0	0	0/0	0	0.00
2/28	at Virginia Tech	0	1.0	0	0	0	0	3	0	0	0	0	0	0	0/0	0	0.00
3/3	at Southern Miss	0	1.2	2	1	1	0	5	0	0	1	0	0	0	0/0	0	1.08
3/6	Lipscomb	0	1.0	1	0	0	0	2	0	0	0	0	0	0	0/0	0	0.96
3/10	vs. Tulane	0	1.2	2	2	2	1	4	0	0	1	0	0	0	0/0	0	2.45
TOTALS		0	11.0	6	3	3	2	21	0	0	2	0	0	1	1/0	0	2.45

CAREER PITCHING STATS

YEAR	ERA	W-L	APP	GS	CG	SHO	SV	IP	H	R	ER	BB	SO	BF	B/AVG	WP	HBP
2025																	
2026	2.45	1-0	8	0	0	0	0	11.0	6	3	3	2	21	39	.154	0	1
TOTAL	2.45	1-0	8	0	0	0	0	11.0	6	3	3	2	21	39	.154	0	1



PITCHING STAFF PROFILES

45 DANE BURNS

LHP | R/L | SO. | 6-5 | 215
CELINA, TEXAS / PROSPER HS

QUICK HITS

- 2026 Top 100 Juniors (No. 99) [Burns is a sophomore]
- 2026 D1Baseball Top 150 Relief Pitchers (No. 89)
- 2026 D1Baseball Top 100 MLB Draft Prospect (No. 89)
- 2025 First Year SEC Academic Honor Roll
- Drafted by the Kansas City Royals in the 17th round of the 2024 MLB Draft
- His father, Chris, was drafted in the 1992 NHL Draft by the San Jose Sharks (9th Round) as a goalie

SINGLE GAME CAREER HIGHS

Innings	2.2	at Auburn (4/27/25)
Strikeouts	4	Arizona (3/1/25)
Walks (Low)	0	9x Last: vs. Tulane (3/10/26)

MISCELLANEOUS STATS

	2026	CAREER GAMES
5+ Strikeouts	--	--
10+ Strikeouts	--	--
2 or Fewer Hits Allowed	7	16
Longest Scoreless Innings Stretch	3.1**	4.2
Wins in a Row*	1**	1**

*no decisions do not break a streak

**designates as current

GAME-BY-GAME PITCHING STATS

DATE	OPP	GS	IP	H	R	ER	BB	SO	2B	3B	HR	WP	BK	HBP	W/L	SV	ERA
2/14	Hofstra	0	0.1	0	0	0	1	1	0	0	0	0	0	0	0/0	0	0.00
2/18	Alcorn State	0	1.0	0	0	0	0	1	0	0	0	0	0	0	0/0	0	0.00
2/24	Austin Peay	0	1.0	0	0	0	0	1	0	0	0	0	0	0	0/0	0	0.00
3/1	vs UCLA	0	0.2	0	0	0	1	0	0	0	0	0	0	0	0/0	0	0.00
3/3	at Southern Miss	0	0.1	0	0	0	1	1	0	0	0	0	0	0	0/0	0	0.00
3/7	Lipscomb	0	1.0	0	0	0	0	2	0	0	0	0	0	0	0/0	0	0.00
3/10	vs. Tulane	0	0.1	0	0	0	0	1	0	0	0	0	0	0	1/0	0	0.00
TOTALS		0	4.2	0	0	0	3	7	0	0	0	0	0	0	1/0	0	0.00

CAREER PITCHING STATS

YEAR	ERA	W-L	APP	GS	CG	SHO	SV	IP	H	R	ER	BB	SO	BF	B/AVG	WP	HBP
2025	4.02	1-1	14	0	0	0	0	15.2	11	7	7	12	19	71	.196	2	2
2026	0.00	1-0	7	0	0	0	0	4.2	0	0	0	3	7	17	.000	0	0
TOTAL	3.10	2-1	21	0	0	0	0	20.1	11	7	7	15	26	88	.098	2	2

47 JT SCHNOOR

RHP | R/R | R-JR. | 6-4 | 215
PASCAGOULA, MISS. / PEARL RIVER CC

QUICK HITS

- 2025 First Year SEC Academic Honor Roll
- 2024 CSC Academic All-District

SINGLE GAME CAREER HIGHS

Innings	0.1	Troy (2/25/25)
Strikeouts	1	Troy (2/25/25)
Walks (Low)	1	Troy (2/25/25)

MISCELLANEOUS STATS

	2026	CAREER GAMES
5+ Strikeouts	--	--
10+ Strikeouts	--	--
2 or Fewer Hits Allowed	--	--
Longest Scoreless Innings Stretch	--	--
Wins in a Row*	--	--

*no decisions do not break a streak

**designates as current

GAME-BY-GAME PITCHING STATS

DATE	OPP	GS	IP	H	R	ER	BB	SO	2B	3B	HR	WP	BK	HBP	W/L	SV	ERA
TOTALS				0.0	0	0	0	0	0	0	0	0	0	0	0	-/-	0
				0.00													

CAREER PITCHING STATS

YEAR	ERA	W-L	APP	GS	CG	SHO	SV	IP	H	R	ER	BB	SO	BF	B/AVG	WP	HBP
2025	81.00	0-0	1	0	0	0	0	0.1	4	4	3	1	1	6	0.666	0	0
2026																	
TOTAL	81.00	0-0	1	0	0	0	0	0.1	4	4	3	1	1	6	0.666	0	0