

2026 GAME NOTES

Ole Miss Athletics Communications | 908 All-American Drive | Oxford, MS 38655
 BSB Contact: Kyle Birnbrauer | Email: kyleb@olemiss.edu | Phone: 662-816-3671
 Web: OleMissSports.com/sports/baseball | Twitter: @OleMissBSB | Instagram: @olemissbsb
 Facebook: Facebook.com/OleMissBaseball | TikTok: @olemissbsb

WEEK 12 // AT ARKANSAS

MAY 1-3 // FAYETTEVILLE, ARK.

RECORD	RECORD	RANKING
31-15	11-10	17/18/18/22/22
HEAD COACH	RECORD	YEAR
Mike Bianco	1,080-650-1	29th
OM RECORD	YEAR	
980-579-1	26th	



VS



RECORD	CONF. RECORD	RANKING
30-16	11-10	16/19/22/22
HEAD COACH	RECORD	YEAR
Dave Van Horn	1,333-656	33rd
UA RECORD	YEAR	
962-488	24th	

2026 SCHEDULE

DATE	OPPONENT	RESULT/TIME (CT)
Feb. 13	Nevada	W, 11-3
Feb. 14	Nevada	W, 5-1
Feb. 15	Nevada	W, 13-2 (7)
Feb. 17	Arkansas State	W, 7-6
Feb. 18	Jackson State	W, 18-3 (7)
Feb. 20	Missouri State	W, 11-6
Feb. 21	Missouri State	W, 6-3
Feb. 22	Missouri State	W, 3-2
Feb. 24	Southeast Missouri State	W, 13-3 (7)
Feb. 27	Baylor\$	L, 5-6 (10)
Feb. 28	Ohio State\$	W, 8-0
March 1	#9 Coastal Carolina\$	L, 2-9
March 3	Memphis	W, 7-1
March 4	North Alabama	W, 8-5
March 6	Evansville	W, 7-2
March 6	Evansville	W, 14-2 (7)
March 8	Evansville	W, 8-3
March 10	at #7 Southern Miss	L, 1-2
March 13	at #2 Texas*	W, 9-8 (11)
March 14	at #2 Texas*	L, 2-11
March 15	at #2 Texas*	L, 2-8
March 17	Austin Peay	W, 9-5
March 19	#15 Kentucky*	W, 5-0
March 20	#15 Kentucky*	L, 1-3
March 21	#15 Kentucky*	W, 12-9
March 24	at Memphis	L, 2-6
March 27	#6 Mississippi State*	L, 4-5
March 28	#6 Mississippi State*	L, 6-1
March 29	#6 Mississippi State*	L, 1-7
March 31	Little Rock	W, 7-4
April 2	at #21 Florida*	W, 6-4
April 3	at #21 Florida*	L, 0-2
April 4	at #21 Florida*	W, 5-2
April 7	Alcorn State	W, 11-1 (7)
April 10	#24 LSU*	W, 6-3
April 11	#24 LSU*	W, 12-2 (7)
April 12	#24 LSU*	W, 8-7
April 14	vs. #22 Southern Miss&	W, 10-3
April 17	at Tennessee*	W, 7-4
April 18	at Tennessee*	W, 8-1
April 19	at Tennessee*	L, 5-13
April 21	Murray State	W, 19-2 (7)
April 24	#5 Georgia*	W, 10-8
April 25	#5 Georgia*	L, 7-9 (14)
April 26	#5 Georgia*	L, 1-5
April 28	#10 Mississippi State&	L, 3-7
May 1	at #22 Arkansas*	6 PM
May 2	at #22 Arkansas*	2 PM
May 3	at #22 Arkansas*	2 PM
May 8	Texas A&M*	6:30 PM
May 9	Texas A&M*	4 PM
May 10	Texas A&M*	5 PM
May 12	UT Martin	6 PM
May 14	at Alabama*	6 PM
May 15	at Alabama*	6 PM
May 16	at Alabama*	1 PM
May 19-24	SEC Tournament	TBA
May 29-Jun 1	NCAA Regionals	TBA
June 5-8	NCAA Super Regionals	TBA
June 12-22	College World Series	TBA

Bold indicates home game
 * - Southeastern Conference game
 \$ - BRUCE BOLT College Classic (Houston, TX)
 & - Pearl, Miss.

LEADING OFF

- The Rebels have dropped three-straight games after losing the Governor's Cup game to No. 10 Mississippi State on Tuesday.
- Ole Miss took one of three last weekend against No. 5 Georgia, dropping the final two games of the series.
- The Rebels hit 14 home runs last week, five against Murray State on Tuesday and nine in the first two games against Georgia.
- Will Furniss hit three of those home runs, hitting .429 with six RBI and four walks last week.
- Ole Miss and Auburn are the only two teams in the SEC to have played or will play the four teams that currently occupy the top of the league standings.
- The Rebels come into this week ranked No. 17 by D1Baseball, No. 18 by both USA Today and the NCBWA, and No. 22 by both Perfect Game and Baseball America.
- Walker Hooks made two more appearances last weekend, picking up a save in game one against the Bulldogs. He now has a 1.14 ERA over his last 11 outings.
- Hooks is tied for the lead in saves (5) and has the second-lowest ERA (1.71) amongst qualified pitchers during SEC play.
- Owen Paino hit .385 with a home run, four RBI, and four runs scored last week.
- Over his last 17 games, Hayden Federico has hit .396 (19-for-48) with 12 walks, four HBPs, 13 RBI, and 10 runs scored.
- Judd Utermark and Tristan Bissetta have combined to hit 36 of Ole Miss' 78 (46%) home runs this season.
- Ole Miss now leads the SEC in walks drawn with 262 free passes. That is good enough for 10th in the NCAA. Dom Decker is tied for the SEC individual lead with 43 walks.
- Cade Townsend is now ranked sixth in ERA (2.33), fourth in WHIP (0.97), and third in strikeouts per nine innings (13.21) in the SEC.
- Taylor Rabe leads the SEC in strikeout-to-walk ratio during conference play, punching out 8.25 hitters for every walk he has issued.
- The Ole Miss pitching staff has struck out 515 batters, second-most in the SEC and fourth in the NCAA. Their K/9 of 11.5 is fourth in the SEC, their strikeout-to-walk ratio of 3.46 is fourth in the SEC and their ERA of 4.08 is fifth in the conference.
- Will Furniss played in his 200th game for Ole Miss in game one against Georgia, becoming just the 21st Rebel to reach that milestone.

GAME INFO

Dates: May 1-3
First Pitch (CT): 6 PM/2 PM/2 PM
Location: Fayetteville, Ark.
Venue: Baum-Walker Stadium
TV: SEC Network+/SEC Network
PxP: Brett Dolan
Analyst: Troy Eklund
Radio: Ole Miss Radio Network
PxP: David Kellum
Analyst: Brad Henderson
Live Stats: olemisssports.com/stats

SERIES HISTORY

vs. Arkansas: Ole Miss trails, 55-64. Last series was March 14-16, 2025. Arkansas won the series, 2-1.

NUMBERS TO KNOW

46 Tristan Bissetta and Judd Utermark have combined to hit 46% of Ole Miss' home runs this season.

2 Judd Utermark is two home runs shy of the Ole Miss all-time career home run record held by Kyle Gordon.

PROJECTED STARTING LINEUP

POSITION PLAYERS

Pos. No.	Name	Yr.	B/T	GP-GS	Avg.	R	H	2B	3B	HR	RBI	SLG%	BB	HBP	SO	OBP	SB-ATT
C 24	Austin Fawley	Jr.	R/R	39-39	.184	19	23	6	0	6	23	.376	20	4	59	.313	0-0
1B 36	Will Furniss	Sr.	L/R	46-46	.327	33	53	9	0	5	39	.475	33	7	40	.458	0-0
2B 12	Dom Decker	Jr.	L/R	46-46	.253	47	40	4	0	8	25	.430	43	7	32	.425	9-11
3B 27	Judd Utermark	Sr.	R/R	46-46	.310	56	54	8	0	17	40	.649	29	7	57	.427	9-10
SS 1	Brayden Randle	Jr.	L/R	40-38	.227	18	30	5	1	3	16	.348	14	5	28	.318	4-5
LF 7	Tophyr Jones	So.	R/R	22-13	.268	9	11	1	0	2	3	.439	7	5	13	.434	0-0
CF 9	Hayden Federico	So.	S/R	45-42	.277	25	38	5	0	3	20	.380	26	10	20	.420	4-4
RF 32	Tristan Bissetta	Sr.	L/L	46-46	.326	45	57	9	0	19	51	.703	30	2	60	.430	7-9
DH 6	Owen Paino	So.	L/R	28-17	.279	19	17	3	0	3	16	.475	13	1	26	.408	1-1

ON THE MOUND

Pos. No.	Name	Yr.	App-GS	W-L	ERA	IP	H	R	ER	BB	SO	2B	3B	HR	Avg.	WP	HBP
LHP 26	Hunter Elliott	Jr.	11-11	4-1	4.82	56.0	52	31	30	28	75	7	0	8	.248	3	12
RHP 10	Cade Townsend	So.	10-10	4-1	2.33	46.1	33	15	12	12	68	9	1	4	.192	2	3
RHP 50	Taylor Rabe	So.	11-5	3-3	4.24	40.1	39	19	19	5	47	6	0	7	.250	2	4

QUICK FACTS

UNIVERSITY
 NameUniversity of Mississippi (Ole Miss)
 LocationOxford, Miss.
 Founded Nov. 6, 1848
 Enrollment 28,405
 NicknameRebels
 Colors Cardinal Red & Navy Blue
 Conference Southeastern
 ChancellorDr. Glenn Boyce
 Athletics Director Keith Carter
 Faculty Athletics Representative Ron Rychlak

STADIUM INFO

Home Stadium ... Oxford-University Stadium/Swayze Field
 Capacity 11,477
 Dimensions LF-330, LC -365, CF-390
 RC-365, RF-330

COACHING STAFF

Head Coach Mike Bianco
 Alma Mater..... LSU, 1989
 Record at Ole Miss 980-579-1
 Year at Ole Miss 26th
 Overall Record (29th Season) 1,080-650-1
 Assistant Coach Carl Lafferty
 Alma Mater..... Ole Miss, 2004
 Year at Ole Miss 20th
 Assistant Coach Mike Clement
 Alma Mater..... Morningside College, 2002
 Year at Ole Miss 12th
 Assistant Coach Joel Mangrum
 Alma Mater..... Mississippi College, 2005
 Year at Ole Miss 2nd

PROGRAM HISTORY

First Year 1893
 All-Time Record 2,453-1,750-20 (.583)
 All-Time SEC Record..... 925-1,054-2 (.467)
 NCAA National Championships 1 (2022)
 SEC Regular Season Championships 7
 (1959, '64, '69, '72, '77, 2009)
 SEC Tournament Championships 3
 (1977, 2006, '18)
 SEC West Championships 15
 (1954, '56, '59, '60, '63, '64, '67, '69,
 '72, '77, '82, 2005, '09, '14, '18)
 NCAA Tournament Appearances 26
 NCAA Tournament Record 75-56 (.573)
 NCAA Regional Championships 12
 (1956, '64, '69, '72, 2005
 '06, '07, '09, '14, '19, '21, '22)
 NCAA Super Regional Appearances 8
 (2005, '06, '07, '09, '14, '19, '21, '22)
 College World Appearances 6
 (1956, '64, '69, '72, 2014, '22)
 All-America Selections 39
 All-SEC Selections 167
 MLB Draft Selections 229

TEAM INFORMATION

Letterwinners Returning/Lost 15/21
 Position Starters Returning/Lost 4/5
 Pitchers Returning/Lost 10/12
 Newcomers 19

DAILY SCHEDULE

TUESDAY	WEDNESDAY	THURSDAY	FRIDAY	SATURDAY	SUNDAY
• vs. Mississippi St 6 p.m.	• Off Day	• Travel/Practice	• at Arkansas 6 p.m.	• at Arkansas 2 p.m.	• at Arkansas 2 p.m.

* All times central and subject to change

ATHLETICS COMMUNICATIONS: Ole Miss Assistant Director of Athletic Communications Kyle Birnbrauer handles all communications duties for the Ole Miss baseball program. For any questions or special requests, contact him on his cell at (662) 816-3671 or reach him by email at kyleb@olemiss.edu.

PRACTICES/INTERVIEWS: The Rebels practice throughout the week at Oxford-University Stadium/Swayze Field, with practice typically occurring from 2-5 p.m. CT. All practices are open to the media. Media wishing to arrange interviews with coaches or players either in person or remotely should contact Assistant Director of Athletic Communications Kyle Birnbrauer. All interview requests must be made at least 24 hours in advance. Media availability for players is subject to the team's time management plan.

CREDENTIALS: Requests for credentials must be sent to Kyle Birnbrauer (kyleb@olemiss.edu) at least 24 hours prior to each game. Please only submit credential requests for games you are sure to attend. Priority will be given to media outlets and members who regularly cover Ole Miss baseball.

CREDENTIAL PICKUP/STADIUM ENTRANCE: Credentials can be picked up on gameday at the Oxford-University Stadium will call window to the left of the main gate. Gates open one hour prior to first pitch for midweek games and two hours prior to weekend games, including Thursday games of weekend series. Outside of ADA considerations, media members are not permitted to utilize the elevator or enter the Diamond Club area. Media members can access the press box using the stairs between Section M and N.

PARKING: Media parking will once again be in Lot A, adjacent to the Main Athletics Building off of Gertrude Ford Blvd. When you are approved for single-game credentials, you will also be added to the pass list for Lot A.

PHOTOGRAPHY/VIDEOGRAPHY: Still photographers may shoot from the film deck behind home plate or inside the camera wells down both base lines. Photographers are not allowed to shoot from within the dugout area. Any photographer not following the guidelines may have their credentials revoked at any time. Credentials must be clearly and properly displayed at all times. To request a credential, please contact Kyle Birnbrauer in the Ole Miss Athletics Communications office.

VISITING RADIO: Please contact the Kyle Birnbrauer in the Ole Miss Athletics Communications Office for credentials. The visiting radio booth is behind home plate on the first base side of the plate. Space for a crew of four is allowed for each broadcasting medium. As required by the SEC, Ole Miss provides phone lines for visiting radio.

POSTGAME MEDIA: Both team locker rooms are CLOSED to the media following the game, by facility policy. Selected players will be brought to the media down the first base line following a 10-minute cooling off period. Ole Miss head coach Mike Bianco will address the media approximately 10 minutes after the game following player interviews. On some occasions, the selected players and coach may also be requested for radio interviews with the Ole Miss Radio Network or national television, and will meet those obligations for interviews first.

TELEVISION INFORMATION: All Ole Miss home games not already scheduled for national television are broadcasted live on SEC Network+ via WatchESPN.com and the ESPN app. Links for these broadcasts are made available on the schedule page at OleMissSports.com, as well as in each week's preview. All other games scheduled on the ESPN family of networks can be found on the schedule page online.

LIVE STATS: Live stats are available for each Ole Miss baseball game. Links to follow will be made available online at OleMissSports.com, and can generally be found specifically in game previews or game notes. For all Rebel home games, live stats are available via StatBroadcast on the schedule page at OleMissSports.com or by visiting olemiss.statbroadcast.com.

FTP: Ole Miss offers free FTP downloads of game highlights and interviews with coaches and players for television stations to use during regularly scheduled news/sportscasts. To access the Ole Miss FTP site, please contact Jake Hromada at 440-242-1262 or jahromad@olemiss.edu. Press conferences, media opportunities, practices and any form of competition may not be broadcast live without prior consent of the athletics department. Content attained via FTP should be credited to Ole Miss Sports Productions.

OLE MISS STYLE GUIDE

NAME

Ole Miss (preferred)
 University of Mississippi
~~Mississippi~~

NICKNAME

Rebels

LOGO



COLORS

Cardinal Red (PMS 186)
 Navy Blue (PMS 2767)

2026 ROSTER

NUMERICAL

NO.	NAME	POS.	B/T	HT./WT.	YR.-EXP.	HOMETOWN/PREVIOUS SCHOOL
1	Brayden Randle	IF	L/R	5-9/175	Jr.-2L	Rockwall, Texas/Rockwall
2	Brett Moseley	OF	L/R	6-3/195	RFr.-RS	Trussville, Ala./Trussville
3	Bryden Bull	1B/OF	L/L	6-5/200	Fr.-HS	Las Vegas, Nev./Las Vegas
4	Cannon Goldin	OF	L/L	6-0/185	Fr.-HS	Buford, Ga./Buford
6	Owen Paino	IF	L/R	6-3/225	So.-1L	Poughkeepsie, N.Y./Roy C. Ketcham
7	Topher Jones	IF	R/R	6-1/215	So.-JC	Hernando, Miss./Pearl River CC
8	Tate Sirmans	UT	R/R	6-2/190	RFr.-RS	Valdosta, Ga./Lowndes
9	Hayden Federico	IF	S/R	5-11/195	So.-1L	West Monroe, La./West Monroe
10	Cade Townsend	RHP	R/R	6-1/185	So.-1L	Aliso Viejo, Calif./Santa Margarita Catholic
12	Dom Decker	IF	L/R	6-0/190	Jr.-TR	Sellersburg, Ind./Murray State
14	Cooper Johnson	LHP	L/L	6-4/220	So.-1L	Jefferson, Ga./Mountain View
16	Kelven Perera	C	R/R	6-1/225	Fr.-HS	Miami, Fla./Miami Springs Senior
17	Marko Sipila	RHP	R/R	6-4/220	Sr.-TR	Orono, Minn./San Diego State
18	Luke Romine	1B/LHP	L/L	6-1/220	Fr.-HS	Hernando, Miss./Hernando
19	Walker Hooks	LHP	L/L	6-4/265	So.-1L	Brandon, Miss./Brandon
20	Collin Reuter	C/IF	R/R	6-2/235	Sr.-1L	Olive Branch, Miss./BYU
21	Owen Kelly	RHP	R/R	6-4/220	Jr.-TR	Belleville, Ill./Saint Louis
22	Patrick Collopy	LHP	R/L	6-5/230	Jr.-JC	Austin, Texas/Temple College
23	Hudson Calhoun	RHP	R/R	6-4/210	Jr.-2L	Tupelo, Miss./McCallie
24	Austin Fawley	C	R/R	6-1/205	Jr.-1L	West Palm Beach, Fla./Kentucky
25	Daniel Pacella	OF	L/L	6-4/225	Sr.-TR	Mundelein, Ill./Illinois State
26	Hunter Elliott	LHP	L/L	6-3/215	Jr.-3L	Tupelo, Miss./Tupelo
27	Judd Utermark	IF	R/R	6-5/250	Sr.-3L	Charlotte, N.C./Charlotte Christian
28	Noah Allen	RHP	R/R	6-7/205	Fr.-HS	Watkinsville, Ga./North Oconee
29	Grayson Gibson	LHP	L/L	6-1/210	Fr.-HS	Tampa, Fla./Calvary Christian
32	Tristan Bissetta	OF	L/L	6-1/225	Sr.-TR	Greenville, S.C./Clemson
33	Landon Koenig	RHP	R/R	6-6/245	Jr.-TR	Page, N.D./North Dakota State
34	Landon Waters	RHP	R/R	6-1/210	Sr.-1L	Grenada, Miss./Meridian CC
35	Owen Hancock	RHP	R/R	6-5/205	So.-1L	Sylvester, Ga./Worth County
36	Will Furniss	IF	L/R	6-4/240	Sr.-3L	Nacogdoches, Texas/Nacogdoches
38	Terry Hayes Jr.	RHP	L/R	6-4/225	So.-JC	Renton, Wash./Bellevue College
39	Blake Ilitch	RHP	R/R	6-4/220	Fr.-HS	Detroit, Mich./Brother Rice
40	JP Robertson	RHP	R/R	6-0/190	RSo.-RS	Madison, Miss./Pearl River CC
43	Evan Farrow	RHP	R/R	6-5/205	Fr.-HS	Austin, Texas/Vandegrift
44	Jake Reigert	RHP	R/R	6-6/238	RFr.-RS	Cottage Grove, Minn./East Ridge
45	Wil Libbert	LHP	L/L	6-1/215	So.-TR	St. Thomas, Mo./Missouri
50	Taylor Rabe	RHP	R/R	6-5/200	So.-1L	Greenville, S.C./Greenville Senior
55	Leo Odom	RHP	R/R	6-2/200	Fr.-HS	Sumrall, Miss./Sumrall

ALPHABETICAL

NO.	NAME	PRONUNCIATION
28	Allen, Noah	
5	Bianco, Mike	BEE-ain-co
32	Bissetta, Tristan	bih-SET-uh
3	Bull, Bryden	
23	Calhoun, Hudson	
30	Clement, Mike	CLEM-et
22	Collopy, Patrick	
12	Decker, Dom	
26	Elliott, Hunter	
43	Farrow, Evan	
24	Fawley, Austin	FALL-ee
9	Federico, Hayden	
36	Furniss, Will	FERN-iss
29	Gibson, Grayson	
4	Goldin, Cannon	"Golden"
35	Hancock, Owen	
38	Hayes Jr., Terry	
19	Hooks, Walker	
39	Ilitch, Blake	ILL-itch
14	Johnson, Cooper	
7	Jones, Topher	
13	Keenan, Tyler	
21	Kelly, Owen	
33	Koenig, Landon	
45	Libbert, Wil	
31	Mangrum, Joel	
2	Moseley, Brett	
55	Odom, Leo	
25	Pacella, Daniel	puh-CELL-uh
6	Paino, Owen	
50	Rabe, Taylor	"Rayb"
1	Randle, Brayden	
44	Reigert, Jake	RYE-gurt
20	Reuter, Collin	ROOT-er
40	Robertson, JP	
18	Romine, Luke	ROW-mine
17	Sipila, Marko	
8	Sirmans, Tate	
10	Townsend, Cade	
27	Utermark, Judd	YOU-ter-mark
34	Waters, Landon	

COACHING AND SUPPORT STAFF

NO.	NAME	POSITION	AT OLE MISS	ALMA MATER (YEAR)
5	Mike Bianco	Head Coach	26th Season	LSU (1989)
15	Carl Lafferty	Assistant Coach	20th Season	Ole Miss (2004)
30	Mike Clement	Assistant Coach	12th Season	Morningside (2002)
31	Joel Mangrum	Assistant Coach	2nd Season	Mississippi College (2005)
13	Tyler Keenan	Student Assistant	2nd Season	Ole Miss (2020)
	Chris Cleary	Coordinator of Baseball Operations	8th Season	Menlo (2012)
	Chris Goudoras	Director of Analytics	9th Season	Bentley (2015)
	Drew Bianco	Director of Player Development	3rd Season	Houston (2023)
	Josh Porter	Senior Athletic Trainer	14th Season	UNCG (2007)
	John Carello	Strength and Conditioning	5th Season	Kean University (2019)

BY STATE

NO.	STATE	NO.	STATE
1	Alabama	1	Missouri
1	California	1	Nevada
3	Florida	1	New York
5	Georgia	1	North Carolina
2	Illinois	1	North Dakota
1	Indiana	2	South Carolina
1	Louisiana	4	Texas
1	Michigan	1	Washington
2	Minnesota		

APRIL SHOWERS

After a month of March in which they hit .231, the Ole Miss offense bloomed in the month of April, hitting .268 with 118 runs scored, 28 home runs, and 23 doubles as a unit. They slugged .468 with an on base percentage of .396 over their 16 games.

Hayden Federico hit .383 with 13 RBI and an OPS of 1.127 in the month of April. Will Furniss hit .351 with three home runs, 18 RBI, and an OPS of 1.072 in the month of April.

HOOK 'EM

Walker Hooks has earned three wins, five saves, and pitched to a 1.14 ERA over his last 11 appearances out of the bullpen. He has struck out 26 batters and walked just four over 23.2 innings of work.

Hooks has allowed more than one earned run just twice this season over 17 appearances and has emerged as the team's best closing option. He has converted a save in four of his last five outings. He tied with Texas' Sam Cozart and Texas A&M's Clayton Freshcorn for the most saves in conference play with five.

SEC PLAYER OF THE WEEK (x2)

Tristan Bissetta was named SEC Co-Player of the Week and Cade Townsend was named SEC Co-Pitcher of the Week after the two led the Rebels to wins over Southern Miss and Tennessee in week ten.

Townsend was the first Rebel to earn Pitcher of the Week honors since Gunnar Hoglund in May of 2021. Bissetta was the first to be named Player of the Week since Issac Humphrey won it in March of last year.

Bissetta hit a home run in each game the Rebels played, hitting .500 with four home runs, three doubles, 10 RBI, and seven runs scored. He slugged 1.333 with an OPS of 1.883 and launched a 424-foot grand slam on Saturday to help clinch the series.

Townsend put together his third-consecutive quality

start on Saturday against Tennessee, locking down the series win for the Rebels. The sophomore took a no-hit bid into the sixth inning and would leave the game after six shutout innings. He allowed just four baserunners while striking out seven.

CALIFORNIA DEALIN'

Cade Townsend put together three-consecutive quality starts from April 4 to April 18. He was the first Rebel to accomplish that feat since both Hunter Elliott and Dylan DeLucia did it in 2022.

Elliott did it twice his freshman season, including a stretch during the postseason starting in the super regional against Southern Miss and his next two starts in the College World Series against Arkansas and Oklahoma.

DeLucia did it in April of 2022 against South Carolina, Mississippi State, and Arkansas.

FED STAYS HOT

Over his last 17 games, Hayden Federico has hit .396 (19-for-48) with 12 walks, four HBPs, 13 RBI, and 10 runs scored. He has struck out just five times during that stretch. The sophomore switch hitter is hitting .343 in conference play with 12 RBI and 11 runs scored.

KING OF NEW YORK

After only appearing in 13 games to start the season, Owen Paino has appeared in 15 of Ole Miss' last 16 games getting starts at DH, shortstop, and third base. During that time, the sophomore is hitting .289 (13-for-45) with an OPS of 1.002. He has hit three home runs, three doubles, driven in 12 runs, and scored 14 times with 10 walks and a stolen base.

THE REBELS' RECORD WHEN...

Category	Overall	SEC
Overall	31-15	11-10
Home	24-6	6-6
Away	5-6	5-4
Neutral	2-3	0-0
vs. Ranked teams	10-12	9-9
Day games	19-8	5-6
Night (5 p.m. or later) games	12-7	6-4
In February	10-1	0-0
In March	10-9	3-6
In April	11-5	8-4
In May	0-0	0-0
In June	0-0	0-0
vs. Left-handed starters	10-7	1-5
vs. Right-handed starters	21-8	10-5
One-run games	4-3	2-1
Two-run games	2-3	2-3
5+ run games	16-6	3-5
In extra innings	1-2	1-1
Shutouts	2-1	1-1
Scoring first	16-6	4-4
Scoring in 1st inning	17-2	3-2
Scoring 0-2 runs	0-10	0-7
Scoring 3-5 runs	4-4	2-2
Scoring 6-9 runs	15-1	6-1
Scoring 10 or more runs	12-0	3-0
Leading after six innings	24-1	6-0
Tied after six innings	1-1	1-0
Trailing after six innings	6-13	4-10
Leading after seven innings	25-2	7-1
Tied after seven innings	2-1	1-0
Trailing after seven innings	4-12	3-9
Leading after eight innings	21-2	8-1
Tied after eight innings	1-1	0-0
Trailing after eight innings	2-12	2-9
Outhitting the opponent	21-0	5-0
Outhit by the opponent	6-14	3-9
Same number of hits as opponent	4-1	3-1
Hitting a home run	29-7	11-4
Not hitting a home run	2-8	0-6
Allowing a home run	18-9	7-6
Not allowing a home run	13-6	4-4
Making no errors	17-4	7-3
Making one error	9-6	1-4
Making two or more errors	5-5	3-3
Opponent makes no errors	15-8	6-6
Opponent makes one error	10-3	2-2
Opponent makes two or more errors	6-4	3-2
In navy jerseys	9-4	6-2
In red jerseys	5-6	3-4
In pinstripe jerseys	5-1	1-0
In powder blue jerseys	4-1	0-1
In cream jerseys	8-3	1-3

IN THE DUGOUT/WHERE THEY ARE ON THE FIELD



Mike Bianco
Pitching Changes



Carl Lafferty
Dugout



Mike Clement
3rd Base/Dugout



Joel Mangrum
Mound Visits/Dugout

HIGH QUALITY

For the first time since 2019, all three Rebel starting pitchers in a series put together quality starts in Ole Miss' sweep of LSU. All three had very similar lines, working six innings, allowing two runs, and just one walk each.

Hunter Elliott worked six innings and allowed eight hits and two earned runs on Friday night. He struck out eight batters and issued just one walk. It was his second quality start of the season.

Cade Townsend worked six innings and allowed six hits and two earned runs on Saturday. He also struck out eight batters and issued just one walk. It was his second consecutive quality start of the season.

Taylor Rabe took a no-hit bid into the seventh inning on Sunday but did not record an out in the seventh giving him six innings with two earned runs. He struck out five batters while also issuing just one walk in what was the first quality start of his career.

MOVING ON UP

Hunter Elliott continues his campaign to become just the third pitcher in program history to reach the 300-strikeout mark.

Ole Miss Career Strikeout List

1. Drew Pomeranz	344
2. Lance Lynn	332
3. Hunter Elliott	291
4. Jeff Calhoun	282
5. Mark Holliman	281
6. Doug Nikhazy	259
7. Scott Bittle	257
8. Brett Bukvich	245

CLIMBING THE CHARTS

After homering twice against Murray State, Judd Utermark now sits at 46 career home runs which is two shy of the Ole Miss all-time record. He is currently tied with Ole Miss legend Tim Elko on the career list.

Utermark is just the seventh Rebel to hit 40 home runs in their career.

Ole Miss Career Home Run List

1. Kyle Gordon	48
2. Tim Elko	46
2. Judd Utermark	46
4. Matt Smith & Matt Snyder	41
5. Brad Henderson & Jacob Gonzalez	40
6. Kevin Graham	38
7. Burney Hutchinson & Stephen Head	37
8. David Dellucci & Michael Rosamond	36

RETURN OF TB



Transfer senior Tristan Bissetta comes into the weekend ranked third in the SEC in home runs (19), fifth in total bases (123), fifth in RBI (51), seventh in slugging percentage (.703), seventh in RBI per game (1.11), and 13th in runs scored (45).

The senior transfer leads the team in most offensive categories including batting average, slugging percentage, hits, RBI, home runs, and total bases. He has already set career highs in home runs, RBI, hits, doubles, walks, and total bases.

Bissetta has four multi-homer games under his belt, coming against Jackson State, Baylor, Austin Peay, and Kentucky. He had just one in his entire career before coming to Ole Miss.

He became the fastest Rebel to hit 13 home runs in a season, hitting his 13th home run on March 19, just 23 games into the year.

On February 18 against Jackson State, Bissetta hit two home runs in the third inning, becoming the first Rebel to accomplish the feat in almost a decade. Nick Fortes was the last Rebel to hit two home runs in the same inning, doing so in 2017 against ULM.

REBELS IN THE SEC/NCAA	
TEAM	VALUE
	 

RANKINGS ROUNDUP																	
	Preseason	1	2	3	4	5	6	7	8	9	10	11	12	13	14	15	Final
Baseball America	16	16	11	17	16	19	17	--	--	24	22	22	--	--	--	--	--
D1Baseball	--	--	25	--	--	--	18	--	25	25	17	17	--	--	--	--	--
NCBWA	RV	RV	25	--	--	--	20	--	--	22	19	18	--	--	--	--	--
Perfect Game	--	--	--	--	--	--	19	--	--	25	19	22	--	--	--	--	--
USA Today	RV	--	21	--	24	24	18	--	--	23	18	18	--	--	--	--	--

WELCOME TO THE SHOW

Brett Moseley and Tate Sirmans each launched a home run for their first collegiate hit Opening Weekend against Nevada. Moseley hit a pinch-hit, two-RBI home run in the eighth inning of game one and Sirmans hit a solo shot in the fourth inning of game two. It was also Sirmans' first career start.

Moseley and Sirmans join a decent sized list of Rebels who hit a home run for their first career hit. Will Furniss and Judd Utermark each hit a pinch-hit home run for their first hits in 2023 when they were freshmen. Austin Fawley also hit a home run for his first career hit as a redshirt freshman at Kentucky in 2024.

BIG GAME HUNTER

Hunter Elliott returns to the Ole Miss rotation as the most experienced pitcher on the staff. He turned in one of the best seasons in Rebel history last year, becoming just the fifth pitcher to record a 10-win, 100-strikeout season finishing with a 10-3 record and 102 punchouts. He also became just the fourth pitcher

in program history to record 100+ strikeouts in two different seasons. His 2.94 ERA was the lowest by a Rebel starting pitcher since his freshman season when he finished with an ERA of 2.70.

Elliott is the only returning pitcher in the country to have earned 10+ wins and struck out 100+ hitters in 2025.

BRING THE BOOM

The Ole Miss offense set a new program record for home runs in a season in 2025, crushing 124 home runs. It was just the second time in program history that an Ole Miss team has cracked the 100-home run mark.

The Rebels finished fifth nationally in total home runs, ninth nationally in home runs per game (1.94), and 13th nationally in walks drawn (345). They were one of just four programs in the country to have two 20+ home run hitters and one of six programs to finish with 100+ home runs, 100+ doubles, and 100+ hit

REBEL RECOGNITION

HUNTER ELLIOTT

- Golden Spikes Award Preseason Watch List
- Preseason All-American (D1Baseball, NCBWA, Perfect Game, The Diamond Report, Just Baseball Media)
- Preseason All-SEC First Team
- D1Baseball Top 200 Starting Pitchers (5)

JUDD UTERMARK

- Preseason All-American (NCBWA)
- D1Baseball Top 50 Third Basemen (10)

AUSTIN FAWLEY

- Buster Posey Award Preseason Watch List
- D1Baseball Top 50 Catchers (8)

WILL FURNISS

- Preseason All-SEC Third Team
- D1Baseball Top 50 First Basemen (30)
- Perfect Game Top 100 Seniors (50)

DOM DECKER

- D1Baseball Top 50 Second Basemen (26)

DANIEL PACELLA

- D1Baseball Top 100 Outfielders (59)
- D1Baseball Top 50 Transfer Portal Hitters (27)
- Baseball America College Baseball Transfer Top 100 (47)

CADE TOWNSEND

- D1Baseball Top 200 Starting Pitchers (117)
- Perfect Game Top 100 Sophomores (85)

LONDON KOENIG

- D1Baseball Top 150 Relief Pitchers (51)

OWEN KELLY

- D1Baseball Top 150 Relief Pitchers (78)
- D1Baseball Top 50 Transfer Portal Pitchers (10)
- Baseball America College Baseball Transfer Top 100 (62)

MARKO SIPILA

- D1Baseball Top 50 Transfer Portal Pitchers (42)

OWEN PAINO

- Perfect Game Top 100 Sophomores (43)

HAYDEN FEDERICO

- Perfect Game Top 100 Sophomores (77)

CANNON GOLDIN

- Perfect Game Top 500 Fresh Arrivals on Campus (98)
- D1Baseball Top 100 Freshmen on Campus (61)

BLAKE ILITCH

- Perfect Game Top 500 Fresh Arrivals on Campus (120)
- D1Baseball Top 100 Freshmen on Campus (96)

BRYDEN BULL

- Perfect Game Top 500 Fresh Arrivals on Campus (131)

NOAH ALLEN

- Perfect Game Top 500 Fresh Arrivals on Campus (258)

THE LAST TIME...

Ole Miss

Shut out an Opponent.....	March 19, 2026 vs. #15 Kentucky (W, 5-0)
Completed a three-game sweep	April 10-12 2026 vs. #24 LSU (W, 6-3, 12-2, 8-7)
Swept a Ranked Opponent.....	April 10-12 2026 vs. #24 LSU (W, 6-3, 12-2, 8-7)
Scored 15+ Runs	April 21, 2026 vs. Murray State (W, 19-2 (7))
Scored 20+ Runs	April 9, 2025 vs. Alcorn State (W, 29-1 (7))
Scored 25+ Runs	April 9, 2025 vs. Alcorn State (W, 29-1 (7))
Scored 9 runs in one inning	April 21, 2026 vs. Murray State (5th inning, 9 runs, W, 19-2 (7))
Scored 10 runs in one inning	February 25, 2024 vs. High Point (1st inning, 11 runs, W, 25-2)
Had 20+ Hits.....	April 9, 2015 vs. Alcorn State (W, 29-1, 23 hits)
Hit 2+ home runs in one inning.....	April 25, 2026 vs. #5 Georgia (W, Furniss, H. Federico, D. Decker, 8th inning)
Defeated a No. 1 ranked team.....	May 24, 2025 vs. #1 LSU (W, 2-0)
Defeated a Top 5 ranked team	April 25, 2026 at #5 Georgia (W, 10-8)
Defeated a Top 10 ranked team.....	April 25, 2026 at #5 Georgia (W, 10-8)
Won a series over a Top 5 ranked team.....	May 10-12, 2024 vs. #2 Texas A&M
Won a series over Top 10 ranked team.....	May 15-17, 2025 vs. #6 Auburn
Every starter recorded at least one hit, one RBI and one run.....	April 21, 2015 vs. Central Arkansas (W, 18-4)
Had a walk-off victory	April 7, 2026 vs. Alcorn State (W, 11-1 (7))
Rallied from a 5-run deficit for a victory.....	April 25, 2026 vs. #5 Georgia (Trailed 8-0, Won 10-8)
Rallied in the ninth for a victory.....	April 4, 2026 at #21 Florida (Trailed 0-2, Won 5-2)

A Rebel

Hit two home runs in a game.....	Will Furniss, April 25, 2026 vs. #5 Georgia (2)
Hit two home runs in the same inning.....	Tristan Bissetta, February 18, 2026 vs. Jackson State (3rd inning)
Hit three home runs in a game.....	Andrew Fischer, March 16, 2024 vs. South Carolina (3)
Hit a grand slam.....	Austin Fawley, April 25, 2026 vs. #5 Georgia
Teammates hit a grand slam in the same game.....	Kevin Graham and Tim Elko, March 2, 2022 vs. ULM
Hit a lead-off home run to begin the game	Judd Utermark, March 31, 2026 vs. Little Rock
Hit a pinch-hit home run	Brett Moseley, February 28, 2026 vs. Ohio State
Had five hits in a game	Kevin Graham, May 8, 2022 vs. Missouri (5)
Had six hits in a game.....	Tommy Nichols, April 5, 1967 vs. Delta State
Had six RBI in a game.....	Daniel Pacella, March 6, 2026 vs. Evansville (6)
Had eight RBI in a game.....	Calvin Harris, May 6, 2023 at Missouri (10)
Had 10 RBI in a game.....	Calvin Harris, May 6, 2023 at Missouri (10)
Hit back-to-back HRs.....	Will Furniss & Hayden Federico, April 25, 2026 vs. #5 Georgia
Had a walk-off hit/plate appearance	Owen Paino, April 7, 2026 vs. Alcorn State (W, 11-1(7))
Hit a walk-off HR.....	Will Furniss, February 24, 2026 vs. Southeast Missouri State (W, 13-3(7))
Struck out 10 hitters in a game.....	Hunter Elliott, February 27, 2026 vs. Baylor (11)
Struck out 10 hitters in his debut.....	Will Ethridge, Feb. 21, 2017 vs. Arkansas State
Reliever recorded at least 10 strikeouts	Will Ethridge (10), April 12, 2018 vs. Arkansas
Threw a nine-inning complete game.....	Dylan DeLucia, June 23, 2022 vs. Arkansas (W, 2-0)
Threw a perfect game	None
Threw a no-hitter.....	Doug Nikhazy, Drew McDaniel and Jackson Kimbrell, Feb. 21, 2020 vs. Xavier (W, 13-0)
Threw a one-hitter.....	Doug Nikhazy, Apr. 17, 2021 at #3 Mississippi State (W, 9-0)
Threw a two-hitter	Cade Townsend, Landon Waters, Hudson Calhoun, Walker Hooks April 18, 2026 at Tennessee (W, 8-1)

by pitches.

There are only 16 returning players who hit 20 or more home runs in 2025 and three of them will be in Ole Miss' Opening Day lineup: Judd Utermark, Austin Fawley, and Daniel Pacella.

BASH BROS

Judd Utermark and Austin Fawley both broke the 20-home run mark in 2025, becoming the first pair of Rebel teammates in program history to each hit 20+ home runs in a single season.

Utermark finished with 22 home runs, the second-most by a Rebel in a single season, just two shy of the program record of 24 set by Tim Elko in 2022.

The 2025 Rebels finished with three hitters with 15+ home runs for the first time in program history and six hitters with 10+ home runs, also for the first time in program history.

IMPROVEMENT ON THE MOUND

In the first season under pitching coach Joel Mangrum, the Ole Miss pitching staff finished sixth nationally in total strikeouts. They struck out 669 hitters, 127 more than their total from 2024, which was the largest increase in the country.

The staff also finished 12th nationally in strikeouts per nine innings, averaging 10.8 strikeouts per game.

MISCELLANEOUS STATS

Multiple Hit Games	2	3	4	5+	Total
Tristan Bissetta	17	3	1	-	21
Will Furniss	11	5	-	-	16
Judd Utermark	11	2	1	-	14
Hayden Federico	10	1	-	-	11
Dom Decker	9	1	-	-	10
Collin Reuter	8	1	-	-	9
Brayden Randle	4	1	-	-	5
Owen Paino	3	1	-	-	4
Topher Jones	4	-	-	-	4
Cannon Goldin	2	-	-	-	2
Austin Fawley	1	1	-	-	2
Daniel Pacella	1	-	-	-	1
Tate Sirmans	1	-	-	-	1
TEAM	82	16	2	0	100

Hitting Streaks	Longest	Current
Judd Utermark	10	-
Will Furniss	10	1
Tristan Bissetta	10	-
Collin Reuter	10	1
Austin Fawley	9	-
Owen Paino	7	-
Dom Decker	6	1
Hayden Federico	6	-
Brayden Randle	5	4
Topher Jones	3	-
Daniel Pacella	3	-
Brett Moseley	2	-
Tate Sirmans	2	-
Cannon Goldin	2	-
Kelven Perera	1	-
Luke Romine	1	-

Multiple RBI Games	2	3	4	5+	Total
Tristan Bissetta	3	5	4	1	13
Will Furniss	7	1	3	-	11
Judd Utermark	4	2	1	2	9
Collin Reuter	5	3	-	-	8
Austin Fawley	3	2	2	-	7
Daniel Pacella	2	-	1	1	4
Dom Decker	2	1	1	-	4
Hayden Federico	3	1	-	-	4
Brayden Randle	3	-	-	-	3
Owen Paino	-	2	1	-	3
Brett Moseley	1	-	1	-	2
Cannon Goldin	2	-	-	-	2
Kelven Perera	1	-	-	-	1
TEAM	36	17	14	4	71

Reached Base Streaks	Longest	Current
Judd Utermark	22	-
Dom Decker	22	8
Austin Fawley	15	-
Collin Reuter	15	1
Tristan Bissetta	15	2
Hayden Federico	14	-
Will Furniss	14	14
Owen Paino	9	-
Brayden Randle	8	5
Cannon Goldin	7	-
Topher Jones	6	6
Daniel Pacella	5	1
Luke Romine	3	-
Brett Moseley	3	-
Tate Sirmans	3	-
Kelven Perera	2	2

AROUND THE SEC

SEC STANDINGS
(Week 12)

Team	SEC	Pct.	Overall	Pct.	Last 10	Streak
Georgia	15-6	.714	35-11	.761	6-4	W3
Texas A&M	14-6	.700	34-8	.810	9-1	W3
Texas	13-7	.650	33-9	.786	6-4	W2
Mississippi State	13-8	.619	35-10	.778	9-1	W9
Auburn	12-9	.571	30-13	.698	7-3	W1
Arkansas	11-10	.524	29-16	.644	7-3	L1
Florida	11-10	.524	29-16	.644	3-7	L2
Ole Miss	11-10	.524	31-15	.674	6-4	L3
Oklahoma	11-10	.524	29-14	.674	7-3	L1
Alabama	10-11	.476	29-16	.644	3-7	L2
Tennessee	10-11	.476	30-15	.667	7-3	W3
Vanderbilt	10-11	.476	27-19	.587	6-4	W1
Kentucky	9-12	.429	27-15	.643	3-7	W1
South Carolina	7-14	.333	22-24	.478	5-5	L2
LSU	6-15	.286	25-21	.543	3-7	W1
Missouri	4-17	.190	21-23	.477	1-9	W1

PLAYER OF THE WEEK

Week 1	Caden Sorrell, Texas A&M
Week 2	Braden Holcomb, Vanderbilt
Week 3	Brendan Lawson, Florida
Week 4	Temo Becerra, Texas
Week 5	Ethan Hindle, Kentucky
Week 6	Daniel Jackson, Georgia
Week 7	Brendon Brock, Oklahoma
Week 8	Brady Neal, Alabama
Week 9	Seth Dardar, LSU
Week 10	Gavin Grahovac, Texas A&M
Week 11	Cade Arrambide, LSU
Week 12	Tre Phelps, Georgia
Week 13	TJ Pompey, Arkansas
Week 14	Tristan Bissetta, Ole Miss
Week 15	Daniel Jackson, Georgia
Week 16	Eric Guevara, Auburn

PITCHER OF THE WEEK

Week 1	LJ Mercurius, Oklahoma
Week 2	Dylan Volantis, Texas
Week 3	Colin Fisher, Arkansas
Week 4	Josh Gunther, South Carolina
Week 5	Jackson Sanders, Auburn
Week 6	Dylan Vigue, Georgia
Week 7	Jake Marciano, Auburn
Week 8	Tomas Valincius, Mississippi State
Week 9	Tyler Fay, Alabama
Week 10	Ruger Riojas, Texas
Week 11	Jackson Barberi, Florida
Week 12	Aiden Sims, Texas A&M
Week 13	Alex Petrovic, Auburn
Week 14	Amp Phillips, South Carolina
Week 15	Cade Townsend, Ole Miss
Week 16	Duke Stone, Mississippi State
Week 17	Tegan Kuhns, Tennessee

FRESHMAN OF THE WEEK

Week 1	Cord Rager, Oklahoma
Week 2	Cash Strayer, Florida
Week 3	Ethin Bingaman, Auburn
Week 4	Will Craddock, South Carolina
Week 5	Mason McCraine, Auburn
Week 6	Sam Cozart, Texas
Week 7	Wyatt Nadeau, Vanderbilt
Week 8	Jacob Parker, Mississippi State
Week 9	Jorian Wilson, Texas A&M
Week 10	Anthony Pack Jr., Texas
Week 11	Blaize Ward, Missouri
Week 12	Cam Appenzeller, Tennessee
Week 13	Sam Cozart, Texas
Week 14	Mason McCraine, Auburn
Week 15	Ethin Bingaman, Auburn
Week 16	Trent Grindlinger, Tennessee

MIKE BIANCO

RUN DOWN

Ole Miss named Mike Bianco head coach of the Rebel baseball program on June 7, 2000. Since then, Bianco has become the winningest coach in program history, led the Rebels to the only national championship in program history and established Ole Miss as one of the premier programs in college baseball.

In 25 seasons leading the program, Bianco has delivered 19 postseason appearances, including eight Super Regional berths and a pair of trips to the College World Series. He has racked up 949 victories, holding a 949-564-1 (.627) record. Those wins are the most in Rebel baseball history and rank second all-time among active coaches in the SEC. He also stands as the longest-active coach in the SEC among the sports of baseball, men's basketball and football. The Rebels have reached the 30-win plateau in all but two of Bianco's 25 full seasons, including 11 40-win campaigns, proving that the Rebels don't rebuild under Bianco—they reload.

To become the all-time winningest coach in Ole Miss history, Bianco passed Rebel legend Jake Gibbs with his 486th win on March 9, 2013, against Lipscomb in non-conference action. A road SEC win at Texas A&M on May 8, 2021 gave Bianco 900 for his career, including 800 in a Rebel uniform to become one of 27 active head coaches with 900 career victories and one of five in the SEC alongside South Carolina's Paul Mainieri, Arkansas' Dave Van Horn, Vanderbilt's Tim Corbin, and Texas' Jim Schlossnagle.

Bianco earned the 1,000th win of his career in the second game of a doubleheader against Georgia on April 20, 2024. He is one of only 17 active NCAA baseball coaches with over 1,000 wins in their career.

The winning tradition has led to a wealth of success in the nation's strongest baseball conference. Under Bianco, the Rebels have won four SEC Western Division titles, two SEC Tournament titles and one SEC regular-season championship, coming in 2009. Ole Miss captured the SEC Tournament title in 2006 and again in 2018. The Rebels also won the SEC West crown in 2018, becoming just the second in program history to win both a divisional and tournament title in the same season.

National Champion Rebels

In a career that has been filled with memorable seasons, the pinnacle without a doubt came during the 2022 campaign. Once sitting at 7-14 in the SEC and left for dead by fans and media across the country, Bianco's Rebels responded with one of the most miraculous turnarounds in college baseball history to not only right the ship, but finish on top.

Ole Miss finished 7-2 over its last three SEC series, including its first-ever sweep over LSU in Baton Rouge, to bolster its resume and ultimately garner the very last bid into the NCAA Tournament.

Despite Rebel captain Tim Elko's warning of "don't let the Rebs get hot," the college baseball world did just that.

Once in the postseason, the Rebels never looked back, cruising through three-straight wins to claim the Coral Gables Regional and topping Southern Miss in the Hattiesburg Super Regional to advance to Omaha for the second time under Bianco.

Even at the College World Series, the Rebels couldn't be cooled down as Ole Miss defeated Auburn and took down Arkansas twice to advance to the championship series against Oklahoma. After Bianco's bunch eased past the Sooners in game one, an eighth-inning rally sealed the deal, securing the program's first national championship.

Following the triumphant season, the longtime Rebel skipper was tabbed the National Coach of the Year by D1Baseball, USA Baseball, the ABCA, and Collegiate Baseball. It was the second season in which Bianco was named the national coach of the year, receiving the honor from Collegiate Baseball after leading Ole Miss to a 16-1 start to the 2020 season prior to the halting of play due to the COVID-19 pandemic.

MLB Rebs

The excellence on the field has not gone unnoticed over the past 25 seasons under Bianco. The Rebels have seen 146 Major League Baseball draft picks in that time, including a combined 47 in the past eight seasons.

At least three Rebels have been selected in each of the past 21 full seasons of the Bianco Era. Prior to Bianco's arrival, Ole Miss eclipsed four draftees just three times.

In the Bianco Era, Rebel pitchers have accounted for 84 selections in the MLB Draft, including three first-rounders. Drew Pomeranz was selected fifth overall in 2010, becoming the highest-selected Rebel ever, part of a class that featured five Ole Miss pitchers taken in the top 100 picks. Ryan Rolison joined Pomeranz as a first-round selection in 2018 when he was taken 22nd overall by the Colorado Rockies. Gunnar Hoglund became the third Rebel pitcher coached by Bianco selected in the first round, earning the No. 19 pick from the Toronto Blue Jays.

Bianco has also tutored 20 catchers who have gone on to sign professional contracts. In 2018 and 2019, three Rebels were drafted as catchers in the top six rounds. Nick Fortes signed with the Miami Marlins after they chose him in the fourth round in 2018, while Thomas Dillard (5th Round - Milwaukee Brewers) and Cooper Johnson (6th Round - Detroit Tigers) were quickly taken off the board in 2019. Hayden Dunhurst and Calvin Harris have added to the recent run of Rebel backstops drafted highly, with Dunhurst being selected in the sixth round by the Kansas City Royals in 2022 and Harris going to the Chicago White Sox in the fourth round in 2023.

In his 31 years as either an assistant or head coach at Northwestern State, LSU, McNeese State and Ole Miss, Bianco has coached 187 players who have gone on to sign professional contracts. Among those 187 players, 38 have made Major League rosters, including 27 Rebels in the past 25 seasons.



QUICK HITS

POSITION	HEAD COACH
HOME TOWN	SEMINOLE, FLA.
ALMA MATER	LSU, 1989
CAREER RECORD	1080-650-1 (29 SEASONS)
OLE MISS RECORD	980-579-1 (26 SEASONS)

T.J. Beam (New York Yankees) was the first player from the Bianco Era to be called up in 2006, followed by Seth Smith (Colorado) in 2007 and Matt Tolbert (Minnesota) in 2008. Chris Coghlan (Florida) was named the 2009 National League Rookie of the Year, while Matt Maloney (Cincinnati) made his MLB debut that same season. Alex Presley (Pittsburgh) became the sixth Bianco-coached Rebel to get the call to the majors in 2010.

Right-hander Lance Lynn (St. Louis), shortstop Zack Cozart (Cincinnati) and left-hander Drew Pomeranz (Colorado) became the next crop of players to make their Major League debuts, getting the call to the big leagues in 2011. Those call ups gave the Rebels eight players active in the Majors in the 2011 season, the second most of any Southeastern Conference team that season. Seven players appeared on Major League rosters in the 2013 season, including the call up of right-hander Phillip Irwin (Pittsburgh) that year. Right-hander Aaron Barrett (Washington) made his Major League debut on March 31, 2014.

Matt Tracy was called up to the big leagues by the New York Yankees, April 11, 2015, and made his debut later that day. Just over one month later, another former Rebel

pitcher made his Major League debut as David Goforth began pitching out of the bullpen for the Milwaukee Brewers. In 2016, Mike Mayers (St. Louis) became the 14th Bianco-coached Rebel to see his big league dream come true, earning a start for the Cardinals against the Los Angeles Dodgers on Sunday Night Baseball.

Johnny Bench Award winner Stuart Turner saw his dream come true when he made the Cincinnati Reds roster to start the 2017 season. Less than a month into the season, the Oakland Athletics called up Bobby Wahl as the next Rebel to make his MLB debut. Braxton Lee earned MLB Reb when he earned a spot on the 2018 Opening Day roster for the Miami Marlins.

Two more Rebels added their names to the MLB ranks in 2019 as pitchers Chris Ellis (Kansas City) and Jacob Waguespack (Toronto) toed the rubber in the bigs and former backstop Nick Fortes reached the majors in 2021, clobbering a home run in his debut with the Marlins. Chad Smith became the final Rebel to make it to the "big leagues" in 2022, debuting for the Colorado Rockies.

Two former Rebels made their Major League debuts in 2023 as Grae Kessinger achieved his dream with the Houston Astros and James McArthur put together a stellar month of September on the mound for the Kansas City Royals.

A record four former Rebels made their MLB debuts in 2025: Doug Nihazy with the Cleveland Guardians, Gunnar Hoglund with the Athletics, Tim Elko with the Chicago White Sox, and Ryan Rolison with the Colorado Rockies.

Award-Winning Rebels

On the field, Bianco has established a tradition of developing some of the nation's top players, as the Rebels have seen a combined 95 selections to All-America and Freshman All-America teams over the past 25 seasons.

Hunter Elliott was the most recent Rebel to earn All-America honors, being named to the Third Team by the NCBWA in 2025. Kemp Alderman was also named an All-American by both the NCBWA and the ABCA in 2023.

Three Rebels received All-American nods during Ole Miss' national championship campaign in 2022. College World Series Most Outstanding Player Dylan DeLucia was named a Third Team All-American by Baseball America, while three-time Rebel captain Tim Elko landed on the NCBWA's Third Team All-America squad. Rookie hurler Hunter Elliott received three different Freshman All-American designations, receiving plaudits from Collegiate Baseball, Perfect Game and D1Baseball.

During the 2021 campaign, Doug Nihazy became the program's fourth two-time All-American and its third unanimous All-American. Taylor Broadway and Jacob Gonzalez joined Nihazy on the All-American teams, Gonzalez being just the second true freshman in program history, alongside Stephen Head, to be named an All-American. Gonzalez was also tabbed as a freshman All-American along with TJ McCants, giving Ole Miss two or more Freshman All-Americans for six consecutive seasons, a total of 14 in that span.

Ole Miss also became the first school to produce two different finalists for the Johnny Bench Award in consecutive seasons when Stuart Turner and Will Allen

were named as finalists in 2013 and 2014, respectively. Turner claimed the award in 2013, becoming the first catcher in program history to be tabbed as the national catcher of the year. Nick Fortes and Hayden Dunhurst carried on the tradition in 2018 and 2021, earning Johnny Bench Award semifinalist nods.

Grae Kessinger added to the award-winning tradition in 2019. The Rebel legacy was named the Brooks Wallace Award Winner, given annually to the nation's top shortstop, becoming the first player in program history to win the award.

Another Rebel shortstop made history in 2021 when Jacob Gonzalez became the program's first National Freshman of the Year, bestowed by D1Baseball.

The Rebels have totaled 80 All-SEC nods under Bianco. Most recently, Mason Morris, Luke Hill, and Hayden Federico were each named to the 2025 All-SEC Second Team.

Bianco's Rebels have brought home a number of awards from the league office as well, including Stephen Head's SEC Player of the Year laurel in 2004, Drew Pomeranz earning SEC Pitcher of the Year honors in 2010 and the Rebels' trio of SEC Freshman of the Year winners: Seth Smith in 2002, Head in 2003 and Jordan Henry in 2007. In 2021, Tim Elko became the program's first SEC Scholar-Athlete of the Year.

Bianco has also coached six C Spire Ferriss Trophy winners, given annually to the best college baseball player in Mississippi. Head was the first to win it in 2004, followed by Brian Pettway in 2005, Scott Bittle in 2008, Pomeranz in 2010 and Auston Bousfield in 2014. Kemp Alderman won the award in 2023, bringing the trophy back to Oxford for the first time in almost a decade.

The Rebels have also celebrated great academic success under Bianco. Nine of his Rebels have been named CoSIDA Academic All-District. The SEC's First-Year Academic Honor Roll has included 114 Bianco-coached Rebels, while 280 student-athletes have been selected to the SEC Academic Honor Roll.

National Treasure

Bianco's on-field accomplishments have been recognized nationally, as the Rebel skipper was tapped as the manager of the USA Collegiate National Team before the start of the 2022 season. Under Bianco, the boys in Red, White and Blue earned the Bronze Medal at Honkbalwek in Haarlem, Netherlands.

Three Rebel players joined Bianco on the Collegiate National Team, with Jacob Gonzalez and Hunter Elliott making the travel squad that competed in The Netherlands and Mason Nichols earning a spot on the initial Collegiate National Team training camp roster that competed in the Stars vs. Stripes intrasquad series in North Carolina.

Ole Miss has a strong history with Team USA. Twelve Rebels have competed internationally for USA Baseball in the Bianco Era. Seth Smith and Stephen Head both competed for the 2003 edition of the Collegiate National Team. Zack Cozart made the national squad in 2006, and Cody Satterwhite and Lance Lynn kept that going in 2007.

Drew Pomeranz became the sixth Rebel to sport the

American flag uniform in 2009, followed by Bobby Wahl in 2012 and Dallas Woolfolk in 2017. Parker Caracci carried on the tradition in 2018, earning a spot on the Team USA roster, where he posted a perfect 0.00 ERA with two saves and opposing batting average of .094 in 9.2 innings of work. Doug Nihazy made it three straight seasons with a Rebel arm wearing the Stars and Stripes, earning a spot on the 24-man roster for the 2019 summer.

Electric Atmosphere at Swayze

The excitement on the field has spilled over into the stands, where Ole Miss baseball fans have taken notice and shown their appreciation. Attendance continues to rise under Bianco as Oxford-University Stadium has been established as one of the best atmospheres in college baseball.

Ole Miss has ranked among the nation's top 25 attendance leaders in all of Bianco's 25 seasons. That streak also includes 19 consecutive years ranked in the top five. For the first time in program history, the Rebels finished No. 1 in the nation in attendance in 2021.

The Rebels have taken that crowd support and turned it into a distinct home field advantage. Ole Miss has won 72 percent of its home games under Bianco, compiling a 606-235-1 record at Swayze Field.

YEAR-BY-YEAR RECORD

Year	School	W-L	Conf.	NCAA
1998	McNeese State	30-26		--
1999	McNeese State	31-25		--
2000	McNeese State	39-20		Regional
2001	Ole Miss	39-23-1	17-13	Regional
2002	Ole Miss	37-19	14-16	--
2003	Ole Miss	35-27	17-13	Regional
2004	Ole Miss	39-21	18-12	Regional
2005	Ole Miss	48-20	18-12	Super Regional
2006	Ole Miss	44-22	17-13	Super Regional
2007	Ole Miss	40-25	16-14	Super Regional
2008	Ole Miss	39-26	15-15	Regional
2009	Ole Miss	44-20	20-10	Super Regional
2010	Ole Miss	39-24	16-14	Regional
2011	Ole Miss	30-25	13-17	--
2012	Ole Miss	37-26	14-16	Regional
2013	Ole Miss	38-24	15-15	Regional
2014	Ole Miss	48-21	19-11	CWS
2015	Ole Miss	30-28	15-14	Regional
2016	Ole Miss	43-19	18-12	Regional
2017	Ole Miss	32-25	14-16	--
2018	Ole Miss	48-17	18-12	Regional
2019	Ole Miss	41-27	16-14	Super Regional
2020	Ole Miss	16-1	0-0	N/A
2021	Ole Miss	44-20	18-12	Super Regional
2022	Ole Miss	42-23	14-16	National Champ
2023	Ole Miss	25-29	6-24	--
2024	Ole Miss	27-29	11-19	--
2025	Ole Miss	43-21	16-14	Regional
2026	Ole Miss	31-15	11-10	--
Total	29 Seasons	1080-650-1386-352		

PATH TO OLE MISS

	Ole Miss Head Coach	2001-
	McNeese State Head Coach	1998-00
	LSU Assistant Coach	1993-97
	Northwestern State Assistant Coach	1991-92



1 BRAYDEN RANDLE

JR | IF | ROCKWALL, TEXAS | ROCKWALL

SEASON HIGHS	CAREER HIGHS
<ul style="list-style-type: none"> ▶ Runs: 3, vs. Evansville (3/6/26) ▶ Hits: 3, vs. Georgia (4/25/26) ▶ Home Runs: 1, 3x, MR vs. Georgia (4/25/26) ▶ RBI: 2, 3x, MR at Florida (4/2/26) ▶ Walks: 2, vs. Austin Peay (3/17/26) ▶ Stolen Bases: 1, 4x, MR vs. Memphis (3/3/26) ▶ Assists: 4, 2x, MR at Texas 3/14/26) 	<ul style="list-style-type: none"> ▶ Runs: 3, 2x, MR vs. Evansville (3/6/26) ▶ Hits: 3, 2x, MR vs. Georgia (4/25/26) ▶ Home Runs: 1, 6x, MR vs. Georgia (4/25/26) ▶ RBI: 4, vs. Murray State (6/2/25) ▶ Walks: 2, vs. Austin Peay (3/17/26) ▶ Stolen Bases: 1, 12x, MR vs. Memphis (3/3/26) ▶ Assists: 7, vs. Memphis (3/25/25)

CAREER STATS																									
Year	Avg.	GP	GS	AB	R	H	2B	3B	HR	RBI	TB	SLG%	BB	HBP	SO	GDP	OB%	SF	SH	SB	ATT	PO	A	E	FLD%
2024	.204	43	34	113	15	23	4	1	2	14	35	.310	13	6	32	0	.316	1	4	4	5	53	74	11	.920
2025	.286	33	18	70	14	20	4	0	1	10	27	.386	11	0	10	2	.378	1	2	4	6	21	36	4	.934
2026	.227	40	38	132	18	30	5	1	3	16	46	.348	14	5	28	3	.318	3	2	4	5	40	77	5	.959
TOTAL	.232	115	89	312	46	72	13	2	6	40	108	.343	38	11	70	5	.331	5	8	12	16	114	187	20	.938



2 BRETT MOSELEY

R-FR | OF | TRUSSVILLE, ALA. | TRUSSVILLE

SEASON HIGHS	CAREER HIGHS
<ul style="list-style-type: none"> ▶ Runs: 1, 8x, MR vs. Georgia (4/25/26) ▶ Hits: 1, 6x, MR at Tennessee (4/18/26) ▶ Home Runs: 1, 2x, MR vs. Ohio State (2/28/26) ▶ RBI: 4, vs. Ohio State (2/28/26) ▶ Walks: 1, 4x, MR at Florida (4/2/26) ▶ Stolen Bases: -- ▶ Assists: 1, vs. Baylor (2/27/26) 	<ul style="list-style-type: none"> ▶ Runs: 1, 8x, MR vs. Georgia (4/25/26) ▶ Hits: 1, 6x, MR at Tennessee (4/18/26) ▶ Home Runs: 1, 2x, MR vs. Ohio State (2/28/26) ▶ RBI: 4, vs. Ohio State (2/28/26) ▶ Walks: 1, 4x, MR at Florida (4/2/26) ▶ Stolen Bases: -- ▶ Assists: 1, vs. Baylor (2/27/26)

CAREER STATS																									
Year	Avg.	GP	GS	AB	R	H	2B	3B	HR	RBI	TB	SLG%	BB	HBP	SO	GDP	OB%	SF	SH	SB	ATT	PO	A	E	FLD%
2026	.240	33	2	25	8	6	0	0	2	7	12	.480	4	2	13	0	.387	0	1	0	1	14	1	1	.938
TOTAL	.240	33	2	25	8	6	0	0	2	7	12	.480	4	2	13	0	.387	0	1	0	1	14	1	1	.938



3 BRYDEN BULL

FR | 1B/OF | LAS VEGAS, NEV. | LAS VEGAS

SEASON HIGHS	CAREER HIGHS
<ul style="list-style-type: none"> ▶ Runs: -- ▶ Hits: -- ▶ Home Runs: -- ▶ RBI: -- ▶ Walks: -- ▶ Stolen Bases: -- ▶ Assists: -- 	<ul style="list-style-type: none"> ▶ Runs: -- ▶ Hits: -- ▶ Home Runs: -- ▶ RBI: -- ▶ Walks: -- ▶ Stolen Bases: -- ▶ Assists: --

CAREER STATS																									
Year	Avg.	GP	GS	AB	R	H	2B	3B	HR	RBI	TB	SLG%	BB	HBP	SO	GDP	OB%	SF	SH	SB	ATT	PO	A	E	FLD%
2026																									
TOTAL																									



4 CANNON GOLDIN

FR | OF | BUFORD, GA. | BUFORD

SEASON HIGHS	CAREER HIGHS
<ul style="list-style-type: none"> ▶ Runs: 1, 7x, MR vs. Alcorn St. (4/7/26) ▶ Hits: 2, 2x, MR at Florida (4/2/26) ▶ Home Runs: -- ▶ RBI: 2, 2x, MR vs. Southern Miss (4/14/26) ▶ Walks: 2, 2x, MR vs. Alcorn St. (4/7/26) ▶ Stolen Bases: -- ▶ Assists: -- 	<ul style="list-style-type: none"> ▶ Runs: 1, 7x, MR vs. Alcorn St. (4/7/26) ▶ Hits: 2, 2x, MR at Florida (4/2/26) ▶ Home Runs: -- ▶ RBI: 2, 2x, MR vs. Southern Miss (4/14/26) ▶ Walks: 2, 2x, MR vs. Alcorn St. (4/7/26) ▶ Stolen Bases: -- ▶ Assists: --

CAREER STATS																									
Year	Avg.	GP	GS	AB	R	H	2B	3B	HR	RBI	TB	SLG%	BB	HBP	SO	GDP	OB%	SF	SH	SB	ATT	PO	A	E	FLD%
2026	.196	25	14	51	7	10	1	0	0	9	11	.216	7	2	18	0	.311	1	1	0	1	22	0	0	1.000
TOTAL	.196	25	14	51	7	10	1	0	0	9	11	.216	7	2	18	0	.311	1	1	0	1	22	0	0	1.000



6 OWEN PAINO

SO | IF | POUGHKEEPSIE, N.Y. | ROY C. KETCHAM

SEASON HIGHS	CAREER HIGHS
<ul style="list-style-type: none"> ▶ Runs: 3, vs. Murray State (4/21/26) ▶ Hits: 3, vs. Murray State (4/21/26) ▶ Home Runs: 1, 3x, MR vs. Murray State (4/21/26) ▶ RBI: 4, vs. Murray State (4/21/26) ▶ Walks: 3, vs. Alcorn St. (4/7/26) ▶ Stolen Bases: 1, vs. Alcorn St. (4/7/26) ▶ Assists: 5, vs. Memphis (3/24/26) 	<ul style="list-style-type: none"> ▶ Runs: 3, vs. Murray State (4/21/26) ▶ Hits: 4, vs. Alcorn State (4/9/25) ▶ Home Runs: 1, 4x, MR vs. Murray State (4/21/26) ▶ RBI: 4, vs. Murray State (4/21/26) ▶ Walks: 3, vs. Alcorn St. (4/7/26) ▶ Stolen Bases: 1, vs. Arkansas (3/16/25) ▶ Assists: 5, vs. Southern Miss (2/25/25)

CAREER STATS																									
Year	Avg.	GP	GS	AB	R	H	2B	3B	HR	RBI	TB	SLG%	BB	HBP	SO	GDP	OB%	SF	SH	SB	ATT	PO	A	E	FLD%
2025	.236	24	16	55	13	13	3	0	1	7	19	.345	6	4	18	1	.348	1	0	1	2	29	26	9	.859
2026	.279	28	17	61	19	17	3	0	3	16	29	.475	13	1	26	4	.408	1	0	1	1	9	15	1	.960
TOTAL	.259	52	33	116	32	30	6	0	4	23	48	.414	19	5	44	5	.380	2	0	2	3	38	41	10	.885



7 TOPHER JONES

SO | IF | HERNANDO, MISS. | PEARL RIVER CC

SEASON HIGHS	CAREER HIGHS
<ul style="list-style-type: none"> ▶ Runs: 3, vs. Murray State (4/21/26) ▶ Hits: 2, 4x, MR vs. Georgia (4/25/26) ▶ Home Runs: 1, 2x, MR vs. Murray State (4/21/26) ▶ RBI: 1, 3x, MR vs. Murray State (4/21/26) ▶ Walks: 2, vs. Evansville (3/8/26) ▶ Stolen Bases: -- ▶ Assists: -- 	<ul style="list-style-type: none"> ▶ Runs: 3, vs. Murray State (4/21/26) ▶ Hits: 2, 4x, MR vs. Georgia (4/25/26) ▶ Home Runs: 1, 2x, MR vs. Murray State (4/21/26) ▶ RBI: 1, 3x, MR vs. Murray State (4/21/26) ▶ Walks: 2, vs. Evansville (3/8/26) ▶ Stolen Bases: -- ▶ Assists: --

CAREER STATS																									
Year	Avg.	GP	GS	AB	R	H	2B	3B	HR	RBI	TB	SLG%	BB	HBP	SO	GDP	OB%	SF	SH	SB	ATT	PO	A	E	FLD%
2026	.268	22	13	41	9	11	1	0	2	3	18	.439	7	5	13	0	.434	0	0	0	0	14	1	0	1.000
TOTAL	.268	22	13	41	9	11	1	0	2	3	18	.439	7	5	13	0	.434	0	0	0	0	14	1	0	1.000



8 TATE SIRMANS

R-FR | UT | VALDOSTA, GA. | LOWNDES

SEASON HIGHS	
▶ Runs:	1, 3x, MR vs. Evansville (3/6/26)
▶ Hits:	2, vs. Nevada (2/14/26)
▶ Home Runs:	1, 2x, MR vs. Evansville (3/6/26)
▶ RBI:	1, 3x, MR vs. Austin Peay (3/17/26)
▶ Walks:	2, 2x, MR vs. Missouri St. (2/21/26)
▶ Stolen Bases:	1, 3x, MR vs. Austin Peay (3/17/26)
▶ Assists:	--

CAREER HIGHS	
▶ Runs:	1, 3x, MR vs. Evansville (3/6/26)
▶ Hits:	2, vs. Nevada (2/14/26)
▶ Home Runs:	1, 2x, MR vs. Evansville (3/6/26)
▶ RBI:	1, 3x, MR vs. Austin Peay (3/17/26)
▶ Walks:	2, 2x, MR vs. Missouri St. (2/21/26)
▶ Stolen Bases:	1, 3x, MR vs. Austin Peay (3/17/26)
▶ Assists:	--

CAREER STATS																									
Year	Avg.	GP	GS	AB	R	H	2B	3B	HR	RBI	TB	SLG%	BB	HBP	SO	GDP	OB%	SF	SH	SB	ATT	PO	A	E	FLD%
2026	.171	21	12	41	3	7	2	0	2	3	15	.366	5	0	13	0	.261	0	0	3	3	9	0	0	1.000
TOTAL	.171	21	12	41	3	7	2	0	2	3	15	.366	5	0	13	0	.261	0	0	3	3	9	0	0	1.000



9 HAYDEN FEDERICO

SO | OF | WEST MONROE, LA. | WEST MONROE

SEASON HIGHS	
▶ Runs:	3, 2x, MR vs. Austin Peay (3/17/26)
▶ Hits:	3, at Tennessee (4/17/26)
▶ Home Runs:	1, 3x, MR vs. Georgia (4/25/26)
▶ RBI:	3, at Tennessee (4/17/26)
▶ Walks:	3, vs. Nevada (2/15/26)
▶ Stolen Bases:	1, 4x, MR at Florida (4/4/26)
▶ Assists:	--

CAREER HIGHS	
▶ Runs:	3, 3x, MR vs. Austin Peay (3/17/26)
▶ Hits:	3, 4x MR at Tennessee (4/17/26)
▶ Home Runs:	1, 7x MR vs. Georgia (4/25/25)
▶ RBI:	3, at Tennessee (4/17/26)
▶ Walks:	4, 2x MR vs. Florida (3/27/25)
▶ Stolen Bases:	4, vs. Tennessee (4/12/25)
▶ Assists:	3, vs. Arkansas State (2/18/25)

CAREER STATS																									
Year	Avg.	GP	GS	AB	R	H	2B	3B	HR	RBI	TB	SLG%	BB	HBP	SO	GDP	OB%	SF	SH	SB	ATT	PO	A	E	FLD%
2025	.243	55	46	181	33	44	6	0	4	23	62	.343	34	11	34	4	.389	3	3	12	16	25	4	1	.967
2026	.277	45	42	137	25	38	5	0	3	20	52	.380	26	10	20	1	.420	3	2	4	4	80	2	1	.988
TOTAL	.259	100	88	318	58	82	11	0	7	43	114	.360	60	21	54	5	.403	6	5	16	20	105	6	2	.982



10 CADE TOWNSEND

SO | RHP | ALISO VIEJO, CALIF. | SANTA MARGARITA CATHOLIC

SEASON HIGHS	
▶ IP (Start):	6.0, 3x, MR at Tennessee (4/18/26)
▶ IP (Relief):	--
▶ Strikeouts:	9, vs. Ohio State (2/28/26)
▶ ER Allowed:	4, vs. Georgia (4/25/26)
▶ Runs Allowed:	5, vs. Mississippi State (3/29/26)
▶ Walks:	3, at Texas (3/14/26)
▶ Hits Allowed:	6, vs. LSU (4/11/26)

CAREER HIGHS	
▶ IP (Start):	6.0, 3x, MR at Tennessee (4/18/26)
▶ IP (Relief):	2.0, 2x MR at South Alabama (3/11/25)
▶ Strikeouts:	9, vs. Ohio State (2/28/26)
▶ ER Allowed:	4, vs. Georgia (4/25/26)
▶ Runs Allowed:	5, 2x, MR vs. Mississippi State (3/29/26)
▶ Walks:	3, 3x MR at Texas (3/14/26)
▶ Hits Allowed:	6, vs. LSU (4/11/26)

CAREER STATS																									
Year	ERA	W	L	App	GS	CG	SHO	CBO	SV	IP	H	R	ER	BB	SO	2B	3B	HR	BF	B/Avg	WP	HBP	BK	SFA	SHA
2025	6.35	1	0	15	8	0	0	0	0	34.0	28	30	24	20	43	9	2	4	153	.228	7	6	0	2	1
2026	2.33	4	1	10	10	0	0	0	0	46.1	33	15	12	12	68	9	1	4	189	.192	2	3	0	2	0
TOTAL	4.03	5	1	25	18	0	0	0	0	80.1	61	45	36	32	111	18	3	8	342	.207	9	9	0	4	1



12 DOM DECKER

JR | IF | SELLERSBURG, IND. | MURRAY STATE

SEASON HIGHS

- ▶ Runs: 3, 5x, MR vs. LSU (4/12/26)
- ▶ Hits: 3, vs. LSU (4/12/26)
- ▶ Home Runs: 2, 2x, MR vs. Georgia (4/25/26)
- ▶ RBI: 4, vs. Georgia (4/25/26)
- ▶ Walks: 3, 3x, MR vs. Evansville (3/6/26)
- ▶ Stolen Bases: 1, 9x, MR vs. Mississippi State (4/28/26)
- ▶ Assists: 6, vs. LSU (4/12/26)

CAREER HIGHS

- ▶ Runs: 5, vs. Kentucky State (4/9/25)
- ▶ Hits: 4, 2x, MR at Duke (6/7/25)
- ▶ Home Runs: 2, 2x, MR vs. Georgia (4/25/26)
- ▶ RBI: 4, 2x, MR vs. Georgia (4/26/26)
- ▶ Walks: 3, 3x, MR vs. Evansville (3/6/26)
- ▶ Stolen Bases: 3, vs. UIC (4/11/25)
- ▶ Assists: 6, 3x MR vs. LSU (4/12/26)

CAREER STATS

Year	Avg.	GP	GS	AB	R	H	2B	3B	HR	RBI	TB	SLG%	BB	HBP	SO	GDP	OB%	SF	SH	SB	ATT	PO	A	E	FLD%
2025	.351	60	59	211	48	74	18	3	0	48	98	.464	47	15	40	8	.496	1	2	9	11	85	141	6	.957
2026	.253	46	46	158	47	40	4	0	8	25	68	.430	43	7	32	3	.425	4	1	9	11	55	94	1	.993
TOTAL	.309	106	105	369	95	114	22	3	8	73	166	.450	90	22	72	11	.465	5	3	18	22	140	227	7	.977



14 COOPER JOHNSON

SO | LHP | JEFFERSON, GA. | MOUNTAIN VIEW

SEASON HIGHS


- ▶ IP (Start): --
- ▶ IP (Relief): --
- ▶ Strikeouts: --
- ▶ ER Allowed: --
- ▶ Runs Allowed: --
- ▶ Walks: --
- ▶ Hits Allowed: --

CAREER HIGHS

- ▶ IP (Start): --
- ▶ IP (Relief): 1.0, 3x MR vs. Alcorn State (4/9/25)
- ▶ Strikeouts: 2, vs. Alcorn State (4/9/25)
- ▶ ER Allowed: 2, at South Alabama (3/11/25)
- ▶ Runs Allowed: 3, at South Alabama (3/11/25)
- ▶ Walks: 2, at South Alabama (3/11/25)
- ▶ Hits Allowed: 2, 2x MR vs. Alcorn State (4/9/25)

CAREER STATS

Year	ERA	W	L	App	GS	CG	SHO	CBO	SV	IP	H	R	ER	BB	SO	2B	3B	HR	BF	B/Avg	WP	HBP	BK	SFA	SHA
2025	8.10	0	0	4	0	0	0	0	0	3.1	6	4	3	2	3	1	0	0	20	.400	0	3	0	0	0
2026																									
TOTAL	8.10	0	0	4	0	0	0	0	0	3.1	6	4	3	2	3	1	0	0	20	.400	0	3	0	0	0



16 KELVEN PERERA

FR | C | MIAMI, FLA. | MIAMI SPRINGS SENIOR

SEASON HIGHS

- ▶ Runs: --
- ▶ Hits: 1, 2x, MR vs Murray St. (4/21/26)
- ▶ Home Runs: --
- ▶ RBI: 2, vs Murray St. (4/21/26)
- ▶ Walks: 1, vs. Georgia (4/25/26)
- ▶ Stolen Bases: --
- ▶ Assists: --

CAREER HIGHS

- ▶ Runs: --
- ▶ Hits: 1, 2x, MR vs Murray St. (4/21/26)
- ▶ Home Runs: --
- ▶ RBI: 2, vs Murray St. (4/21/26)
- ▶ Walks: 1, vs. Georgia (4/25/26)
- ▶ Stolen Bases: --
- ▶ Assists: --

CAREER STATS

Year	Avg.	GP	GS	AB	R	H	2B	3B	HR	RBI	TB	SLG%	BB	HBP	SO	GDP	OB%	SF	SH	SB	ATT	PO	A	E	FLD%
2026	.200	8	0	10	1	2	0	0	0	2	2	.200	1	0	7	0	.273	0	0	0	0	14	0	0	1.000
TOTAL	.200	8	0	10	1	2	0	0	0	2	2	.200	1	0	7	0	.273	0	0	0	0	14	0	0	1.000



17 MARKO SIPLIA

SR | RHP | ORONO, MINN. | SAN DIEGO STATE

SEASON HIGHS

- ▶ IP (Start): 3.0, vs. North Alabama (3/4/26)
- ▶ IP (Relief): 1.0, vs. SEMO (2/24/26)
- ▶ Strikeouts: 7, vs. North Alabama (3/4/26)
- ▶ ER Allowed: 1, 2x, MR vs. North Alabama (3/4/26)
- ▶ Runs Allowed: 1, 2x, MR vs. North Alabama (3/4/26)
- ▶ Walks: 2, vs. SEMO (2/24/26)
- ▶ Hits Allowed: 1, 2x, MR vs. North Alabama (3/4/26)

CAREER HIGHS

- ▶ IP (Start): 8.0, 2x MR vs. UNLV (3/28/25)
- ▶ IP (Relief): 3.0, vs. N.M. Highlands (4/16/23)
- ▶ Strikeouts: 9, 3x MR vs. Fresno State (4/11/25)
- ▶ ER Allowed: 9, at Regis (CO) (4/8/23)
- ▶ Runs Allowed: 9, at Regis (CO) (4/8/23)
- ▶ Walks: 4, 2x, MR at Washington State (3/22/25)
- ▶ Hits Allowed: 11, vs. CSU Pueblo (3/12/23)

CAREER STATS

Year	ERA	W	L	App	GS	CG	SHO	CBO	SV	IP	H	R	ER	BB	SO	2B	3B	HR	BF	B/Avg	WP	HBP	BK	SFA	SHA
2023	10.69	3	4	12	9	2	0	0	0	48.0	82	59	57	16	32	15	7	10	253	.380	9	15	1	3	3
2024	6.99	3	5	11	11	0	0	0	0	55.1	74	51	43	18	56	22	1	9	260	.327	15	4	0	2	6
2025	3.91	4	3	12	12	0	0	0	0	71.1	71	41	31	25	74	10	3	5	322	.256	5	11	1	7	2
2026	4.50	0	0	4	1	0	0	0	0	6.0	5	3	3	2	9	1	0	1	26	.238	0	1	0	2	0
TOTAL	6.68	10	12	39	33	2	0	0	0	180.2	232	154	134	61	171	48	11	25	861	.308	29	25	2	14	11



18 LUKE ROMINE

FR | 1B/LHP | HERNANDO, MISS. | HERNANDO

SEASON HIGHS

- ▶ Runs: 2, vs. Murray St. (4/21/26)
- ▶ Hits: 1, 2x, MR at Tennessee (4/19/26)
- ▶ Home Runs: --
- ▶ RBI: 1, 3x, MR vs. Murray St. (4/21/26)
- ▶ Walks: 3, vs. Murray St. (4/21/26)
- ▶ Stolen Bases: --
- ▶ Assists: --

CAREER HIGHS

- ▶ Runs: 2, vs. Murray St. (4/21/26)
- ▶ Hits: 1, 2x, MR at Tennessee (4/19/26)
- ▶ Home Runs: --
- ▶ RBI: 1, 3x, MR vs. Murray St. (4/21/26)
- ▶ Walks: 3, vs. Murray St. (4/21/26)
- ▶ Stolen Bases: --
- ▶ Assists: --

CAREER STATS

Year	Avg.	GP	GS	AB	R	H	2B	3B	HR	RBI	TB	SLG%	BB	HBP	SO	GDP	OB%	SF	SH	SB	ATT	PO	A	E	FLD%
2026	.125	14	2	16	3	2	0	0	0	3	2	.125	4	0	8	0	.300	0	0	0	0	0	0	0	.000
TOTAL	.125	14	2	16	3	2	0	0	0	3	2	.125	4	0	8	0	.300	0	0	0	0	0	0	0	.000



19 WALKER HOOKS

SO | LHP | BRANDON, MISS. | BRANDON

SEASON HIGHS

- ▶ IP (Start): --
- ▶ IP (Relief): 4.2, vs Kentucky (3/21/26)
- ▶ Strikeouts: 6, vs. Evansville (3/8/26)
- ▶ ER Allowed: 3, vs. Arkansas St. (2/17/26)
- ▶ Runs Allowed: 3, vs. Arkansas St. (2/17/26)
- ▶ Walks: 2, vs. Arkansas St. (2/17/26)
- ▶ Hits Allowed: 3, 2x, MR vs. Kentucky (3/21/26)

CAREER HIGHS

- ▶ IP (Start): 4.0, vs. Vanderbilt (5/25/25)
- ▶ IP (Relief): 4.2, vs Kentucky (3/21/26)
- ▶ Strikeouts: 7, vs. Florida (3/28/25)
- ▶ ER Allowed: 5, 2x MR vs. Murray State (6/2/25)
- ▶ Runs Allowed: 5, 2x MR vs. Murray State (6/2/25)
- ▶ Walks: 2, 4x MR vs. Arkansas St. (2/17/26)
- ▶ Hits Allowed: 8, vs. Murray State (6/2/25)

CAREER STATS

Year	ERA	W	L	App	GS	CG	SHO	CBO	SV	IP	H	R	ER	BB	SO	2B	3B	HR	BF	B/Avg	WP	HBP	BK	SFA	SHA
2025	4.82	1	2	22	2	0	0	0	1	37.1	43	22	20	12	43	8	0	5	169	.287	4	3	1	0	4
2026	2.21	3	0	17	0	0	0	0	5	36.2	21	12	9	8	43	3	1	3	139	.171	1	2	0	4	2
TOTAL	3.53	4	2	39	2	0	0	0	6	74.0	64	34	29	20	86	11	1	8	308	.234	5	5	1	4	6



20 COLLIN REUTER

SR | C | OLIVE BRANCH, MISS. | BYU

SEASON HIGHS

- ▶ Runs: 3, vs. Kentucky (3/21/26)
- ▶ Hits: 3, vs. Nevada (2/15/26)
- ▶ Home Runs: 1, 2x, MR vs. Ohio St. (2/28/26)
- ▶ RBI: 3, 3x, MR vs. Kentucky (3/21/26)
- ▶ Walks: 2, vs. Coastal Carolina (3/1/26)
- ▶ Stolen Bases: 1, vs. Nevada (2/14/26)
- ▶ Assists: --

CAREER HIGHS

- ▶ Runs: 3, 5x MR vs. Kentucky (3/21/26)
- ▶ Hits: 3, 3x MR vs. Nevada (2/15/26)
- ▶ Home Runs: 3, at Texas (4/6/24)
- ▶ RBI: 5, at Texas (4/6/24)
- ▶ Walks: 3, vs. Houston (3/16/24)
- ▶ Stolen Bases: 1, 4x MR vs. Nevada (2/14/26)
- ▶ Assists: 3, 5x MR at Kansas State (5/16/24)

CAREER STATS

Year	Avg.	GP	GS	AB	R	H	2B	3B	HR	RBI	TB	SLG%	BB	HBP	SO	GDP	OB%	SF	SH	SB	ATT	PO	A	E	FLD%
2022	.244	46	43	135	28	33	9	0	6	24	60	.444	18	6	53	3	.348	5	2	2	2	370	26	1	.997
2023	-	-	-	-	-	-	-	-	-	-	-	-	-	-	-	-	-	-	-	-	-	-	-	-	-
2024	.265	48	48	181	29	48	8	1	10	37	88	.486	28	5	68	2	.379	0	0	1	4	379	40	3	.993
2025	.300	26	13	40	9	12	2	0	3	6	23	.575	5	2	13	1	.404	0	0	0	0	55	3	2	.967
2026	.260	39	36	127	18	33	13	0	4	28	58	.457	17	6	54	5	.366	3	0	2	2	69	1	0	1.000
TOTAL	.261	159	140	483	84	126	32	1	23	95	229	.474	67	19	188	11	.369	8	2	5	8	873	70	7	.992



21 OWEN KELLY

JR | RHP | BELLEVILLE, ILL. | SAINT LOUIS

SEASON HIGHS

- ▶ IP (Start): 4.0, 2x, MR vs. Murray State (4/21/26)
- ▶ IP (Relief): 2.2, vs. SEMO (2/24/26)
- ▶ Strikeouts: 6, vs. Murray State (4/21/26)
- ▶ ER Allowed: 5, vs. Mississippi State (4/28/26)
- ▶ Runs Allowed: 5, vs. Mississippi State (4/28/26)
- ▶ Walks: 2, vs. SEMO (2/24/26)
- ▶ Hits Allowed: 6, vs. Mississippi State (4/28/26)

CAREER HIGHS

- ▶ IP (Start): 7.0, vs. Massachusetts (5/2/25)
- ▶ IP (Relief): 4.2, at George Washington (4/28/24)
- ▶ Strikeouts: 9, vs. North Alabama (2/22/25)
- ▶ ER Allowed: 6, at George Mason (4/4/25)
- ▶ Runs Allowed: 6, at George Mason (4/4/25)
- ▶ Walks: 5, vs. Saint Joseph's (3/14/25)
- ▶ Hits Allowed: 9, at George Mason (4/4/25)

CAREER STATS

Year	ERA	W	L	App	GS	CG	SHO	CBO	SV	IP	H	R	ER	BB	SO	2B	3B	HR	BF	B/Avg	WP	HBP	BK	SFA	SHA
2024	4.30	1	0	14	1	0	0	0	1	29.1	21	16	14	9	29	2	0	6	121	.191	2	1	0	0	1
2025	3.61	6	2	15	15	0	0	1	0	80.0	79	45	41	29	78	6	0	7	356	.262	3	14	0	5	6
2026	4.62	2	2	13	6	0	0	0	0	25.1	29	18	13	10	24	1	1	1	119	.287	0	6	0	1	1
TOTAL	4.54	9	4	42	22	0	0	1	1	134.2	129	79	68	48	131	9	1	14	596	.241	5	21	0	6	8



22 PATRICK COLLOPY

JR | LHP | AUSTIN, TEXAS | TEMPLE COLLEGE

SEASON HIGHS

- ▶ IP (Start): --
- ▶ IP (Relief): 1.0, 2x, MR vs. SEMO (2/24/26)
- ▶ Strikeouts: 2, vs. Nevada (2/15/26)
- ▶ ER Allowed: --
- ▶ Runs Allowed: --
- ▶ Walks: 1, vs. SEMO (2/24/26)
- ▶ Hits Allowed: 1, vs. Nevada (2/15/26)

CAREER HIGHS

- ▶ IP (Start): --
- ▶ IP (Relief): 1.0, 2x, MR vs. SEMO (2/24/26)
- ▶ Strikeouts: 2, vs. Nevada (2/15/26)
- ▶ ER Allowed: --
- ▶ Runs Allowed: --
- ▶ Walks: 1, vs. SEMO (2/24/26)
- ▶ Hits Allowed: 1, vs. Nevada (2/15/26)

CAREER STATS

Year	ERA	W	L	App	GS	CG	SHO	CBO	SV	IP	H	R	ER	BB	SO	2B	3B	HR	BF	B/Avg	WP	HBP	BK	SFA	SHA
2026	0.00	0	0	3	0	0	0	0	0	2.1	1	0	0	3	3	0	0	0	8	.143	0	0	0	0	0
TOTAL	0.00	0	0	3	0	0	0	0	0	2.1	1	0	0	3	3	0	0	0	8	.143	0	0	0	0	0



23 HUDSON CALHOUN

JR | RHP | TUPELO, MISS. | MCCALLIE SCHOOL

SEASON HIGHS

- ▶ IP (Start): 3.2, vs. Kentucky (3/20/26)
- ▶ IP (Relief): 4.0, 2x, MR vs Georgia (4/25/26)
- ▶ Strikeouts: 9, vs. Evansville (3/6/26)
- ▶ ER Allowed: 3, 3x, MR vs. Mississippi State (3/28/26)
- ▶ Runs Allowed: 3, 4x, MR vs. Mississippi State (3/28/26)
- ▶ Walks: 3, 4x, MR vs. Georgia (4/25/26)
- ▶ Hits Allowed: 4, 2x, MR vs. Missouri St. (2/20/26)

CAREER HIGHS

- ▶ IP (Start): 3.2, vs. Kentucky (3/20/26)
- ▶ IP (Relief): 4.0, 2x, MR vs Georgia (4/25/26)
- ▶ Strikeouts: 9, vs. Evansville (3/6/26)
- ▶ ER Allowed: 3, 5x MR vs. Mississippi State (3/28/26)
- ▶ Runs Allowed: 4, vs. Georgia Tech (6/1/25)
- ▶ Walks: 3, 4x, MR vs. Georgia (4/25/26)
- ▶ Hits Allowed: 4, 2x, MR vs. Missouri St. (2/20/26)

CAREER STATS

Year	ERA	W	L	App	GS	CG	SHO	CBO	SV	IP	H	R	ER	BB	SO	2B	3B	HR	BF	B/Avg	WP	HBP	BK	SFA	SHA
2024	6.75	0	0	2	0	0	0	0	0	1.1	1	2	1	1	1	0	0	6	.250	0	1	0	0	0	
2025	5.11	3	0	21	0	0	0	1	0	24.2	15	18	14	18	37	5	0	4	112	.170	1	4	1	0	2
2026	4.01	3	3	13	2	0	0	0	2	33.2	27	17	15	18	52	3	1	5	144	.220	1	1	0	1	1
TOTAL	4.53	6	3	36	2	0	0	1	2	59.2	43	37	30	37	90	9	1	9	262	.200	2	6	1	1	3



24 AUSTIN FAWLEY

JR | C | WEST PALM BEACH, FLA. | KENTUCKY

SEASON HIGHS

- ▶ Runs: 2, 3x, MR vs. LSU (4/11/26)
- ▶ Hits: 3, vs. Arkansas St. (2/17/26)
- ▶ Home Runs: 1, 6x, MR vs. Georgia (4/25/26)
- ▶ RBI: 4, 2x, MR vs. Georgia. (4/25/26)
- ▶ Walks: 2, 4x, MR vs. Kentucky (3/21/26)
- ▶ Stolen Bases: --
- ▶ Assists: 3, 2x, MR vs Kentucky (3/20/26)

CAREER HIGHS

- ▶ Runs: 3, vs. Murray State (6/2/25)
- ▶ Hits: 3, 3x MR vs. Arkansas St. (2/17/26)
- ▶ Home Runs: 2, vs. Western Kentucky (5/31/25)
- ▶ RBI: 4, 3x, MR vs. Georgia (4/25/26)
- ▶ Walks: 3, 2x MR vs. Jacksonville State (3/8/25)
- ▶ Stolen Bases: --
- ▶ Assists: 3, 2x, MR vs Kentucky (3/20/26)

CAREER STATS

Year	Avg.	GP	GS	AB	R	H	2B	3B	HR	RBI	TB	SLG%	BB	HBP	SO	GDP	OB%	SF	SH	SB	ATT	PO	A	E	FLD%
2024	.222	10	4	18	3	4	1	0	2	5	11	.611	1	0	7	1	.263	0	1	0	0	42	0	0	1.000
2025	.256	51	50	176	40	45	6	0	21	53	114	.648	33	5	77	2	.386	1	0	0	0	504	21	0	1.000
2026	.184	39	39	125	19	23	6	0	6	23	47	.376	20	4	59	1	.313	1	0	0	0	431	28	6	.987
TOTAL	.226	99	93	319	62	72	13	0	29	81	172	.539	54	9	143	4	.352	2	1	0	0	1031	49	6	.994



25 DANIEL PACELLA

SR | OF | MUNDELEIN, ILL. | ILLINOIS STATE

SEASON HIGHS

- ▶ Runs: 2, 3x, MR vs. Kentucky (3/21/25)
- ▶ Hits: 2, vs. Evansville (3/6/25)
- ▶ Home Runs: 2, vs. Evansville (3/6/25)
- ▶ RBI: 6, vs. Evansville (3/6/25)
- ▶ Walks: 2, vs. Nevada (2/15/26)
- ▶ Stolen Bases: --
- ▶ Assists: --

CAREER HIGHS

- ▶ Runs: 4, 2x, MR vs. St. Thomas (2/16/24)
- ▶ Hits: 4, 4x at Indiana St. (5/17/25)
- ▶ Home Runs: 2, 5x, MR vs. Evansville (3/6/26)
- ▶ RBI: 6, 2x, MR vs. Evansville (3/6/25)
- ▶ Walks: 4, at Little Rock (2/24/24)
- ▶ Stolen Bases: 1, 3x, MR at Valparaiso (4/5/25)
- ▶ Assists: 1, 2x, MR at Lindenwood (2/28/25)

CAREER STATS

Year	Avg.	GP	GS	AB	R	H	2B	3B	HR	RBI	TB	SLG%	BB	HBP	SO	GDP	OB%	SF	SH	SB	ATT	PO	A	E	FLD%
2023	.307	50	49	205	38	63	9	0	16	56	120	.585	17	1	36	2	.362	1	0	2	3	87	1	3	.967
2024	.328	53	53	204	50	67	16	0	12	61	119	.583	30	8	44	5	.429	3	0	0	0	56	0	0	1.000
2025	.355	56	56	231	58	82	19	2	20	59	165	.714	30	3	50	3	.429	4	0	1	1	103	1	1	.990
2026	.133	21	15	45	9	6	0	0	4	15	18	.400	9	3	23	1	.316	0	0	0	0	10	0	1	.909
TOTAL	.318	180	173	685	155	218	44	2	52	191	422	.616	86	15	153	11	.402	8	0	3	4	256	2	5	.984



26 HUNTER ELLIOTT

JR | LHP | TUPELO, MISS. | TUPELO

SEASON HIGHS

- ▶ IP (Start): 6.1, vs. Kentucky (3/19/26)
- ▶ IP (Relief): --
- ▶ Strikeouts: 11, vs. Baylor (2/27/26)
- ▶ ER Allowed: 8, vs. Georgia (4/25/26)
- ▶ Runs Allowed: 8, vs. Georgia (4/25/26)
- ▶ Walks: 6, vs. Missouri St. (2/20/26)
- ▶ Hits Allowed: 9, vs. Georgia (4/25/26)

CAREER HIGHS

- ▶ IP (Start): 7.1, at Southern Miss (6/12/22)
- ▶ IP (Relief): 4.0, vs. Tennessee (3/26/22)
- ▶ Strikeouts: 11, vs. Baylor (2/27/26)
- ▶ ER Allowed: 8, vs. Georgia (4/25/26)
- ▶ Runs Allowed: 8, vs. Georgia (4/25/26)
- ▶ Walks: 6, vs. Missouri St. (2/20/26)
- ▶ Hits Allowed: 9, vs. Georgia (4/25/26)

CAREER STATS

Year	ERA	W	L	App	GS	CG	SHO	CBO	SV	IP	H	R	ER	BB	SO	2B	3B	HR	BF	B/Avg	WP	HBP	BK	SFA	SHA
2022	2.70	5	3	20	12	0	0	0	0	80.0	57	29	24	34	102	10	0	4	332	.201	6	10	0	1	4
2023	10.50	1	1	2	2	0	0	0	0	6.0	5	7	7	6	12	0	0	2	29	.217	0	0	0	0	0
2024	-	-	-	-	-	-	-	-	-	-	-	-	-	-	-	-	-	-	-	-	-	-	-	-	-
2025	2.94	10	3	17	16	0	0	1	0	85.2	59	31	28	40	102	12	2	4	361	.197	2	15	0	1	6
2026	4.82	4	1	11	11	0	0	0	0	56.0	52	31	30	28	75	7	0	8	251	.248	3	12	0	0	1
TOTAL	3.52	20	8	50	41	0	0	1	0	227.2	173	98	89	108	291	29	2	18	973	.212	11	37	0	2	11



27 BUDD UTERMARCK

SR | IF | CHARLOTTE, N.C. | CHARLOTTE CHRISTIAN

SEASON HIGHS

- ▶ Runs: 3, 5x, MR at Tennessee (4/17/26)
- ▶ Hits: 4, at Texas (3/13/26)
- ▶ Home Runs: 2, 4x, MR vs. Murray St (4/21/26)
- ▶ RBI: 6, vs. Jackson St. (2/18/26)
- ▶ Walks: 2, 5x, MR vs. Little Rock (3/31/26)
- ▶ Stolen Bases: 1, 9x, MR vs. Georgia (4/25/26)
- ▶ Assists: 3, vs. Baylor (2/27/26)

CAREER HIGHS

- ▶ Runs: 3, 7x MR at Tennessee (4/17/26)
- ▶ Hits: 4, at Texas (3/13/26)
- ▶ Home Runs: 2, 7x MR vs. Murray St (4/17/26)
- ▶ RBI: 7, vs. Auburn (5/16/25)
- ▶ Walks: 3, at Missouri (3/22/25)
- ▶ Stolen Bases: 2, at South Carolina (4/19/25)
- ▶ Assists: 6, vs. Murray State (5/30/25)

CAREER STATS

Year	Avg.	GP	GS	AB	R	H	2B	3B	HR	RBI	TB	SLG%	BB	HBP	SO	GDP	OB%	SF	SH	SB	ATT	PO	A	E	FLD%
2023	.135	17	9	37	8	5	0	0	2	6	11	.297	1	1	17	1	.179	0	0	1	1	4	0	0	1.000
2024	.230	36	27	100	16	23	6	0	5	12	44	.440	10	2	46	0	.313	0	0	2	3	65	24	3	.967
2025	.294	64	63	252	57	74	11	0	22	69	151	.599	30	4	92	4	.376	1	0	7	12	97	125	8	.965
2026	.310	46	46	174	56	54	8	0	17	40	113	.649	29	7	57	4	.427	1	0	9	10	31	70	9	.918
TOTAL	.277	163	145	563	137	156	25	0	46	127	319	.567	70	14	212	9	.370	2	0	19	25	197	219	20	.954



28 NOAH HALLEN

FR | RHP | WATKINSVILLE, GA. | NORTH OCONEE

SEASON HIGHS

- ▶ IP (Start): --
- ▶ IP (Relief): 2.0, 2x, MR vs. Alcorn St. (4/7/26)
- ▶ Strikeouts: 5, vs. Alcorn St. (4/7/26)
- ▶ ER Allowed: 2, vs. Evansville (3/6/26)
- ▶ Runs Allowed: 2, vs. Evansville (3/6/26)
- ▶ Walks: 1, 2x, MR vs. Little Rock (3/31/26)
- ▶ Hits Allowed: 2, 3x, MR vs. Alcorn St. (4/7/26)

CAREER HIGHS

- ▶ IP (Start): --
- ▶ IP (Relief): 2.0, 2x, MR vs. Alcorn St. (4/7/26)
- ▶ Strikeouts: 5, vs. Alcorn St. (4/7/26)
- ▶ ER Allowed: 2, vs. Evansville (3/6/26)
- ▶ Runs Allowed: 2, vs. Evansville (3/6/26)
- ▶ Walks: 1, 2x, MR vs. Little Rock (3/31/26)
- ▶ Hits Allowed: 2, 3x, MR vs. Alcorn St. (4/7/26)

CAREER STATS

Year	ERA	W	L	App	GS	CG	SHO	CBO	SV	IP	H	R	ER	BB	SO	2B	3B	HR	BF	B/Avg	WP	HBP	BK	SFA	SHA
2026	3.24	1	0	7	0	0	0	0	0	8.1	6	3	3	2	10	2	0	1	27	.194	0	0	0	0	0
TOTAL	3.24	1	0	7	0	0	0	0	0	8.1	6	3	3	2	10	2	0	1	27	.194	0	0	0	0	0



29 GRAYSON GIBSON

FR | LHP | TAMPA, FLA. | CALVARY CHRISTIAN

SEASON HIGHS

- ▶ IP (Start): 2.0, 2x, MR vs. Alcorn St. (4/7/26)
- ▶ IP (Relief): 4.0, vs. Memphis (3/3/26)
- ▶ Strikeouts: 5, vs. Memphis (3/3/26)
- ▶ ER Allowed: 3, vs. Little Rock (3/31/26)
- ▶ Runs Allowed: 3, vs. Little Rock (3/31/26)
- ▶ Walks: 1, 4x, MR vs. Austin Peay (3/17/26)
- ▶ Hits Allowed: 4, 2x, MR vs. Little Rock (3/31/26)

CAREER HIGHS

- ▶ IP (Start): 2.0, 2x, MR vs. Alcorn St. (4/7/26)
- ▶ IP (Relief): 4.0, vs. Memphis (3/3/26)
- ▶ Strikeouts: 5, vs. Memphis (3/3/26)
- ▶ ER Allowed: 3, vs. Little Rock (3/31/26)
- ▶ Runs Allowed: 3, vs. Little Rock (3/31/26)
- ▶ Walks: 1, 4x, MR vs. Austin Peay (3/17/26)
- ▶ Hits Allowed: 4, 2x, MR vs. Little Rock (3/31/26)

CAREER STATS

Year	ERA	W	L	App	GS	CG	SHO	CBO	SV	IP	H	R	ER	BB	SO	2B	3B	HR	BF	B/Avg	WP	HBP	BK	SFA	SHA
2026	3.38	1	1	8	2	0	0	0	0	16.0	11	6	6	4	16	4	0	2	29	.200	1	4	0	0	0
TOTAL	3.38	1	1	8	2	0	0	0	0	16.0	11	6	6	4	16	4	0	2	29	.200	1	4	0	0	0



32 TRISTAN BISSETTA

SR | OF | GREENVILLE, S.C. | CLEMSON

SEASON HIGHS

- ▶ Runs: 3, 2x, MR vs. Southern Miss (4/14/26)
- ▶ Hits: 4, vs. Southern Miss (4/14/26)
- ▶ Home Runs: 2, 4x, MR vs. Kentucky (3/19/26)
- ▶ RBI: 5, at Texas (3/13/26)
- ▶ Walks: 3, 2x, MR vs. Alcorn St (4/7/26)
- ▶ Stolen Bases: 2, at Florida (4/2/26)
- ▶ Assists: --

CAREER HIGHS

- ▶ Runs: 3, 3x, MR vs. Southern Miss (4/14/26)
- ▶ Hits: 4, vs. Southern Miss (4/14/26)
- ▶ Home Runs: 2, 4x, MR vs. Kentucky (3/19/26)
- ▶ RBI: 5, at Texas (3/13/26)
- ▶ Walks: 3, 2x, MR vs. Alcorn St (4/7/26)
- ▶ Stolen Bases: 2, 2x, MR at Florida (4/2/26)
- ▶ Assists: 1, vs. Miami (5/23/24)

CAREER STATS

Year	Avg.	GP	GS	AB	R	H	2B	3B	HR	RBI	TB	SLG%	BB	HBP	SO	GDP	OB%	SF	SH	SB	ATT	PO	A	E	FLD%
2023	.154	12	3	13	0	2	1	0	0	1	3	.231	1	0	6	0	.214	0	0	0	0	2	0	0	1.00
2024	.298	44	36	141	29	42	7	1	7	34	72	.511	22	3	41	3	.401	1	0	3	5	35	1	4	.900
2025	.227	31	19	75	13	17	2	0	3	16	28	.373	15	2	28	1	.358	3	0	2	2	24	0	0	1.000
2026	.326	46	46	175	45	57	9	0	19	51	123	.703	30	2	60	0	.430	0	0	7	9	78	0	0	1.000
TOTAL	.292	133	104	404	87	118	19	1	29	102	226	.559	68	7	135	4	.400	4	0	12	16	139	1	4	.939



33 LANDON KOENIG

JR | RHP | PAGE, N.D. | NORTH DAKOTA STATE

SEASON HIGHS

- ▶ IP (Start): --
- ▶ IP (Relief): 2.1, at Texas (3/15/26)
- ▶ Strikeouts: 4, vs. North Alabama. (3/4/26)
- ▶ ER Allowed: 4, 2x, MR vs. Tennessee (4/19/26)
- ▶ Runs Allowed: 4, 2x, MR at Tennessee (4/19/26)
- ▶ Walks: 2, at Tennessee (4/19/26)
- ▶ Hits Allowed: 4, vs. Kentucky (3/21/26)

CAREER HIGHS

- ▶ IP (Start): 6.0, vs. St. Thomas (5/5/24)
- ▶ IP (Relief): 5.0, vs. N Colorado (4/18/24)
- ▶ Strikeouts: 9, vs. St. Thomas (5/5/24)
- ▶ ER Allowed: 6, 2x, MR at Oral Roberts (3/24/24)
- ▶ Runs Allowed: 7, vs. SDSU (4/6/24)
- ▶ Walks: 4, at Oregon State (3/3/24)
- ▶ Hits Allowed: 10, at Omaha (4/6/25)

CAREER STATS

Year	ERA	W	L	App	GS	CG	SHO	CBO	SV	IP	H	R	ER	BB	SO	2B	3B	HR	BF	B/Avg	WP	HBP	BK	SFA	SHA
2024	7.54	1	3	14	14	0	0	0	0	59.2	86	58	50	25	41	11	5	7	294	.345	5	8	1	6	6
2025	5.40	1	1	19	0	0	0	0	0	46.2	57	32	28	18	46	15	2	3	217	.298	3	2	1	3	3
2026	4.82	3	0	14	0	0	0	0	2	18.2	26	10	10	5	27	3	0	2	86	.329	2	0	0	0	2
TOTAL	6.34	5	4	47	14	0	0	0	2	125.0	169	100	88	48	114	29	7	12	597	.325	10	10	2	9	11



34 LANDON WATERS

SR | RHP | GRENADA, MISS. | MERIDIAN CC

SEASON HIGHS	CAREER HIGHS
<ul style="list-style-type: none"> ▶ IP (Start): -- ▶ IP (Relief): 2.1, vs. Georgia (4/25/26) ▶ Strikeouts: 4, vs. Kentucky (3/20/26) ▶ ER Allowed: 1, 2x, MR at Tennessee (4/19/26) ▶ Runs Allowed: 1, 4x, MR at Tennessee (4/19/26) ▶ Walks: 2, 2x, MR vs. Georgia (4/25/26) ▶ Hits Allowed: 3, vs. Kentucky (3/20/26) 	<ul style="list-style-type: none"> ▶ IP (Start): -- ▶ IP (Relief): 2.1, vs. Georgia (4/25/26) ▶ Strikeouts: 4, 3x, MR vs. Kentucky (3/20/26) ▶ ER Allowed: 3, vs. Texas (2/15/25) ▶ Runs Allowed: 3, vs. Texas (2/15/25) ▶ Walks: 3, vs. UT Martin (5/13/25) ▶ Hits Allowed: 3, vs. Kentucky (3/20/26)

CAREER STATS																									
Year	ERA	W	L	App	GS	CG	SHO	CBO	SV	IP	H	R	ER	BB	SO	2B	3B	HR	BF	B/Avg	WP	HBP	BK	SFA	SHA
2025	6.27	2	0	17	0	0	0	0	1	18.2	16	13	13	10	24	3	2	4	78	.250	4	4	0	0	0
2026	1.00	0	1	18	0	0	0	0	2	18.0	11	4	2	10	18	2	0	2	73	.175	2	0	0	0	0
TOTAL	3.68	2	1	35	0	0	0	0	3	36.2	27	17	15	20	42	5	2	6	151	.213	6	4	0	0	0



35 OWEN HANCOCK

SO | RHP | SYLVESTER, GA. | WORTH COUNTY

SEASON HIGHS	CAREER HIGHS
<ul style="list-style-type: none"> ▶ IP (Start): -- ▶ IP (Relief): 3.2, vs. Mississippi State (3/28/26) ▶ Strikeouts: 5, vs. Mississippi State (3/28/26) ▶ ER Allowed: 2, 2x, MR vs. Southern Miss (4/14/26) ▶ Runs Allowed: 3, vs. North Alabama (3/4/26) ▶ Walks: 2, 2x, MR vs. Georgia (4/25/26) ▶ Hits Allowed: 2, 4x, MR vs. Southern Miss (4/14/26) 	<ul style="list-style-type: none"> ▶ IP (Start): -- ▶ IP (Relief): 3.2, vs. Mississippi State (3/28/26) ▶ Strikeouts: 5, vs. Mississippi State (3/28/26) ▶ ER Allowed: 2, 3x, MR vs. Southern Miss (4/14/26) ▶ Runs Allowed: 3, vs. North Alabama (3/4/26) ▶ Walks: 2, 3x, MR vs. Georgia (4/25/26) ▶ Hits Allowed: 2, 4x, MR vs. Southern Miss (4/14/26)

CAREER STATS																									
Year	ERA	W	L	App	GS	CG	SHO	CBO	SV	IP	H	R	ER	BB	SO	2B	3B	HR	BF	B/Avg	WP	HBP	BK	SFA	SHA
2025	5.40	1	0	4	0	0	0	0	0	3.1	2	2	2	4	5	0	0	1	16	.167	0	0	0	0	0
2026	3.95	2	0	8	0	0	0	0	0	13.2	11	8	6	9	17	2	0	2	64	.204	1	1	0	0	0
TOTAL	4.24	3	0	12	0	0	0	0	0	17.0	13	10	8	13	22	2	0	3	80	.197	1	1	0	0	0



36 WILL FURNISS

SR | IF | NACOGDOCHES, TEXAS | NACOGDOCHES

SEASON HIGHS	CAREER HIGHS
<ul style="list-style-type: none"> ▶ Runs: 3, 3x, MR vs. SEMO (2/24/26) ▶ Hits: 3, 5x, MR vs Georgia (4/25/26) ▶ Home Runs: 2, vs. Georgia (4/25/26) ▶ RBI: 4, 3x, MR vs. Georgia (4/25/26) ▶ Walks: 3, 2x, MR vs. Alcorn St. (4/7/26) ▶ Stolen Bases: -- ▶ Assists: 2, vs. Baylor (2/27/26) 	<ul style="list-style-type: none"> ▶ Runs: 3, 7x MR vs. SEMO (2/24/26) ▶ Hits: 4, 2x, MR vs. Murray State (6/1/25) ▶ Home Runs: 2, 2x, MR vs. Georgia (4/25/26) ▶ RBI: 5, vs. High Point (2/25/24) ▶ Walks: 5, at Mississippi State (5/10/25) ▶ Stolen Bases: 1, vs. Delaware (2/19/23) ▶ Assists: 4, at Oklahoma (5/4/25)

CAREER STATS																									
Year	Avg.	GP	GS	AB	R	H	2B	3B	HR	RBI	TB	SLG%	BB	HBP	SO	GDP	OB%	SF	SH	SB	ATT	PO	A	E	FLD%
2023	.298	48	38	131	18	39	4	0	3	15	52	.397	13	2	33	4	.367	1	0	1	1	35	1	2	.947
2024	.236	51	43	148	27	35	8	0	9	31	70	.473	27	0	46	3	.350	2	0	0	0	106	8	1	.991
2025	.305	58	51	203	46	62	7	0	12	47	105	.517	43	1	56	9	.424	3	0	0	0	351	38	9	.977
2026	.327	46	46	162	33	53	9	0	5	39	77	.475	33	7	40	6	.458	1	0	0	0	307	33	5	.986
TOTAL	.293	203	178	644	124	189	28	0	29	132	304	.472	116	10	175	22	.405	7	0	1	1	799	80	17	.981



38 TERRY HAYES JR.

SO | RHP | RENTON, WASH. | BELLEVUE COLLEGE

SEASON HIGHS	CAREER HIGHS
▶ IP (Start): 3.0, vs. Jackson St. (2/18/26)	▶ IP (Start): 3.0, vs. Jackson St. (2/18/26)
▶ IP (Relief): 2.0, vs. Little Rock (3/31/26)	▶ IP (Relief): 2.0, vs. Little Rock (3/31/26)
▶ Strikeouts: 4, vs. Jackson St. (2/18/26)	▶ Strikeouts: 4, vs. Jackson St. (2/18/26)
▶ ER Allowed: 4, vs. Austin Peay (3/17/26)	▶ ER Allowed: 4, vs. Austin Peay (3/17/26)
▶ Runs Allowed: 4, vs. Austin Peay (3/17/26)	▶ Runs Allowed: 4, vs. Austin Peay (3/17/26)
▶ Walks: 2, vs. SEMO (2/24/26)	▶ Walks: 2, vs. SEMO (2/24/26)
▶ Hits Allowed: 4, vs. SEMO (2/24/26)	▶ Hits Allowed: 4, vs. SEMO (2/24/26)

CAREER STATS																									
Year	ERA	W	L	App	GS	CG	SHO	CBO	SV	IP	H	R	ER	BB	SO	2B	3B	HR	BF	B/Avg	WP	HBP	BK	SFA	SHA
2026	7.94	0	0	8	2	0	0	0	0	11.1	14	11	10	4	13	2	0	1	18	.292	2	2	0	0	0
TOTAL	7.94	0	0	8	2	0	0	0	0	11.1	14	11	10	4	13	2	0	1	18	.292	2	2	0	0	0



39 BLAKE ILITCH

FR | RHP | DETROIT, MICH. | BROTHER RICE

SEASON HIGHS	CAREER HIGHS
▶ Runs: --	▶ Runs: --
▶ Hits: --	▶ Hits: --
▶ Home Runs: --	▶ Home Runs: --
▶ RBI: --	▶ RBI: --
▶ Walks: --	▶ Walks: --
▶ Stolen Bases: --	▶ Stolen Bases: --
▶ Assists: --	▶ Assists: --

CAREER STATS																									
Year	ERA	W	L	App	GS	CG	SHO	CBO	SV	IP	H	R	ER	BB	SO	2B	3B	HR	BF	B/Avg	WP	HBP	BK	SFA	SHA
2026																									
TOTAL																									



40 JP ROBERTSON

R-SO | RHP | MADISON, MISS. | PEARL RIVER CC

SEASON HIGHS	CAREER HIGHS
▶ IP (Start): 3.0, vs. Southern Miss (4/14/26)	▶ IP (Start): 3.0, vs. Southern Miss (4/14/26)
▶ IP (Relief): 3.1, 2x, MR vs. Georgia (4/25/26)	▶ IP (Relief): 3.1, 2x, MR vs. Georgia (4/25/26)
▶ Strikeouts: 5, 3x, MR vs. Georgia (4/25/26)	▶ Strikeouts: 5, 3x, MR vs. Georgia (4/25/26)
▶ ER Allowed: 2, 3x, MR at Tennessee (4/19/26)	▶ ER Allowed: 2, 3x, MR at Tennessee (4/19/26)
▶ Runs Allowed: 4, vs. Coastal Carolina (3/1/26)	▶ Runs Allowed: 4, vs. Coastal Carolina (3/1/26)
▶ Walks: 2, 3x, MR vs. Georgia (4/25/26)	▶ Walks: 2, 3x, MR vs. Georgia (4/25/26)
▶ Hits Allowed: 3, 4x, MR at Tennessee (4/19/26)	▶ Hits Allowed: 3, 4x, MR at Tennessee (4/19/26)

CAREER STATS																									
Year	ERA	W	L	App	GS	CG	SHO	CBO	SV	IP	H	R	ER	BB	SO	2B	3B	HR	BF	B/Avg	WP	HBP	BK	SFA	SHA
2026	3.20	2	1	14	1	0	0	0	0	25.1	25	11	9	12	37	4	0	1	99	.258	1	1	0	0	3
TOTAL	3.20	2	1	14	1	0	0	0	0	25.1	25	11	9	12	37	4	0	1	99	.258	1	1	0	0	3



43 EVAN FARROW

FR | RHP | AUSTIN, TEXAS | VANDEGRIFT

SEASON HIGHS	CAREER HIGHS
▶ IP (Start): --	▶ IP (Start): --
▶ IP (Relief): --	▶ IP (Relief): --
▶ Strikeouts: --	▶ Strikeouts: --
▶ ER Allowed: --	▶ ER Allowed: --
▶ Runs Allowed: --	▶ Runs Allowed: --
▶ Walks: --	▶ Walks: --
▶ Hits Allowed: --	▶ Hits Allowed: --

CAREER STATS																									
Year	ERA	W	L	App	GS	CG	SHO	CBO	SV	IP	H	R	ER	BB	SO	2B	3B	HR	BF	B/Avg	WP	HBP	BK	SFA	SHA
2026																									
TOTAL																									



44 JAKE REIGERT

R-FR | RHP | COTTAGE GROVE, MINN. | EAST RIDGE

SEASON HIGHS	CAREER HIGHS
▶ IP (Start): --	▶ IP (Start): --
▶ IP (Relief): 1.0, vs. Murray St. (4/21/26)	▶ IP (Relief): 1.0, vs. Murray St. (4/21/26)
▶ Strikeouts: 2, vs. Murray St. (4/21/26)	▶ Strikeouts: 2, vs. Murray St. (4/21/26)
▶ ER Allowed: 2, vs. Murray St. (4/21/26)	▶ ER Allowed: 2, vs. Murray St. (4/21/26)
▶ Runs Allowed: 2, vs. Murray St. (4/21/26)	▶ Runs Allowed: 2, vs. Murray St. (4/21/26)
▶ Walks: --	▶ Walks: --
▶ Hits Allowed: 2, vs. Murray St. (4/21/26)	▶ Hits Allowed: 2, vs. Murray St. (4/21/26)

CAREER STATS																									
Year	ERA	W	L	App	GS	CG	SHO	CBO	SV	IP	H	R	ER	BB	SO	2B	3B	HR	BF	B/Avg	WP	HBP	BK	SFA	SHA
2026	18.00	0	0	1	0	0	0	0	0	1.0	2	2	2	0	2	1	0	1	5	.400	0	0	0	0	0
TOTAL	18.00	0	0	1	0	0	0	0	0	1.0	2	2	2	0	2	1	0	1	5	.400	0	0	0	0	0



45 WIL LIBBERT

SO | LHP | ST. THOMAS, MO. | MISSOURI

SEASON HIGHS	CAREER HIGHS
▶ IP (Start): 5.0, 3x, MR vs. Evansville (3/8/26)	▶ IP (Start): 5.2, vs. Evansville (3/1/25)
▶ IP (Relief): 3.0, vs. Mississippi State (4/28/26)	▶ IP (Relief): 5.0, vs. Alabama (5/20/25)
▶ Strikeouts: 7, 2x, MR vs. Missouri St. (2/22/26)	▶ Strikeouts: 7, 6x, MR vs. Missouri St. (2/22/26)
▶ ER Allowed: 5, at Texas (3/15/26)	▶ ER Allowed: 6, at LSU (3/15/25)
▶ Runs Allowed: 6, at Texas (3/15/26)	▶ Runs Allowed: 6, 2x, MR at Texas (3/15/26)
▶ Walks: 4, 2x, MR vs. Kentucky (3/21/26)	▶ Walks: 5, at Alabama (4/25/25)
▶ Hits Allowed: 8, at Texas (3/15/26)	▶ Hits Allowed: 8, at Texas (3/15/26)

CAREER STATS																									
Year	ERA	W	L	App	GS	CG	SHO	CBO	SV	IP	H	R	ER	BB	SO	2B	3B	HR	BF	B/Avg	WP	HBP	BK	SFA	SHA
2025	6.04	3	4	14	11	0	0	0	0	53.2	55	41	36	33	55	10	1	6	255	.264	3	5	0	4	5
2026	7.54	2	2	13	6	0	0	0	0	37.0	48	32	31	17	43	5	0	9	173	.327	1	3	1	3	3
TOTAL	6.65	5	6	27	17	0	0	0	0	90.2	103	73	67	50	98	15	1	15	428	.264	4	8	1	7	8



50 TAYLOR RABE

SO | RHP | GREENVILLE, S.C. | GREENVILLE SENIOR

SEASON HIGHS

- ▶ IP (Start): 6.0, 2x, MR vs. Georgia (4/26/26)
- ▶ IP (Relief): 4.0, vs. Ohio St. (2/28/26)
- ▶ Strikeouts: 7, vs. Ohio St. (2/28/26)
- ▶ ER Allowed: 5, at Tennessee (4/19/26)
- ▶ Runs Allowed: 5, at Tennessee (4/19/26)
- ▶ Walks: 1, 5x, MR vs. LSU (4/12/26)
- ▶ Hits Allowed: 9, vs. Georgia (4/26/26)

CAREER HIGHS

- ▶ IP (Start): 6.0, 2x, MR vs. Georgia (4/26/26)
- ▶ IP (Relief): 4.0, vs. Ohio St. (2/28/26)
- ▶ Strikeouts: 7, vs. Ohio St. (2/28/26)
- ▶ ER Allowed: 5, at Tennessee (4/19/26)
- ▶ Runs Allowed: 5, at Tennessee (4/19/26)
- ▶ Walks: 1, 7x, MR vs. LSU (4/12/26)
- ▶ Hits Allowed: 9, vs. Georgia (4/26/26)

CAREER STATS

Year	ERA	W	L	App	GS	CG	SHO	CBO	SV	IP	H	R	ER	BB	SO	2B	3B	HR	BF	B/Avg	WP	HBP	BK	SFA	SHA
2024	-	-	-	-	-	-	-	-	-	-	-	-	-	-	-	-	-	-	-	-	-	-	-	-	-
2025	4.41	0	1	15	2	0	0	0	0	16.1	22	15	8	2	8	5	0	3	79	.319	2	6	0	2	0
2026	4.24	3	3	11	5	0	0	2	2	40.1	39	19	19	5	47	6	0	7	166	.250	2	4	0	0	1
TOTAL	4.29	3	4	26	7	0	0	2	2	56.2	61	34	27	7	55	11	0	10	245	.271	4	10	0	2	1



55 LEO ODOM

FR | RHP | SUMRALL, MISS. | SUMRALL

SEASON HIGHS

- ▶ IP (Start): --
- ▶ IP (Relief): 1.2, vs. Alcorn St. (4/7/26)
- ▶ Strikeouts: 5, vs. Alcorn St. (4/7/26)
- ▶ ER Allowed: 1, 2x, MR vs. Mississippi State (4/28/26)
- ▶ Runs Allowed: 1, 2x, MR vs. Mississippi State (4/28/26)
- ▶ Walks: --
- ▶ Hits Allowed: 1, 4x, MR vs. Mississippi State (4/28/26)

CAREER HIGHS

- ▶ IP (Start): --
- ▶ IP (Relief): 1.2, vs. Alcorn St. (4/7/26)
- ▶ Strikeouts: 5, vs. Alcorn St. (4/7/26)
- ▶ ER Allowed: 1, 2x, MR vs. Mississippi State (4/28/26)
- ▶ Runs Allowed: 1, 2x, MR vs. Mississippi State (4/28/26)
- ▶ Walks: --
- ▶ Hits Allowed: 1, 4x, MR vs. Mississippi State (4/28/26)

CAREER STATS

Year	ERA	W	L	App	GS	CG	SHO	CBO	SV	IP	H	R	ER	BB	SO	2B	3B	HR	BF	B/Avg	WP	HBP	BK	SFA	SHA
2026	3.18	1	0	5	0	0	0	0	0	5.2	4	2	2	0	11	1	0	1	18	.190	0	1	0	0	0
TOTAL	3.18	1	0	5	0	0	0	0	0	5.2	4	2	2	0	11	1	0	1	18	.190	0	1	0	0	0

GAME-BY-GAME STARTERS BY POSITION

Opponent	C	1B	2B	3B	SS	LF	CF	RF	DH	P
Feb. 13 - Nevada	Fawley	Furniss	Decker	Utermark	Randle	Pacella	Federico	Goldin	Bissetta	Elliott
Feb. 14 - Nevada	Fawley	Furniss	Decker	Utermark	Randle	Sirmans	Federico	Bissetta	Reuter	Townsend
Feb. 15 - Nevada	Fawley	Furniss	Decker	Utermark	Paino	Pacella	Federico	Bissetta	Reuter	Libbert
Feb. 17 - Arkansas State	Fawley	Furniss	Decker	Utermark	Randle	Pacella	Federico	Bissetta	Reuter	Kelly
Feb. 18 - Jackson State	Reuter	Furniss	Decker	Utermark	Randle	Sirmans	Federico	Bissetta	Pacella	Hayes Jr.
Feb. 20 - Missouri State	Fawley	Furniss	Decker	Utermark	Randle	Pacella	Federico	Bissetta	Reuter	Elliott
Feb. 21 - Missouri State	Fawley	Furniss	Decker	Utermark	Randle	Sirmans	Federico	Bissetta	Reuter	Townsend
Feb. 22 - Missouri State	Fawley	Furniss	Decker	Utermark	Randle	Pacella	Federico	Bissetta	Reuter	Libbert
Feb. 24 - SEMO	Reuter	Furniss	Decker	Utermark	Randle	Bissetta	Federico	Goldin	Jones	Hayes Jr.
Feb. 27 - Baylor	Fawley	Furniss	Decker	Utermark	Randle	Sirmans	Federico	Bissetta	Reuter	Elliott
Feb. 28 - Ohio State	Fawley	Furniss	Decker	Utermark	Randle	Pacella	Federico	Bissetta	Reuter	Townsend
Mar. 1 - Coastal Carolina	Fawley	Furniss	Decker	Utermark	Randle	Bissetta	Federico	Goldin	Reuter	Libbert
Mar. 3 - Memphis	Reuter	Furniss	Decker	Utermark	Randle	Sirmans	Federico	Bissetta	Jones	Kelly
Mar. 4 - North Alabama	Fawley	Furniss	Decker	Utermark	Randle	Goldin	Moseley	Bissetta	Reuter	Sipila
Mar. 6 - Evansville	Fawley	Furniss	Decker	Utermark	Randle	Sirmans	Federico	Bissetta	Reuter	Elliott
Mar. 6 - Evansville	Reuter	Furniss	Decker	Utermark	Randle	Pacella	Federico	Bissetta	Paino	Townsend
Mar. 8 - Evansville	Fawley	Furniss	Decker	Utermark	Randle	Jones	Federico	Bissetta	Reuter	Libbert
Mar. 10 - Southern Miss	Fawley	Furniss	Decker	Utermark	Randle	Pacella	Federico	Bissetta	Reuter	Rabe
Mar. 13 - Texas	Fawley	Furniss	Decker	Utermark	Randle	Pacella	Federico	Bissetta	Reuter	Elliott
Mar. 14 - Texas	Fawley	Furniss	Decker	Utermark	Randle	Sirmans	Federico	Bissetta	Reuter	Townsend
Mar. 15 - Texas	Fawley	Furniss	Decker	Utermark	Randle	Sirmans	Federico	Bissetta	Reuter	Libbert
Mar. 17 - Austin Peay	Reuter	Furniss	Decker	Utermark	Randle	Sirmans	Federico	Bissetta	Jones	Kelly
Mar. 19 - Kentucky	Fawley	Furniss	Decker	Utermark	Randle	Sirmans	Federico	Bissetta	Reuter	Elliott
Mar. 20 - Kentucky	Fawley	Furniss	Decker	Utermark	Randle	Goldin	Federico	Bissetta	Reuter	Calhoun
Mar. 21 - Kentucky	Fawley	Furniss	Decker	Utermark	Randle	Pacella	Federico	Bissetta	Reuter	Libbert
Mar. 24 - Memphis	Reuter	Furniss	Decker	Utermark	Paino	Pacella	Federico	Bissetta	Sirmans	Kelly
Mar. 27 - Mississippi State	Fawley	Furniss	Decker	Utermark	Randle	Sirmans	Federico	Bissetta	Reuter	Elliott
Mar. 28 - Mississippi State	Fawley	Furniss	Decker	Utermark	Randle	Jones	Federico	Bissetta	Reuter	Calhoun
Mar. 29 - Mississippi State	Fawley	Furniss	Decker	Utermark	Randle	Pacella	Moseley	Bissetta	Reuter	Townsend
Mar. 31 - Little Rock	Fawley	Furniss	Decker	Utermark	Paino	Jones	Federico	Bissetta	Reuter	Gibson
Apr. 2 - Florida	Fawley	Furniss	Decker	Utermark	Randle	Goldin	Federico	Bissetta	Reuter	Rabe
Apr. 3 - Florida	Fawley	Furniss	Decker	Utermark	Randle	Goldin	Federico	Bissetta	Reuter	Elliott
Apr. 4 - Florida	Fawley	Furniss	Decker	Utermark	Randle	Goldin	Federico	Bissetta	Reuter	Townsend
Apr. 7 - Alcorn State	Fawley	Furniss	Decker	Utermark	Paino	Goldin	Federico	Bissetta	Pacella	Gibson
Apr. 10 - LSU	Fawley	Furniss	Decker	Utermark	Randle	Goldin	Federico	Bissetta	Paino	Elliott
Apr. 11 - LSU	Fawley	Furniss	Decker	Utermark	Randle	Goldin	Federico	Bissetta	Paino	Townsend
Apr. 12 - LSU	Fawley	Furniss	Decker	Utermark	Randle	Goldin	Federico	Bissetta	Paino	Rabe
Apr. 14 - Southern Miss	Fawley	Furniss	Decker	Utermark	Paino	Jones	Federico	Bissetta	Reuter	Robertson
Apr. 17 - Tennessee	Fawley	Furniss	Decker	Utermark	Randle	Goldin	Federico	Bissetta	Paino	Elliott
Apr. 18 - Tennessee	Fawley	Furniss	Decker	Utermark	Randle	Goldin	Federico	Bissetta	Paino	Townsend
Apr. 19 - Tennessee	Fawley	Furniss	Decker	Utermark	Paino	Jones	Federico	Bissetta	Reuter	Rabe
Apr. 21 - Murray State	Fawley	Furniss	Decker	Utermark	Paino	Jones	Federico	Bissetta	Romine	Kelly
Apr. 25 - Georgia	Fawley	Furniss	Decker	Utermark	Paino	Jones	Federico	Bissetta	Romine	Elliott
Apr. 25 - Georgia	Fawley	Furniss	Decker	Utermark	Randle	Jones	Federico	Bissetta	Paino	Townsend
Apr. 26 - Georgia	Reuter	Furniss	Decker	Paino	Randle	Jones	Utermark	Bissetta	Fawley	Rabe
Apr. 28 - Mississippi State	Reuter	Furniss	Decker	Paino	Randle	Jones	Utermark	Bissetta	Pacella	Kelly

GAME-BY-GAME STARTERS BY BATTING ORDER

Opponent	1	2	3	4	5	6	7	8	9
Feb. 13 - Nevada	Decker	Utermark	Furniss	Bissetta	Federico	Pacella	Fawley	Goldin	Randle
Feb. 14 - Nevada	Federico	Utermark	Furniss	Reuter	Fawley	Decker	Bissetta	Sirmans	Randle
Feb. 15 - Nevada	Decker	Bissetta	Utermark	Furniss	Pacella	Fawley	Reuter	Federico	Paino
Feb. 17 - Arkansas State	Decker	Utermark	Furniss	Bissetta	Reuter	Pacella	Fawley	Randle	Federico
Feb. 18 - Jackson State	Decker	Utermark	Furniss	Reuter	Bissetta	Sirmans	Pacella	Federico	Randle
Feb. 20 - Missouri State	Decker	Utermark	Furniss	Bissetta	Reuter	Pacella	Fawley	Randle	Federico
Feb. 21 - Missouri State	Decker	Utermark	Bissetta	Reuter	Furniss	Sirmans	Fawley	Randle	Federico
Feb. 22 - Missouri State	Decker	Utermark	Bissetta	Furniss	Reuter	Pacella	Fawley	Randle	Federico
Feb. 24 - SEMO	Decker	Utermark	Furniss	Bissetta	Reuter	Goldin	Jones	Randle	Federico
Feb. 27 - Baylor	Federico	Utermark	Bissetta	Reuter	Furniss	Fawley	Decker	Sirmans	Randle
Feb. 28 - Ohio State	Decker	Utermark	Bissetta	Reuter	Furniss	Pacella	Randle	Fawley	Federico
Mar. 1 - Coastal Carolina	Decker	Utermark	Bissetta	Reuter	Furniss	Goldin	Fawley	Randle	Federico
Mar. 3 - Memphis	Decker	Utermark	Reuter	Bissetta	Furniss	Sirmans	Jones	Randle	Federico
Mar. 4 - North Alabama	Decker	Bissetta	Utermark	Furniss	Reuter	Moseley	Fawley	Randle	Goldin
Mar. 6 - Evansville	Decker	Utermark	Furniss	Reuter	Bissetta	Sirmans	Randle	Fawley	Federico
Mar. 6 - Evansville	Decker	Utermark	Furniss	Reuter	Bissetta	Randle	Paino	Pacella	Federico
Mar. 8 - Evansville	Decker	Utermark	Furniss	Reuter	Bissetta	Jones	Fawley	Randle	Federico
Mar. 10 - Southern Miss	Decker	Utermark	Furniss	Reuter	Bissetta	Fawley	Randle	Pacella	Federico
Mar. 13 - Texas	Decker	Utermark	Furniss	Bissetta	Reuter	Pacella	Randle	Fawley	Federico
Mar. 14 - Texas	Decker	Utermark	Furniss	Reuter	Bissetta	Sirmans	Randle	Fawley	Federico
Mar. 15 - Texas	Federico	Utermark	Furniss	Reuter	Bissetta	Sirmans	Decker	Fawley	Randle
Mar. 17 - Austin Peay	Federico	Bissetta	Utermark	Reuter	Furniss	Sirmans	Randle	Jones	Decker
Mar. 19 - Kentucky	Federico	Bissetta	Utermark	Reuter	Furniss	Sirmans	Decker	Fawley	Randle
Mar. 20 - Kentucky	Federico	Bissetta	Utermark	Furniss	Reuter	Decker	Goldin	Fawley	Randle
Mar. 21 - Kentucky	Federico	Utermark	Bissetta	Furniss	Reuter	Decker	Pacella	Fawley	Randle
Mar. 24 - Memphis	Federico	Bissetta	Utermark	Furniss	Reuter	Sirmans	Decker	Pacella	Paino
Mar. 27 - Mississippi State	Federico	Utermark	Bissetta	Reuter	Furniss	Sirmans	Decker	Fawley	Randle
Mar. 28 - Mississippi State	Federico	Utermark	Bissetta	Reuter	Furniss	Jones	Decker	Fawley	Randle
Mar. 29 - Mississippi State	Decker	Utermark	Bissetta	Reuter	Furniss	Moseley	Pacella	Fawley	Randle
Mar. 31 - Little Rock	Utermark	Bissetta	Reuter	Furniss	Federico	Jones	Decker	Fawley	Paino
Apr. 2 - Florida	Utermark	Bissetta	Furniss	Reuter	Decker	Randle	Goldin	Fawley	Federico
Apr. 3 - Florida	Utermark	Bissetta	Furniss	Reuter	Decker	Randle	Goldin	Fawley	Federico
Apr. 4 - Florida	Decker	Bissetta	Utermark	Furniss	Reuter	Goldin	Randle	Fawley	Federico
Apr. 7 - Alcorn State	Decker	Bissetta	Utermark	Furniss	Goldin	Pacella	Paino	Fawley	Federico
Apr. 10 - LSU	Decker	Bissetta	Utermark	Furniss	Federico	Goldin	Randle	Fawley	Paino
Apr. 11 - LSU	Decker	Bissetta	Utermark	Furniss	Federico	Goldin	Randle	Fawley	Paino
Apr. 12 - LSU	Decker	Bissetta	Utermark	Furniss	Federico	Goldin	Randle	Fawley	Paino
Apr. 14 - Southern Miss	Utermark	Bissetta	Reuter	Furniss	Federico	Jones	Decker	Fawley	Paino
Apr. 17 - Tennessee	Decker	Bissetta	Utermark	Furniss	Federico	Paino	Randle	Fawley	Goldin
Apr. 18 - Tennessee	Decker	Bissetta	Utermark	Furniss	Federico	Paino	Randle	Fawley	Goldin
Apr. 19 - Tennessee	Utermark	Bissetta	Reuter	Furniss	Federico	Decker	Jones	Fawley	Paino
Apr. 21 - Murray State	Decker	Bissetta	Utermark	Furniss	Federico	Jones	Romine	Fawley	Paino
Apr. 25 - Georgia	Decker	Bissetta	Utermark	Furniss	Federico	Paino	Romine	Fawley	Jones
Apr. 25 - Georgia	Decker	Bissetta	Utermark	Furniss	Federico	Paino	Randle	Fawley	Jones
Apr. 26 - Georgia	Decker	Bissetta	Utermark	Furniss	Jones	Paino	Randle	Reuter	Fawley
Apr. 28 - Mississippi State	Decker	Bissetta	Utermark	Furniss	Paino	Jones	Randle	Reuter	Pacella

SEASON STATISTICS

Record: 31-15 Home: 24-6 Away: 5-6 Neutral: 2-3 SEC: 11-10

Player	avg	gp-gs	ab	r	h	2b	3b	hr	rbi	tb	slg%	bb	hp	so	gdp	ob%	sf	sh	sb-att	po	a	e	fld%	
Will Furniss	.327	46-46	162	33	53	9	0	5	39	77	.475	33	7	40	6	.458	1	0	0-0	307	33	5	.986	
Tristan Bissetta	.326	46-46	175	45	57	9	0	19	51	123	.703	30	2	60	0	.430	0	0	7-9	78	0	0	1.000	
Judd Utermark	.310	46-46	174	56	54	8	0	17	40	113	.649	29	7	57	4	.427	1	0	9-10	31	70	9	.918	
Owen Paino	.279	28-17	61	19	17	3	0	3	16	29	.475	13	1	26	4	.408	1	0	1-1	9	15	1	.960	
Hayden Federico	.277	45-42	137	25	38	5	0	3	20	52	.380	26	10	20	1	.420	3	2	4-4	80	2	1	.988	
Collin Reuter	.260	39-36	127	18	33	13	0	4	28	58	.457	17	6	54	5	.366	3	0	2-2	69	1	0	1.000	
Dom Decker	.253	46-46	158	47	40	4	0	8	25	68	.430	43	7	32	3	.425	4	1	9-11	55	94	1	.993	
Brayden Randle	.227	40-38	132	18	30	5	1	3	16	46	.348	14	5	28	3	.318	3	2	4-5	40	77	5	.959	
Austin Fawley	.184	39-39	125	19	23	6	0	6	23	47	.376	20	4	59	1	.313	1	0	0-0	431	28	6	.987	

Topher Jones	.268	22-13	41	9	11	1	0	2	3	18	.439	7	5	13	0	.434	0	0	0-0	14	1	0	1.000	
Brett Moseley	.240	33-2	25	8	6	0	0	2	7	12	.480	4	2	13	0	.387	0	1	0-1	14	1	1	.938	
Kelven Perera	.200	8-0	10	1	2	0	0	0	2	2	.200	1	0	7	0	.273	0	0	0-0	14	0	0	1.000	
Cannon Goldin	.196	25-14	51	7	10	1	0	0	9	11	.216	7	2	18	0	.311	1	1	0-1	22	0	0	1.000	
Tate Sirmans	.171	21-12	41	3	7	2	0	2	3	15	.366	5	0	13	0	.261	0	0	3-3	9	0	0	1.000	
Daniel Pacella	.133	21-15	45	9	6	0	0	4	15	18	.400	9	3	23	1	.316	0	0	0-0	10	0	1	.909	
Luke Romine	.125	14-2	16	3	2	0	0	0	3	2	.125	4	0	8	0	.300	0	0	0-0	0	0	0	.000	
Totals	.263	46	1480	320	389	66	1	78	300	691	.467	262	61	471	28	.391	18	7	39-47	1205	374	41	.975	
Opponents	.241	46	1513	204	365	56	4	51	189	582	.385	149	41	515	19	.323	14	14	46-62	1153	312	36	.976	

LOB - Team (356), Opp (323). DPs turned - Team (23), Opp (34). IBB - Team (2), T. Bissetta 1, H. Federico 1, Opp (3). Picked off - T. Bissetta 1, T. Sirmans 1, W. Furniss 1, H. Federico 1.

(All games Sorted by Earned run avg)

Player	era	w-l	app	qs	cg	sho	sv	ip	h	r	er	bb	so	2b	3b	hr	b/avg	wp	hp	bk	sfa	sha
Cade Townsend	2.33	4-1	10	10	0	0/1	0	46.1	33	15	12	12	68	9	1	4	.192	2	3	0	2	0
Hunter Elliott	4.82	4-1	11	11	0	0/1	0	56.0	52	31	30	28	75	7	0	8	.248	3	12	0	0	1

Patrick Collopy	0.00	0-0	3	0	0	0/0	0	2.1	1	0	0	3	3	0	0	0	.143	0	0	0	1	0
Landon Waters	1.00	0-1	18	0	0	0/0	2	18.0	11	4	2	10	18	2	0	2	.175	2	0	0	0	0
Walker Hooks	2.21	3-0	17	0	0	0/0	5	36.2	21	12	9	8	43	3	1	3	.171	1	2	0	4	2
Leo Odom	3.18	1-0	5	0	0	0/0	0	5.2	4	2	2	0	11	1	0	1	.190	0	1	0	0	0
JP Robertson	3.20	2-1	14	1	0	0/0	0	25.1	25	11	9	12	37	4	0	1	.258	1	1	0	0	3
Noah Allen	3.24	1-0	7	0	0	0/0	0	8.1	6	3	3	2	10	2	0	1	.194	0	0	0	0	0
Grayson Gibson	3.38	1-1	8	2	0	0/0	0	16.0	11	6	6	4	16	4	0	2	.200	1	4	0	0	0
Owen Hancock	3.95	2-0	8	0	0	0/0	0	13.2	11	8	6	9	17	2	0	2	.204	1	1	0	0	0
Hudson Calhoun	4.01	3-3	13	2	0	0/0	2	33.2	27	17	15	18	52	3	1	5	.220	1	1	0	1	1
Taylor Rabe	4.24	3-3	11	5	0	0/2	2	40.1	39	19	19	5	47	6	0	7	.250	2	4	0	0	1
Marko Sipila	4.50	0-0	4	1	0	0/0	0	6.0	5	3	3	2	9	1	0	1	.238	0	1	0	2	0
Owen Kelly	4.62	2-2	13	6	0	0/0	0	25.1	29	18	13	10	24	1	1	1	.287	0	6	0	1	1
Landon Koenig	4.82	3-0	14	0	0	0/0	2	18.2	26	10	10	5	27	3	0	2	.329	2	0	0	0	2
Wil Libbert	7.54	2-2	13	6	0	0/0	0	37.0	48	32	31	17	43	5	0	9	.327	1	3	1	3	3
Terry Hayes Jr.	7.94	0-0	8	2	0	0/0	0	11.1	14	11	10	4	13	2	0	1	.292	2	2	0	0	0
Jake Reigert	18.00	0-0	1	0	0	0/0	0	1.0	2	2	2	0	2	1	0	1	.400	0	0	0	0	0
Totals	4.08	31-15	46	46	0	2/2	13	401.2	365	204	182	149	515	56	4	51	.241	19	41	1	14	14
Opponents	7.00	15-31	46	46	0	1/1	7	384.1	389	320	299	262	471	66	1	78	.263	53	61	0	18	7

PB - Team (1), A. Fawley 1, Opp (8). Pickoffs - Team (14), G. Gibson 3, W. Libbert 3, H. Elliott 3, W. Hooks 3, A. Fawley 1, O. Kelly 1, Opp (4). SBA/ATT - A. Fawley (29-39), C. Reuter (17-17), W. Hooks (9-10), H. Calhoun (4-8), H. Elliott (6-8), O. Kelly (6-6), W. Libbert (2-5), C. Townsend (5-5), T. Rabe (4-4), J. Robertson (2-4), L. Waters (1-3), T. Hayes Jr. (3-3), M. Sipila (2-2), O. Hancock (2-2), L. Koenig (0-1), G. Gibson (0-1).

SEASON STATISTICS - SEC ONLY

Record: 11-10 Home: 6-6 Away: 5-4 SEC: 11-10

Player	avg	gp-gs	ab	r	h	2b	3b	hr	rbi	tb	slg%	bb	hp	so	gdp	ob%	sf	sh	sb-att	po	a	e	fld%		
Hayden Federico	.343	20-19	67	11	23	1	0	2	12	30	.448	10	5	13	1	.452	2	1	2-2	46	2	1	.980		
Will Furniss	.333	21-21	75	12	25	5	0	4	18	42	.560	12	5	20	1	.452	1	0	0-0	149	13	3	.982		
Judd Utermark	.301	21-21	83	20	25	3	0	4	8	40	.482	10	2	28	3	.389	0	0	2-2	13	40	7	.883		
Owen Paino	.250	13-9	32	7	8	2	0	2	6	16	.500	5	0	12	2	.351	0	0	0-0	4	5	0	1.000		
Tristan Bissetta	.235	21-21	85	15	20	3	0	8	19	47	.553	13	1	34	0	.343	0	0	3-4	45	0	0	1.000		
Dom Decker	.218	21-21	78	14	17	0	0	3	10	26	.333	16	3	14	1	.367	1	0	1-2	23	43	0	1.000		
Brayden Randle	.214	20-19	70	8	15	5	1	2	9	28	.400	5	2	22	1	.278	2	2	0-0	16	37	0	1.000		
Austin Fawley	.203	21-21	69	11	14	3	0	5	12	32	.464	8	2	38	0	.304	0	0	0-0	205	14	1	.995		
Collin Reuter	.109	17-14	55	5	6	3	0	1	6	12	.218	5	2	32	2	.206	1	0	0-0	18	0	0	1.000		

Topher Jones	.263	9-5	19	1	5	0	0	0	0	5	.263	2	2	8	0	.391	0	0	0-0	8	0	0	1.000		
Brett Moseley	.250	15-1	12	3	3	0	0	0	1	3	.250	2	1	6	0	.400	0	1	0-1	7	0	0	1.000		
Cannon Goldin	.148	12-9	27	2	4	0	0	0	1	4	.148	2	1	9	0	.233	0	1	0-1	12	0	0	1.000		
Tate Sirmans	.133	8-4	15	0	2	1	0	0	0	3	.200	0	0	4	0	.133	0	0	0-0	5	0	0	1.000		
Luke Romine	.125	6-1	8	0	1	0	0	0	0	1	.125	0	0	5	0	.125	0	0	0-0	0	0	0	.000		
Daniel Pacella	.100	5-3	10	3	1	0	0	1	4	4	.400	1	1	5	1	.250	0	0	0-0	1	0	0	1.000		
Kelven Perera	.000	2-0	2	0	0	0	0	0	0	0	.000	1	0	1	0	.333	0	0	0-0	8	0	0	1.000		
Totals	.239	21	707	112	169	26	1	32	106	293	.414	92	27	251	12	.346	7	5	8-12	570	171	19	.975		
Opponents	.259	21	735	117	190	22	3	33	110	317	.431	77	19	227	9	.341	8	3	29-36	564	145	15	.979		

LOB - Team (162), Opp (155). DPs turned - Team (11), Opp (13). IBB - Team (2), H. Federico 1, T. Bissetta 1, Opp (2). Picked off - T. Bissetta 1, W. Furniss 1.

(SEC games only Sorted by Earned run avg)

Player	era	w-l	app	gs	cg	sho	sv	ip	h	r	er	bb	so	2b	3b	hr	b/avg	wp	hp	bk	sfa	sha	
Walker Hooks	1.71	3-0	12	0	0	0/0	5	26.1	15	7	5	5	26	0	1	3	.169	0	2	0	3	0	
Cade Townsend	3.58	2-1	6	6	0	0/0	0	27.2	23	14	11	8	36	6	1	4	.217	2	2	0	1	0	
Taylor Rabe	5.33	1-3	7	4	0	0/1	1	27.0	31	16	16	4	33	5	0	6	.282	0	4	0	0	0	
Hunter Elliott	5.45	2-1	7	7	0	0/1	0	36.1	39	22	22	13	45	3	0	4	.273	3	6	0	0	1	

Owen Hancock	0.00	0-0	3	0	0	0/0	0	6.0	3	0	0	4	7	1	0	0	.136	1	0	0	0	0	
Terry Hayes Jr.	0.00	0-0	1	0	0	0/0	0	1.0	1	0	0	0	1	0	0	0	.250	0	1	0	0	0	
Noah Allen	0.00	0-0	1	0	0	0/0	0	0.1	0	0	0	0	1	0	0	0	.000	0	0	0	0	0	
Landon Waters	2.25	0-0	8	0	0	0/0	1	8.0	6	3	2	6	7	1	0	2	.214	0	0	0	0	0	
JP Robertson	4.50	0-0	6	0	0	0/0	0	12.0	11	6	6	9	14	1	0	1	.250	1	0	0	0	1	
Hudson Calhoun	4.95	2-3	9	2	0	0/0	0	20.0	16	13	11	15	30	1	1	4	.216	1	1	0	1	1	
Grayson Gibson	7.71	0-1	1	0	0	0/0	0	2.1	1	2	2	1	1	0	0	0	.125	0	2	0	0	0	
Landon Koenig	9.82	1-0	5	0	0	0/0	0	7.1	9	8	8	3	9	0	0	2	.300	2	0	0	0	0	
Wil Libbert	12.86	0-1	7	2	0	0/0	0	14.0	29	21	20	9	17	3	0	7	.433	1	1	1	1	0	
Marko Sipila	13.50	0-0	1	0	0	0/0	0	0.2	2	1	1	0	0	1	0	0	1.000	0	0	0	2	0	
Owen Kelly	36.00	0-0	2	0	0	0/0	0	1.0	4	4	4	0	0	0	0	0	.571	0	0	0	0	0	
Totals	5.12	11-10	21	21	0	1/1	7	190.0	190	117	108	77	227	22	3	33	.259	11	19	1	8	3	
Opponents	4.98	10-11	21	21	0	1/1	4	188.0	169	112	104	92	251	26	1	32	.239	20	27	0	7	5	

PB - Team (0), Opp (5). Pickoffs - Team (5), W. Hooks 3, H. Elliott 1, A. Fawley 1, Opp (2). SBA/ATT - A. Fawley (24-30), W. Hooks (9-10), C. Reuter (5-5), H. Calhoun (3-5), H. Elliott (4-4), T. Rabe (4-4), C. Townsend (3-3), L. Waters (1-3), J. Robertson (2-3), L. Koenig (0-1), M. Sipila (1-1), O. Hancock (1-1), W. Libbert (1-1).

RESULTS

Date	Opponent	Score	Inns	Overall	SEC	Pitcher of record	Attend	Time
Feb 13, 2026	NEVADA	w 11-3	9	1-0-0	0-0-0	H. Elliott (W 1-0)	10471	3:14
Feb 14, 2026	NEVADA	w 5-1	9	2-0-0	0-0-0	T. Rabe (W 1-0)	9326	2:45
Feb 15, 2026	NEVADA	w 13-2	7	3-0-0	0-0-0	W. Libbert (W 1-0)	8446	3:00
Feb 17, 2026	ARKANSAS STATE	w 7-6	9	4-0-0	0-0-0	L. Koenig (W 1-0)	8350	3:30
Feb 18, 2026	JACKSON STATE	w 18-3	7	5-0-0	0-0-0	O. Hancock (W 1-0)	8347	2:29
Feb 20, 2026	MISSOURI STATE	w 11-6	9	6-0-0	0-0-0	H. Calhoun (W 1-0)	9807	3:29
Feb 21, 2026	MISSOURI STATE	w 6-3	9	7-0-0	0-0-0	T. Rabe (W 2-0)	9893	3:03
Feb 22, 2026	MISSOURI STATE	w 3-2	9	8-0-0	0-0-0	J. Robertson (W 1-0)	8397	2:54
Feb 24, 2026	SOUTHEAST MISSOURI	w 13-3	7	9-0-0	0-0-0	O. Kelly (W 1-0)	8198	2:54
Feb 27, 2026	vs Baylor	L 5-6	(10)	9-1-0	0-0-0	L. Waters (L 0-1)	13427	3:27
Feb 28, 2026	vs Ohio State	w 8-0	9	10-1-0	0-0-0	C. Townsend (W 1-0)	9531	2:54
Mar 01, 2026	vs #9 Coastal Carolina	L 2-9	9	10-2-0	0-0-0	W. Libbert (L 1-1)	6525	2:53
Mar 03, 2026	MEMPHIS	w 7-1	9	11-2-0	0-0-0	G. Gibson (W 1-0)	8604	2:36
Mar 04, 2026	NORTH ALABAMA	w 8-5	9	12-2-0	0-0-0	J. Robertson (W 2-0)	8471	3:11
Mar 06, 2026	EVANSVILLE-1	w 7-2	9	13-2-0	0-0-0	H. Elliott (W 2-0)	8442	2:54
Mar 06, 2026	EVANSVILLE-2	w 14-2	7	14-2-0	0-0-0	C. Townsend (W 2-0)	8532	2:16
Mar 08, 2026	EVANSVILLE	w 8-3	9	15-2-0	0-0-0	W. Libbert (W 2-1)	8315	3:14
Mar 10, 2026	at #7 Southern Miss	L 1-2	9	15-3-0	0-0-0	J. Robertson (L 2-1)	5775	2:36
* Mar 13, 2026	at #2 Texas	w 9-8	(11)	16-3-0	1-0-0	T. Rabe (W 3-0)	7789	4:34
* Mar 14, 2026	at #2 Texas	L 2-11	9	16-4-0	1-1-0	G. Gibson (L 1-1)	7830	3:24
* Mar 15, 2026	at #2 Texas	L 2-8	9	16-5-0	1-2-0	W. Libbert (L 2-2)	7579	3:00
Mar 17, 2026	AUSTIN PEAY	w 9-5	9	17-5-0	1-2-0	O. Hancock (W 2-0)	8094	3:06
* Mar 19, 2026	#15 KENTUCKY	w 5-0	9	18-5-0	2-2-0	H. Elliott (W 3-0)	9013	2:52
* Mar 20, 2026	#15 KENTUCKY	L 1-3	9	18-6-0	2-3-0	H. Calhoun (L 1-1)	9710	2:57
* Mar 21, 2026	#15 KENTUCKY	w 12-9	9	19-6-0	3-3-0	W. Hooks (W 1-0)	9873	3:27
Mar 24, 2026	at Memphis	L 2-6	9	19-7-0	3-3-0	O. Kelly (L 1-1)	1261	3:21
* Mar 27, 2026	#6 MISSISSIPPI STATE	L 4-5	9	19-8-0	3-4-0	T. Rabe (L 3-1)	11758	3:23
* Mar 28, 2026	#6 MISSISSIPPI STATE	L 1-6	9	19-9-0	3-5-0	H. Calhoun (L 1-2)	11336	3:18
* Mar 29, 2026	#6 MISSISSIPPI STATE	L 1-7	9	19-10-0	3-6-0	C. Townsend (L 2-1)	9408	2:56
Mar 31, 2026	LITTLE ROCK	w 7-4	9	20-10-0	3-6-0	N. Allen (W 1-0)	14056	3:17
* Apr 02, 2026	at #21 Florida	w 6-4	9	21-10-0	4-6-0	H. Calhoun (W 2-2)	5948	3:29
* Apr 03, 2026	at #21 Florida	L 0-2	9	21-11-0	4-7-0	H. Elliott (L 3-1)	5911	2:52
* Apr 04, 2026	at #21 Florida	w 5-2	9	22-11-0	5-7-0	W. Hooks (W 2-0)	5847	2:49
Apr 07, 2026	ALCORN STATE	w 11-1	7	23-11-0	5-7-0	L. Odom (W 1-0)	8342	3:03
* Apr 10, 2026	#24 LSU	w 6-3	9	24-11-0	6-7-0	W. Hooks (W 3-0)	10835	3:12
* Apr 11, 2026	#24 LSU	w 12-2	7	25-11-0	7-7-0	C. Townsend (W 3-1)	11501	2:53
* Apr 12, 2026	#24 LSU	w 8-7	9	26-11-0	8-7-0	H. Calhoun (W 3-2)	8914	3:24
Apr 14, 2026	vs #22 Southern Miss	w 10-3	9	27-11-0	8-7-0	L. Koenig (W 2-0)	0	3:08
* Apr 17, 2026	at Tennessee	w 7-4	9	28-11-0	9-7-0	H. Elliott (W 4-1)	7065	2:56
* Apr 18, 2026	at Tennessee	w 8-1	9	29-11-0	10-7-0	C. Townsend (W 4-1)	7430	3:16
* Apr 19, 2026	at Tennessee	L 5-13	9	29-12-0	10-8-0	T. Rabe (L 3-2)	6263	3:14
Apr 21, 2026	MURRAY STATE	w 19-2	7	30-12-0	10-8-0	O. Kelly (W 2-1)	8554	2:59
* Apr 25, 2026	#5 GEORGIA-1	w 10-8	9	31-12-0	11-8-0	L. Koenig (W 3-0)	9709	3:11
* Apr 25, 2026	#5 GEORGIA-2	L 7-9	(14)	31-13-0	11-9-0	H. Calhoun (L 3-3)	9709	6:13
* Apr 26, 2026	#5 GEORGIA	L 1-5	9	31-14-0	11-10-0	T. Rabe (L 3-3)	8956	3:19
Apr 28, 2026	vs #10 Mississippi State	L 3-7	9	31-15-0	11-10-0	O. Kelly (L 2-2)	8223	3:45

() extra inning game

TEAM GAME-BY-GAME STATISTICS

Team Game-by-Game for Ole Miss (as of Apr 29, 2026)
Batting (All games)

Date	Opponent	ab	r	h	rbi	2b	3b	hr	tb	bb	ibb	sb	cs	hbp	sac	sf	gdp	k	po	a	e	lob	avg
Feb 13	NEVADA	33	11	11	10	2	0	1	16	6	0	1	0	4	0	0	1	7	27	11	2	8	.333
Feb 14	NEVADA	33	5	11	5	1	0	3	21	3	0	2	0	1	0	0	2	8	27	12	0	8	.333
Feb 15	NEVADA	28	13	9	11	4	0	1	16	13	0	2	0	0	0	0	0	7	21	8	1	10	.330
Feb 17	ARKANSAS STATE	38	7	13	5	1	0	1	17	4	0	2	0	1	0	1	1	9	27	5	5	11	.333
Feb 18	JACKSON STATE	28	18	11	17	1	0	4	24	13	0	1	0	1	0	0	1	6	21	10	1	6	.344
Feb 20	MISSOURI STATE	33	11	11	11	2	0	3	22	6	0	1	0	2	0	1	0	13	27	6	1	7	.342
Feb 21	MISSOURI STATE	31	6	9	6	2	0	0	11	6	0	3	0	0	0	1	0	11	27	9	0	8	.335
Feb 22	MISSOURI STATE	26	3	5	3	2	0	2	13	8	0	1	2	2	0	0	1	8	27	8	1	9	.320
Feb 24	SOUTHEAST MISS	31	13	13	11	3	0	1	19	5	0	1	0	3	0	0	0	7	21	7	0	7	.331
Feb 27	vs Baylor	36	5	8	5	2	0	2	16	5	0	0	0	1	1	1	1	12	30	9	2	10	.319
Feb 28	vs Ohio State	32	8	7	8	0	0	4	19	6	0	0	1	0	0	0	0	10	27	5	0	3	.309
Mar 01	vs Coastal Carolina	32	2	6	2	1	0	1	10	3	0	1	0	0	0	0	1	8	27	10	3	6	.299
Mar 03	MEMPHIS	30	7	6	7	1	0	3	16	7	0	2	0	2	0	0	0	8	27	12	0	8	.292
Mar 04	NORTH ALABAMA	30	8	8	8	0	0	1	11	7	0	1	0	1	0	0	1	12	27	4	1	6	.290
Mar 06	EVANSVILLE	34	7	15	7	1	0	2	22	5	0	1	1	0	1	2	1	5	27	8	1	11	.301
Mar 06	EVANSVILLE	31	14	14	14	1	0	4	27	5	0	0	0	1	0	1	0	8	21	5	0	6	.310
Mar 08	EVANSVILLE	27	8	7	7	2	0	2	15	9	0	1	0	1	0	2	0	9	27	5	0	7	.308
Mar 10	at Southern Miss	29	1	3	1	1	0	1	7	1	0	0	0	1	0	0	1	9	26	10	0	3	.297
*Mar 13	at Texas	40	9	10	9	1	0	1	14	5	0	0	0	4	1	0	2	16	33	12	0	8	.294
*Mar 14	at Texas	32	2	7	1	2	0	0	9	1	0	0	1	1	0	1	1	10	24	10	1	6	.290
*Mar 15	at Texas	36	2	7	2	3	0	0	10	1	0	1	0	0	0	0	0	16	24	9	3	8	.285
Mar 17	AUSTIN PEAY	30	9	5	8	1	0	2	12	8	0	3	0	2	0	0	0	7	27	12	0	7	.280
*Mar 19	KENTUCKY	32	5	8	5	1	1	3	20	4	0	0	0	0	0	0	0	8	27	7	2	7	.279
*Mar 20	KENTUCKY	29	1	4	1	0	0	1	7	4	0	0	0	1	0	0	2	8	27	9	2	6	.273
*Mar 21	KENTUCKY	29	12	9	11	3	0	3	21	8	1	0	0	1	2	2	1	6	27	10	1	6	.275
Mar 24	at Memphis	29	2	4	2	0	0	0	4	6	0	2	0	2	0	1	1	10	24	17	1	9	.270
*Mar 27	MISSISSIPPI STAT	31	4	4	4	1	0	2	11	2	0	0	0	0	0	0	0	11	27	7	0	2	.265
*Mar 28	MISSISSIPPI STAT	32	1	6	1	0	0	0	6	5	0	0	0	2	0	0	0	14	27	9	2	11	.262
*Mar 29	MISSISSIPPI STAT	34	1	7	1	1	0	0	8	8	0	0	0	0	0	0	0	14	27	7	1	14	.260
Mar 31	LITTLE ROCK	30	7	8	5	3	0	2	17	8	0	0	0	0	0	0	1	13	27	8	0	7	.260
*Apr 02	at Florida	33	6	10	6	3	0	1	16	8	0	2	3	2	0	0	1	14	27	7	0	10	.261
*Apr 03	at Florida	32	0	6	0	0	0	0	6	2	0	0	0	1	0	0	1	11	24	5	1	8	.259
*Apr 04	at Florida	31	5	5	5	0	0	1	8	4	0	1	0	1	0	1	0	15	27	6	0	5	.256
Apr 07	ALCORN STATE	23	11	6	11	3	0	0	9	18	0	4	0	2	0	0	1	4	21	4	0	13	.256
*Apr 10	LSU	31	6	9	5	0	0	1	12	2	0	0	0	1	0	1	1	11	27	6	3	5	.257
*Apr 11	LSU	26	12	9	11	2	0	1	14	8	0	0	0	2	0	1	0	10	21	4	0	7	.259
*Apr 12	LSU	36	8	14	8	1	0	3	24	4	1	1	0	2	1	0	0	8	27	14	0	11	.263
Apr 14	vs Southern Miss	35	10	11	10	4	0	1	18	3	0	0	0	0	0	1	0	11	27	5	1	5	.265
*Apr 17	at Tennessee	34	7	8	6	1	0	3	18	2	0	0	0	2	0	0	1	10	27	9	2	4	.264
*Apr 18	at Tennessee	39	8	13	8	3	0	2	22	3	0	0	0	1	0	1	0	13	27	6	0	9	.266
*Apr 19	at Tennessee	37	5	10	5	1	0	1	14	2	0	1	0	0	0	0	0	13	24	6	0	7	.266
Apr 21	MURRAY STATE	33	19	14	17	1	0	5	30	9	0	1	0	4	0	0	0	5	21	5	1	9	.270
*Apr 25	GEORGIA	33	10	9	10	0	0	5	24	5	0	0	0	0	0	0	0	14	27	10	0	4	.270
*Apr 25	GEORGIA	49	7	9	7	3	0	4	24	11	0	1	0	4	1	0	1	16	42	7	0	16	.267
*Apr 26	GEORGIA	31	1	5	0	0	0	0	5	3	0	1	0	2	0	0	1	13	27	11	1	8	.265
Apr 28	vs Mississippi State	31	3	5	3	1	0	0	6	6	0	1	0	3	0	0	2	13	24	8	1	10	.263
Totals		1480	320	389	300	66	1	78	691	262	2	39	8	61	7	18	28	471	1205	374	41	356	.263

RADIO/TV ROSTER



1 • Brayden Randle
Jr. • IF • 2L
Rockwall, Texas
Rockwall



2 • Brett Moseley
RFR. • OF • RS
Trussville, Ala.
Trussville



3 • Bryden Bull
Fr. • 1B/OF • HS
Las Vegas, Nev.
Las Vegas



4 • Cannon Goldin
Fr. • OF • HS
Buford, Ga.
Buford



6 • Owen Paino
So. • IF • 1L
Poughkeepsie, N.Y.
Roy C. Ketcham



7 • Topher Jones
So. • IF • JC
Hernando, Miss.
Pearl River CC



8 • Tate Sirmans
RFR. • UT • RS
Valdosta, Ga.
Lowndes



9 • Hayden Federico
So. • OF • 1L
West Monroe, La.
West Monroe



10 • Cade Townsend
So. • RHP • 1L
Aliso Viejo, Calif.
Santa Margarita



12 • Dom Decker
Jr. • IF • TR
Sellersburg, Ind.
Murray State



14 • Cooper Johnson
So. • LHP • 1L
Jefferson, Ga.
Mountain View



16 • Kelven Perera
Fr. • C • HS
Miami, Fla.
Miami Springs Senior



17 • Marko Sipila
Sr. • RHP • TR
Orono, Minn.
San Diego State



18 • Luke Romine
Fr. • 1B/LHP • HS
Hernando, Miss.
Hernando



19 • Walker Hooks
So. • LHP • 1L
Brandon, Miss.
Brandon



20 • Collin Reuter
Sr. • C/IF • 1L
Olive Branch, Miss.
BYU



21 • Owen Kelly
Jr. • RHP • TR
Belleville, Ill.
Saint Louis



22 • Patrick Collopy
Jr. • LHP • JC
Austin, Texas
Temple College



23 • Hudson Calhoun
Jr. • RHP • 2L
Tupelo, Miss.
McCallie School



24 • Austin Fawley
Jr. • C • 1L
West Palm Beach, Fla.
Kentucky



25 • Daniel Pacella
Sr. • OF • TR
Mundelein, Ill.
Illinois State



26 • Hunter Elliott
Jr. • LHP • 3L
Tupelo, Miss.
Tupelo



27 • Judd Utermark
Sr. • IF • 3L
Charlotte, N.C.
Charlotte Christian



28 • Noah Allen
Fr. • RHP • HS
Watkinsville, Ga.
North Oconee



29 • Grayson Gibson
Fr. • LHP • HS
Tampa, Fla.
Calvary Christian



32 • Tristan Bissetta
Sr. • OF • TR
Greenville, S.C.
Clemson



33 • Landon Koenig
Jr. • RHP • TR
Page, N.D.
North Dakota State



34 • Landon Waters
Sr. • RHP • 1L
Grenada, Miss.
Meridian CC



35 • Owen Hancock
So. • RHP • 1L
Sylveste, Ga.
Worth County



36 • Will Furniss
Sr. • IF • 3L
Nacogdoches, Texas
Nacogdoches




38 • Terry Hayes Jr.
So. • RHP • JC
Renton, Wash.
Bellevue College



39 • Blake Ilitch
Fr. • RHP • HS
Detroit, Mich.
Brother Rice



40 • JP Robertson
RSo. • RHP • JC
Madison, Miss.
Pearl River CC



43 • Evan Farrow
Fr. • RHP • HS
Austin Texas
Vandegrift



44 • Jake Reigert
RFR. • RHP • RS
Cottage Grove, Minn.
East Ridge



45 • Wil Libbert
So. • LHP • TR
St. Thomas, Mo.
Missouri



50 • Taylor Rabe
So. • RHP • 1L
Greenville, S.C.
Greenville Senior



55 • Leo Odum
Fr. • RHP • HS
Sumrall, Miss.
Sumrall



5 • Mike Bianco
Head Coach
26th Season



15 • Carl Lafferty
Assistant Coach
12th Season



30 • Mike Clement
Assistant Coach
12th Season



31 • Joel Mangrum
Assistant Coach
2nd Season