

## THE MATCHUP

### 2026 SEC BASEBALL TOURNAMENT

MAY 19-24 • HOOVER MET STADIUM (10,800) • HOOVER, ALA. • SEC NETWORK/ABC • VOL NETWORK

**TENNESSEE VOLUNTEERS**  
(37-19 | 15-15 SEC)



**Head Coach:**  
Josh Elander

**Career Record:**  
37-19 (1st year)

**Record at UT:**  
Same

**Rankings:**

DIB: 23 | USAT: 25 | BA: 20  
NCBWA: 24 | PG: 25 | RPI: 28



### INDIVIDUAL STAT LEADERS

#### BATTING (min. 2 PA/G)

| Stat          | Value | Player              |
|---------------|-------|---------------------|
| Batting Avg.  | .357  | Trent Grindlinger   |
| OPS           | 1.053 | Trent Grindlinger   |
| Runs          | 51    | Reese Chapman       |
| Hits          | 66    | Henry Ford          |
| Home Runs     | 18    | Henry Ford          |
| RBI           | 53    | Henry Ford          |
| Total Bases   | 133   | Henry Ford          |
| Slugging Pct. | .619  | Trent Grindlinger   |
| On-Base Pct.  | .434  | Trent Grindlinger   |
| Walks         | 31    | Reese Chapman       |
| Stolen Bases  | 7     | Abernathy / Chapman |

#### PITCHING (min. 25 IP)

| Stat          | Value | Player           |
|---------------|-------|------------------|
| ERA           | 3.39  | Tegan Kuhns      |
| WHIP          | 0.91  | Bo Rhudy         |
| Appearances   | 26    | Brady Frederick  |
| Games Started | 14    | Evan Blanco      |
| Wins          | 7     | Evan Blanco      |
| Saves         | 3     | Arvidson / Rhudy |
| Strikeouts    | 100   | Tegan Kuhns      |
| Opp. B/Avg.   | .196  | Bo Rhudy         |

### TEAM STATS

|                         | No.  | NCAA | SEC |
|-------------------------|------|------|-----|
| Batting Average:        | .277 | 156  | 10  |
| Runs/Game:              | 7.3  | 78   | 7   |
| Hits:                   | 524  | 78   | 7   |
| Home Runs:              | 109  | 7    | 3   |
| Slugging Pct:           | .520 | 15   | 5   |
| On-Base Pct:            | .372 | 204  | 14  |
| Walks:                  | 234  | 156  | 13  |
| Stolen Bases:           | 36   | 272  | 15  |
| ERA:                    | 4.62 | 45   | 7   |
| Hits Allowed/9 Inn.     | 8.21 | 32   | 7   |
| Strikeout-to-Walk Ratio | 3.33 | 6    | 4   |
| Strikeouts/9 Inn.       | 10.3 | 20   | 9   |
| Walks Allowed/9 Inn.    | 3.11 | 6    | 3   |
| WHIP:                   | 1.26 | 10   | 3   |
| Fielding Pct:           | .984 | 3    | 1   |

\*Games through May 17

### VOLS IN THE SEC TOURNAMENT

SEC Tournament Appearances: 21

SEC Tournament Titles: 5 (1993, 1994, 1995, 2022, 2024)

Overall Record: 38-30 (.559)

Last Appearance: 2025 (2-1) | Semifinal Appearance

Last 10 Games: 7-3

#### Last Five Games (4-1)

| Date    | Result             | Location |
|---------|--------------------|----------|
| 5/24/25 | Vandy 10, UT 0 (7) | Hoover   |
| 5/22/25 | UT 7, Texas 5 (12) | Hoover   |
| 5/21/25 | UT 15, Bama 10     | Hoover   |
| 5/26/24 | UT 4, LSU 3        | Hoover   |
| 5/25/24 | UT 6, Vandy 4      | Hoover   |

## LEADING OFF

### VOLS LOOK TO MAKE ANOTHER RUN IN HOOVER

Tennessee has had unprecedented success at the SEC Tournament in Hoover this decade, posting an 15-6 overall record at the event in their six appearances since 2021. The Vols are 7-3 in its last 10 games in Hoover and have advanced to Sunday's championship game in three of the past five seasons (2021, 2022, 2024) while winning a pair of tournament titles in that span (2022, 2024). Prior to 2020, UT had made just four SEC Tournament appearances since 2008 and had not won a game in Hoover since 2007.

### 100-PLUS AGAIN

With six home runs in their final midweek game of the year vs. Belmont on May 12, the Vols eclipsed the 100-homer mark for the fifth straight season, becoming the first SEC team to ever accomplish that feat. UT's 109 long balls this season rank seventh nationally entering the SEC Tournament.

### HITTING HAS SHIFTED INTO HIGH GEAR

The bats have hit their stride in a big way in recent weeks as the Vols have been one of the league's most productive offensive teams down the stretch. Over its final five SEC series, Tennessee scored seven or more runs in nine of its 15 games, posting a 7-2 record when doing so. The Big Orange scored 10-plus runs five times in that stretch and were a perfect 5-0 in those contests.

### LAST TIME OUT

The Vols wrapped up the regular season with a road series victory over No. 20 Oklahoma, riding a red-hot offense to wins in games one and two in Oklahoma City. With its series win over the Sooners, UT secured its sixth straight season with a .500 or better record in SEC play.

## BROADCAST INFO

### TV INFO:

SEC Network  
ABC (Championship Game)

### Talent:

Tom Hart (PxP)  
Dave Neal (PxP)  
Karl Ravech (PxP)

Chris Burke (Analyst)  
Lance Cormier (Analyst)  
Kyle Peterson (Analyst)  
Todd Walker (Analyst)

Kris Budden (Field Reporter)

### RADIO INFO:

Vol Network (FM 99.1 | AM 990)  
UTSports.com // UT Athletics App

### Talent:

John Wilkerson



## 2026 SCHEDULE

### RECORD

### 37-19

|                |       |
|----------------|-------|
| SEC            | 15-15 |
| NON-CONFERENCE | 22-4  |
| HOME           | 28-10 |
| AWAY           | 7-8   |
| NEUTRAL        | 2-1   |
| STREAK         | L1    |

| DATE      | OPPONENT (TV)                  | TIME/RESULT  |
|-----------|--------------------------------|--------------|
| 2/13      | Nicholls                       | W, 10-0 (8)  |
| 2/14 (DH) | Nicholls                       | W, 5-1       |
| 2/14 (DH) | Nicholls                       | W, 12-2 (7)  |
| 2/17      | UNC Asheville                  | W, 10-3      |
| 2/20      | Kent State                     | W, 4-3       |
| 2/21      | Kent State                     | L, 2-1       |
| 2/22      | Kent State                     | L, 9-5       |
| 2/24      | Bellarmine                     | W, 8-3       |
| 2/27      | vs. #1 UCLA <sup>1</sup>       | L, 12-5      |
| 2/28      | vs. Arizona State <sup>1</sup> | W, 5-3       |
| 3/1       | vs. Virginia Tech <sup>1</sup> | W, 3-1       |
| 3/3       | ETSU                           | W, 7-1       |
| 3/4       | Oakland                        | W, 11-2      |
| 3/6       | Wright State                   | W, 4-3       |
| 3/7       | Wright State                   | W, 5-4       |
| 3/8       | Wright State                   | L, 6-0       |
| 3/10      | Tennessee Tech                 | W, 20-2 (7)  |
| 3/13      | @ #8 Georgia*                  | W, 7-4       |
| 3/14      | @ #8 Georgia* (SECN)           | L, 4-2       |
| 3/15      | @ #8 Georgia*                  | L, 8-7       |
| 3/17      | Eastern Kentucky               | W, 10-3      |
| 3/20      | Missouri*                      | L, 8-4       |
| 3/21      | Missouri*                      | W, 4-2       |
| 3/22      | Missouri*                      | W, 7-1       |
| 3/24      | USC Upstate                    | W, 4-2       |
| 3/27      | @ Vanderbilt* (ESPNU)          | L, 3-2 (10)  |
| 3/28      | @ Vanderbilt* (SECN)           | L, 6-5 (16)  |
| 3/29      | @ Vanderbilt* (ESPN2)          | L, 16-15     |
| 3/31      | Austin Peay                    | W, 13-4      |
| 4/3       | LSU* (SECN)                    | L, 7-5       |
| 4/4       | LSU* (ESPN2)                   | W, 4-1       |
| 4/5       | LSU*                           | L, 16-6 (12) |
| 4/7       | Northern Kentucky              | W, 12-6      |
| 4/10      | @ #9 Miss. State*              | W, 6-5       |
| 4/11      | @ #9 Miss. State*              | W, 6-2       |
| 4/12      | @ #9 Miss. State*              | W, 7-2       |
| 4/14      | UNC Asheville                  | W, 11-1 (8)  |
| 4/17      | #25 Ole Miss*                  | L, 7-4       |
| 4/18      | #25 Ole Miss*                  | L, 8-1       |
| 4/19      | #25 Ole Miss*                  | W, 13-5      |
| 4/21      | Lipscomb                       | W, 14-4 (7)  |
| 4/23      | #13 Alabama* (ESPN2)           | L, 12-8      |
| 4/24 (DH) | #13 Alabama*                   | W, 10-0 (8)  |
| 4/24 (DH) | #13 Alabama*                   | W, 11-4      |
| 4/28      | West Georgia                   | W, 13-0 (7)  |
| 5/1       | @ Kentucky*                    | L, 9-2       |
| 5/2       | @ Kentucky*                    | L, 12-2 (8)  |
| 5/3       | @ Kentucky*                    | W, 10-9      |
| 5/5       | Presbyterian                   | W, 8-1       |
| 5/8       | #4 Texas*                      | W, 5-1       |
| 5/9       | #4 Texas*                      | W, 14-9      |
| 5/10      | #4 Texas* (ESPN2)              | L, 13-6      |
| 5/12      | Belmont                        | W, 11-1 (8)  |
| 5/14      | @ Oklahoma*                    | W, 9-7       |
| 5/15      | @ Oklahoma*                    | W, 9-4       |
| 5/16      | @ Oklahoma*                    | L, 12-9      |
| 5/19      | vs. South Carolina* (SECN)     | 5:30 pm      |

\* Southeastern Conference game

1 - Amegy Bank College Baseball Series  
(Globe Life Field - Arlington, Texas)

2 - SEC Tournament (Hoover Met - Hoover, Ala.)

All times Eastern & Subject to Change

[ FOLLOW THE VOLS:



@VOL\_BASEBALL



TENNESSEE BASEBALL ]

## MEDIA INFORMATION

### CREDENTIALS

Media credentials will be issued to members of the working media only. Children and other non-workers will be prohibited. Requests for credentials should be made by calling or emailing **Sean Barows** at least 24 hours prior to game time. All credentials can be claimed at the ticket will call window at the entrance of the stadium.

### INTERVIEW POLICY

Tennessee Head Coach **Josh Elander** and select student-athletes will be available to meet working members of the media inside the field level media room located underneath the third-base concourse following each game at Lindsey Nelson Stadium. Media members are not permitted in the locker room or clubhouse area at anytime.

Interviews with visiting team members may be done on the field, subject to the policy of the visiting team's communications representative.

### PHOTOGRAPHERS/TV

UT issued media credentials are required for all photographers and television media.

Photo wells are located at the end of both dugouts. Photographers and videographers are welcome to shoot from these locations as well as from the concourse as long as they are not blocking the view of spectators.

Non-team affiliated photographers/videographers **are not** be permitted the dugouts at any time. Media may shoot from the warning track along the backstop during pregame and between innings, but must return to the approved shooting areas prior to play resuming.

### PRESS BOX

The Lindsey Nelson Stadium press box is for working members of the media only. The press box includes space for working members of the media, team representatives and game operations personnel. Also located on the press level are two radio booths, a television booth and a workroom with overflow seating. Admission to the press box is by credential only.

Updated cumulative statistics, game notes and team rosters will be available in the press box at each home game. A final box score will be distributed at the completion of each game. Stat Broadcast live stats links for each game are available at [UTStats.com](http://UTStats.com).

An official scorer is assigned to all home games, and **Sean Barows** will keep media informed of all scoring decisions, notable facts and records.

### INTERNET/WIFI

Password protected high-speed wireless Internet (ut-press) is available throughout Lindsey Nelson Stadium. Information on how to connect to ut-press can be found on the place cards at each seat. There are also multiple Ethernet connections available in the press box and radio booths.

### STRATEGIC COMMUNICATIONS INFO

**Overnight Mail Address**  
1551 Lake Loudoun Blvd.  
Anderson Training Center, Ground Floor  
Knoxville, TN 37996

**Sean Barows**  
*Associate Director of Strategic Communications*  
**Office Phone:** 865-974-7478  
**Cell Phone:** 561-312-9432  
**Email:** sbarows@tennessee.edu

### FOLLOW ONLINE

**Website**  
[UTSports.com/sports/baseball](http://UTSports.com/sports/baseball)  
**X, Instagram & TikTok**  
[@Vol\\_Baseball](https://www.instagram.com/Vol_Baseball)  
**Facebook**  
[Facebook.com/VolBaseball](https://www.facebook.com/VolBaseball)

## TENNESSEE NUMERICAL ROSTER

| No. | Name              | Pos.   | Cl.   | B/T | Ht.  | Wt. | Hometown/High School/Previous Schools                           |
|-----|-------------------|--------|-------|-----|------|-----|---|
| 1   | Blaine Brown      | OF/LHP | So.   | L/L | 6-5  | 207 | Houston, Texas/Shadow Creek/Rice                                |
| 2   | Ariel Antigua     | INF    | Jr.   | R/R | 5-8  | 185 | Lake Worth, Fla./Trinity Christian Academy                      |
| 4   | Manny Marin       | INF    | So.   | R/R | 6-1  | 184 | Hialeah, Fla./Westminster Christian School                      |
| 5   | Garrett Wright    | C/OF   | Jr.   | R/R | 6-0  | 193 | Massillon, Ohio/Jackson/Bowling Green                           |
| 6   | Brady Frederick   | RHP    | Jr.   | R/R | 5-11 | 200 | Knoxville, Tenn./Bearden/ETSU                                   |
| 7   | Mark Hindy        | LHP    | Gr.   | L/L | 6-4  | 230 | Essex Falls, N.J./Seton Hall Prep/William & Mary/Duke           |
| 8   | Jay Abernathy     | OF/INF | So.   | L/R | 5-10 | 188 | Acworth, Ga./North Cobb   |
| 9   | Henry Ford        | INF/OF | Jr.   | R/R | 6-5  | 225 | Charlottesville, Va./Baylor School (TV)/Virginia                |
| 11  | Evan Blanco       | LHP    | Sr.   | L/L | 6-0  | 210 | Woburn, Mass./Austin Preparatory/Virginia                       |
| 12  | Evan Hankins      | INF    | Fr.   | L/L | 6-5  | 228 | Bristol, Va./Miller School of Albemarle                         |
| 13  | Reese Chapman     | OF     | Sr.   | L/R | 6-1  | 225 | Parker, Colo./Grandview   |
| 14  | Blake Grimmer     | UTL    | R-So. | L/R | 6-3  | 208 | Spring Lake, Mich./Orchard Lake St. Mary's Prep                 |
| 15  | Hunter High       | OF/INF | Jr.   | L/R | 6-0  | 205 | Crieve Hall, Tenn./Lipscomb Academy                             |
| 16  | Levi Clark        | UTL    | So.   | R/R | 6-1  | 217 | Marietta, Ga./Walton  |
| 17  | Nate Eisfelder    | OF     | Fr.   | R/R | 6-2  | 216 | Johnson City, Tenn./IMG Academy (FL)                            |
| 18  | Landon Mack       | RHP    | So.   | S/R | 6-1  | 212 | Columbus, N.J./Bishop Eustace/Rutgers                           |
| 19  | Cam Appenzeller   | LHP    | Fr.   | L/L | 6-5  | 195 | Chatham, Ill./Glenwood  |
| 20  | Tyler Myatt       | INF/OF | R-So. | L/R | 6-0  | 205 | Tazewell, Tenn./Claiborne/Walters State CC (TN)                 |
| 21  | Tegan Kuhns       | RHP    | So.   | S/R | 6-3  | 193 | Gettysburg, Pa./Gettysburg Area                                 |
| 25  | Brandon Arvidson  | LHP    | R-Jr. | R/L | 6-5  | 217 | Dripping Springs, Texas/Dripping Springs/San Jacinto Coll. (TX) |
| 26  | Chris Newstrom    | INF/OF | So.   | R/R | 6-2  | 212 | Scottsdale, Ariz./Chaparral                                     |
| 27  | Stone Lawless     | C      | R-So. | R/R | 6-2  | 222 | Huntsville, Ala./Huntsville                                     |
| 28  | Hutson Chance     | OF/INF | Fr.   | L/R | 6-3  | 215 | Brentwood, Tenn./Christ Presbyterian Academy                    |
| 29  | Taylor Tracey     | OF/LHP | Fr.   | R/L | 6-6  | 205 | Austin, Texas/Dripping Springs                                  |
| 30  | Trent Grindlinger | C      | Fr.   | R/R | 6-3  | 211 | Huntington Beach, Calif./Huntington Beach                       |
| 31  | Finley Bates      | INF    | Jr.   | R/R | 5-10 | 180 | Castle Rock, Colo./Douglas County/San Diego State               |
| 32  | Ethan Moore       | INF    | Fr.   | S/R | 6-0  | 203 | River Forest, Ill./Oak Park & River Forest                      |
| 33  | Bo Rhudy          | RHP    | Jr.   | R/R | 6-4  | 230 | Chickamauga, Ga./Gordon Lee/Kennesaw State                      |
| 34  | Brayden Krenz     | RHP    | So.   | R/R | 6-3  | 226 | Dublin, Ohio/Dublin Jerome                                      |
| 35  | Cash Williams     | C/OF   | Fr.   | R/R | 6-1  | 201 | Choctaw, Okla./Choctaw  |
| 36  | Sawyer Deering    | RHP    | Fr.   | R/R | 6-0  | 198 | Kimberly, Wis./Kimberly   |
| 37  | Ari Bethea        | RHP    | Fr.   | R/R | 6-0  | 206 | Collierville, Tenn./Collierville                                |
| 38  | Ethan Baiotto     | RHP    | Fr.   | R/R | 6-3  | 216 | Southlake, Texas/Southlake Carroll                              |
| 40  | Jackson Estes     | LHP    | Fr.   | L/L | 6-3  | 220 | North Little Rock, Ark./North Little Rock                       |
| 42  | Will Haas         | LHP    | Fr.   | L/L | 6-1  | 200 | Rockford, Minn./Rockford  |
| 44  | Nic Abraham       | RHP    | So.   | L/R | 6-5  | 218 | Elk Grove, Calif./Franklin                                      |
| 46  | Jax Bishop        | RHP    | Fr.   | R/R | 6-2  | 180 | Rome, Ga./Baylor School (TN)                                    |
| 48  | Chandler Day      | LHP    | Fr.   | L/L | 6-2  | 212 | Germantown, Tenn./Houston                                       |
| 50  | DJ McDowell       | RHP    | Fr.   | R/R | 6-5  | 196 | Atlanta, Ga./Lassiter   |

### COACHING & SUPPORT STAFF

**Head Coach:** #24 Josh Elander (TCU, '16)  
**Record at Tennessee (Year):** 37-19 (1st season)  
**Overall Record (Year):** Same

---

**Associate Head Coach:** #10 Chuck Jeroloman (1st season)  
**Assistant Coach/Recruiting Coordinator:** #23 Ross Kivett (6th season)  
• First Base Coach  
**Assistant Coach/Pitching:** Josh Reynolds (2nd season, 1st as Asst. Coach)  
**Director of Sports Performance:** Keegan Knoll (1st season)  
**Director of Program Development:** Craig Bell (1st season)  
• Third Base Coach  
**Director of Recruiting:** Ricky Martinez (4th season, 1st as Dir. of Recruiting)  
**Director of Baseball Strategy:** Zach Stovall (3rd season)  
**Director of Baseball Operations:** Adam Low (3rd season)  
**Student Assistant Coach:** Parker Serrano (3rd season)  
**Camp Coordinator:** Ethan Payne (2nd season)  
**Indiv. Branding and Community Service Coord:** Kirby Connell (2nd season)  
**Athletic Trainer:** Jeff Wood (26th season)  
**Asst. Director of Sports Nutrition:** Sarah Nguyen (1st season)  
**Student Managers:** Jackson Earls, Holt Gillespie, Freddy Hartzell, Aslan Hullett, Evan Keller, Grayson Pope, Guy Roberts, Cooper Smith, Logan Tudor

### PRONUNCIATION GUIDE

**PLAYERS**  
**Ariel Antigua** (AIR-ee-uhl an-TEE-gwuh)  
Ethan **Baiotto** (bi-OH-toe)  
Sawyer **Deering** (dear-ing)  
Nate **Eisfelder** (ICE-felder)  
Trent **Grindlinger** (GRINNED-linger)  
Mark **Hindy** (hin-dee)  
Brayden **Krenz** (kren-zuhl)  
Tegan **Kuhns** (coons)  
Manny **Marin** (MAIR-in)  
Bo **Rhudy** (Rudy)

**STAFF**  
Josh **Elander** (EE-land-er)  
Chuck **Jeroloman** (jer-rah-low-man)  
Ross **Kivett** (KIV-it)  
Kirby **Connell** (CON-nell)

### QUICK FACTS

#### GENERAL UNIVERSITY INFO

Location: Knoxville, Tenn.  
Founded: 1794  
Enrollment: 40,421  
Conference: Southeastern (SEC)  
Nickname: Volunteers (Vols)  
Colors: Orange (PMS 151) and White  
Mascot: Smokey (a Bluetick Coonhound)  
System President: Randy Boyd  
Chancellor: Dr. Donde Plowman  
Director of Athletics: Dr. Danny White  
Faculty Athletics Rep: Dr. Matt Harris

#### BASEBALL HISTORY

First Year of Baseball: 1897  
All-Time Overall Record: 2,373-1,733-13  
All-Time Collegiate Record: 2,367-1,730-13  
All-Time SEC Record: 860-972-1  
SEC Regular-Season Championships (Last): 5 (2024)  
Eastern Division Championships (Last): 9 (2024)  
SEC Tournament Championships (Last): 5 (2024)  
SEC Tournament Appearances (Last): 21 (2025)

NCAA Tournament Appearances (Last): 15 (2025)  
NCAA Super Regional Appearances (Last): 7 (2025)  
CWS Appearances (Last): 7 (2024)  
National Championships (Last): 1 (2024)

#### TEAM INFO

2025 Record: 46-19  
Home/Away/Neutral: 32-10/9-8/5-1  
2025 SEC Record (Finish): 16-14 (1-7th)  
Home/Away: 7-8/9-6  
Final National Rankings:  
RPI: 14  
Baseball America: 12  
D1Baseball: 12  
NCBWA: 10  
Perfect Game: 12  
USA Today Coaches: 10  
Positional Starters Returning/Lost: 3/6  
Pitchers Returning/Lost: 4/17  
Letterwinners Returning/Lost: 13/23  
Newcomers: 26  
Freshmen/JUCO/D1 Transfers: 16/1/9

## THE ELANDER FILE

**Record:** 37-19 (1st Year)  
**at UT:** Same  
**Alma Mater:** TCU ('16)  
**Hometown:** Round Rock, Texas



### COACHING STOPS

- **2026-Present:**  
Tennessee, Head Coach
- **2023-25:**  
Tennessee, Assoc. Head Coach/Recruiting Coord.
- **2018-22:**  
Tennessee, Assistant Coach/Recruiting Coord.
- **2017:**  
Arkansas, Volunteer Assistant Coach
- **2016:**  
TCU, Student Assistant Coach

### BY THE NUMBERS

**50+**

Helped guide the Vols to back-to-back 50-win seasons in 2021 and 2022 for the first time since 1994-95. Of UT's five 50-plus win seasons, Elander has been on staff for three of them.

**27**

As an assistant and associate head coach at UT (2018-25), coached 27 position players that have been selected in the MLB Draft, including six first rounders.

**8**

Played a major part in helping UT assemble eight top-15 signing classes according to Perfect Game, including six top-10 classes and the top-rated class in the nation in 2024 and 2025.

**5**

During his time on Rocky Top, Elander has helped lead Tennessee to five consecutive NCAA Super Regional appearances (2021-25). No other program in the country has

## TENNESSEE HEAD BASEBALL COACH: JOSH ELANDER

### Full Bio on UTSports.com

Josh Elander was named the 26th head coach in Tennessee baseball history on October 25, 2025 after spending the previous three seasons as the associate head coach and the five years before that as an assistant on the Volunteers staff.

During his eight seasons on staff, the Volunteers have made six NCAA Tournament appearances (2019, 2021, 2022, 2023, 2024, 2025), three trips to the Men's College World Series (2021, 2023, 2024) and captured the program's first national championship (2024) while setting numerous program, SEC and NCAA records along the way. Tennessee has also won four combined SEC Titles in that time, pulling off the double by winning the regular season and tournament crowns in 2022 and 2024.

Prior to being named head coach, Elander worked primarily with the team's hitters and catchers while also serving as Tennessee's recruiting coordinator.

Since his arrival, Elander has played an integral part in helping Tennessee sign eight top-15 recruiting classes according to Perfect Game. The Vols brought in the fifth-ranked class in 2018, the seventh-ranked class in 2019, the 11th-ranked class in 2020, the sixth-ranked class in 2021, the 13th ranked class in 2022, the fourth ranked class in 2023 and back-to-back No. 1 rated classes for 2024 and 2025.

Elander has shown an innate ability to develop players and prepare them for professional baseball, having coached 27 hitters/position players that have been selected in the Major League Baseball Draft during his eight seasons on Rocky Top, including six first rounders in Drew Gilbert (2022 - Houston Astros - 28th overall), Jordan Beck (2022 - Colorado Rockies - 38th overall), Christian Moore (2024 - Los Angeles Angels - 8th overall), Blake Burke (2024 - Milwaukee Brewers - 34th overall), Gavin Kilen (2025 - San Francisco Giants - 13th overall) and Andrew Fischer (2025 - Milwaukee Brewers - 20th overall). In his time at Tennessee (2018-pres.), Elander has coached 17 hitters/position players that have been selected in the top five rounds of the MLB Draft.

During his tenure, Tennessee has evolved into one of the country's top offensive teams year after year.

The Vols once again displayed impressive power in 2025, finishing as one of the nation's leaders in home runs for the fifth straight year. UT hit 131 long balls, which ranked second in the country and marked the fourth consecutive season it has hit 100 or more homers. Tennessee had eight players hit double-digit dingers.

In its record-setting 2024 season, Tennessee reached the mountain top by winning the first national championship in program history, defeating Texas A&M in the Men's College World Series Finals. The Volunteers became the first SEC team to ever win 60 games in a season, finishing with an incredible 60-13 overall record. UT also became just the fourth program in history to win the SEC regular season crown, the SEC Tournament title and the National Championship in the same year.

### PRIOR TO TENNESSEE

Prior to joining the staff at UT, Elander was part of an Arkansas team that went 45-19 and hosted an NCAA Regional in 2017. He helped lead one of the most potent offenses in the SEC as the Razorbacks led the conference and ranked ninth nationally with 83 home runs in 2017. The Hogs also ranked among the top three in the SEC in batting average, runs scored, RBI, slugging percentage, on-base percentage, triples and total bases. Elander played a large role in working with Arkansas' catchers and helped develop Grant Koch into a first team All-SEC selection. Koch also earned a spot on the USA Baseball Collegiate National team.

Before joining Arkansas' coaching staff in 2017, Elander spent the 2016 season as a student assistant at his alma mater TCU, where he was able to complete his degree in communications while helping the Horned Frogs reach their third consecutive College World Series. During his time at TCU, Elander helped mentor sophomore catcher Evan Skoug, who was a semifinalist for the Johnny Bench Award and was invited to join the USA Baseball Collegiate National Team.

### PLAYING CAREER

Elander had a decorated playing career himself during his time at TCU from 2010-12. He hit .333 with 39 doubles, seven triples, 18 home runs and 114 RBIs over 169 games during his three seasons in Fort Worth. Elander earned Freshman All-America honors from Louisville Slugger and Ping!Baseball in 2010 after batting .356 with 69 hits, 16 doubles, four triples, two home runs and 33 RBI in 59 games while helping TCU reach the College World Series. After taking over as the Horned Frogs starting catcher as a sophomore, Elander earned a spot on the USA Baseball Collegiate National Team. Under the guidance of Vitello, who was TCU's hitting coach from 2011-13, Elander started all 62 games and posted careers highs with 70 hits, 11 home runs and 43 RBIs en route to earning all-conference and Capital One Academic All-America honors in 2012.

Elander was drafted by the Atlanta Braves in the sixth round of the 2012 MLB Draft and spent parts of four years in the Braves and Arizona Diamondbacks minor league systems.

Elander's best season came in 2013 when he was named the Atlanta Braves Minor League Player of the Year and also won the Atlanta Braves Hank Aaron Award, which is presented annually to the organization's top hitter in the minor leagues. During his professional career, Elander hit .273 with 21 homers and 135 RBIs through 222 games.

### PERSONAL

Elander is a native of Round Rock, Texas and earned his Bachelor's degree in communications from TCU in 2016. He lives in Knoxville with his wife, Brittany, and their three daughters, A.J., Maxie and Ava.

## ELANDER YEAR-BY-YEAR RECORD AT TENNESSEE

| Year  | Overall             | SEC                 | Notable   |
|-------|---------------------|---------------------|---|
| *2018 | 29-27               | 12-18               | Posted best SEC home record (9-6) since 2005                  |
| *2019 | 40-21               | 14-16               | First NCAA Regional berth since 2005                          |
| *2020 | 15-2                | 0-0                 | Started season 13-0 ( <i>COVID-19 shortened season</i> )      |
| *2021 | 50-18               | 20-10               | First College World Series appearance since 2005              |
| *2022 | 57-9                | 25-5                | Program record 57 wins and SEC Champions (x2)                 |
| *2023 | 44-22               | 16-14               | Sixth MCWS appearance in program history                      |
| *2024 | 60-13               | 22-8                | MCWS Champions, SEC Regular Season & Tourney Champs           |
| *2025 | 46-19               | 16-14               | Advanced to fifth straight NCAA Super Regional                |
| 2026  | 37-19               | 15-15               | First head coach in UT history to win 30+ games in first year |
|       | <b>37-19 (.661)</b> | <b>15-15 (.500)</b> | <b>2024 National Champs, 3 MCWS Appearances, 4 SEC Titles</b> |

\*Assistant/Associate Head Coach

## ELANDER'S NCAA APPEARANCES

| Year        | Team              | Round                                 |
|-------------|-------------------|---------------------------------------|
| 2025        | Tennessee*        | Fayetteville Super Regional           |
| <b>2024</b> | <b>Tennessee*</b> | <b>College World Series Champions</b> |
| <b>2023</b> | <b>Tennessee*</b> | <b>College World Series</b>           |
| 2022        | Tennessee*        | Knoxville Super Regional              |
| <b>2021</b> | <b>Tennessee*</b> | <b>College World Series</b>           |
| 2019        | Tennessee*        | Chapel Hill Regional                  |
| 2017        | Arkansas*         | Fayetteville Regional                 |
| <b>2016</b> | <b>TCU*</b>       | <b>College World Series</b>           |
| 2012        | TCU**             | Los Angeles Super Regional            |
| 2011        | TCU**             | Fort Worth Super Regional             |
| <b>2010</b> | <b>TCU**</b>      | <b>College World Series</b>           |

\*Assistant/Student Coach \*\*Player **BOLD** = CWS

NUMBERS TO KNOW

6

For the **SIXTH** straight season, UT finished SEC play with a .500 record or better, marking the first time the program has done that since the league went to a 30-game schedule.

11

Tennessee has played its best baseball this season when facing ranked opponents with **11** of its 15 SEC wins having come against teams ranked in the top 25 at the time of the game.

100+

The Vols reached the **100**-homer mark for the fifth straight season, becoming to first SEC team to ever accomplish that feat. UT enters the postseason with 109 long balls.

ROUNDING THE BASES

SEC SUCCESS ON ROCKY TOP

- Since now head coach **Josh Elander** joined UT's coaching staff in 2018, the Vols are **140-100** in league play. In the six full seasons prior (2012-17), UT was 81-120 in SEC play.
- UT is **114-66** in SEC regular-season play since 2021, which is one game behind Arkansas (115-65) for the best record in the league in that span. Including postseason games, the Vols are **130-74** against SEC foes since 2021.
- After finishing with a 15-15 record in SEC play this year, the Vols have posted **six straight seasons with at least a .500 record in conference play (2021, 2022, 2023, 2024, 2025, 2026), including 20-plus SEC wins in three of the last six years.** The last time UT had six consecutive years with a record of .500 or better in SEC play was when it had nine straight from 1968-76. **This is the first time the Vols have accomplished the feat since the league moved to a 30-game conference schedule in 1996.**
- Tennessee and Arkansas are the only two teams in the SEC who have posted .500 or better records in league play in each of the past six seasons.

VOLS VS. RANKED FOES IN SEC SERIES

- During now head coach **Josh Elander's** time on staff in Knoxville, Tennessee has played **52** SEC regular-season series against ranked teams and has won **31** of those series with a **88-68** overall record.
- Since 2021, the Vols are **26-12** in such series with a **72-42** overall record, including 13 series wins.
- **Against top 10 foes during SEC conference weekends,** Tennessee has claimed **13 series victories** while posting **44 total wins** in the regular season since 2019.
- Tennessee **has won four of its six series against ranked teams this season,** sweeping No. 9 Mississippi State on the road (April 10-12) while taking two of three against No. 13 Alabama (April 23-24), No. 4 Texas (May 8-10) and No. 20 Oklahoma (May 14-16). **Eleven of the Vols 15 conference wins this season have come against ranked foes.**

DECADE OF THE VOLS

- Since the start of the 2020 season, no program in college baseball has won more games and posted a higher winning percentage than Tennessee.
- Entering this season, Tennessee was **one of only three teams (Arkansas and Southern Miss) in the nation with at least 40 wins in each of the last six full seasons (2019, 2021, 2022, 2023, 2024, 2025).** The Vols need three more wins to make it seven straight years with 40 or more wins. The longest streak of 40-win seasons in program history prior to this current one was five consecutive years from 1993-97.
- UT's **309 victories and .752 winning percentage** both rank No. 1 in the nation since 2020.

NCAA Division I Leaders by Winning Pct (Since 2020)

1. Tennessee - .752 (309-102)
2. Arkansas - .722 (278-107)

HITTING HAS SHIFTED INTO HIGH GEAR

- The bats have hit their stride in a big way in recent weeks as the Vols have been one of the league's most productive offensive teams down the stretch.
- **Over its final five SEC series, UT scored seven or more runs in nine of its 15 games, posting a 7-2 record** when doing so. The Big Orange **scored 10-plus runs five times in that stretch and were a perfect 5-0** in those contests.
- During its first 15 conference games, Tennessee averaged 5.8 runs per game and hit just 20 home runs. **In its last 15 SEC games, the Vols have averaged nearly two more runs per game (7.5) and blasted 33 homers.**
- Since the calendar turned to April, the Big Orange have really increased their power numbers, as well, **hitting 65 long balls in just 27 games, an average of 2.4 per game,** to go along with 54 doubles and three triples.

THREE VOLS GARNER SEC HONORS

- Tennessee had **three players earn Southeastern Conference postseason honors** as the league announced its yearly award winners and All-SEC teams on Monday afternoon.
- Headlining the group of Volunteers was RHP **Tegan Kuhns,** who was named an **All-SEC second team selection** as a starting pitcher after finishing the regular season with a 5-4 record and ranking among the SEC leaders in strikeout-to-walk ratio (third - 6.67), strikeouts (t-fourth - 100) and ERA (ninth - 3.39).
- The Vols also had a pair of youngsters earn recognition in DH **Trent Grindlinger** and LHP **Cam Appenzeller,** marking the **fifth time in program history that UT has had multiple players earn SEC All-Freshman Team honors** and just the second time since 2008.

JUST CATCH IT

- Tennessee has shown drastic improvement defensively this season, **ranking third nationally and first in the SEC in fielding percentage (.984) while having committed the fourth fewest errors (31) of any team in the country.**
- After finishing last year ranked 139th nationally and 15th in the SEC with a .970 fielding percentage, the Vols are **on pace to shatter the single-season program record for fielding percentage (.980 in 2022).**
- Tennessee has **committed one or fewer errors in 47 of its 56 games** this season, including **37 contests** in which it has not committed a single error.

RECORD BREAKDOWN

|                          | Overall | SEC   |
|--------------------------|---------|-------|
| Overall                  | 37-19   | 15-15 |
| Home                     | 28-10   | 8-7   |
| Away                     | 7-8     | 7-8   |
| Neutral                  | 2-1     | --    |
| Non-Conference           | 22-4    | --    |
| vs. Ranked Opponent      | 9-6     | 9-6   |
| Day Games                | 18-13   | 5-9   |
| Night Games              | 19-6    | 10-6  |
| vs. Left-Handed Starter  | 14-6    | 7-5   |
| vs. Right-Handed Starter | 23-13   | 8-10  |
| 1-Run Games              | 5-5     | 2-4   |
| 2-Run Games              | 5-2     | 2-2   |
| 5+ Run Games             | 22-7    | 7-5   |
| Extra Innings            | 0-3     | 0-3   |
| Shutouts                 | 3-1     | 1-0   |
| Scoring 0-2 Runs         | 0-7     | 0-5   |
| Scoring 3-5 Runs         | 10-6    | 3-4   |
| Scoring 6-9 Runs         | 10-5    | 7-5   |
| Scoring 10+ Runs         | 17-1    | 5-1   |
| Opp. 0-2 Runs            | 19-1    | 7-0   |
| Opp. 3-5 Runs            | 14-2    | 5-2   |
| Opp. 6-9 Runs            | 4-9     | 3-7   |
| Opp. 10+ Runs            | 0-7     | 0-6   |
| Score in 1st Inning      | 16-6    | 6-5   |
| Opp. Score in 1st Inning | 9-5     | 4-4   |
| Score First              | 24-5    | 9-4   |
| Opp. Score First         | 13-14   | 6-11  |
| After 6 Innings:         |         |       |
| Leading                  | 33-4    | 13-4  |
| Trailing                 | 2-13    | 0-9   |
| Tied                     | 2-2     | 2-2   |
| After 7 Innings:         |         |       |
| Leading                  | 30-3    | 14-3  |
| Trailing                 | 0-15    | 0-11  |
| Tied                     | 3-1     | 1-1   |
| After 8 Innings:         |         |       |
| Leading                  | 28-2    | 14-2  |
| Trailing                 | 0-14    | 0-10  |
| Tied                     | 1-2     | 0-2   |
| Hit 0 Home Runs          | 6-3     | 4-1   |
| Hit 1 Home Run           | 8-9     | 3-7   |
| Hit 2+ Home Runs         | 23-7    | 8-7   |
| Opp. 0 Home Runs         | 18-2    | 4-0   |
| Opp. 1 Home Run          | 12-2    | 6-2   |
| Opp. 2+ Home Runs        | 7-15    | 5-13  |
| Made 0 Errors            | 28-9    | 11-8  |
| Made 1 Error             | 7-3     | 3-3   |
| Made 2+ Errors           | 2-7     | 1-4   |
| Opp. 0 Errors            | 15-9    | 7-8   |
| Opp. 1 Error             | 12-6    | 3-3   |
| Opp. 2+ Errors           | 10-4    | 5-4   |
| Out-Hit Opp.             | 31-5    | 11-4  |
| Out-Hit by Opp.          | 5-13    | 4-11  |
| Hits are tied            | 1-1     | --    |
| <b>BY MONTH</b>          |         |       |
| February                 | 7-3     | --    |
| March                    | 12-7    | 3-6   |
| April                    | 11-5    | 7-5   |
| May                      | 6-4     | 5-4   |
| June                     | --      | --    |
| <b>BY UNIFORM</b>        |         |       |
| All Whites               | 8-3     | 1-2   |
| Orange Top               | 8-7     | 5-7   |
| Cream                    | 3-4     | 2-2   |
| Pinstripes               | 10-0    | --    |
| Smokey Grey              | 3-2     | 3-2   |
| Black                    | 4-1     | 4-2   |

ROUNDING THE BASES

VOLS DIG THE LONG BALL

- Tennessee has been the nation's most prolific home run hitting team since the start of the 2021 season, leading all NCAA Division I programs with **804** long balls during that span, **123 more than the next closest team** (Georgia - 681).
- The Vols have **hit a season-high six home runs three times since April 19**: vs. No. 25 Ole Miss (4/19), vs. No. 4 Texas (5/9), vs. Belmont (5/12). Tennessee's **109 homers this season rank seventh nationally and third in the SEC**.
- The Vols had a major power surge in recent weeks and have **blasted an astounding 50 home runs over their last 18 games** (2.8 per game), including nine games with three or more in that stretch.
- UT reached the **century mark for the fifth consecutive season with six homers in a win vs. Belmont on April 12. The Vols are the first SEC team to ever hit 100-plus homers in five straight seasons.**

Five Straight 100-Plus HR Seasons

- 2026 - 109 (1.95/game)
- 2025 - 131 (2.02/game)
- 2024 - 184 (2.52/game) \*Program Record
- 2023 - 126 (1.91/game)
- 2022 - 158 (2.39/game)

- The Vols have posted two of the most prolific home run hitting seasons in NCAA history with a **program record 184 in 2024 and 158 in 2022**, which ranks second and fifth, respectively, in NCAA Division I history and are the top two totals in the BBCOR bat era (since 2011).

NCAA Division I Team Home Run Leaders (Single Season)

1. LSU - 188 (1997)
2. Tennessee - 184 (2024)
3. BYU - 161 (1988)
4. Alabama - 160 (1997)
5. Tennessee - 158 (2022)

- Tennessee became the **only team in NCAA Division I history to have five players hit 20 or more home runs in a single season in 2024: Christian Moore (34), Billy Amick (23), Dylan Dreiling (23), Blake Burke (20) and Kavares Tears (20).**
- The Big Orange hit 126 home runs in 2023, which is the fourth highest tally in program history and ranked sixth in the country.
- Since 2019, the Big Orange have tied the program's single-game home run record on five different occasions, blasting seven long balls each in victories over Evansville (6/9/24), Morehead State (3/10/23), Mississippi State (5/19/22), James Madison (3/9/22) and Lipscomb (4/9/19).

Grand Slams Galore

- The Vols **12 grand slams in 2024 were tied for the second most in a single season in NCAA history (most in the BBCOR bat era) and the most ever by an SEC team.** The NCAA single-season record is 14 by Arizona State in 2003 (68 games). Nine different players hit a grand slam for the Vols in 2024.
- Tennessee hit **eight grand slams** in 2025 with seven different players having hit a grand slam.
- UT hit its first two grand slams of the year in a midweek win over Tennessee Tech on March 10, courtesy of **Reese Chapman** and **Nate Eisfelder**, and has five total this season with **Blaine Brown** (April 5 vs. LSU) and **Manny Marin** (April 14 vs. UNC Asheville) also having gone deep with the bases loaded.

TENNESSEE ACE: TEGAN KUHN'S

- RHP Tegan Kuhns had an incredible run of starts in **April and May for the Vols, posting a 4-1 record with a 2.81 ERA, 54 strikeouts and just nine walks over seven starts.**
- Kuhns has **pitched at least five innings in each of his last six starts and allowed just three runs on 16 hits while racking up 27 strikeouts over his four April starts**, including back-to-back scoreless outings against ranked opponents in No. 13 Alabama and No. 25 Ole Miss.
- The sophomore racked up the honors after **tossing an eight-inning, complete-game shutout** in game two of UT's series against the Crimson Tide.  
**Golden Spikes x D1Baseball Player of the Week**  
**NCBWA Dick Howser Trophy Co-Pitcher of the Week**  
**Baseball America National Team of the Week**  
**SEC Pitcher of the Week**
- It marked the first complete-game of Kuhns' career and the first by a UT pitcher since **Marcus Phillips** tossed a seven-inning, complete-game shutout against Florida in March of 2025. Kuhns **allowed just three hits and one walk while racking up nine strikeouts** to earn the win in a 10-0 run-rule victory, setting the Crimson Tide down in order five times over his eight innings of work.
- Kuhns dazzled yet again in a Friday's series opening win vs. No. 4 Texas (5/8), **tossing seven shutout innings while allowing just four hits and one walk.** The Gettysburg, Pennsylvania, native, **set a career-high and tied the SEC single-game high this season with 15 strikeouts**, tying LSU's Casan Evans mark vs. Oklahoma on March 19.
- Kuhns' **15 strikeouts were the most by a Tennessee pitcher since James Adkins also struck out 15 in a win over Winthrop in the NCAA Knoxville Regional on June 4, 2005.**
- Following his performance against the Longhorns, **Kuhns was named the SEC Pitcher of the Week and tabbed to the Baseball America National Team of the Week** for the second time in three weeks.

SWING AND MISS STUFF

- Entering the SEC Tournament, Tennessee's pitching staff **ranks 11th nationally with 569 strikeouts.**
- The Vols have **struck out 10 or more batters in 36 of their 56 games** this season.
- UT also ranks **20th in the NCAA in strikeouts per nine innings (10.3) and sixth in strikeout-to-walk ratio (3.33).**
- Tennessee **has nine pitchers who have racked up 25-plus strikeouts** this season, led by its weekend rotation of **Tegan Kuhns (100), Evan Blanco (94) and Landon Mack (77).**

AWARDS & HONORS

CAM APPENZELLER • LHP • FR

- SEC All-Freshman Team
- Baseball America Freshman of the Year Midseason Watch List
- NCBWA Stopper of the Year Midseason Watch List
- Perfect Game Midseason Freshman All-American -- 1st Team
- SEC Freshman of the Week (4/13)

EVAN BLANCO • LHP • SR

- SEC Community Service Team

BLAINE BROWN • OF/LHP • SO

- John Olerud Two-Way Player of the Year Watch List
- Preseason All-American -- 2nd Team (Baseball America)
- Baseball America College Team of the Week (2/17)

HENRY FORD • 3B • JR

- Golden Spikes Award Midseason Watch List
- Baseball America Week 5 College Team of the Week (3/17)
- Baseball America Preseason Player of the Year Watch List
- Bobby Bragan Nat'l Collegiate Slugger Award Watch List
- Preseason All-American -- 1st Team (Perfect Game)
- Preseason All-American -- 3rd Team (NCBWA, Perfect Game)

BRADY FREDERICK • RHP • JR

- Preseason All-American -- 2nd Team (NCBWA)
- Preseason All-American -- 3rd Team (D1Baseball, Perfect Game)

TRENT GRINDLINGER • DH/C • FR

- SEC All-Freshman Team
- Perfect Game National Freshman of the Week (4/28)
- SEC Co-Freshman of the Week (4/27)

TEGAN KUHN'S • RHP • SO

- All-SEC -- 2nd Team (SP)
- College Baseball Foundation Nat'l Pitcher of the Year Watch List
- Baseball America Preseason Pitcher of the Year Watch List
- Preseason All-American - 2nd Team (Baseball America)
- Golden Spikes Award Player of the Week (4/27)
- NCBWA Dick Howser Trophy Co-Pitcher of the Week
- SEC Pitcher of the Week (5/11 & 4/27)
- Baseball America College Team of the Week (5/12 & 4/28)

LANDON MACK • RHP • SO

- College Baseball Foundation Nat'l Pitcher of the Year Watch List

MANNY MARIN • SS • SO

- Brooks Wallace Shortstop of the Year Award Semifinalist

GARRETT WRIGHT • OF/C • JR

- Preseason All-American -- 3rd Team (NCBWA)

VOLS ON TELEVISION

Tennessee has shined bright on the national stage in recent years.

The Vols have a 90-56 overall record in TV games since 2018.

Record Breakdown by Year

- 2026: 1-7
- 2025: 10-10
- 2024: 22-6
- 2023: 15-11
- 2022: 18-5
- 2021: 14-5
- 2020: 0-0
- 2019: 6-6
- 2018: 4-5

Record Breakdown by Network

- SEC Network: 55-27
- ESPN2: 15-10
- ESPNU: 12-9
- ESPN: 7-6
- MLB Network: 2-3
- ABC: 1-0

ROUNDING THE BASES

SEC SWEEPS

- Tennessee recorded its first SEC series sweep under head coach **Josh Elander** on the road at No. 9 Mississippi State (April 10-12) at Dudy Noble Field.
- Since 2018 when Elander joined UT's coaching staff, Tennessee has recorded **19 series sweeps in SEC play**.
- Prior to 2018, the Vols had just 12 series sweeps in conference play from 2003-2017, a span of 15 seasons.

SEC Series Sweeps Since 2018 (19)

- |  |                                     |
|--|-------------------------------------|
| at #9 Mississippi State -- April 10-12, 2026 | at Florida -- April 22-24, 2022     |
| South Carolina -- March 28-30, 2025          | Missouri -- April 8-10, 2022        |
| #6 Florida -- March 14-16, 2025              | at #3 Vanderbilt -- April 1-3, 2022 |
| #23 South Carolina -- May 16-18, 2024        | at #1 Ole Miss -- March 25-27, 2022 |
| Missouri -- April 25-27, 2024                | South Carolina -- March 18-20, 2022 |
| #25 LSU -- April 12-14, 2024                 | at Missouri -- May 7-9, 2021        |
| Mississippi State -- April 27-29, 2023       | #14 LSU -- March 26-28, 2021        |
| #2 Vanderbilt -- April 21-23, 2023           | at Kentucky -- April 18-20, 2019    |
| #12 Texas A&M -- March 24-26, 2023           | Alabama -- March 23-25, 2018        |
| at Mississippi State -- May 19-21, 2022      |                                     |

CHAPMAN CHARGING DOWN THE STRETCH

- Senior OF **Reese Chapman** is making the most of his final year on Rocky Top and is playing his best baseball heading into the postseason.
- Chapman had a final regular-season home series to remember vs. No. 4 Texas, **leading the Vols with a .417 batting average, five runs, five hits, three home runs, eight RBIs, 14 total bases, a 1.167 slugging percentage and a .462 on-base percentage** against the Longhorns.
- The Parker, Colorado, native, **had hits in all three games against Texas**, including four hits, five runs, three homers and eight RBIs over the final two games of the series.
- In Sunday' Senior Day game, Chapman hit a pair of long balls, including **a first-inning grand slam to tie the game at four after the Horns jumped out to an early 4-0 lead. It was Chapman's second grand slam of the year and the fifth of his decorated career.**
- He followed that up with another impressive series at No. 20 Oklahoma last weekend, **batting .462 with team highs in hits (6), runs (5) and doubles (2) to go along with four RBIs.**
- Chapman **enters the SEC Tournament on a 10-game hit streak** and leads the team with a .447 batting average, four doubles and 15 RBIs over the team's last 10 games. His **19 doubles on the year** rank second in the SEC.
- Chapman has 32 career home runs and needs just two more to move into a tie for ninth place all-time at Tennessee** with *Jordan Beck* (34 from 2020-22) and *Bobby Tucker* (34 from 1970-73).

FORD THE ENGINE TO VOLS' OFFENSE

- Highly touted transfer portal addition **Henry Ford** has been Tennessee's most consistent hitter this season and was **named to the Golden Spikes Award Midseason Watch List** last month.
- Entering the SEC Tournament, Ford boasts a **.952 OPS and leads the team in hits (66), homers (18), RBIs (53) and total bases (133).**
- Ford's **19 multi-hit games** and **17 multi-RBI games** both lead the team this season.
- In last weekend's series win at Oklahoma, Ford **batted .364 with four runs, a double, two homers and three RBIs to go along with four walks.**
- Ford put together back-to-back SEC series in which he was among the Vols' offensive leaders against ranked foes in Ole Miss and Alabama. The junior third baseman **had five hits, five runs, two doubles, a homer and a team-leading five RBIs vs. No. 13 Alabama** after having his best SEC series of the year, **leading the Vols with six hits and a .462 batting average vs. No. 25 Ole Miss.** Ford **posted a season high four hits in Sunday's series finale against the Rebels** to go along with two runs scored, a homer and three RBIs.

GOOD WORK, SOLDIER

- Junior C/OF **Garrett Wright**, who has earned the nickname "Soldier" from his teammates, has provided a major boost to Tennessee's lineup after missing the first three weeks of the season due to injury and has become a serious weapon from the leadoff spot.
- The Bowling Green transfer has been a fixture in the starting lineup since his return (44 straight starts), **slashing .331/.425/.574 with 37 runs, 15 doubles, one triple, eight home runs and 27 RBIs.**
- Wright also leads the team with **16 hit by pitches** to bring his **career total to 65, which is the seventh most among active Division I players.**
- Wright has **reached base in 42 of his 44 starts and has recorded at least one hit in 35 of the 44 games in which he's had a plate appearance this year.**
- Wright was UT's most productive hitter in its series sweep at No. 9 Mississippi State, **leading the team with a .500 batting average (5-for-10), three runs, two walks, and .800 slugging percentage and a .571 on-base percentage.** He also had a double, a triple and three RBIs against the Bulldogs.
- Wright **homered in his first two at-bats of Thursday's series-opener vs. No. 13 Alabama (4/23)**, giving him eight straight plate appearances with a hit at the time.
- Against Lipscomb (4/21), **Wright set a career high in hits with a perfect 5-for-5 performance** with three RBIs.
- The Ohio native was the **2025 MAC Defensive Player of the Year** and boasts a **.374 career batting average and a 1.094 career OPS** with 187 hits, 137 runs scored, 43 doubles, five triples, 22 home runs and 103 RBIs.

THE GRIMM REAPER

- Blake Grimmer** had a record-setting day in Sunday's 13-5 win vs. Ole Miss on April 19, **tying the single-game program record with three home runs** and setting career highs with four hits and six RBIs.
- In doing so, Grimmer **became the eighth player in program history to go deep three times in a game, and just the fifth UT player to homer three times in an SEC contest**, joining *Christian Moore* (at Kentucky in 2024), *Evan Russell* (vs. Vanderbilt and LSU in 2021), *Todd Helton* (vs. Arkansas in 1995) and *Rusty Ensor* (vs. Vanderbilt in 1981).

PITCHER SPOTLIGHT

#19 Cam Appenzeller | LHP | Fr.

Appenzeller was named to the SEC All-Freshman Team after an impressive debut campaign in which he led all UT relief pitchers with a 5-1 record, 48.1 innings and 54 strikeouts while posting a 1.12 WHIP.

The lanky lefty started conference play with four straight scoreless relief outings and posted 21.2 consecutive shutout innings before surrendering his first run in an SEC game. Appenzeller is slated to make his second start in Tuesday's first-round game vs. South Carolina.

CAREER STATS:

17 APP | 1 GS | 5-1 | 1 SV | 4.84 ERA | 48.1 IP | 12 BB | 54 K | 1.12 WHIP | .236 B/AVG



PLAYER SPOTLIGHT

#16 Levi Clark | 1B/C | So.

After a tough start to the season, Clark turned things around in a big way during SEC play, finishing as the team's leader with nine home runs and 27 RBIs in league play while batting .292 with a 1.029 OPS.

Over his last 10 games, Clark is batting .333 with four doubles, six long balls and 14 RBIs along with four walks and 34 total bases. Clark led the Vols with a pair of homers and five RBIs in their series win at Oklahoma last weekend.

CAREER STATS:

.257 AVG | 71 R | 78 H | 21 2B | 23 HR | 77 RBI | 61 BB | .554 SLG | .402 OBP | 3 SB | 168 TB



ROUNDING THE BASES

- The redshirt sophomore slugger is **one of four UT players with double digit homers overall on the year (12)**, despite missing the first few weeks of the season with a back injury.

**BLANCO STEADY AS THEY COME**

- Senior LHP **Evan Blanco** has been a rock for the Vols in their weekend rotation. The Virginia transfer **has started all 14 weekends for Tennessee and boasts a 7-3 record with a 4.56 ERA and 1.19 WHIP** on the year.
- The Woburn, Massachusetts native **has posted quality starts in six of his 10 SEC outings** following last Friday's win at No. 20 Oklahoma in which he allowed three runs over six innings to earn his seventh win of the year.
- Blanco bounced back from a three-run first inning to settle in and give the Vols a gritty start on Saturday vs. No. 4 Texas to earn his sixth win of the season, finishing with eight strikeouts in seven innings.
- Pitching on two days short rest, Blanco led UT to a series-clinching victory in game two of a doubleheader vs. No. 13 Alabama on April 24. Blanco **recorded his fourth straight quality start in the win, striking out nine while allowing three runs in six innings** to earn the win and improve to 5-2 on the year.

**GRINDLINGER AMONG NATION'S TOP FRESHMEN**

- True freshman **Trent Grindlinger** has proven to be one the top freshman hitters in the country this season.
- Grindlinger **would rank fifth in the SEC in batting average at .357** if he was at the league's minimum threshold for plate appearances per game.
- The California native **boasts a team-leading 1.053 OPS and is slashing .357/.478/.625 with eight home runs and 28 RBIs over 126 at-bats** this season. He also **leads the Vols with a .322 batting average in SEC play**.
- Following Tennessee's series win vs. No. 13 Alabama (April 23-25), Grindlinger **earned both Perfect Game National Freshman of the Week and SEC Co-Freshman of the Week honors** after he led or tied for the team lead for the week in batting average (.533), hits (eight), home runs (three), RBIs (six), slugging percentage (1.200) and on-base percentage (.632).
- Seven of Grindlinger's eight hits came in the series win over the Tide, as he batted .583 with three-multi-hit games and five RBIs** to help lead the Big Orange to a pair of much-needed victories.

**KEY TRANSFER ADDITIONS**

- As has become the norm, Tennessee brought in another top-ranked transfer portal class this offseason to help restock its roster with top talent.
- D1Baseball.com ranked the Vols' 2026 transfer class as the sixth best in the nation.

**Evan Blanco (LHP - Virginia)**

- No. 14 rated transfer pitcher by D1Baseball.com
- 2024 All-ACC Third Team
- Virginia's Friday night starter on 2024 Omaha team
- Boasts as 12-8 career record with a 4.17 ERA and 161 strikeouts over 56 appearances (26 starts)

**Blaine Brown (OF/LHP - Rice)**

- 2026 Baseball America Preseason All-American
- 2025 All-American Conference First Team & American Conference All-Freshman Team
- Led Rice in batting average (.292), slugging percentage (.493), hits (61), RBI (38), doubles (12), home runs (10), total bases (103) and multi-hit games (18) while tying for the lead in multi-RBI games (8)

**Henry Ford (INF/OF - Virginia)**

- No. 3 rated transfer hitter by D1Baseball.com
- 2026 Golden Spikes Award Preseason Watch List | 2026 Preseason All-American and All-SEC Selection
- 2025 All-ACC Second Team | 2024 Freshman All-American
- Batted .362 with 46 RBIs and led UVA in hits (75), home runs (11) and multi-hit games (25) in 2025

**Brady Frederick (RHP - ETSU)**

- No. 28 rated transfer pitcher by D1Baseball.com
- 2026 Preseason All-American | 2026 NCBWA Stopper of the Year Preseason Watch List
- 2025 SoCon Pitcher of the Year
- Posted an 8-2 record with four saves and led the SoCon in ERA (2.67), opponent batting average (.183), appearances (24) and WHIP (0.89) in 2025

**Mark Hindy (LHP - Duke)**

- Helped lead Duke to an NCAA Super Regional in 2025
- Appeared in 26 games (all in relief) for the Blue Devils last year, posting a 4.66 ERA over 29.0 innings of work

**Landon Mack (RHP - Rutgers)**

- No. 12 rated transfer pitcher by D1Baseball.com
- Member of the 2025 USA Baseball Collegiate National Team
- 2025 Baseball America Freshman All-American (2nd Team) | 2025 Big 10 All-Freshman Team
- Led the Scarlet Knights with a 6-5 record, 4.03 ERA, 15 games started, 80.1 innings pitched and 70 strikeouts while allowing just 17 walks as a true freshman

**Bo Rhudy (RHP - Kennesaw State)**

- No. 26 rated transfer pitcher by D1Baseball.com
- 2026 NCBWA Stopper of the Year Preseason Watch List
- 2024 All-ASUN First Team & ASUN All-Freshman Team
- Made 40 career appearances with a 6-1 record, 11 saves a 2.97 ERA and 76 strikeouts in 72.2 innings pitched

**Garrett Wright (C/OF - Bowling Green)**

- No. 25 rated transfer hitter by D1Baseball.com
- 2026 NCBWA Preseason All-American
- 2025 MAC Defensive Player of the Year | 2025 All-MAC First Team
- 2024 Perfect Game Freshman All-American
- Reached base in 52 games last season and posted a .406 batting average, the only player in the MAC with an average above .400, which ranked fifth in program history and 22nd in the nation

**UT STAT LEADERS**

**BATTING (min. 2 AB/Game)**

| Category      | Player            | Value |
|---------------|-------------------|-------|
| Batting Avg.  | Trent Grindlinger | .357  |
| OPS           | Trent Grindlinger | 1.053 |
| Slugging Pct. | Trent Grindlinger | .619  |
| On-Base Pct.  | Trent Grindlinger | .434  |
| At-Bats       | Henry Ford        | 225   |
| Runs          | Reese Chapman     | 51    |
| Hits          | Henry Ford        | 66    |
| Doubles       | Reese Chapman     | 19    |
| Triples       | Seven tied        | 1     |
| Home Runs     | Henry Ford        | 18    |
| RBI           | Henry Ford        | 53    |
| Total Bases   | Henry Ford        | 133   |
| Stolen Bases  | Abernathy/Chapman | 7     |
| Walks         | Reese Chapman     | 31    |
| Hit by Pitch  | Garrett Wright    | 16    |
| Sac Flies     | Clark/Marin       | 4     |
| Sac Bunts     | Three tied        | 3     |

**PITCHING (min. 25 IP)**

| Category        | Player          | Value |
|-----------------|-----------------|-------|
| Appearances     | Brady Frederick | 26    |
| Games Started   | Evan Blanco     | 14    |
| Innings Pitched | Evan Blanco     | 79.0  |
| Wins            | Evan Blanco     | 7     |
| Saves           | Arvidson/Rhudy  | 3     |
| ERA             | Tegan Kuhns     | 3.39  |
| WHIP            | Bo Rhudy        | 0.91  |
| Strikeouts      | Tegan Kuhns     | 100   |
| Opp. Avg.       | Bo Rhudy        | .196  |

**FIELDING (min. 50 chances)**

| Category      | Player      | Value |
|---------------|-------------|-------|
| Chances       | Levi Clark  | 418   |
| Putouts       | Levi Clark  | 382   |
| Assists       | Manny Marin | 117   |
| Fielding Pct. | Levi Clark  | .998  |

**VOLS STREAKS**

**HITTING STREAKS**

| Player            | Longest | Current |
|-------------------|---------|---------|
| Reese Chapman     | 10      | 10      |
| Henry Ford        | 10      | 5       |
| Manny Marin       | 10      | 8       |
| Garrett Wright    | 8       | 1       |
| Blake Grimmer     | 8       | 8       |
| Trent Grindlinger | 6       | -       |
| Levi Clark        | 6       | 6       |
| Blaine Brown      | 6       | -       |
| Stone Lawless     | 5       | -       |
| Jay Abernathy     | 5       | 3       |
| Tyler Myatt       | 4       | 2       |
| Chris Newstrom    | 3       | -       |
| Hunter High       | 2       | 1       |
| Finley Bates      | 2       | -       |
| Nate Eisfelder    | 2       | -       |
| Ariel Antigua     | 2       | 1       |

**REACHED BASE STREAKS**

| Player            | Longest | Current |
|-------------------|---------|---------|
| Trent Grindlinger | 23      | -       |
| Garrett Wright    | 20      | 10      |
| Jay Abernathy     | 15      | 4       |
| Reese Chapman     | 14      | 10      |
| Blake Grimmer     | 13      | 8       |
| Levi Clark        | 12      | 9       |
| Manny Marin       | 11      | 8       |
| Henry Ford        | 10      | 6       |
| Stone Lawless     | 10      | -       |
| Blaine Brown      | 9       | -       |
| Tyler Myatt       | 9       | 3       |
| Nate Eisfelder    | 6       | 1       |
| Ariel Antigua     | 6       | 1       |
| Chris Newstrom    | 5       | -       |
| Finley Bates      | 4       | -       |
| Hunter High       | 3       | 1       |
| Evan Hankins      | 1       | -       |

ROUNDING THE BASES

JOSH ELANDER NEW VOLS SKIPPER

- **Josh Elander** was named the 26th head coach in Tennessee baseball history on Oct. 25, 2025 after spending the previous three seasons as the associate head coach and the five years before that as an assistant on the Volunteers' staff.
- During his time as an assistant and recruiting coordinator under former head coach **Tony Vitello**, Elander evolved into one of the nation's top assistants and one of college baseball's elite recruiters, **helping the Vols assemble eight top-15 recruiting classes according to Perfect Game**. The Vols have signed back-to-back No. 1 rated classes for 2024 and 2025.
- The Big Orange have consistently been one of the nation's top offensive teams under Elander's guidance, as well. UT has **finished as one of the nation's leaders in home runs for five straight years with Elander serving as the program's hitting coach**. Tennessee hit 131 long balls in 2025, which ranked second in the country and marked the fourth consecutive season it has hit 10 0 or more homers, including an NCAA leading and program record 184 round trippers in 2024.
- During Elander's time on Rocky Top, the Vols have advanced to six consecutive NCAA Regionals, five straight NCAA Super Regionals and made three trips to the Men's College World Series (2024 National Champions) while also winning four combined SEC titles (regular-season and tournament champions in 2022 and 2024).
- Elander **recorded his first SEC series win as a head coach** when the Vols won two of three games against Missouri (3/20-3/22) after dropping the series opener.
- Tennessee **earned its first road series win in conference play under Elander** by sweeping No. 9 Mississippi State in Starkville (April 10-12).
- With a 13-0 run-rule victory over West Georgia on April 28, **Elander became the first head coach in program history to reach the 30-win mark in his first season as skipper of the Vols**.

MLB DRAFT PAINTED TENNESSEE ORANGE

- Tennessee has boasted an unprecedented amount of success in the Major League Baseball Draft from 2018-present with **52 players drafted** total during that span.
- UT's **last five draft classes have netted 42 picks** and at least seven players have been selected each season since 2021. Those **42 draft picks since 2021 lead the nation**.
- All eight of Tennessee's 2024 draft picks were selected in the first 10 rounds, which **led all NCAA teams and marked the program's most ever through 10 rounds**.
- The Vols' matched that number in the 2025 MLB Draft with **eight players selected in the first three rounds, including a program-record four first-round picks**, both of which led all NCAA programs.
- For the third time in the last four years, Tennessee had multiple players selected in the first round, with a program record four first rounders in 2025: **Liam Doyle** (No. 5 overall - St. Louis Cardinals), **Gavin Kilen** (No. 13 overall - San Francisco Giants), **Andrew Fischer** (No. 20 overall - Milwaukee Brewers) and **Marcus Phillips** (No. 33 overall - Boston Red Sox).
- The Vols have **had at least one player selected in the first round of the MLB Draft in five of the last six years**, and with Doyle's selection, have now had players picked in the top-10 overall in three straight drafts for the first time in program history during the modern draft era.
- The 2022 MLB Draft was one for the history books at Tennessee as a **program-record 10 Volunteers heard their names called** to fulfill lifelong dreams. The 10 selections ranked as the second most of any school, just one behind Oklahoma's 11, and the most of any SEC program.

2026 MLB Draft Picks (9)

- Round 1 (5) - Liam Doyle, LHP - St. Louis Cardinals
- Round 1 (13) - Gavin Kilen, SS - San Francisco Giants
- Round 1 (20) - Andrew Fischer, 3B - Milwaukee Brewers
- Round 1 (33) - Marcus Phillips, RHP - Boston Red Sox
- Round 2 (52) - AJ Russell, RHP - Texas Rangers
- Round 2 (64) - Dean Curley, SS - Cleveland Guardians
- Round 2 (72) - Tanner Franklin, RHP - St. Louis Cardinals
- Round 3 (105) - Nate Snead, RHP - Los Angeles Angels
- Round 17 (522) - Cannon Peebles, C - Cleveland Guardians

RECENT MLB DEBUTS

- Four former Volunteers made their MLB debuts during the 2025 season: RHP **Chase Dollander** (2023 Draft Class), RHP **Blade Tidwell** (2022 Draft Class), 2B **Christian Moore** (2024 Draft Class) and OF **Drew Gilbert** (2022 Draft Class).
- Ten Volunteers have made their Big League debuts since 2020:
  - LHP Garrett Crochet - Chicago White Sox (Sept. 18, 2020)
  - RHP Ben Joyce - Los Angeles Angels (May 29, 2023)
  - INF Andre Lipcius - Detroit Tigers (Sept. 1, 2023)
  - INF Trey Lipscomb - Washington Nationals (March 30, 2024)
  - OF Jordan Beck - Colorado Rockies (April 30, 2024)
  - RHP Seth Halvorsen - Colorado Rockies (Aug. 30, 2024)
  - RHP Chase Dollander - Colorado Rockies (April 6, 2025)
  - RHP Blade Tidwell - New York Mets (May 4, 2025)
  - INF Christian Moore - Los Angeles Angels (June 13, 2025)
  - OF Drew Gilbert - San Francisco Giants (Aug. 8, 2025)

VOLS IN THE PROS



MAJOR LEAGUE BASEBALL®

VOLS IN THE MLB (6)

| Player               | Pos. | Team                 |
|----------------------|------|----------------------|
| Jordan Beck          | OF   | Colorado Rockies     |
| Garrett Crochet (IL) | P    | Boston Red Sox       |
| Chase Dollander (IL) | P    | Colorado Rockies     |
| Drew Gilbert         | OF   | San Francisco Giants |
| Seth Halvorsen       | P    | Colorado Rockies     |
| Ben Joyce (IL)       | P    | Los Angeles Angels   |



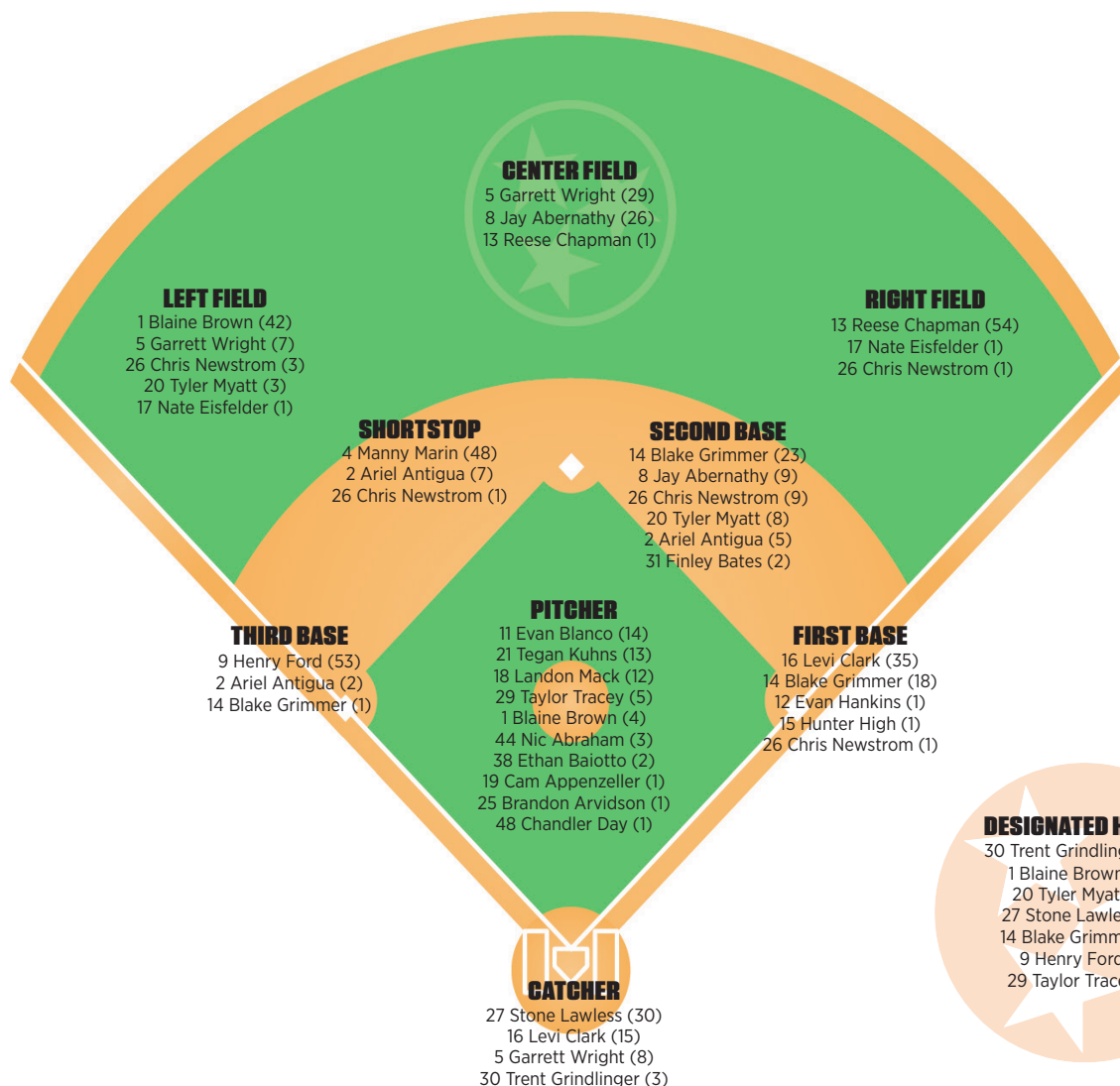
VOLS IN THE MINORS (36)

| Player                | Pos. | Team                      |
|-----------------------|------|---------------------------|
| Maui Ahuna            | INF  | Richmond Flying Squirrels |
| Billy Amick           | INF  | Wichita Wind Surge        |
| Drew Beam             | P    | NW Arkansas Naturals      |
| Austin Breedlove      | P    | Not Yet Assigned          |
| Blake Burke           | INF  | Biloxi Shuckers           |
| AJ Causey             | P    | Midland RockHounds        |
| Aaron Combs           | P    | Reading Fightin Phils     |
| Dean Curley           | INF  | Lake County Captains      |
| Chad Dallas           | P    | Buffalo Bisons            |
| Jared Dickey          | OF   | Las Vegas Aviators        |
| Liam Doyle            | P    | Springfield Cardinals     |
| Dylan Dreiling        | OF   | Frisco RoughRiders        |
| Max Ferguson          | INF  | Portland Sea Dogs         |
| Andrew Fischer        | INF  | Wisconsin Timber Rattlers |
| Jake Fitzgibbons (IL) | P    | Hillsboro Hops            |
| Tanner Franklin       | P    | Peoria Chiefs             |
| Sean Hunley           | P    | Erie SeaWolves            |
| Bryce Jenkins         | P    | Brooklyn Cyclones         |
| Gavin Kilen           | INF  | Eugene Emeralds           |
| Cortland Lawson       | INF  | Harrisburg Senators       |
| Trey Lipscomb         | INF  | Rochester Red Wings       |
| Andrew Lindsey        | P    | Bowling Green Hot Rods    |
| Will Mabrey (IL)      | P    | Amarillo Sod Poodles      |
| Mark McLaughlin       | P    | Birmingham Barons         |
| Christian Moore       | INF  | Salt Lake Bees            |
| Jorel Ortega          | INF  | Wichita Wind Surge        |
| Cannon Peebles        | C    | Hill City Howlers         |
| Marcus Phillips       | P    | Greenville Drive          |
| Jake Rucker           | INF  | Wichita Wind Surge        |
| AJ Russell            | P    | Hickory Crawdads          |
| Nate Snead            | P    | Tri-City Dust Devils      |
| Garrett Stallings     | P    | Nashville Sounds          |
| Cal Stark             | C    | Hickory Crawdads          |
| Seth Stephenson       | OF   | Erie SeaWolves            |
| Blade Tidwell         | P    | Sacramento River Cats     |
| Kavares Tears         | OF   | Fort Wayne TinCaps        |

\* As of May 18, 2026

# TENNESSEE

## BASEBALL



### PROBABLE STARTERS INFORMATION

| Pos.  | No. | Name              | Cl.   | GP/GS | AVG  | R  | H  | HR | RBI | Notable   |
|-------|-----|-------------------|-------|-------|------|----|----|----|-----|---|
| C     | 27  | Stone Lawless     | R-So. | 37/33 | .225 | 20 | 23 | 6  | 17  | Has thrown out nine attempted base stealers this season |
| 1B/C  | 16  | Levi Clark        | So.   | 51/50 | .234 | 41 | 41 | 13 | 43  | Led team with nine HRs and 27 RBIs in SEC play          |
| 2B/1B | 14  | Blake Grimmer     | R-So. | 44/44 | .285 | 42 | 47 | 12 | 33  | Tied program record with 3 HRs vs. Ole Miss (4/19)      |
| 3B    | 9   | Henry Ford        | Jr.   | 54/54 | .293 | 47 | 66 | 18 | 53  | Leads team in hits, HRs, RBIs and total bases           |
| SS    | 4   | Manny Marin       | So.   | 51/48 | .300 | 34 | 54 | 9  | 42  | Second on team with 14 multi-RBI games                  |
| LF    | 1   | Blaine Brown      | So.   | 56/56 | .247 | 43 | 53 | 13 | 40  | Only Vol to start all 56 games this season              |
| CF/C  | 5   | Garrett Wright    | Jr.   | 45/44 | .331 | 37 | 56 | 8  | 27  | Leadoff man who has reached base in 42 of his 44 starts |
| RF    | 13  | Reese Chapman     | Sr.   | 55/55 | .316 | 51 | 62 | 10 | 44  | Enters SEC Tournament on a 10-game hitting streak       |
| DH    | 30  | Trent Grindlinger | Fr.   | 39/32 | .357 | 23 | 45 | 8  | 28  | SEC All-Freshman Team selection                         |

### Other Possible Starters/Key Reserves (Sorted by Games Started/Played)

|        |    |                |       |       |      |    |    |   |    |   |
|--------|----|----------------|-------|-------|------|----|----|---|----|---|
| CF/2B  | 8  | Jay Abernathy  | So.   | 49/35 | .242 | 34 | 30 | 3 | 16 | Scored three runs in limited action at Oklahoma last week   |
| INF/OF | 20 | Tyler Myatt    | R-So. | 33/17 | .250 | 10 | 18 | 3 | 12 | Recorded hits in six of last eight pinch hit at-bats        |
| INF/OF | 26 | Chris Newstrom | So.   | 26/15 | .173 | 10 | 9  | 1 | 7  | Drove in a run in midweek win vs. West Georgia (4/28)       |
| INF    | 2  | Ariel Antigua  | Jr.   | 37/14 | .200 | 6  | 8  | 1 | 9  | Started at SS and had a double in series finale at Oklahoma |
| OF     | 17 | Nate Eisfelder | Fr.   | 15/2  | .250 | 4  | 4  | 2 | 7  | Hit second HR of year in win vs. West Georgia (4/28)        |
| INF    | 31 | Finley Bates   | Jr.   | 12/2  | .333 | 5  | 4  | 1 | 2  | Scored twice in series sweep at Mississippi State           |
| UTL    | 15 | Hunter High    | Jr.   | 13/1  | .308 | 3  | 4  | 1 | 5  | Had pinch-hit, game-ending HR vs. Belmont (5/12)            |

SEC STANDINGS

| PL  | SCHOOL            | CONF         | OVERALL      | PCT         | HOME         | ROAD       | NEUTRAL    | T25         | STRK      |
|-----|-------------------|--------------|--------------|-------------|--------------|------------|------------|-------------|-----------|
| 1.  | Georgia           | 23-7         | 43-12        | .782        | 31-7         | 12-4       | 0-1        | 14-8        | L1        |
| 2.  | Texas             | 19-10        | 40-12        | .769        | 29-4         | 8-8        | 3-0        | 12-6        | W4        |
| 3.  | Texas A&M         | 18-11        | 39-13        | .750        | 27-6         | 10-6       | 2-1        | 10-11       | W2        |
| 4.  | Alabama           | 18-12        | 37-18        | .673        | 23-6         | 11-11      | 3-1        | 13-11       | W1        |
|     | Florida           | 18-12        | 37-18        | .673        | 22-13        | 14-5       | 1-0        | 14-6        | W4        |
| 6.  | Auburn            | 17-13        | 36-18        | .667        | 21-10        | 10-8       | 5-0        | 15-15       | W1        |
|     | Arkansas          | 17-13        | 36-19        | .655        | 22-12        | 10-6       | 4-1        | 12-11       | W2        |
| 8.  | Mississippi State | 16-14        | 39-16        | .709        | 25-8         | 10-7       | 4-1        | 9-13        | L2        |
| 9.  | Ole Miss          | 15-15        | 36-20        | .643        | 27-7         | 7-10       | 2-3        | 14-17       | L1        |
|     | <b>Tennessee</b>  | <b>15-15</b> | <b>37-19</b> | <b>.661</b> | <b>28-10</b> | <b>7-8</b> | <b>2-1</b> | <b>11-8</b> | <b>L1</b> |
| 11. | Oklahoma          | 14-16        | 32-20        | .615        | 20-9         | 8-10       | 4-1        | 10-15       | W1        |
|     | Vanderbilt        | 14-16        | 32-24        | .571        | 26-8         | 5-11       | 1-5        | 8-15        | W3        |
| 13. | Kentucky          | 13-17        | 31-20        | .608        | 20-8         | 11-12      | 0-0        | 6-9         | L2        |
| 14. | LSU               | 9-21         | 29-27        | .518        | 23-14        | 3-13       | 3-0        | 3-18        | L6        |
| 15. | South Carolina    | 7-23         | 22-34        | .393        | 18-18        | 4-14       | 0-2        | 3-19        | L12       |
| 16. | Missouri          | 6-24         | 23-30        | .434        | 14-14        | 3-15       | 6-1        | 5-20        | L3        |

\*Games through May 16



2024 SEC Regular-Season and SEC Tournament Champions

SEC PRESEASON POLL

| TEAM                     | POINTS     |
|--------------------------|------------|
| 1. LSU (9)               | 231        |
| 2. Texas (1)             | 214        |
| 3. Mississippi State (4) | 205        |
| 4. Arkansas (2)          | 203        |
| 5. Auburn                | 175        |
| <b>6. Tennessee</b>      | <b>162</b> |
| 7. Florida               | 156        |
| 8. Vanderbilt            | 151        |
| 9. Georgia               | 133        |
| 10. Ole Miss             | 110        |
| 11. Kentucky             | 99         |
| 12. Alabama              | 87         |
| 13. Texas A&M            | 86         |
| 14. Oklahoma             | 84         |
| 15. South Carolina       | 49         |
| 16. Missouri             | 31         |

First-place votes in parentheses

UT IN THE POLLS

|         | D1B | USAT | BA | NCBWA | PG |
|---------|-----|------|----|-------|----|
| PRE/WK1 | 14  | 15   | 13 | 15    | 3  |
| WK2     | 13  | --   | 13 | 12    | 3  |
| WK3     | 20  | 19   | 19 | 20    | 13 |
| WK4     | 19  | 19   | 19 | 19    | 17 |
| WK5     | 19  | 21   | 21 | 24    | 19 |
| WK6     | 22  | 23   | 23 | RV    | 21 |
| WK7     | 21  | 21   | 20 | 23    | 21 |
| WK8     | NR  | RV   | NR | RV    | NR |
| WK9     | NR  | NR   | NR | RV    | NR |
| WK10    | NR  | RV   | NR | RV    | NR |
| WK11    | NR  | NR   | NR | RV    | NR |
| WK12    | NR  | RV   | 24 | RV    | NR |
| WK13    | NR  | NR   | NR | RV    | NR |
| WK14    | NR  | RV   | 24 | RV    | NR |
| WK15    | 23  | 25   | 20 | 24    | 25 |

-- denotes no poll was released

NATIONAL POLLS

| D1Baseball.com (as of 5/18) |              | USA Today Coaches (as of 5/18) |              | Baseball America (as of 5/18) |              | NCBWA (as of 5/18)    |              | Perfect Game (as of 5/18) |              |
|-----------------------------|--------------|--------------------------------|--------------|-------------------------------|--------------|-----------------------|--------------|---------------------------|--------------|
| School                      | Record       | School                         | Record       | School                        | Record       | School                | Record       | School                    | Record       |
| 1. UCLA                     | 48-6         | 1. UCLA                        | 48-6         | 1. UCLA                       | 48-6         | 1. UCLA               | 48-6         | 1. UCLA                   | 48-6         |
| 2. North Carolina           | 43-10-1      | 2. North Carolina              | 43-10-1      | 2. Georgia Tech               | 45-9         | 2. Georgia Tech       | 45-9         | 2. Georgia Tech           | 45-9         |
| 3. Georgia Tech             | 45-9         | 3. Georgia Tech                | 45-9         | 3. North Carolina             | 43-10-1      | 3. North Carolina     | 43-10-1      | 3. North Carolina         | 43-10-1      |
| 4. Georgia                  | 43-12        | 4. Georgia                     | 43-12        | 4. Georgia                    | 43-12        | 4. Georgia            | 43-12        | 4. Georgia                | 43-12        |
| 5. Texas                    | 40-12        | 5. Texas                       | 40-12        | 5. Texas                      | 40-12        | 5. Texas              | 40-12        | 5. Texas                  | 40-12        |
| 6. Auburn                   | 36-18        | 6. Auburn                      | 36-18        | 6. Auburn                     | 36-18        | 6. Oregon State       | 43-12        | 6. West Virginia          | 37-13        |
| 7. Oregon State             | 43-12        | 7. Oregon State                | 43-12        | 7. Oregon State               | 43-12        | 7. Auburn             | 36-18        | 7. Florida State          | 36-15        |
| 8. Southern Miss            | 40-14        | 8. Florida State               | 38-16        | 8. Southern Miss              | 40-14        | 8. Southern Miss      | 40-14        | 8. Auburn                 | 36-18        |
| 9. West Virginia            | 37-13        | 9. Texas A&M                   | 39-13        | 9. Florida                    | 37-18        | 9. West Virginia      | 37-13        | 9. Oregon State           | 43-12        |
| 10. Texas A&M               | 39-13        | 10. Southern Miss              | 40-14        | 10. Arkansas                  | 36-19        | 10. Florida State     | 38-16        | 10. Southern Miss         | 40-14        |
| 11. Florida State           | 38-16        | 11. West Virginia              | 37-13        | 11. Florida State             | 38-16        | 11. Texas A&M         | 39-13        | 11. Oregon                | 38-15        |
| 12. Arkansas                | 36-19        | 12. Oregon                     | 38-15        | 12. West Virginia             | 37-13        | 12. Oregon            | 38-15        | 12. Texas A&M             | 39-13        |
| 13. Kansas                  | 39-16        | 13. Arkansas                   | 36-19        | 13. Texas A&M                 | 39-13        | 13. Arkansas          | 36-19        | 13. Alabama               | 37-18        |
| 14. Oregon                  | 38-15        | 14. Mississippi State          | 39-16        | 14. Kansas                    | 39-16        | 14. Kansas            | 39-16        | 14. Florida               | 37-18        |
| 15. Alabama                 | 37-18        | 15. Alabama                    | 37-18        | 15. Alabama                   | 37-18        | 15. Alabama           | 37-18        | 15. Nebraska              | 41-14        |
| 16. Mississippi State       | 39-16        | 16. Kansas                     | 39-16        | 16. Mississippi State         | 39-16        | 16. Mississippi State | 39-16        | 16. Kansas                | 39-16        |
| 17. Ole Miss                | 36-20        | 17. Florida                    | 37-18        | 17. Cincinnati                | 37-19        | 17. Florida           | 37-18        | 17. Arkansas              | 36-19        |
| 18. Florida                 | 37-18        | 18. Nebraska                   | 41-14        | 18. Oregon                    | 38-15        | 18. USC               | 42-14        | 18. Mississippi State     | 39-16        |
| 19. Oklahoma State          | 36-19        | 19. USC                        | 42-14        | 19. Oklahoma State            | 36-19        | 19. Nebraska          | 41-14        | 19. USC                   | 42-14        |
| 20. Nebraska                | 41-14        | 20. Ole Miss                   | 36-20        | <b>20. Tennessee</b>          | <b>37-19</b> | 20. Oklahoma State    | 36-19        | 20. Cincinnati            | 37-19        |
| 21. Arizona State           | 36-18        | 21. Oklahoma State             | 36-19        | 21. Nebraska                  | 41-14        | 21. Ole Miss          | 36-20        | 21. Oklahoma State        | 36-19        |
| 22. Cincinnati              | 37-19        | 22. Arizona State              | 36-18        | 22. USC                       | 42-14        | 22. Coastal Carolina  | 36-19        | 22. Coastal Carolina      | 36-19        |
| <b>23. Tennessee</b>        | <b>37-19</b> | 23. Cincinnati                 | 37-19        | 23. UC Santa Barbara          | 37-16        | 23. Arizona State     | 36-18        | 23. Mercer                | 43-13        |
| 24. Coastal Carolina        | 36-19        | 24. Coastal Carolina           | 36-19        | 24. Arizona State             | 36-18        | <b>24. Tennessee</b>  | <b>36-19</b> | 24. Arizona State         | 36-18        |
| 25. USC                     | 42-14        | <b>25. Tennessee</b>           | <b>37-19</b> | 25. Ole Miss                  | 36-20        | 25. Jacksonville      | 42-13        | <b>25. Tennessee</b>      | <b>37-19</b> |

\* Records displayed are from date poll was released

VOLS SEC TOURNAMENT RECORDS

INDIVIDUAL

| Category            | Record | Player & Opponent                                 | Date    |
|---------------------|--------|---|---------|
| At-Bats             | 7      | 3x, last by S. Schroeffel/M. Whitley vs. Kentucky | 5/21/95 |
| Runs                | 5      | 2x, last Scott Vieira vs. Kentucky                | 5/21/95 |
| Hits                | 4      | 7x, last by Hunter Ensley vs. LSU                 | 5/26/24 |
| RBI                 | 5      | 3x, last Ray Espinosa vs. Kentucky                | 5/21/95 |
| Doubles             | 3      | Jon Massey vs. Mississippi State                  | 5/16/83 |
| Triples             | 2      | Scott Schroeffel vs. South Carolina               | 5/19/95 |
| Home Runs           | 2      | Alan Cockrell vs. Mississippi State               | 5/11/84 |
| Total Bases         | 10     | Alan Cockrell vs. Mississippi State               | 5/11/84 |
| Walks               | 3      | By several, last by Travis Copley vs. Kentucky    | 5/21/95 |
| Hit-by-Pitch        | 2      | 2x, last by Kelly Edmundson vs. S. Carolina       | 5/27/05 |
| Strikeouts          | 4      | 4x, last by Kavares Tears vs. LSU                 | 5/26/24 |
| Sacrifice Hits      | 2      | 2x, last Max Ferguson vs. Florida                 | 5/29/21 |
| Sacrifice Flies     | 1      | By several, last by Reese Chapman vs. Texas       | 5/22/25 |
| Stolen Bases        | 2      | 2x, last by Chris Burke vs. Florida               | 5/17/01 |
| Steal Attempts      | 2      | 3x, last by Chris Burke vs. Florida               | 5/17/01 |
| Innings Pitched     | 11.0   | R.A. Dickey vs. Alabama                           | 5/17/96 |
| Hits Allowed        | 11     | 4x, last by Chris Howell vs. S. Carolina          | 5/25/05 |
| Low-Hit CG          | 3      | 2x, last Scott Schroeffel vs. Georgia             | 5/20/95 |
| Runs Allowed        | 8      | Rich Rodriguez vs. Mississippi State              | 5/13/83 |
| Earned Runs Allowed | 7      | By several, last by R.A. Dickey vs. Vanderbilt    | 5/18/95 |
| Walks Issued        | 5      | 4x, last by Mike Lincoln vs. LSU                  | 5/16/96 |
| Batters Struck Out  | 12     | James Adkins vs. South Carolina                   | 5/27/05 |
| Wild Pitches        | 4      | Jeff Glover vs. Florida                           | 5/12/84 |
| Hit Batters         | 2      | 5x, last by Drew Beam vs. Mississippi State       | 5/24/24 |
| Balks               | 1      | 4x, last by Kyle Serrano vs. Vanderbilt           | 5/20/14 |
| Putouts             | 16     | 2x, last by Cannon Peebles vs. Texas              | 5/22/25 |
| Assists             | 8      | 2x, last Brian Cleveland vs. Arkansas             | 5/26/04 |
| Errors              | 4      | Tracy Hamilton vs. Florida                        | 5/17/82 |
| Passed Balls        | 3      | Pat Sullivan vs. Florida                          | 5/12/84 |

TEAM

| Category                | Record  | Opponent                       | Date    |
|-------------------------|---------|--------------------------------|---------|
| At-Bats                 | 49      | Alabama                        | 5/17/96 |
| Runs                    | 22      | Kentucky                       | 5/21/95 |
| Hits                    | 23      | Mississippi State              | 5/13/83 |
| RBI                     | 20      | Kentucky                       | 5/21/95 |
| Singles                 | 20      | Mississippi State              | 5/23/83 |
| Doubles                 | 7       | Kentucky                       | 5/21/93 |
| Triples                 | 2       | 2x, last South Carolina        | 5/19/95 |
| Home Runs               | 4       | Alabama                        | 5/28/21 |
| Extra-Base Hits         | 8       | Kentucky                       | 5/21/93 |
| Total Bases             | 31      | Vanderbilt                     | 5/19/94 |
| Walks                   | 9       | Mississippi State              | 5/13/83 |
| Hit-by-Pitch            | 4       | South Carolina                 | 5/27/05 |
| Strikeouts              | 14      | LSU                            | 5/26/24 |
| Sacrifice Hits          | 5       | Vanderbilt                     | 5/19/94 |
| Sacrifice Flies         | 1       | Several times, last vs. Auburn | 5/21/91 |
| Stolen Bases            | 6       | LSU                            | 5/24/16 |
| Steal Attempts          | 6       | LSU                            | 5/24/16 |
| Left on Base            | 13      | South Carolina                 | 5/27/05 |
| Innings Pitched         | 14.0    | Alabama                        | 5/17/96 |
| Most Hits Allowed       | 18      | 2x, last South Carolina        | 5/25/05 |
| Fewest Hits Allowed     | 2       | Alabama                        | 5/28/21 |
| Runs Allowed            | 17      | Ole Miss                       | 5/16/01 |
| Earned Runs Allowed     | 14      | Vanderbilt                     | 5/25/07 |
| Walks Issued            | 13      | Florida                        | 5/16/82 |
| Batters Struck Out      | 18      | Texas                          | 5/22/25 |
| Wild Pitches            | 5       | Florida                        | 5/12/84 |
| Hit Batters             | 4       | 2x, last Arkansas              | 5/19/15 |
| Balks                   | 1       | 4x, last vs. Vanderbilt        | 5/20/14 |
| Assists                 | 17      | 2x, last Alabama               | 5/17/96 |
| Errors                  | 6       | Florida                        | 5/17/82 |
| Passed Balls            | 3       | Florida                        | 3/12/84 |
| Double Plays            | 3       | 3x, last vs. Alabama           | 5/17/96 |
| Longest Reg. Game       | 3:58    | Alabama                        | 5/21/25 |
| Longest Extra-Inn. Game | 4:21    | Texas (12 innings)             | 5/22/25 |
| Shortest Game           | 2:07    | 2x, last vs. Alabama           | 5/28/21 |
| Latest Game Finish      | 1:12 AM | LSU                            | 5/28/22 |

2026 SEC TOURNAMENT BRACKET



**INDIVIDUAL**

|  |  |
|--|--|
| No-Hitter:                             | Jeffery Terrell vs. Bowling Green State (2/15/02) [W, 5-0]   |
| One-Hitter:                            | Luke Hochevar at Auburn (3/18/05) [W, 2-1]   |
| <b>Complete Game:</b>                  | <b>Tegan Kuhns vs. Alabama - DH1 (4/24/26) [W, 10-0 in 8 inn.]</b>   |
| Complete Game (9 Inn.):                | Drew Beam at Vanderbilt (4/3/22)   |
| <b>Complete Game Shutout:</b>          | <b>Tegan Kuhns vs. Alabama - DH1 (4/24/26) [W, 10-0 in 8 inn.]</b>   |
| Complete Game Shutout (9 Inn.):        | Drew Beam at Vanderbilt (4/3/22)   |
| Back-to-Back Complete Games:           | Garrett Stallings & Will Neely<br>doubleheader vs. Alabama (3/25/18)   |
| Three Straight Complete Games:         | Ryan Meyers, Mike Lincoln & Scott Schroeffel<br>1996 Atlantic Regional vs. Charleston Southern, Georgia Southern & West Virginia |
| <b>10+ Strikeouts (Individual):</b>    | <b>Tegan Kuhns (15) vs. #4 Texas (5/8/26)</b>  |
| 10+ Innings Pitched:                   | Jamie Bennett (10.0) vs. Auburn (4/14/00)  |
| Hit for the Cycle:                     | Christian Moore vs. Florida State (6/14/24)  |
| <b>Walk-Off Play:</b>                  | <b>Blake Grimmer vs. USC Upstate (3/24/26) [2-run HR in 9th Inn.]</b>  |
| <b>Hit a Walk-Off HR:</b>              | <b>Blake Grimmer vs. USC Upstate (3/24/26) [2-run HR in 9th Inn.]</b>  |
| <b>Run-Rule Walk-Off Play:</b>         | <b>Hunter High<br/>vs. Belmont (5/12/26) [2-run HR in 8th Inn.]</b>  |
| <b>Run-Rule Walk-Off HR:</b>           | <b>Hunter High<br/>vs. Belmont (5/12/26) [2-run HR in 8th Inn.]</b>  |
| Inside the Park Home Run:              | Christian Moore vs. Oklahoma (3/6/22)  |
| Inside the Park Grand Slam:            | Joe Randa vs. Louisville (4/23/91)   |
| <b>Pinch-Hit Home Run:</b>             | <b>Hunter High vs. Belmont (5/12/26)</b>   |
| Pinch-Hit Grand Slam:                  | Blake Grimmer vs. Radford (3/4/25)   |
| <b>Leadoff HR (Game):</b>              | <b>Garrett Wright vs. #4 Texas (5/9/26)</b>  |
| <b>Leadoff HR (Inning):</b>            | <b>Trent Grindlinger vs. Belmont (Bot. 8) (5/12/26)</b>  |
| <b>Two-Home Run Game:</b>              | <b>Levi Clark at Kentucky (5/3/26)</b>   |
| HR from Both Sides of Plate in a Game: | Cannon Peebles vs. Kentucky (4/18/25)  |
| <b>Three-Home Run Game:</b>            | <b>Blake Grimmer vs. Ole Miss (4/19/26)</b>  |
| <b>Grand Slam:</b>                     | <b>Manny Marin vs. UNC Asheville (4/14/26)</b>   |
| <b>Back-to-Back HR:</b>                | <b>Jay Abernathy/Garrett Wright (Bot. 5) vs. Belmont (5/12/26)</b>   |
| Back-to-Back-to-Back HR:               | Luc Lipcius, Jordan Beck & Drew Gilbert<br>vs. Mississippi State (1st inning) (5/19/22)  |
| HR in Three Straight Games:            | Andrew Fischer, May 10 - May 13, 2025  |
| HR in Four Straight Games:             | Andrew Fischer, March 2 - March 7, 2025  |
| Three-Double Game:                     | Blake Burke vs. Evansville (6/9/24)  |
| Four-Double Game:                      | Drew Steckenrider vs. Vanderbilt (5/4/12)  |
| Two-Triple Game:                       | Hunter Rigsby vs. ETSU (4/17/02)   |
| <b>Four-Hit Game:</b>                  | <b>Reese Chapman vs. #20 Oklahoma (5/16/26)</b>  |
| Five-Hit Game:                         | Christian Moore vs. Florida State (6/14/24)  |
| Six-Hit Game:                          | Kris Bennett vs. Georgia (6/11/01)   |
| <b>Four-Run Game:</b>                  | <b>Blaine Brown at Vanderbilt (3/29/26)</b>  |
| Five-Run Game:                         | Gavin Kilen vs. Rice (3/1/25)  |
| <b>Four-RBI Game:</b>                  | <b>Reese Chapman (6) vs. #4 Texas (5/10/26)</b>  |
| <b>Five-RBI Game:</b>                  | <b>Reese Chapman (6) vs. #4 Texas (5/10/26)</b>  |
| <b>Six-RBI Game:</b>                   | <b>Reese Chapman vs. #4 Texas (5/10/26)</b>  |
| Seven-RBI Game:                        | Hunter Ensley at Florida (5/4/24)  |
| Eight-RBI Game:                        | Dean Curley (9) vs. Kansas State (3/5/24)  |
| Nine-RBI Game:                         | Dean Curley vs. Kansas State (3/5/24)  |
| 10-RBI Game:                           | Joe Randa vs. Louisville (4/23/91)   |
| Four Steals:                           | Jay Abernathy vs. UNC Asheville (2/18/25)  |
| Five Steals:                           | Jay Charleston vs. Tennessee Tech (5/14/19)  |
| Six Steals:                            | Clay Greene vs. Middle Tennessee (4/9/97)  |
| Straight Steal of Home:                | Will Maddox vs. MTSU (4/30/13)   |
| No-Hitter vs. UT:                      | LHP Brian Dodd of Arizona State (3/19/88)  |
| <b>Opposing Player Hit Three HR:</b>   | <b>Deiten Lachance of Oklahoma (5/16/26)</b>   |
| <b>Opposing Player Hit Four HR:</b>    | <b>Cade Arrambide of LSU (4/5/26)</b>  |

**TEAM**

|                                       |  |
|---------------------------------------|--|
| No-Hitter:                            | Liam Doyle & Dylan Loy vs. Texas A&M [W, 10-0 in 7 Inn.] (4/4/25)  |
| One-Hitter:                           | Liam Doyle & Tanner Franklin vs. Hofstra (2/14/25) [W, 15-0 in 7 Inn.]                                       |
| <b>Shutout (Team):</b>                | <b>West Georgia (4/28/26) [W, 13-0 in 7 inn.]</b>  |
| <b>Tennessee Was Shut Out:</b>        | <b>Wright State (3/8/26) [L, 6-0]</b>  |
| Tennessee Was No-Hit:                 | at Arizona State (3/19/88) [LHP Brian Dodd]  |
| Back-to-Back Shutouts:                | vs. UC San Diego & vs. Alabama A&M (2/19/23 & 2/21/23)<br>[Wins of 7-0 & 10-0 (8)]                           |
| Three Straight Shutouts:              | App State (2/16 & 2/17/19) and Northern Kentucky (2/19/19)<br>[Wins of 2-0, 3-0 & 18-0]                      |
| Four Straight Shutouts:               | Appalachian State (3x) and Northern Kentucky<br>(2/15/19 - 2/19/19) [Wins of 6-0, 2-0, 3-0 & 18-0]           |
| <b>Traditional Walk-Off Win:</b>      | <b>USC Upstate (3/24/26) [Blake Grimmer HR in 9th Inn.]</b>  |
| <b>Run-Rule Walk-Off Win:</b>         | <b>Belmont (5/12/26) [HR in 8th Inn.]</b>  |
| Grand Slam in Back-to-Back Games:     | Reese Chapman & Dalton Bargo<br>vs. Hofstra (2/16/25) & vs. UNC Asheville (2/18/25)                          |
| Grand Slam in Three Straight Games:   | Hunter Ensley, Reese Chapman & Dalton Bargo<br>vs. Hofstra (2/15/25 & 2/16/25) & vs. UNC Asheville (2/18/25) |
| <b>Two Grand Slams in One Game:</b>   | <b>Reese Chapman &amp; Nate Eisfelder<br/>vs. Tennessee Tech (3/10/26)</b>                                   |
| Three Grand Slams in One Game:        | Reese Chapman, Andrew Fischer & Blake Grimmer<br>vs. Radford (3/4/25)  |
| Two Grand Slams in One Inning:        | Andrew Fischer & Blake Grimmer (Bot. 7)<br>vs. Radford (3/4/25)  |
| Turned a Triple Play:                 | vs. Oklahoma (2/17/24) [P-SS]  |
| Hit into a Triple Play:               | vs. Florida (4/6/08) [Jeff Lockwood lined into 2B-SS-1B]   |
| <b>10+ Runs:</b>                      | <b>11 vs. Belmont (5/12/26) [W, 11-1 in 8 inn.]</b>  |
| <b>15+ Runs:</b>                      | <b>15 at Vanderbilt (3/29/26) [L, 16-15]</b>   |
| <b>20+ Runs:</b>                      | <b>20 vs. Tennessee Tech (3/10/26) [W, 20-2 in 7 inn.]</b>   |
| <b>10+ Hits:</b>                      | <b>10 vs. #20 Oklahoma (5/16/26) [L, 12-9]</b>   |
| <b>15+ Hits:</b>                      | <b>16 vs. #4 Texas (5/9/26) [W, 14-9]</b>  |
| 20+ Hits:                             | 20 vs. Alabama (5/21/25) [W, 15-10]  |
| 1-0 Win:                              | at Alabama [DH-2] (4/16/11)  |
| 1-0 Loss:                             | at Vanderbilt (4/28/17)  |
| Extra Innings Win:                    | vs. #2 Texas (5/22/25) [7-5 in 12 inn.]  |
| <b>Extra Innings Loss:</b>            | <b>LSU (4/5/26) [L, 16-6 in 12 inn.]</b>   |
| <b>Home Series Won:</b>               | <b>vs. #4 Texas (5/8/26-5/10/26)</b>   |
| <b>Home Series Lost:</b>              | <b>#25 Ole Miss (4/17/26-4/19/26)</b>  |
| <b>Home Series Sweep:</b>             | <b>Nicholls (2/13/26 - 2/14/26)</b>  |
| Home Series Swept:                    | Missouri (5/18/17 - 5/20/17)   |
| <b>Away Series Won:</b>               | <b>at #20 Oklahoma (5/14/26 - 5/16/26)</b>   |
| <b>Away Series Lost:</b>              | <b>at Kentucky (5/1/26 - 5/3/26)</b>   |
| <b>Away Series Sweep:</b>             | <b>at #9 Mississippi State (4/10/26 - 4/12/26)</b>   |
| <b>Away Series Swept:</b>             | <b>at Vanderbilt (3/27/26 - 3/29/26)</b>   |
| Tournament Won:                       | NCAA Knoxville Regional (3-1), 2025  |
| <b>Beat a Top 25 Team:</b>            | <b>#20 Oklahoma (5/15/26) [9-4]</b>  |
| <b>Beat a Top 10 Team:</b>            | <b>#4 Texas (5/9/26) [14-9]</b>  |
| <b>Beat a Top 5 Team:</b>             | <b>#4 Texas (5/9/26) [14-9]</b>  |
| Beat a No. 1 Team:                    | at #1 LSU (4/1/23) [14-7]  |
| <b>Series Win Over a Top 25 Team:</b> | <b>at #20 Oklahoma (5/14/26-5/16/26)</b>   |
| <b>Series Win Over a Top 10 Team:</b> | <b>vs. #4 Texas (5/8/26-5/10/26)</b>   |
| <b>Series Win Over a Top 5 Team:</b>  | <b>vs. #4 Texas (5/8/26-5/10/26)</b>   |
| Series Win Over a No. 1 Team:         | at #1 Ole Miss (3/25/22 - 3/27/22)   |
| UT Player Ejection:                   | Cannon Peebles (Bot. 8) vs. Wake Forest (6/2/25)   |
| UT Head Coach Ejection:               | Tony Vitello (Top 5) vs. Auburn (5/4/25)   |
| UT Assistant Coach Ejection:          | Frank Anderson (Top 6) vs. Ole Miss (3/23/24)  |
| <b>Bold - Occurred in 2026</b>        |  |

HOME RUN TRACKER (109)

| Player (Total)        | Opponent        | Date | Inn. | Type      | Exit Velo | Est. Dist. |
|-----------------------|-----------------|------|------|-----------|-----------|------------|
| Henry Ford (1)        | Nicholls        | 2/13 | B4   | 2-Run     | 106 mph   | 406 ft.    |
| Tyler Myatt (1)       | Nicholls        | 2/13 | B8   | Solo      | 108 mph   | 418 ft.    |
| Stone Lawless (1)     | Nicholls        | 2/13 | B8   | Solo      | 105 mph   | 373 ft.    |
| Blaine Brown (1)      | Nicholls (DH-1) | 2/14 | B4   | 3-Run     | 111 mph   | 374 ft.    |
| Blaine Brown (2)      | Nicholls (DH-1) | 2/14 | B6   | Solo      | 112 mph   | 399 ft.    |
| Blaine Brown (3)      | Nicholls (DH-2) | 2/14 | B1   | Solo      | 101 mph   | 373 ft.    |
| Levi Clark (1)        | Nicholls (DH-2) | 2/14 | B1   | Solo      | 101 mph   | 407 ft.    |
| Finley Bates (1)      | Nicholls (DH-2) | 2/14 | B5   | Solo      | 103 mph   | 386 ft.    |
| Stone Lawless (2)     | UNC Asheville   | 2/17 | B3   | 3-run     | 105 mph   | 410 ft.    |
| Henry Ford (2)        | UNC Asheville   | 2/17 | B4   | Solo      | 104 mph   | N/A        |
| Jay Abernathy (1)     | Kent State      | 2/20 | B6   | 2-run     | 103 mph   | 362 ft.    |
| Tyler Myatt (2)       | Kent State      | 2/20 | B9   | Solo      | 111 mph   | 434 ft.    |
| Henry Ford (3)        | Kent State      | 2/21 | B1   | Solo      | 101 mph   | 336 ft.    |
| Manny Marin (1)       | Bellarmine      | 2/24 | B7   | 2-Run     | 100 mph   | 365 ft.    |
| Blaine Brown (4)      | Bellarmine      | 2/24 | B7   | 3-Run     | 100 mph   | 343 ft.    |
| Chris Newstrom (1)    | vs. UCLA        | 2/27 | B6   | Solo      | 103 mph   | 395 ft.    |
| Henry Ford (4)        | ETSU            | 3/3  | B6   | 2-run     | 106 mph   | 407 ft.    |
| Blaine Brown (5)      | Oakland         | 3/4  | B4   | 2-run     | 100 mph   | 362 ft.    |
| Ariel Antigua (1)     | Oakland         | 3/4  | B7   | 3-run     | 99 mph    | 366 ft.    |
| Blake Grimmer (1)     | Wright State    | 3/6  | B6   | Solo      | 90 mph    | 330 ft.    |
| Reese Chapman (1)     | Wright State    | 3/7  | B2   | Solo      | 109 mph   | 371 ft.    |
| Henry Ford (5)        | Wright State    | 3/7  | B5   | 2-run     | 111 mph   | 412 ft.    |
| Garrett Wright (1)    | Tennessee Tech  | 3/10 | B1   | Solo      | 99 mph    | 376 ft.    |
| Reese Chapman (2)     | Tennessee Tech  | 3/10 | B1   | <b>GS</b> | 105 mph   | 372 ft.    |
| Manny Marin (2)       | Tennessee Tech  | 3/10 | B2   | 2-run     | 98 mph    | 377 ft.    |
| Henry Ford (6)        | Tennessee Tech  | 3/10 | B4   | 2-run     | 108 mph   | 396 ft.    |
| Nate Eisfelder (1)    | Tennessee Tech  | 3/10 | B6   | <b>GS</b> | 105 mph   | 335 ft.    |
| Henry Ford (7)        | at Georgia      | 3/13 | T7   | Solo      | 109 mph   | 381 ft.    |
| Stone Lawless (3)     | at Georgia      | 3/13 | T8   | Solo      | 101 mph   | 377 ft.    |
| Manny Marin (3)       | at Georgia      | 3/13 | T8   | Solo      | 98 mph    | 374 ft.    |
| Blaine Brown (6)      | at Georgia      | 3/14 | T4   | Solo      | 105 mph   | 398 ft.    |
| Henry Ford (8)        | at Georgia      | 3/15 | T3   | 2-run     | 102 mph   | 348 ft.    |
| Blake Grimmer (2)     | at Georgia      | 3/15 | T9   | Solo      | 102 mph   | 369 ft.    |
| Manny Marin (4)       | EKU             | 3/17 | B7   | 2-Run     | 92 mph    | 350 ft.    |
| Stone Lawless (4)     | Missouri        | 3/20 | B4   | Solo      | 101 mph   | 375 ft.    |
| Blaine Brown (7)      | Missouri        | 3/20 | B7   | Solo      | 110 mph   | 364 ft.    |
| Levi Clark (2)        | Missouri        | 3/22 | B4   | 2-run     | 99 mph    | 337 ft.    |
| Garrett Wright (2)    | Missouri        | 3/22 | B8   | 2-run     | 98 mph    | 354 ft.    |
| Blake Grimmer (3)     | USC Upstate     | 3/24 | B9   | 2-run     | 106 mph   | 391 ft.    |
| Henry Ford (9)        | at Vanderbilt   | 3/28 | T6   | 3-run     | 107 mph   | 388 ft.    |
| Blaine Brown (8)      | at Vanderbilt   | 3/29 | T2   | 3-run     | 103 mph   | 410 ft.    |
| Henry Ford (10)       | Austin Peay     | 3/31 | B1   | 2-run     | 107 mph   | 424 ft.    |
| Garrett Wright (3)    | Austin Peay     | 3/31 | B3   | 3-run     | 101 mph   | 404 ft.    |
| Tyler Myatt (3)       | Austin Peay     | 3/31 | B5   | Solo      | 111 mph   | 391 ft.    |
| Levi Clark (3)        | LSU             | 4/3  | B3   | Solo      | 107 mph   | 383 ft.    |
| Reese Chapman (3)     | LSU             | 4/3  | B4   | 2-run     | 102 mph   | 401 ft.    |
| Blake Grimmer (4)     | LSU             | 4/3  | B9   | Solo      | 103 mph   | 355 ft.    |
| Blake Grimmer (5)     | LSU             | 4/4  | B3   | Solo      | 105 mph   | 374 ft.    |
| Blaine Brown (9)      | LSU             | 4/5  | B3   | <b>GS</b> | 102 mph   | 388 ft.    |
| Blake Grimmer (6)     | NKU             | 4/7  | B1   | 2-run     | 96 mph    | 367 ft.    |
| Manny Marin (5)       | NKU             | 4/7  | B2   | Solo      | 100 mph   | 391 ft.    |
| Blake Grimmer (7)     | NKU             | 4/7  | B5   | Solo      | 109 mph   | 422 ft.    |
| Trent Grindlinger (1) | NKU             | 4/7  | B8   | 3-run     | 101 mph   | 354 ft.    |
| Henry Ford (11)       | at Miss. State  | 4/10 | T3   | Solo      | 104 mph   | 386 ft.    |
| Levi Clark (4)        | at Miss. State  | 4/10 | T5   | Solo      | 107 mph   | 409 ft.    |
| Reese Chapman (4)     | at Miss. State  | 4/11 | T1   | Solo      | 104 mph   | 377 ft.    |
| Manny Marin (6)       | UNC Asheville   | 4/14 | B7   | <b>GS</b> | 102 mph   | 382 ft.    |
| Reese Chapman (5)     | Ole Miss        | 4/17 | B1   | Solo      | 103 mph   | 361 ft.    |
| Jay Abernathy (2)     | Ole Miss        | 4/17 | B7   | 2-run     | 99 mph    | 337 ft.    |
| Trent Grindlinger (2) | Ole Miss        | 4/18 | B9   | Solo      | 100 mph   | 360 ft.    |
| Levi Clark (5)        | Ole Miss        | 4/19 | B3   | 2-run     | 106 mph   | 425 ft.    |
| Blake Grimmer (8)     | Ole Miss        | 4/19 | B3   | 3-run     | 106 mph   | 353 ft.    |

| Player (Total)        | Opponent       | Date | Inn. | Type      | Exit Velo      | Est. Dist.     |
|-----------------------|----------------|------|------|-----------|----------------|----------------|
| Levi Clark (6)        | Ole Miss       | 4/19 | B4   | 2-run     | 110 mph        | <b>438 ft.</b> |
| Blake Grimmer (9)     | Ole Miss       | 4/19 | B7   | Solo      | 103 mph        | 370 ft.        |
| Henry Ford (12)       | Ole Miss       | 4/19 | B8   | 3-run     | 106 mph        | 427 ft.        |
| Blake Grimmer (10)    | Ole Miss       | 4/19 | B8   | 2-run     | 110 mph        | 406 ft.        |
| Blaine Brown (10)     | Lipscomb       | 4/21 | B3   | 2-run     | 98 mph         | 341 ft.        |
| Manny Marin (7)       | Lipscomb       | 4/21 | B3   | Solo      | 99 mph         | 388 ft.        |
| Stone Lawless (5)     | Lipscomb       | 4/21 | B4   | 2-run     | 96 mph         | 349 ft.        |
| Trent Grindlinger (3) | Lipscomb       | 4/21 | B6   | Solo      | 96 mph         | 367 ft.        |
| Garrett Wright (4)    | Alabama        | 4/23 | B1   | Solo      | 97 mph         | 365 ft.        |
| Garrett Wright (5)    | Alabama        | 4/23 | B2   | Solo      | 97 mph         | 342 ft.        |
| Henry Ford (13)       | Alabama        | 4/23 | B6   | 2-run     | 104 mph        | 405 ft.        |
| Trent Grindlinger (4) | Alabama (DH-1) | 4/24 | B2   | Solo      | 105 mph        | 387 ft.        |
| Trent Grindlinger (5) | Alabama (DH-2) | 4/24 | B4   | Solo      | <b>113 mph</b> | 419 ft.        |
| Blaine Brown (11)     | Alabama (DH-2) | 4/24 | B6   | 2-run     | 103 mph        | 360 ft.        |
| Blaine Brown (12)     | Alabama (DH-2) | 4/24 | B7   | Solo      | 98 mph         | 360 ft.        |
| Reese Chapman (6)     | West Georgia   | 4/28 | B1   | 3-run     | 106 mph        | 409 ft.        |
| Levi Clark (7)        | West Georgia   | 4/28 | B1   | Solo      | 108 mph        | 424 ft.        |
| Manny Marin (8)       | West Georgia   | 4/28 | B2   | Solo      | 98 mph         | 376 ft.        |
| Henry Ford (14)       | West Georgia   | 4/28 | B2   | 3-run     | 103 mph        | 389 ft.        |
| Nate Eisfelder (2)    | West Georgia   | 4/28 | B4   | Solo      | 106 mph        | 389 ft.        |
| Henry Ford (15)       | at Kentucky    | 5/1  | T8   | 2-run     | 101 mph        | 381 ft.        |
| Blaine Brown (13)     | at Kentucky    | 5/2  | T6   | Solo      | 99 mph         | 373 ft.        |
| Reese Chapman (7)     | at Kentucky    | 5/3  | T2   | Solo      | 94 mph         | 352 ft.        |
| Levi Clark (8)        | at Kentucky    | 5/3  | T2   | Solo      | 108 mph        | 392 ft.        |
| Levi Clark (9)        | at Kentucky    | 5/3  | T9   | 3-run     | 107 mph        | 410 ft.        |
| Blake Grimmer (11)    | Presbyterian   | 5/5  | B3   | Solo      | 106 mph        | 406 ft.        |
| Trent Grindlinger (6) | Presbyterian   | 5/5  | B3   | Solo      | 105 mph        | 411 ft.        |
| Levi Clark (10)       | Presbyterian   | 5/5  | B6   | 2-run     | 103 mph        | 394 ft.        |
| Garrett Wright (6)    | Presbyterian   | 5/5  | B6   | 2-run     | 94 mph         | 367 ft.        |
| Garrett Wright (7)    | Texas          | 5/9  | B1   | Solo      | 103 mph        | 401 ft.        |
| Trent Grindlinger (7) | Texas          | 5/9  | B1   | Solo      | 106 mph        | 396 ft.        |
| Manny Marin (9)       | Texas          | 5/9  | B2   | Solo      | 98 mph         | 387 ft.        |
| Blake Grimmer (12)    | Texas          | 5/9  | B4   | 2-run     | 104 mph        | 398 ft.        |
| Reese Chapman (8)     | Texas          | 5/9  | B6   | 2-run     | 102 mph        | 400 ft.        |
| Stone Lawless (6)     | Texas          | 5/9  | B8   | 2-run     | 106 mph        | 409 ft.        |
| Reese Chapman (9)     | Texas          | 5/10 | B1   | <b>GS</b> | 106 mph        | 355 ft.        |
| Reese Chapman (10)    | Texas          | 5/10 | B6   | 2-run     | 106 mph        | 406 ft.        |
| Levi Clark (11)       | Belmont        | 5/12 | B2   | 2-run     | 107 mph        | 412 ft.        |
| Jay Abernathy (3)     | Belmont        | 5/12 | B5   | Solo      | 103 mph        | 374 ft.        |
| Garrett Wright (8)    | Belmont        | 5/12 | B5   | Solo      | 104 mph        | 400 ft.        |
| Henry Ford (16)       | Belmont        | 5/12 | B5   | Solo      | 108 mph        | 421 ft.        |
| Trent Grindlinger (8) | Belmont        | 5/12 | B8   | Solo      | 108 mph        | 409 ft.        |
| Hunter High (1)       | Belmont        | 5/12 | B8   | 2-run     | 94 mph         | 347 ft.        |
| Levi Clark (12)       | at Oklahoma    | 5/14 | T5   | 2-run     | 103 mph        | 406 ft.        |
| Henry Ford (17)       | at Oklahoma    | 5/14 | T6   | 2-run     | 109 mph        | 415 ft.        |
| Levi Clark (13)       | at Oklahoma    | 5/16 | T2   | 2-run     | 107 mph        | 432 ft.        |
| Henry Ford (18)       | at Oklahoma    | 5/16 | T5   | Solo      | 101 mph        | 384 ft.        |

**TOTAL & HIGHS**      **109 HRs**      **113 mph**      **438 ft.**

*All data provided by Trackman*      **BOLD = Season High**



**2026 Tennessee Baseball  
Overall Statistics for Tennessee (as of May 16, 2026)  
(All games Sorted by Batting avg)**



Record: 37-19 Home: 28-10 Away: 7-8 Neutral: 2-1 SEC: 15-15

| Player               | avg  | gp-gs | ab   | r   | h   | 2b  | 3b | hr  | rbi | tb  | slg% | bb  | hp | so  | gdp | ob%  | sf | sh | sb-att | po   | a   | e  | fld%  |  |
|----------------------|------|-------|------|-----|-----|-----|----|-----|-----|-----|------|-----|----|-----|-----|------|----|----|--------|------|-----|----|-------|--|
| 30 Trent Grindlinger | .357 | 39-32 | 126  | 23  | 45  | 7   | 1  | 8   | 28  | 78  | .619 | 13  | 4  | 23  | 3   | .434 | 0  | 3  | 1-3    | 39   | 2   | 0  | 1.000 |  |
| 5 Garrett Wright     | .331 | 45-44 | 169  | 37  | 56  | 15  | 1  | 8   | 27  | 97  | .574 | 13  | 16 | 33  | 1   | .425 | 2  | 0  | 2-7    | 146  | 7   | 1  | .994  |  |
| 13 Reese Chapman     | .316 | 55-55 | 196  | 51  | 62  | 19  | 1  | 10  | 44  | 113 | .577 | 31  | 5  | 41  | 2   | .422 | 0  | 1  | 7-7    | 89   | 4   | 2  | .979  |  |
| 4 Manny Marin        | .300 | 51-48 | 180  | 34  | 54  | 9   | 1  | 9   | 42  | 92  | .511 | 11  | 4  | 37  | 5   | .347 | 4  | 2  | 5-5    | 69   | 117 | 4  | .979  |  |
| 9 Henry Ford         | .293 | 54-54 | 225  | 47  | 66  | 13  | 0  | 18  | 53  | 133 | .591 | 25  | 0  | 45  | 4   | .361 | 2  | 0  | 3-5    | 29   | 79  | 5  | .956  |  |
| 14 Blake Grimmer     | .285 | 44-44 | 165  | 42  | 47  | 7   | 0  | 12  | 33  | 90  | .545 | 27  | 3  | 52  | 3   | .391 | 2  | 0  | 1-1    | 165  | 57  | 4  | .982  |  |
| 1 Blaine Brown       | .247 | 56-56 | 215  | 43  | 53  | 11  | 0  | 13  | 40  | 103 | .479 | 20  | 3  | 49  | 2   | .317 | 2  | 0  | 5-5    | 71   | 2   | 1  | .986  |  |
| 8 Jay Abernathy      | .242 | 49-35 | 124  | 34  | 30  | 9   | 1  | 3   | 16  | 50  | .403 | 22  | 3  | 33  | 1   | .369 | 0  | 3  | 7-8    | 67   | 20  | 3  | .967  |  |
| 16 Levi Clark        | .234 | 51-50 | 175  | 41  | 41  | 12  | 0  | 13  | 43  | 92  | .526 | 26  | 9  | 38  | 2   | .355 | 4  | 0  | 2-2    | 382  | 35  | 1  | .998  |  |
| -----                |      |       |      |     |     |     |    |     |     |     |      |     |    |     |     |      |    |    |        |      |     |    |       |  |
| 31 Finley Bates      | .333 | 12-2  | 12   | 5   | 4   | 0   | 0  | 1   | 2   | 7   | .583 | 0   | 2  | 2   | 0   | .429 | 0  | 0  | 0-1    | 2    | 6   | 0  | 1.000 |  |
| 15 Hunter High       | .308 | 13-1  | 13   | 3   | 4   | 0   | 1  | 1   | 5   | 9   | .692 | 1   | 0  | 2   | 1   | .333 | 1  | 0  | 0-0    | 14   | 3   | 0  | 1.000 |  |
| 20 Tyler Myatt       | .250 | 33-17 | 72   | 10  | 18  | 6   | 0  | 3   | 12  | 33  | .458 | 9   | 3  | 24  | 2   | .353 | 1  | 0  | 1-2    | 16   | 17  | 2  | .943  |  |
| 17 Nate Eisfelder    | .250 | 15-2  | 16   | 4   | 4   | 0   | 0  | 2   | 7   | 10  | .625 | 6   | 1  | 5   | 0   | .478 | 0  | 0  | 0-0    | 6    | 0   | 0  | 1.000 |  |
| 27 Stone Lawless     | .225 | 37-33 | 102  | 20  | 23  | 4   | 0  | 6   | 17  | 45  | .441 | 17  | 7  | 26  | 2   | .367 | 2  | 3  | 1-2    | 306  | 25  | 2  | .994  |  |
| 2 Ariel Antigua      | .200 | 37-14 | 40   | 6   | 8   | 4   | 0  | 1   | 9   | 15  | .375 | 6   | 3  | 5   | 2   | .327 | 3  | 1  | 1-1    | 24   | 31  | 2  | .965  |  |
| 26 Chris Newstrom    | .173 | 26-15 | 52   | 10  | 9   | 2   | 1  | 1   | 7   | 16  | .308 | 6   | 1  | 13  | 0   | .267 | 1  | 0  | 0-0    | 20   | 14  | 0  | 1.000 |  |
| 12 Evan Hankins      | .000 | 5-1   | 6    | 1   | 0   | 0   | 0  | 0   | 0   | 0   | .000 | 1   | 0  | 3   | 0   | .143 | 0  | 0  | 0-0    | 14   | 1   | 0  | 1.000 |  |
| 29 Taylor Tracey     | .000 | 1-1   | 2    | 0   | 0   | 0   | 0  | 0   | 0   | 0   | .000 | 0   | 0  | 1   | 0   | .000 | 0  | 0  | 0-0    | 1    | 2   | 0  | 1.000 |  |
| Totals               | .277 | 56    | 1890 | 411 | 524 | 118 | 7  | 109 | 385 | 983 | .520 | 234 | 64 | 432 | 30  | .372 | 24 | 13 | 36-49  | 1486 | 468 | 31 | .984  |  |
| Opponents            | .241 | 56    | 1878 | 276 | 452 | 76  | 5  | 78  | 257 | 772 | .411 | 171 | 59 | 569 | 21  | .322 | 9  | 11 | 50-68  | 1427 | 478 | 53 | .973  |  |

LOB - Team (391), Opp (366). DPs turned - Team (23), Opp (34). CI - Team (0), Opp (4). IBB - Team (9), GRIMMER, B. 3, CHAPMAN, R. 2, GRINDLINGER 2, FORD, H. 1, WRIGHT, G. 1, Opp (4). Picked off - WRIGHT, G. 1, GRINDLINGER 1, ABERNATHY, J 1, CLARK, L. 1.

**(All games Sorted by Earned run avg)**

| Player              | era  | w-l   | app | gs | cg | sho | sv | ip    | h   | r   | er  | bb  | so  | 2b  | 3b | hr  | b/avg | wp | hp | bk | sfa | sha |  |  |
|---------------------|------|-------|-----|----|----|-----|----|-------|-----|-----|-----|-----|-----|-----|----|-----|-------|----|----|----|-----|-----|--|--|
| 21 Tegan Kuhns      | 3.39 | 5-4   | 14  | 13 | 1  | 1/1 | 0  | 77.0  | 76  | 32  | 29  | 15  | 100 | 15  | 0  | 11  | .253  | 2  | 5  | 1  | 2   | 2   |  |  |
| 11 Evan Blanco      | 4.56 | 7-3   | 14  | 14 | 0  | 0/0 | 0  | 79.0  | 66  | 44  | 40  | 28  | 94  | 14  | 0  | 14  | .221  | 0  | 7  | 2  | 0   | 3   |  |  |
| 18 Landon Mack      | 4.67 | 4-4   | 12  | 12 | 0  | 0/0 | 0  | 61.2  | 67  | 34  | 32  | 25  | 77  | 10  | 0  | 11  | .279  | 2  | 7  | 2  | 1   | 2   |  |  |
| -----               |      |       |     |    |    |     |    |       |     |     |     |     |     |     |    |     |       |    |    |    |     |     |  |  |
| 1 Blaine Brown      | 3.00 | 0-0   | 4   | 4  | 0  | 0/0 | 0  | 3.0   | 1   | 1   | 1   | 3   | 5   | 0   | 0  | 0   | .100  | 0  | 1  | 0  | 0   | 0   |  |  |
| 29 Taylor Tracey    | 3.26 | 1-0   | 15  | 5  | 0  | 0/1 | 0  | 19.1  | 12  | 10  | 7   | 15  | 28  | 3   | 0  | 3   | .171  | 1  | 3  | 0  | 0   | 0   |  |  |
| 46 Jax Bishop       | 3.38 | 0-0   | 5   | 0  | 0  | 0/1 | 0  | 2.2   | 2   | 1   | 1   | 2   | 2   | 0   | 0  | 1   | .200  | 0  | 0  | 0  | 0   | 0   |  |  |
| 33 Bo Rhudy         | 3.76 | 1-1   | 21  | 0  | 0  | 0/0 | 3  | 26.1  | 19  | 11  | 11  | 5   | 34  | 6   | 0  | 7   | .196  | 0  | 2  | 0  | 0   | 0   |  |  |
| 6 Brady Frederick   | 4.06 | 4-1   | 26  | 0  | 0  | 0/1 | 0  | 31.0  | 27  | 16  | 14  | 10  | 34  | 3   | 1  | 4   | .239  | 1  | 7  | 0  | 2   | 1   |  |  |
| 25 Brandon Arvidson | 4.25 | 1-0   | 15  | 1  | 0  | 0/0 | 3  | 36.0  | 36  | 17  | 17  | 12  | 44  | 3   | 1  | 5   | .265  | 3  | 2  | 0  | 0   | 0   |  |  |
| 44 Nic Abraham      | 4.36 | 2-0   | 15  | 3  | 0  | 0/1 | 0  | 33.0  | 31  | 17  | 16  | 6   | 18  | 5   | 1  | 3   | .246  | 0  | 7  | 0  | 1   | 0   |  |  |
| 19 Cam Appenzeller  | 4.84 | 5-1   | 17  | 1  | 0  | 0/1 | 1  | 48.1  | 42  | 26  | 26  | 12  | 54  | 8   | 0  | 5   | .236  | 4  | 1  | 2  | 1   | 1   |  |  |
| 38 Ethan Baiotto    | 5.79 | 3-0   | 14  | 2  | 0  | 0/1 | 0  | 23.1  | 20  | 15  | 15  | 7   | 13  | 4   | 1  | 4   | .227  | 2  | 3  | 0  | 0   | 1   |  |  |
| 42 Will Haas        | 5.91 | 0-0   | 13  | 0  | 0  | 0/1 | 0  | 10.2  | 11  | 7   | 7   | 4   | 16  | 2   | 0  | 2   | .262  | 1  | 2  | 0  | 0   | 0   |  |  |
| 36 Sawyer Deering   | 6.75 | 0-0   | 10  | 0  | 0  | 0/1 | 0  | 6.2   | 6   | 6   | 5   | 3   | 5   | 1   | 1  | 2   | .231  | 0  | 1  | 1  | 0   | 0   |  |  |
| 48 Chandler Day     | 7.15 | 0-2   | 13  | 1  | 0  | 0/1 | 0  | 11.1  | 15  | 14  | 9   | 5   | 12  | 2   | 0  | 3   | .319  | 1  | 0  | 0  | 1   | 0   |  |  |
| 7 Mark Hindy        | 7.84 | 2-0   | 16  | 0  | 0  | 0/0 | 0  | 10.1  | 8   | 9   | 9   | 7   | 7   | 0   | 0  | 1   | .222  | 0  | 4  | 0  | 1   | 1   |  |  |
| 34 Brayden Krenzel  | 8.62 | 2-3   | 19  | 0  | 0  | 0/1 | 2  | 15.2  | 13  | 16  | 15  | 12  | 26  | 0   | 0  | 2   | .217  | 5  | 7  | 0  | 0   | 0   |  |  |
| Totals              | 4.62 | 37-19 | 56  | 56 | 1  | 3/2 | 9  | 495.1 | 452 | 276 | 254 | 171 | 569 | 76  | 5  | 78  | .241  | 22 | 59 | 8  | 9   | 11  |  |  |
| Opponents           | 6.60 | 19-37 | 56  | 56 | 1  | 1/1 | 8  | 475.2 | 524 | 411 | 349 | 234 | 432 | 118 | 7  | 109 | .277  | 50 | 64 | 5  | 24  | 13  |  |  |

PB - Team (5), LAWLESS, S. 3, CLARK, L. 2, Opp (6). Pickoffs - Team (8), MACK, L. 3, ARVIDSON, B. 2, LAWLESS, S. 1, ABRAHAM, N. 1, BLANCO, E. 1, Opp (4). SBA/ATT - LAWLESS, S. (37-46), KUHNS, T. (14-16), MACK, L. (5-7), ARVIDSON, B. (3-7), FREDERICK, B (4-7), TRACEY, T. (6-7), CLARK, L. (5-6), BLANCO, E. (4-6), GRINDLINGER (4-5), WRIGHT, G. (4-5), KRENZEL, B. (5-5), BAIOTTO, E. (3-3), APPENZELLER (1-2), RHUDY, B. (1-2), HAAS, W. (1-2), ABRAHAM, N. (2-2), HINDY, M. (1-1), DAY, C. (0-1).



**2026 Tennessee Baseball**  
**Conference statistics for Tennessee (as of May 16, 2026)**  
**(SEC games only Sorted by Batting avg)**



Record: 15-15 Home: 8-7 Away: 7-8 SEC: 15-15

| Player               | avg  | gp-gs | ab   | r   | h   | 2b | 3b | hr | rbi | tb  | slg% | bb  | hp | so  | gdp | ob%  | sf | sh | sb-att | po  | a   | e  | fld%  |  |
|----------------------|------|-------|------|-----|-----|----|----|----|-----|-----|------|-----|----|-----|-----|------|----|----|--------|-----|-----|----|-------|--|
| 30 Trent Grindlinger | .322 | 23-22 | 87   | 11  | 28  | 5  | 0  | 4  | 18  | 45  | .517 | 9   | 2  | 17  | 1   | .398 | 0  | 3  | 1-1    | 0   | 0   | 0  | .000  |  |
| 13 Reese Chapman     | .306 | 30-30 | 121  | 31  | 37  | 13 | 1  | 7  | 26  | 73  | .603 | 14  | 3  | 27  | 1   | .391 | 0  | 1  | 4-4    | 58  | 4   | 2  | .969  |  |
| 16 Levi Clark        | .292 | 27-27 | 96   | 24  | 28  | 7  | 0  | 9  | 27  | 62  | .646 | 12  | 4  | 27  | 2   | .383 | 3  | 0  | 1-1    | 205 | 17  | 0  | 1.000 |  |
| 14 Blake Grimmer     | .274 | 30-30 | 117  | 27  | 32  | 4  | 0  | 7  | 21  | 57  | .487 | 20  | 3  | 40  | 2   | .390 | 1  | 0  | 0-0    | 109 | 36  | 4  | .973  |  |
| 9 Henry Ford         | .256 | 30-30 | 129  | 21  | 33  | 7  | 0  | 9  | 26  | 67  | .519 | 12  | 0  | 38  | 2   | .317 | 1  | 0  | 0-2    | 18  | 40  | 2  | .967  |  |
| 4 Manny Marin        | .254 | 29-29 | 114  | 18  | 29  | 5  | 1  | 2  | 18  | 42  | .368 | 8   | 4  | 26  | 4   | .318 | 3  | 1  | 2-2    | 51  | 68  | 1  | .992  |  |
| 5 Garrett Wright     | .254 | 30-30 | 122  | 20  | 31  | 7  | 1  | 4  | 13  | 52  | .426 | 10  | 10 | 29  | 1   | .354 | 2  | 0  | 2-6    | 107 | 6   | 1  | .991  |  |
| 1 Blaine Brown       | .233 | 30-30 | 116  | 22  | 27  | 4  | 0  | 7  | 18  | 52  | .448 | 12  | 2  | 36  | 2   | .313 | 1  | 0  | 3-3    | 52  | 1   | 1  | .981  |  |
| -----                |      |       |      |     |     |    |    |    |     |     |      |     |    |     |     |      |    |    |        |     |     |    |       |  |
| 17 Nate Eisfelder    | .250 | 3-0   | 4    | 1   | 1   | 0  | 0  | 0  | 1   | 1   | .250 | 0   | 1  | 1   | 0   | .400 | 0  | 0  | 0-0    | 0   | 0   | 0  | .000  |  |
| 27 Stone Lawless     | .179 | 21-18 | 56   | 12  | 10  | 3  | 0  | 3  | 6   | 22  | .393 | 6   | 3  | 19  | 0   | .288 | 1  | 3  | 0-1    | 155 | 14  | 0  | 1.000 |  |
| 20 Tyler Myatt       | .179 | 12-6  | 28   | 0   | 5   | 0  | 0  | 0  | 3   | 5   | .179 | 2   | 0  | 9   | 0   | .226 | 1  | 0  | 0-1    | 4   | 13  | 1  | .944  |  |
| 2 Ariel Antigua      | .167 | 16-2  | 6    | 1   | 1   | 1  | 0  | 0  | 0   | 2   | .333 | 0   | 0  | 0   | 0   | .167 | 0  | 0  | 0-0    | 6   | 9   | 1  | .938  |  |
| 8 Jay Abernathy      | .154 | 23-14 | 52   | 10  | 8   | 3  | 0  | 1  | 7   | 14  | .269 | 4   | 2  | 14  | 0   | .241 | 0  | 3  | 2-2    | 37  | 9   | 2  | .958  |  |
| 26 Chris Newstrom    | .000 | 6-2   | 4    | 0   | 0   | 0  | 0  | 0  | 0   | 0   | .000 | 0   | 1  | 3   | 0   | .200 | 0  | 0  | 0-0    | 1   | 1   | 0  | 1.000 |  |
| 31 Finley Bates      | .000 | 2-0   | 1    | 2   | 0   | 0  | 0  | 0  | 0   | 0   | .000 | 0   | 0  | 1   | 0   | .000 | 0  | 0  | 0-0    | 0   | 0   | 0  | .000  |  |
| 15 Hunter High       | .000 | 1-0   | 0    | 0   | 0   | 0  | 0  | 0  | 0   | 0   | .000 | 0   | 0  | 0   | 0   | .000 | 0  | 0  | 0-0    | 0   | 0   | 0  | .000  |  |
| Totals               | .256 | 30    | 1053 | 200 | 270 | 59 | 3  | 53 | 184 | 494 | .469 | 109 | 35 | 287 | 15  | .342 | 13 | 11 | 15-23  | 817 | 233 | 17 | .984  |  |
| Opponents            | .273 | 30    | 1080 | 197 | 295 | 47 | 4  | 61 | 182 | 533 | .494 | 101 | 29 | 300 | 11  | .350 | 4  | 7  | 28-36  | 815 | 268 | 27 | .976  |  |

LOB - Team (207), Opp (207). DPs turned - Team (12), Opp (18). CI - Team (0), Opp (1). IBB - Team (8), GRIMMER, B. 3, CHAPMAN, R. 2, GRINDLINGER 2, FORD, H. 1, Opp (4). Picked off - WRIGHT, G. 1.

**(SEC games only Sorted by Earned run avg)**

| Player              | era   | w-l   | app | gs | cg | sho | sv | ip    | h   | r   | er  | bb  | so  | 2b | 3b | hr | b/avg | wp | hp | bk | sfa | sha |
|---------------------|-------|-------|-----|----|----|-----|----|-------|-----|-----|-----|-----|-----|----|----|----|-------|----|----|----|-----|-----|
| 21 Tegan Kuhns      | 3.52  | 4-3   | 10  | 9  | 1  | 1/0 | 0  | 53.2  | 59  | 22  | 21  | 11  | 71  | 11 | 0  | 7  | .276  | 1  | 2  | 1  | 1   | 1   |
| 11 Evan Blanco      | 5.16  | 6-1   | 10  | 10 | 0  | 0/0 | 0  | 59.1  | 54  | 37  | 34  | 18  | 63  | 10 | 0  | 13 | .235  | 0  | 3  | 1  | 0   | 2   |
| 19 Cam Appenzeller  | 5.77  | 3-1   | 10  | 0  | 0  | 0/0 | 0  | 34.1  | 33  | 22  | 22  | 9   | 36  | 6  | 0  | 5  | .256  | 4  | 1  | 2  | 1   | 0   |
| 18 Landon Mack      | 6.00  | 1-3   | 8   | 8  | 0  | 0/0 | 0  | 39.0  | 49  | 27  | 26  | 16  | 47  | 6  | 0  | 10 | .312  | 2  | 6  | 2  | 1   | 2   |
| -----               |       |       |     |    |    |     |    |       |     |     |     |     |     |    |    |    |       |    |    |    |     |     |
| 25 Brandon Arvidson | 4.34  | 1-0   | 11  | 1  | 0  | 0/0 | 3  | 29.0  | 29  | 14  | 14  | 11  | 32  | 2  | 1  | 4  | .264  | 1  | 1  | 0  | 0   | 0   |
| 33 Bo Rhudy         | 4.76  | 0-1   | 13  | 0  | 0  | 0/0 | 3  | 17.0  | 13  | 9   | 9   | 3   | 19  | 4  | 0  | 7  | .206  | 0  | 0  | 0  | 0   | 0   |
| 42 Will Haas        | 5.06  | 0-0   | 5   | 0  | 0  | 0/0 | 0  | 5.1   | 6   | 3   | 3   | 2   | 5   | 2  | 0  | 1  | .273  | 1  | 1  | 0  | 0   | 0   |
| 44 Nic Abraham      | 7.59  | 0-0   | 5   | 0  | 0  | 0/0 | 0  | 10.2  | 10  | 10  | 9   | 4   | 5   | 2  | 0  | 1  | .233  | 0  | 3  | 0  | 0   | 0   |
| 48 Chandler Day     | 8.53  | 0-2   | 6   | 1  | 0  | 0/0 | 0  | 6.1   | 9   | 11  | 6   | 4   | 9   | 1  | 0  | 3  | .321  | 0  | 0  | 0  | 1   | 0   |
| 38 Ethan Baiotto    | 12.60 | 0-0   | 3   | 0  | 0  | 0/0 | 0  | 5.0   | 5   | 7   | 7   | 3   | 1   | 0  | 1  | 2  | .263  | 2  | 1  | 0  | 0   | 1   |
| 6 Brady Frederick   | 17.36 | 0-1   | 9   | 0  | 0  | 0/0 | 0  | 4.2   | 13  | 9   | 9   | 4   | 5   | 1  | 1  | 3  | .500  | 1  | 5  | 0  | 0   | 1   |
| 29 Taylor Tracey    | 18.00 | 0-0   | 3   | 1  | 0  | 0/0 | 0  | 2.0   | 4   | 7   | 4   | 5   | 2   | 2  | 0  | 2  | .364  | 1  | 0  | 0  | 0   | 0   |
| 7 Mark Hindy        | 18.00 | 0-0   | 6   | 0  | 0  | 0/0 | 0  | 2.0   | 3   | 4   | 4   | 3   | 0   | 0  | 0  | 0  | .375  | 0  | 2  | 0  | 0   | 0   |
| 36 Sawyer Deering   | 18.00 | 0-0   | 2   | 0  | 0  | 0/0 | 0  | 1.0   | 2   | 2   | 2   | 0   | 0   | 0  | 1  | 1  | .400  | 0  | 0  | 0  | 0   | 0   |
| 34 Brayden Krenznel | 39.00 | 0-3   | 8   | 0  | 0  | 0/0 | 0  | 3.0   | 6   | 13  | 13  | 8   | 5   | 0  | 0  | 2  | .400  | 2  | 4  | 0  | 0   | 0   |
| Totals              | 6.05  | 15-15 | 30  | 30 | 1  | 1/0 | 6  | 272.1 | 295 | 197 | 183 | 101 | 300 | 47 | 4  | 61 | .273  | 15 | 29 | 6  | 4   | 7   |
| Opponents           | 5.70  | 15-15 | 30  | 30 | 1  | 0/0 | 7  | 271.2 | 270 | 200 | 172 | 109 | 287 | 59 | 3  | 53 | .256  | 23 | 35 | 1  | 13  | 11  |

PB - Team (1), CLARK, L. 1, Opp (3). Pickoffs - Team (1), MACK, L. 1, Opp (1). SBA/ATT - LAWLESS, S. (22-29), KUHNS, T. (12-14), MACK, L. (4-6), WRIGHT, G. (3-4), KRENZEL, B. (4-4), CLARK, L. (3-3), ARVIDSON, B. (1-2), FREDERICK, B. (1-2), BAIOTTO, E. (2-2), BLANCO, E. (2-2), HAAS, W. (1-1), TRACEY, T. (1-1), APPENZELLER (0-1), RHUDY, B. (0-1).



**2026 Tennessee Baseball**  
**Game Results for Tennessee (as of May 17, 2026)**  
**(All games)**



| Date           | Opponent                | Score   | Inns | Overall | SEC     | Pitcher of record    | Attend | Time |
|----------------|-------------------------|---------|------|---------|---------|----------------------|--------|------|
| Feb 13, 2026   | NICHOLLS                | w 10-0  | 8    | 1-0-0   | 0-0-0   | KUHNS, T. (W 1-0)    | 6977   | 2:34 |
| Feb 14, 2026   | NICHOLLS-1              | w 5-1   | 9    | 2-0-0   | 0-0-0   | MACK, L. (W 1-0)     | 6515   | 2:43 |
| Feb 14, 2026   | NICHOLLS-2              | w 12-2  | 7    | 3-0-0   | 0-0-0   | BLANCO, E. (W 1-0)   | 5667   | 2:46 |
| Feb 17, 2026   | UNC ASHEVILLE           | w 10-3  | 9    | 4-0-0   | 0-0-0   | APPENZELLER (W 1-0)  | 5685   | 2:59 |
| Feb 20, 2026   | KENT STATE              | w 4-3   | 9    | 5-0-0   | 0-0-0   | FREDERICK, B (W 1-0) | 6267   | 3:13 |
| Feb 21, 2026   | KENT STATE              | L 1-2   | 9    | 5-1-0   | 0-0-0   | MACK, L. (L 1-1)     | 7001   | 2:50 |
| Feb 22, 2026   | KENT STATE              | L 5-9   | 9    | 5-2-0   | 0-0-0   | BLANCO, E. (L 1-1)   | 5626   | 3:04 |
| Feb 24, 2026   | BELLARMINE              | w 8-3   | 9    | 6-2-0   | 0-0-0   | APPENZELLER (W 2-0)  | 5271   | 2:56 |
| Feb 27, 2026   | vs #1 UCLA              | L 5-12  | 9    | 6-3-0   | 0-0-0   | KUHNS, T. (L 1-1)    | 7181   | 3:18 |
| Feb 28, 2026   | vs Arizona State        | w 5-3   | 9    | 7-3-0   | 0-0-0   | MACK, L. (W 2-1)     | 13097  | 3:07 |
| Mar 01, 2026   | vs Virginia Tech        | w 3-1   | 9    | 8-3-0   | 0-0-0   | HINDY, M. (W 1-0)    | 8903   | 2:39 |
| Mar 03, 2026   | ETSU                    | w 7-1   | 9    | 9-3-0   | 0-0-0   | FREDERICK, B (W 2-0) | 6028   | 2:46 |
| Mar 04, 2026   | OAKLAND                 | w 11-2  | 9    | 10-3-0  | 0-0-0   | ABRAHAM, N. (W 1-0)  | 5727   | 2:48 |
| Mar 06, 2026   | WRIGHT STATE            | w 4-3   | 9    | 11-3-0  | 0-0-0   | FREDERICK, B (W 3-0) | 6479   | 2:57 |
| Mar 07, 2026   | WRIGHT STATE            | w 5-4   | 9    | 12-3-0  | 0-0-0   | MACK, L. (W 3-1)     | 6587   | 2:55 |
| Mar 08, 2026   | WRIGHT STATE            | L 0-6   | 9    | 12-4-0  | 0-0-0   | BLANCO, E. (L 1-2)   | 5810   | 2:25 |
| Mar 10, 2026   | TENNESSEE TECH          | w 20-2  | 7    | 13-4-0  | 0-0-0   | BAIOTTO, E. (W 1-0)  | 6102   | 2:43 |
| * Mar 13, 2026 | at #8 Georgia           | w 7-4   | 9    | 14-4-0  | 1-0-0   | ARVIDSON, B. (W 1-0) | 3107   | 2:54 |
| * Mar 14, 2026 | at #8 Georgia           | L 2-4   | 9    | 14-5-0  | 1-1-0   | MACK, L. (L 3-2)     | 3330   | 2:44 |
| * Mar 15, 2026 | at #8 Georgia           | L 7-8   | 9    | 14-6-0  | 1-2-0   | KRENZEL, B. (L 0-1)  | 3039   | 3:23 |
| Mar 17, 2026   | EASTERN KENTUCKY        | w 10-3  | 9    | 15-6-0  | 1-2-0   | FREDERICK, B (W 4-0) | 5647   | 3:12 |
| * Mar 20, 2026 | MISSOURI                | L 4-8   | 9    | 15-7-0  | 1-3-0   | KUHNS, T. (L 1-2)    | 6359   | 3:13 |
| * Mar 21, 2026 | MISSOURI                | w 4-2   | 9    | 16-7-0  | 2-3-0   | APPENZELLER (W 3-0)  | 6826   | 3:07 |
| * Mar 22, 2026 | MISSOURI                | w 7-1   | 9    | 17-7-0  | 3-3-0   | BLANCO, E. (W 2-2)   | 6132   | 2:13 |
| Mar 24, 2026   | USC UPSTATE             | w 4-2   | 9    | 18-7-0  | 3-3-0   | KRENZEL, B. (W 1-1)  | 5977   | 2:54 |
| * Mar 27, 2026 | at Vanderbilt           | L 2-3   | (10) | 18-8-0  | 3-4-0   | KUHNS, T. (L 1-3)    | 3442   | 3:01 |
| * Mar 28, 2026 | at Vanderbilt           | L 5-6   | (16) | 18-9-0  | 3-5-0   | FREDERICK, B (L 4-1) | 3442   | 4:44 |
| * Mar 29, 2026 | at Vanderbilt           | L 15-16 | 9    | 18-10-0 | 3-6-0   | KRENZEL, B. (L 1-2)  | 3442   | 3:33 |
| Mar 31, 2026   | AUSTIN PEAY             | w 13-4  | 9    | 19-10-0 | 3-6-0   | HINDY, M. (W 2-0)    | 6647   | 2:43 |
| * Apr 03, 2026 | LSU                     | L 5-7   | 9    | 19-11-0 | 3-7-0   | RHUDY, B. (L 0-1)    | 7195   | 3:01 |
| * Apr 04, 2026 | LSU                     | w 4-1   | 9    | 20-11-0 | 4-7-0   | APPENZELLER (W 4-0)  | 7259   | 2:30 |
| * Apr 05, 2026 | LSU                     | L 6-16  | (12) | 20-12-0 | 4-8-0   | KRENZEL, B. (L 1-3)  | 6308   | 4:02 |
| Apr 07, 2026   | NORTHERN KENTUCKY       | w 12-6  | 9    | 21-12-0 | 4-8-0   | RHUDY, B. (W 1-1)    | 5814   | 2:46 |
| * Apr 10, 2026 | at #9 Mississippi State | w 6-5   | 9    | 22-12-0 | 5-8-0   | APPENZELLER (W 5-0)  | 13543  | 3:18 |
| * Apr 11, 2026 | at #9 Mississippi State | w 6-2   | 9    | 23-12-0 | 6-8-0   | KUHNS, T. (W 2-3)    | 14814  | 2:35 |
| * Apr 12, 2026 | at #9 Mississippi State | w 7-2   | 9    | 24-12-0 | 7-8-0   | BLANCO, E. (W 3-2)   | 10376  | 2:35 |
| Apr 14, 2026   | UNC ASHEVILLE           | w 11-1  | 8    | 25-12-0 | 7-8-0   | TRACEY, T. (W 1-0)   | 5798   | 2:37 |
| * Apr 17, 2026 | #25 OLE MISS            | L 4-7   | 9    | 25-13-0 | 7-9-0   | MACK, L. (L 3-3)     | 7065   | 2:56 |
| * Apr 18, 2026 | #25 OLE MISS            | L 1-8   | 9    | 25-14-0 | 7-10-0  | APPENZELLER (L 5-1)  | 7430   | 3:16 |
| * Apr 19, 2026 | #25 OLE MISS            | w 13-5  | 9    | 26-14-0 | 8-10-0  | BLANCO, E. (W 4-2)   | 6263   | 3:14 |
| Apr 21, 2026   | LIPSCOMB                | w 14-4  | 7    | 27-14-0 | 8-10-0  | BAIOTTO, E. (W 2-0)  | 6146   | 2:20 |
| * Apr 23, 2026 | #13 ALABAMA             | L 8-12  | 9    | 27-15-0 | 8-11-0  | MACK, L. (L 3-4)     | 6485   | 3:52 |
| * Apr 24, 2026 | #13 ALABAMA-1           | w 10-0  | 8    | 28-15-0 | 9-11-0  | KUHNS, T. (W 3-3)    | 6391   | 2:28 |
| * Apr 24, 2026 | #13 ALABAMA-2           | w 11-4  | 9    | 29-15-0 | 10-11-0 | BLANCO, E. (W 5-2)   | 7051   | 2:44 |
| Apr 28, 2026   | WEST GEORGIA            | w 13-0  | 7    | 30-15-0 | 10-11-0 | KRENZEL, B. (W 2-3)  | 5916   | 2:15 |
| * May 01, 2026 | at Kentucky             | L 2-9   | 9    | 30-16-0 | 10-12-0 | KUHNS, T. (L 3-4)    | 4660   | 2:48 |
| * May 02, 2026 | at Kentucky             | L 2-12  | 8    | 30-17-0 | 10-13-0 | BLANCO, E. (L 5-3)   | 4565   | 2:27 |
| * May 03, 2026 | at Kentucky             | w 10-9  | 9    | 31-17-0 | 11-13-0 | MACK, L. (W 4-4)     | 3959   | 3:24 |
| May 05, 2026   | PRESBYTERIAN            | w 8-1   | 9    | 32-17-0 | 11-13-0 | BAIOTTO, E. (W 3-0)  | 5622   | 2:47 |
| * May 08, 2026 | #4 TEXAS                | w 5-1   | 9    | 33-17-0 | 12-13-0 | KUHNS, T. (W 4-4)    | 6842   | 2:43 |
| * May 09, 2026 | #4 TEXAS                | w 14-9  | 9    | 34-17-0 | 13-13-0 | BLANCO, E. (W 6-3)   | 7194   | 3:01 |
| * May 10, 2026 | #4 TEXAS                | L 6-13  | 9    | 34-18-0 | 13-14-0 | DAY, C. (L 0-1)      | 6398   | 3:32 |
| May 12, 2026   | BELMONT                 | w 11-1  | 8    | 35-18-0 | 13-14-0 | ABRAHAM, N. (W 2-0)  | 6244   | 2:25 |
| * May 14, 2026 | at Oklahoma             | w 9-7   | 9    | 36-18-0 | 14-14-0 | KUHNS, T. (W 5-4)    | 3175   | 3:52 |
| * May 15, 2026 | at Oklahoma             | w 9-4   | 9    | 37-18-0 | 15-14-0 | BLANCO, E. (W 7-3)   | 3588   | 2:46 |
| * May 16, 2026 | at Oklahoma             | L 9-12  | 9    | 37-19-0 | 15-15-0 | DAY, C. (L 0-2)      | 3568   | 3:11 |

\* = Conference game  
 () extra inning game

**2026 Tennessee Baseball**  
**Team Game-by-Game for Tennessee (as of May 17, 2026)**  
**Batting (All games)**

| Date    | Opponent             | ab   | r   | h   | rbi | 2b  | 3b | hr   | tb  | bb  | ibb | sb | cs | hbp | sac | sf | gdp | k   | po   | a   | e  | lob | avg  |
|---------|----------------------|------|-----|-----|-----|-----|----|------|-----|-----|-----|----|----|-----|-----|----|-----|-----|------|-----|----|-----|------|
| Feb 13  | NICHOLLS             | 33   | 10  | 11  | 9   | 5   | 0  | 3    | 25  | 5   | 0   | 0  | 0  | 1   | 0   | 0  | 0   | 5   | 24   | 7   | 0  | 10  | .333 |
| Feb 14  | NICHOLLS             | 29   | 5   | 8   | 5   | 3   | 0  | 2    | 17  | 9   | 0   | 0  | 0  | 1   | 0   | 0  | 0   | 6   | 27   | 9   | 0  | 10  | .306 |
| Feb 14  | NICHOLLS             | 27   | 12  | 11  | 11  | 3   | 0  | 3    | 23  | 10  | 0   | 0  | 0  | 1   | 0   | 0  | 2   | 7   | 21   | 5   | 0  | 8   | .337 |
| Feb 17  | UNC ASHEVILLE        | 35   | 10  | 14  | 10  | 5   | 1  | 2    | 27  | 2   | 0   | 1  | 0  | 3   | 0   | 2  | 0   | 5   | 27   | 8   | 0  | 8   | .355 |
| Feb 20  | KENT STATE           | 29   | 4   | 7   | 4   | 1   | 0  | 2    | 14  | 6   | 0   | 0  | 0  | 0   | 0   | 1  | 1   | 5   | 27   | 10  | 0  | 8   | .333 |
| Feb 21  | KENT STATE           | 32   | 1   | 5   | 1   | 1   | 0  | 1    | 9   | 1   | 0   | 0  | 0  | 4   | 0   | 0  | 0   | 6   | 27   | 8   | 3  | 9   | .303 |
| Feb 22  | KENT STATE           | 31   | 5   | 7   | 2   | 1   | 0  | 0    | 8   | 2   | 0   | 1  | 0  | 1   | 0   | 1  | 1   | 6   | 27   | 10  | 2  | 3   | .292 |
| Feb 24  | BELLARMINE           | 34   | 8   | 10  | 7   | 2   | 0  | 2    | 18  | 5   | 0   | 4  | 1  | 0   | 0   | 1  | 0   | 4   | 27   | 10  | 0  | 8   | .292 |
| Feb 27  | vs UCLA              | 35   | 5   | 7   | 5   | 0   | 1  | 1    | 12  | 5   | 0   | 0  | 0  | 1   | 0   | 0  | 0   | 13  | 27   | 7   | 3  | 9   | .281 |
| Feb 28  | vs Arizona State     | 33   | 5   | 9   | 5   | 4   | 0  | 0    | 13  | 6   | 0   | 0  | 0  | 1   | 1   | 1  | 0   | 10  | 27   | 13  | 1  | 10  | .280 |
| Mar 01  | vs Virginia Tech     | 29   | 3   | 4   | 3   | 2   | 0  | 0    | 6   | 3   | 0   | 0  | 0  | 0   | 0   | 0  | 0   | 9   | 27   | 7   | 0  | 5   | .268 |
| Mar 03  | ETSU                 | 33   | 7   | 11  | 7   | 3   | 0  | 1    | 17  | 4   | 0   | 0  | 0  | 1   | 0   | 0  | 2   | 4   | 27   | 4   | 0  | 7   | .274 |
| Mar 04  | OAKLAND              | 37   | 11  | 12  | 11  | 3   | 0  | 2    | 21  | 4   | 0   | 3  | 1  | 3   | 0   | 0  | 0   | 7   | 27   | 6   | 0  | 9   | .278 |
| Mar 06  | WRIGHT STATE         | 29   | 4   | 6   | 4   | 1   | 0  | 1    | 10  | 5   | 0   | 0  | 0  | 1   | 1   | 0  | 0   | 7   | 27   | 10  | 2  | 8   | .274 |
| Mar 07  | WRIGHT STATE         | 32   | 5   | 9   | 5   | 3   | 0  | 2    | 18  | 4   | 0   | 1  | 0  | 1   | 0   | 0  | 1   | 5   | 27   | 15  | 0  | 9   | .274 |
| Mar 08  | WRIGHT STATE         | 33   | 0   | 6   | 0   | 1   | 0  | 0    | 7   | 0   | 0   | 0  | 0  | 0   | 0   | 0  | 0   | 6   | 27   | 9   | 0  | 6   | .268 |
| Mar 10  | TENNESSEE TECH       | 33   | 20  | 17  | 20  | 4   | 0  | 5    | 36  | 7   | 0   | 0  | 0  | 3   | 0   | 0  | 1   | 3   | 21   | 7   | 0  | 5   | .283 |
| *Mar 13 | at Georgia           | 36   | 7   | 10  | 7   | 2   | 0  | 3    | 21  | 2   | 0   | 0  | 1  | 0   | 0   | 0  | 0   | 14  | 27   | 10  | 0  | 5   | .283 |
| *Mar 14 | at Georgia           | 34   | 2   | 7   | 2   | 2   | 0  | 1    | 12  | 1   | 0   | 0  | 0  | 1   | 0   | 0  | 0   | 11  | 24   | 14  | 0  | 7   | .279 |
| *Mar 15 | at Georgia           | 36   | 7   | 10  | 7   | 3   | 0  | 2    | 19  | 6   | 0   | 0  | 0  | 2   | 0   | 0  | 1   | 9   | 24   | 2   | 1  | 10  | .278 |
| Mar 17  | EASTERN KENTUC       | 30   | 10  | 10  | 10  | 1   | 1  | 1    | 16  | 5   | 0   | 3  | 1  | 1   | 0   | 1  | 3   | 4   | 27   | 8   | 1  | 3   | .281 |
| *Mar 20 | MISSOURI             | 36   | 4   | 9   | 4   | 2   | 0  | 2    | 17  | 6   | 0   | 1  | 0  | 0   | 0   | 0  | 0   | 8   | 27   | 6   | 0  | 11  | .279 |
| *Mar 21 | MISSOURI             | 29   | 4   | 7   | 3   | 3   | 0  | 0    | 10  | 5   | 0   | 0  | 1  | 1   | 0   | 1  | 0   | 8   | 27   | 9   | 0  | 8   | .278 |
| *Mar 22 | MISSOURI             | 29   | 7   | 8   | 6   | 2   | 0  | 2    | 16  | 2   | 0   | 3  | 1  | 1   | 0   | 1  | 1   | 11  | 27   | 4   | 0  | 2   | .278 |
| Mar 24  | USC UPSTATE          | 33   | 4   | 7   | 4   | 0   | 0  | 1    | 10  | 4   | 0   | 1  | 0  | 0   | 0   | 0  | 1   | 5   | 27   | 6   | 0  | 7   | .275 |
| *Mar 27 | at Vanderbilt        | 31   | 2   | 5   | 1   | 1   | 0  | 0    | 6   | 3   | 0   | 2  | 2  | 2   | 1   | 0  | 1   | 11  | 29   | 8   | 0  | 5   | .271 |
| *Mar 28 | at Vanderbilt        | 55   | 5   | 9   | 5   | 0   | 0  | 1    | 12  | 6   | 2   | 0  | 0  | 3   | 1   | 0  | 2   | 18  | 46   | 10  | 2  | 12  | .264 |
| *Mar 29 | at Vanderbilt        | 42   | 15  | 16  | 14  | 2   | 0  | 1    | 21  | 8   | 0   | 0  | 0  | 3   | 0   | 1  | 0   | 9   | 25   | 12  | 1  | 12  | .270 |
| Mar 31  | AUSTIN PEAY          | 36   | 13  | 14  | 12  | 4   | 1  | 3    | 29  | 5   | 0   | 4  | 0  | 1   | 0   | 0  | 2   | 5   | 27   | 12  | 0  | 5   | .274 |
| *Apr 03 | LSU                  | 35   | 5   | 9   | 5   | 0   | 0  | 3    | 18  | 6   | 0   | 0  | 0  | 0   | 0   | 0  | 1   | 14  | 27   | 4   | 0  | 9   | .273 |
| *Apr 04 | LSU                  | 29   | 4   | 3   | 3   | 1   | 0  | 1    | 7   | 5   | 1   | 0  | 0  | 1   | 0   | 0  | 0   | 10  | 27   | 9   | 0  | 7   | .269 |
| *Apr 05 | LSU                  | 40   | 6   | 5   | 6   | 1   | 0  | 1    | 9   | 3   | 2   | 0  | 0  | 2   | 1   | 2  | 1   | 7   | 36   | 9   | 2  | 6   | .263 |
| Apr 07  | NORTHERN KENT        | 37   | 12  | 11  | 10  | 2   | 0  | 4    | 25  | 5   | 1   | 0  | 0  | 0   | 0   | 0  | 0   | 5   | 27   | 7   | 1  | 6   | .264 |
| *Apr 10 | at Mississippi State | 36   | 6   | 11  | 6   | 2   | 1  | 2    | 21  | 4   | 0   | 0  | 1  | 1   | 0   | 0  | 0   | 12  | 27   | 3   | 0  | 8   | .266 |
| *Apr 11 | at Mississippi State | 38   | 6   | 13  | 6   | 5   | 0  | 1    | 21  | 0   | 0   | 1  | 0  | 0   | 1   | 1  | 1   | 8   | 27   | 6   | 1  | 7   | .268 |
| *Apr 12 | at Mississippi State | 34   | 7   | 9   | 6   | 3   | 0  | 0    | 12  | 1   | 0   | 0  | 0  | 1   | 0   | 0  | 2   | 9   | 27   | 12  | 0  | 2   | .268 |
| Apr 14  | UNC ASHEVILLE        | 32   | 11  | 9   | 11  | 4   | 0  | 1    | 16  | 9   | 0   | 0  | 0  | 0   | 0   | 0  | 0   | 4   | 24   | 14  | 1  | 7   | .268 |
| *Apr 17 | OLE MISS             | 33   | 4   | 7   | 4   | 0   | 0  | 2    | 13  | 1   | 0   | 0  | 0  | 3   | 0   | 0  | 2   | 9   | 27   | 9   | 1  | 6   | .267 |
| *Apr 18 | OLE MISS             | 29   | 1   | 2   | 1   | 0   | 0  | 1    | 5   | 4   | 0   | 1  | 0  | 1   | 0   | 0  | 0   | 10  | 27   | 1   | 0  | 6   | .263 |
| *Apr 19 | OLE MISS             | 38   | 13  | 14  | 13  | 3   | 0  | 6    | 35  | 4   | 0   | 0  | 0  | 0   | 0   | 0  | 0   | 12  | 27   | 1   | 0  | 5   | .266 |
| Apr 21  | LIPSCOMB             | 26   | 14  | 13  | 14  | 3   | 0  | 4    | 28  | 7   | 0   | 0  | 1  | 3   | 0   | 2  | 0   | 2   | 21   | 17  | 0  | 6   | .270 |
| *Apr 23 | ALABAMA              | 39   | 8   | 11  | 8   | 2   | 0  | 3    | 22  | 4   | 0   | 0  | 0  | 1   | 0   | 0  | 0   | 10  | 27   | 13  | 0  | 9   | .270 |
| *Apr 24 | ALABAMA              | 32   | 10  | 9   | 8   | 2   | 0  | 1    | 14  | 8   | 2   | 1  | 0  | 2   | 0   | 0  | 0   | 4   | 24   | 9   | 1  | 9   | .271 |
| *Apr 24 | ALABAMA              | 36   | 11  | 14  | 9   | 2   | 0  | 3    | 25  | 4   | 0   | 0  | 0  | 0   | 2   | 0  | 1   | 4   | 27   | 10  | 0  | 7   | .273 |
| Apr 28  | WEST GEORGIA         | 31   | 13  | 14  | 12  | 1   | 0  | 5    | 30  | 5   | 0   | 2  | 0  | 0   | 0   | 1  | 0   | 2   | 21   | 4   | 0  | 6   | .277 |
| *May 01 | at Kentucky          | 32   | 2   | 7   | 2   | 0   | 0  | 1    | 10  | 2   | 0   | 0  | 0  | 0   | 1   | 0  | 1   | 6   | 24   | 9   | 2  | 6   | .276 |
| *May 02 | at Kentucky          | 28   | 2   | 4   | 2   | 2   | 0  | 1    | 9   | 0   | 0   | 1  | 0  | 0   | 0   | 0  | 0   | 11  | 21   | 9   | 0  | 2   | .273 |
| *May 03 | at Kentucky          | 37   | 10  | 13  | 9   | 4   | 0  | 3    | 26  | 2   | 1   | 1  | 0  | 3   | 2   | 1  | 0   | 7   | 27   | 6   | 0  | 8   | .275 |
| May 05  | PRESBYTERIAN         | 34   | 8   | 10  | 8   | 1   | 0  | 4    | 23  | 3   | 0   | 1  | 0  | 2   | 0   | 1  | 0   | 5   | 27   | 12  | 0  | 8   | .276 |
| *May 08 | TEXAS                | 31   | 5   | 8   | 3   | 2   | 0  | 0    | 10  | 2   | 0   | 0  | 1  | 0   | 1   | 0  | 0   | 6   | 27   | 1   | 0  | 5   | .275 |
| *May 09 | TEXAS                | 39   | 14  | 16  | 12  | 2   | 0  | 6    | 36  | 3   | 0   | 1  | 0  | 0   | 1   | 1  | 0   | 5   | 27   | 7   | 0  | 6   | .278 |
| *May 10 | TEXAS                | 34   | 6   | 7   | 6   | 3   | 0  | 2    | 16  | 4   | 0   | 0  | 0  | 1   | 0   | 0  | 0   | 13  | 27   | 11  | 0  | 6   | .277 |
| May 12  | BELMONT              | 34   | 11  | 12  | 11  | 1   | 0  | 6    | 31  | 4   | 0   | 0  | 1  | 0   | 0   | 0  | 1   | 5   | 24   | 10  | 0  | 4   | .278 |
| *May 14 | at Oklahoma          | 34   | 9   | 7   | 9   | 2   | 0  | 2    | 15  | 9   | 0   | 1  | 0  | 2   | 0   | 1  | 0   | 14  | 27   | 9   | 2  | 10  | .277 |
| *May 15 | at Oklahoma          | 35   | 9   | 10  | 8   | 4   | 1  | 0    | 16  | 3   | 0   | 2  | 1  | 2   | 0   | 2  | 1   | 8   | 27   | 10  | 1  | 6   | .277 |
| *May 16 | at Oklahoma          | 36   | 9   | 10  | 9   | 2   | 1  | 2    | 20  | 1   | 0   | 0  | 0  | 2   | 0   | 2  | 0   | 9   | 24   | 10  | 3  | 5   | .277 |
| Totals  |                      | 1890 | 411 | 524 | 385 | 118 |    | 7109 | 983 | 234 | 9   | 36 | 13 | 64  | 13  | 24 | 30  | 432 | 1486 | 468 | 31 | 391 | .277 |

2026 Tennessee Baseball  
Team Game-by-Game for Tennessee (as of May 17, 2026)  
Pitching (All games)

| Date    | Opponent             | ip    | h   | r   | er  | bb  | so  | 2b | 3b | hr | wp | bk | hbp | dp | ibb | score   | w-l   | sv | era  |
|---------|----------------------|-------|-----|-----|-----|-----|-----|----|----|----|----|----|-----|----|-----|---------|-------|----|------|
| Feb 13  | NICHOLLS             | 8.0   | 2   | 0   | 0   | 1   | 9   | 0  | 0  | 0  | 1  | 0  | 0   | 0  | 0   | 10-0    | 1-0   | 0  | 0.00 |
| Feb 14  | NICHOLLS             | 9.0   | 4   | 1   | 1   | 1   | 15  | 0  | 0  | 1  | 0  | 0  | 0   | 0  | 0   | 5-1     | 2-0   | 0  | 0.53 |
| Feb 14  | NICHOLLS             | 7.0   | 8   | 2   | 2   | 3   | 13  | 0  | 0  | 0  | 0  | 0  | 0   | 0  | 0   | 12-2    | 3-0   | 0  | 1.12 |
| Feb 17  | UNC ASHEVILLE        | 9.0   | 5   | 3   | 3   | 3   | 11  | 2  | 0  | 0  | 0  | 0  | 0   | 1  | 0   | 10-3    | 4-0   | 0  | 1.64 |
| Feb 20  | KENT STATE           | 9.0   | 4   | 3   | 3   | 3   | 10  | 0  | 0  | 0  | 1  | 0  | 6   | 0  | 0   | 4-3     | 5-0   | 0  | 1.93 |
| Feb 21  | KENT STATE           | 9.0   | 6   | 2   | 1   | 3   | 16  | 1  | 0  | 0  | 0  | 0  | 0   | 0  | 0   | 1-2     | 5-1   | 0  | 1.76 |
| Feb 22  | KENT STATE           | 9.0   | 7   | 9   | 8   | 7   | 15  | 3  | 0  | 0  | 1  | 0  | 4   | 0  | 0   | 5-9     | 5-2   | 0  | 2.70 |
| Feb 24  | BELLARMINE           | 9.0   | 9   | 3   | 3   | 4   | 4   | 0  | 0  | 0  | 1  | 0  | 0   | 1  | 0   | 8-3     | 6-2   | 0  | 2.74 |
| Feb 27  | vs UCLA              | 9.0   | 11  | 12  | 9   | 4   | 10  | 2  | 0  | 5  | 0  | 0  | 4   | 2  | 0   | 5-12    | 6-3   | 0  | 3.46 |
| Feb 28  | vs Arizona State     | 9.0   | 9   | 3   | 2   | 3   | 9   | 3  | 0  | 0  | 0  | 0  | 1   | 2  | 0   | 5-3     | 7-3   | 1  | 3.31 |
| Mar 01  | vs Virginia Tech     | 9.0   | 3   | 1   | 1   | 2   | 11  | 0  | 0  | 1  | 0  | 1  | 3   | 1  | 0   | 3-1     | 8-3   | 2  | 3.09 |
| Mar 03  | ETSU                 | 9.0   | 6   | 1   | 1   | 3   | 15  | 0  | 0  | 0  | 0  | 0  | 1   | 0  | 0   | 7-1     | 9-3   | 2  | 2.91 |
| Mar 04  | OAKLAND              | 9.0   | 4   | 2   | 2   | 0   | 15  | 0  | 0  | 2  | 0  | 0  | 1   | 0  | 0   | 11-2    | 10-3  | 2  | 2.84 |
| Mar 06  | WRIGHT STATE         | 9.0   | 10  | 3   | 3   | 1   | 14  | 2  | 0  | 1  | 2  | 0  | 0   | 0  | 0   | 4-3     | 11-3  | 2  | 2.85 |
| Mar 07  | WRIGHT STATE         | 9.0   | 8   | 4   | 4   | 4   | 10  | 2  | 0  | 0  | 0  | 0  | 0   | 2  | 0   | 5-4     | 12-3  | 3  | 2.93 |
| Mar 08  | WRIGHT STATE         | 9.0   | 5   | 6   | 6   | 3   | 10  | 2  | 0  | 2  | 0  | 0  | 2   | 0  | 0   | 0-6     | 12-4  | 3  | 3.13 |
| Mar 10  | TENNESSEE TECH       | 7.0   | 5   | 2   | 2   | 5   | 10  | 0  | 0  | 1  | 0  | 0  | 1   | 0  | 0   | 20-2    | 13-4  | 3  | 3.10 |
| *Mar 13 | at Georgia           | 9.0   | 9   | 4   | 4   | 3   | 10  | 1  | 0  | 1  | 0  | 0  | 0   | 1  | 0   | 7-4     | 14-4  | 3  | 3.15 |
| *Mar 14 | at Georgia           | 8.0   | 11  | 4   | 4   | 4   | 6   | 0  | 0  | 2  | 0  | 0  | 0   | 3  | 0   | 2-4     | 14-5  | 3  | 3.22 |
| *Mar 15 | at Georgia           | 8.0   | 7   | 8   | 8   | 5   | 12  | 0  | 0  | 2  | 0  | 0  | 1   | 0  | 0   | 7-8     | 14-6  | 3  | 3.49 |
| Mar 17  | EASTERN KENTUC       | 9.0   | 7   | 3   | 2   | 2   | 11  | 3  | 0  | 0  | 0  | 1  | 5   | 0  | 0   | 10-3    | 15-6  | 3  | 3.41 |
| *Mar 20 | MISSOURI             | 9.0   | 12  | 8   | 8   | 3   | 11  | 2  | 0  | 2  | 0  | 0  | 1   | 0  | 0   | 4-8     | 15-7  | 3  | 3.63 |
| *Mar 21 | MISSOURI             | 9.0   | 8   | 2   | 2   | 4   | 12  | 1  | 0  | 0  | 1  | 1  | 1   | 1  | 0   | 4-2     | 16-7  | 4  | 3.56 |
| *Mar 22 | MISSOURI             | 9.0   | 4   | 1   | 1   | 2   | 7   | 1  | 0  | 1  | 1  | 0  | 1   | 0  | 0   | 7-1     | 17-7  | 4  | 3.44 |
| Mar 24  | USC UPSTATE          | 9.0   | 6   | 2   | 2   | 5   | 10  | 3  | 0  | 0  | 0  | 0  | 0   | 0  | 0   | 4-2     | 18-7  | 4  | 3.39 |
| *Mar 27 | at Vanderbilt        | 9.2   | 10  | 3   | 3   | 3   | 14  | 1  | 0  | 1  | 0  | 0  | 1   | 0  | 0   | 2-3     | 18-8  | 4  | 3.36 |
| *Mar 28 | at Vanderbilt        | 15.1  | 14  | 6   | 5   | 3   | 16  | 2  | 0  | 2  | 0  | 0  | 1   | 0  | 1   | 5-6     | 18-9  | 4  | 3.33 |
| *Mar 29 | at Vanderbilt        | 8.1   | 13  | 16  | 13  | 4   | 5   | 1  | 0  | 3  | 0  | 0  | 2   | 0  | 0   | 15-16   | 18-10 | 4  | 3.69 |
| Mar 31  | AUSTIN PEAY          | 9.0   | 7   | 4   | 4   | 2   | 7   | 0  | 0  | 1  | 0  | 0  | 1   | 0  | 0   | 13-4    | 19-10 | 4  | 3.70 |
| *Apr 03 | LSU                  | 9.0   | 6   | 7   | 7   | 4   | 13  | 0  | 0  | 4  | 0  | 0  | 0   | 0  | 0   | 5-7     | 19-11 | 4  | 3.81 |
| *Apr 04 | LSU                  | 9.0   | 5   | 1   | 1   | 2   | 7   | 0  | 0  | 0  | 0  | 0  | 0   | 0  | 0   | 4-1     | 20-11 | 4  | 3.72 |
| *Apr 05 | LSU                  | 12.0  | 19  | 16  | 16  | 3   | 10  | 2  | 1  | 7  | 0  | 0  | 3   | 0  | 1   | 6-16    | 20-12 | 4  | 4.06 |
| Apr 07  | NORTHERN KENT        | 9.0   | 6   | 6   | 6   | 3   | 11  | 1  | 0  | 2  | 0  | 0  | 0   | 0  | 0   | 12-6    | 21-12 | 4  | 4.12 |
| *Apr 10 | at Mississippi State | 9.0   | 9   | 5   | 5   | 1   | 14  | 1  | 0  | 3  | 1  | 0  | 0   | 0  | 0   | 6-5     | 22-12 | 4  | 4.14 |
| *Apr 11 | at Mississippi State | 9.0   | 8   | 2   | 2   | 1   | 10  | 2  | 0  | 1  | 0  | 0  | 0   | 1  | 0   | 6-2     | 23-12 | 5  | 4.08 |
| *Apr 12 | at Mississippi State | 9.0   | 6   | 2   | 2   | 0   | 8   | 3  | 0  | 0  | 0  | 0  | 1   | 0  | 0   | 7-2     | 24-12 | 6  | 4.03 |
| Apr 14  | UNC ASHEVILLE        | 8.0   | 5   | 1   | 0   | 4   | 4   | 0  | 0  | 0  | 1  | 0  | 1   | 0  | 0   | 11-1    | 25-12 | 6  | 3.93 |
| *Apr 17 | OLE MISS             | 9.0   | 8   | 7   | 6   | 2   | 10  | 1  | 0  | 3  | 0  | 0  | 2   | 1  | 0   | 4-7     | 25-13 | 6  | 3.98 |
| *Apr 18 | OLE MISS             | 9.0   | 13  | 8   | 8   | 3   | 13  | 3  | 0  | 2  | 1  | 0  | 1   | 0  | 0   | 1-8     | 25-14 | 6  | 4.09 |
| *Apr 19 | OLE MISS             | 9.0   | 10  | 5   | 5   | 2   | 13  | 1  | 0  | 1  | 0  | 0  | 0   | 0  | 0   | 13-5    | 26-14 | 6  | 4.11 |
| Apr 21  | LIPSCOMB             | 7.0   | 8   | 4   | 4   | 1   | 4   | 1  | 1  | 0  | 0  | 0  | 0   | 1  | 0   | 14-4    | 27-14 | 6  | 4.13 |
| *Apr 23 | ALABAMA              | 9.0   | 10  | 12  | 12  | 10  | 5   | 4  | 0  | 1  | 0  | 2  | 6   | 1  | 0   | 8-12    | 27-15 | 6  | 4.32 |
| *Apr 24 | ALABAMA              | 8.0   | 3   | 0   | 0   | 1   | 9   | 0  | 0  | 0  | 0  | 0  | 0   | 0  | 0   | 10-0    | 28-15 | 6  | 4.23 |
| *Apr 24 | ALABAMA              | 9.0   | 7   | 4   | 4   | 2   | 10  | 2  | 0  | 2  | 0  | 0  | 0   | 2  | 1   | 11-4    | 29-15 | 6  | 4.22 |
| Apr 28  | WEST GEORGIA         | 7.0   | 4   | 0   | 0   | 0   | 9   | 2  | 0  | 0  | 0  | 0  | 0   | 0  | 0   | 13-0    | 30-15 | 6  | 4.15 |
| *May 01 | at Kentucky          | 8.0   | 13  | 9   | 6   | 3   | 9   | 4  | 0  | 2  | 2  | 1  | 1   | 0  | 0   | 2-9     | 30-16 | 6  | 4.20 |
| *May 02 | at Kentucky          | 7.0   | 12  | 12  | 12  | 2   | 5   | 3  | 0  | 4  | 1  | 0  | 4   | 0  | 0   | 2-12    | 30-17 | 6  | 4.39 |
| *May 03 | at Kentucky          | 9.0   | 15  | 9   | 9   | 3   | 11  | 4  | 0  | 2  | 1  | 0  | 1   | 0  | 0   | 10-9    | 31-17 | 7  | 4.49 |
| May 05  | PRESBYTERIAN         | 9.0   | 3   | 1   | 1   | 3   | 11  | 1  | 0  | 1  | 0  | 0  | 0   | 0  | 0   | 8-1     | 32-17 | 7  | 4.41 |
| *May 08 | TEXAS                | 9.0   | 7   | 1   | 1   | 1   | 19  | 1  | 0  | 1  | 0  | 0  | 0   | 0  | 0   | 5-1     | 33-17 | 7  | 4.34 |
| *May 09 | TEXAS                | 9.0   | 10  | 9   | 9   | 5   | 11  | 1  | 0  | 2  | 2  | 1  | 0   | 0  | 0   | 14-9    | 34-17 | 7  | 4.44 |
| *May 10 | TEXAS                | 9.0   | 10  | 13  | 13  | 10  | 7   | 2  | 0  | 4  | 1  | 0  | 0   | 0  | 1   | 6-13    | 34-18 | 7  | 4.60 |
| May 12  | BELMONT              | 8.0   | 5   | 1   | 1   | 0   | 5   | 1  | 0  | 0  | 0  | 0  | 1   | 0  | 1   | 11-1    | 35-18 | 7  | 4.54 |
| *May 14 | at Oklahoma          | 9.0   | 17  | 7   | 6   | 3   | 10  | 2  | 0  | 3  | 0  | 1  | 0   | 0  | 0   | 9-7     | 36-18 | 8  | 4.57 |
| *May 15 | at Oklahoma          | 9.0   | 8   | 4   | 4   | 4   | 7   | 1  | 1  | 1  | 1  | 0  | 1   | 1  | 0   | 9-4     | 37-18 | 9  | 4.56 |
| *May 16 | at Oklahoma          | 8.0   | 11  | 12  | 7   | 8   | 6   | 1  | 2  | 4  | 3  | 0  | 1   | 1  | 0   | 9-12    | 37-19 | 9  | 4.62 |
| Totals  |                      | 495.1 | 452 | 276 | 254 | 171 | 569 | 76 | 5  | 78 | 22 | 8  | 59  | 23 | 4   | 411-276 | 37-19 | 9  | 4.62 |



**2026 Tennessee Baseball**  
**Games Summary for Tennessee (as of May 16, 2026)**  
**(All games)**



|                         |          |          |          |          |          |          |          |          |          |           |              |
|-------------------------|----------|----------|----------|----------|----------|----------|----------|----------|----------|-----------|--------------|
| <b>Score by innings</b> | <b>1</b> | <b>2</b> | <b>3</b> | <b>4</b> | <b>5</b> | <b>6</b> | <b>7</b> | <b>8</b> | <b>9</b> | <b>EX</b> | <b>Total</b> |
| Tennessee               | 58       | 45       | 60       | 42       | 32       | 63       | 46       | 44       | 20       | 1         | 411          |
| Opponents               | 31       | 16       | 35       | 25       | 34       | 20       | 47       | 23       | 32       | 13        | 276          |

**Record when ...**

|                      |       |                      |      |
|----------------------|-------|----------------------|------|
| Overall              | 37-19 | After 6 leading      | 33-4 |
| Conference           | 15-15 | ..... trailing       | 2-13 |
| Non-Conference       | 22-4  | ..... tied           | 2-2  |
| Home games           | 28-10 | After 7 leading      | 30-3 |
| Away games           | 7-8   | ..... trailing       | 0-15 |
| Neutral site         | 2-1   | ..... tied           | 3-1  |
| Day games            | 18-13 | After 8 leading      | 28-2 |
| Night games          | 19-6  | ..... trailing       | 0-14 |
| vs Left starter      | 14-6  | ..... tied           | 1-2  |
| vs Right starter     | 23-13 |                      |      |
| 1-Run games          | 5-5   | Hit 0 home runs      | 6-3  |
| 2-Run games          | 5-2   | ... 1 home run       | 8-9  |
| 5+Run games          | 22-7  | ... 2+ home runs     | 23-7 |
| Extra innings        | 0-3   |                      |      |
| Shutouts             | 3-1   | Opponent 0 home runs | 18-2 |
|                      |       | ..... 1 home run     | 12-2 |
|                      |       | ..... 2+ HRs         | 7-15 |
| Scoring 0-2 runs     | 0-7   |                      |      |
| ..... 3-5 runs       | 10-6  |                      |      |
| ..... 6-9 runs       | 10-5  | Made 0 errors        | 28-9 |
| ..... 10+ runs       | 17-1  | ... 1 error          | 7-3  |
|                      |       | ... 2+ errors        | 2-7  |
| Opponent 0-2 runs    | 19-1  |                      |      |
| ..... 3-5 runs       | 14-2  | Opp. made 0 errors   | 15-9 |
| ..... 6-9 runs       | 4-9   | ..... 1 error        | 12-6 |
| ..... 10+ runs       | 0-7   | ..... 2+ errors      | 10-4 |
| Scored in 1st inning | 16-6  | Out-hit opponent     | 31-5 |
| Opp. scored in 1st   | 9-5   | Out-hit by opponent  | 5-13 |
| Scores first         | 24-5  | Hits are tied        | 1-1  |
| Opp. scores first    | 13-14 |                      |      |

**Record when team scores:**

|      |     |     |     |     |     |     |     |     |     |     |      |
|------|-----|-----|-----|-----|-----|-----|-----|-----|-----|-----|------|
| Runs | 0   | 1   | 2   | 3   | 4   | 5   | 6   | 7   | 8   | 9   | 10+  |
| W-L  | 0-1 | 0-2 | 0-4 | 1-0 | 5-2 | 4-4 | 2-2 | 4-1 | 2-1 | 2-1 | 17-1 |

**Record when opponent scores:**

|      |     |     |     |     |     |     |     |     |     |     |     |
|------|-----|-----|-----|-----|-----|-----|-----|-----|-----|-----|-----|
| Runs | 0   | 1   | 2   | 3   | 4   | 5   | 6   | 7   | 8   | 9   | 10+ |
| W-L  | 3-0 | 9-0 | 7-1 | 6-1 | 6-1 | 2-0 | 1-2 | 1-2 | 0-3 | 2-2 | 0-7 |

**Record when leading after:**

|      |      |      |      |      |      |      |      |      |
|------|------|------|------|------|------|------|------|------|
| Inn. | 1    | 2    | 3    | 4    | 5    | 6    | 7    | 8    |
| W-L  | 15-4 | 22-3 | 29-4 | 31-4 | 30-4 | 33-4 | 30-3 | 28-2 |

**Record when trailing after:**

|      |     |     |      |      |      |      |      |      |
|------|-----|-----|------|------|------|------|------|------|
| Inn. | 1   | 2   | 3    | 4    | 5    | 6    | 7    | 8    |
| W-L  | 8-3 | 7-3 | 3-11 | 4-13 | 5-13 | 2-13 | 0-15 | 0-14 |

**Record when tied after:**

|      |       |      |     |     |     |     |     |     |
|------|-------|------|-----|-----|-----|-----|-----|-----|
| Inn. | 1     | 2    | 3   | 4   | 5   | 6   | 7   | 8   |
| W-L  | 14-12 | 8-13 | 5-4 | 2-2 | 2-2 | 2-2 | 3-1 | 1-2 |

Current losing streak: 1  
 Longest winning streak: 6  
 Longest losing streak: 3

Home attendance : 240751 ( 38 dates avg = 6335 )  
 Away attendance : 111231 ( 18 dates avg = 6179 )  
 Total attendance: 351982 ( 56 dates avg = 6285 )



2026 Tennessee Baseball  
Season Game Highs for Tennessee (as of May 17, 2026)  
(All games)



TEAM GAME HIGHS

Batting

|                  |    |   |                                     |
|------------------|----|---|-------------------------------------|
| At bats:         | 55 | - | at Vanderbilt (Mar 28, 2026)        |
| Runs scored:     | 20 | - | vs Tennessee Tech (Mar 10, 2026)    |
| Hits:            | 17 | - | vs Tennessee Tech (Mar 10, 2026)    |
| RBIs:            | 20 | - | vs Tennessee Tech (Mar 10, 2026)    |
| Doubles:         | 5  | - | vs Nicholls (Feb 13, 2026)          |
|                  | 5  | - | vs UNC Asheville (Feb 17, 2026)     |
|                  | 5  | - | at Mississippi State (Apr 11, 2026) |
| Triples:         | 1  | - | (7 times )                          |
| Home runs:       | 6  | - | vs Ole Miss (Apr 19, 2026)          |
|                  | 6  | - | vs Texas (May 09, 2026)             |
|                  | 6  | - | vs Belmont (May 12, 2026)           |
| Total bases:     | 36 | - | vs Tennessee Tech (Mar 10, 2026)    |
|                  | 36 | - | vs Texas (May 09, 2026)             |
| Walks:           | 10 | - | vs Nicholls (Feb 14, 2026)          |
| Strikeouts:      | 18 | - | at Vanderbilt (Mar 28, 2026)        |
| Sac hits:        | 2  | - | vs Alabama (Apr 24, 2026)           |
|                  | 2  | - | at Kentucky (May 03, 2026)          |
| Sac flies:       | 2  | - | (5 times )                          |
| Stolen bases:    | 4  | - | vs Bellarmine (Feb 24, 2026)        |
|                  | 4  | - | vs Austin Peay (Mar 31, 2026)       |
| Hit by pitch:    | 4  | - | vs Kent State (Feb 21, 2026)        |
| Caught stealing: | 2  | - | at Vanderbilt (Mar 27, 2026)        |
| Runners LOB:     | 12 | - | at Vanderbilt (Mar 28, 2026)        |
|                  | 12 | - | at Vanderbilt (Mar 29, 2026)        |
| Hit into DP:     | 3  | - | vs Eastern Kentucky (Mar 17, 2026)  |

Fielding

|               |    |   |  |
|---------------|----|---|--|
| Putouts:      | 46 | - | at Vanderbilt (Mar 28, 2026)               |
| Assists:      | 17 | - | vs Lipscomb (Apr 21, 2026)                 |
| Errors:       | 3  | - | vs Kent State (Feb 21, 2026)               |
|               | 3  | - | vs UCLA (Feb 27, 2026 at Arlington, Texas) |
|               | 3  | - | at Oklahoma (May 16, 2026)                 |
| Passed balls: | 1  | - | (5 times )                                 |
| DPs turned:   | 3  | - | at Georgia (Mar 14, 2026)                  |

Pitching

|                  |      |   |                              |
|------------------|------|---|------------------------------|
| Innings pitched: | 15.1 | - | at Vanderbilt (Mar 28, 2026) |
| Runs allowed:    | 16   | - | at Vanderbilt (Mar 29, 2026) |
|                  | 16   | - | vs LSU (Apr 05, 2026)        |
| Earned runs:     | 16   | - | vs LSU (Apr 05, 2026)        |
| Walks allowed:   | 10   | - | vs Alabama (Apr 23, 2026)    |
|                  | 10   | - | vs Texas (May 10, 2026)      |
| Strikeouts:      | 19   | - | vs Texas (May 08, 2026)      |
| Hits allowed:    | 19   | - | vs LSU (Apr 05, 2026)        |
| Doubles allowed: | 4    | - | vs Alabama (Apr 23, 2026)    |
|                  | 4    | - | at Kentucky (May 01, 2026)   |
|                  | 4    | - | at Kentucky (May 03, 2026)   |
| Triples allowed: | 2    | - | at Oklahoma (May 16, 2026)   |

Homers allowed: 7 - vs LSU (Apr 05, 2026)  
Wild pitches: 3 - at Oklahoma (May 16, 2026)  
Hit batters: 6 - vs Kent State (Feb 20, 2026)  
6 - vs Alabama (Apr 23, 2026)



2026 Tennessee Baseball  
Season Game Highs for Tennessee (as of May 17, 2026)  
(All games)



INDIVIDUAL GAME HIGHS

Batting

|                  |    |   |  |
|------------------|----|---|--|
| At bats:         | 7  | - | Blake Grimmer at Vanderbilt (Mar 28, 2026)   |
|                  | 7  | - | Manny Marin at Vanderbilt (Mar 28, 2026)     |
| Runs scored:     | 4  | - | Blaine Brown at Vanderbilt (Mar 29, 2026)    |
| Hits:            | 5  | - | Garrett Wright vs Lipscomb (Apr 21, 2026)    |
| RBI:             | 6  | - | Manny Marin vs UNC Asheville (Apr 14, 2026)  |
|                  | 6  | - | Blake Grimmer vs Ole Miss (Apr 19, 2026)     |
|                  | 6  | - | Reese Chapman vs Texas (May 10, 2026)        |
| Doubles:         | 2  | - | (8 times )                                   |
| Triples:         | 1  | - | (7 times )                                   |
| Home runs:       | 3  | - | Blake Grimmer vs Ole Miss (Apr 19, 2026)     |
| Total bases:     | 13 | - | Blake Grimmer vs Ole Miss (Apr 19, 2026)     |
| Walks:           | 3  | - | Stone Lawless vs Nicholls (Feb 14, 2026)     |
|                  | 3  | - | Henry Ford vs UNC Asheville (Apr 14, 2026)   |
| Strikeouts:      | 5  | - | Blake Grimmer at Vanderbilt (Mar 28, 2026)   |
| Sac hits:        | 2  | - | Trent Grindlinger at Kentucky (May 03, 2026) |
| Sac flies:       | 1  | - | (24 times )                                  |
| Stolen bases:    | 3  | - | Jay Abernathy vs Bellarmine (Feb 24, 2026)   |
| Hit by pitch:    | 2  | - | (4 times )                                   |
| Caught stealing: | 1  | - | (13 times )                                  |
| Runners LOB:     | 6  | - | Ariel Antigua vs Nicholls (Feb 14, 2026)     |

Fielding

|               |    |   |   |
|---------------|----|---|---|
| Putouts:      | 18 | - | Stone Lawless vs Texas (May 08, 2026)                 |
| Assists:      | 7  | - | Blake Grimmer vs Lipscomb (Apr 21, 2026)              |
| Errors:       | 2  | - | Henry Ford vs UCLA (Feb 27, 2026 at Arlington, Texas) |
| Passed balls: | 1  | - | (5 times )  |

Pitching

|                  |     |   |   |
|------------------|-----|---|---|
| Innings pitched: | 8.0 | - | Tegan Kuhns vs Alabama (Apr 24, 2026)                           |
| Runs allowed:    | 9   | - | Evan Blanco at Vanderbilt (Mar 29, 2026)                        |
| Earned runs:     | 6   | - | (5 times )  |
| Walks allowed:   | 4   | - | (6 times )  |
| Strikeouts:      | 15  | - | Tegan Kuhns vs Texas (May 08, 2026)                             |
| Hits allowed:    | 12  | - | Tegan Kuhns at Oklahoma (May 14, 2026)                          |
| Doubles allowed: | 3   | - | (5 times )  |
| Triples allowed: | 1   | - | (5 times )  |
| Homers allowed:  | 3   | - | Tegan Kuhns vs UCLA (Feb 27, 2026 at Arlington, Texas)          |
|                  | 3   | - | Landon Mack vs Ole Miss (Apr 17, 2026)                          |
|                  | 3   | - | Evan Blanco at Kentucky (May 02, 2026)                          |
| Wild pitches:    | 2   | - | Brandon Arvidson vs Wright State (Mar 06, 2026)                 |
|                  | 2   | - | Cam Appenzeller vs Texas (May 09, 2026)                         |
|                  | 2   | - | Ethan Baiotto at Oklahoma (May 16, 2026)                        |
| Hit batters:     | 3   | - | Tegan Kuhns vs Kent State (Feb 20, 2026)                        |
|                  | 3   | - | Evan Blanco vs Virginia Tech (Mar 01, 2026 at Arlington, Texas) |
|                  | 3   | - | Taylor Tracey vs Eastern Kentucky (Mar 17, 2026)                |



**2026 Tennessee Baseball  
Batting Leaders for Tennessee (as of May 17, 2026)  
(All games)**



Hitting minimums - 1 Games 1 AB 2.0 AB/Game 1 TPA  
Pitching minimums - 1 Games 5 IP 1 BF 1.0 IP/Game

|                         |      |                         |      |                                |       |
|-------------------------|------|-------------------------|------|--------------------------------|-------|
| <b>Batting avg</b>      |      | <b>Slugging pct</b>     |      | <b>On base pct</b>             |       |
| 1. 30 Trent Grindlinger | .357 | 1. 30 Trent Grindlinger | .619 | 1. 30 Trent Grindlinger        | .434  |
| 2. 5 Garrett Wright     | .331 | 2. 9 Henry Ford         | .591 | 2. 5 Garrett Wright            | .425  |
| 3. 13 Reese Chapman     | .316 | 3. 13 Reese Chapman     | .577 | 3. 13 Reese Chapman            | .422  |
| 4. 4 Manny Marin        | .300 | 4. 5 Garrett Wright     | .574 | 4. 14 Blake Grimmer            | .391  |
| 5. 9 Henry Ford         | .293 | 5. 14 Blake Grimmer     | .545 | 5. 8 Jay Abernathy             | .369  |
| <b>Runs scored</b>      |      | <b>Hits</b>             |      | <b>Runs batted in</b>          |       |
| 1. 13 Reese Chapman     | 51   | 1. 9 Henry Ford         | 66   | 1. 9 Henry Ford                | 53    |
| 2. 9 Henry Ford         | 47   | 2. 13 Reese Chapman     | 62   | 2. 13 Reese Chapman            | 44    |
| 3. 1 Blaine Brown       | 43   | 3. 5 Garrett Wright     | 56   | 3. 16 Levi Clark               | 43    |
| 4. 14 Blake Grimmer     | 42   | 4. 4 Manny Marin        | 54   | 4. 4 Manny Marin               | 42    |
| 5. 16 Levi Clark        | 41   | 5. 1 Blaine Brown       | 53   | 5. 1 Blaine Brown              | 40    |
| <b>Doubles</b>          |      | <b>Triples</b>          |      | <b>Home runs</b>               |       |
| 1. 13 Reese Chapman     | 19   | 1. 7 tied at.....       | 1    | 1. 9 Henry Ford                | 18    |
| 2. 5 Garrett Wright     | 15   |                         |      | 2. 16 Levi Clark               | 13    |
| 3. 9 Henry Ford         | 13   |                         |      | 1 Blaine Brown                 | 13    |
| 4. 16 Levi Clark        | 12   |                         |      | 4. 14 Blake Grimmer            | 12    |
| 5. 1 Blaine Brown       | 11   |                         |      | 5. 13 Reese Chapman            | 10    |
| <b>Total bases</b>      |      | <b>Walks</b>            |      | <b>Hit by pitch</b>            |       |
| 1. 9 Henry Ford         | 133  | 1. 13 Reese Chapman     | 31   | 1. 5 Garrett Wright            | 16    |
| 2. 13 Reese Chapman     | 113  | 2. 14 Blake Grimmer     | 27   | 2. 16 Levi Clark               | 9     |
| 3. 1 Blaine Brown       | 103  | 3. 16 Levi Clark        | 26   | 3. 27 Stone Lawless            | 7     |
| 4. 5 Garrett Wright     | 97   | 4. 9 Henry Ford         | 25   | 4. 13 Reese Chapman            | 5     |
| 5. 2 tied at.....       | 92   | 5. 8 Jay Abernathy      | 22   | 5. 2 tied at.....              | 4     |
| <b>Sac bunts</b>        |      | <b>Sac flies</b>        |      | <b>Stolen bases</b>            |       |
| 1. 30 Trent Grindlinger | 3    | 1. 4 Manny Marin        | 4    | 1. 13 Reese Chapman            | 7     |
| 8 Jay Abernathy         | 3    | 16 Levi Clark           | 4    | 8 Jay Abernathy                | 7     |
| 27 Stone Lawless        | 3    | 3. 2 Ariel Antigua      | 3    | 3. 1 Blaine Brown              | 5     |
| 4. 4 Manny Marin        | 2    | 4. 5 tied at.....       | 2    | 4 Manny Marin                  | 5     |
| 5. 2 tied at.....       | 1    |                         |      | 5. 9 Henry Ford                | 3     |
| <b>Caught stealing</b>  |      | <b>Steal attempts</b>   |      | <b>Stolen base pct</b>         |       |
| 1. 5 Garrett Wright     | 5    | 1. 8 Jay Abernathy      | 8    | 1. 1 Blaine Brown              | 1.000 |
| 2. 9 Henry Ford         | 2    | 2. 13 Reese Chapman     | 7    | 13 Reese Chapman               | 1.000 |
| 30 Trent Grindlinger    | 2    | 5 Garrett Wright        | 7    | 4 Manny Marin                  | 1.000 |
| 4. 4 tied at.....       | 1    | 4. 3 tied at.....       | 5    | 16 Levi Clark                  | 1.000 |
|                         |      |                         |      | 14 Blake Grimmer               | 1.000 |
| <b>Strikeouts</b>       |      | <b>Grounded into DP</b> |      | <b>Total plate appearances</b> |       |
| 1. 14 Blake Grimmer     | 52   | 1. 4 Manny Marin        | 5    | 1. 9 Henry Ford                | 252   |
| 2. 1 Blaine Brown       | 49   | 2. 9 Henry Ford         | 4    | 2. 1 Blaine Brown              | 241   |
| 3. 9 Henry Ford         | 45   | 3. 30 Trent Grindlinger | 3    | 3. 13 Reese Chapman            | 236   |
| 4. 13 Reese Chapman     | 41   | 14 Blake Grimmer        | 3    | 4. 16 Levi Clark               | 214   |
| 5. 16 Levi Clark        | 38   | 5. 6 tied at.....       | 2    | 5. 4 Manny Marin               | 201   |
| <b>At bats</b>          |      | <b>Games played</b>     |      | <b>Game starts</b>             |       |
| 1. 9 Henry Ford         | 225  | 1. 1 Blaine Brown       | 56   | 1. 1 Blaine Brown              | 56    |
| 2. 1 Blaine Brown       | 215  | 2. 13 Reese Chapman     | 55   | 2. 13 Reese Chapman            | 55    |
| 3. 13 Reese Chapman     | 196  | 3. 9 Henry Ford         | 54   | 3. 9 Henry Ford                | 54    |
| 4. 4 Manny Marin        | 180  | 4. 4 Manny Marin        | 51   | 4. 16 Levi Clark               | 50    |
| 5. 16 Levi Clark        | 175  | 16 Levi Clark           | 51   | 5. 4 Manny Marin               | 48    |
| <b>Games as sub</b>     |      |                         |      |                                |       |
| 1. 2 Ariel Antigua      | 23   |                         |      |                                |       |
| 2. 20 Tyler Myatt       | 16   |                         |      |                                |       |
| 3. 8 Jay Abernathy      | 14   |                         |      |                                |       |
| 4. 17 Nate Eisfelder    | 13   |                         |      |                                |       |
| 5. 15 Hunter High       | 12   |                         |      |                                |       |



**2026 Tennessee Baseball  
Pitching Leaders for Tennessee (as of May 17, 2026)  
(All games)**



Hitting minimums - 1 Games 1 AB 2.0 AB/Game 1 TPA  
Pitching minimums - 1 Games 5 IP 1 BF 1.0 IP/Game

|                               |      |                            |      |                               |      |
|-------------------------------|------|----------------------------|------|-------------------------------|------|
| <b>Earned run avg</b>         |      | <b>Opposing bat avg</b>    |      | <b>Won-loss pct</b>           |      |
| 1. 21 Tegan Kuhns             | 3.39 | 1. 11 Evan Blanco          | .221 | 1. 11 Evan Blanco             | .700 |
| 2. 11 Evan Blanco             | 4.56 | 2. 21 Tegan Kuhns          | .253 | 2. 21 Tegan Kuhns             | .556 |
| 3. 18 Landon Mack             | 4.67 | 3. 18 Landon Mack          | .279 | 3. 18 Landon Mack             | .500 |
| <b>Wins</b>                   |      | <b>Losses</b>              |      | <b>Saves</b>                  |      |
| 1. 11 Evan Blanco             | 7    | 1. 18 Landon Mack          | 4    | 1. 25 Brandon Arvidson        | 3    |
| 2. 19 Cam Appenzeller         | 5    | 2. 21 Tegan Kuhns          | 4    | 2. 33 Bo Rhudy                | 3    |
| 21 Tegan Kuhns                | 5    | 3. 11 Evan Blanco          | 3    | 3. 34 Brayden Krenznel        | 2    |
| 4. 6 Brady Frederick          | 4    | 34 Brayden Krenznel        | 3    | 4. 19 Cam Appenzeller         | 1    |
| 18 Landon Mack                | 4    | 5. 48 Chandler Day         | 2    |                               |      |
| <b>Innings pitched</b>        |      | <b>Batters struck out</b>  |      | <b>Appearances</b>            |      |
| 1. 11 Evan Blanco             | 79.0 | 1. 21 Tegan Kuhns          | 100  | 1. 6 Brady Frederick          | 26   |
| 2. 21 Tegan Kuhns             | 77.0 | 2. 11 Evan Blanco          | 94   | 2. 33 Bo Rhudy                | 21   |
| 3. 18 Landon Mack             | 61.2 | 3. 18 Landon Mack          | 77   | 3. 34 Brayden Krenznel        | 19   |
|                               |      | 4. 19 Cam Appenzeller      | 54   | 4. 19 Cam Appenzeller         | 17   |
|                               |      | 5. 25 Brandon Arvidson     | 44   | 5. 7 Mark Hindy               | 16   |
| <b>Games started</b>          |      | <b>Games finished</b>      |      | <b>Games in relief</b>        |      |
| 1. 11 Evan Blanco             | 14   | 1. 33 Bo Rhudy             | 12   | 1. 6 Brady Frederick          | 26   |
| 2. 21 Tegan Kuhns             | 13   | 2. 34 Brayden Krenznel     | 8    | 2. 33 Bo Rhudy                | 21   |
| 3. 18 Landon Mack             | 12   | 6 Brady Frederick          | 8    | 3. 34 Brayden Krenznel        | 19   |
| 4. 29 Taylor Tracey           | 5    | 4. 25 Brandon Arvidson     | 7    | 4. 19 Cam Appenzeller         | 16   |
| 5. 1 Blaine Brown             | 4    | 5. 19 Cam Appenzeller      | 5    | 7 Mark Hindy                  | 16   |
| <b>Wild pitches</b>           |      | <b>Balks</b>               |      | <b>Hit batters</b>            |      |
| 1. 34 Brayden Krenznel        | 5    | 1. 18 Landon Mack          | 2    | 1. 18 Landon Mack             | 7    |
| 2. 19 Cam Appenzeller         | 4    | 11 Evan Blanco             | 2    | 11 Evan Blanco                | 7    |
| 3. 25 Brandon Arvidson        | 3    | 19 Cam Appenzeller         | 2    | 6 Brady Frederick             | 7    |
| 4. 3 tied at.....             | 2    | 4. 21 Tegan Kuhns          | 1    | 44 Nic Abraham                | 7    |
|                               |      | 36 Sawyer Deering          | 1    | 34 Brayden Krenznel           | 7    |
| <b>Intentional BB allowed</b> |      | <b>Runners picked off</b>  |      | <b>Batters SO out looking</b> |      |
| 1. 34 Brayden Krenznel        | 2    | 1. 18 Landon Mack          | 3    | 1. 21 Tegan Kuhns             | 27   |
| 2. 11 Evan Blanco             | 1    | 2. 25 Brandon Arvidson     | 2    | 2. 18 Landon Mack             | 22   |
| 44 Nic Abraham                | 1    | 3. 44 Nic Abraham          | 1    | 19 Cam Appenzeller            | 22   |
|                               |      | 27 Stone Lawless           | 1    | 4. 11 Evan Blanco             | 16   |
|                               |      | 11 Evan Blanco             | 1    | 5. 29 Taylor Tracey           | 14   |
| <b>Sac bunts allowed</b>      |      | <b>Sac flies allowed</b>   |      | <b>Hits allowed</b>           |      |
| 1. 11 Evan Blanco             | 3    | 1. 21 Tegan Kuhns          | 2    | 1. 11 Evan Blanco             | 66   |
| 2. 21 Tegan Kuhns             | 2    | 6 Brady Frederick          | 2    | 2. 18 Landon Mack             | 67   |
| 18 Landon Mack                | 2    | 3. 5 tied at.....          | 1    | 3. 21 Tegan Kuhns             | 76   |
| 4. 4 tied at.....             | 1    |                            |      |                               |      |
| <b>Runs allowed</b>           |      | <b>Earned runs allowed</b> |      | <b>Walks allowed</b>          |      |
| 1. 21 Tegan Kuhns             | 32   | 1. 21 Tegan Kuhns          | 29   | 1. 21 Tegan Kuhns             | 15   |
| 2. 18 Landon Mack             | 34   | 2. 18 Landon Mack          | 32   | 2. 18 Landon Mack             | 25   |
| 3. 11 Evan Blanco             | 44   | 3. 11 Evan Blanco          | 40   | 3. 11 Evan Blanco             | 28   |
| <b>Doubles allowed</b>        |      | <b>Triples allowed</b>     |      | <b>Home runs allowed</b>      |      |
| 1. 18 Landon Mack             | 10   | 1. 21 Tegan Kuhns          | 0    | 1. 18 Landon Mack             | 11   |
| 2. 11 Evan Blanco             | 14   | 11 Evan Blanco             | 0    | 21 Tegan Kuhns                | 11   |
| 3. 21 Tegan Kuhns             | 15   | 18 Landon Mack             | 0    | 3. 11 Evan Blanco             | 14   |



**2026 Tennessee Baseball  
Fielding Leaders for Tennessee (as of May 17, 2026)  
(All games)**



Hitting minimums - 1 Games  
Pitching minimums - 1 Games 5 IP 1 BF 1.0 IP/Game

|                             |       |                              |     |                               |     |
|-----------------------------|-------|------------------------------|-----|-------------------------------|-----|
| <b>Fielding pct</b>         |       | <b>Chances</b>               |     | <b>Putouts</b>                |     |
| 1. 30 Trent Grindlinger     | 1.000 | 1. 16 Levi Clark             | 418 | 1. 16 Levi Clark              | 382 |
| 26 Chris Newstrom           | 1.000 | 2. 27 Stone Lawless          | 333 | 2. 27 Stone Lawless           | 306 |
| 15 Hunter High              | 1.000 | 3. 14 Blake Grimmer          | 226 | 3. 14 Blake Grimmer           | 165 |
| 12 Evan Hankins             | 1.000 | 4. 4 Manny Marin             | 190 | 4. 5 Garrett Wright           | 146 |
| 31 Finley Bates             | 1.000 | 5. 5 Garrett Wright          | 154 | 5. 13 Reese Chapman           | 89  |
| <b>Assists</b>              |       | <b>Errors</b>                |     | <b>Fielding double plays</b>  |     |
| 1. 4 Manny Marin            | 117   | 1. 9 Henry Ford              | 5   | 1. 4 Manny Marin              | 16  |
| 2. 9 Henry Ford             | 79    | 2. 14 Blake Grimmer          | 4   | 2. 14 Blake Grimmer           | 13  |
| 3. 14 Blake Grimmer         | 57    | 4 Manny Marin                | 4   | 3. 16 Levi Clark              | 10  |
| 4. 16 Levi Clark            | 35    | 4. 8 Jay Abernathy           | 3   | 4. 3 tied at.....             | 5   |
| 5. 2 Ariel Antigua          | 31    | 5. 5 tied at.....            | 2   |                               |     |
| <b>Stolen bases against</b> |       | <b>Caught stealing by</b>    |     | <b>Steal attempts against</b> |     |
| 1. 27 Stone Lawless         | 37    | 1. 27 Stone Lawless          | 9   | 1. 27 Stone Lawless           | 46  |
| 2. 21 Tegan Kuhns           | 14    | 2. 25 Brandon Arvidson       | 4   | 2. 21 Tegan Kuhns             | 16  |
| 3. 29 Taylor Tracey         | 6     | 3. 6 Brady Frederick         | 3   | 3. 4 tied at.....             | 7   |
| 4. 3 tied at.....           | 5     | 4. 3 tied at.....            | 2   |                               |     |
| <b>Passed balls</b>         |       | <b>Catchers interference</b> |     |                               |     |
| 1. 27 Stone Lawless         | 3     |                              |     |                               |     |
| 2. 16 Levi Clark            | 2     |                              |     |                               |     |



**2026 Tennessee Baseball**  
**Miscellaneous Stats for Tennessee (as of May 17, 2026)**  
**(All games)**



| <b>Multiple Hit Games</b> | <b>2</b>  | <b>3</b>  | <b>4</b> | <b>5+</b> | <b>Total</b> |
|---------------------------|-----------|-----------|----------|-----------|--------------|
| 9 Henry Ford              | 15        | 3         | 1        | -         | 19           |
| 13 Reese Chapman          | 11        | 5         | 1        | -         | 17           |
| 1 Blaine Brown            | 10        | 4         | -        | -         | 14           |
| 5 Garrett Wright          | 9         | 4         | -        | 1         | 14           |
| 4 Manny Marin             | 12        | 2         | -        | -         | 14           |
| 30 Trent Grindlinger      | 8         | 4         | 1        | -         | 13           |
| 14 Blake Grimmer          | 7         | 2         | 1        | -         | 10           |
| 16 Levi Clark             | 6         | 2         | -        | -         | 8            |
| 8 Jay Abernathy           | 4         | 3         | -        | -         | 7            |
| 27 Stone Lawless          | 5         | -         | -        | -         | 5            |
| 26 Chris Newstrom         | 1         | 1         | -        | -         | 2            |
| 20 Tyler Myatt            | 1         | -         | -        | -         | 1            |
| 31 Finley Bates           | 1         | -         | -        | -         | 1            |
| 2 Ariel Antigua           | 1         | -         | -        | -         | 1            |
| <b>TEAM</b>               | <b>91</b> | <b>30</b> | <b>4</b> | <b>1</b>  | <b>126</b>   |

| <b>Multiple RBI Games</b> | <b>2</b>  | <b>3</b>  | <b>4</b> | <b>5+</b> | <b>Total</b> |
|---------------------------|-----------|-----------|----------|-----------|--------------|
| 9 Henry Ford              | 12        | 4         | -        | 1         | 17           |
| 4 Manny Marin             | 11        | 2         | -        | 1         | 14           |
| 13 Reese Chapman          | 9         | 1         | 1        | 2         | 13           |
| 16 Levi Clark             | 8         | 2         | 1        | 1         | 12           |
| 1 Blaine Brown            | 4         | 2         | 3        | -         | 9            |
| 14 Blake Grimmer          | 7         | -         | 1        | 1         | 9            |
| 5 Garrett Wright          | 5         | 3         | -        | -         | 8            |
| 30 Trent Grindlinger      | 3         | 3         | -        | 1         | 7            |
| 8 Jay Abernathy           | 4         | -         | -        | -         | 4            |
| 27 Stone Lawless          | 2         | 2         | -        | -         | 4            |
| 20 Tyler Myatt            | 1         | -         | 1        | -         | 2            |
| 15 Hunter High            | 2         | -         | -        | -         | 2            |
| 2 Ariel Antigua           | 1         | 1         | -        | -         | 2            |
| 26 Chris Newstrom         | 1         | -         | -        | -         | 1            |
| 17 Nate Eisfelder         | -         | -         | 1        | -         | 1            |
| <b>TEAM</b>               | <b>70</b> | <b>20</b> | <b>8</b> | <b>7</b>  | <b>105</b>   |

| <b>Hitting Streaks</b> | <b>Longest</b> | <b>Current</b> |
|------------------------|----------------|----------------|
| 13 Reese Chapman       | 10             | 10             |
| 9 Henry Ford           | 10             | 5              |
| 4 Manny Marin          | 10             | 8              |
| 5 Garrett Wright       | 8              | 1              |
| 14 Blake Grimmer       | 8              | 8              |
| 30 Trent Grindlinger   | 6              | -              |
| 16 Levi Clark          | 6              | 6              |
| 1 Blaine Brown         | 6              | -              |
| 27 Stone Lawless       | 5              | -              |
| 8 Jay Abernathy        | 5              | 3              |
| 20 Tyler Myatt         | 4              | 2              |
| 26 Chris Newstrom      | 3              | -              |
| 15 Hunter High         | 2              | 1              |
| 31 Finley Bates        | 2              | -              |
| 17 Nate Eisfelder      | 2              | -              |
| 2 Ariel Antigua        | 2              | 1              |

| <b>Reached Base Streaks</b> | <b>Longest</b> | <b>Current</b> |
|-----------------------------|----------------|----------------|
| 30 Trent Grindlinger        | 23             | -              |
| 5 Garrett Wright            | 20             | 10             |
| 8 Jay Abernathy             | 15             | 4              |
| 13 Reese Chapman            | 14             | 10             |
| 14 Blake Grimmer            | 13             | 8              |
| 16 Levi Clark               | 12             | 9              |
| 4 Manny Marin               | 11             | 8              |
| 9 Henry Ford                | 10             | 6              |
| 27 Stone Lawless            | 10             | -              |
| 1 Blaine Brown              | 9              | -              |
| 20 Tyler Myatt              | 9              | 3              |
| 17 Nate Eisfelder           | 6              | 1              |
| 2 Ariel Antigua             | 6              | 1              |
| 26 Chris Newstrom           | 5              | -              |
| 31 Finley Bates             | 4              | -              |
| 15 Hunter High              | 3              | 1              |
| 12 Evan Hankins             | 1              | -              |



**2026 Tennessee Baseball**  
**Miscellaneous Stats for Tennessee (as of May 17, 2026)**  
**(All games)**



**Starting Lineup By Position**  
**(Team W-L record when starter)**

|                           |    |         |
|---------------------------|----|---------|
| <b>PITCHER:</b>           |    |         |
| 11 Evan Blanco            | 14 | (8-6)   |
| 21 Tegan Kuhns            | 13 | (9-4)   |
| 18 Landon Mack            | 12 | (6-6)   |
| 29 Taylor Tracey          | 5  | (4-1)   |
| 1 Blaine Brown            | 4  | (4-0)   |
| 44 Nic Abraham            | 3  | (3-0)   |
| 38 Ethan Baiotto          | 2  | (2-0)   |
| 19 Cam Appenzeller        | 1  | (1-0)   |
| 25 Brandon Arvidson       | 1  | (0-1)   |
| 48 Chandler Day           | 1  | (0-1)   |
| <b>CATCHER:</b>           |    |         |
| 27 Stone Lawless          | 30 | (19-11) |
| 16 Levi Clark             | 15 | (9-6)   |
| 5 Garrett Wright          | 8  | (6-2)   |
| 30 Trent Grindlinger      | 3  | (3-0)   |
| <b>FIRST BASE:</b>        |    |         |
| 16 Levi Clark             | 35 | (24-11) |
| 14 Blake Grimmer          | 18 | (10-8)  |
| 26 Chris Newstrom         | 1  | (1-0)   |
| 15 Hunter High            | 1  | (1-0)   |
| 12 Evan Hankins           | 1  | (1-0)   |
| <b>SECOND BASE:</b>       |    |         |
| 14 Blake Grimmer          | 23 | (16-7)  |
| 8 Jay Abernathy           | 9  | (7-2)   |
| 26 Chris Newstrom         | 9  | (6-3)   |
| 20 Tyler Myatt            | 8  | (4-4)   |
| 2 Ariel Antigua           | 5  | (3-2)   |
| 31 Finley Bates           | 2  | (1-1)   |
| <b>THIRD BASE:</b>        |    |         |
| 9 Henry Ford              | 53 | (34-19) |
| 2 Ariel Antigua           | 2  | (2-0)   |
| 14 Blake Grimmer          | 1  | (1-0)   |
| <b>SHORTSTOP:</b>         |    |         |
| 4 Manny Marin             | 48 | (30-18) |
| 2 Ariel Antigua           | 7  | (6-1)   |
| 26 Chris Newstrom         | 1  | (1-0)   |
| <b>LEFT FIELD:</b>        |    |         |
| 1 Blaine Brown            | 42 | (28-14) |
| 5 Garrett Wright          | 7  | (3-4)   |
| 26 Chris Newstrom         | 3  | (3-0)   |
| 20 Tyler Myatt            | 3  | (2-1)   |
| 17 Nate Eisfelder         | 1  | (1-0)   |
| <b>CENTER FIELD:</b>      |    |         |
| 5 Garrett Wright          | 29 | (19-10) |
| 8 Jay Abernathy           | 26 | (17-9)  |
| 13 Reese Chapman          | 1  | (1-0)   |
| <b>RIGHT FIELD:</b>       |    |         |
| 13 Reese Chapman          | 54 | (36-18) |
| 26 Chris Newstrom         | 1  | (0-1)   |
| 17 Nate Eisfelder         | 1  | (1-0)   |
| <b>DESIGNATED HITTER:</b> |    |         |
| 30 Trent Grindlinger      | 29 | (20-9)  |
| 1 Blaine Brown            | 14 | (9-5)   |
| 20 Tyler Myatt            | 6  | (3-3)   |
| 27 Stone Lawless          | 3  | (2-1)   |
| 14 Blake Grimmer          | 2  | (1-1)   |
| 9 Henry Ford              | 1  | (1-0)   |
| 29 Taylor Tracey          | 1  | (1-0)   |

**Starting Lineup By Lineup Spot**  
**(Team W-L record when starter)**

|                      |    |         |
|----------------------|----|---------|
| <b>LEADOFF:</b>      |    |         |
| 5 Garrett Wright     | 35 | (22-13) |
| 8 Jay Abernathy      | 10 | (7-3)   |
| 9 Henry Ford         | 6  | (5-1)   |
| 14 Blake Grimmer     | 5  | (3-2)   |
| <b>2ND SPOT:</b>     |    |         |
| 9 Henry Ford         | 21 | (14-7)  |
| 1 Blaine Brown       | 17 | (11-6)  |
| 14 Blake Grimmer     | 9  | (7-2)   |
| 13 Reese Chapman     | 8  | (5-3)   |
| 4 Manny Marin        | 1  | (0-1)   |
| <b>3RD SPOT:</b>     |    |         |
| 9 Henry Ford         | 27 | (16-11) |
| 1 Blaine Brown       | 11 | (8-3)   |
| 16 Levi Clark        | 8  | (6-2)   |
| 14 Blake Grimmer     | 6  | (4-2)   |
| 13 Reese Chapman     | 4  | (3-1)   |
| <b>CLEANUP:</b>      |    |         |
| 14 Blake Grimmer     | 22 | (12-10) |
| 30 Trent Grindlinger | 14 | (10-4)  |
| 13 Reese Chapman     | 13 | (11-2)  |
| 16 Levi Clark        | 4  | (3-1)   |
| 20 Tyler Myatt       | 1  | (0-1)   |
| 27 Stone Lawless     | 1  | (1-0)   |
| 1 Blaine Brown       | 1  | (0-1)   |
| <b>5TH SPOT:</b>     |    |         |
| 13 Reese Chapman     | 24 | (14-10) |
| 30 Trent Grindlinger | 10 | (7-3)   |
| 27 Stone Lawless     | 8  | (6-2)   |
| 5 Garrett Wright     | 4  | (3-1)   |
| 4 Manny Marin        | 3  | (2-1)   |
| 16 Levi Clark        | 2  | (1-1)   |
| 1 Blaine Brown       | 2  | (1-1)   |
| 14 Blake Grimmer     | 2  | (2-0)   |
| 20 Tyler Myatt       | 1  | (1-0)   |
| <b>6TH SPOT:</b>     |    |         |
| 4 Manny Marin        | 13 | (8-5)   |
| 16 Levi Clark        | 11 | (8-3)   |
| 1 Blaine Brown       | 8  | (5-3)   |
| 27 Stone Lawless     | 7  | (4-3)   |
| 20 Tyler Myatt       | 6  | (4-2)   |
| 13 Reese Chapman     | 6  | (4-2)   |
| 5 Garrett Wright     | 3  | (2-1)   |
| 8 Jay Abernathy      | 2  | (2-0)   |
| <b>7TH SPOT:</b>     |    |         |
| 4 Manny Marin        | 13 | (8-5)   |
| 1 Blaine Brown       | 10 | (7-3)   |
| 27 Stone Lawless     | 8  | (4-4)   |
| 20 Tyler Myatt       | 7  | (4-3)   |
| 26 Chris Newstrom    | 6  | (5-1)   |
| 30 Trent Grindlinger | 3  | (2-1)   |
| 8 Jay Abernathy      | 3  | (2-1)   |
| 16 Levi Clark        | 3  | (2-1)   |
| 2 Ariel Antigua      | 2  | (2-0)   |
| 31 Finley Bates      | 1  | (1-0)   |
| <b>8TH SPOT:</b>     |    |         |
| 4 Manny Marin        | 15 | (10-5)  |
| 16 Levi Clark        | 14 | (9-5)   |
| 27 Stone Lawless     | 6  | (3-3)   |
| 30 Trent Grindlinger | 5  | (4-1)   |
| 26 Chris Newstrom    | 5  | (3-2)   |
| 1 Blaine Brown       | 3  | (3-0)   |
| 8 Jay Abernathy      | 3  | (2-1)   |
| 20 Tyler Myatt       | 2  | (0-2)   |
| 15 Hunter High       | 1  | (1-0)   |





## 2026 Tennessee Baseball Individual Career History



### Jay Abernathy

| Year  | avg  | gp-gs  | ab  | r  | h  | 2b | 3b | hr | rbi | tb | slg% | bb | hbp | so | gdp | ob%  | sf | sh | sb-att | po  | a  | e | fld% |
|-------|------|--------|-----|----|----|----|----|----|-----|----|------|----|-----|----|-----|------|----|----|--------|-----|----|---|------|
| 2025  | .282 | 53-27  | 103 | 38 | 29 | 3  | 0  | 1  | 11  | 35 | .340 | 22 | 1   | 21 | 4   | .409 | 1  | 2  | 8-11   | 39  | 6  | 2 | .957 |
| 2026  | .242 | 49-35  | 124 | 34 | 30 | 9  | 1  | 3  | 16  | 50 | .403 | 22 | 3   | 33 | 1   | .369 | 0  | 3  | 7-8    | 67  | 20 | 3 | .967 |
| TOTAL | .260 | 102-62 | 227 | 72 | 59 | 12 | 1  | 4  | 27  | 85 | .374 | 44 | 4   | 54 | 5   | .388 | 1  | 5  | 15-19  | 106 | 26 | 5 | .964 |

**SINGLE-GAME HIGHS [all-time ranking]:**

Hits: 3, 4 times

Doubles: 2 [t-3rd], at Mississippi State, Apr 11, 2026

Triples: 1 [t-1st], UNC Asheville, Feb 17, 2026

Home runs: 1, 4 times

Total bases: 6, UNC Asheville, Feb 17, 2026

RBI: 2, 6 times

Runs scored: 5 [t-1st], UNC Asheville, Feb 18, 2025

Walks: 4 [t-1st], UNC Asheville, Feb 18, 2025

Hit by pitch: 1, 4 times

Struck out: 3, at Mississippi State, Apr 12, 2026; vs UCLA, Feb 27, 2026; at Alabama, Mar 22, 2025

Sac flies: 1 [t-5th], UNC Asheville, Feb 18, 2025

Sac bunts: 1 [t-10th], 5 times

At bats: 5, Bellarmine, Apr 15, 2025; at Alabama, Mar 20, 2025; at Alabama, Mar 22, 2025

Stolen bases: 4 [2nd], UNC Asheville, Feb 18, 2025

Caught stealing: 1 [t-1st], 4 times

Field chances: 7, Belmont, May 12, 2026

Putouts: 5, at Oklahoma, May 15, 2026

Assists: 6, Belmont, May 12, 2026

### Nic Abraham

| Year  | avg  | gp-gs | ab | r | h | 2b | 3b | hr | rbi | tb | slg% | bb | hbp | so | gdp | ob%  | sf | sh | sb-att | po | a | e | fld%  |
|-------|------|-------|----|---|---|----|----|----|-----|----|------|----|-----|----|-----|------|----|----|--------|----|---|---|-------|
| 2025  | .000 | 0-0   | 0  | 0 | 0 | 0  | 0  | 0  | 0   | 0  | .000 | 0  | 0   | 0  | 0   | .000 | 0  | 0  | 0-0    | 0  | 1 | 1 | .500  |
| 2026  | .000 | 0-0   | 0  | 0 | 0 | 0  | 0  | 0  | 0   | 0  | .000 | 0  | 0   | 0  | 0   | .000 | 0  | 0  | 0-0    | 1  | 5 | 0 | 1.000 |
| TOTAL | .000 | 0-0   | 0  | 0 | 0 | 0  | 0  | 0  | 0   | 0  | .000 | 0  | 0   | 0  | 0   | .000 | 0  | 0  | 0-0    | 1  | 6 | 1 | .875  |

| Year  | era  | w-l | app | gs | cq | sho | sv | ip   | h  | r  | er | bb | so | 2b | 3b | hr | bf  | bavg | wp | hbp | bk | sfa | sha |
|-------|------|-----|-----|----|----|-----|----|------|----|----|----|----|----|----|----|----|-----|------|----|-----|----|-----|-----|
| 2025  | 8.31 | 1-0 | 6   | 1  | 0  | 0/0 | 0  | 4.1  | 9  | 7  | 4  | 1  | 4  | 1  | 0  | 0  | 25  | .375 | 0  | 0   | 0  | 0   | 0   |
| 2026  | 4.36 | 2-0 | 15  | 3  | 0  | 0/1 | 0  | 33.0 | 31 | 17 | 16 | 6  | 18 | 5  | 1  | 3  | 140 | .246 | 0  | 7   | 0  | 1   | 0   |
| TOTAL | 4.82 | 3-0 | 21  | 4  | 0  | 0/1 | 0  | 37.1 | 40 | 24 | 20 | 7  | 22 | 6  | 1  | 3  | 165 | .267 | 0  | 7   | 0  | 1   | 0   |

**SINGLE-GAME HIGHS [all-time ranking]:**

Innings pitched: 5.2, Belmont, May 12, 2026

Walks allowed: 3, at Vanderbilt, Mar 29, 2026

Strikeouts: 4, Belmont, May 12, 2026

Batters faced: 23, at Vanderbilt, Mar 29, 2026

Field chances: 1, 8 times

Putouts: 1, Presbyterian, May 05, 2026

Assists: 1, 6 times



## 2026 Tennessee Baseball Individual Career History



### Ariel Antigua

| Year         | avg         | gp-gs         | ab         | r         | h         | 2b       | 3b       | hr       | rbi       | tb        | slg%        | bb        | hbp      | so        | gdp      | ob%         | sf       | sh       | sb-att     | po        | a          | e         | fld%        |
|--------------|-------------|---------------|------------|-----------|-----------|----------|----------|----------|-----------|-----------|-------------|-----------|----------|-----------|----------|-------------|----------|----------|------------|-----------|------------|-----------|-------------|
| 2024         | .217        | 40-6          | 23         | 4         | 5         | 2        | 0        | 0        | 4         | 7         | .304        | 2         | 0        | 9         | 1        | .280        | 0        | 0        | 0-0        | 10        | 29         | 2         | .951        |
| 2025         | .192        | 51-20         | 73         | 15        | 14        | 1        | 0        | 0        | 11        | 15        | .205        | 9         | 3        | 12        | 0        | .302        | 1        | 5        | 3-3        | 36        | 77         | 8         | .934        |
| 2026         | .200        | 37-14         | 40         | 6         | 8         | 4        | 0        | 1        | 9         | 15        | .375        | 6         | 3        | 5         | 2        | .327        | 3        | 1        | 1-1        | 24        | 31         | 2         | .965        |
| <b>TOTAL</b> | <b>.199</b> | <b>128-40</b> | <b>136</b> | <b>25</b> | <b>27</b> | <b>7</b> | <b>0</b> | <b>1</b> | <b>24</b> | <b>37</b> | <b>.272</b> | <b>17</b> | <b>6</b> | <b>26</b> | <b>3</b> | <b>.307</b> | <b>4</b> | <b>6</b> | <b>4-4</b> | <b>70</b> | <b>137</b> | <b>12</b> | <b>.945</b> |

**SINGLE-GAME HIGHS [all-time ranking]:**

Hits: 3, Bellarmine, Apr 16, 2024; at Alabama, Mar 22, 2025  
 Doubles: 1, 7 times  
 Home runs: 1, Oakland, Mar 04, 2026  
 Total bases: 4, Bellarmine, Apr 16, 2024; Oakland, Mar 04, 2026; at Alabama, Mar 22, 2025  
 RBI: 3, Alabama A&M, Apr 09, 2024; Oakland, Mar 04, 2026; at South Carolina, Mar 28, 2025  
 Runs scored: 2, at Alabama, Mar 22, 2025  
 Walks: 2, Eastern Kentucky, Mar 17, 2026  
 Hit by pitch: 2 [t-3rd], at LSU, Apr 26, 2025  
 Struck out: 2, Nicholls, Feb 14, 2026; at Alabama, Mar 21, 2025; vs Vanderbilt, May 25, 2024  
 Sac flies: 1 [t-5th], 4 times  
 Sac bunts: 3 [1st], at Ole Miss, Apr 13, 2025  
 At bats: 5, Bellarmine, Apr 16, 2024; Xavier, Mar 05, 2025; Queens, Mar 25, 2025  
 Stolen bases: 1, 4 times  
 Field chances: 11, at South Carolina, Mar 30, 2025  
 Putouts: 4, Tennessee Tech, Apr 01, 2025; Bellarmine, Feb 24, 2026  
 Assists: 9 [t-1st], Tennessee Tech, Mar 26, 2024

### Cam Appenzeller

| Year         | avg         | gp-gs      | ab       | r        | h        | 2b       | 3b       | hr       | rbi      | tb       | slg%        | bb       | hbp      | so       | gdp      | ob%         | sf       | sh       | sb-att     | po       | a        | e        | fld%         |
|--------------|-------------|------------|----------|----------|----------|----------|----------|----------|----------|----------|-------------|----------|----------|----------|----------|-------------|----------|----------|------------|----------|----------|----------|--------------|
| 2026         | .000        | 0-0        | 0        | 0        | 0        | 0        | 0        | 0        | 0        | 0        | .000        | 0        | 0        | 0        | 0        | .000        | 0        | 0        | 0-0        | 2        | 5        | 0        | 1.000        |
| <b>TOTAL</b> | <b>.000</b> | <b>0-0</b> | <b>0</b> | <b>0</b> | <b>0</b> | <b>0</b> | <b>0</b> | <b>0</b> | <b>0</b> | <b>0</b> | <b>.000</b> | <b>0</b> | <b>0</b> | <b>0</b> | <b>0</b> | <b>.000</b> | <b>0</b> | <b>0</b> | <b>0-0</b> | <b>2</b> | <b>5</b> | <b>0</b> | <b>1.000</b> |

| Year         | era         | w-l        | app       | gs       | cg       | sho        | sv       | ip          | h         | r         | er        | bb        | so        | 2b       | 3b       | hr       | bf         | bavg        | wp       | hbp      | bk       | sfa      | sha      |
|--------------|-------------|------------|-----------|----------|----------|------------|----------|-------------|-----------|-----------|-----------|-----------|-----------|----------|----------|----------|------------|-------------|----------|----------|----------|----------|----------|
| 2026         | 4.84        | 5-1        | 17        | 1        | 0        | 0/1        | 1        | 48.1        | 42        | 26        | 26        | 12        | 54        | 8        | 0        | 5        | 193        | .236        | 4        | 1        | 2        | 1        | 1        |
| <b>TOTAL</b> | <b>4.84</b> | <b>5-1</b> | <b>17</b> | <b>1</b> | <b>0</b> | <b>0/1</b> | <b>1</b> | <b>48.1</b> | <b>42</b> | <b>26</b> | <b>26</b> | <b>12</b> | <b>54</b> | <b>8</b> | <b>0</b> | <b>5</b> | <b>193</b> | <b>.236</b> | <b>4</b> | <b>1</b> | <b>2</b> | <b>1</b> | <b>1</b> |

**SINGLE-GAME HIGHS [all-time ranking]:**

Innings pitched: 6.0, at Vanderbilt, Mar 28, 2026  
 Walks allowed: 3, Alabama, Apr 23, 2026  
 Strikeouts: 8, at Mississippi State, Apr 10, 2026  
 Batters faced: 21, at Vanderbilt, Mar 28, 2026  
 Field chances: 3, UNC Asheville, Feb 17, 2026  
 Putouts: 1, LSU, Apr 04, 2026; Texas, May 09, 2026  
 Assists: 3, UNC Asheville, Feb 17, 2026  
 Runners CS: 1, Missouri, Mar 21, 2026



## 2026 Tennessee Baseball Individual Career History



### Brandon Arvidson

| Year         | avg         | gp-gs      | ab       | r        | h        | 2b       | 3b       | hr       | rbi      | tb       | slg%        | bb       | hbp      | so       | gdp      | ob%         | sf       | sh       | sb-att     | po       | a        | e        | fld%        |
|--------------|-------------|------------|----------|----------|----------|----------|----------|----------|----------|----------|-------------|----------|----------|----------|----------|-------------|----------|----------|------------|----------|----------|----------|-------------|
| 2025         | .000        | 0-0        | 0        | 0        | 0        | 0        | 0        | 0        | 0        | 0        | .000        | 0        | 0        | 0        | 0        | .000        | 0        | 0        | 0-0        | 0        | 1        | 1        | .500        |
| 2026         | .000        | 0-0        | 0        | 0        | 0        | 0        | 0        | 0        | 0        | 0        | .000        | 0        | 0        | 0        | 0        | .000        | 0        | 0        | 0-0        | 1        | 3        | 1        | .800        |
| <b>TOTAL</b> | <b>.000</b> | <b>0-0</b> | <b>0</b> | <b>0</b> | <b>0</b> | <b>0</b> | <b>0</b> | <b>0</b> | <b>0</b> | <b>0</b> | <b>.000</b> | <b>0</b> | <b>0</b> | <b>0</b> | <b>0</b> | <b>.000</b> | <b>0</b> | <b>0</b> | <b>0-0</b> | <b>1</b> | <b>4</b> | <b>2</b> | <b>.714</b> |

| Year         | era         | w-l        | app       | gs       | cg       | sho        | sv       | ip          | h         | r         | er        | bb        | so         | 2b       | 3b       | hr       | bf         | bavg        | wp       | hbp      | bk       | sfa      | sha      |
|--------------|-------------|------------|-----------|----------|----------|------------|----------|-------------|-----------|-----------|-----------|-----------|------------|----------|----------|----------|------------|-------------|----------|----------|----------|----------|----------|
| 2025         | 4.19        | 2-0        | 30        | 2        | 0        | 0/1        | 1        | 38.2        | 28        | 23        | 18        | 22        | 70         | 4        | 0        | 4        | 166        | .196        | 5        | 1        | 1        | 0        | 0        |
| 2026         | 4.25        | 1-0        | 15        | 1        | 0        | 0/0        | 3        | 36.0        | 36        | 17        | 17        | 12        | 44         | 3        | 1        | 5        | 150        | .265        | 3        | 2        | 0        | 0        | 0        |
| <b>TOTAL</b> | <b>4.22</b> | <b>3-0</b> | <b>45</b> | <b>3</b> | <b>0</b> | <b>0/1</b> | <b>4</b> | <b>74.2</b> | <b>64</b> | <b>40</b> | <b>35</b> | <b>34</b> | <b>114</b> | <b>7</b> | <b>1</b> | <b>9</b> | <b>316</b> | <b>.229</b> | <b>8</b> | <b>3</b> | <b>1</b> | <b>0</b> | <b>0</b> |

**SINGLE-GAME HIGHS** [all-time ranking]:

Innings pitched: 5.1, at Wake Forest, Jun 01, 2025; vs Texas, May 22, 2025  
 Walks allowed: 3, LSU, Apr 03, 2026; at LSU, Apr 27, 2025; at Wake Forest, Jun 01, 2025  
 Strikeouts: 12 [t-8th], at Wake Forest, Jun 01, 2025  
 Batters faced: 24, at Wake Forest, Jun 01, 2025  
 Field chances: 2, Wright State, Mar 06, 2026  
 Putouts: 1, Texas, May 08, 2026  
 Assists: 1, 4 times  
 Runners CS: 1, 6 times

### Ethan Baiotto

| Year         | avg         | gp-gs      | ab       | r        | h        | 2b       | 3b       | hr       | rbi      | tb       | slg%        | bb       | hbp      | so       | gdp      | ob%         | sf       | sh       | sb-att     | po       | a        | e        | fld%        |
|--------------|-------------|------------|----------|----------|----------|----------|----------|----------|----------|----------|-------------|----------|----------|----------|----------|-------------|----------|----------|------------|----------|----------|----------|-------------|
| 2026         | .000        | 0-0        | 0        | 0        | 0        | 0        | 0        | 0        | 0        | 0        | .000        | 0        | 0        | 0        | 0        | .000        | 0        | 0        | 0-0        | 0        | 8        | 1        | .889        |
| <b>TOTAL</b> | <b>.000</b> | <b>0-0</b> | <b>0</b> | <b>0</b> | <b>0</b> | <b>0</b> | <b>0</b> | <b>0</b> | <b>0</b> | <b>0</b> | <b>.000</b> | <b>0</b> | <b>0</b> | <b>0</b> | <b>0</b> | <b>.000</b> | <b>0</b> | <b>0</b> | <b>0-0</b> | <b>0</b> | <b>8</b> | <b>1</b> | <b>.889</b> |

| Year         | era         | w-l        | app       | gs       | cg       | sho        | sv       | ip          | h         | r         | er        | bb       | so        | 2b       | 3b       | hr       | bf        | bavg        | wp       | hbp      | bk       | sfa      | sha      |
|--------------|-------------|------------|-----------|----------|----------|------------|----------|-------------|-----------|-----------|-----------|----------|-----------|----------|----------|----------|-----------|-------------|----------|----------|----------|----------|----------|
| 2026         | 5.79        | 3-0        | 14        | 2        | 0        | 0/1        | 0        | 23.1        | 20        | 15        | 15        | 7        | 13        | 4        | 1        | 4        | 99        | .227        | 2        | 3        | 0        | 0        | 1        |
| <b>TOTAL</b> | <b>5.79</b> | <b>3-0</b> | <b>14</b> | <b>2</b> | <b>0</b> | <b>0/1</b> | <b>0</b> | <b>23.1</b> | <b>20</b> | <b>15</b> | <b>15</b> | <b>7</b> | <b>13</b> | <b>4</b> | <b>1</b> | <b>4</b> | <b>99</b> | <b>.227</b> | <b>2</b> | <b>3</b> | <b>0</b> | <b>0</b> | <b>1</b> |

**SINGLE-GAME HIGHS** [all-time ranking]:

Innings pitched: 3.0, Lipscomb, Apr 21, 2026; Austin Peay, Mar 31, 2026  
 Walks allowed: 2, Kent State, Feb 22, 2026; Texas, May 10, 2026  
 Strikeouts: 2, 4 times  
 Batters faced: 13, Austin Peay, Mar 31, 2026  
 Field chances: 2, Lipscomb, Apr 21, 2026; Eastern Kentucky, Mar 17, 2026; Austin Peay, Mar 31, 2026  
 Assists: 2, Lipscomb, Apr 21, 2026; Eastern Kentucky, Mar 17, 2026; Austin Peay, Mar 31, 2026



## 2026 Tennessee Baseball Individual Career History



### Finley Bates

| Year  | avg  | gp-gs   | ab  | r  | h   | 2b | 3b | hr | rbi | tb  | slg% | bb | hbp | so | gdp | ob%  | sf | sh | sb-att | po  | a   | e  | fld%  |
|-------|------|---------|-----|----|-----|----|----|----|-----|-----|------|----|-----|----|-----|------|----|----|--------|-----|-----|----|-------|
| 2024* | .292 | 53-52   | 219 | 35 | 64  | 14 | 0  | 3  | 11  | 87  | .397 | 22 | 2   | 35 | 3   | .358 | 3  | 1  | 0-1    | 70  | 108 | 8  | .957  |
| 2025* | .300 | 57-56   | 213 | 48 | 64  | 12 | 1  | 1  | 23  | 81  | .380 | 40 | 4   | 30 | 5   | .419 | 1  | 2  | 8-19   | 73  | 99  | 7  | .961  |
| 2026  | .333 | 12-2    | 12  | 5  | 4   | 0  | 0  | 1  | 2   | 7   | .583 | 0  | 2   | 2  | 0   | .429 | 0  | 0  | 0-1    | 2   | 6   | 0  | 1.000 |
| TOTAL | .333 | 12-2    | 12  | 5  | 4   | 0  | 0  | 1  | 2   | 7   | .583 | 0  | 2   | 2  | 0   | .429 | 0  | 0  | 0-1    | 2   | 6   | 0  | 1.000 |
| All*  | .297 | 122-110 | 444 | 88 | 132 | 26 | 1  | 5  | 36  | 175 | .394 | 62 | 8   | 67 | 8   | .390 | 4  | 3  | 8-21   | 145 | 213 | 15 | .960  |

\* Statistics from prior team/school

**SINGLE-GAME HIGHS** [all-time ranking]:

- Hits: 2, Nicholls, Feb 14, 2026
- Home runs: 1, Nicholls, Feb 14, 2026
- Total bases: 5, Nicholls, Feb 14, 2026
- RBI: 1, UNC Asheville, Apr 14, 2026; Nicholls, Feb 14, 2026
- Runs scored: 1, 5 times
- Hit by pitch: 1, Oakland, Mar 04, 2026; Tennessee Tech, Mar 10, 2026
- Struck out: 1, at Mississippi State, Apr 10, 2026; Kent State, Feb 22, 2026
- At bats: 3, Kent State, Feb 22, 2026
- Caught stealing: 1 [t-1st], Bellarmine, Feb 24, 2026
- Field chances: 3, Kent State, Feb 22, 2026
- Putouts: 1, Kent State, Feb 22, 2026; Bellarmine, Feb 24, 2026
- Assists: 2, UNC Asheville, Feb 17, 2026; Kent State, Feb 22, 2026

### Jax Bishop

| Year  | avg  | gp-gs | ab  | r  | h  | 2b  | 3b | hr  | rbi | tb | slg% | bb | hbp | so | gdp | ob% | sf | sh   | sb-att | po  | a  | e   | fld% |
|-------|------|-------|-----|----|----|-----|----|-----|-----|----|------|----|-----|----|-----|-----|----|------|--------|-----|----|-----|------|
| Year  | era  | w-l   | app | gs | cg | sho | sv | ip  | h   | r  | er   | bb | so  | 2b | 3b  | hr  | bf | bavg | wp     | hbp | bk | sfa | sha  |
| 2026  | 3.38 | 0-0   | 5   | 0  | 0  | 0/1 | 0  | 2.2 | 2   | 1  | 1    | 2  | 2   | 0  | 0   | 1   | 12 | .200 | 0      | 0   | 0  | 0   | 0    |
| TOTAL | 3.38 | 0-0   | 5   | 0  | 0  | 0/1 | 0  | 2.2 | 2   | 1  | 1    | 2  | 2   | 0  | 0   | 1   | 12 | .200 | 0      | 0   | 0  | 0   | 0    |

**SINGLE-GAME HIGHS** [all-time ranking]:

- Innings pitched: 1.0, Oakland, Mar 04, 2026
- Walks allowed: 1, Lipscomb, Apr 21, 2026; Tennessee Tech, Mar 10, 2026
- Strikeouts: 1, Oakland, Mar 04, 2026; Austin Peay, Mar 31, 2026
- Batters faced: 4, Oakland, Mar 04, 2026



## 2026 Tennessee Baseball Individual Career History



### Evan Blanco

| Year  | avg  | gp-gs | ab | r | h | 2b | 3b | hr | rbi | tb | slg% | bb | hbp | so | gdp | ob%  | sf | sh | sb-att | po | a  | e | fld%  |
|-------|------|-------|----|---|---|----|----|----|-----|----|------|----|-----|----|-----|------|----|----|--------|----|----|---|-------|
| 2023* | .000 | 24-0  | 0  | 0 | 0 | 0  | 0  | 0  | 0   | 0  | .000 | 0  | 0   | 0  | 0   | .000 | 0  | 0  | 0-0    | 1  | 4  | 2 | .714  |
| 2024* | .000 | 18-18 | 0  | 0 | 0 | 0  | 0  | 0  | 0   | 0  | .000 | 0  | 0   | 0  | 0   | .000 | 0  | 0  | 0-0    | 2  | 10 | 2 | .857  |
| 2025* | .000 | 14-8  | 0  | 0 | 0 | 0  | 0  | 0  | 0   | 0  | .000 | 0  | 0   | 0  | 0   | .000 | 0  | 0  | 0-0    | 1  | 5  | 1 | .857  |
| 2026  | .000 | 0-0   | 0  | 0 | 0 | 0  | 0  | 0  | 0   | 0  | .000 | 0  | 0   | 0  | 0   | .000 | 0  | 0  | 0-0    | 4  | 9  | 0 | 1.000 |
| TOTAL | .000 | 0-0   | 0  | 0 | 0 | 0  | 0  | 0  | 0   | 0  | .000 | 0  | 0   | 0  | 0   | .000 | 0  | 0  | 0-0    | 4  | 9  | 0 | 1.000 |
| All*  | .000 | 56-26 | 0  | 0 | 0 | 0  | 0  | 0  | 0   | 0  | .000 | 0  | 0   | 0  | 0   | .000 | 0  | 0  | 0-0    | 8  | 28 | 5 | .878  |

| Year  | era  | w-l   | app | gs | cg | sho | sv | ip    | h   | r   | er  | bb | so  | 2b | 3b | hr | bf   | bavg | wp | hbp | bk | sfa | sha |
|-------|------|-------|-----|----|----|-----|----|-------|-----|-----|-----|----|-----|----|----|----|------|------|----|-----|----|-----|-----|
| 2023* | 3.04 | 1-0   | 24  | 0  | 0  | 0/2 | 0  | 23.2  | 18  | 13  | 8   | 10 | 26  | 6  | 0  | 2  | 104  | .200 | 0  | 2   | 0  | 1   | 1   |
| 2024* | 3.62 | 8-3   | 18  | 18 | 0  | 0/2 | 0  | 99.1  | 101 | 49  | 40  | 27 | 99  | 15 | 2  | 11 | 427  | .262 | 1  | 8   | 0  | 1   | 4   |
| 2025* | 6.23 | 3-5   | 14  | 8  | 0  | 0/0 | 0  | 39.0  | 58  | 35  | 27  | 9  | 36  | 12 | 1  | 6  | 181  | .352 | 1  | 3   | 0  | 1   | 2   |
| 2026  | 4.56 | 7-3   | 14  | 14 | 0  | 0/0 | 0  | 79.0  | 66  | 44  | 40  | 28 | 94  | 14 | 0  | 14 | 337  | .221 | 0  | 7   | 2  | 0   | 3   |
| TOTAL | 4.56 | 7-3   | 14  | 14 | 0  | 0/0 | 0  | 79.0  | 66  | 44  | 40  | 28 | 94  | 14 | 0  | 14 | 337  | .221 | 0  | 7   | 2  | 0   | 3   |
| All*  | 4.29 | 19-11 | 70  | 40 | 0  | 0/4 | 0  | 241.0 | 243 | 141 | 115 | 74 | 255 | 47 | 3  | 33 | 1049 | .259 | 2  | 20  | 2  | 3   | 10  |

\* Statistics from prior team/school

#### SINGLE-GAME HIGHS [all-time ranking]:

Innings pitched: 7.2, Missouri, Mar 22, 2026  
 Walks allowed: 4 [t-5th], Kent State, Feb 22, 2026; at Oklahoma, May 15, 2026  
 Strikeouts: 9, Alabama, Apr 24, 2026; Nicholls, Feb 14, 2026  
 Batters faced: 30 [t-8th], Texas, May 09, 2026  
 Field chances: 3, at Vanderbilt, Mar 29, 2026; Texas, May 09, 2026  
 Putouts: 1, 4 times  
 Assists: 2, 4 times  
 Runners CS: 1, Kent State, Feb 22, 2026; vs Virginia Tech, Mar 01, 2026

### Blaine Brown

| Year  | avg  | gp-gs   | ab  | r  | h   | 2b | 3b | hr | rbi | tb  | slg% | bb | hbp | so | gdp | ob%  | sf | sh | sb-att | po | a | e | fld% |
|-------|------|---------|-----|----|-----|----|----|----|-----|-----|------|----|-----|----|-----|------|----|----|--------|----|---|---|------|
| 2025* | .292 | 54-54   | 209 | 34 | 61  | 12 | 0  | 10 | 38  | 103 | .493 | 21 | 3   | 41 | 2   | .362 | 2  | 0  | 5-13   | 21 | 1 | 1 | .957 |
| 2026  | .247 | 56-56   | 215 | 43 | 53  | 11 | 0  | 13 | 40  | 103 | .479 | 20 | 3   | 49 | 2   | .317 | 2  | 0  | 5-5    | 71 | 2 | 1 | .986 |
| TOTAL | .247 | 56-56   | 215 | 43 | 53  | 11 | 0  | 13 | 40  | 103 | .479 | 20 | 3   | 49 | 2   | .317 | 2  | 0  | 5-5    | 71 | 2 | 1 | .986 |
| All*  | .269 | 110-110 | 424 | 77 | 114 | 23 | 0  | 23 | 78  | 206 | .486 | 41 | 6   | 90 | 4   | .339 | 4  | 0  | 10-18  | 92 | 3 | 2 | .979 |

| Year  | era   | w-l | app | gs | cg | sho | sv | ip  | h  | r  | er | bb | so | 2b | 3b | hr | bf | bavg | wp | hbp | bk | sfa | sha |
|-------|-------|-----|-----|----|----|-----|----|-----|----|----|----|----|----|----|----|----|----|------|----|-----|----|-----|-----|
| 2025* | 20.77 | 0-1 | 7   | 4  | 0  | 0/0 | 0  | 4.1 | 9  | 13 | 10 | 12 | 6  | 3  | 0  | 0  | 38 | .391 | 1  | 2   | 0  | 1   | 0   |
| 2026  | 3.00  | 0-0 | 4   | 4  | 0  | 0/0 | 0  | 3.0 | 1  | 1  | 1  | 3  | 5  | 0  | 0  | 0  | 14 | .100 | 0  | 1   | 0  | 0   | 0   |
| TOTAL | 3.00  | 0-0 | 4   | 4  | 0  | 0/0 | 0  | 3.0 | 1  | 1  | 1  | 3  | 5  | 0  | 0  | 0  | 14 | .100 | 0  | 1   | 0  | 0   | 0   |
| All*  | 13.50 | 0-1 | 11  | 8  | 0  | 0/0 | 0  | 7.1 | 10 | 14 | 11 | 15 | 11 | 3  | 0  | 0  | 52 | .303 | 1  | 3   | 0  | 1   | 0   |

\* Statistics from prior team/school

#### SINGLE-GAME HIGHS [all-time ranking]:

Hits: 3, Alabama, Apr 24, 2026; Nicholls, Feb 14, 2026; at Vanderbilt, Mar 29, 2026  
 Doubles: 1, 11 times  
 Home runs: 2 [t-6th], Alabama, Apr 24, 2026; Nicholls, Feb 14, 2026  
 Total bases: 9, Alabama, Apr 24, 2026; Nicholls, Feb 14, 2026  
 RBI: 4, LSU, Apr 05, 2026; Alabama, Apr 24, 2026; Nicholls, Feb 14, 2026  
 Runs scored: 4 [t-5th], at Vanderbilt, Mar 29, 2026  
 Walks: 2, Tennessee Tech, Mar 10, 2026; Missouri, Mar 20, 2026; at Oklahoma, May 14, 2026  
 Hit by pitch: 1, at Mississippi State, Apr 10, 2026; vs UCLA, Feb 27, 2026; at Oklahoma, May 14, 2026  
 Struck out: 3, 5 times  
 Sac flies: 1 [t-5th], Kent State, Feb 22, 2026; at Oklahoma, May 15, 2026  
 At bats: 6 [t-7th], at Vanderbilt, Mar 28, 2026  
 Stolen bases: 1, 5 times  
 Innings pitched: 1.0, UNC Asheville, Apr 14, 2026; UNC Asheville, Feb 17, 2026; Bellarmine, Feb 24, 2026  
 Walks allowed: 2, ETSU, Mar 03, 2026  
 Strikeouts: 3, UNC Asheville, Feb 17, 2026  
 Batters faced: 5, Bellarmine, Feb 24, 2026  
 Field chances: 5, Ole Miss, Apr 18, 2026; at Vanderbilt, Mar 28, 2026  
 Putouts: 5, Ole Miss, Apr 18, 2026; at Vanderbilt, Mar 28, 2026  
 Assists: 1, Kent State, Feb 21, 2026; at Oklahoma, May 14, 2026



## 2026 Tennessee Baseball Individual Career History



### Reese Chapman

| Year         | avg         | gp-gs          | ab         | r          | h          | 2b        | 3b       | hr        | rbi        | tb         | slg%        | bb        | hbp       | so         | gdp      | ob%         | sf       | sh       | sb-att       | po         | a         | e        | fld%        |
|--------------|-------------|----------------|------------|------------|------------|-----------|----------|-----------|------------|------------|-------------|-----------|-----------|------------|----------|-------------|----------|----------|--------------|------------|-----------|----------|-------------|
| 2023         | .263        | 15-2           | 19         | 7          | 5          | 0         | 0        | 2         | 7          | 11         | .579        | 3         | 2         | 3          | 1        | .417        | 0        | 0        | 1-1          | 4          | 0         | 0        | 1.000       |
| 2024         | .274        | 50-32          | 106        | 22         | 29         | 5         | 0        | 7         | 31         | 55         | .519        | 17        | 7         | 38         | 3        | .398        | 3        | 1        | 2-2          | 33         | 0         | 1        | .971        |
| 2025         | .273        | 64-64          | 216        | 44         | 59         | 11        | 2        | 13        | 53         | 113        | .523        | 21        | 5         | 73         | 1        | .344        | 5        | 3        | 4-6          | 89         | 9         | 0        | 1.000       |
| 2026         | .316        | 55-55          | 196        | 51         | 62         | 19        | 1        | 10        | 44         | 113        | .577        | 31        | 5         | 41         | 2        | .422        | 0        | 1        | 7-7          | 89         | 4         | 2        | .979        |
| <b>TOTAL</b> | <b>.289</b> | <b>184-153</b> | <b>537</b> | <b>124</b> | <b>155</b> | <b>35</b> | <b>3</b> | <b>32</b> | <b>135</b> | <b>292</b> | <b>.544</b> | <b>72</b> | <b>19</b> | <b>155</b> | <b>7</b> | <b>.387</b> | <b>8</b> | <b>5</b> | <b>14-16</b> | <b>215</b> | <b>13</b> | <b>3</b> | <b>.987</b> |

**SINGLE-GAME HIGHS** [all-time ranking]:

Hits: 4 [t-6th], Tennessee Tech, Mar 26, 2024; at Oklahoma, May 16, 2026  
 Doubles: 2 [t-3rd], 4 times  
 Triples: 1 [t-1st], Bellarmine, Apr 15, 2025; at South Carolina, Mar 28, 2025; at Oklahoma, May 16, 2026  
 Home runs: 2 [t-6th], Bellarmine, Apr 16, 2024; Texas, May 10, 2026  
 Total bases: 8, 4 times  
 RBI: 6 [t-8th], Illinois, Mar 09, 2024; Texas, May 10, 2026  
 Runs scored: 3, 6 times  
 Walks: 2, 15 times  
 Hit by pitch: 1, 19 times  
 Struck out: 4 [t-2nd], Ole Miss, Apr 19, 2026; at Indiana, Jun 01, 2024; Vanderbilt, May 10, 2025  
 Sac flies: 1 [t-5th], 8 times  
 Sac bunts: 1 [t-10th], 5 times  
 At bats: 5, 19 times  
 Stolen bases: 2, Missouri, Mar 22, 2026  
 Caught stealing: 1 [t-1st], at Alabama, Mar 21, 2025; Miami (OH), May 30, 2025  
 Field chances: 6, at Vanderbilt, Mar 28, 2026; at Florida, May 03, 2024  
 Putouts: 6, at Florida, May 03, 2024  
 Assists: 1, 13 times

### Levi Clark

| Year         | avg         | gp-gs         | ab         | r         | h         | 2b        | 3b       | hr        | rbi       | tb         | slg%        | bb        | hbp       | so        | gdp      | ob%         | sf       | sh       | sb-att     | po         | a         | e        | fld%        |
|--------------|-------------|---------------|------------|-----------|-----------|-----------|----------|-----------|-----------|------------|-------------|-----------|-----------|-----------|----------|-------------|----------|----------|------------|------------|-----------|----------|-------------|
| 2025         | .289        | 51-38         | 128        | 30        | 37        | 9         | 0        | 10        | 34        | 76         | .594        | 35        | 7         | 39        | 2        | .459        | 2        | 0        | 1-1        | 25         | 3         | 1        | .966        |
| 2026         | .234        | 51-50         | 175        | 41        | 41        | 12        | 0        | 13        | 43        | 92         | .526        | 26        | 9         | 38        | 2        | .355        | 4        | 0        | 2-2        | 382        | 35        | 1        | .998        |
| <b>TOTAL</b> | <b>.257</b> | <b>102-88</b> | <b>303</b> | <b>71</b> | <b>78</b> | <b>21</b> | <b>0</b> | <b>23</b> | <b>77</b> | <b>168</b> | <b>.554</b> | <b>61</b> | <b>16</b> | <b>77</b> | <b>4</b> | <b>.402</b> | <b>6</b> | <b>0</b> | <b>3-3</b> | <b>407</b> | <b>38</b> | <b>2</b> | <b>.996</b> |

**SINGLE-GAME HIGHS** [all-time ranking]:

Hits: 3, 6 times  
 Doubles: 1, 21 times  
 Home runs: 2 [t-6th], Ole Miss, Apr 19, 2026; at Kentucky, May 03, 2026  
 Total bases: 10, Ole Miss, Apr 19, 2026; at Kentucky, May 03, 2026  
 RBI: 5, at Kentucky, May 03, 2026  
 Runs scored: 3, 5 times  
 Walks: 3 [t-6th], North Alabama, Feb 25, 2025; St. Bonaventure, Mar 08, 2025  
 Hit by pitch: 2 [t-3rd], Wake Forest, Jun 02, 2025  
 Struck out: 3, at Alabama, Mar 21, 2025  
 Sac flies: 1 [t-5th], 6 times  
 At bats: 6 [t-7th], at Vanderbilt, Mar 29, 2026  
 Stolen bases: 1, St. Bonaventure, Mar 07, 2025; at Vanderbilt, Mar 27, 2026; Austin Peay, Mar 31, 2026  
 Field chances: 14, LSU, Apr 03, 2026; at Mississippi State, Apr 10, 2026  
 Putouts: 14, at Mississippi State, Apr 10, 2026  
 Assists: 3, at Mississippi State, Apr 12, 2026  
 Runners CS: 1, vs Virginia Tech, Mar 01, 2026



## 2026 Tennessee Baseball Individual Career History



### Chandler Day

| Year  | avg  | gp-gs | ab | r | h | 2b | 3b | hr | rbi | tb | slg% | bb | hbp | so | gdp | ob%  | sf | sh | sb-att | po | a | e | fld%  |
|-------|------|-------|----|---|---|----|----|----|-----|----|------|----|-----|----|-----|------|----|----|--------|----|---|---|-------|
| 2026  | .000 | 0-0   | 0  | 0 | 0 | 0  | 0  | 0  | 0   | 0  | .000 | 0  | 0   | 0  | 0   | .000 | 0  | 0  | 0-0    | 1  | 1 | 0 | 1.000 |
| TOTAL | .000 | 0-0   | 0  | 0 | 0 | 0  | 0  | 0  | 0   | 0  | .000 | 0  | 0   | 0  | 0   | .000 | 0  | 0  | 0-0    | 1  | 1 | 0 | 1.000 |

| Year  | era  | w-l | app | gs | cg | sho | sv | ip   | h  | r  | er | bb | so | 2b | 3b | hr | bf | bavg | wp | hbp | bk | sfa | sha |
|-------|------|-----|-----|----|----|-----|----|------|----|----|----|----|----|----|----|----|----|------|----|-----|----|-----|-----|
| 2026  | 7.15 | 0-2 | 13  | 1  | 0  | 0/1 | 0  | 11.1 | 15 | 14 | 9  | 5  | 12 | 2  | 0  | 3  | 53 | .319 | 1  | 0   | 0  | 1   | 0   |
| TOTAL | 7.15 | 0-2 | 13  | 1  | 0  | 0/1 | 0  | 11.1 | 15 | 14 | 9  | 5  | 12 | 2  | 0  | 3  | 53 | .319 | 1  | 0   | 0  | 1   | 0   |

SINGLE-GAME HIGHS [all-time ranking]:  
 Innings pitched: 3.0, Texas, May 10, 2026  
 Walks allowed: 4 [t-5th], at Oklahoma, May 16, 2026  
 Strikeouts: 3, Ole Miss, Apr 17, 2026; Texas, May 10, 2026  
 Batters faced: 13, Texas, May 10, 2026  
 Field chances: 1, Austin Peay, Mar 31, 2026; Texas, May 10, 2026  
 Putouts: 1, Austin Peay, Mar 31, 2026  
 Assists: 1, Texas, May 10, 2026  
 Runners CS: 1, Presbyterian, May 05, 2026

### Sawyer Deering

| Year  | avg  | gp-gs | ab | r | h | 2b | 3b | hr | rbi | tb | slg% | bb | hbp | so | gdp | ob%  | sf | sh | sb-att | po | a | e | fld%  |
|-------|------|-------|----|---|---|----|----|----|-----|----|------|----|-----|----|-----|------|----|----|--------|----|---|---|-------|
| 2026  | .000 | 0-0   | 0  | 0 | 0 | 0  | 0  | 0  | 0   | 0  | .000 | 0  | 0   | 0  | 0   | .000 | 0  | 0  | 0-0    | 1  | 0 | 0 | 1.000 |
| TOTAL | .000 | 0-0   | 0  | 0 | 0 | 0  | 0  | 0  | 0   | 0  | .000 | 0  | 0   | 0  | 0   | .000 | 0  | 0  | 0-0    | 1  | 0 | 0 | 1.000 |

| Year  | era  | w-l | app | gs | cg | sho | sv | ip  | h | r | er | bb | so | 2b | 3b | hr | bf | bavg | wp | hbp | bk | sfa | sha |
|-------|------|-----|-----|----|----|-----|----|-----|---|---|----|----|----|----|----|----|----|------|----|-----|----|-----|-----|
| 2026  | 6.75 | 0-0 | 10  | 0  | 0  | 0/1 | 0  | 6.2 | 6 | 6 | 5  | 3  | 5  | 1  | 1  | 2  | 30 | .231 | 0  | 1   | 1  | 0   | 0   |
| TOTAL | 6.75 | 0-0 | 10  | 0  | 0  | 0/1 | 0  | 6.2 | 6 | 6 | 5  | 3  | 5  | 1  | 1  | 2  | 30 | .231 | 0  | 1   | 1  | 0   | 0   |

SINGLE-GAME HIGHS [all-time ranking]:  
 Innings pitched: 1.1, Eastern Kentucky, Mar 17, 2026  
 Walks allowed: 1, Bellarmine, Feb 24, 2026; vs UCLA, Feb 27, 2026; Tennessee Tech, Mar 10, 2026  
 Strikeouts: 2, Eastern Kentucky, Mar 17, 2026  
 Batters faced: 5, Bellarmine, Feb 24, 2026  
 Field chances: 1, Bellarmine, Feb 24, 2026  
 Putouts: 1, Bellarmine, Feb 24, 2026



## 2026 Tennessee Baseball Individual Career History



### Nate Eisfelder

| Year         | avg         | gp-gs       | ab        | r        | h        | 2b       | 3b       | hr       | rbi      | tb        | slg%        | bb       | hbp      | so       | gdp      | ob%         | sf       | sh       | sb-att     | po       | a        | e        | fld%         |
|--------------|-------------|-------------|-----------|----------|----------|----------|----------|----------|----------|-----------|-------------|----------|----------|----------|----------|-------------|----------|----------|------------|----------|----------|----------|--------------|
| 2026         | .250        | 15-2        | 16        | 4        | 4        | 0        | 0        | 2        | 7        | 10        | .625        | 6        | 1        | 5        | 0        | .478        | 0        | 0        | 0-0        | 6        | 0        | 0        | 1.000        |
| <b>TOTAL</b> | <b>.250</b> | <b>15-2</b> | <b>16</b> | <b>4</b> | <b>4</b> | <b>0</b> | <b>0</b> | <b>2</b> | <b>7</b> | <b>10</b> | <b>.625</b> | <b>6</b> | <b>1</b> | <b>5</b> | <b>0</b> | <b>.478</b> | <b>0</b> | <b>0</b> | <b>0-0</b> | <b>6</b> | <b>0</b> | <b>0</b> | <b>1.000</b> |

**SINGLE-GAME HIGHS** [all-time ranking]:

- Hits: 1, 4 times
- Home runs: 1, West Georgia, Apr 28, 2026; Tennessee Tech, Mar 10, 2026
- Total bases: 4, West Georgia, Apr 28, 2026; Tennessee Tech, Mar 10, 2026
- RBI: 4, Tennessee Tech, Mar 10, 2026
- Runs scored: 1, 4 times
- Walks: 2, UNC Asheville, Apr 14, 2026; Nicholls, Feb 14, 2026
- Hit by pitch: 1, at Oklahoma, May 16, 2026
- Struck out: 1, 5 times
- At bats: 2, 4 times
- Field chances: 3, West Georgia, Apr 28, 2026
- Putouts: 3, West Georgia, Apr 28, 2026

### Henry Ford

| Year         | avg         | gp-gs        | ab         | r         | h         | 2b        | 3b       | hr        | rbi       | tb         | slg%        | bb        | hbp      | so        | gdp      | ob%         | sf       | sh       | sb-att     | po        | a         | e        | fld%        |
|--------------|-------------|--------------|------------|-----------|-----------|-----------|----------|-----------|-----------|------------|-------------|-----------|----------|-----------|----------|-------------|----------|----------|------------|-----------|-----------|----------|-------------|
| 2024*        | .336        | 61-61        | 253        | 60        | 85        | 13        | 1        | 17        | 69        | 151        | .597        | 29        | 5        | 53        | 4        | .409        | 4        | 0        | 3-6        | 428       | 24        | 3        | .993        |
| 2025*        | .362        | 50-50        | 207        | 42        | 75        | 9         | 1        | 11        | 46        | 119        | .575        | 21        | 1        | 30        | 4        | .420        | 2        | 0        | 4-10       | 200       | 10        | 1        | .995        |
| 2026         | .293        | 54-54        | 225        | 47        | 66        | 13        | 0        | 18        | 53        | 133        | .591        | 25        | 0        | 45        | 4        | .361        | 2        | 0        | 3-5        | 29        | 79        | 5        | .956        |
| <b>TOTAL</b> | <b>.293</b> | <b>54-54</b> | <b>225</b> | <b>47</b> | <b>66</b> | <b>13</b> | <b>0</b> | <b>18</b> | <b>53</b> | <b>133</b> | <b>.591</b> | <b>25</b> | <b>0</b> | <b>45</b> | <b>4</b> | <b>.361</b> | <b>2</b> | <b>0</b> | <b>3-5</b> | <b>29</b> | <b>79</b> | <b>5</b> | <b>.956</b> |
| All*         | .330        | 165-165      | 685        | 149       | 226       | 35        | 2        | 46        | 168       | 403        | .588        | 75        | 6        | 128       | 12       | .397        | 8        | 0        | 10-21      | 657       | 113       | 9        | .988        |

\* Statistics from prior team/school

**SINGLE-GAME HIGHS** [all-time ranking]:

- Hits: 4 [t-6th], Ole Miss, Apr 19, 2026
- Doubles: 2 [t-3rd], at Kentucky, May 03, 2026
- Home runs: 1, 18 times
- Total bases: 8, Ole Miss, Apr 19, 2026
- RBI: 5, Tennessee Tech, Mar 10, 2026
- Runs scored: 3, UNC Asheville, Apr 14, 2026
- Walks: 3 [t-6th], UNC Asheville, Apr 14, 2026
- Struck out: 3, at Vanderbilt, Mar 29, 2026; Texas, May 10, 2026
- Sac flies: 1 [t-5th], LSU, Apr 05, 2026; Lipscomb, Apr 21, 2026
- At bats: 6 [t-7th], at Vanderbilt, Mar 28, 2026
- Stolen bases: 1, Kent State, Feb 22, 2026; Bellarmine, Feb 24, 2026; Oakland, Mar 04, 2026
- Caught stealing: 1 [t-1st], at Georgia, Mar 13, 2026; at Vanderbilt, Mar 27, 2026
- Field chances: 6, Alabama, Apr 24, 2026; Kent State, Feb 20, 2026
- Putouts: 3, at Oklahoma, May 14, 2026
- Assists: 6, Alabama, Apr 24, 2026; Kent State, Feb 20, 2026



## 2026 Tennessee Baseball Individual Career History



### Brady Frederick

| Year  | avg  | gp-gs | ab | r | h | 2b | 3b | hr | rbi | tb | slg% | bb | hbp | so | gdp | ob%  | sf | sh | sb-att | po | a  | e | fld%  |
|-------|------|-------|----|---|---|----|----|----|-----|----|------|----|-----|----|-----|------|----|----|--------|----|----|---|-------|
| 2024* | .000 | 7-0   | 0  | 0 | 0 | 0  | 0  | 0  | 0   | 0  | .000 | 0  | 0   | 0  | 0   | .000 | 0  | 0  | 0-0    | 0  | 1  | 0 | 1.000 |
| 2025* | .000 | 24-0  | 0  | 0 | 0 | 0  | 0  | 0  | 0   | 0  | .000 | 0  | 0   | 0  | 0   | .000 | 0  | 0  | 0-0    | 10 | 6  | 3 | .842  |
| 2026  | .000 | 0-0   | 0  | 0 | 0 | 0  | 0  | 0  | 0   | 0  | .000 | 0  | 0   | 0  | 0   | .000 | 0  | 0  | 0-0    | 5  | 3  | 0 | 1.000 |
| TOTAL | .000 | 0-0   | 0  | 0 | 0 | 0  | 0  | 0  | 0   | 0  | .000 | 0  | 0   | 0  | 0   | .000 | 0  | 0  | 0-0    | 5  | 3  | 0 | 1.000 |
| All*  | .000 | 31-0  | 0  | 0 | 0 | 0  | 0  | 0  | 0   | 0  | .000 | 0  | 0   | 0  | 0   | .000 | 0  | 0  | 0-0    | 15 | 10 | 3 | .893  |

| Year  | era   | w-l  | app | gs | cg | sho | sv | ip    | h  | r  | er | bb | so  | 2b | 3b | hr | bf  | bavg | wp | hbp | bk | sfa | sha |
|-------|-------|------|-----|----|----|-----|----|-------|----|----|----|----|-----|----|----|----|-----|------|----|-----|----|-----|-----|
| 2024* | 10.80 | 0-0  | 7   | 0  | 0  | 0/0 | 0  | 5.0   | 9  | 11 | 6  | 3  | 3   | 2  | 0  | 1  | 29  | .360 | 0  | 1   | 0  | 0   | 0   |
| 2025* | 2.67  | 8-2  | 24  | 0  | 0  | 0/0 | 4  | 77.2  | 50 | 25 | 23 | 19 | 76  | 15 | 0  | 8  | 305 | .183 | 1  | 9   | 2  | 3   | 1   |
| 2026  | 4.06  | 4-1  | 26  | 0  | 0  | 0/1 | 0  | 31.0  | 27 | 16 | 14 | 10 | 34  | 3  | 1  | 4  | 133 | .239 | 1  | 7   | 0  | 2   | 1   |
| TOTAL | 4.06  | 4-1  | 26  | 0  | 0  | 0/1 | 0  | 31.0  | 27 | 16 | 14 | 10 | 34  | 3  | 1  | 4  | 133 | .239 | 1  | 7   | 0  | 2   | 1   |
| All*  | 3.40  | 12-3 | 57  | 0  | 0  | 0/1 | 4  | 113.2 | 86 | 52 | 43 | 32 | 113 | 20 | 1  | 13 | 467 | .209 | 2  | 17  | 2  | 5   | 2   |

\* Statistics from prior team/school

**SINGLE-GAME HIGHS** [all-time ranking]:

Innings pitched: 3.1, Northern Kentucky, Apr 07, 2026

Walks allowed: 2, at Vanderbilt, Mar 28, 2026

Strikeouts: 5, Kent State, Feb 22, 2026

Batters faced: 12, Kent State, Feb 22, 2026

Field chances: 2, Northern Kentucky, Apr 07, 2026; ETSU, Mar 03, 2026

Putouts: 2, Northern Kentucky, Apr 07, 2026

Assists: 1, ETSU, Mar 03, 2026; Missouri, Mar 20, 2026; Austin Peay, Mar 31, 2026

Runners CS: 1, vs Arizona State, Feb 28, 2026; USC Upstate, Mar 24, 2026; at Vanderbilt, Mar 28, 2026

### Blake Grimmer

| Year  | avg  | gp-gs | ab  | r  | h  | 2b | 3b | hr | rbi | tb  | slg% | bb | hbp | so | gdp | ob%  | sf | sh | sb-att | po  | a  | e | fld%  |
|-------|------|-------|-----|----|----|----|----|----|-----|-----|------|----|-----|----|-----|------|----|----|--------|-----|----|---|-------|
| 2025  | .318 | 27-9  | 44  | 14 | 14 | 0  | 0  | 4  | 15  | 26  | .591 | 10 | 2   | 10 | 0   | .464 | 0  | 0  | 1-1    | 1   | 3  | 0 | 1.000 |
| 2026  | .285 | 44-44 | 165 | 42 | 47 | 7  | 0  | 12 | 33  | 90  | .545 | 27 | 3   | 52 | 3   | .391 | 2  | 0  | 1-1    | 165 | 57 | 4 | .982  |
| TOTAL | .292 | 71-53 | 209 | 56 | 61 | 7  | 0  | 16 | 48  | 116 | .555 | 37 | 5   | 62 | 3   | .407 | 2  | 0  | 2-2    | 166 | 60 | 4 | .983  |

**SINGLE-GAME HIGHS** [all-time ranking]:

Hits: 4 [t-6th], Ole Miss, Apr 19, 2026

Doubles: 2 [t-3rd], Oakland, Mar 04, 2026

Home runs: 3 [t-1st], Ole Miss, Apr 19, 2026

Total bases: 13 [t-2nd], Ole Miss, Apr 19, 2026

RBI: 6 [t-8th], Ole Miss, Apr 19, 2026

Runs scored: 3, Northern Kentucky, Apr 07, 2026; Ole Miss, Apr 19, 2026; at Vanderbilt, Mar 29, 2026

Walks: 2, 13 times

Hit by pitch: 1, 5 times

Struck out: 5 [1st], at Vanderbilt, Mar 28, 2026

Sac flies: 1 [t-5th], Lipscomb, Apr 21, 2026; at Oklahoma, May 16, 2026

At bats: 7 [t-1st], at Vanderbilt, Mar 28, 2026

Stolen bases: 1, Bellarmine, Apr 15, 2025; Oakland, Mar 04, 2026

Field chances: 14, Wright State, Mar 07, 2026; at Vanderbilt, Mar 29, 2026

Putouts: 14, Wright State, Mar 07, 2026

Assists: 7 [t-4th], Lipscomb, Apr 21, 2026



## 2026 Tennessee Baseball Individual Career History



### Trent Grindlinger

| Year  | avg  | gp-gs | ab  | r  | h  | 2b | 3b | hr | rbi | tb | slg% | bb | hbp | so | gdp | ob%  | sf | sh | sb-att | po | a | e | fld%  |
|-------|------|-------|-----|----|----|----|----|----|-----|----|------|----|-----|----|-----|------|----|----|--------|----|---|---|-------|
| 2026  | .357 | 39-32 | 126 | 23 | 45 | 7  | 1  | 8  | 28  | 78 | .619 | 13 | 4   | 23 | 3   | .434 | 0  | 3  | 1-3    | 39 | 2 | 0 | 1.000 |
| TOTAL | .357 | 39-32 | 126 | 23 | 45 | 7  | 1  | 8  | 28  | 78 | .619 | 13 | 4   | 23 | 3   | .434 | 0  | 3  | 1-3    | 39 | 2 | 0 | 1.000 |

**SINGLE-GAME HIGHS [all-time ranking]:**

- Hits: 4 [t-6th], Texas, May 09, 2026
- Doubles: 1, 7 times
- Triples: 1 [t-1st], Eastern Kentucky, Mar 17, 2026
- Home runs: 1, 7 times
- Total bases: 8, Texas, May 09, 2026
- RBI: 5, at Vanderbilt, Mar 29, 2026
- Runs scored: 2, 6 times
- Walks: 2, Alabama, Apr 24, 2026
- Hit by pitch: 1, 4 times
- Struck out: 3, Presbyterian, May 05, 2026; at Oklahoma, May 15, 2026
- Sac bunts: 2 [t-2nd], at Kentucky, May 03, 2026
- At bats: 5, 7 times
- Stolen bases: 1, at Oklahoma, May 15, 2026
- Caught stealing: 1 [t-1st], Eastern Kentucky, Mar 17, 2026; Belmont, May 12, 2026
- Field chances: 15, Oakland, Mar 04, 2026
- Putouts: 14, Oakland, Mar 04, 2026
- Assists: 1, Oakland, Mar 04, 2026; USC Upstate, Mar 24, 2026
- Runners CS: 1, USC Upstate, Mar 24, 2026

### Will Haas

| Year  | avg  | gp-gs | ab | r | h | 2b | 3b | hr | rbi | tb | slg% | bb | hbp | so | gdp | ob%  | sf | sh | sb-att | po | a | e | fld%  |
|-------|------|-------|----|---|---|----|----|----|-----|----|------|----|-----|----|-----|------|----|----|--------|----|---|---|-------|
| 2026  | .000 | 0-0   | 0  | 0 | 0 | 0  | 0  | 0  | 0   | 0  | .000 | 0  | 0   | 0  | 0   | .000 | 0  | 0  | 0-0    | 0  | 2 | 0 | 1.000 |
| TOTAL | .000 | 0-0   | 0  | 0 | 0 | 0  | 0  | 0  | 0   | 0  | .000 | 0  | 0   | 0  | 0   | .000 | 0  | 0  | 0-0    | 0  | 2 | 0 | 1.000 |

| Year  | era  | w-l | app | gs | cg | sho | sv | ip   | h  | r | er | bb | so | 2b | 3b | hr | bf | bavg | wp | hbp | bk | sfa | sha |
|-------|------|-----|-----|----|----|-----|----|------|----|---|----|----|----|----|----|----|----|------|----|-----|----|-----|-----|
| 2026  | 5.91 | 0-0 | 13  | 0  | 0  | 0/1 | 0  | 10.2 | 11 | 7 | 7  | 4  | 16 | 2  | 0  | 2  | 48 | .262 | 1  | 2   | 0  | 0   | 0   |
| TOTAL | 5.91 | 0-0 | 13  | 0  | 0  | 0/1 | 0  | 10.2 | 11 | 7 | 7  | 4  | 16 | 2  | 0  | 2  | 48 | .262 | 1  | 2   | 0  | 0   | 0   |

**SINGLE-GAME HIGHS [all-time ranking]:**

- Innings pitched: 2.0, at Oklahoma, May 16, 2026
- Walks allowed: 1, 4 times
- Strikeouts: 4, at Oklahoma, May 16, 2026
- Batters faced: 10, at Oklahoma, May 16, 2026
- Field chances: 1, UNC Asheville, Apr 14, 2026; Texas, May 10, 2026
- Assists: 1, UNC Asheville, Apr 14, 2026; Texas, May 10, 2026
- Runners CS: 1, UNC Asheville, Apr 14, 2026



## 2026 Tennessee Baseball Individual Career History



### Evan Hankins

| Year         | avg         | gp-gs      | ab       | r        | h        | 2b       | 3b       | hr       | rbi      | tb       | slg%        | bb       | hbp      | so       | gdp      | ob%         | sf       | sh       | sb-att     | po        | a        | e        | fld%         |
|--------------|-------------|------------|----------|----------|----------|----------|----------|----------|----------|----------|-------------|----------|----------|----------|----------|-------------|----------|----------|------------|-----------|----------|----------|--------------|
| 2026         | .000        | 5-1        | 6        | 1        | 0        | 0        | 0        | 0        | 0        | 0        | .000        | 1        | 0        | 3        | 0        | .143        | 0        | 0        | 0-0        | 14        | 1        | 0        | 1.000        |
| <b>TOTAL</b> | <b>.000</b> | <b>5-1</b> | <b>6</b> | <b>1</b> | <b>0</b> | <b>0</b> | <b>0</b> | <b>0</b> | <b>0</b> | <b>0</b> | <b>.000</b> | <b>1</b> | <b>0</b> | <b>3</b> | <b>0</b> | <b>.143</b> | <b>0</b> | <b>0</b> | <b>0-0</b> | <b>14</b> | <b>1</b> | <b>0</b> | <b>1.000</b> |

**SINGLE-GAME HIGHS [all-time ranking]:**

Runs scored: 1, Nicholls, Feb 14, 2026

Walks: 1, Nicholls, Feb 14, 2026

Struck out: 2, Nicholls, Feb 14, 2026

At bats: 2, Nicholls, Feb 14, 2026; Oakland, Mar 04, 2026

Field chances: 5, Nicholls, Feb 14, 2026; Oakland, Mar 04, 2026; Tennessee Tech, Mar 10, 2026

Putouts: 5, Oakland, Mar 04, 2026; Tennessee Tech, Mar 10, 2026

Assists: 1, Nicholls, Feb 14, 2026

### Hunter High

| Year         | avg         | gp-gs       | ab        | r         | h         | 2b       | 3b       | hr       | rbi       | tb        | slg%        | bb       | hbp      | so        | gdp      | ob%         | sf       | sh       | sb-att     | po        | a        | e        | fld%         |
|--------------|-------------|-------------|-----------|-----------|-----------|----------|----------|----------|-----------|-----------|-------------|----------|----------|-----------|----------|-------------|----------|----------|------------|-----------|----------|----------|--------------|
| 2024         | .385        | 11-0        | 13        | 6         | 5         | 3        | 0        | 0        | 1         | 8         | .615        | 1        | 0        | 3         | 0        | .429        | 0        | 0        | 0-0        | 1         | 0        | 0        | 1.000        |
| 2025         | .333        | 16-0        | 9         | 5         | 3         | 0        | 0        | 1        | 4         | 6         | .667        | 5        | 1        | 5         | 0        | .600        | 0        | 0        | 1-1        | 6         | 0        | 0        | 1.000        |
| 2026         | .308        | 13-1        | 13        | 3         | 4         | 0        | 1        | 1        | 5         | 9         | .692        | 1        | 0        | 2         | 1        | .333        | 1        | 0        | 0-0        | 14        | 3        | 0        | 1.000        |
| <b>TOTAL</b> | <b>.343</b> | <b>40-1</b> | <b>35</b> | <b>14</b> | <b>12</b> | <b>3</b> | <b>1</b> | <b>2</b> | <b>10</b> | <b>23</b> | <b>.657</b> | <b>7</b> | <b>1</b> | <b>10</b> | <b>1</b> | <b>.455</b> | <b>1</b> | <b>0</b> | <b>1-1</b> | <b>21</b> | <b>3</b> | <b>0</b> | <b>1.000</b> |

**SINGLE-GAME HIGHS [all-time ranking]:**

Hits: 2, Illinois, Mar 09, 2024

Doubles: 2 [t-3rd], Illinois, Mar 09, 2024

Triples: 1 [t-1st], Austin Peay, Mar 31, 2026

Home runs: 1, Hofstra, Feb 14, 2025; Belmont, May 12, 2026

Total bases: 4, Hofstra, Feb 14, 2025; Illinois, Mar 09, 2024; Belmont, May 12, 2026

RBI: 3, Hofstra, Feb 14, 2025

Runs scored: 2, Alabama State, Apr 08, 2025; Bellarmine, Apr 16, 2024; Illinois, Mar 09, 2024

Walks: 2, Alabama State, Apr 08, 2025

Hit by pitch: 1, Queens, Mar 25, 2025

Struck out: 1, 10 times

Sac flies: 1 [t-5th], Bellarmine, Feb 24, 2026

At bats: 3, Bellarmine, Feb 24, 2026

Stolen bases: 1, Queens, Mar 25, 2025

Field chances: 8, Bellarmine, Feb 24, 2026

Putouts: 7, Bellarmine, Feb 24, 2026

Assists: 2, Austin Peay, Mar 31, 2026



## 2026 Tennessee Baseball Individual Career History



### Mark Hindy

| Year  | avg  | gp-gs | ab | r | h | 2b | 3b | hr | rbi | tb | slg% | bb | hbp | so | gdp | ob%  | sf | sh | sb-att | po | a  | e | fld%  |
|-------|------|-------|----|---|---|----|----|----|-----|----|------|----|-----|----|-----|------|----|----|--------|----|----|---|-------|
| 2022* | .000 | 1-0   | 0  | 0 | 0 | 0  | 0  | 0  | 0   | 0  | .000 | 0  | 0   | 0  | 0   | .000 | 0  | 0  | 0-0    | 0  | 0  | 0 | .000  |
| 2024* | .000 | 19-0  | 0  | 0 | 0 | 0  | 0  | 0  | 0   | 0  | .000 | 0  | 0   | 0  | 0   | .000 | 0  | 0  | 0-0    | 3  | 15 | 0 | 1.000 |
| 2025* | .000 | 26-0  | 0  | 0 | 0 | 0  | 0  | 0  | 0   | 0  | .000 | 0  | 0   | 0  | 0   | .000 | 0  | 0  | 0-0    | 0  | 3  | 0 | 1.000 |
| 2026  | .000 | 0-0   | 0  | 0 | 0 | 0  | 0  | 0  | 0   | 0  | .000 | 0  | 0   | 0  | 0   | .000 | 0  | 0  | 0-0    | 0  | 1  | 0 | 1.000 |
| TOTAL | .000 | 0-0   | 0  | 0 | 0 | 0  | 0  | 0  | 0   | 0  | .000 | 0  | 0   | 0  | 0   | .000 | 0  | 0  | 0-0    | 0  | 1  | 0 | 1.000 |
| All*  | .000 | 46-0  | 0  | 0 | 0 | 0  | 0  | 0  | 0   | 0  | .000 | 0  | 0   | 0  | 0   | .000 | 0  | 0  | 0-0    | 3  | 19 | 0 | 1.000 |

| Year  | era   | w-l | app | gs | cq | sho | sv | ip   | h  | r  | er | bb | so  | 2b | 3b | hr | bf  | bavg | wp | hbp | bk | sfa | sha |
|-------|-------|-----|-----|----|----|-----|----|------|----|----|----|----|-----|----|----|----|-----|------|----|-----|----|-----|-----|
| 2022* | 99.00 | 0-0 | 1   | 0  | 0  | 0/0 | 0  | 0.0  | 0  | 4  | 4  | 4  | 0   | 0  | 0  | 0  | 4   | .000 | 1  | 0   | 0  | 0   | 0   |
| 2024* | 3.75  | 5-3 | 19  | 0  | 0  | 0/2 | 1  | 60.0 | 56 | 31 | 25 | 20 | 73  | 5  | 1  | 1  | 266 | .239 | 8  | 7   | 0  | 2   | 3   |
| 2025* | 4.66  | 1-0 | 26  | 0  | 0  | 0/1 | 0  | 29.0 | 24 | 15 | 15 | 15 | 38  | 6  | 0  | 3  | 128 | .224 | 1  | 4   | 0  | 1   | 1   |
| 2026  | 7.84  | 2-0 | 16  | 0  | 0  | 0/0 | 0  | 10.1 | 8  | 9  | 9  | 7  | 7   | 0  | 0  | 1  | 49  | .222 | 0  | 4   | 0  | 1   | 1   |
| TOTAL | 7.84  | 2-0 | 16  | 0  | 0  | 0/0 | 0  | 10.1 | 8  | 9  | 9  | 7  | 7   | 0  | 0  | 1  | 49  | .222 | 0  | 4   | 0  | 1   | 1   |
| All*  | 4.80  | 8-3 | 62  | 0  | 0  | 0/3 | 1  | 99.1 | 88 | 59 | 53 | 46 | 118 | 11 | 1  | 5  | 447 | .233 | 10 | 15  | 0  | 4   | 5   |

\* Statistics from prior team/school

**SINGLE-GAME HIGHS [all-time ranking]:**

Innings pitched: 1.1, Austin Peay, Mar 31, 2026  
 Walks allowed: 2, Northern Kentucky, Apr 07, 2026; at Oklahoma, May 16, 2026  
 Strikeouts: 1, 7 times  
 Batters faced: 5, 4 times  
 Field chances: 1, at Kentucky, May 01, 2026  
 Assists: 1, at Kentucky, May 01, 2026

### Brayden Krenzel

| Year  | avg  | gp-gs | ab | r | h | 2b | 3b | hr | rbi | tb | slg% | bb | hbp | so | gdp | ob%  | sf | sh | sb-att | po | a | e | fld%  |
|-------|------|-------|----|---|---|----|----|----|-----|----|------|----|-----|----|-----|------|----|----|--------|----|---|---|-------|
| 2025  | .000 | 0-0   | 0  | 0 | 0 | 0  | 0  | 0  | 0   | 0  | .000 | 0  | 0   | 0  | 0   | .000 | 0  | 0  | 0-0    | 2  | 6 | 0 | 1.000 |
| 2026  | .000 | 0-0   | 0  | 0 | 0 | 0  | 0  | 0  | 0   | 0  | .000 | 0  | 0   | 0  | 0   | .000 | 0  | 0  | 0-0    | 2  | 1 | 0 | 1.000 |
| TOTAL | .000 | 0-0   | 0  | 0 | 0 | 0  | 0  | 0  | 0   | 0  | .000 | 0  | 0   | 0  | 0   | .000 | 0  | 0  | 0-0    | 4  | 7 | 0 | 1.000 |

| Year  | era  | w-l | app | gs | cq | sho | sv | ip   | h  | r  | er | bb | so | 2b | 3b | hr | bf  | bavg | wp | hbp | bk | sfa | sha |
|-------|------|-----|-----|----|----|-----|----|------|----|----|----|----|----|----|----|----|-----|------|----|-----|----|-----|-----|
| 2025  | 4.68 | 3-0 | 21  | 2  | 0  | 0/0 | 0  | 32.2 | 35 | 18 | 17 | 19 | 41 | 6  | 1  | 3  | 146 | .287 | 1  | 4   | 0  | 1   | 0   |
| 2026  | 8.62 | 2-3 | 19  | 0  | 0  | 0/1 | 2  | 15.2 | 13 | 16 | 15 | 12 | 26 | 0  | 0  | 2  | 79  | .217 | 5  | 7   | 0  | 0   | 0   |
| TOTAL | 5.96 | 5-3 | 40  | 2  | 0  | 0/1 | 2  | 48.1 | 48 | 34 | 32 | 31 | 67 | 6  | 1  | 5  | 225 | .264 | 6  | 11  | 0  | 1   | 0   |

**SINGLE-GAME HIGHS [all-time ranking]:**

Innings pitched: 5.0, at South Carolina, Mar 30, 2025  
 Walks allowed: 4 [t-5th], at Arkansas, May 17, 2025  
 Strikeouts: 6, at Alabama, Mar 22, 2025  
 Batters faced: 21, at South Carolina, Mar 30, 2025  
 Field chances: 3, at Alabama, Mar 22, 2025  
 Putouts: 1, 4 times  
 Assists: 2, at Alabama, Mar 22, 2025  
 Runners CS: 1, West Georgia, Mar 11, 2025; Vanderbilt, May 11, 2025



## 2026 Tennessee Baseball Individual Career History



### Tegan Kuhns

| Year         | avg         | gp-gs      | ab       | r        | h        | 2b       | 3b       | hr       | rbi      | tb       | slg%        | bb       | hbp      | so       | gdp      | ob%         | sf       | sh       | sb-att     | po       | a        | e        | fld%        |
|--------------|-------------|------------|----------|----------|----------|----------|----------|----------|----------|----------|-------------|----------|----------|----------|----------|-------------|----------|----------|------------|----------|----------|----------|-------------|
| 2025         | .000        | 0-0        | 0        | 0        | 0        | 0        | 0        | 0        | 0        | 0        | .000        | 0        | 0        | 0        | 0        | .000        | 0        | 0        | 0-0        | 3        | 3        | 1        | .857        |
| 2026         | .000        | 0-0        | 0        | 0        | 0        | 0        | 0        | 0        | 0        | 0        | .000        | 0        | 0        | 0        | 0        | .000        | 0        | 0        | 0-0        | 6        | 0        | 2        | .750        |
| <b>TOTAL</b> | <b>.000</b> | <b>0-0</b> | <b>0</b> | <b>0</b> | <b>0</b> | <b>0</b> | <b>0</b> | <b>0</b> | <b>0</b> | <b>0</b> | <b>.000</b> | <b>0</b> | <b>0</b> | <b>0</b> | <b>0</b> | <b>.000</b> | <b>0</b> | <b>0</b> | <b>0-0</b> | <b>9</b> | <b>3</b> | <b>3</b> | <b>.800</b> |

| Year         | era         | w-l        | app       | gs        | cg       | sho        | sv       | ip           | h          | r         | er        | bb        | so         | 2b        | 3b       | hr        | bf         | bavg        | wp       | hbp      | bk       | sfa      | sha      |
|--------------|-------------|------------|-----------|-----------|----------|------------|----------|--------------|------------|-----------|-----------|-----------|------------|-----------|----------|-----------|------------|-------------|----------|----------|----------|----------|----------|
| 2025         | 5.40        | 2-4        | 15        | 10        | 0        | 0/0        | 0        | 36.2         | 43         | 27        | 22        | 16        | 40         | 4         | 2        | 5         | 169        | .285        | 0        | 2        | 1        | 0        | 0        |
| 2026         | 3.39        | 5-4        | 14        | 13        | 1        | 1/1        | 0        | 77.0         | 76         | 32        | 29        | 15        | 100        | 15        | 0        | 11        | 324        | .253        | 2        | 5        | 1        | 2        | 2        |
| <b>TOTAL</b> | <b>4.04</b> | <b>7-8</b> | <b>29</b> | <b>23</b> | <b>1</b> | <b>1/1</b> | <b>0</b> | <b>113.2</b> | <b>119</b> | <b>59</b> | <b>51</b> | <b>31</b> | <b>140</b> | <b>19</b> | <b>2</b> | <b>16</b> | <b>493</b> | <b>.264</b> | <b>2</b> | <b>7</b> | <b>2</b> | <b>2</b> | <b>2</b> |

**SINGLE-GAME HIGHS** [all-time ranking]:

Innings pitched: 8.0 [t-6th], Alabama, Apr 24, 2026  
 Walks allowed: 3, Texas A&M, Apr 05, 2025; Kent State, Feb 20, 2026; at Arkansas, May 17, 2025  
 Strikeouts: 15 [1st], Texas, May 08, 2026  
 Batters faced: 29, at Kentucky, May 01, 2026  
 Field chances: 4, Auburn, May 02, 2025  
 Putouts: 3, Auburn, May 02, 2025  
 Assists: 1, at Ole Miss, Apr 13, 2025; North Alabama, Feb 25, 2025; Auburn, May 02, 2025  
 Runners CS: 1, 5 times

### Stone Lawless

| Year         | avg         | gp-gs        | ab         | r         | h         | 2b       | 3b       | hr        | rbi       | tb        | slg%        | bb        | hbp      | so        | gdp      | ob%         | sf       | sh       | sb-att     | po         | a         | e        | fld%        |
|--------------|-------------|--------------|------------|-----------|-----------|----------|----------|-----------|-----------|-----------|-------------|-----------|----------|-----------|----------|-------------|----------|----------|------------|------------|-----------|----------|-------------|
| 2025         | .288        | 28-21        | 59         | 17        | 17        | 4        | 1        | 5         | 20        | 38        | .644        | 19        | 1        | 14        | 1        | .468        | 0        | 0        | 1-2        | 217        | 20        | 4        | .983        |
| 2026         | .225        | 37-33        | 102        | 20        | 23        | 4        | 0        | 6         | 17        | 45        | .441        | 17        | 7        | 26        | 2        | .367        | 2        | 3        | 1-2        | 306        | 25        | 2        | .994        |
| <b>TOTAL</b> | <b>.248</b> | <b>65-54</b> | <b>161</b> | <b>37</b> | <b>40</b> | <b>8</b> | <b>1</b> | <b>11</b> | <b>37</b> | <b>83</b> | <b>.516</b> | <b>36</b> | <b>8</b> | <b>40</b> | <b>3</b> | <b>.406</b> | <b>2</b> | <b>3</b> | <b>2-4</b> | <b>523</b> | <b>45</b> | <b>6</b> | <b>.990</b> |

**SINGLE-GAME HIGHS** [all-time ranking]:

Hits: 2, 9 times  
 Doubles: 1, 8 times  
 Triples: 1 [t-1st], Radford, Mar 04, 2025  
 Home runs: 2 [t-6th], Northern Kentucky, Apr 29, 2025; St. Bonaventure, Mar 09, 2025  
 Total bases: 8, Northern Kentucky, Apr 29, 2025; St. Bonaventure, Mar 09, 2025  
 RBI: 4, St. Bonaventure, Mar 09, 2025  
 Runs scored: 3, Lipscomb, Apr 21, 2026; UNC Asheville, Feb 17, 2026; Samford, Feb 23, 2025  
 Walks: 3 [t-6th], Nicholls, Feb 14, 2026; Hofstra, Feb 16, 2025; Queens, Mar 25, 2025  
 Hit by pitch: 1, 8 times  
 Struck out: 4 [t-2nd], at Alabama, Mar 21, 2025; at Oklahoma, May 14, 2026  
 Sac flies: 1 [t-5th], Missouri, Mar 22, 2026; Presbyterian, May 05, 2026  
 Sac bunts: 1 [t-10th], at Vanderbilt, Mar 28, 2026; Texas, May 08, 2026; Texas, May 09, 2026  
 At bats: 6 [t-7th], at Vanderbilt, Mar 28, 2026  
 Stolen bases: 1, UNC Asheville, Feb 17, 2026; Queens, Mar 25, 2025  
 Caught stealing: 1 [t-1st], Texas A&M, Apr 05, 2025; Missouri, Mar 21, 2026  
 Field chances: 19 [t-3rd], Texas, May 08, 2026  
 Putouts: 18 [t-2nd], Texas, May 08, 2026  
 Assists: 3, vs Arizona State, Feb 28, 2026; Florida, Mar 15, 2025; Presbyterian, May 05, 2026  
 Runners CS: 2 [t-1st], Florida, Mar 15, 2025; Florida, Mar 16, 2025; at Vanderbilt, Mar 27, 2026



## 2026 Tennessee Baseball Individual Career History



### Landon Mack

| Year  | avg  | gp-gs | ab | r | h | 2b | 3b | hr | rbi | tb | slg% | bb | hbp | so | gdp | ob%  | sf | sh | sb-att | po | a  | e | fld%  |
|-------|------|-------|----|---|---|----|----|----|-----|----|------|----|-----|----|-----|------|----|----|--------|----|----|---|-------|
| 2025* | .000 | 15-15 | 0  | 0 | 0 | 0  | 0  | 0  | 0   | 0  | .000 | 0  | 0   | 0  | 0   | .000 | 0  | 0  | 0-0    | 4  | 10 | 2 | .875  |
| 2026  | .000 | 0-0   | 0  | 0 | 0 | 0  | 0  | 0  | 0   | 0  | .000 | 0  | 0   | 0  | 0   | .000 | 0  | 0  | 0-0    | 2  | 8  | 0 | 1.000 |
| TOTAL | .000 | 0-0   | 0  | 0 | 0 | 0  | 0  | 0  | 0   | 0  | .000 | 0  | 0   | 0  | 0   | .000 | 0  | 0  | 0-0    | 2  | 8  | 0 | 1.000 |
| All*  | .000 | 15-15 | 0  | 0 | 0 | 0  | 0  | 0  | 0   | 0  | .000 | 0  | 0   | 0  | 0   | .000 | 0  | 0  | 0-0    | 6  | 18 | 2 | .923  |

| Year  | era  | w-l  | app | gs | cg | sho | sv | ip    | h   | r  | er | bb | so  | 2b | 3b | hr | bf  | bavg | wp | hbp | bk | sfa | sha |
|-------|------|------|-----|----|----|-----|----|-------|-----|----|----|----|-----|----|----|----|-----|------|----|-----|----|-----|-----|
| 2025* | 4.03 | 6-5  | 15  | 15 | 0  | 0/2 | 0  | 80.1  | 81  | 39 | 36 | 17 | 70  | 9  | 1  | 10 | 340 | .266 | 6  | 11  | 1  | 3   | 4   |
| 2026  | 4.67 | 4-4  | 12  | 12 | 0  | 0/0 | 0  | 61.2  | 67  | 34 | 32 | 25 | 77  | 10 | 0  | 11 | 275 | .279 | 2  | 7   | 2  | 1   | 2   |
| TOTAL | 4.67 | 4-4  | 12  | 12 | 0  | 0/0 | 0  | 61.2  | 67  | 34 | 32 | 25 | 77  | 10 | 0  | 11 | 275 | .279 | 2  | 7   | 2  | 1   | 2   |
| All*  | 4.31 | 10-9 | 27  | 27 | 0  | 0/2 | 0  | 142.0 | 148 | 73 | 68 | 42 | 147 | 19 | 1  | 21 | 615 | .272 | 8  | 18  | 3  | 4   | 6   |

\* Statistics from prior team/school

**SINGLE-GAME HIGHS [all-time ranking]:**

Innings pitched: 7.0, LSU, Apr 03, 2026  
 Walks allowed: 4 [t-5th], Alabama, Apr 23, 2026; Wright State, Mar 07, 2026; at Georgia, Mar 14, 2026  
 Strikeouts: 11, Kent State, Feb 21, 2026  
 Batters faced: 28, Kent State, Feb 21, 2026  
 Field chances: 3, Nicholls, Feb 14, 2026  
 Putouts: 1, Nicholls, Feb 14, 2026; Missouri, Mar 21, 2026  
 Assists: 2, Nicholls, Feb 14, 2026; Wright State, Mar 07, 2026  
 Runners CS: 1, at Georgia, Mar 14, 2026; at Kentucky, May 03, 2026

### Manny Marin

| Year  | avg  | gp-gs  | ab  | r  | h  | 2b | 3b | hr | rbi | tb  | slg% | bb | hbp | so | gdp | ob%  | sf | sh | sb-att | po | a   | e | fld% |
|-------|------|--------|-----|----|----|----|----|----|-----|-----|------|----|-----|----|-----|------|----|----|--------|----|-----|---|------|
| 2025  | .283 | 58-45  | 152 | 23 | 43 | 9  | 0  | 3  | 23  | 61  | .401 | 12 | 7   | 35 | 1   | .356 | 3  | 3  | 2-3    | 26 | 67  | 5 | .949 |
| 2026  | .300 | 51-48  | 180 | 34 | 54 | 9  | 1  | 9  | 42  | 92  | .511 | 11 | 4   | 37 | 5   | .347 | 4  | 2  | 5-5    | 69 | 117 | 4 | .979 |
| TOTAL | .292 | 109-93 | 332 | 57 | 97 | 18 | 1  | 12 | 65  | 153 | .461 | 23 | 11  | 72 | 6   | .351 | 7  | 5  | 7-8    | 95 | 184 | 9 | .969 |

**SINGLE-GAME HIGHS [all-time ranking]:**

Hits: 3, 4 times  
 Doubles: 2 [t-3rd], St. Bonaventure, Mar 08, 2025  
 Triples: 1 [t-1st], at Oklahoma, May 15, 2026  
 Home runs: 1, 12 times  
 Total bases: 8, St. Bonaventure, Mar 08, 2025  
 RBI: 6 [t-8th], UNC Asheville, Apr 14, 2026  
 Runs scored: 3, Northern Kentucky, Apr 07, 2026; St. Bonaventure, Mar 08, 2025  
 Walks: 2, Ole Miss, Apr 18, 2026  
 Hit by pitch: 1, 11 times  
 Struck out: 4 [t-2nd], at Vanderbilt, Mar 28, 2026  
 Sac flies: 1 [t-5th], 7 times  
 Sac bunts: 1 [t-10th], 5 times  
 At bats: 7 [t-1st], at Vanderbilt, Mar 28, 2026  
 Stolen bases: 1, 7 times  
 Caught stealing: 1 [t-1st], vs Arizona, Mar 02, 2025  
 Field chances: 9, LSU, Apr 05, 2026; at Alabama, Mar 21, 2025  
 Putouts: 5, at Vanderbilt, Mar 28, 2026  
 Assists: 6, vs Arizona State, Feb 28, 2026; at Oklahoma, May 15, 2026



## 2026 Tennessee Baseball Individual Career History



### Tyler Myatt

| Year  | avg  | gp-gs | ab | r  | h  | 2b | 3b | hr | rbi | tb | slg% | bb | hbp | so | gdp | ob%  | sf | sh | sb-att | po | a  | e | fld% |
|-------|------|-------|----|----|----|----|----|----|-----|----|------|----|-----|----|-----|------|----|----|--------|----|----|---|------|
| 2026  | .250 | 33-17 | 72 | 10 | 18 | 6  | 0  | 3  | 12  | 33 | .458 | 9  | 3   | 24 | 2   | .353 | 1  | 0  | 1-2    | 16 | 17 | 2 | .943 |
| TOTAL | .250 | 33-17 | 72 | 10 | 18 | 6  | 0  | 3  | 12  | 33 | .458 | 9  | 3   | 24 | 2   | .353 | 1  | 0  | 1-2    | 16 | 17 | 2 | .943 |

**SINGLE-GAME HIGHS [all-time ranking]:**

Hits: 2, Bellarmine, Feb 24, 2026

Doubles: 1, 6 times

Home runs: 1, Nicholls, Feb 13, 2026; Kent State, Feb 20, 2026; Austin Peay, Mar 31, 2026

Total bases: 4, Nicholls, Feb 13, 2026; Kent State, Feb 20, 2026; Austin Peay, Mar 31, 2026

RBI: 4, Nicholls, Feb 14, 2026

Runs scored: 2, Austin Peay, Mar 31, 2026

Walks: 2, ETSU, Mar 03, 2026

Hit by pitch: 2 [t-3rd], Kent State, Feb 21, 2026

Struck out: 2, 6 times

Sac flies: 1 [t-5th], at Vanderbilt, Mar 29, 2026

At bats: 5, vs Arizona State, Feb 28, 2026

Stolen bases: 1, Austin Peay, Mar 31, 2026

Caught stealing: 1 [t-1st], Missouri, Mar 22, 2026

Field chances: 6, Bellarmine, Feb 24, 2026; at Georgia, Mar 14, 2026

Putouts: 6, Bellarmine, Feb 24, 2026

Assists: 4, at Georgia, Mar 14, 2026

### Chris Newstrom

| Year  | avg  | gp-gs | ab  | r  | h  | 2b | 3b | hr | rbi | tb | slg% | bb | hbp | so | gdp | ob%  | sf | sh | sb-att | po | a  | e | fld%  |
|-------|------|-------|-----|----|----|----|----|----|-----|----|------|----|-----|----|-----|------|----|----|--------|----|----|---|-------|
| 2025  | .351 | 33-13 | 57  | 15 | 20 | 4  | 0  | 5  | 19  | 39 | .684 | 8  | 1   | 19 | 2   | .433 | 1  | 1  | 3-3    | 14 | 7  | 0 | 1.000 |
| 2026  | .173 | 26-15 | 52  | 10 | 9  | 2  | 1  | 1  | 7   | 16 | .308 | 6  | 1   | 13 | 0   | .267 | 1  | 0  | 0-0    | 20 | 14 | 0 | 1.000 |
| TOTAL | .266 | 59-28 | 109 | 25 | 29 | 6  | 1  | 6  | 26  | 55 | .505 | 14 | 2   | 32 | 2   | .354 | 2  | 1  | 3-3    | 34 | 21 | 0 | 1.000 |

**SINGLE-GAME HIGHS [all-time ranking]:**

Hits: 3, Alabama State, Apr 08, 2025; vs UCLA, Feb 27, 2026

Doubles: 1, 6 times

Triples: 1 [t-1st], vs UCLA, Feb 27, 2026

Home runs: 1, 6 times

Total bases: 8, vs UCLA, Feb 27, 2026

RBI: 4, Alabama State, Apr 08, 2025

Runs scored: 2, Texas A&M, Apr 05, 2025; Bellarmine, Apr 15, 2025; vs UCLA, Feb 27, 2026

Walks: 2, Nicholls, Feb 14, 2026; UNC Asheville, Feb 18, 2025

Hit by pitch: 1, at Georgia, Mar 15, 2026; Auburn, May 04, 2025

Struck out: 2, 6 times

Sac flies: 1 [t-5th], UNC Asheville, Feb 17, 2026; Queens, Mar 25, 2025

Sac bunts: 1 [t-10th], Vanderbilt, May 09, 2025

At bats: 5, Alabama State, Apr 08, 2025

Stolen bases: 1, Bellarmine, Apr 15, 2025; Radford, Mar 04, 2025; ETSU, Mar 18, 2025

Field chances: 5, vs Virginia Tech, Mar 01, 2026; Wright State, Mar 08, 2026

Putouts: 5, vs Virginia Tech, Mar 01, 2026

Assists: 3, Wright State, Mar 07, 2026; Wright State, Mar 08, 2026



## 2026 Tennessee Baseball Individual Career History



### Bo Rhudy

| Year  | avg  | gp-gs | ab | r | h | 2b | 3b | hr | rbi | tb | slg% | bb | hbp | so | gdp | ob%  | sf | sh | sb-att | po | a | e | fld%  |
|-------|------|-------|----|---|---|----|----|----|-----|----|------|----|-----|----|-----|------|----|----|--------|----|---|---|-------|
| 2024* | .000 | 19-2  | 0  | 0 | 0 | 0  | 0  | 0  | 0   | 0  | .000 | 0  | 0   | 0  | 0   | .000 | 0  | 0  | 0-0    | 5  | 1 | 0 | 1.000 |
| 2025* | .000 | 21-1  | 0  | 0 | 0 | 0  | 0  | 0  | 0   | 0  | .000 | 0  | 0   | 0  | 0   | .000 | 0  | 0  | 0-0    | 1  | 3 | 0 | 1.000 |
| 2026  | .000 | 0-0   | 0  | 0 | 0 | 0  | 0  | 0  | 0   | 0  | .000 | 0  | 0   | 0  | 0   | .000 | 0  | 0  | 0-0    | 1  | 0 | 0 | 1.000 |
| TOTAL | .000 | 0-0   | 0  | 0 | 0 | 0  | 0  | 0  | 0   | 0  | .000 | 0  | 0   | 0  | 0   | .000 | 0  | 0  | 0-0    | 1  | 0 | 0 | 1.000 |
| All*  | .000 | 40-3  | 0  | 0 | 0 | 0  | 0  | 0  | 0   | 0  | .000 | 0  | 0   | 0  | 0   | .000 | 0  | 0  | 0-0    | 7  | 4 | 0 | 1.000 |

| Year  | era  | w-l | app | gs | cg | sho | sv | ip   | h  | r  | er | bb | so  | 2b | 3b | hr | bf  | bavg | wp | hbp | bk | sfa | sha |
|-------|------|-----|-----|----|----|-----|----|------|----|----|----|----|-----|----|----|----|-----|------|----|-----|----|-----|-----|
| 2024* | 2.78 | 4-1 | 19  | 2  | 0  | 0/0 | 6  | 35.2 | 24 | 13 | 11 | 14 | 32  | 2  | 0  | 5  | 146 | .190 | 4  | 3   | 0  | 2   | 1   |
| 2025* | 3.16 | 2-0 | 21  | 1  | 0  | 0/0 | 5  | 37.0 | 29 | 13 | 13 | 5  | 44  | 5  | 0  | 4  | 144 | .212 | 1  | 0   | 0  | 1   | 1   |
| 2026  | 3.76 | 1-1 | 21  | 0  | 0  | 0/0 | 3  | 26.1 | 19 | 11 | 11 | 5  | 34  | 6  | 0  | 7  | 104 | .196 | 0  | 2   | 0  | 0   | 0   |
| TOTAL | 3.76 | 1-1 | 21  | 0  | 0  | 0/0 | 3  | 26.1 | 19 | 11 | 11 | 5  | 34  | 6  | 0  | 7  | 104 | .196 | 0  | 2   | 0  | 0   | 0   |
| All*  | 3.18 | 7-2 | 61  | 3  | 0  | 0/0 | 14 | 99.0 | 72 | 37 | 35 | 24 | 110 | 13 | 0  | 16 | 394 | .200 | 5  | 5   | 0  | 3   | 2   |

\* Statistics from prior team/school

**SINGLE-GAME HIGHS [all-time ranking]:**

Innings pitched: 3.0, at Vanderbilt, Mar 28, 2026

Walks allowed: 1, 5 times

Strikeouts: 5, ETSU, Mar 03, 2026

Batters faced: 10, at Kentucky, May 03, 2026

Field chances: 1, Northern Kentucky, Apr 07, 2026

Putouts: 1, Northern Kentucky, Apr 07, 2026

Runners CS: 1, Texas, May 10, 2026

### Taylor Tracey

| Year  | avg  | gp-gs | ab | r | h | 2b | 3b | hr | rbi | tb | slg% | bb | hbp | so | gdp | ob%  | sf | sh | sb-att | po | a | e | fld%  |
|-------|------|-------|----|---|---|----|----|----|-----|----|------|----|-----|----|-----|------|----|----|--------|----|---|---|-------|
| 2026  | .000 | 1-1   | 2  | 0 | 0 | 0  | 0  | 0  | 0   | 0  | .000 | 0  | 0   | 1  | 0   | .000 | 0  | 0  | 0-0    | 1  | 2 | 0 | 1.000 |
| TOTAL | .000 | 1-1   | 2  | 0 | 0 | 0  | 0  | 0  | 0   | 0  | .000 | 0  | 0   | 1  | 0   | .000 | 0  | 0  | 0-0    | 1  | 2 | 0 | 1.000 |

| Year  | era  | w-l | app | gs | cg | sho | sv | ip   | h  | r  | er | bb | so | 2b | 3b | hr | bf | bavg | wp | hbp | bk | sfa | sha |
|-------|------|-----|-----|----|----|-----|----|------|----|----|----|----|----|----|----|----|----|------|----|-----|----|-----|-----|
| 2026  | 3.26 | 1-0 | 15  | 5  | 0  | 0/1 | 0  | 19.1 | 12 | 10 | 7  | 15 | 28 | 3  | 0  | 3  | 88 | .171 | 1  | 3   | 0  | 0   | 0   |
| TOTAL | 3.26 | 1-0 | 15  | 5  | 0  | 0/1 | 0  | 19.1 | 12 | 10 | 7  | 15 | 28 | 3  | 0  | 3  | 88 | .171 | 1  | 3   | 0  | 0   | 0   |

**SINGLE-GAME HIGHS [all-time ranking]:**

Struck out: 1, Oakland, Mar 04, 2026

At bats: 2, Oakland, Mar 04, 2026

Innings pitched: 3.0, Oakland, Mar 04, 2026; Tennessee Tech, Mar 10, 2026

Walks allowed: 3, USC Upstate, Mar 24, 2026; Texas, May 10, 2026

Strikeouts: 7, Oakland, Mar 04, 2026

Batters faced: 13, Tennessee Tech, Mar 10, 2026

Field chances: 2, UNC Asheville, Apr 14, 2026

Putouts: 1, UNC Asheville, Feb 17, 2026

Assists: 2, UNC Asheville, Apr 14, 2026

Runners CS: 1, UNC Asheville, Apr 14, 2026



## 2026 Tennessee Baseball Individual Career History



Garrett Wright

| Year  | avg  | gp-gs   | ab  | r   | h   | 2b | 3b | hr | rbi | tb  | slg% | bb | hbp | so | gdp | ob%  | sf | sh | sb-att | po  | a  | e | fld% |
|-------|------|---------|-----|-----|-----|----|----|----|-----|-----|------|----|-----|----|-----|------|----|----|--------|-----|----|---|------|
| 2024* | .380 | 40-38   | 129 | 40  | 49  | 8  | 0  | 6  | 28  | 75  | .581 | 13 | 21  | 11 | 1   | .503 | 2  | 2  | 5-13   | 295 | 15 | 4 | .987 |
| 2025* | .406 | 54-54   | 202 | 60  | 82  | 20 | 4  | 8  | 48  | 134 | .663 | 24 | 28  | 23 | 3   | .513 | 7  | 2  | 6-14   | 296 | 38 | 3 | .991 |
| 2026  | .331 | 45-44   | 169 | 37  | 56  | 15 | 1  | 8  | 27  | 97  | .574 | 13 | 16  | 33 | 1   | .425 | 2  | 0  | 2-7    | 146 | 7  | 1 | .994 |
| TOTAL | .331 | 45-44   | 169 | 37  | 56  | 15 | 1  | 8  | 27  | 97  | .574 | 13 | 16  | 33 | 1   | .425 | 2  | 0  | 2-7    | 146 | 7  | 1 | .994 |
| All*  | .374 | 139-136 | 500 | 137 | 187 | 43 | 5  | 22 | 103 | 306 | .612 | 50 | 65  | 67 | 5   | .482 | 11 | 4  | 13-34  | 737 | 60 | 8 | .990 |

\* Statistics from prior team/school

**SINGLE-GAME HIGHS** [all-time ranking]:

Hits: 5 [t-1st], Lipscomb, Apr 21, 2026

Doubles: 2 [t-3rd], UNC Asheville, Apr 14, 2026; Lipscomb, Apr 21, 2026

Triples: 1 [t-1st], at Mississippi State, Apr 10, 2026

Home runs: 2 [t-6th], Alabama, Apr 23, 2026

Total bases: 8, Alabama, Apr 23, 2026

RBI: 3, Lipscomb, Apr 21, 2026; Alabama, Apr 23, 2026; Austin Peay, Mar 31, 2026

Runs scored: 3, Tennessee Tech, Mar 10, 2026

Walks: 2, LSU, Apr 04, 2026; Northern Kentucky, Apr 07, 2026; Alabama, Apr 24, 2026

Hit by pitch: 2 [t-3rd], Oakland, Mar 04, 2026; Tennessee Tech, Mar 10, 2026; at Vanderbilt, Mar 27, 2026

Struck out: 3, LSU, Apr 03, 2026; at Oklahoma, May 14, 2026

Sac flies: 1 [t-5th], at Mississippi State, Apr 11, 2026; at Oklahoma, May 16, 2026

At bats: 6 [t-7th], at Vanderbilt, Mar 28, 2026; at Oklahoma, May 14, 2026

Stolen bases: 1, at Vanderbilt, Mar 27, 2026; at Kentucky, May 02, 2026

Caught stealing: 1 [t-1st], 5 times

Field chances: 11, Northern Kentucky, Apr 07, 2026; Ole Miss, Apr 18, 2026

Putouts: 11, Northern Kentucky, Apr 07, 2026; Ole Miss, Apr 18, 2026

Assists: 1, 7 times

Runners CS: 1, at Kentucky, May 03, 2026

TENNESSEE BASEBALL

TV / RADIO SPOTTING CHART

PLAYERS



1 • Blaine Brown  
So. • OF/LHP



2 • Ariel Antigua  
Jr. • INF



4 • Manny Marin  
So. • INF



5 • Garrett Wright  
Jr. • C/OF



6 • Brady Frederick  
Jr. • RHP



7 • Mark Hindy  
Gr. • LHP



8 • Jay Abernathy  
So. • OF/INF



9 • Henry Ford  
Jr. • INF/OF



11 • Evan Blanco  
Sr. • LHP



12 • Evan Hankins  
Fr. • INF



13 • Reese Chapman  
Sr. • OF



14 • Blake Grimmer  
R-So. • UTL



15 • Hunter High  
Jr. • OF/INF



16 • Levi Clark  
So. • UTL



17 • Nate Eisfelder  
Fr. • OF




18 • Landon Mack  
So. • RHP



19 • Cam Appenzeller  
Fr. • LHP



20 • Tyler Myatt  
R-So. • INF/OF



21 • Tegan Kuhns  
So. • RHP



25 • Brandon Arvidson  
R-Jr. • LHP




26 • Chris Newstrom  
So. • INF/OF



27 • Stone Lawless  
R-So. • C




28 • Hutson Chance  
Fr. • OF/INF




29 • Taylor Tracey  
Fr. • OF/LHP



30 • Trent Grindlinger  
Fr. • C



31 • Finley Bates  
Jr. • INF



32 • Ethan Moore  
Fr. • INF




33 • Bo Rhudy  
Jr. • RHP



34 • Brayden Krenzler  
So. • RHP




35 • Cash Williams  
Fr. • C/OF




36 • Sawyer Deering  
Fr. • RHP




37 • Ari Bethea  
Fr. • RHP



38 • Ethan Baiotto  
Fr. • RHP



40 • Jackson Estes  
Fr. • LHP



42 • Will Haas  
Fr. • LHP



44 • Nic Abraham  
So. • RHP



46 • Jax Bishop  
Fr. • RHP



48 • Chandler Day  
Fr. • LHP



50 • DJ McDowell  
Fr. • RHP


STAFF



Josh Elander  
Head Coach  
(Third Base Coach)




Chuck Jeroloman  
Assoc. Head Coach



Ross Kivett  
Assistant Coach/  
Recruiting Coord.  
(First Base Coach)




Josh Reynolds  
Assistant Coach  
(Pitching)



Ricky Martinez  
Director of Recruiting



Craig Bell  
Director of Program  
Development



Keegan Knoll  
Director of Baseball  
Sports Performance



Jeff Wood  
Associate Director of  
Sports Medicine