



TEXAS BASEBALL GAME NOTES

SIX-TIME NATIONAL CHAMPIONS | 1949 1950 1975 1983 2002 2005 | CONTACT: Josh White (josh.white@athletics.utexas.edu | 516-680-3878)

2026 SCHEDULE (40-12, 19-10 SEC)

FEBRUARY (10-0)

13 UC DAVIS	W, 12/2 (F/7)
14 UC DAVIS	W, 6-4
15 UC DAVIS	W, 9-1
17 LAMAR	W, 14-4 (F/7)
20 MICHIGAN STATE	W, 8-1
21 MICHIGAN STATE	W, 3-1
22 MICHIGAN STATE	W, 4-0
24 UTRGV	W, 14-0 (F/7)
27 vs. No. 9 Coastal Carolina^	W, 8-1
28 vs. Baylor^	W, 5-2

MARCH (14-4)

1 vs. Ohio State^	W, 10-3
3 HOUSTON CHRISTIAN	W, 16-3 (F/7)
6 USC UPSTATE	W, 14-2 (F/8)
7 USC UPSTATE	W, 11-9
8 USC UPSTATE	W, 13-3 (F/8)
10 at Texas State	W, 15-4
13 OLE MISS	L, 9-8 (F/11)
14 OLE MISS	W, 11-2
15 OLE MISS	W, 8-2
17 TARLETON STATE	L, 6-1
20 at No. 5 Auburn*	L, 4-3
21 at No. 5 Auburn*	W, 7-6
22 at No. 5 Auburn*	W, 5-0
24 at Houston*	L, 9-7
26 NO. 8 OKLAHOMA*	W, 14-0 (F/7)
27 NO. 8 OKLAHOMA*	W, 4-3 (F/10)
28 NO. 8 OKLAHOMA*	W, 5-4 (F/10)
31 TEXAS STATE	W, 10-8

APRIL (9-5)

2 at South Carolina*	L, 9-1
3 at South Carolina*	W, 5-3
4 at South Carolina*	W, 4-1
7 INCARNATE WORD	W, 16-4 (F/7)
10 at No. 18 Texas A&M*	L, 9-8
11 at No. 18 Texas A&M*	L, 11-4
12 at No. 18 Texas A&M*	CANCELED
14 TEXAS A&M-CC	W, 14-7
17 NO. 11 ALABAMA*	W, 10-2
18 NO. 11 ALABAMA*	W, 3-1
19 NO. 11 ALABAMA*	L, 2-1
21 AIR FORCE	CANCELED
24 at Vanderbilt*	W, 11-4
25 at Vanderbilt*	L, 6-0
25 at Vanderbilt*	W, 4-3 (F/10)
28 SAM HOUSTON	W, 15-14

MAY (7-3)

1 NO. 10 MISSISSIPPI STATE*	W, 3-1
2 NO. 10 MISSISSIPPI STATE*	L, 7-4
3 NO. 10 MISSISSIPPI STATE*	W, 11-6
5 UTSA	W, 11-8
8 at Tennessee*	L, 5-1
9 at Tennessee*	L, 14-9
10 at Tennessee*	W, 13-6
14 MISSOURI*	W, 6-3
15 MISSOURI*	W, 11-6
16 MISSOURI*	W, 12-7
22 vs. No. 12 Arkansas+	3 p.m.

All times Central | Home games in BOLD

^Daikin Park | *SEC Game | +SEC Tournament

FOLLOW ALONG

TV/STREAM: SEC Network

Tom Hart, Kyle Peterson & Kris Budden

RADIO: AM-1300 The Zone

Craig Way & Roger Wallace

LIVE STATS: texas.statbroadcast.com

POSTGAME RECAP: texaslonghorns.com

SOCIAL MEDIA UPDATES: @TexasBaseball

GAME 53 | #7 ARKANSAS | HOOVER METROPOLITAN STADIUM | HOOVER, ALA.



#7 SEED ARKANSAS RAZORBACKS

2026 RECORD	37-19 (17-13 SEC)
RANKING D1BASEBALL	12
HEAD COACH	Dave Van Horn (Arkansas '88)
CAREER RECORD	1,555-731 (38th season)
RECORD @ ARKANSAS	970-491 (24th season)

LEADING OFF

THE MATCHUP — Coming off its second consecutive 40-win regular season, No. 2 seed Texas begins postseason play at 3 p.m. Friday. In the Southeastern Conference Tournament quarterfinals, the Longhorns will face No. 7 seed Arkansas, which defeated No. 10 seed Tennessee, 8-4. The longtime league foes have squared off 118 times, with Texas boasting a 76-42 advantage in the all-time series. In the Southwest Conference Tournament from 1977-90, the Longhorns won 16 of the 20 meetings. The two sides first played in 1902.

LOOK AT THE LONGHORNS — As of May 21, the Longhorns sport the No. 4 RPI, No. 4 DSR and No. 6 SOS in the country. Heading into the SEC Tournament, Texas was listed as a consensus top-5 team in all five major polls. Amongst teams with at least 20 games played against Quad 1 opponents, the Longhorns boast the second-best winning percentage (.636), trailing only Georgia Tech (.792). Overall, Texas has the sixth-highest winning percentage (.769) and seventh-best run differential (+3.7) in all of Division I Baseball. On the mound, Texas ranks third in FIP (3.30), fifth in WHIP (1.21) and 16th in ERA (4.15). At the plate, the Longhorns' .929 OPS is tied for 16th nationally. Meanwhile, Texas has registered a .980 fielding percentage, which sits 20th in the country.

ALL SEC HORNS — Five Longhorns collected Southeastern Conference postseason recognition, the league announced Monday afternoon. Anthony Pack Jr. and Aiden Robbins both earned major awards, as Pack Jr. was named SEC Freshman of the Year and Robbins was tabbed SEC Newcomer of the Year. With Pack Jr.'s selection, Texas became the first SEC program



#2 SEED TEXAS LONGHORNS

2026 RECORD	40-12 (19-10 SEC)
RANKING D1BASEBALL	5
HEAD COACH	Jim Schlossnagle (Elon '92)
CAREER RECORD	1,030-481 (25th season)
RECORD @ TEXAS	84-26 (Second season)

with back-to-back Freshman of the Year honorees since Florida in 2009-10. Robbins was joined on the All-SEC First Team by Dylan Volantis and Sam Cozart. Meanwhile, Pack Jr. and Carson Tinney landed on the All-SEC Second Team. Pack Jr. and Cozart also garnered SEC All-Freshman Team distinction.

IT JUST MEANS MORE — In Texas' two seasons in the SEC, the Longhorns are one of only two programs with at least 40 wins in league play, alongside Georgia. Texas' 41-18 (.695) SEC mark is the best conference winning percentage over that span, edging Georgia's 41-19 (.693) ledger. Since Jim Schlossnagle's first campaign in the SEC in 2022, he has won more conference series than any other coach in the league. Over that five-year run, Schlossnagle's 37 SEC series wins stack up ahead of Dan Van Horn (33), Kevin O'Sullivan (30), Jay Johnson (27) and Tony Vitello (27). With Schlossnagle at the helm last year, the Longhorns became the first team to win the SEC in their first season since the league's inaugural campaign in 1933. Texas' 22-8 ledger in SEC action marked its best record in conference play since 2010.

PARTY IN THE USA — Sam Cozart, Anthony Pack Jr. and Dylan Volantis are set to participate in the 2026 USA Baseball Collegiate National Team Training Camp this summer. The prestigious camp features 56 of the premier non-draft eligible college players. With Cozart, Pack Jr. and Volantis receiving the call, the Longhorns have now had 33 players earn invitations to join the Collegiate National Team. Rick Bradley, Keith Moreland and Richard Wortham were the first invitees in 1974, with Max Belyeu being the most recent nod two years ago.

SERIES vs. ARKANSAS

ALL-TIME SERIES: Texas leads, 76-42 | LAST MEETING: May 3, 2025 — Arkansas won, 13-8
AUSTIN: Texas leads, 43-15 | FAYETTEVILLE: Texas leads, 24-21 | NEUTRAL SITE: Texas leads, 9-6

PROBABLE PITCHERS

Arkansas LHP Hunter Dietz (7-3, 3.32 ERA) vs. Texas RHP Cody Howard (0-0, 7.45 ERA)

POTENTIAL STARTING LINEUP

Pos.	No.	Name	GP-GS	AVG	AB	R	H	2B	3B	HR	RBI	BB	SO	OPS	SB-ATT
RF	43	Aiden Robbins	51-51	.348	201	55	70	9	2	19	53	32	50	1.132	11-12
C	8	Carson Tinney	52-51	.321	187	57	60	10	0	20	54	44	56	1.168	9-10
LF	6	Anthony Pack Jr.	52-51	.360	186	48	67	16	0	7	45	39	32	1.038	20-22
DH	5	Ethan Mendoza	51-51	.263	194	46	51	12	1	8	43	37	31	.842	10-11
SS	24	Adrian Rodriguez	44-44	.282	174	38	49	11	2	3	30	28	28	.805	12-16
2B	1	Temo Becerra	52-52	.326	193	47	63	9	1	6	39	33	40	.909	11-11
1B	44	Ashton Larson	47-37	.265	98	16	26	6	0	1	14	28	26	.796	2-2
3B	31	Casey Borba	52-51	.280	186	45	52	10	0	17	55	31	67	.996	5-6
CF	42	Dariyan Pendergrass	11-6	.313	16	5	5	0	0	0	3	3	1	.786	1-2
C	14	Presley Courville	13-4	.261	23	2	6	1	0	0	1	2	8	.624	1-1
C	7	Andrew Ermis	13-7	.313	16	4	5	0	0	0	5	8	7	.869	0-2
INF	15	Josh Livingston	31-21	.234	77	18	18	5	0	4	20	13	27	.821	2-2
INF	36	Callum Early	7-0	.000	4	0	0	0	0	0	0	2	2	.200	0-0
OF	0	Jayden Duplantier	44-21	.258	89	24	23	4	0	1	15	17	26	.717	11-12
OF	32	Maddox Monsour	32-14	.185	54	12	10	0	1	1	10	6	27	.545	7-8
OF	9	Jonah Williams	8-7	.304	23	5	7	2	0	0	4	4	5	.805	0-0
OF	29	Blake Peterson	4-0	.000	2	0	0	0	0	0	0	0	1	.000	0-0

NUMERICAL ROSTER

#	NAME	POS.	B/T	HT.	WT.	YR.	HOMETOWN / HIGH SCHOOL // PREVIOUS
0	Jayden Duplantier	INF/OF	R/R	6-0	200	Sr.	Humble, Texas / Summer Creek
1	Temo Becerra	INF	R/R	6-0	195	R-Sr.	Clovis, Calif. / Buchanan // Stanford
4	Jason Flores	RHP	R/R	6-1	240	So.	Wylie, Texas / Naaman Forest
5	Ethan Mendoza	INF	R/R	5-10	200	Jr.	Bedford, Texas / Southlake Carroll // Arizona State
6	Anthony Pack Jr.	OF	L/L	5-10	190	Fr.	Lakewood, Calif. / Millikan
7	Andrew Ermis	C	R/R	6-1	210	Jr.	San Antonio, Texas / Reagan // Temple (Tx.)
8	Carson Tinney	C	R/R	6-4	240	Jr.	Castle Pines, Colo. / Valor Christian // Notre Dame
9	Jonah Williams	OF	L/L	6-3	210	So.	Galveston, Texas / Ball
11	Kade Bing	LHP	L/L	6-1	195	Jr.	West, Texas / West // McLennan
12	Haiden Leffew	LHP	R/L	6-1	235	Jr.	Kannapolis, N.C. / South Rowan // Wake Forest
13	Ruger Riojas	RHP	R/R	6-0	195	Sr.	Wimberley, Texas / Wimberley // UTSA
14	Presley Courville	C	R/R	5-11	185	Fr.	Lake Charles, La. / Barbe
15	Josh Livingston	INF	L/R	6-0	215	Gr.	Prosper, Texas / Rock Hill // Crowder (Mo.) // Wichita State
17	Will Hill	OF	R/R	5-10	210	Fr.	Humble, Texas / Summer Creek
19	Jack McKernan	LHP	L/L	5-11	205	Fr.	Missouri City, Texas / Ridge Point
24	Adrian Rodriguez	INF	S/B	6-2	200	So.	Flower Mound, Texas / Flower Mound
27	Cal Higgins	LHP	L/L	6-4	240	Gr.	Kearney, Neb. / Kearney // Iowa Western // Western Kentucky
28	Grady Westphal	RHP	R/R	6-2	200	Fr.	Leawood, Kan. / Blue Valley
29	Blake Peterson	OF	R/R	6-0	210	R-So.	Austin, Texas / Westlake
30	Kaleb Rogers	RHP	R/R	5-11	200	Fr.	San Antonio, Texas / Reagan
31	Casey Borba	INF	R/R	6-1	210	Jr.	Santa Ana, Calif. / Orange Lutheran
32	Maddox Monsour	OF/INF	R/R	5-11	205	Fr.	Carrollton, Ga. / Carrollton
33	Connor McCreery	RHP	R/R	6-6	235	Sr.	Williston Park, N.Y. / Saint Anthony's // South Carolina
34	Michael Winter	RHP	R/R	6-5	240	Fr.	Prairie Village, Kan. / Shawnee Mission East
35	Sam Cozart	RHP	R/R	6-6	260	Fr.	High Point, N.C. / Wesleyan Christian
36	Callum Early	INF	L/R	6-0	190	So.	Midlothian, Va. / James River // Liberty
38	Max Grubbs	RHP	R/R	6-1	220	Sr.	Arlington, Texas / Martin
41	Cody Howard	RHP	R/R	6-1	210	R-Sr.	The Woodlands, Texas / The Woodlands // Baylor
42	Dariyan Pendergrass	OF	L/L	5-10	165	R-Sr.	Hartsville, S.C. / Hartsville // Spartanburg Methodist // College of Charleston
43	Aiden Robbins	OF	R/R	6-2	205	Jr.	Yardley, Pa. / Holy Ghost // Seton Hall
44	Ashton Larson	OF	L/L	6-1	210	Jr.	Overland Park, Kan. / St. Thomas Aquinas // LSU
45	Thomas Burns	RHP	R/R	6-3	240	Jr.	Hortonville, Wis. / Hortonville // Arizona State
46	Ethan Walker	LHP	L/L	6-0	200	R-Jr.	Ashburn, Va. / Broad Run // Walters State
48	Hudson Hamilton	RHP	R/R	6-1	225	Jr.	Spring, Texas / Grand Oaks
53	Luke Harrison	LHP	L/L	6-2	220	Gr.	Friendswood, Texas / Lutheran South Academy
55	Jack Paris	RHP	R/R	6-2	230	Fr.	Houston, Texas / The Kincaid
67	Brody Walls	RHP	R/R	6-0	200	Fr.	McKinney, Texas / McKinney Boyd
80	Cooper Rummel	RHP	R/R	6-2	235	Fr.	Austin, Texas / Dripping Springs
88	Brett Crossland	RHP	R/R	6-5	255	Fr.	Phoenix, Ariz. / Carona Del Sol
95	Jadyn Furgason	RHP	R/R	6-1	195	Fr.	St. Louis, Mo. / St. John Vianney
99	Dylan Volantis	LHP	L/L	6-6	220	So.	Thousand Oaks, Calif. / Westlake

ALPHABETICAL ROSTER

#	Name	Pos.
1	Temo Becerra	INF
11	Kade Bing	LHP
31	Casey Borba	INF
45	Thomas Burns	RHP
35	Sam Cozart	RHP
14	Presley Courville	C
88	Brett Crossland	RHP
0	Jayden Duplantier	INF/OF
36	Callum Early	INF
7	Andrew Ermis	C
4	Jason Flores	RHP
95	Jadyn Furgason	RHP
38	Max Grubbs	RHP
48	Hudson Hamilton	RHP
53	Luke Harrison	LHP
27	Cal Higgins	LHP
41	Cody Howard	RHP
12	Haiden Leffew	LHP
15	Josh Livingston	INF
44	Ashton Larson	OF
19	Jack McKernan	LHP
33	Connor McCreery	RHP
5	Ethan Mendoza	INF
32	Maddox Monsour	OF/INF
6	Anthony Pack Jr.	OF
55	Jack Paris	RHP
42	Dariyan Pendergrass	OF
29	Blake Peterson	OF
13	Ruger Riojas	RHP
43	Aiden Robbins	OF
24	Adrian Rodriguez	INF
30	Kaleb Rogers	RHP
80	Cooper Rummel	RHP
8	Carson Tinney	C
99	Dylan Volantis	LHP
67	Brody Walls	RHP
46	Ethan Walker	LHP
28	Grady Westphal	RHP
9	Jonah Williams	OF
34	Michael Winter	RHP

COACHING STAFF

22	Jim Schlossnagle	Head Coach
39	Nolan Cain	Associate Head Coach
40	Max Weiner	Assistant Coach
2	Troy Tulowitzki	Assistant Coach

SUPPORT STAFF

50	Gehrig Mosiello	Dir. of Player Development
	Chuck Box	Dir. of Program Development
	Drew Bishop	Dir. of Baseball Operations
	Mason McRae	Dir. of Baseball Analytics
	Matt Couch	Athletic Performance
	Sam Garcia	Athletic Trainer
	Sami Fuhrmann	Sports Dietitian
	Chris Quinn	Equipment
	Josh White	Communications

ROSTER BREAKDOWN

Total Players/Newcomers: 41/24 (14 Fr. / 10 Tr.)
 Letterwinners Returning/Lost: 16/18
 Position Starters Returning/Lost: 3/6
 Total Pitchers Returning/Lost: 11/10
 By Class: Gr - 3; Sr - 7; Jr - 11; So - 6; Fr - 14
 By Position: C - 3; INF - 7; OF - 8; LHP - 7; RHP - 16
 By State: TX - 20; CA - 4; KS - 3; NC - 2; VA - 2;
 AZ - 1; CO - 1; GA - 1; LA - 1; MO - 1; NE - 1; NY - 1;
 PA - 1; SC - 1; WI - 1

COACH BREAKDOWN

First Base Coach: 50 Gehrig Mosiello
 Third Base Coach: 39 Nolan Cain
 Mound Visits: 40 Max Weiner
 Pitching Changes: 22 Jim Schlossnagle

PRONUNCIATION GUIDE

0	Jayden Duplantier	doo-PLAHN-tee-ay
1	Temo Becerra	TEM-oh beh-SARE-uh
2	Troy Tulowitzki	too-low-WIT-ski
7	Andrew Ermis	ERR-miss
8	Carson Tinney	TIN-ee
12	Haiden Leffew	luh-FEW
13	Ruger Riojas	ROO-grr ree-OH-hahss
14	Presley Courville	PRESS-lee CORE-vill
19	Jack McKernan	muh-KER-nin
22	Jim Schlossnagle	SHLOSS-nay-gull
32	Maddox Monsour	MAHN-soar
33	Connor McCreery	muh-CREER-ee
36	Callum Early	CAL-um
40	Max Weiner	WEE-ner
42	Dariyan Pendergrass	DARE-ee-en
50	Gehrig Mosiello	GARE-ig moe-zee-ELL-oh
99	Dylan Volantis	vuh-LAN-tiss



T HEAD COACH JIM SCHLOSSNAGLE 22

FULL NAME **James Mark Schlossnagle** DATE OF BIRTH **August 12, 1970** HOMETOWN **Hagerstown, Md.**

HIGH SCHOOL **Smithsburg High School**
ALMA MATER **Elon University, 1992 (B.A. Physical Education)**
New Orleans, 1995 (M.S. Human Performance/Health Promotion)

DATE ANNOUNCED AS HEAD COACH **June 25, 2024** **@CoachSchloss**

Hall of Famer Jim Schlossnagle is in his second season at the helm of the Texas baseball program in 2026.

Across his 25-year head coaching career at UNLV (2002-03), TCU (2004-21), Texas A&M (2022-24) and Texas (2025-present), Schlossnagle has totaled 1,030 wins, the fifth-most Division I victories among active skippers.

The two-time National Coach of the Year and nine-time conference honoree has led his team to the College World Series seven times in the last 15 seasons, including a co-nation's best six trips to Omaha in the last 11 campaigns.

Schlossnagle has guided his club to a top-four finish at the CWS on five occasions, highlighted by earning Texas A&M's first-ever spot in the championship series in 2024. Meanwhile at TCU, five of the Horned Frogs' six Omaha appearances came under Schlossnagle, vaulting the program further than it had ever advanced.

He is only the fourth coach to win multiple CWS games at different programs, joining Longhorn legend Augie Garrido, Larry Cochell and Andy Lopez.

Schlossnagle's squads have played in nine NCAA Super Regionals and 20 NCAA Regionals. The veteran skipper has won 10 conference tournament titles and 12 conference regular season championships.

Under his tutelage, Schlossnagle has developed 37 All-Americans, 121 MLB Draft picks and 161 All-Conference selections.

The Schlossnagle coaching tree has also been extremely fruitful. Eleven NCAA Division I baseball coaches have sharpened their craft under his mentorship — Buddy Gouldsmith (UNLV), Todd Whitting (Houston), Randy Mazey (West Virginia), Tony Vitello (Tennessee), Derek Matlock (UTRGV), Ryan Sholtzberger (Incarnate Word), Steven Trout (Texas State), Kirk Saarloos (TCU), Bill Mosiello (Ohio State), Michael Earley (Texas A&M) and Josh Elander (Tennessee).

A leader in his sport, Schlossnagle was inducted into the American Baseball Coaches Association (ABCA) Hall of Fame in 2025.

Two years prior, he served as president of the organization following a four-year run as vice president. Schlossnagle was the ABCA's Division I chairman in 2018 and has been integral in shaping the association's legislative efforts during his time on the board since 2017. He has been an ABCA member for more than three decades and has consistently been involved in advancing the profession.

Historic Start on The Forty

Schlossnagle was tabbed the 14th head coach in the program's 124-year history on June 25, 2024. He became just the sixth Longhorn skipper since 1911, excluding when assistant football coach Blair Cherry guided the team from 1943-45 amidst World War II.

His impact was quickly felt, as the Longhorns mounted their best record in 15 years, posting a 44-14 mark. Texas became the first club to win the Southeastern Conference in its first season since the league's inaugural campaign in 1933.

The Longhorns, who were picked eighth in the conference's preseason poll, won the league by two games. Texas' 22-8 ledger in SEC action marked its best record in conference play since 2010.

Behind one of the country's best pitching staffs and a prolific offense, the Longhorns were named the No. 2 national seed and hosted the NCAA Austin Regional.

PLAYING CAREER

1986-89 Elon

COACHING CAREER

1990-92 Elon Assistant Coach

1993 Clemson Assistant Coach

1994-2001 Tulane Associate Head Coach

2002-03 UNLV Head Coach

2004-21 TCU Head Coach

2022-24 Texas A&M Head Coach

2025-present Texas Head Coach

YEAR-BY-YEAR COACHING RECORD

Yr.	School	Record	Pct.	Conf.	Pct.	Postseason
2002	UNLV	30-30	.500	13-17 (5 th)	.433	-
2003	UNLV	47-17	.734	24-6 (1 st)	.800	Regional
2004	TCU	39-26	.600	19-11 (T4 th)	.633	Regional
2005	TCU	41-20	.672	20-10 (T2 nd)	.667	Regional
2006	TCU	39-23	.629	17-5 (1 st)	.772	Regional
2007	TCU	48-14	.774	20-3 (1 st)	.870	Regional
2008	TCU	44-19	.698	19-5 (1 st)	.792	Regional
2009	TCU	40-18	.690	15-5 (1 st)	.750	Super Regional
2010	TCU	54-14	.794	19-5 (1 st)	.792	World Series
2011	TCU	43-19	.694	20-3 (1 st)	.870	Regional
2012	TCU	40-22	.645	18-6 (T1 st)	.750	Super Regional
2013	TCU	29-28	.509	12-12 (T6 th)	.500	-
2014	TCU	48-18	.727	17-7 (2 nd)	.708	World Series
2015	TCU	51-15	.773	18-5 (1 st)	.783	World Series
2016	TCU	49-18	.731	15-9 (3 rd)	.625	World Series
2017	TCU	50-18	.735	16-8 (T1 st)	.666	World Series
2018	TCU	33-23	.589	10-13 (6 th)	.435	-
2019	TCU	34-28	.548	11-13 (T6 th)	.458	Regional
2020	TCU	11-4	.733	-	-	Canceled
2021	TCU	41-19	.683	17-7 (1 st)	.708	Regional
2022	Texas A&M	44-20	.688	19-11 (1 st)	.633	World Series
2023	Texas A&M	38-27	.585	14-16 (5 th)	.466	Regional
2024	Texas A&M	53-15	.779	19-11 (2 nd)	.633	World Series
2025	Texas	44-14	.759	22-8 (1 st)	.733	Regional
2026	Texas	40-12	.769	19-10 (2 nd)	.655	
Total	25 seasons	1,030-481	.682	411-205	.667	

On the mound, Texas produced the second-best WHIP (1.18) and the sixth-best ERA (3.71) in all of Division I baseball.

Offensively, the Longhorns launched 85 home runs, the fourth-most in a season in school history. With Schlossnagle's patented approach at the plate, Texas worked lengthy at-bats, pacing the country in pitches per plate appearance (4.08).

Record-Breaking Run in Aggieland

Before his arrival on The Forty Acres, Schlossnagle put together a historic three-year run as the head coach at Texas A&M. While in College Station, the Aggies went 135-62 (.685) and reached the CWS twice. Schlossnagle's six wins in his two trips to Omaha with Texas A&M tripled the program's all-time total of two CWS victories.

In his final campaign in Aggieland, Texas A&M won 53 games, which tied for the second-most in school history. Schlossnagle took the Aggies to their best-ever NCAA runner-up finish, outscoring their opponents, 14-3, over the first three games in Omaha to earn their spot in the championship series. Texas A&M fell just short, dropping a tightly-contested series to No. 1 seed Tennessee, 2-1, including a 6-5 result in the final contest.

Schlossnagle's 2024 club boasted a lights out pitching staff and big-time power bats. Texas A&M notched the fourth-best ERA (3.86) nationally, a country-leading 12 shutouts and a program-record 715 strikeouts. At the plate, the lineup smacked 136 home runs, the fourth-most in all of Division I baseball. Texas A&M had an all-time school-best five players garner All-America accolades — catcher Jackson Appel, outfielders Braden Montgomery and Jace LaViolette and pitchers Ryan Prager and Evan Aschenbeck.

In 2023, Schlossnagle's Aggies followed a trip to the CWS in his first season by pushing to the title games of both the SEC Tournament and the Stanford Regional, tallying a 38-27 mark.

His success was immediate at Texas A&M, as the Aggies logged a 44-20 record and clinched a berth to the CWS in his first year at the helm in 2022.

Under Schlossnagle's direction, Texas A&M reached the final four in Omaha, winning games at the CWS for the first time in 20 seasons.

The Aggies also won the SEC Western Division crown with a 19-11 ledger.

Building a Dynasty

Prior to his move to College Station, Schlossnagle built one of college baseball's elite powers during his 18 years at TCU. He is the Horned Frogs' all-time winningest coach with a 734-346 (.680) mark.

Schlossnagle guided TCU to Omaha five times, debuting in 2010 and adding four consecutive CWS trips from 2014-17. The Horned Frogs were one of three programs to qualify for Omaha five times in a 10-year stretch (2010-19), remaining as one of the last four teams standing in 2010, 2016 and 2017.

After only making two NCAA Tournament appearances before hiring Schlossnagle, the skipper led TCU to 15 postseasons, including nine consecutive berths from 2004-12. Across that stretch, the Horned Frogs won seven NCAA Regional titles.

Schlossnagle navigated TCU in three different conferences, claiming 19 total conference championships — 10 in the regular season and nine in tournament — between the Big 12, Mountain West and Conference USA.

The Horned Frogs won tournament crowns in their last two seasons in Conference USA before proceeding to win both the regular season and postseason championships in each of their first three years in the Mountain West. TCU left the Mountain West after the 2012 season with 11 league titles — seven in the regular season and four in the tournament.

Schlossnagle wasted little time in the move to the Big 12, winning the postseason tourney and advancing to the CWS in his second campaign. He topped his time in Fort Worth by sweeping the Big 12 regular season and tournament crowns in his final year in 2021.

Overall, the Horned Frogs won six Big 12 Championships with Schlossnagle at the helm.

TCU student-athletes enjoyed MLB success during his 21 years there, including a school-record nine players drafted in 2019, highlighted by Nick Lodolo picked

by the Cincinnati Reds with the No. 7 overall pick, the highest in school history. Twenty Horned Frogs mentored by Schlossnagle have appeared in the big leagues since 2008, including 2015 NL CY Young Award winner Jake Arrieta and three-time MLB All-Star Matt Carpenter.

While at TCU, Schlossnagle worked alongside current Texas Vice President and Lois and Richard Folger Athletics Director Chris Del Conte for eight seasons (2010-17). During their time teaming up together there, TCU reached the CWS five times and won four Big 12 Championships.

First Head Coaching Gig

Schlossnagle's ability to turn programs' fortunes around — and in quick fashion — was evident from his first head coaching job at UNLV.

In his first season, he guided the Rebels to the semifinals of the conference tournament before leading a high-scoring UNLV squad to a 47-17 record, MWC regular season and tournament championships, and an NCAA Tournament appearance.

Prior to his arrival, the Rebels had six losing campaigns in nine seasons, never won an MWC title and had not been to the postseason in six years.

The Path to Becoming a Head Coach

Before life as a head coach, Schlossnagle spent eight years as an associate head coach and recruiting coordinator at Tulane.

He was an integral part of the Green Wave's success, helping Tulane earn six NCAA Regional berths during his tenure. He served as the Green Wave's recruiting coordinator for his last five years and garnered three nationally-ranked recruiting classes, which helped produce two 48-wins seasons and a No. 1 NCAA Regional seed.

In 1993, he was the pitching coach at Clemson. The Tigers finished that campaign with a 45-20 mark, an Atlantic Coast Conference Championship and a third-place finish in the NCAA Midwest Regional.

His coaching career began with three seasons as an assistant at Elon, where he helped lead his alma mater to a 99-41 (.707) ledger, picking up a pair of South Atlantic Conference crowns, one District 26 title and one regional appearance.

The Hagerstown, Maryland native was a pitcher on the 1989 Phoenix squad that finished 39-7 and appeared in the NAIA World Series.

Schlossnagle graduated magna cum laude from Elon with a bachelor's degree in physical education in 1992 and earned a master's degree in human performance and health promotion from the University of New Orleans in 1995.

He has a son, Jackson Lambert, and a daughter, Kathleen Grace.



QUICK FACTS

UNIVERSITY & ATHLETICS

SCHOOL.....	The University of Texas
CITY, STATE.....	Austin, TX
FOUNDED.....	1883
ENROLLMENT.....	55,000
NICKNAME.....	Longhorns
SCHOOL COLORS... Burnt Orange(Pantone 7585) & White	
HOME FIELD (CAPACITY)... UFCU Disch-Falk Field (7,373)	
SURFACE.....	FieldTurf
DIMENSIONS LF-340', CF-400', RF-325', LCF-370', RCF-365	
AFFILIATION.....	NCAA Division I
CONFERENCE.....	SEC
PRESIDENT.....	Jim Davis
VICE PRESIDENT & ATHLETICS DIRECTOR....	Chris Del Conte

BASEBALL HISTORY

FIRST YEAR OF BASEBALL.....	1895
All-Time Collegiate Record.....	3,687-1320-28 (.735)
All-Time Overall Record.....	3,858-1,468-32 (.723)
All-Time Conference Record.....	1,503-602-12 (.713)
NATIONAL CHAMPIONSHIPS.....	6
COLLEGE WORLD SERIES APPEARANCES/LAST.....	38/2022
SUPER REGIONAL APPEARANCES/LAST.....	13/2023
NCAA REGIONAL APPEARANCES/LAST.....	62/2025
TOTAL NCAA TOURNAMENT APPEARANCES.....	64

COACHES & SUPPORT STAFF

HEAD COACH.....	Jim Schlossnagle
ALMA MATER, YEAR.....	Elon '92
RECORD AT TEXAS/YEARS.....	84-26 (.763)/Second Season
CAREER RECORD/YEARS.....	1,030-481 (.682)/25th season
ASSOCIATE HEAD COACH.....	Nolan Cain
ALMA MATER, YEAR.....	LSU '09
ASSISTANT COACH.....	Max Weiner
ALMA MATER, YEAR.....	FIU '17
ASSISTANT COACH.....	Troy Tulowitzki
ALMA MATER, YEAR.....	Long Beach State '06
DIR. OF PLAYER DEVELOPMENT.....	Gehrig Mosiello
DIR. OF PROGRAM DEVELOPMENT.....	Chuck Box
DIR. OF BASEBALL OPERATIONS.....	Drew Bishop
DIR. OF BASEBALL ANALYTICS.....	Mason McRae
ATHLETIC PERFORMANCE.....	Matt Couch
ATHLETIC TRAINER.....	Sam Garcia
SPORTS DIETITIAN.....	Sami Fuhrmann
EQUIPMENT OPERATIONS.....	Chris Quinn
COMMUNICATIONS.....	Josh White

2026 SEC STANDINGS

	SEC	PCT.	OVERALL	PCT.
Georgia	23-7	.767	43-12	.782
TEXAS	19-10	.655	40-12	.769
Texas A&M	18-11	.621	39-13	.750
Alabama	18-12	.600	37-18	.673
Florida	18-12	.600	38-18	.679
Auburn	17-13	.567	37-18	.673
Arkansas	17-13	.567	37-19	.661
Mississippi State	16-14	.533	40-16	.714
Ole Miss	15-15	.500	36-21	.632
Tennessee	15-15	.500	38-20	.655
Oklahoma	14-16	.467	32-21	.604
Vanderbilt	14-16	.467	33-25	.569
Kentucky	13-17	.433	31-21	.596
LSU	9-21	.300	30-28	.517
South Carolina	7-23	.233	22-35	.386
Missouri	6-24	.200	24-31	.436

2026 SEC PRESEASON POLL

1. LSU (9) — 231
2. Texas (1) — 214
3. Mississippi State (4) — 205
4. Arkansas (2) — 203
5. Auburn — 175
6. Tennessee — 162
7. Florida — 156
8. Vanderbilt — 151
9. Georgia — 133
10. Ole Miss — 110
11. Kentucky — 99
12. Alabama — 87
13. Texas A&M — 86
14. Oklahoma — 84
15. South Carolina — 49
16. Missouri — 31

LONGHORNS NOTES

BASH BROS — With Troy Tulowitzki on staff, the Longhorns have recorded the five highest home run totals in school history. In 2022, Texas smashed the program-record with 128 homers, surpassing the 2010 squad that hit 81 blasts. Since, the Longhorns tallied 91 home runs in 2023, 112 jacks in 2024 and 85 round-trippers in 2025. This year, Texas has launched 87 home runs. The Longhorns have three different players with at least 17 blasts for the first time in program history. Team-leader Carson Tinney has 20 blasts, which matches Jeff Ontiveros (2002) for the fourth-most in a single season. Outfielder Aiden has homered 19 times, tying for the sixth-most in a campaign. Meanwhile, Casey Borba has socked 17 homers to round out the Longhorns' historic power trio.

HISTORY BY WAY OF THE K — For the fourth time in the last six years, Texas' pitching staff has amassed 550 strikeouts. Heading into the tournament, the Longhorns' 585 punchouts are the fourth-most in a single season. Texas is 34 strikeouts shy of breaking a 41-year-old school-record set in 1985 (618). In 2026, the Longhorns have mounted 19 punchouts in a game on two occasions, accomplishing the feat against Alabama on April 18 and Mississippi State on May 1. Texas' 19 strikeouts matched the most in a nine-inning game in program history, tying its performance against Southwestern Louisiana on March 18, 1988. Ruger Riojas and Dylan Volantis became the first Longhorn duo with 100 strikeouts in a single season since Cole Green (104) and Taylor Jungmann (126) in 2011. Volantis sits third in strikeouts (105) in the SEC, while tying for the 18th-most in the country. Meanwhile, Riojas leads the conference with a 13.85 K/9 and is tied for sixth in punchouts (100).

SPEED KILLS — For the first time since 2005, Texas has eclipsed the century mark in stolen bases. Among all SEC teams, the Longhorns rank third (102), trailing only Kentucky (123) and Oklahoma (114). Six Texas players have swiped double-digit bags, marking the first time in program history. Eight different Longhorns have also set new career-highs. Anthony Pack Jr.'s team-leading 20 stolen bases are the most by a Texas freshman since Drew Stubbs (28) in 2004.

IN A LEAGUE OF OUR OWN — With a 13-6 victory at Tennessee on May 10, Texas became the first-ever college baseball program to reach 1,500 conference wins. As members of the Southeastern Conference, the Longhorns have registered a 41-18 (.695) ledger since joining the league ahead of the 2025 campaign. Across 28 years in the Big 12, Texas notched 422 victories. The Longhorns posted 1,040 wins over 82 seasons in the Southwestern Conference. In its illustrious history, Texas has claimed 16 conference tournament titles and 81 regular season conference championships.

VOLANTIS THE PRAYING MANTIS — Dylan Volantis has become a household name in the sport. This season, Volantis has notched an 8-1 record and a 2.05 ERA, which ranks first in the SEC and sixth nationally. The sophomore boasts the conference's third-lowest WHIP and 12th-best mark in the country. Volantis' 105 strikeouts are the third-most in the SEC and tied for the 18th-most nationally. The 6-foot-6, 220-pound left-hander has held opposing hitters to a .188 clip over a team-high 74 2/3 innings. As of May 21, Volantis leads all active Division I hurlers (min. 75 inn.) in career ERA, notching a 2.01 mark. Across 36 outings, including 14 starts, the two-time All-SEC First Team honoree has registered a 12-2 ledger and 12 saves. Last season, Volantis garnered Baseball America National Freshman of the Year distinction. He became the fourth player to earn the prestigious honor in program history, joining Greg Swindell (1984), Kirk Dressendorfer (1988) and Brooks Kieschnick (1991). A consensus All-American, Volantis led all rookies in WHIP (0.88) and saves (12), while finishing second in ERA (1.94) and B/AVG (.185). He compiled 74 strikeouts and only 12 walks over 51 innings. Volantis tied for 10th in saves nationally, while his 11 saves in conference action are the most by an SEC freshman ever.

ROCKIN' ROBBINS — After being lightly recruited out of high school, Aiden Robbins has emerged as one of the top college draft prospects in the country. Across the regular season, Robbins slashed .348/.435/.697 with 19 home runs and 53 RBI. In SEC play, Robbins finished fourth in slugging (.697) and OPS (1.120), tied for fourth in homers (11) and tied for fifth in total bases (76). Heading into the quarterfinals, the SEC Newcomer of the Year is tied for the sixth-

most home runs by a Longhorn in a season, tying Brooks Kieschnick (1993), Kyle Russell (2008) and Murphy Stehly (2022). In only his 134th at-bat at Texas, he rocketed his 13th blast, surpassing his two-year total at Seton Hall (12). On Feb. 21 vs. Michigan State, Robbins rewrote the record books, becoming the first Longhorn to hit for the cycle since C.J. Hinojosa in 2015. Last year as a sophomore at Seton Hall, the Yardley, Pa., native tallied the fifth-highest on-base percentage (.537) and the sixth-best average (.422) nationally. An ABCA/Rawlings East All-Region Second Team pick, Robbins paced the Pirates in average, runs (63), hits (86), doubles (19), total bases (133), walks (44), on-base percentage, slugging (.652), stolen bases (20) and multi-hit games (26).

HE'S A CATCH — Widely regarded as one of the most prolific power hitters in college baseball, Carson Tinney arrived on The Forty Acres following two standout seasons at Notre Dame. Tinney leads the Longhorns in four offensive categories, highlighted by his team-best 20 home runs and 1.168 OPS. His 20 blasts are tied for the fourth-most by a Texas player in a single season, matching Jeff Ontiveros in 2002. Tinney has also compiled a .321 average and 54 RBI, which ranks second on the club. As of May 21, the 6-foot-4, 240-pound catcher is tied for third in homers, fourth in walks (44) and OPS, sixth in slugging (.695), seventh in on-base percentage (.473), tied for ninth in runs (57) and tied for 10th in RBI, among all qualifying SEC hitters. Across his 30-game on-base streak, Tinney is slashing .355/.504/.804 with 14 home runs and 40 RBI. The junior has reached safely in all but two games this season. Tinney has smacked four "monster" shots over the 32-foot batter's eye in center field at UFCU Disch-Falk Field, trailing only Ivan Melendez's six since the ballpark opened in 1975. Last year, he paced all Power Four players in WRC+ (179) and wOBA (.535), while also tallying the third-highest OPS (1.251). A Buster Posey Award finalist, Tinney paced the Irish in 10 offensive categories, mounting a .348 average, 17 home runs and 53 RBI. The third-ranked catcher in D1Baseball's preseason player rankings was tabbed a consensus All-American in 2025.

PACK-MAN OF THE YEAR — Anthony Pack Jr. has burst onto the college baseball scene in his debut campaign. Pack Jr. is just the fifth Longhorn to receive conference freshman of the year distinction, joining Chance Ruffin (2008), Eric Weiss (2011), Parker French (2012) and Dylan Volantis (2025). The 5-foot-10, 190-pound outfielder led all hitters in batting average (.400) and on-base percentage (.511) in league action. Pack Jr. is the first freshman to hit .400 in SEC play since Mississippi State's Jake Mangum accomplished the feat in 2016. The Lakewood, Calif., native also tied for second in hits (44), tied for third in walks (23), tied for fifth in doubles (10) and stolen bases (12), and finished sixth in OPS (1.111). Throughout the regular season, Pack Jr. notched a team-best .360 average with seven home runs, 45 RBI and a 1.038 OPS. His team-leading 20 stolen bases are the most by a Texas freshman since Drew Stubbs swiped 28 bags in 2004. On April 6, Pack Jr. was tabbed the SEC Co-Freshman of the Week following a series win at South Carolina. Against the Gamecocks, Pack Jr. reached in 10 of his 13 plate appearances, tallying three consecutive multi-hit performances. He became just the third Texas true freshman to mount eight hits in a three-game series since 2019, joining Eric Kennedy (2019) and Jared Thomas (2023). As a senior at Millikan, Pack Jr. was selected as a Perfect Game All-American and collected ABCA/Rawlings High School Gold Glove honors. He batted over .320 in all three interscholastic seasons, including a career-best .393 clip as a junior.

MR. BOOMBASTIC — With his signature walk-up song blasting over the speakers at UFCU Disch-Falk Field, Casey Borba has blossomed into a major power threat in the Longhorns' lineup. Heading into the SEC Tournament, Borba's 33 career home runs are tied for the seventh-most in program history, alongside Scott Bryant (1987-89). This season, he leads the club in RBI (55), while checking in third in homers (17) and slugging (.608). The 6-foot-1, 210-pound slugger left the yard nine times in the month of March, highlighted by his second career multi-homer effort against Texas State on March 10. At Bobcat Ballpark, Borba socked a 477-foot shot, the second-longest blast by a Texas player this season. He was one of four Longhorns to smack double-digit homers in 2025. His 12 dingers tripled his rookie home run total. In his career, Borba has recorded a .274/.393/.572 slash line with 33 homers and 119 RBI.

HOME RUN TRACKER (87)

DATE	OPPONENT	PLAYER	RUNS	INN.
2/13	UC Davis	Robbins	2R	B3
2/13	UC Davis	Mendoza	3R	B7
2/14	UC Davis	Mendoza	2R	B5
2/17	Lamar	Tinney	Solo	B2
2/17	Lamar	Tinney	Solo	B6
2/20	Michigan State	Mendoza	2R	B4
2/20	Michigan State	Borba	2R	B5
2/20	Michigan State	Pack Jr.	Solo	B6
2/21	Michigan State	Robbins	Solo	B8
2/24	UTRGV	Robbins	Solo	B1
2/24	UTRGV	Tinney	2R	B4
2/27	Coastal Carolina	Robbins	2R	B3
2/27	Coastal Carolina	Becerra	Solo	B4
2/27	Coastal Carolina	Becerra	2R	B8
2/27	Coastal Carolina	Larson	Solo	B8
3/1	Ohio State	Becerra	Solo	T3
3/3	Houston Christian	Tinney	3R	B5
3/6	USC Upstate	Mendoza	Solo	B1
3/6	USC Upstate	Borba	Solo	B2
3/6	USC Upstate	Becerra	2R	B3
3/6	USC Upstate	Robbins	2R	B5
3/6	USC Upstate	Pack Jr.	GS	B8
3/7	USC Upstate	Robbins	2R	B5
3/8	USC Upstate	Borba	3R	B4
3/8	USC Upstate	Livingston	GS	B6
3/8	USC Upstate	Livingston	2R	B8
3/10	Texas State	Borba	3R	T3
3/10	Texas State	Pack Jr.	2R	T4
3/10	Texas State	Borba	Solo	T7
3/10	Texas State	Becerra	3R	T9
3/13	Ole Miss	Mendoza	3R	B3
3/13	Ole Miss	Borba	Solo	B4
3/13	Ole Miss	Pack Jr.	3R	B8
3/15	Ole Miss	Tinney	2R	B1
3/15	Ole Miss	Borba	2R	B4
3/17	Tarleton State	Tinney	Solo	B1
3/20	Auburn	Robbins	Solo	T4
3/20	Auburn	Robbins	Solo	T9
3/21	Auburn	Robbins	Solo	T3
3/21	Auburn	Duplantier	3R	T3
3/22	Auburn	Borba	2R	T2
3/31	Texas State	Robbins	2R	B1
3/31	Texas State	Borba	Solo	B6
3/31	Texas State	Mendoza	Solo	B8
4/2	South Carolina	Robbins	Solo	T3
4/3	South Carolina	Tinney	Solo	T1
4/3	South Carolina	Mendoza	Solo	T9
4/3	South Carolina	Tinney	Solo	T9
4/4	South Carolina	Tinney	Solo	T9
4/7	Incarnate Word	Tinney	Solo	B4
4/7	Incarnate Word	Mendoza	Solo	B6
4/10	Texas A&M	Robbins	2R	T5
4/10	Texas A&M	Tinney	2R	T6
4/10	Texas A&M	Robbins	Solo	T9
4/10	Texas A&M	Pack Jr.	Solo	T9
4/11	Texas A&M	Robbins	Solo	T3
4/11	Texas A&M	Livingston	Solo	T5
4/11	Texas A&M	Robbins	Solo	T8
4/14	Texas A&M-Corpus	Tinney	Solo	B3
4/17	Alabama	Tinney	2R	B1
4/24	Vanderbilt	Robbins	Solo	T3
4/24	Vanderbilt	Robbins	2R	T4
4/24	Vanderbilt	Livingston	3R	T5
4/24	Vanderbilt	Rodriguez	2R	T6
4/26	Sam Houston	Tinney	Solo	B3
4/26	Sam Houston	Borba	3R	B5
4/26	Sam Houston	Robbins	Solo	B6
4/26	Sam Houston	Tinney	2R	B9
5/2	Mississippi State	Borba	Solo	B5
5/2	Mississippi State	Rodriguez	Solo	B9
5/5	UTSA	Monsour	2R	B3
5/5	UTSA	Tinney	GS	B8
5/8	Tennessee	Robbins	Solo	T8
5/9	Tennessee	Becerra	2R	T1
5/9	Tennessee	Borba	Solo	T8
5/10	Tennessee	Rodriguez	3R	T1
5/10	Tennessee	Borba	Solo	T1
5/10	Tennessee	Pack Jr.	Solo	T3
5/10	Tennessee	Borba	GS	T6
5/16	Missouri	Borba	2R	B6
5/16	Missouri	Tinney	Solo	B8
5/17	Missouri	Borba	Solo	B3
5/17	Missouri	Tinney	2R	B3
5/17	Missouri	Tinney	GS	B4
5/17	Missouri	Pack Jr.	Solo	B4

LONGHORNS NOTES

SAM THE (FRESH)MAN — A 19-year-old freshman, Sam Cozart has pitched like a 19-year Major League veteran in his debut campaign. Among Division I hurlers (min. 45 inn.), Cozart sits first in WHIP (0.64) and third in ERA (1.59), trailing only UC Santa Barbara's Jackson Flora (1.03) and USC's Mason Edwards (1.49). In SEC play, the 6-foot-6, 260-pound right-hander paced all pitchers (min. 25 inn.) in ERA (1.01) and WHIP (0.64), while tallying a co-league-high seven saves. Overall, Cozart has logged a 6-0 ledger with a 1.59 ERA and eight saves in 20 appearances. The All-SEC First Team nod has recorded a 0.64 WHIP and a .112 batting average against over 45 1/3 frames. A High Point, N.C., native, Cozart has totaled 66 strikeouts, while issuing just 12 walks.

TEMO TIME — A two-year starter at Stanford, Temo Becerra has been an integral part to Texas' 40-12 mark. As of May 21, Becerra is batting .326 with a .909 OPS. Over the last 10 games, the redshirt senior has compiled a .488 average. After hitting three home runs in 430 at-bats across his first three seasons, Becerra has launched six blasts in his first 181 at-bats at Texas. Following the BRUCE BOLT College Classic, he was named the event's Most Outstanding Player. At Daikin Park, Becerra finished 4-for-8 with three home runs, seven runs scored, six RBI, 14 total bases and a 2.365 OPS. The Clovis, Calif., native was tabbed the SEC Co-Player of the Week and earned a spot on Baseball America's Team of the Week. While on The Farm, Becerra hit .314 across 134 games. He was a part of two Pac-12 Championships and two College World Series at Stanford.

HITTERSHIT — Ethan Mendoza has been a force to be reckoned with in the Longhorns' lineup since returning home to the Lone Star State ahead of the 2025 season. During his time at Texas, Mendoza is slashing .301/.411/.468 with 99 runs scored, 126 hits, 13 homers and 78 RBI. He opened his junior campaign on a 15-game on-base streak, totaling a .356 average and a 1.045 OPS. After adding 15 pounds during the offseason, Mendoza homered eight times in his first 132 at-bats, setting a new career-high. An NCAA Div. 1 Central All-Region Second Team selection, Mendoza produced a team-best .333 average with five homers and 35 RBI. The second baseman paced Texas in average, hits (75), triples (4) and multi-hit games (25), while tying for the club lead in stolen bases (15). He was one of four Longhorns to land on the SEC All-Defensive Team. A lifelong Texas fan, Mendoza spent his freshman season at Arizona State, where he batted .315.

ALL-DAY AROD — Since returning from a hand injury, Adrian Rodriguez has picked up where he left off from his breakout freshman campaign. Despite missing eight games due to injury, Rodriguez has tallied a career-best 30 RBI. Across the last 10 contests, the 6-foot-2, 200-pound switch hitter has tallied a .341 average and a .950 OPS. He has registered a .298/.398/.469 line in 93 career games. The 2025 First Team Freshman All-American slashed .313/.410/.516 with seven homers and 23 RBI, finishing second on the club in batting. He also stole a co-team-best 15 bases.

MUSTACHE YOU A QUESTION — Heading into the post-season, Ruger Riojas has cemented himself as one of the top arms in the SEC. The right-hander has notched a 5-2 mark with a 4.02 ERA over 65.0 innings. Riojas' 13.85 K/9 clip is tops in the SEC, while his 7.14 strikeout-to-walk ratio ranks second, trailing only Ole Miss' Tyler Rabe (10.12). Meanwhile, the senior has also posted 100 punchouts, which is tied for the sixth-most in the league. Among all active Division I players, Riojas ranks first in career wins (29) and third in career strikeouts (294). The 6-foot-1, 195-pound hurler has compiled a 4.26 ERA in 249 1/3 innings. Riojas has pitched in 78 contests, drawing 26 starts.

LONGHORN FOR LIFE — Luke Harrison has become a stalwart for the Longhorns in the rotation over the past two campaigns. In Harrison's 29 starts since the beginning of 2025, Texas has gone 23-6. The graduate student has tallied a 6-3 mark and a 4.76 ERA in 70 frames this year. Last season, Harrison totaled a 5-1 ledger and a 3.06 ERA across a team-best 15 starts. Among returning pitchers in the SEC, he mounted the best ERA (min. 1.0 IP/G). Harrison made just two starts in his first three years at Texas, missing the 2023 campaign due to injury. Over 74 career outings, including 31 starts, the 6-foot-2, 220-pound southpaw has amassed a 12-4 record and 4.05 ERA in 186 2/3 innings.

NOTEWORTHY NON-CON — In the regular season, Texas finished 21-2 against non-conference opponents. Texas began the season 16-0, marking its best start to a campaign in 21 years. For the second straight season, the Longhorns finished 9-2 in midweek games. Since 2020, Jim Schlossnagle's clubs have notched a 61-12 (.836) ledger in midweek games, winning 33 of the last 38 contests.

LIVING LEGEND — With Texas' 5-2 victory over Baylor on Feb. 28, Hall of Famer Jim Schlossnagle became the fifth active head coach with 1,000 Division I wins under his belt. Schlossnagle is also the 70th skipper in NCAA history — regardless of level — to reach the milestone. Across his 25-year head coaching career at UNLV (2002-03), TCU (2004-21), Texas A&M (2022-24) and Texas (2025-present), Schlossnagle has totaled a 1,030-481 (.682) ledger. The two-time National Coach of the Year and nine-time conference honoree has led his team to the College World Series seven times in the last 15 seasons, including a co-nation's best six trips to Omaha in the last 11 campaigns.

PATIENCE IS A VIRTUE — Throughout his time as a head coach, Jim Schlossnagle's teams have been touted as some of the best offensive units nationally. At the forefront of their approach, Schlossnagle's clubs have been known for working lengthy at-bats. Over the last five full seasons, Schlossnagle's squad has led the country in pitches per plate appearance. In 2026, Texas (4.11) sits second in the country in that category, trailing only Oklahoma State (4.15).

DOMINATE THE ZONE — Under pitching coach Max Weiner, the Longhorns have adopted the identity of 'Dominate the Zone.' Weiner puts an emphasis on overall strike percentage, winning the 0-0 and 1-1 counts, and maximizing strikeout-to-walk ratio. This year, Texas has thrown 64.7 percent of its pitches for strikes, while totaling a 63.1 percent clip in 0-0 counts and a 63.3 percent mark in 1-1 counts. The Longhorns sport a 3.48 strikeout-to-walk ratio, which is fourth-best nationally. As of May 21, Texas ranks third in FIP (3.30), fifth in WHIP (1.21) and 16th in ERA (4.15) in the country.

OWN THE DISCH — Since UFCU Disch-Falk Field opened in 1975, Texas has gone 1,690-431-3 (.796) at home thanks in large part to Longhorn Nation. Texas has averaged 7,243 fans per game at home, the fifth-highest mark in the country. On March 28, the Longhorns drew the second-largest regular season crowd in program history, with of 8,059 fans in attendance against then-No. 8 Oklahoma. Across the three-game series against the Sooners, the Longhorns welcomed 23,407 fans to UFCU Disch-Falk Field, the third-highest recorded mark for a three-game set in the ballpark's history.

SEASON TO REMEMBER — Last year, Texas mounted a 44-14 ledger, which marked its best record since 2010. The Longhorns won 38 of their first 43 contests. After an extra-inning defeat on Opening Day, Texas rattled off 17 straight victories from Feb. 15 - March 16. The 17-game winning streak was its longest since the program won 21 in a row in 2010. The Longhorns also posted a 10-game winning streak to cap off a 15-2 month of April. Texas was tabbed the No. 2 overall seed in the NCAA Division I Baseball Championship, hosting for the 38th time in its 64 postseason appearances.

GUESS WHO'S BACK, BACK AGAIN — The Longhorns bring back 16 letterwinners from their SEC Championship club from a year ago, headlined by reigning Baseball America National Freshman of the Year. Overall, Texas returns 76 percent of its innings pitched, including 45 of its 58 starts on the mound. Last season, the Longhorns' pitching staff notched the second-best WHIP (1.18) and the sixth-best ERA (3.71) in the country. Offensively, Ethan Mendoza and Adrian Rodriguez — Texas' top two leading hitters in 2025 — are back on The Forty Acres. Mendoza led the squad with a .333 batting average, while Rodriguez produced a .313 clip.

THE UNIVERSITY OF TEXAS AT OMAHA — The winningest NCAA Division I college baseball program of all-time has become very familiar with the restaurants in Omaha, Neb. Texas holds the record for most College World Series appearances (38), most individual CWS games won (88), most overall NCAA Tournament games won (260) and most NCAA Tournament appearances (64). The Longhorns have won six national championships, trailing only USC (12) and LSU (8).

BY THE NUMBERS

Current streak: W4
Current record: 40-12
SEC record: 19-10
Home/Road/Neutral: 29-4 / 8-8 / 3-0
Day/Night: 17-3 / 23-9
White/Pin/Cream/Orange/Gray: 10-1 / 7-1 / 7-0 / 8-5 / 5-5
Series W-L-T (home): 8-0
Series W-L-T (road): 3-2
vs. LH/RH starters: 15-6 / 25-6
Come-from-behind wins: 14
1-run games: 5-4
2-run games: 7-1
5+ run games: 23-5
Extra innings: 3-1
Shutouts: 4-1
Score 5 or more: 33-4
Score less than 5: 7-8
Score first: 27-5
Opp. score first: 13-7
Ahead after 6-7-8: 34-2 / 29-2 / 28-1
Behind after 6-7-8: 3-8 / 4-9 / 1-10
Tied after 6-7-8: 3-2 / 1-1 / 3-1
Hit homer: 30-9
Made 0 errors: 22-4
Made 1+ error: 18-8
Collect 10 or more hits: 25-3
Opp. 10 or more hits: 4-5
Outhit opponents: 30-1
Outhit by opponents: 5-9

MISCELLANEOUS

Game-Tying & Go-Ahead RBI (77): Robbins (14), Mendoza (13), Tinney (12), Pack Jr. (9), Borba (7), Rodriguez (7), Becerra (6), Larson (3), Livingston (2), Monsour (2), Duplantier (1), Williams (1)

2-Out RBI (136): Pack Jr. (21), Borba (18), Tinney (17), Becerra (16), Rodriguez (15), Robbins (14), Mendoza (10), Duplantier (7), Livingston (7), Monsour (5), Larson (3), Ermis (2), Williams (1)

Bunt Singles (7): Duplantier (2), Larson (2), Becerra (1), Livingston (1), Monsour (1)

Outfield Assists (5): Pack Jr. (3), Duplantier (1), Robbins (1)

Batted Around (13): 2/13 vs. UC Davis (5th inn.), 2/15 vs. UC Davis (3rd inn.), 2/17 vs. Lamar (5th inn.), 2/27 vs. Coastal Carolina (8th inn.), 3/1 vs. Ohio State (3rd inn.), 3/3 vs. Houston Christian (4th inn.), 3/3 vs. Houston Christian (6th inn.), 3/7 vs. USC Upstate (5th inn.), 3/31 vs. Texas State (6th inn.), 4/7 vs. Incarnate Word (2nd inn.), 5/3 vs. Mississippi State (3rd inn.), 5/15 vs. Missouri (4th inn.), 5/16 vs. Missouri (4th inn.)

Run-Rule Wins (8): 2/13 vs. UC Davis (F/7), 2/17 vs. Lamar (F/7), 2/24 vs. UTRGV (F/7), 3/3 vs. Houston Christian (F/7), 3/6 vs. USC Upstate (F/8), 3/8 vs. USC Upstate (F/8), 3/26 vs. Oklahoma (F/7), 4/7 vs. Incarnate Word (F/7)

2026 RANKINGS WEEKLY SUMMARY

POLL	D1	BA	NCBWA	PG	USATODAY
Pre	3	8	3	8	3
Feb. 16	3	7	2	8	3
Feb. 23	3	6	3	6	3
Mar. 2	3	5	3	5	3
Mar. 9	2	3	2	2	2
Mar. 16	2	2	2	2	2
Mar. 23	2	2	2	2	2
Mar. 30	2	2	2	2	2
Apr. 6	2	2	2	3	2
Apr. 13	4	4	4	4	4
Apr. 20	4	3	4	4	4
Apr. 27	4	3	4	4	4
May 4	4	3	4	4	4
May 11	6	6	7	6	5
May 18	5	5	5	5	5

HITTING STREAKS

	LONGEST	CURRENT
Anthony Pack Jr.	17	5
Casey Borba	10	-
Carson Tinney	8	3
Ethan Mendoza	8	1
Temo Becerra	7	2
Adrian Rodriguez	6	5
Jayden Duplantier	5	1
Aiden Robbins	5	-
Ashton Larson	4	1
Josh Livingston	3	2
Presley Courville	3	-
Maddox Monsour	3	-
Dariyan Pendergrass	2	2
Andrew Ermis	2	-
Jonah Williams	2	-

MULTIPLE-HIT GAMES

	2	3	4	5+	TOT
Aiden Robbins	16	7	1	-	24
Temo Becerra	15	2	3	-	20
Anthony Pack Jr.	14	5	1	-	20
Carson Tinney	13	5	-	-	18
Adrian Rodriguez	10	4	-	-	14
Casey Borba	12	2	-	-	14
Ethan Mendoza	7	5	-	-	12
Jayden Duplantier	5	-	-	-	5
Ashton Larson	3	-	-	-	2
Josh Livingston	2	1	-	-	3
Jonah Williams	2	-	-	-	2
Andrew Ermis	2	-	-	-	2
Presley Courville	1	-	-	-	1
Maddox Monsour	-	1	-	-	1
Dariyan Pendergrass	1	-	-	-	1
TEAM	103	32	5	0	140

W-L BY POSITION (STARTS)

	C	1B	2B	SS	3B	LF	CF	RF	DH
Becerra	-	-	3-0	5-3	32-9	-	-	-	-
Borba	-	31-9	-	-	8-3	-	-	-	-
Courville	1-0	-	-	-	-	-	-	-	2-1
Duplantier	-	-	1-1	-	-	-	-	12-6	1-0
Ermis	5-2	-	-	-	-	-	-	-	-
Larson	-	4-2	-	-	-	14-2	-	-	10-5
Livingston	-	5-1	-	-	-	-	-	-	11-4
Mendoza	-	-	36-11	-	-	-	-	-	4-0
Monsour	-	-	-	-	-	1-0	4-3	2-0	3-1
Pack Jr.	-	-	-	-	-	25-10	-	14-2	-
Pendergrass	-	-	-	-	-	-	3-0	2-1	-
Robbins	-	-	-	-	-	-	33-9	6-3	-
Rodriguez	-	-	-	35-9	-	-	-	-	-
Tinney	34-10	-	-	-	-	-	-	-	6-1
Williams	-	-	-	-	-	-	-	4-0	3-0

W-L BY BATTING ORDER (STARTS)

	1	2	3	4	5	6	7	8	9
Becerra	-	-	-	2-1	16-4	11-7	6-0	5-0	-
Borba	-	-	-	0-1	8-2	8-2	17-3	6-4	-
Courville	-	-	-	-	-	-	0-1	1-0	2-0
Duplantier	-	-	-	-	-	-	0-1	9-5	5-1
Ermis	-	-	-	-	-	1-0	-	1-0	3-2
Larson	-	-	-	-	1-0	4-0	13-7	5-1	5-1
Livingston	-	-	-	-	1-0	2-0	2-0	3-0	8-5
Mendoza	28-7	-	-	4-1	6-3	-	1-0	1-0	-
Monsour	-	-	-	-	-	-	-	3-2	7-2
Pack Jr.	1-0	0-1	8-4	7-4	-	14-3	1-0	3-0	5-0
Pendergrass	-	-	-	-	-	-	-	-	5-1
Robbins	11-5	-	28-7	-	-	-	-	-	-
Rodriguez	-	9-0	4-1	18-5	4-3	-	-	-	-
Tinney	-	31-11	-	9-0	-	-	-	-	-
Williams	-	-	-	-	4-0	-	-	3-0	-

PITCHING BY THE NUMBERS

	W-L-S	G	ERA	IP	H	ER	BB	SO	HR
Totals	40-12-14	52	4.15	451.1	377	208	168	585	43
SEC	19-10-8	29	4.41	257.1	218	126	96	343	27
Starters	21-6-0	52	3.87	237.0	199	102	76	312	18
Relievers	19-6-14	52	4.45	214.1	178	106	92	273	25
Home	29-4-10	33	3.67	287.0	235	117	87	384	20
Road	8-8-3	16	5.57	137.1	129	85	65	159	22
Neutral	3-0-1	3	2.00	27.0	13	6	16	42	1
February	10-0-3	10	1.39	84.0	46	13	33	111	0
March	14-4-4	18	3.75	158.1	140	66	59	199	12
April	9-5-4	14	5.21	121.0	109	70	47	164	14
May	7-3-3	10	6.03	88.0	82	59	29	111	17

ON-BASE STREAKS

	LONGEST	CURRENT
Carson Tinney	30	30
Anthony Pack Jr.	24	5
Casey Borba	23	5
Ethan Mendoza	15	1
Aiden Robbins	15	-
Temo Becerra	14	2
Josh Livingston	13	3
Adrian Rodriguez	9	5
Ashton Larson	8	3
Jayden Duplantier	8	2
Maddox Monsour	5	-
Andrew Ermis	4	3
Presley Courville	3	-
Dariyan Pendergrass	2	2
Jonah Williams	2	-
Callum Early	1	1

MULTIPLE-RBI GAMES

	2	3	4	5+	TOT
Aiden Robbins	8	8	-	-	16
Casey Borba	10	1	-	4	15
Anthony Pack Jr.	11	3	1	-	15
Carson Tinney	7	5	1	2	15
Ethan Mendoza	7	6	-	-	13
Temo Becerra	3	6	-	1	10
Adrian Rodriguez	4	4	-	-	8
Jayden Duplantier	2	2	-	-	4
Josh Livingston	1	2	-	1	4
Maddox Monsour	2	1	-	-	3
Andrew Ermis	1	-	-	-	1
Ashton Larson	1	-	-	-	1
Dariyan Pendergrass	-	1	-	-	1
Jonah Williams	1	-	-	-	1
TEAM	58	39	2	8	107

HONORS & RANKINGS

NATIONAL AWARD SEMIFINALISTS / WATCH LISTS

SAM COZART.....	BA Freshman of the Year
.....	NCBWA Stopper of the Year
AIDEN ROBBINS.....	USA Baseball Golden Spikes Award
.....	NCBWA Dick Howser Trophy
DYLAN VOLANTIS.....	USA Baseball Golden Spikes Award
.....	NCBWA Dick Howser Trophy
CARSON TINNEY.....	NCBWA Dick Howser Trophy
.....	Buster Posey Catcher of the Year
RUGER RIOJAS.....	BA Pitcher of the Year

SEC BASEBALL AWARDS

ANTHONY PACK JR.	Freshman of the Year
.....	First Team
.....	Freshman Team
AIDEN ROBBINS	Newcomer of the Year
.....	First Team
SAM COZART	First Team
.....	Freshman Team
DYLAN VOLANTIS	First Team
CARSON TINNEY	Second Team

NATIONAL WEEKLY AWARDS

ETHAN MENDOZA.....	BA College Team of the Week (2/17)
AIDEN ROBBINS	BA College Team of the Week (2/24)
.....	BA College Team of the Week (4/14)
TEMO BECERRA.....	BA College Team of the Week (3/3)
RUGER RIOJAS.....	BA College Team of the Week (3/10)
SAM COZART.....	PG Co-Freshman of the Week (3/10)
CASEY BORBA	BA College Team of the Week (3/17)
CARSON TINNEY.....	PG Co-Player of the Week (5/19)
....	College Baseball Foundation Catcher of the Week (5/19)

SEC WEEKLY AWARDS

DYLAN VOLANTIS.....	Co-Pitcher of the Week (2/16)
.....	Co-Pitcher of the Week (5/4)
.....	Co-Pitcher of the Week (5/18)
TEMO BECERRA	Co-Player of the Week (3/2)
SAM COZART	Freshman of the Week (3/9)
.....	Co-Freshman of the Week (4/20)
RUGER RIOJAS.....	Co-Pitcher of the Week (3/30)
ANTHONY PACK JR.	Co-Freshman of the Week (4/6)
CARSON TINNEY.....	Player of the Week (5/18)

D1 BASEBALL POSITION RANKINGS

SAM COZART.....	No. 2 Relief Pitcher
CARSON TINNEY	No. 4 Catcher
AIDEN ROBBINS	No. 4 Outfielder
DYLAN VOLANTIS	No. 4 Starting Pitcher
ETHAN MENDOZA	No. 17 Second Baseman
RUGER RIOJAS.....	No. 21 Starting Pitcher
BRETT CROSSLAND	No. 33 Relief Pitcher
LUKE HARRISON	No. 43 Starting Pitcher
ANTHONY PACK JR	No. 48 Outfielder
CASEY BORBA	No. 49 First Baseman

BASEBALL AMERICA TOP 400 DRAFT PROSPECTS

AIDEN ROBBINS.....	No. 20 Overall
CARSON TINNEY.....	No. 52 Overall
RUGER RIOJAS.....	No. 57 Overall
HAIDEN LEFFEW.....	No. 155 Overall
THOMAS BURNS.....	No. 176 Overall
ETHAN MENDOZA.....	No. 392 Overall

PERFECT GAME TOP 400 DRAFT BOARD

AIDEN ROBBINS.....	No. 23 Overall
CARSON TINNEY.....	No. 58 Overall
RUGER RIOJAS.....	No. 64 Overall
THOMAS BURNS.....	No. 173 Overall
LUKE HARRISON	No. 347 Overall
ETHAN MENDOZA.....	No. 353 Overall
HAIDEN LEFFEW.....	No. 367 Overall

THE LAST TIME A LONGHORN

Had Two Hits in One Inning	Max Belyeu	March 2, 2025	vs. Illinois
Had Four Hits in a Game	Anthony Pack Jr.	April 17, 2026	vs. Alabama
Had Five Hits in a Game	Rylan Galvan	March 29, 2024	at Kansas State
Had Six Hits in a Game	Ruben Ortega	March 30, 1946	at McMurray College
Hit for the Cycle	Aiden Robbins	Feb. 21, 2026	vs. Michigan State
Led Off Game with HR	Ethan Mendoza	March 6, 2026	vs. USC Upstate
Hit Pinch-Hit HR	Jack O'Dowd	May 5, 2024	vs. Oklahoma State
Hit Walk-off HR (non Run-Rule)	Carson Tinney	April 28, 2026	vs. Sam Houston
Hit Inside the Park Home Run	Zach Zubia	Feb. 26, 2021	vs. BYU
Hit Grand Slam	Carson Tinney	May 17, 2026	vs. Missouri
Hit Two Home Runs in a Game	Carson Tinney	May 17, 2026	vs. Missouri
Hit Three Home Runs in a Game	Max Belyeu	March 24, 2024	vs. Baylor
Scored Four Runs in a Game	Carson Tinney	April 17, 2026	vs. Alabama
Scored Five Runs in a Game	Jalin Flores	March 29, 2024	at Kansas State
Stole Four Bases in a Game	Mike Antico	June 6, 2021	vs. Fairfield
Stole Five Bases in a Game	MacGregor Byers	Feb. 13, 1996	vs. St Mary's (Texas)
Recorded Six RBI in a Game	Carson Tinney	May 15, 2026	vs. Missouri
Recorded Eight RBI in a Game	Kimble Schuessler	April 19, 2025	vs. Auburn
Recorded 10 RBI in a Game	Ron Gardenhire	March 5, 1978	vs. Arkansas
Struck Out Four Batters in One Inning	Ruger Riojas	April 18, 2026	vs. Alabama
Struck Out 10 Batters in a Game	Luke Harrison	April 19, 2026	vs. Alabama
Struck Out 11 Batters in a Game	Dylan Volantis	April 24, 2026	at Vanderbilt
Struck Out 12 Batters in a Game	Dylan Volantis	May 1, 2026	vs. Mississippi State
Struck Out 13 Batters in a Game	Pete Hansen	June 6, 2021	vs. Fairfield
Struck Out 14 Batters in a Game	Ty Madden	March 5, 2021	at Houston
Struck Out 15 Batters in a Game	Taylor Jungman	March 15, 2010	vs. Iowa
Struck Out 19 Batters in a Game	Eric Stone	March 18, 1988	vs. Southwestern Louisiana
Threw 7-inn. Complete Game	Ruger Riojas	March 26, 2026	vs. Oklahoma
Threw 9-inn. Complete Game	Ace Whitehead	March 23, 2024	vs. Baylor
Threw 7-inn. Complete Game Shutout	Ruger Riojas	March 26, 2026	vs. Oklahoma
Threw 9-inn. Complete Game Shutout	Pete Hansen	April 8, 2022	TCU
Threw No-Hitter (non-Perfect Game)	Brandon Workman	March 1, 2009	vs. Penn State
Threw Combined No-Hitter	Dillion Peters/Morgan Cooper	May 16, 2014	vs. Kansas State
Threw Perfect Game	James Street	April 3, 1970	vs. Texas Tech

THE LAST TIME THE LONGHORNS

Had 20 Hits (or more) in a Game	March 29, 2024	vs. Kansas State (22)
Had 25 Hits (or more) in a Game	March 10, 1998	vs. Southern Illinois (25)
Allowed 20 Hits (or more) in a Game	April 11, 2008	at Missouri (26)
Allowed 25 Hits (or more) in a Game	April 11, 2008	at Missouri (26)
Scored 20 Runs (or more) in a Game	March 24, 2024	vs. Kansas State (21)
Allowed 20 Runs (or more) in a Game	April 11, 2008	at Missouri (31)
Hit Five HR (or more) in a Game	March 6, 2026	vs. USC Upstate (5)
Hit Six HR (or more) in a Game	April 28, 2024	vs. Oklahoma (6)
Held Opponent to one hit in a Game	Feb. 27, 2018	vs. UTSA (1)
Held Opponent to two hits in a Game	April 4, 2026	at South Carolina (2)
Struck out 19 batters (or more) in a Game	May 1, 2026	vs. Mississippi State (19)
Struck out 20 batters (or more) in a Game	March 12, 2010	vs. Iowa (20)
Struck out 21 batters (or more) in a Game	May 30-31, 2009	vs. Boston College (22)
Struck out 22 batters (or more) in a Game	May 30-31, 2009	vs. Boston College (22)
Turned Four Double Plays in a Game	May 2, 2017	vs. UT Arlington (4)
Turned Five Double Plays in a Game	May 19, 2012	vs. Baylor (5)
Turned Triple Play in a Game	May 7, 1987	vs. Washington State (1)
Overcame five-run deficit to win a game	April 14, 2026	vs. Texas A&M-CC (14-7)
Overcame six-run deficit to win a game	April 28, 2026	vs. Sam Houston (15-14)
Overcame seven-run deficit to win a game	March 22, 2017	vs. UTRGV (9-7)
Tossed Shutout in a Game	March 26, 2026	vs. Oklahoma (14-0)
Was Shutout in a Game	April 25, 2026	at Vanderbilt (6-0)
Won on Walk-off (non Run-Rule)	April 28, 2026	vs. Sam Houston (15-14)
Lost on Walk-off (non Run-Rule)	March 20, 2026	at Auburn (4-3)
Won 20 Consecutive Games	2010	21 Games
Won 30 Consecutive Games	1982	33 Games
Won 40 Games in Regular Season	2026	40-12
Won 50 Games in Regular Season	1988	51-8-1
Won 40 Games in a Season	2026	40-12
Won 50 Games in a Season	2021	50-17
Scored 500 Runs in a Season	2022	541
Scored 600 Runs in a Season	1989	610
Had 600 Hits in a Season	2023	630
Had 700 Hits in a Season	2022	753
Had 150 Doubles in a Season	2022	157
Had 160 Doubles in a Season	2002	164
Had 25 Triples in a Season	2011	26
Had 35 Triples in a Season	2003	37
Hit 80 Home Runs in a Season	2026	87
Hit 90 Home Runs in a Season	2023	91
Hit 100 Home Runs in a Season	2022	128
Had Team Average of .300 or Better	2022	.314
Had Team Average of .315 or Better	2007	.316
Stole 100 Bases in a Season	2025	102
Stole 110 Bases in a Season	2004	114



INFIELDER/OUTFIELDER

JAYDEN DUPLANTIER 0

CLASS Senior
HOMETOWN **Humble, Texas**
HIGH SCHOOL **Summer Creek**

BATS RIGHT THROWS RIGHT HEIGHT 6'0" WEIGHT 200

NOTES


- Ultra-versatile athlete that can play infield or outfield with explosive speed
- Nicknamed 'Gumbo'
- Launched first career homer in 126th at-bat at Auburn on March 21, 2026
- Produced more hits (24) this year than prior three seasons combined (19)
- Notched first career hit with two-run double vs. Missouri on Feb. 18, 2023
- Older brother, Andre II, played at Texas from 2020-25
- Cousin, Jon DuPlantier, played for Arizona Diamondbacks after standout career at Rice

CAREER HIGHS

At-Bats: 4 (9x) // last at Tennessee, 5/10/26
Runs: 2 (8x) // last vs. Missouri, 5/15/26
Hits: 2 (8x) // last vs. Missouri, 5/15/26
Home Runs: 1 // last at Auburn, 3/21/26
RBI: 3 (2x) // last vs. Oklahoma, 3/26/26
Total Bases: 4 // at Auburn, 3/21/26

CAREER STATISTICS

YEAR	AVG	GP	GS	AB	R	H	2B	3B	HR	RBI	SLG%	BB	HBP	SO	GDP	OB%	SF	SH	SB
2023	.256	34	10	43	12	11	3	0	0	7	.326	5	1	9	0	.347	0	1	0
2024	.111	13	2	9	5	1	0	0	0	3	.111	3	2	2	0	.375	2	0	0
2025	.163	30	10	43	9	7	3	0	0	4	.233	11	1	15	1	.345	0	2	6
2026	.258	44	21	89	24	23	4	0	1	15	.337	17	1	26	1	.380	1	3	11
Total	.228	121	43	184	50	42	10	0	1	29	.299	36	5	52	2	.364	3	6	17



INFIELDER

TEMO BECERRA 1

CLASS Redshirt Senior
HOMETOWN **Clovis, Calif.**
PREVIOUS **Stanford**

BATS RIGHT THROWS RIGHT HEIGHT 6'0" WEIGHT 195

NOTES

- 'Winning ballplayer' with experience as multi-year starter at Stanford
- Full name is 'Cauahtemoc'
- Lone Longhorn to start all 52 games in regular season
- Totaled .488 average and 1.216 OPS across last 10 games
- Homered six times in 181 at-bats, doubling three-year, 430 at-bat total at Stanford
- First-generation college student who earned undergraduate degree at Stanford
- Part of two Pac-12 Championships and two College World Series appearances at Stanford

CAREER HIGHS

At-Bats: 6 // at Utah, 3/30/24
Runs: 4 // at Tennessee, 5/10/26
Hits: 4 (3x) // last at Tennessee, 5/9/26
Home Runs: 2 // vs. Coastal Carolina, 2/27/26
RBI: 5 // at Tennessee, 5/9/26
Total Bases: 8 (2x) // last at Tennessee, 5/9/26

CAREER STATISTICS

YEAR	AVG	GP	GS	AB	R	H	2B	3B	HR	RBI	SLG%	BB	HBP	SO	GDP	OB%	SF	SH	SB
2023	.316	28	11	57	12	18	4	0	2	7	.491	6	1	11	1	.385	1	5	1
2024	.298	54	53	188	27	56	8	1	0	18	.351	12	7	31	4	.357	3	6	2
2025	.330	52	51	185	27	61	11	2	1	37	.427	16	4	28	6	.384	6	9	4
2026	.326	52	52	193	47	63	9	1	6	39	.477	33	5	40	2	.432	3	1	11
Total	.318	186	167	623	113	198	32	4	9	101	.425	67	17	110	13	.392	13	21	18



INFIELDER

ETHAN MENDOZA 5

CLASS Junior
HOMETOWN **Bedford, Texas**
PREVIOUS **Arizona State**

BATS RIGHT THROWS RIGHT HEIGHT 5'10" WEIGHT 200

NOTES

- Elite bat-to-ball skills and continues to evolve as hitter and defender
- Nicknamed 'Doza'
- Homered eight times in first 123 at-bats, setting new career-high
- Added 15 lbs during offseason, resulting in higher exit velocities in practices
- Led Longhorns in average (.328), hits (75), triples (4) and multi-hit games (25) a year ago
- Earned spot on 2025 SEC's All-Defensive Team
- Grew up diehard Texas fan despite attending Arizona State as freshman

CAREER HIGHS

At-Bats: 7 // at Kentucky, 4/12/25
Runs: 5 // vs. Washington, 5/5/24
Hits: 3 (16x) // last at South Carolina, 4/3/26
Home Runs: 1 (16x) // last vs. Incarnate Word, 4/7/26
RBI: 5 // vs. Houston Christian, 4/8/25
Total Bases: 8 (2x) // last vs. Texas State, 3/31/26

CAREER STATISTICS

YEAR	AVG	GP	GS	AB	R	H	2B	3B	HR	RBI	SLG%	BB	HBP	SO	GDP	OB%	SF	SH	SB
2024	.315	53	49	203	35	64	11	3	3	24	.443	13	4	22	4	.367	1	1	0
2025	.333	56	55	225	53	75	9	4	5	35	.476	36	6	47	2	.437	1	0	15
2026	.263	51	51	194	46	51	12	1	8	43	.459	37	5	31	4	.383	7	0	10
Total	.305	160	155	622	134	190	32	8	16	101	.460	86	15	100	10	.398	9	1	25



OUTFIELDER
**ANTHONY
PACK JR. 6**

CLASS Freshman
HOMETOWN Lakewood, Calif.
HIGH SCHOOL Millikan

BATS LEFT THROWS LEFT HEIGHT 5'10" WEIGHT 190

NOTES

- Exciting young position player with five-tool potential
- Teammates call him, 'Pack-Man' and 'Backpack'
- Garnered SEC Freshman of the Year honors and First Team All-SEC distinction on Monday
- In SEC play, led all hitters in batting average (.400) and on-base percentage (.511)
- Became first SEC freshman to hit .400 in league action since Mississippi State's Jake Mangum in 2016
- Team-leading 20 stolen bases are most by a Texas freshman since Drew Stubbs (28) in 2004
- Tabbed 2024 Perfect Game All-American

CAREER HIGHS

At-Bats: 5 (7x) // last at Tennessee, 5/9/26
Runs: 4 // vs. Oklahoma, 3/26/26
Hits: 4 // vs. Alabama, 4/17/26
Home Runs: 1 (7x) // last vs. Missouri, 5/15/26
RBI: 4 // vs. USC Upstate, 3/6/26
Total Bases: 6 (3x) // last at Tennessee, 5/10/26

CAREER STATISTICS

YEAR	AVG	GP	GS	AB	R	H	2B	3B	HR	RBI	SLG%	BB	HBP	SO	GDP	OB%	SF	SH	SB
2026	.360	52	51	186	48	67	16	0	7	45	.559	39	6	32	1	.479	3	0	20
Total	.360	52	51	186	48	67	16	0	7	45	.559	39	6	32	1	.479	3	0	20



CATCHER
**ANDREW
ERMIS 7**

CLASS Junior
HOMETOWN San Antonio, Texas
PREVIOUS Temple (Tx.)

BATS RIGHT THROWS RIGHT HEIGHT 6'1" WEIGHT 210

NOTES

- All-around backstop who made jump from junior college to Division I
- Earned start in six of Longhorns' 10 midweek contests
- Led Leopards in AVG, HR, RBI, HBP, OBP and SLG% as sophomore
- Played two seasons at Temple (Tx.)
- Garnered First Team All-District recognition twice at Reagan
- Notched .333 average and 14 extra-base hits during senior campaign
- Father, Chris, played for Blue Jays organization and coached 27 years at his alma mater, St. Mary's

DIVISION 1 CAREER HIGHS

At-Bats: 3 (4x) // last vs. Sam Houston, 4/28/26
Runs: 2 (2x) // last vs. Incarnate Word, 4/7/26
Hits: 2 (2x) // last vs. Houston Christian, 3/3/26
Home Runs: N/A
RBI: 2 // vs. UTRGV, 2/24/26
Total Bases: 2 (2x) // last vs. Houston Christian, 3/3/26

DIVISION 1 CAREER STATISTICS

YEAR	AVG	GP	GS	AB	R	H	2B	3B	HR	RBI	SLG%	BB	HBP	SO	GDP	OB%	SF	SH	SB
2026	.313	13	7	16	4	5	0	0	0	5	.313	8	2	7	0	.556	1	0	0
Total	.313	13	7	16	4	5	0	0	0	5	.313	8	2	7	0	.556	1	0	0



CATCHER
**CARSON
TINNEY 8**

CLASS Junior
HOMETOWN Castle Pines, Colo.
PREVIOUS Notre Dame

BATS RIGHT THROWS RIGHT HEIGHT 6'4" WEIGHT 240

NOTES

- One of top all-around catchers in country who brings leadership to club
- Earned spot on All-SEC Second Team
- Heading into quarterfinals, tied for fourth-most home runs by Longhorn in single season
- As of May 21, tied for third in homers, while ranking fourth in OPS, among all qualifying SEC hitters
- Slashing .355/.504/.804 with 14 home runs and 40 RBI across 30-game on-base streak
- Tabbed consensus All-American following sophomore season at Notre Dame
- Named one of three finalists for prestigious Buster Posey Award

CAREER HIGHS

At-Bats: 6 // vs. Ohio State, 3/1/26
Runs: 4 (5x) // last vs. Sam Houston, 4/28/26
Hits: 5 // at Stanford, 4/20/25
Home Runs: 2 (7x) // last vs. Missouri, 5/15/26
RBI: 6 // vs. Missouri, 5/15/26
Total Bases: 10 (2x) // last at Purdue, 4/29/25

CAREER STATISTICS

YEAR	AVG	GP	GS	AB	R	H	2B	3B	HR	RBI	SLG%	BB	HBP	SO	GDP	OB%	SF	SH	SB
2024	.268	28	15	56	12	15	4	0	3	9	.500	8	4	15	1	.397	0	1	1
2025	.348	48	46	158	52	55	13	0	17	53	.753	34	13	40	2	.498	0	0	1
2026	.321	52	51	187	57	60	10	0	20	54	.695	44	11	56	1	.473	1	0	9
Total	.324	128	112	401	121	130	27	0	40	116	.691	86	28	111	4	.473	1	1	11



OUTFIELDER
JONAH WILLIAMS 9

CLASS **Sophomore**
HOMETOWN **Galveston, Texas**
HIGH SCHOOL **Ball**

BATS **LEFT** THROWS **LEFT** HEIGHT **6'3"** WEIGHT **210**

NOTES

- Ultra-athletic two-sport standout who also stars for Texas football team
- Will miss remainder of season due to shoulder injury
- Became first Longhorn with three RBI in first career start since Zach Zubia on Feb. 25, 2018
- Notched first career hit against Auburn on April 18, 2025
- Enrolled semester early in January 2025, playing on diamond as 17-year-old
- Garnered pair of All-District MVP honors in both baseball and football at Ball
- Brother, Nick, played four season in MLB

CAREER HIGHS

At-Bats: 5 (2x) // last vs. UTSA, 5/31/25
Runs: 2 (3x) // last vs. Michigan State, 2/20/26
Hits: 3 // vs. Auburn, 4/19/25
Home Runs: N/A
RBI: 3 (2x) // last vs. Florida, 5/10/25
Total Bases: 3 (3x) // last vs. Ohio State, 3/1/26

CAREER STATISTICS

YEAR	AVG	GP	GS	AB	R	H	2B	3B	HR	RBI	SLG%	BB	HBP	SO	GDP	OB%	SF	SH	SB
2025	.327	20	15	55	8	18	3	0	0	10	.382	3	2	13	0	.383	0	0	3
2026	.304	8	7	23	5	7	2	0	0	4	.391	4	1	5	1	.414	1	0	0
Total	.321	28	22	78	13	25	5	0	0	14	.385	7	3	18	1	.393	1	0	3



CATCHER
PRESLEY COURVILLE 14

CLASS **Freshman**
HOMETOWN **Lake Charles, La.**
HIGH SCHOOL **Barbe**

BATS **RIGHT** THROWS **RIGHT** HEIGHT **5'11"** WEIGHT **185**

NOTES

- Toolsy and versatile defender who will compete for playing time
- Missed 14 contests after earning first career start against Baylor on Feb. 28, 2026
- Landed on 2025 All-Southwest Louisiana Team
- Garnered district MVP honors as senior at Barbe
- Notched a .492 average during final campaign
- Led Buccaneers to state and national championships in 2023
- Father, Jim, played golf at McNeese State

CAREER HIGHS

At-Bats: 4 (2x) // last at Tennessee, 5/9/26
Runs: 2 // vs. Mississippi State, 5/3/26
Hits: 2 // vs. Baylor, 2/28/26
Home Runs: N/A
RBI: 1 // vs. UTRGV, 2/24/26
Total Bases: 3 // vs. Baylor, 2/28/26

CAREER STATISTICS

YEAR	AVG	GP	GS	AB	R	H	2B	3B	HR	RBI	SLG%	BB	HBP	SO	GDP	OB%	SF	SH	SB
2026	.261	13	4	23	2	6	1	0	0	1	.304	2	0	8	0	.320	0	2	1
Total	.261	13	4	23	2	6	1	0	0	1	.304	2	0	8	0	.320	0	2	1



INFIELDER
JOSH LIVINGSTON 15

CLASS **Graduate**
HOMETOWN **Prosper, Texas**
PREVIOUS **Wichita State**

BATS **LEFT** THROWS **RIGHT** HEIGHT **6'0"** WEIGHT **215**

NOTES

- Prolific power bat with experience at both junior college and Division I levels
- Nicknamed 'Livvy'
- Named Third Team preseason All-American by the NCBWA
- Earned undergraduate degree from Wichita State
- Paced Shockers in home runs, RBI, total bases and slugging a season ago
- Set Wichita State program record with three pinch-hit homers in 2024
- Smacked 57 home runs over five-year career, spending two years at both Crowder and Wichita State

DIVISION 1 CAREER HIGHS

At-Bats: 6 // at Rice, 5/9/25
Runs: 3 (4x) // last at Kansas, 4/15/25
Hits: 3 (3x) // last vs. USC Upstate, 3/8/26
Home Runs: 2 (4x) // last vs. USC Upstate, 3/8/26
RBI: 7 // vs. East Carolina, 5/25/24
Total Bases: 9 // last vs. USC Upstate, 3/8/26

DIVISION 1 CAREER STATISTICS

YEAR	AVG	GP	GS	AB	R	H	2B	3B	HR	RBI	SLG%	BB	HBP	SO	GDP	OB%	SF	SH	SB
2024	.253	28	20	79	22	20	5	0	11	39	.734	13	6	27	5	.390	1	0	0
2025	.284	56	56	211	43	60	10	1	15	48	.555	28	16	55	4	.403	3	0	0
2026	.234	31	21	77	18	18	5	0	4	20	.455	13	3	27	2	.366	0	0	2
Total	.266	115	97	368	83	98	20	1	30	107	.571	54	25	109	10	.392	4	0	2



OUTFIELDER

WILL HILL 17

CLASS **Freshman**
 HOMETOWN **Humble, Texas**
 HIGH SCHOOL **Summer Creek**

BATS **RIGHT** THROWS **RIGHT** HEIGHT **5'10"** WEIGHT **210**

At-Bats: N/A
 Runs: N/A
 Hits: N/A
 Home Runs: N/A
 RBI: N/A
 Total Bases: N/A

NOTES

- Toolsy outfielder who will compete for playing time
- Two-time First Team All-State selection at Summer Creek
- Selected to All-Greater Houston First Team twice
- Garnered All-District honors on three occasions
- Batted .484 with 30 RBI as senior

CAREER HIGHS



INFIELDER

ADRIAN RODRIGUEZ 24

CLASS **Sophomore**
 HOMETOWN **Flower Mound, Texas**
 HIGH SCHOOL **Flower Mound**

BATS **SWITCH** THROWS **BOTH** HEIGHT **6'2"** WEIGHT **200**

At-Bats: 6 (4x) // last vs. Ole Miss, 3/13/26
 Runs: 3 (4x) // last at Texas State, 3/10/26
 Hits: 4 // vs. Oklahoma State, 2/16/25
 Home Runs: 1 (10x) // last at Tennessee, 5/10/26
 RBI: 3 (4x) // last at Tennessee, 5/10/26
 Total Bases: 9 // vs. Oklahoma State, 2/16/25

NOTES

- Five-tool player who projects as one of first picks in 2027 MLB Draft
- Nicknamed 'ARod'
- Tallied .341 average and .950 OPS across last 10 games
- Returned vs. Alabama on April 17, 2026, after being sidelined for eight games due to hand procedure
- Earned First Team Freshman All-American honors from Perfect Game
- Battled through left hand injury during debut campaign, missing seven contests
- Started switch hitting at young age (naturally right-handed)

CAREER HIGHS

CAREER STATISTICS

YEAR	AVG	GP	GS	AB	R	H	2B	3B	HR	RBI	SLG%	BB	HBP	SO	GDP	OB%	SF	SH	SB
2025	.313	49	49	182	35	57	14	1	7	23	.516	22	8	38	3	.410	0	0	15
2026	.282	44	44	174	38	49	11	2	3	30	.420	28	2	28	3	.385	1	2	12
Total	.298	93	93	356	73	106	25	3	10	53	.469	50	10	66	6	.398	1	2	27



OUTFIELDER

BLAKE PETERSON 29

CLASS **Redshirt Sophomore**
 HOMETOWN **Austin, Texas**
 HIGH SCHOOL **Westlake**

BATS **RIGHT** THROWS **RIGHT** HEIGHT **6'0"** WEIGHT **210**

At-Bats: 1 (2x) // last at Tennessee, 5/9/26
 Runs: N/A
 Hits: N/A
 Home Runs: N/A
 RBI: N/A
 Total Bases: N/A

NOTES

- Local standout at nearby Westlake who grew up as diehard Longhorn fan
- Teammates call him, 'Peterman'
- Made collegiate debut as pinch hitter against UC Davis on Feb. 15, 2026
- Named to 2025 Spring SEC Academic Honor Roll
- Did not appear in game action during 2025 season
- Redshirted 2024 campaign to preserve eligibility
- Tabbed 2023 District Co-MVP

CAREER HIGHS

CAREER STATISTICS

YEAR	AVG	GP	GS	AB	R	H	2B	3B	HR	RBI	SLG%	BB	HBP	SO	GDP	OB%	SF	SH	SB
2026	.000	4	0	2	0	0	0	0	0	0	.000	0	0	1	0	.000	0	0	0
Total	.000	4	0	2	0	0	0	0	0	0	.000	0	0	1	0	.000	0	0	0



INFIELDER
**CASEY
BORBA 31**

CLASS **Junior**
HOMETOWN **Santa Ana, Calif.**
HIGH SCHOOL **Orange Lutheran**

BATS **RIGHT** THROWS **RIGHT** HEIGHT **6'1"** WEIGHT **210**

NOTES

- Versatile player with slow heart rate and high baseball IQ
- Heading into tournament, tied for seventh-most career homers in program history
- Delivered walk-off single in 10th inning against Oklahoma on March 28, 2026
- Tripled rookie home run total during sophomore campaign
- Earned spot on 2025 NCAA Austin Regional All-Tournament Team
- Became just sixth Longhorn to record eight RBI in a game since 2008
- Father, Eric, played baseball at Sonoma State and previously served as head coach at Orange Lutheran

CAREER HIGHS

At-Bats: 5 (14x) // last vs. Sam Houston, 4/28/26
Runs: 3 (4x) // last at Tennessee, 5/10/26
Hits: 4 // at Kansas State, 6/1/25
Home Runs: 2 (3x) // last at Tennessee, 5/10/26
RBI: 8 // at Kansas State, 6/1/25
Total Bases: 10 // at Kansas State, 6/1/25

CAREER STATISTICS

YEAR	AVG	GP	GS	AB	R	H	2B	3B	HR	RBI	SLG%	BB	HBP	SO	GDP	OB%	SF	SH	SB
2024	.256	34	20	82	13	21	7	0	4	17	.488	7	8	26	2	.371	0	4	0
2025	.278	51	46	162	26	45	10	1	12	47	.574	33	4	47	3	.410	1	0	3
2026	.280	52	51	186	45	52	10	0	17	55	.608	31	4	67	6	.388	3	3	5
Total	.274	137	117	430	84	118	27	1	33	199	.572	71	16	140	11	.393	4	7	8



OUTFIELDER/INFIELDER
**MADDOX
MONSOUR 32**

CLASS **Freshman**
HOMETOWN **Carrollton, Ga.**
HIGH SCHOOL **Carrollton**

BATS **RIGHT** THROWS **RIGHT** HEIGHT **5'11"** WEIGHT **205**

NOTES

- Toolsy and versatile defender who will compete for playing time
- Nicknamed 'MadHacks'
- Earned seven straight starts in center field
- Smacked first career home run vs. UTSA on May 5, 2026
- Earned start in collegiate debut vs. UC Davis on Feb. 14, 2026
- Three-time All-State honoree at Carrollton
- Set single-season (37) and career (83) program records for stolen bases

CAREER HIGHS

At-Bats: 4 (2x) // last at Tennessee, 5/10/26
Runs: 2 (2x) // last vs. UTSA, 5/5/26
Hits: 3 // at Auburn, 3/21/26
Home Runs: 1, vs. UTSA, 5/5/26
RBI: 3 // vs. Lamar, 2/17/26
Total Bases: 4 // vs. UTSA, 5/5/26

CAREER STATISTICS

YEAR	AVG	GP	GS	AB	R	H	2B	3B	HR	RBI	SLG%	BB	HBP	SO	GDP	OB%	SF	SH	SB
2026	.185	32	14	54	12	10	0	1	1	10	.278	6	0	27	0	.278	0	1	7
Total	.185	32	14	54	12	10	0	1	1	10	.278	6	0	27	0	.278	0	1	7



INFIELDER
**CALLUM
EARLY 36**

CLASS **Sophomore**
HOMETOWN **Midlothian, Va.**
PREVIOUS **Liberty**

BATS **LEFT** THROWS **RIGHT** HEIGHT **6'0"** WEIGHT **190**

NOTES

- Versatile and toolsy infielder who will compete for playing time
- Teammates call him 'Coach Cal'
- Made Longhorn debut as pinch hitter against UTRGV on Feb. 24, 2026
- Recorded RBI single in first career at-bat against St. John's on Feb. 14, 2025
- Spent first season at Liberty before transferring to Texas
- Two-time All-Metro honoree at James River
- Brother, Connelly, plays for Boston Red Sox organization after standout career at Virginia

CAREER HIGHS

At-Bats: 6 // vs. Middle Tennessee, 4/4/25
Runs: 3 (2x) // last at Jacksonville State, 3/28/25
Hits: 5 // vs. Middle Tennessee, 4/4/25
Home Runs: 1 (2x) // last at Middle Tennessee, 4/6/25
RBI: 2 (4x) // last vs. Middle Tennessee, 4/6/24
Total Bases: 6 // vs. Middle Tennessee, 4/4/24

CAREER STATISTICS

YEAR	AVG	GP	GS	AB	R	H	2B	3B	HR	RBI	SLG%	BB	HBP	SO	GDP	OB%	SF	SH	SB
2025	.295	33	28	105	23	31	6	0	2	15	.410	22	3	25	2	.427	1	0	3
2026	.000	7	0	4	0	0	0	0	0	0	.000	0	1	2	0	.200	0	0	0
Total	.284	40	28	109	23	31	6	0	2	15	.419	22	4	27	2	.419	1	0	3



OUTFIELDER
**DARIYAN
PENDERGRASS 42**

CLASS Redshirt Senior
HOMETOWN Hartsville, S.C.
PREVIOUS College of Charleston

BATS LEFT THROWS LEFT HEIGHT 5'10" WEIGHT 165

NOTES

- Ultra-versatile athlete with explosive speed
- Nicknamed 'DP'
- Totaled three RBI in first start in burnt orange against Texas A&M-Corpus Christi on April 14, 2026
- Collected 2025 All-CAA Honorable Mention distinction
- Paced College of Charleston in at-bats, runs, sacrifice bunts and stolen bases
- Tied for eight-most stolen bases nationally and second-most in single season in school history
- Stole 130 bases over five-year career, spending two years at both Spartanburg Methodist and College of Charleston

DIVISION 1 CAREER HIGHS

At-Bats: 6 // last vs. Hofstra, 5/17/25
Runs: 4 (2x) // last vs. Hofstra, 5/17/25
Hits: 4 // vs. Georgia Southern, 4/2/24
Home Runs: 1 (4x) // last vs. Hofstra, 5/17/25
RBI: 4 // vs. Charleston Southern, 4/1/25
Total Bases: 6 (4x) // last vs. Hofstra, 5/17/25

DIVISION 1 CAREER STATISTICS

YEAR	AVG	GP	GS	AB	R	H	2B	3B	HR	RBI	SLG%	BB	HBP	SO	GDP	OB%	SF	SH	SB
2024	.300	28	27	100	20	30	8	0	0	10	.380	12	1	15	1	.381	0	5	10
2025	.296	59	59	223	65	66	12	3	4	37	.430	35	5	25	1	.398	3	6	43
2026	.313	11	6	16	5	5	0	0	0	3	.313	3	2	1	0	.455	1	1	1
Total	.300	98	92	340	90	102	21	3	4	50	.415	50	8	41	2	.398	4	12	54



OUTFIELDER
**AIDEN
ROBBINS 43**

CLASS Junior
HOMETOWN Yardley, Pa.
PREVIOUS Seton Hall

BATS RIGHT THROWS RIGHT HEIGHT 6'2" WEIGHT 205

NOTES

- Advanced hitter with tremendous athleticism who is projected to be taken early in 2026 MLB Draft
- Nicknamed 'ARob'
- Tabbed SEC Newcomer of the Year on Monday
- In SEC play, finished four in fourth in slugging (.697) and OPS (1.120) and tied for fourth in homers (11)
- Heading into quarterfinals, tied for sixth-most home runs by Longhorn in single season
- Became first Texas player to hit for cycle since C.J Hinojosa in 2015
- Finished fifth in on-base percentage and sixth in average nationally last season

CAREER HIGHS

At-Bats: 6 (4x) // last at Tennessee, 5/10/26
Runs: 4 (4x) // last vs. USC Upstate, 3/6/26
Hits: 5 // at Villanova, 5/16/25
Home Runs: 2 (4x) // last at Vanderbilt, 4/24/26
RBI: 4 (3x) // last vs. Dartmouth, 3/19/25
Total Bases: 10 // vs. Michigan State, 2/21/26

CAREER STATISTICS

YEAR	AVG	GP	GS	AB	R	H	2B	3B	HR	RBI	SLG%	BB	HBP	SO	GDP	OB%	SF	SH	SB
2024	.302	43	43	162	26	49	6	5	6	31	.512	15	3	31	1	.368	2	3	10
2025	.422	53	53	204	63	86	19	5	6	38	.652	44	7	32	1	.537	0	0	20
2026	.348	51	51	201	55	70	9	2	19	53	.697	32	2	50	1	.435	4	0	11
Total	.362	147	147	567	144	205	34	12	31	122	.628	91	12	113	3	.456	6	3	41



OUTFIELDER
**ASHTON
LARSON 44**

CLASS Junior
HOMETOWN Overland Park, Kan.
PREVIOUS LSU

BATS LEFT THROWS LEFT HEIGHT 6'1" WEIGHT 210

NOTES

- Seasoned outfielder with SEC and Omaha experience
- Registered walk-off base hit in 10th inning against Oklahoma on March 27, 2026
- Member of 2025 national championship team at LSU
- Named to 2024 Freshman All-SEC Team
- Batted team-best .337 (28-for-83) in SEC play in 2024
- Spent first two years at LSU
- Selected in 20th round of 2023 MLB Draft by Minnesota Twins

CAREER HIGHS

At-Bats: 5 (4x) // last vs. Missouri, 5/16/26
Runs: 3 // vs. Texas A&M-Corpus Christi, 4/14/26
Hits: 3 (4x) // last vs. Purdue Fort Wayne, 2/16/25
Home Runs: 1 (6x) // last vs. Coastal Carolina, 2/27/26
RBI: 5 // vs. Purdue Fort Wayne, 2/16/25
Total Bases: 7 // vs. Purdue Fort Wayne, 2/16/25

CAREER STATISTICS

YEAR	AVG	GP	GS	AB	R	H	2B	3B	HR	RBI	SLG%	BB	HBP	SO	GDP	OB%	SF	SH	SB
2024	.298	53	40	141	25	42	9	0	3	16	.426	22	5	38	0	.401	4	0	6
2025	.256	34	5	39	7	10	3	0	2	12	.487	9	3	14	0	.423	1	0	1
2026	.265	47	37	98	16	26	6	0	1	14	.357	28	4	26	3	.439	2	1	2
Total	.281	134	82	278	48	78	18	0	6	42	.410	59	12	78	3	.419	7	1	9

PITCHERS NOTES



RIGHT-HANDED PITCHER

JASON FLORES 4

CLASS **Sophomore**
 HOMETOWN **Wylie, Texas**
 HIGH SCHOOL **Naaman Forest**

BATS **RIGHT** THROWS **RIGHT** HEIGHT **6'1"** WEIGHT **240**

NOTES

- Talented right-hander who can start or pitch out of the bullpen in high-leverage spots
- Recorded at least five outs in 10 of first 11 appearances in debut campaign
- Four-time All-State honoree at Naaman Forest
- Received All-District recognition four times
- Posted 3.07 ERA with 52 strikeouts over 45 2/3 innings as junior
- Older brother, Jaden, plays baseball at Texas Southern
- Older brother, Jordan, competed as member of track and field team at Tarleton State

CAREER HIGHS

Innings Pitched: 3.2 (3x) // last vs. Auburn, 4/19/25
 Runs Allowed: 4 // vs. Texas State, 4/1/25
 Earned Runs Allowed: 3 // vs. Lamar, 2/17/26
 Walks: 4 // vs. Texas A&M, 4/27/25
 Strikeouts: 3 (6x) // last vs. Texas A&M, 4/27/25
 Pitches: 65 // vs. Texas A&M-CC, 3/4/25

CAREER STATISTICS

YEAR	ERA	W	L	APP	GS	CG	SHO	SV	IP	H	R	ER	BB	SO	2B	3B	HR	BF	BAVG	WP	HBP	BK	SFA	SHA
2025	2.78	4	2	14	5	0	0	0	32.1	23	17	10	10	27	5	0	1	138	.205	0	14	0	0	2
2026	6.55	0	0	8	2	0	0	0	11.0	13	8	8	5	7	4	0	1	52	.302	2	4	0	0	0
Total	3.74	4	2	22	7	0	0	0	43.1	36	25	18	15	34	9	0	2	190	.232	2	18	0	0	2



LEFT-HANDED PITCHER

KADE BING 11

CLASS **Junior**
 HOMETOWN **West, Texas**
 PREVIOUS **McLennan**

BATS **LEFT** THROWS **LEFT** HEIGHT **6'1"** WEIGHT **195**

NOTES

- Seasoned southpaw with track record at both junior college and Division I level
- Made season debut against Tarleton State on March 17, 2026
- Tied for second-most starts among Longhorn hurlers last year
- Notched five perfect innings in relief against UTSA on March 18, 2025
- Pitched one season at McLennan before transferring to Texas
- Named 2024 All-NJCCAC Second Team pick
- Tallied 9-2 mark with 3.33 ERA and 75 strikeouts across 70 1/3 innings in lone campaign at McLennan

DIVISION 1 CAREER HIGHS

Innings Pitched: 6.1 // vs. Texas State, 4/1/25
 Runs Allowed: 4 // vs. Illinois, 3/2/25
 Earned Runs Allowed: 3 (2x) // last vs. Tarleton State, 3/17/26
 Walks: 3 // vs. Texas State, 4/1/25
 Strikeouts: 4 (3x) // last vs. UTRGV, 4/15/25
 Pitches: 81 // vs. Texas State, 4/1/25

DIVISION 1 CAREER STATISTICS

YEAR	ERA	W	L	APP	GS	CG	SHO	SV	IP	H	R	ER	BB	SO	2B	3B	HR	BF	BAVG	WP	HBP	BK	SFA	SHA
2025	3.15	3	0	12	10	0	0	0	40.0	30	15	14	9	23	3	1	1	163	.216	7	9	0	3	3
2026	6.00	1	1	6	1	0	0	0	9.0	7	8	6	5	4	0	0	2	38	.226	0	1	0	1	0
Total	3.67	4	1	18	11	0	0	0	49.0	37	23	20	14	27	3	1	3	201	.218	7	10	0	4	3



LEFT-HANDED PITCHER

HAIDEN LEFFEW 12

CLASS **Junior**
 HOMETOWN **Kannapolis, N.C.**
 PREVIOUS **Wake Forest**

BATS **RIGHT** THROWS **LEFT** HEIGHT **6'1"** WEIGHT **235**

NOTES

- Left-hander with collegiate experience in a variety of roles
- Nicknamed 'Bubba'
- Notched season-high three scoreless innings at Tennessee on May 10, 2026
- Appeared in team-leading 27 games as sophomore at Wake Forest
- Spent two seasons as member of the Demon Deacons
- Two-time All-State honoree at South Rowan
- Set Rowan County record with 123 strikeouts in 2022

CAREER HIGHS

Innings Pitched: 5.0 // at North Carolina A&T, 2/27/24
 Runs Allowed: 5 (2x) // last at Appalachian State, 4/30/24
 Earned Runs Allowed: 5 (2x) // last at Appalachian State, 4/30/24
 Walks: 4 // at Virginia, 3/17/24
 Strikeouts: 8 // at UNCG, 2/20/24
 Pitches: 78 // at North Carolina A&T, 2/27/24

CAREER STATISTICS

YEAR	ERA	W	L	APP	GS	CG	SHO	SV	IP	H	R	ER	BB	SO	2B	3B	HR	BF	BAVG	WP	HBP	BK	SFA	SHA
2024	6.11	3	0	20	5	0	0	0	35.1	29	28	24	27	38	5	0	4	165	.225	8	6	1	3	0
2025	4.46	4	1	27	0	0	0	4	34.1	35	22	17	18	59	7	0	5	158	.263	4	3	0	3	1
2026	3.60	4	1	16	0	0	0	0	20.0	12	8	8	13	31	5	1	1	84	.176	3	2	0	0	1
Total	4.92	11	2	63	5	0	0	4	89.2	76	58	49	58	128	17	1	10	407	.230	15	11	1	6	2



LEFT-HANDED PITCHER

JACK MCKERNAN 19

CLASS **Freshman**
 HOMETOWN **Missouri City, Texas**
 HIGH SCHOOL **Ridge Point**

BATS
LEFT

THROWS
LEFT

HEIGHT
5'11"

WEIGHT
205

Innings Pitched: N/A
 Runs Allowed: N/A
 Earned Runs Allowed: N/A
 Walks: N/A
 Strikeouts: N/A
 Pitches: N/A

NOTES

- Decorated rookie southpaw who will compete for innings in high-leverage spots
- Will miss remainder of season due to elbow injury
- Listed as No. 21 impact freshman in SEC, according to D1Baseball
- Garnered District 21-6A MVP distinction following senior campaign
- Two-time All-District honoree at Ridge Point
- Earned spot on 2024 All-Greater Houston Team
- Grandfather, David Rowe, played in NFL for 12 years, winning Super Bowl XI

CAREER HIGHS



LEFT-HANDED PITCHER

CAL HIGGINS 27

CLASS **Graduate**
 HOMETOWN **Kearney, Neb.**
 PREVIOUS **Western Kentucky**

BATS
LEFT

THROWS
LEFT

HEIGHT
6'4"

WEIGHT
240

Innings Pitched: 4.0 (3x) // last vs. Jax State, 5/25/25
 Runs Allowed: 4 // at Austin Peay, 4/25/23
 Earned Runs Allowed: 4 // at Austin Peay, 4/25/23
 Walks: 3 // at Sam Houston, 4/14/24
 Strikeouts: 6 // vs. Illinois State, 2/14/25
 Pitches: 55 // at Louisiana Tech, 5/12/24


NOTES

- Former junior college walk-on who developed into one of top relievers in country
- Tabbed preseason First Team All-American by the NCBWA
- Selected to preseason watch list for Stopper of the Year Award
- Named 2025 ABCA/Rawlings Midwest All-Region Second Team pick
- Ranked fourth in ERA (1.87) among pitchers nationally (min. 40 inn.) last season
- Earned undergraduate degree from Western Kentucky
- Spent three years at Western Kentucky after one season at Iowa Western

DIVISION 1 CAREER HIGHS

DIVISION 1 CAREER STATISTICS

YEAR	ERA	W	L	APP	GS	CG	SHO	SV	IP	H	R	ER	BB	SO	2B	3B	HR	BF	BAVG	WP	HBP	BK	SFA	SHA
2023	9.58	0	2	18	4	0	0	0	20.2	24	23	22	13	22	7	0	3	106	.282	3	6	0	1	1
2024	3.18	3	0	22	0	0	0	0	34.0	26	13	12	14	29	2	1	3	142	.218	1	6	0	0	3
2025	1.87	3	2	22	0	0	0	6	43.1	28	12	9	11	52	7	0	2	169	.190	2	5	0	3	3
2026	6.10	1	1	10	0	0	0	0	10.1	15	7	7	7	14	2	0	3	55	.341	1	4	0	0	0
Total	4.15	7	5	72	4	0	0	6	108.1	93	55	50	45	117	18	1	11	472	.235	7	21	0	4	7



RIGHT-HANDED PITCHER

GRADY WESTPHAL 28

CLASS **Freshman**
 HOMETOWN **Leawood, Kan.**
 HIGH SCHOOL **Blue Valley**

BATS
RIGHT

THROWS
RIGHT

HEIGHT
6'2"

WEIGHT
200

Innings Pitched: N/A
 Runs Allowed: N/A
 Earned Runs Allowed: N/A
 Walks: N/A
 Strikeouts: N/A
 Pitches: N/A

NOTES

- Freshman right-handed pitcher who will compete for innings out of bullpen
- Slotted as No. 31 impact freshman in SEC, according to D1Baseball
- Two-time All-State and Eastern Kansas League Pitcher of the Year honoree
- Selected as 2024 Kansas 6A Pitcher of the Year
- Notched 6-1 ledger with 1.32 ERA during final campaign
- Set game (16), season (93) and career (229) records for strikeouts at Blue Valley
- Mother, Jennifer, played golf at Iowa

CAREER HIGHS



RIGHT-HANDED PITCHER

KALEB ROGERS 30

CLASS Freshman
HOMETOWN San Antonio, Texas
HIGH SCHOOL Reagan

BATS RIGHT THROWS RIGHT HEIGHT 5'11" WEIGHT 200

NOTES

- Rookie righty who will compete for innings out of bullpen
- Struck out lone batter faced in collegiate debut against Missouri on May 16, 2026
- Garnered All-District distinction during final two campaigns at Reagan
- Two-time All-State honoree
- Set Reagan program record with 26 career wins
- Posted 11-0 ledger and 0.68 ERA as junior
- Guided Rattlers to four district titles

CAREER HIGHS

Innings Pitched: 0.1 // vs. Missouri, 5/16/26
Runs Allowed: 0 // vs. Missouri, 5/16/26
Earned Runs Allowed: 0 // vs. Missouri, 5/16/26
Walks: 0 // vs. Missouri, 5/16/26
Strikeouts: 1 // vs. Missouri, 5/16/26
Pitches: 7 // vs. Missouri, 5/16/26

CAREER STATISTICS

YEAR	ERA	W	L	APP	GS	CG	SHO	SV	IP	H	R	ER	BB	SO	2B	3B	HR	BF	BAVG	WP	HBP	BK	SFA	SHA
2026	0.00	0	0	1	0	0	0	0	0.1	0	0	0	0	1	0	0	0	1	.000	0	0	0	0	0
Total	0.00	0	0	1	0	0	0	0	0.1	0	0	0	0	1	0	0	0	1	.000	0	0	0	0	0



RIGHT-HANDED PITCHER

CONNOR McCREERY 33

CLASS Senior
HOMETOWN Williston Park, N.Y.
PREVIOUS South Carolina

BATS RIGHT THROWS RIGHT HEIGHT 6'6" WEIGHT 235

NOTES

- Tall and experienced right-handed reliever
- Teammates call him, 'Con Con'
- Battled through injuries in 2025 campaign
- Pitched for first time as Longhorn against Incarnate Word on Feb. 25, 2025
- Appeared in 23 contests across two years at South Carolina
- Father, Bill, played football at Northern Colorado
- Brother, William, played football at Tufts

CAREER HIGHS

Innings Pitched: 2.2 (2x) // last vs. LSU, 5/23/24
Runs Allowed: 4 // at Ole Miss, 3/16/24
Earned Runs Allowed: 4 // at Ole Miss, 3/16/24
Walks: 3 (2x) // last vs. LSU, 5/23/24
Strikeouts: 5 // at North Carolina, 4/9/24
Pitches: 50 // vs. LSU, 5/23/24

CAREER STATISTICS

YEAR	ERA	W	L	APP	GS	CG	SHO	SV	IP	H	R	ER	BB	SO	2B	3B	HR	BF	BAVG	WP	HBP	BK	SFA	SHA
2023	6.00	0	0	4	0	0	0	0	3.0	3	2	2	4	2	1	0	0	15	.273	1	0	0	0	0
2024	4.37	3	1	19	0	0	0	1	22.2	16	18	11	15	25	1	0	2	102	.190	6	2	0	0	1
2025	18.00	0	0	3	0	0	0	0	1.0	0	4	2	5	0	0	0	9	.000	2	1	0	0	0	
Total	5.06	3	1	26	0	0	0	1	26.2	19	24	15	24	27	2	0	2	126	.194	9	3	0	0	1



RIGHT-HANDED PITCHER

MICHAEL WINTER 34

CLASS Freshman
HOMETOWN Prairie Village, Kan.
HIGH SCHOOL Shawnee Mission East

BATS RIGHT THROWS RIGHT HEIGHT 6'5" WEIGHT 240

NOTES

- Heralded freshman right-handed pitcher who will compete for innings in variety of roles
- Teammates call him 'Big Mike'
- Ranked No. 35 in freshman class, according to Perfect Game
- Garnered spot on Baseball America's National Freshman of the Year preseason watch list
- Tabbed to 2025 ABCA/Rawlings High School All-America First Team
- Named Prep Baseball Kansas Player of the Year and Kansas 6A Pitcher of the Year as senior
- Posted 7-0 mark with 0.11 ERA, 100 strikeouts and just four walks over 62 2/3 innings in 2025

CAREER HIGHS

Innings Pitched: 2.1 // vs. USC Upstate, 3/8/26
Runs Allowed: 4 // vs. Texas A&M-Corpus Christi, 4/14/26
Earned Runs Allowed: 4 // vs. Texas A&M-Corpus Christi, 4/14/26
Walks: 2 (2x) // last vs. Baylor, 2/28/26
Strikeouts: 3 // vs. USC Upstate, 3/8/26
Pitches: 34 // at Tennessee, 5/9/26

CAREER STATISTICS

YEAR	ERA	W	L	APP	GS	CG	SHO	SV	IP	H	R	ER	BB	SO	2B	3B	HR	BF	BAVG	WP	HBP	BK	SFA	SHA
2026	8.10	1	0	9	2	0	0	1	10.0	15	10	9	6	10	3	0	1	50	.349	1	1	2	0	0
Total	8.10	1	0	9	2	0	0	1	10.0	15	10	9	6	10	3	0	1	50	.349	1	1	2	0	0

PITCHERS NOTES



RIGHT-HANDED PITCHER

SAM COZART 35

CLASS **Freshman**
 HOMETOWN **High Point, N.C.**
 HIGH SCHOOL **Wesleyan Christian**

BATS **RIGHT** THROWS **RIGHT** HEIGHT **6'6"** WEIGHT **260**

NOTES

- Physical rookie right-hander who will compete for innings in both rotation and bullpen
- Wears size 18 shoe and has custom-made cleats from KD 17, KD 18 and Kobe 8 basketball shoes
- Named to First Team All-SEC and SEC All-Freshman Team
- Among Division I hurlers (min. 45 inn.), ranks first in WHIP and third in ERA
- Paced all pitchers (min. 25 inn.) in ERA (1.01) and WHIP (0.64) in SEC play
- Ranked No. 53 in freshman class, according to Perfect Game
- Totaled 19-1 mark with 1.97 ERA and 283 strikeouts over 170.1 innings across high school career

CAREER HIGHS

Innings Pitched: 5.0 // vs. Houston Christian, 3/3/26
 Runs Allowed: 3 // last at Texas State, 3/10/26
 Earned Runs Allowed: 3 // last at Texas State, 3/10/26
 Walks: 3 // vs. UTRGV, 2/24/26
 Strikeouts: 8 // vs. UTRGV, 2/24/26
 Pitches: 74 // at Texas State, 3/10/26

CAREER STATISTICS

YEAR	ERA	W	L	APP	GS	CG	SHO	SV	IP	H	R	ER	BB	SO	2B	3B	HR	BF	BAVG	WP	HBP	BK	SFA	SHA
2026	1.59	6	0	20	3	0	0	8	45.1	17	9	8	12	66	5	0	3	168	.112	2	4	1	0	0
Total	1.59	6	0	20	3	0	0	8	45.1	17	9	8	12	66	5	0	3	168	.112	2	4	1	0	0



RIGHT-HANDED PITCHER

MAX GRUBBS 38

CLASS **Senior**
 HOMETOWN **Arlington, Texas**
 HIGH SCHOOL **Martin**

BATS **RIGHT** THROWS **RIGHT** HEIGHT **6'1"** WEIGHT **220**

NOTES

- Talented right-hander who can start or pitch out of the bullpen in high-leverage spots
- Will miss remainder of season due to arm injury
- Tabbed to preseason watch list for Stopper of the Year Award
- Landed at No. 4 on SportsCenter's Top 10 plays for catch vs. Auburn on April 17, 2025
- Named a 2024 All-Big 12 Honorable Mention selection
- Father, Travis, played golf at TCU
- Brother, Mason, plays college volleyball at Orange Coast College

CAREER HIGHS

Innings Pitched: 7.0 // vs. Baylor, 3/24/24
 Runs Allowed: 5 (4x) // last vs. UTSA, 5/5/26
 Earned Runs Allowed: 5 (2x) // last at Houston, 4/12/24
 Walks: 3 (2x) // last at Arkansas, 5/3/25
 Strikeouts: 6 // at Kentucky, 4/11/25
 Pitches: 105 // at UCF, 5/10/24

CAREER STATISTICS

YEAR	ERA	W	L	APP	GS	CG	SHO	SV	IP	H	R	ER	BB	SO	2B	3B	HR	BF	BAVG	WP	HBP	BK	SFA	SHA
2023	9.35	1	0	8	0	0	0	0	8.2	13	11	9	3	6	5	0	1	45	.325	1	2	0	0	0
2024	3.67	6	4	18	12	0	0	0	73.2	78	39	30	18	50	8	2	8	323	.270	8	6	0	4	6
2025	2.84	6	2	22	1	0	0	5	57.0	50	22	18	14	61	6	0	8	233	.238	2	5	0	1	3
2026	5.52	2	0	19	2	0	0	0	29.1	32	23	18	12	29	6	0	5	131	.276	4	1	0	1	1
Total	4.00	15	6	67	15	0	0	5	168.2	173	95	75	47	146	25	2	22	732	.264	15	14	0	6	10



RIGHT-HANDED PITCHER

CODY HOWARD 41

CLASS **Redshirt Senior**
 HOMETOWN **The Woodlands, Texas**
 PREVIOUS **Baylor**

BATS **RIGHT** THROWS **RIGHT** HEIGHT **6'1"** WEIGHT **210**

NOTES

- Seasoned right-handed pitcher who has pitched in variety of roles
- Earned undergraduate degree in applied movement science at Texas
- Landed on 2025 Spring SEC Academic Honor Roll
- Recorded scoreless outings in six of final seven appearances last season
- Registered first career win with two shutout frames vs. North Dakota State on March 15, 2023
- Made collegiate debut against Manhattan on March 12, 2023
- Spent freshman year at Baylor, redshirting to preserve eligibility

CAREER HIGHS

Innings Pitched: 5.0 // vs. Cal Poly, 2/25/24
 Runs Allowed: 7 // vs. Sam Houston, 4/30/24
 Earned Runs Allowed: 7 // vs. Sam Houston, 4/30/24
 Walks: 5 // vs. Sam Houston, 4/30/24
 Strikeouts: 4 // at Tennessee, 5/8/26
 Pitches: 88 // vs. Vanderbilt, 3/3/24

CAREER STATISTICS

YEAR	ERA	W	L	APP	GS	CG	SHO	SV	IP	H	R	ER	BB	SO	2B	3B	HR	BF	BAVG	WP	HBP	BK	SFA	SHA
2023	4.00	1	0	8	0	0	0	0	9.0	10	4	4	7	12	2	0	0	44	.270	1	0	0	0	0
2024	10.36	2	2	11	4	0	0	0	24.1	33	29	28	21	17	5	0	6	126	.347	5	5	0	2	3
2025	5.02	1	0	9	0	0	0	0	14.1	10	8	8	12	13	0	0	1	66	.196	3	3	0	0	0
2026	7.45	0	0	5	0	0	0	0	9.2	6	8	8	2	8	1	0	0	38	.176	2	1	0	0	1
Total	7.53	4	2	33	4	0	0	0	57.1	59	49	48	42	50	8	0	7	274	.272	11	9	0	2	4

PITCHERS NOTES



RIGHT-HANDED PITCHER

THOMAS BURNS 45

CLASS **Sophomore**
 HOMETOWN **Hortonville, Wis.**
 PREVIOUS **Arizona State**

BATS **RIGHT** THROWS **RIGHT** HEIGHT **6'3"** WEIGHT **230**

NOTES

- Hard-throwing right-hander who will be used in key spots
- Nicknamed 'Burnsy' and 'Polar Bear'
- Tossed season-long 3.1 innings at Vanderbilt on April 25, 2026
- Tabbed to preseason watch list for Stopper of the Year Award
- Named Third Team preseason All-American by Baseball America
- Secured first career save against Dartmouth on Feb. 21, 2025
- Made six starts before season-ending injury in lone season at Arizona State

CAREER HIGHS

Innings Pitched: 7.0 // at Arizona, 3/15/24
 Runs Allowed: 5 (2x) // last at Arkansas, 5/3/25
 Earned Runs Allowed: 5 (2x) // last at Arkansas, 5/3/25
 Walks: 9 // vs. Oregon, 3/8/24
 Strikeouts: 8 (2x) // last vs. Oregon, 3/8/24
 Pitches: 118 // at Arizona, 3/15/24

CAREER STATISTICS

YEAR	ERA	W	L	APP	GS	CG	SHO	SV	IP	H	R	ER	BB	SO	2B	3B	HR	BF	BAVG	WP	HBP	BK	SFA	SHA
2024	4.75	1	1	6	6	0	0	0	30.1	23	16	16	24	39	4	0	7	137	.213	2	3	1	2	0
2025	3.71	1	2	19	0	0	0	4	26.2	17	13	11	16	40	4	0	4	114	.185	0	3	0	2	1
2026	6.52	0	0	20	0	0	0	4	19.1	15	15	14	14	37	3	0	3	84	.203	3	3	0	0	0
Total	4.83	2	3	45	6	0	0	8	76.1	55	44	41	54	116	11	0	14	335	.201	5	9	1	4	1



LEFT-HANDED PITCHER

ETHAN WALKER 46

CLASS **Redshirt Junior**
 HOMETOWN **Ashburn, Va.**
 PREVIOUS **Walters State**

BATS **LEFT** THROWS **LEFT** HEIGHT **6'0"** WEIGHT **200**

NOTES

- Deceptive and funky left-handed pitcher who will compete to pitch in situational spots
- Nicknamed 'EWalk'
- Thrown 15 pitches or fewer in 16 of 20 appearances
- Drew first career start in SEC Tournament against Tennessee on May 22, 2025
- Collected first Division I win vs. Lamar on May 6, 2025
- Made Texas debut against UTRGV on April 15, 2025
- Spent two years at Walters State, redshirting 2023 campaign to preserve eligibility

DIVISION 1 CAREER HIGHS

Innings Pitched: 4.1 // vs. Tennessee, 5/22/25
 Runs Allowed: 4 // at UTSA, 6/1/25
 Earned Runs Allowed: 4 // at UTSA, 6/1/25
 Walks: 2 // last at Texas State, 3/10/26
 Strikeouts: 3 (3x) // last vs. USC Upstate, 3/7/26
 Pitches: 32 (2x) // last vs. Ole Miss, 3/14/26

DIVISION 1 CAREER STATISTICS

YEAR	ERA	W	L	APP	GS	CG	SHO	SV	IP	H	R	ER	BB	SO	2B	3B	HR	BF	BAVG	WP	HBP	BK	SFA	SHA
2025	4.40	1	0	10	2	0	0	0	14.1	10	10	7	2	12	1	0	0	59	.196	0	6	0	0	0
2026	3.00	1	1	20	0	0	0	0	15.0	18	7	5	3	13	4	0	1	66	.300	1	1	0	1	1
Total	3.68	2	1	30	2	0	0	0	29.1	28	17	12	5	25	5	0	1	125	.252	1	7	0	1	1



RIGHT-HANDED PITCHER

HUDSON HAMILTON 48

CLASS **Junior**
 HOMETOWN **Spring, Texas**
 HIGH SCHOOL **Grand Oaks**

BATS **RIGHT** THROWS **RIGHT** HEIGHT **6'1"** WEIGHT **225**

NOTES

- Right-hander with collegiate experience
- Teammates call him 'Hundo P' and 'Huddy'
- Earned first career win vs. Incarnate Word on April 7, 2026
- Drew first start of season against Tarleton State on March 17, 2026
- Logged first career start as opener in NCAA Austin Regional vs. UTSA on June 1, 2025
- Collected first career save in victory over Lamar on May 6, 2025
- Garnered All-District honors at Grand Oaks

CAREER HIGHS

Innings Pitched: 4.1 // at Kansas State, 3/28/24
 Runs Allowed: 5 // at Kansas State, 3/28/24
 Earned Runs Allowed: 5 // at Kansas State, 3/28/24
 Walks: 2 // at Arkansas, 5/2/25
 Strikeouts: 4 (2x) // last vs. Texas A&M-Corpus Christi, 4/14/26
 Pitches: 75 // at Kansas State, 3/28/24

CAREER STATISTICS

YEAR	ERA	W	L	APP	GS	CG	SHO	SV	IP	H	R	ER	BB	SO	2B	3B	HR	BF	BAVG	WP	HBP	BK	SFA	SHA
2024	5.40	0	0	11	0	0	0	0	16.2	22	12	10	7	14	6	0	5	78	.319	2	0	0	2	0
2025	3.45	0	1	9	1	0	0	2	15.2	9	6	6	7	16	1	0	2	63	.164	2	1	0	0	0
2026	5.84	2	0	9	1	0	0	1	12.1	13	10	8	5	17	4	0	2	54	.271	1	1	0	0	0
Total	4.84	2	1	29	2	0	0	3	44.2	44	28	24	19	47	11	0	9	195	.256	5	2	0	2	0



RIGHT-HANDED PITCHER

JACK PARIS 55

CLASS **Freshman**
 HOMETOWN **Houston, Texas**
 HIGH SCHOOL **The Kinkaid**

BATS
RIGHT

THROWS
RIGHT

HEIGHT
6'2"

WEIGHT
230

NOTES

- Rookie right-handed pitcher who will compete for innings out of bullpen
- Nicknamed 'Big Red'
- Named 2025 Houston Private School Pitcher of the Year
- Posted 8-0 ledger and 0.64 ERA as senior at The Kinkaid
- Guided Falcons to pair of state titles
- Father, David, played baseball at Texas from 1994-95

CAREER HIGHS

Innings Pitched: N/A
 Runs Allowed: N/A
 Earned Runs Allowed: N/A
 Walks: N/A
 Strikeouts: N/A
 Pitches: N/A



RIGHT-HANDED PITCHER

BRODY WALLS 67

CLASS **Freshman**
 HOMETOWN **McKinney, Texas**
 HIGH SCHOOL **McKinney Boyd**

BATS
RIGHT

THROWS
RIGHT

HEIGHT
6'0"

WEIGHT
200

NOTES

- Former two-way player who will be key-inning reliever
- Recorded at least four outs in 12 of first 16 appearances in debut campaign
- Ranked as No. 27 impact freshman in SEC, according to D1Baseball
- Two-time All-District honoree at McKinney Boyd
- Earned 2024 Perfect Game All-American recognition
- Set school single-game strikeout record with 17 punchouts
- Father, Chris, played football at Southeastern Oklahoma State

CAREER HIGHS

Innings Pitched: 3.2 (2x) // last vs. UTSA, 5/5/26
 Runs Allowed: 3 // vs. USC Upstate, 3/7/26
 Earned Runs Allowed: 3 // vs. USC Upstate, 3/7/26
 Walks: 2 // vs. USC Upstate, 3/7/26
 Strikeouts: 5 // vs. UTSA, 5/5/26
 Pitches: 58 // at South Carolina, 4/2/26

CAREER STATISTICS

YEAR	ERA	W	L	APP	GS	CG	SHO	SV	IP	H	R	ER	BB	SO	2B	3B	HR	BF	BAVG	WP	HBP	BK	SFA	SHA
2026	5.53	2	0	16	0	0	0	0	27.2	22	18	17	8	34	5	1	5	118	.212	2	6	0	0	0
Total	5.53	2	0	16	0	0	0	0	27.2	22	18	17	8	34	5	1	5	118	.212	2	6	0	0	0



RIGHT-HANDED PITCHER

COOPER RUMMEL 80

CLASS **Freshman**
 HOMETOWN **Austin, Texas**
 HIGH SCHOOL **Dripping Springs**

BATS
RIGHT

THROWS
RIGHT

HEIGHT
6'2"

WEIGHT
235

NOTES

- Local standout at nearby Dripping Springs who grew up as diehard Longhorn fan
- Selected to THSCA Super Elite Team on two occasions
- Two-time District Pitcher of the Year
- Garnered All-Central Texas honors twice
- Named 2024 Perfect Game All-American
- Tabbed First Team All-State selection as junior
- Notched 9-1 ledger and 0.87 ERA in 2024

CAREER HIGHS

Innings Pitched: N/A
 Runs Allowed: N/A
 Earned Runs Allowed: N/A
 Walks: N/A
 Strikeouts: N/A
 Pitches: N/A



RIGHT-HANDED PITCHER

BRETT CROSSLAND 88

CLASS **Freshman**
HOMETOWN **Phoenix, Ariz.**
HIGH SCHOOL **Corona del Sol**

BATS
RIGHT

THROWS
RIGHT

HEIGHT
6'5"

WEIGHT
255

NOTES

- Highly-touted rookie right-hander who will be key-inning reliever
- Notched team-high 22 appearances
- Earned spot on Baseball America's National Freshman of the Year preseason watch list
- Ranked No. 89 in freshman class, according to Perfect Game
- Selected as 2025 MaxPreps Arizona Pitcher of the Year
- Named to MaxPreps All-America Second Team following final campaign
- Totaled 9-2 mark with 2.09 ERA and tossed three no-hitters as senior

CAREER HIGHS

Innings Pitched: 2.1 // vs. Oklahoma, 3/28/26
Runs Allowed: 3 // at Tennessee, 5/9/26
Earned Runs Allowed: 2 (2x) // last at Tennessee, 5/9/26
Walks: 2 // at Texas A&M, 4/10/26
Strikeouts: 4 (2x) // last vs. Oklahoma, 3/28/26
Pitches: 38 (2x) // last at Tennessee, 5/9/26

CAREER STATISTICS

YEAR	ERA	W	L	APP	GS	CG	SHO	SV	IP	H	R	ER	BB	SO	2B	3B	HR	BF	BAVG	WP	HBP	BK	SFA	SHA
2026	3.63	1	2	22	0	0	0	0	22.1	18	10	9	11	31	3	0	2	103	.220	2	7	0	2	1
Total	3.63	1	2	22	0	0	0	0	22.1	18	10	9	11	31	3	0	2	103	.220	2	7	0	2	1



RIGHT-HANDED PITCHER

JAYDN FURGASON 95

CLASS **Freshman**
HOMETOWN **St. Louis, Mo.**
HIGH SCHOOL **St. John Vianney**

BATS
RIGHT

THROWS
RIGHT

HEIGHT
6'1"

WEIGHT
195

NOTES

- Freshman righty who will compete for innings out of bullpen
- Nicknamed 'Furg'
- Three-time All-Conference First Team selection at St. John Vianney
- Sideline during final campaign due to injury
- Mounted 2.24 ERA as junior
- Matched program's single-season record with eight saves in 2023

CAREER HIGHS

Innings Pitched: N/A
Runs Allowed: N/A
Earned Runs Allowed: N/A
Walks: N/A
Strikeouts: N/A
Pitches: N/A

POTENTIAL STARTING PITCHER



LEFT-HANDED PITCHER

DYLAN VOLANTIS 99

CLASS Sophomore
HOMETOWN Thousand Oaks, Calif.
HIGH SCHOOL Westlake

BATS LEFT

THROWS LEFT

HEIGHT 6'6"

WEIGHT 220

CAREER HIGHS

Innings Pitched: 7.0 (3x) // last vs. Missouri, 5/14/26
 Runs Allowed: 4 // vs. Oklahoma, 3/28/26
 Earned Runs Allowed: 4 // vs. Oklahoma, 3/28/26
 Walks: 4 // at Auburn, 3/22/26
 Strikeouts: 12 (2x) // last vs. Mississippi State, 5/1/26
 Pitches: 107 // vs. Mississippi State, 5/1/26

BIO

Career Honors & Accolades

- 2025 Baseball America National Freshman of the Year
- 2025 NCBWA Freshman Pitcher of the Year
- 2025 SEC Freshman of the Year
- 2025 ABCA/Rawlings All-America, First Team
- 2025 Baseball America All-America, First Team
- 2025 D1Baseball All-America, First Team
- 2025 NCBWA All-America, First Team
- 2025 ABCA/Rawlings Freshman All-America, First Team
- 2025 Baseball Freshman America All-America, First Team
- 2025 D1Baseball Freshman All-America, First Team
- 2025 NCBWA Freshman All-America, First Team
- 2025 Perfect Game Freshman All-America, First Team
- 2025 ABCA/Rawlings NCAA Div. 1 All-Region, First Team
- 2025 All-SEC, First Team
- 2025 Freshman All-SEC Team
- 2024-25 First-Year SEC Academic Honor Roll

2025 (Freshman)

Made team-high 23 appearances, including one start
 Led rookies nationally in WHIP (0.88) and saves (12)
 Ranked second among freshmen in ERA (1.94) and B/AVG (.185)
 Paced Longhorns ERA, WHIP, saves, strikeouts (74) and B/AVG
 Set SEC record for most saves (11) by freshman in conference play
 Tossed 4.2 scoreless to log first career win against Dartmouth (2/23)
 Recorded final nine outs to earn first career save vs. Texas Tech (3/1)
 Mounted season-long 5.1 innings in first career start against Santa Clara (3/9)
 Struck out season-best eight across four scoreless frames in 4-3 victory over Georgia (4/6)
 Registered four punchouts in six-out save vs. Auburn (4/17)
 Notched record-breaking 11th save in SEC action against Florida (5/10)

High School

Earned three varsity letters at Westlake High School
 Two-time All-Marmonte League selection
 Tabbed 2024 All-Marmonte League Pitcher of the Year
 Garnered All-Ventura County honors as senior
 Set Ventura County record with 0.33 ERA during final campaign
 Became all-time Westlake strikeout leader with 200 punchouts
 Guided Warriors to league, regional and state titles across illustrious career

Personal

Parents are Jim and Sandra Volantis
 Has one older sister, Aleah
 Intends to major in communication & leadership

CAREER GAME-BY-GAME

Date	OPPONENT	GS	IP	H	R	ER	BB	SO	W	L	SV	ERA	NP
2/16/2025	Oklahoma State	2.0	2	2	2	2	2	4	0	0	0	9.00	46
2/23/2025	Dartmouth	4.2	1	0	0	0	0	4	1	0	0	0.00	42
3/1/2025	vs. Texas Tech	3.0	4	2	0	0	0	5	0	0	1	0.00	45
3/9/2025	Santa Clara *	5.1	4	1	1	1	1	3	1	0	0	1.69	66
3/14/2025	@Mississippi State	0.1	1	0	0	0	0	0	0	0	1	0.00	5
3/16/2025	@Mississippi State	1.0	2	0	0	0	0	0	0	0	1	0.00	17
3/22/2025	LSU	1.1	0	0	0	0	0	2	0	0	1	0.00	12
3/23/2025	LSU	3.1	0	0	0	0	1	5	0	0	1	0.00	40
3/29/2025	@Missouri	2.0	2	0	0	0	0	4	0	0	1	0.00	25
4/4/2025	Dartmouth	1.1	1	0	0	0	0	1	0	0	1	0.00	8
4/6/2025	Georgia	4.0	1	0	0	0	1	8	1	0	0	0.00	65
4/11/2025	@Kentucky	1.0	0	0	0	0	0	1	0	0	1	0.00	11
4/12/2025	@Kentucky	2.0	1	1	1	1	0	3	0	0	0	4.50	29
4/17/2025	Auburn	2.0	0	0	0	0	0	4	0	0	1	0.00	20
4/18/2025	Auburn	1.0	1	0	0	0	0	2	0	0	0	0.00	22
4/25/2025	Texas A&M	1.2	2	0	0	0	1	5	0	0	1	0.00	40
4/26/2025	Texas A&M	0.2	0	0	0	0	0	1	0	0	1	0.00	8
5/3/2025	@Arkansas	2.1	4	3	3	2	4	0	0	0	0	11.57	53
5/10/2025	Florida	2.1	0	0	0	0	1	5	0	0	1	0.00	37
5/15/2025	@Oklahoma	2.0	1	1	1	2	3	1	0	0	0	4.50	47
5/22/2025	Tennessee	2.0	2	2	2	1	4	0	1	0	0	9.00	29
5/31/2025	UTSA	3.0	3	1	1	0	4	0	0	0	0	3.00	35
6/1/2025	UTSA	2.2	1	0	0	0	0	2	0	0	0	0.00	25
2/15/2026	UC Davis	7.0	1	1	0	1	8	1	0	0	0	0.00	78
2/22/2026	Michigan State *	7.0	5	0	0	1	9	1	0	0	0	0.00	91
3/1/2026	Ohio State^	4.2	2	1	1	3	8	0	0	0	0	1.93	91
3/8/2026	USC Upstate *	4.2	6	3	3	2	4	0	0	0	0	5.79	78
3/15/2026	Ole Miss *	6.0	5	1	1	1	11	1	0	0	0	1.50	102
3/22/2026	@Auburn *	4.0	3	0	0	4	4	0	0	0	0	0.00	94
3/28/2026	Oklahoma *	5.2	9	4	4	2	7	0	0	0	0	6.35	100
4/4/2026	@South Carolina *	5.2	2	1	1	1	6	1	0	0	0	1.59	70
4/17/2026	Alabama *	6.0	4	2	2	1	12	1	0	0	0	3.00	91
4/24/2026	@Vanderbilt *	6.0	4	1	1	1	11	1	0	0	0	1.50	87
5/1/2026	Mississippi State *	6.0	3	0	0	2	12	1	0	0	0	1.87	107
5/8/2026	@Tennessee *	5.0	6	3	3	2	2	0	1	0	0	5.40	98
5/14/2026	Missouri *	7.0	2	1	1	1	11	1	0	0	0	1.29	97

CAREER STATISTICS

YEAR	ERA	W	L	APP	GS	CG	SHO	SV	IP	H	R	ER	BB	SO	2B	3B	HR	BF	BAVG	WP	HBP	BK	SFA	SHA
2025	1.94	4	1	23	1	0	0	12	51.0	33	13	11	12	74	4	0	3	197	.185	0	4	0	0	3
2026	2.05	8	1	13	13	0	0	0	74.2	52	18	17	22	105	9	0	2	303	.188	7	4	0	0	1
Total	2.01	12	2	36	14	0	0	12	125.2	85	31	28	34	179	13	0	5	500	.187	7	8	0	0	4

POTENTIAL STARTING PITCHER



LEFT-HANDED PITCHER

LUKE HARRISON 53

CLASS Graduate
HOMETOWN Friendswood, Texas
HIGH SCHOOL Lutheran South Academy

BATS LEFT THROWS LEFT HEIGHT 6'2" WEIGHT 220

CAREER HIGHS

Innings Pitched: 7.0 (3x) // last vs. Alabama, 4/19/26
Runs Allowed: 8 // at Texas A&M, 4/11/26
Earned Runs Allowed: 8 // at Texas A&M, 4/11/26
Walks: 5 // vs. Baylor, 2/28/26
Strikeouts: 10 // vs. Alabama, 4/19/26
Pitches: 106 // vs. Alabama, 4/19/26

BIO

Career Honors & Accolades

2025 ABCA/Rawlings Central All-Region, Second Team
2025 Spring SEC Academic Honor Roll

2025 (Redshirt Junior)

Drew team-best 15 starts
Mounted 5-1 mark with 3.06 ERA
Totalled 24 walks and 72 strikeouts over team-high 70.2 innings
Three season-long 6.1 scoreless in season debut vs. Ole Miss (2/15)
Struck out seven across five innings of one-run baseball against Texas Tech (3/1)
Collected season-high nine strikeouts in 7-4 victory over Georgia (4/5)
Tossed six frames and yielded one run on four hits in winning effort vs. Texas A&M (4/26)
Awarded win after allowing one run in six innings at Oklahoma (5/17)

2024 (Redshirt Sophomore)

Appeared in 13 games, earning one start
Notched 1-0 ledger with 9.28 ERA across 10.2 innings
Tallied season-long two frames against San Diego (2/17)
Earned first career victory with 1.2 scoreless innings vs. St. John's (2/27)
Posted season-best three strikeouts against Texas A&M (3/5)

2023 (Sophomore)

Redshirted to preserve eligibility

2022 (Freshman)

Made team-high 32 appearances, including one start
Notched 3.06 ERA and two saves
Recorded 16 walks and 32 strikeouts over 35.1 innings
Started career with eight consecutive scoreless outings
Tossed shutdown frame in collegiate debut against Rice (2/20)
Recorded first career save with season-best four strikeouts over season-long three innings vs. Alabama (2/26)
Logged four-out save in 6-1 win over LSU (3/5)
Retired side in order with pair of punchouts at South Carolina (3/13)
Registered two scoreless innings against TCU (4/9)
Pitched two frames in College World Series vs. Texas A&M (6/19)

High School

Four-year letterman at Lutheran South Academy
Two-time All-District honoree
Garnered All-State accolades as senior
Guided Pioneers to three state championships

Personal

Parents are Annette Harrison and Tom Dela Garza
Earned undergraduate degree in sport management from Texas
Pursuing master's degree in sport management

CAREER GAME-BY-GAME

Date	OPPONENT	GS	IP	H	R	ER	BB	SO	W	L	SV	ERA	NP
2/20/2022	Rice	1.0	1	0	0	0	0	0	0	0	0	0.00	11
2/23/2022	vs. Texas A&M-CC	2.0	1	0	0	0	1	0	0	0	0	0.00	25
2/26/2022	Alabama	3.0	1	0	0	1	4	0	0	1	0	0.00	43
3/4/2022	Tennessee	0.1	0	0	0	0	1	0	0	0	0	0.00	3
3/5/2022	vs. LSU	1.1	2	0	0	1	0	0	0	1	0	0.00	19
3/8/2022	@Texas State	0.2	0	0	0	1	0	0	0	0	0	0.00	13
3/9/2022	Texas State	1.0	1	0	0	1	1	0	0	0	0	0.00	21
3/13/2022	@South Carolina	1.0	0	0	0	0	2	0	0	0	0	0.00	13
3/15/2022	@Charleston	2.2	4	1	1	1	0	2	0	0	0	3.37	45
3/22/2022	Central Arkansas	0.1	0	1	1	2	1	0	0	0	0	27.00	16
3/26/2022	@Texas Tech	0.1	1	1	1	0	1	0	0	0	0	27.00	11
3/29/2022	Texas A&M	1.0	1	0	0	0	1	0	0	0	0	0.00	13
4/3/2022	@Oklahoma	1.1	2	2	2	1	3	0	0	0	0	13.50	31
4/5/2022	UTRGV	1.0	0	0	0	0	0	0	0	0	0	0.00	8
4/9/2022	TCU	2.0	3	0	0	0	2	0	0	0	0	0.00	23
4/12/2022	Stephen F. Austin	1.0	0	0	0	0	2	0	0	0	0	0.00	12
4/16/2022	@Kansas State	1.1	0	0	0	1	0	0	0	0	0	0.00	25
4/19/2022	Air Force	1.0	2	3	3	1	1	0	0	0	0	27.00	17
4/20/2022	Air Force	0.2	0	0	0	0	0	0	0	0	0	0.00	5
4/23/2022	Baylor	0.1	0	0	0	0	1	0	0	0	0	0.00	5
4/24/2022	Baylor	1.0	2	0	0	0	1	0	0	0	0	0.00	16
4/26/2022	@UTRGV	0.1	1	0	0	0	2	0	0	0	0	0.00	7
5/1/2022	Oklahoma State	1.2	1	0	0	0	2	0	0	0	0	0.00	27
5/8/2022	@West Virginia	0.0	1	1	1	1	0	0	0	0	0	99.00	5
5/10/2022	Texas Southern *	2.2	4	1	1	0	2	0	0	0	0	3.37	39
5/17/2022	Sam Houston	0.2	1	0	0	0	2	0	0	0	0	0.00	9
5/21/2022	Kansas	0.2	0	0	0	1	0	0	0	0	0	0.00	16
5/26/2022	vs. TCU	0.0	1	0	0	1	0	0	0	0	0	0.00	6
5/28/2022	vs. Oklahoma State	2.1	1	1	1	1	0	0	0	0	0	3.86	38
6/10/2022	@East Carolina	0.1	2	1	1	0	0	0	0	0	0	0.00	10
6/11/2022	East Carolina	0.1	2	1	1	0	0	0	0	0	0	27.00	8
6/19/2022	vs. Texas A&M	2.0	1	1	0	2	0	0	0	0	0	0.00	36
2/17/2024	San Diego	2.0	3	1	0	0	2	0	0	0	0	0.00	27
2/20/2024	Houston Christian *	1.2	2	1	1	3	0	0	0	0	0	5.40	38
2/27/2024	St. John's	1.2	1	0	0	0	2	1	0	0	0	0.00	20
3/2/2024	Texas State	1.1	3	3	3	1	0	0	0	0	0	20.25	26
3/5/2024	Texas A&M	1.1	2	1	1	1	3	0	0	0	0	6.75	29
3/9/2024	@Texas Tech	0.0	1	0	0	2	0	0	0	0	0	0.00	18
3/20/2024	Air Force	1.0	1	0	0	0	0	0	0	0	0	0.00	13
3/26/2024	Texas A&M-CC	0.1	0	0	0	1	0	0	0	0	0	0.00	16
4/10/2024	Texas State	0.0	1	2	2	1	0	0	0	0	0	99.00	11
4/16/2024	UTRGV	0.1	1	3	3	1	1	0	0	0	0	81.00	20
4/28/2024	@Oklahoma	0.1	0	1	1	1	1	0	0	0	0	27.00	9
5/5/2024	Oklahoma State	0.1	0	0	0	1	0	0	0	0	0	0.00	5
6/2/2024	Louisiana	0.1	0	0	0	1	1	0	0	0	0	0.00	8
2/15/2025	Ole Miss *	6.1	2	0	0	1	6	1	0	0	0	0.00	71
2/22/2025	Dartmouth *	3.1	3	2	1	1	2	0	0	0	0	2.70	57
3/1/2025	vs. Texas Tech *	5.0	6	1	1	1	7	1	0	0	0	1.80	95
3/8/2025	Santa Clara *	3.0	2	1	1	3	4	0	0	0	0	3.00	68
3/16/2025	@Mississippi State *	4.0	2	2	2	4	5	0	0	0	0	4.50	65
3/22/2025	LSU *	4.0	4	5	2	2	3	0	0	0	0	4.50	67
3/29/2025	@Missouri *	4.0	6	4	0	3	2	0	0	0	0	0.00	79
4/5/2025	Georgia *	5.2	6	4	3	1	9	0	0	0	0	4.76	96
4/12/2025	@Kentucky *	4.2	7	3	3	0	5	0	0	0	0	5.79	81
4/18/2025	Auburn *	5.1	4	2	2	3	6	1	0	0	0	3.38	84
4/26/2025	Texas A&M *	6.0	4	1	1	1	6	1	0	0	0	1.50	84
5/2/2025	@Arkansas *	4.0	6	4	4	2	2	0	1	0	0	9.00	77
5/10/2025	Florida *	5.0	5	2	1	0	8	0	0	0	0	1.80	73
5/17/2025	@Oklahoma *	6.0	2	1	1	1	5	1	0	0	0	1.50	83
5/31/2025	UTSA *	4.1	4	5	2	1	2	0	0	0	0	4.15	72
2/14/2026	UC Davis *	5.1	5	2	2	2	6	1	0	0	0	3.38	90
2/21/2026	Michigan State *	4.1	4	1	0	1	2	0	0	0	0	0.00	53
2/28/2026	Baylor^ *	3.1	1	2	2	5	2	0	0	0	0	5.40	64
3/7/2026	USC Upstate *	4.2	7	3	2	0	7	0	0	0	0	3.86	78
3/14/2026	Ole Miss *	7.0	5	2	0	1	8	1	0	0	0	0.00	102
3/21/2026	@Auburn *	5.2	4	2	2	3	6	1	0	0	0	3.18	92
3/27/2026	Oklahoma *	7.0	5	3	3	2	6	0	0	0	0	3.86	88
4/3/2026	@South Carolina *	5.2	1	2	2	2	5	1	0	0	0	3.18	89
4/11/2026	@Texas A&M *	0.2	6	8	8	3	2	0	1	0	0	108.00	44
4/19/2026	Alabama *	7.0	8	2	2	3	10	0	1	0	0	2.57	106
4/26/2026	@Vanderbilt *	4.1	4	2	1	1	7	0	0	0	0	2.08	82
5/3/2026	Mississippi State *	5.0	3	5	5	3	9	1	0	0	0	9.00	102
5/9/2026	@Tennessee *	3.2	6	6	4	2	2	0	1	0	0	9.82	63
5/15/2026	Missouri *	6.1	5	4	4	1	6	1	0	0	0	5.68	103

CAREER STATISTICS

YEAR	ERA	W	L	APP	GS	CG	SHO	SV	IP	H	R	ER	BB	SO	2B	3B	HR	BF	BAVG	WP	HBP	BK	SFA	SHA
2023	3.06	0	0	32	1	0	0	2	35.1	34	13	12	16	32	7	1	2	152	.260	1	2	0	1	2
2024	9.28	1	0	13	1	0	0	2	10.2	15	12	11	13	10	2	0	1	63	.341	2	5	0	1	0
2025	3.05	5	1	15	15	0	0	0	70.2	63	37	24	24	72	16	0	4	315	.237	3	21	1	2	1
2026	4.76	6	3	14	14	0	0	0	70.0	64	44	37	29	78	22	1	7	310	.239	4	10	1	1	2
Total	4.05	12	4	74	31	0	0	2	186.2	176	106	82	192	47	47	2	14	840	.248	10	38	2	5	5

POTENTIAL STARTING PITCHER



RIGHT-HANDED PITCHER

RUGER RIOJAS 13

CLASS Senior
HOMETOWN Wimberley, Texas
PREVIOUS UTSA

BATS
RIGHT

THROWS
RIGHT

HEIGHT
6'0"

WEIGHT
195

CAREER HIGHS

Innings Pitched: 7.1 // at Kansas State, 6/1/25
Runs Allowed: 9 // at Arkansas, 5/1/25
Earned Runs Allowed: 9 // at Arkansas, 5/1/25
Walks: 4 (2x) // last vs. Florida, 5/9/25
Strikeouts: 12 // vs. USC Upstate, 3/6/26
Pitches: 119 // at Kansas State, 6/1/25

BIO

Career Honors & Accolades

2024 AAC All-Conference, Second Team
2023 C-USA All-Conference, Freshman Team
2023 C-USA Academic Honor Roll

2025 (Junior)

Pitched in 18 contests, earning 10 starts
Logged team-best nine wins
Posted 5.61 ERA across 69 innings
Earned first victory as Longhorn against Dartmouth (2/21)
Collected career-best 10 strikeouts across seven shutout frames at Missouri (3/29)
Threw 5.2 scoreless in 2-1 win over Texas A&M (4/25)
Tossed career-long 7.1 innings against Kansas State (6/1)

2024 (Sophomore – UTSA)

Made team-leading 26 games, including one start
Paced Roadrunners in wins (10), ERA (3.25), saves (7) and strikeouts (75)
Held opposing hitters to .256 average over 69.1 innings
Struck out six and tossed season-long 5.2 frames in one start to earn victory vs. UT Arlington (2/17)
Notched first career save after pitching the final three innings against Houston (2/27)
Tossed 3.1 scoreless in 5-4 win at Texas A&M-Corpus Christi (3/9)
Recorded four strikeouts in three-inning save vs. East Carolina (3/22)
Registered season-best seven punchouts over 4.2 innings at Tulane (3/28)
Totaled four scoreless innings, striking out four batters in 14-4 victory over Charlotte (4/6)

2023 (Freshman – UTSA)

Appeared in 20 contests and made one start
Posted 5-0 ledger with 4.11 ERA
Tallied 11 walks and 57 strikeouts across 46 innings
Pitched three shutdown innings in collegiate debut vs. Tarleton State (2/19)
Earned first collegiate victory against Saint Mary's (2/25)
Punched out six batters in three scoreless vs. Incarnate Word (3/1)
Racked up 2.2 innings without allowing a run at UTRGV (3/21)
Collected season-high seven strikeouts over three frames against Texas State (4/18)
Tossed 3.1 innings in 11-6 win over Rice (5/6)

High School

Two-year letterman at Wimberley High School
Two-time All-State selection
Notched 1.28 ERA as senior
Helped lead Texans to back-to-back bi-district titles

Personal

Son of Brandon and Kimberley Riojas
Has one sister, Raichle
Cousin, Christopher, played baseball at Concordia
Intends to major in physical culture & sports

CAREER GAME-BY-GAME

Date	OPPONENT	GS	IP	H	R	ER	BB	SO	W	L	SV	ERA	NP
2/19/2023	Tarleton State	3.0	2	0	0	1	2	0	0	0	0	0.00	50
2/25/2023	St. Mary's (CA)	2.2	3	3	3	3	0	2	1	0	0	10.13	47
3/1/2023	UIW	3.0	1	0	0	1	6	0	0	0	0	0.00	44
3/7/2023	at Texas State	1.0	0	0	0	1	3	0	0	0	0	0.00	23
3/12/2023	Texas A&M-CC	2.0	1	0	0	1	1	1	1	0	0	0.00	31
3/21/2023	@UTRGV	2.2	2	0	0	1	5	0	0	0	0	0.00	49
3/26/2023	@Rice	3.2	3	2	2	0	2	0	0	0	0	4.91	57
4/1/2023	Western Kentucky	3.0	4	2	2	2	0	1	1	0	0	6.00	55
4/4/2023	@UIW	1.0	1	0	0	0	1	0	0	0	0	0.00	13
4/6/2023	@Charlotte	2.0	3	3	3	0	3	0	0	0	0	13.50	38
4/11/2023	@Texas A&M	2.0	1	0	0	0	1	0	0	0	0	0.00	29
4/18/2023	Texas State	3.0	1	0	0	1	7	0	0	0	0	0.00	55
4/22/2023	@FIU	3.1	6	3	3	0	5	1	0	0	0	8.10	55
4/25/2023	Houston Christian	1.0	4	2	2	0	2	0	0	0	0	18.00	25
4/29/2023	@Auburn	2.2	3	1	1	3	4	0	0	0	0	3.38	56
5/7/2023	Rice	3.1	5	0	0	1	3	1	0	0	0	0.00	70
5/12/2023	Dallas Baptist	2.2	3	3	3	3	1	4	0	0	0	10.13	52
5/16/2023	@Abilene Christian *	2.0	2	2	2	0	2	0	0	0	0	9.00	30
5/20/2023	@Louisiana Tech	1.1	1	0	0	0	1	0	0	0	0	0.00	20
5/25/2023	Charlotte	0.2	0	0	0	0	2	0	0	0	0	0.00	8
2/17/2024	UT Arlington *	5.2	7	2	2	0	6	1	0	0	0	3.18	90
2/23/2024	Stephen F. Austin	2.2	1	0	0	1	3	1	0	0	0	0.00	44
2/27/2024	@Houston	3.0	1	0	0	1	2	0	0	1	0	0.00	45
3/3/2024	Grand Canyon	4.0	3	1	1	0	5	1	0	0	0	2.25	56
3/8/2024	@Texas A&M-CC	2.1	2	0	0	1	2	0	0	0	0	0.00	38
3/9/2024	@Texas A&M-CC	3.1	4	0	0	0	3	1	0	0	0	0.00	52
3/16/2024	Northwestern	3.1	5	3	2	1	3	0	0	0	0	5.40	55
3/22/2024	East Carolina	3.0	1	1	0	1	4	0	0	1	0	0.00	41
3/24/2024	East Carolina	2.0	1	0	0	0	2	0	0	1	0	0.00	24
3/26/2024	@Baylor	1.0	0	0	0	0	2	0	0	1	0	0.00	19
3/28/2024	@Tulane	4.2	3	2	2	0	7	1	0	0	0	3.86	73
4/2/2024	@Incarnate Word	2.0	1	1	1	2	2	0	0	1	0	4.50	37
4/6/2024	Charlotte	4.0	2	0	0	2	4	1	0	0	0	0.00	56
4/9/2024	@Texas A&M	2.0	1	0	0	0	1	0	0	0	0	0.00	20
4/12/2024	@Memphis	2.1	4	3	2	1	3	1	0	0	0	7.71	50
4/16/2024	Texas A&M-CC	1.2	0	0	0	2	0	2	0	1	0	0.00	29
4/19/2024	Auburn	3.2	7	4	4	2	3	0	1	0	0	9.82	71
4/26/2024	@Rice	1.2	3	1	1	0	2	0	1	0	0	5.40	21
4/30/2024	Texas State	3.1	4	3	3	2	5	0	0	0	0	8.10	60
5/3/2024	Wichita State	1.2	4	2	2	1	1	1	0	0	0	10.80	42
5/4/2024	Wichita State	0.0	3	3	3	0	0	0	1	0	0	0.00	10
5/10/2024	South Florida	0.2	0	0	0	0	1	0	0	1	0	0.00	9
5/12/2024	South Florida	3.2	4	1	0	1	4	1	0	0	0	0.00	65
5/17/2024	@Florida Atlantic	3.0	2	0	0	1	3	1	0	0	0	0.00	42
5/21/2024	Charlotte	1.2	2	1	1	0	2	0	0	0	0	5.40	33
5/22/2024	Florida Atlantic	3.0	3	1	1	1	3	0	0	0	0	3.00	40
2/14/2025	vs. Louisville	2.2	3	2	2	0	4	0	0	0	0	6.75	39
2/21/2025	Dartmouth	3.0	4	2	2	0	3	1	0	0	0	6.00	41
2/25/2025	Incarnate Word	2.0	0	0	0	0	2	0	0	0	0	0.00	15
2/28/2025	Washington	0.1	2	1	1	1	1	0	0	0	0	27.00	16
3/4/2025	Texas A&M-CC	1.2	0	0	0	0	2	1	0	0	0	0.00	17
3/8/2025	Santa Clara	4.2	3	2	2	3	3	1	0	0	0	3.86	87
3/16/2025	@Mississippi State	2.0	2	1	1	1	1	1	0	0	0	4.50	25
3/18/2025	UTSA	4.0	3	1	1	0	5	0	1	0	0	2.25	56
3/23/2025	LSU	* 5.2	7	2	2	1	6	1	0	0	0	3.18	87
3/29/2025	@Missouri	* 7.0	2	0	0	0	10	1	0	0	0	0.00	90
4/6/2025	Georgia	* 6.0	3	3	3	4	7	0	0	0	0	4.50	89
4/13/2025	@Kentucky	* 6.2	9	3	3	2	3	1	0	0	0	4.05	114
4/19/2025	Auburn	* 3.0	2	1	1	0	2	0	0	0	0	3.00	38
4/25/2025	Texas A&M	* 5.2	5	0	0	0	3	1	0	0	0	0.00	89
5/1/2025	@Arkansas	* 3.2	7	9	9	1	4	0	1	0	0	22.09	67
5/9/2025	Florida	* 0.1	3	6	6	4	1	0	1	0	0	162.00	35
5/16/2025	@Oklahoma	* 3.1	7	5	3	2	0	0	0	0	0	8.10	65
6/1/2025	vs. Kansas State	* 7.1	6	7	7	2	6	1	0	0	0	8.59	119
2/13/2026	UC Davis	* 5.0	3	1	1	1	9	1	0	0	0	1.80	78
2/20/2026	Michigan State	* 6.0	3	1	1	1	10	1	0	0	0	1.50	83
2/27/2026	Coastal Carolina^	* 5.0	1	0	0	1	11	1	0	0	0	0.00	71
3/6/2026	USC Upstate	* 6.0	4	1	1	0	12	1	0	0	0	1.50	80
3/13/2026	Ole Miss	* 4.1	6	3	3	1	8	0	0	0	0	6.23	85
3/20/2026	@Auburn	* 6.1	5	1	1	1	6	0	0	0	0	1.42	99
3/26/2026	Oklahoma	* 7.0	6	0	0	2	8	1	0	0	0	0.00	105
4/2/2026	@South Carolina	* 3.0	8	6	6	2	4	0	1	0	0	18.00	58
4/10/2026	@Texas A&M	* 5.0	5	5	5	2	4	0	1	0	0	9.00	83
4/18/2026	Alabama	* 5.0	3	1	1	1	11	0	0	0	0	1.80	99
4/25/2026	@Vanderbilt	* 3.0	8	5	5	0	6	0	1	0	0	15.00	64
5/2/2026	Mississippi State	* 5.0	3	1	1	0	7	0	0	0	0	1.80	71
5/16/2026	Missouri	* 0.1	0	0	0	0	0	0	0	0	0	0.00	5

CAREER STATISTICS

YEAR	ERA	W	L	APP	GS	CG	SHO	SV	IP	H	R	ER	BB	SO	2B	3B	HR	BF	BAVG	WP	HBP	BK	SFA	SHA
2023	4.11	5	0	20	1	0	0	0	46.0	46	21	21	11	57	10	1	7	199	.256	2	4	2	1	2
2024	3.25	10	3	26	1	0	0	7	69.1	68	29	25	18	75	9	1	8	290	.254	0	1	0	3	2
2025	5.61	9	3	18	10	0	0	0	69.0	68	45	43	21	62	11	0	12	300	.257	3	11	0	0	3
2026	4.02	5	2	14	14	1	1	0	65.0	58	29	29	14	100	18	5	5	268	.229	2	3	0	0	2
Total	4.26	29	8	78	26	1	1	7	249.1	240	124	118	64	294	48	7	32	1057	.249	7	19	2	4	9



2026 Texas Longhorns Baseball
Overall Statistics for Texas (as of May 16, 2026)
(All games Sorted by Batting avg)



Record: 40-12 Home: 29-4 Away: 8-8 Neutral: 3-0 SEC: 19-10

Player	avg	gp-gs	ab	r	h	2b	3b	hr	rbi	tb	slg%	bb	hp	so	gdp	ob%	sf	sh	sb-att	po	a	e	fld%	
6 Anthony Pack Jr.	.360	52-51	186	48	67	16	0	7	45	104	.559	39	6	32	1	.479	3	0	20-22	74	3	4	.951	
43 Aiden Robbins	.348	51-51	201	55	70	9	2	19	53	140	.697	32	2	50	1	.435	4	0	11-12	75	1	4	.950	
1 Temo Becerra	.326	52-52	193	47	63	9	1	6	39	92	.477	33	5	40	2	.432	3	1	11-11	20	94	5	.958	
8 Carson Tinney	.321	52-51	187	57	60	10	0	20	54	130	.695	44	11	56	1	.473	1	0	9-10	500	35	2	.996	
24 Adrian Rodriguez	.282	44-44	174	38	49	11	2	3	30	73	.420	28	2	28	3	.385	1	2	12-16	32	98	5	.963	
31 Casey Borba	.280	52-51	186	45	52	10	0	17	55	113	.608	31	4	67	6	.388	3	3	5-6	306	41	3	.991	
5 Ethan Mendoza	.263	51-51	194	46	51	12	1	8	43	89	.459	37	5	31	4	.383	7	0	10-11	64	101	3	.982	

7 Andrew Ermis	.313	13-7	16	4	5	0	0	0	5	5	.313	8	2	7	0	.556	1	0	0-2	69	3	1	.986	
42 Dariyan Pendergras	.313	11-6	16	5	5	0	0	0	3	5	.313	3	2	1	0	.455	1	1	1-2	4	0	0	1.000	
9 Jonah Williams	.304	8-7	23	5	7	2	0	0	4	9	.391	4	1	5	1	.414	1	0	0-0	5	0	0	1.000	
44 Ashton Larson	.265	47-37	98	16	26	6	0	1	14	35	.357	28	4	26	3	.439	2	1	2-2	78	2	0	1.000	
14 Presley Courville	.261	13-4	23	2	6	1	0	0	1	7	.304	2	0	8	0	.320	0	2	1-1	10	0	0	1.000	
0 Jayden Duplantier	.258	44-21	89	24	23	4	0	1	15	30	.337	17	1	26	1	.380	1	3	11-12	34	6	0	1.000	
15 Josh Livingston	.234	31-21	77	18	18	5	0	4	20	35	.455	13	3	27	2	.366	0	0	2-2	46	5	0	1.000	
32 Maddox Monsour	.185	32-14	54	12	10	0	1	1	10	15	.278	6	0	27	0	.267	0	1	7-8	20	0	0	1.000	
36 Callum Early	.000	7-0	4	0	0	0	0	0	0	0	.000	0	1	2	0	.200	0	0	0-0	0	1	0	1.000	
29 Blake Peterson	.000	4-0	2	0	0	0	0	0	0	0	.000	0	0	1	0	.000	0	0	0-0	0	0	0	.000	
Totals	.297	52	1723	422	512	95	7	87	391	882	.512	325	49	434	25	.417	28	14	102-117	1354	445	37	.980	
Opponents	.223	52	1693	232	377	94	8	43	208	616	.364	168	53	585	25	.311	6	10	24-34	1293	422	57	.968	

LOB - Team (424), Opp (344). DPs turned - Team (29), Opp (32). IBB - Team (6), Borba 2, Rodriguez 2, Larson 1, Pack Jr. 1, Opp (2). Picked off - Mendoza 1, Livingston 1, Pack Jr. 1.

(All games Sorted by Earned run avg)

Player	era	w-l	app	gs	cg	sho	sv	ip	h	r	er	bb	so	2b	3b	hr	b/avg	wp	hp	bk	sfa	sha		
99 Dylan Volantis	2.05	8-1	13	13	0	0/2	0	74.2	52	18	17	22	105	9	0	2	.188	7	4	0	0	1		
13 Ruger Riojas	4.02	5-2	14	14	1	1/0	0	65.0	58	29	29	14	100	18	5	5	.233	2	3	0	0	2		
53 Luke Harrison	4.76	6-3	14	14	0	0/0	0	70.0	64	44	37	29	78	22	1	7	.239	4	10	1	1	2		

30 Kaleb Rogers	0.00	0-0	1	0	0	0/0	0	0.1	0	0	0	0	1	0	0	0	.000	0	0	0	0	0		
35 Sam Cozart	1.59	6-0	20	3	0	0/2	8	45.1	17	9	8	12	66	5	0	3	.112	2	4	1	0	0		
46 Ethan Walker	3.00	1-1	20	0	0	0/2	0	15.0	18	7	5	3	13	4	0	1	.300	1	1	0	1	1		
12 Haiden Leffew	3.60	4-1	16	0	0	0/0	0	20.0	12	8	8	13	31	5	1	1	.176	3	2	0	0	1		
88 Brett Crossland	3.63	1-2	22	0	0	0/2	0	22.1	18	10	9	11	31	3	0	2	.220	2	7	0	2	1		
38 Max Grubbs	5.52	2-0	19	2	0	0/1	0	29.1	32	23	18	12	29	6	0	5	.276	4	1	0	1	1		
67 Brody Walls	5.53	2-0	16	0	0	0/0	0	27.2	22	18	17	8	34	5	1	5	.212	2	6	0	0	0		
48 Hudson Hamilton	5.84	2-0	9	1	0	0/1	1	12.1	13	10	8	5	17	4	0	2	.271	1	1	0	0	0		
11 Kade Bing	6.00	1-1	6	1	0	0/0	0	9.0	7	8	6	5	4	0	0	2	.226	0	1	0	1	0		
27 Cal Higgins	6.10	1-1	10	0	0	0/1	0	10.1	15	7	7	7	14	2	0	3	.341	1	4	0	0	0		
45 Thomas Burns	6.52	0-0	20	0	0	0/1	4	19.1	15	15	14	14	37	3	0	3	.203	3	3	0	0	0		
4 Jason Flores	6.55	0-0	8	2	0	0/1	0	11.0	13	8	8	5	7	4	0	1	.302	2	4	0	0	0		
41 Cody Howard	7.45	0-0	5	0	0	0/0	0	9.2	6	8	8	2	8	1	0	0	.176	2	1	0	0	1		
34 Michael Winter	8.10	1-0	9	2	0	0/0	1	10.0	15	10	9	6	10	3	0	1	.349	1	1	2	0	0		
Totals	4.15	40-12	52	52	1	4/3	14	451.1	377	232	208	168	585	94	8	43	.223	37	53	4	6	10		
Opponents	8.02	12-40	52	52	0	1/1	6	431.0	512	422	384	325	434	95	7	87	.297	51	49	10	28	14		

PB - Team (4), Tinney 4, Opp (9). Pickoffs - Team (2), Harrison 1, Riojas 1, Opp (3). SBA/ATT - Tinney (20-27), Volantis (7-9), Grubbs (4-7), Ermis (4-6), Harrison (3-5), Crossland (3-3), Walls (1-2), Burns (2-2), Flores Jas (1-1), Hamilton (0-1), Cozart (0-1), Walker (1-1), Riojas (1-1), Leffew (1-1).



2026 Texas Longhorns Baseball
Conference statistics for Texas (as of May 16, 2026)
(SEC games only Sorted by Batting avg)



Record: 19-10 Home: 12-3 Away: 7-7 SEC: 19-10

Player	avg	gp-gs	ab	r	h	2b	3b	hr	rbi	tb	slg%	bb	hp	so	gdp	ob%	sf	sh	sb-att	po	a	e	fld%	
6 Anthony Pack Jr.	.400	29-29	110	24	44	10	0	4	20	66	.600	23	3	18	1	.511	1	0	12-13	47	2	2	.961	
43 Aiden Robbins	.339	28-28	109	27	37	4	1	11	24	76	.697	16	2	27	1	.423	3	0	5-6	42	1	2	.956	
8 Carson Tinney	.318	29-29	110	26	35	7	0	10	30	72	.655	21	7	35	1	.453	1	0	5-6	338	23	2	.994	
1 Temo Becerra	.291	29-29	110	18	32	7	0	1	14	42	.382	18	1	28	2	.392	1	1	2-2	14	48	3	.954	
24 Adrian Rodriguez	.260	24-24	96	14	25	2	1	3	17	38	.396	15	0	22	1	.357	1	1	2-5	15	50	3	.956	
31 Casey Borba	.255	29-28	106	21	27	4	0	10	28	61	.575	13	3	38	6	.350	1	2	2-2	156	31	3	.984	
0 Jayden Duplantier	.241	24-16	58	13	14	3	0	1	10	20	.345	7	1	15	1	.328	1	2	6-6	22	4	0	1.000	
5 Ethan Mendoza	.210	28-28	105	15	22	5	1	2	18	35	.333	15	3	18	2	.313	5	0	2-3	28	53	2	.976	

42 Dariyan Pendergras	.286	8-5	14	5	4	0	0	0	0	4	.286	2	2	1	0	.444	0	0	1-2	1	0	0	1.000	
44 Ashton Larson	.255	27-20	55	8	14	2	0	0	3	16	.291	18	2	16	3	.453	0	1	1-1	53	2	0	1.000	
32 Maddox Monsour	.184	19-11	38	7	7	0	0	0	4	7	.184	3	0	20	0	.244	0	1	4-5	12	0	0	1.000	
15 Josh Livingston	.182	16-12	44	6	8	2	0	2	8	16	.364	4	1	18	2	.265	0	0	0-0	36	2	0	1.000	
14 Presley Courville	.067	9-2	15	1	1	0	0	0	0	1	.067	1	0	8	0	.125	0	1	1-1	0	0	0	.000	
36 Callum Early	.000	5-0	3	0	0	0	0	0	0	0	.000	0	1	1	0	.250	0	0	0-0	0	1	0	1.000	
29 Blake Peterson	.000	1-0	1	0	0	0	0	0	0	0	.000	0	0	1	0	.000	0	0	0-0	0	0	0	.000	
7 Andrew Ermis	.000	3-0	0	1	0	0	0	0	0	0	.000	1	0	0	0	1.000	0	0	0-0	1	1	0	1.000	
Totals	.277	29	974	186	270	46	3	44	176	454	.466	157	26	266	20	.387	14	9	43-52	772	252	24	.977	
Opponents	.224	29	972	136	218	56	7	27	124	369	.380	96	31	343	10	.313	5	6	19-25	759	255	21	.980	

LOB - Team (235), Opp (202). DPs turned - Team (11), Opp (24). IBB - Team (6), Rodriguez 2, Borba 2, Larson 1, Pack Jr. 1, Opp (2). Picked off - Pack Jr. 1.

(SEC games only Sorted by Earned run avg)

Player	era	w-l	app	gs	cg	sho	sv	ip	h	r	er	bb	so	2b	3b	hr	b/avg	wp	hp	bk	sfa	sha
99 Dylan Volantis	2.28	6-1	9	9	0	0/1	0	51.1	38	13	13	15	76	5	0	2	.197	6	2	0	0	0
53 Luke Harrison	5.33	5-3	10	10	0	0/0	0	52.1	47	36	31	21	61	16	1	6	.236	3	8	1	1	1
13 Ruger Riojas	5.44	1-2	10	10	1	1/0	0	43.0	47	26	26	11	58	17	5	4	.273	2	1	0	0	2

46 Ethan Walker	0.00	0-1	10	0	0	0/1	0	5.1	5	1	0	1	6	0	0	0	.250	0	1	0	1	0
30 Kaleb Rogers	0.00	0-0	1	0	0	0/0	0	0.1	0	0	0	0	1	0	0	0	.000	0	0	0	0	0
35 Sam Cozart	1.01	3-0	15	0	0	0/1	7	26.2	9	4	3	8	43	2	0	1	.100	1	3	1	0	0
88 Brett Crossland	4.20	0-2	14	0	0	0/1	0	15.0	15	8	7	10	23	3	0	0	.268	1	7	0	2	1
12 Haiden Leffew	4.24	3-1	12	0	0	0/0	0	17.0	12	8	8	12	25	5	1	1	.200	3	2	0	0	1
67 Brody Walls	5.11	0-0	7	0	0	0/0	0	12.1	10	7	7	2	12	1	0	4	.217	2	1	0	0	0
41 Cody Howard	7.04	0-0	3	0	0	0/0	0	7.2	5	6	6	1	7	1	0	0	.185	2	1	0	0	1
27 Cal Higgins	7.36	1-0	3	0	0	0/0	0	3.2	5	3	3	2	3	1	0	2	.333	0	1	0	0	0
38 Max Grubbs	8.53	0-0	6	0	0	0/1	0	6.1	7	8	6	4	4	1	0	3	.280	2	0	0	1	0
45 Thomas Burns	8.71	0-0	11	0	0	0/0	1	10.1	10	10	10	7	21	3	0	2	.238	2	3	0	0	0
4 Jason Flores	9.00	0-0	3	0	0	0/0	0	3.0	3	3	3	2	1	0	0	1	.250	0	1	0	0	0
34 Michael Winter	9.00	0-0	2	0	0	0/0	0	3.0	5	3	3	0	2	1	0	1	.357	0	0	2	0	0
Totals	4.41	19-10	29	29	1	2/1	8	257.1	218	136	126	96	343	56	7	27	.224	24	31	4	5	6
Opponents	6.30	10-19	29	29	0	1/1	5	253.0	270	186	177	157	266	46	3	44	.277	27	26	4	14	9

PB - Team (1), Tinney 1, Opp (6). Pickoffs - Team (2), Riojas 1, Harrison 1, Opp (1). SBA/ATT - Tinney (19-23), Volantis (7-9), Harrison (2-4), Crossland (3-3), Burns (2-2), Ermis (0-1), Grubbs (1-1), Flores Jas (1-1), Walker (1-1), Cozart (0-1), Walls (0-1), Leffew (1-1), Riojas (1-1).

2026 GAME-BY-GAME — HITTING

#	GAME	AB	R	H	RBI	2B	3B	HR	TB	BB	IBB	SB	CS	HBP	SAC	SF	GDP	K	PO	A	E	LOB	Avg	
1	2/13 vs. UC Davis	30	12	11	11	3	0	2	20	7	0	1	0	0	0	0	0	4	21	4	0	7	.367	
2	2/14 vs. UC Davis	28	6	8	5	4	0	1	15	9	0	2	1	0	0	1	0	8	27	10	1	8	.328	
3	2/15 vs. UC Davis	33	9	11	7	1	0	0	12	9	0	3	0	1	1	2	0	7	27	10	3	13	.330	
4	2/17 vs. Lamar	35	14	13	14	1	3	2	26	9	0	1	0	1	0	0	0	7	21	5	0	11	.341	
5	2/20 vs. Michigan State	34	8	11	7	3	0	3	23	3	0	0	0	1	0	1	0	5	27	11	0	7	.338	
6	2/21 vs. Michigan State	29	3	8	2	1	1	1	14	4	0	0	1	1	0	0	2	4	27	10	0	7	.328	
7	2/22 vs. Michigan State	32	4	9	3	2	0	0	11	3	0	2	0	1	0	0	0	5	27	12	0	8	.321	
8	2/24 vs. UTRGV	32	14	15	13	3	0	2	24	6	0	5	1	0	0	0	0	11	21	5	0	6	.340	
9	2/27 vs. No. 9 Coastal Carolina^	34	8	12	8	1	0	4	25	6	0	0	0	2	0	1	0	7	27	8	0	11	.341	
10	2/28 vs. Baylor^	30	5	7	4	3	0	0	10	3	0	1	1	2	2	0	0	3	27	12	1	8	.331	
11	3/1 vs. Ohio State^	38	10	12	9	3	0	1	18	8	0	0	0	0	0	1	0	6	27	7	0	10	.330	
12	3/3 vs. Houston Christian	32	16	14	14	2	0	1	19	9	0	0	0	0	0	1	0	5	21	5	0	8	.339	
13	3/6 vs. USC Upstate	35	14	12	13	2	0	5	29	5	0	5	0	2	0	0	0	9	24	5	0	5	.339	
14	3/7 vs. USC Upstate	36	11	11	11	2	0	1	16	8	0	4	0	1	0	0	0	6	27	4	1	10	.336	
15	3/8 vs. USC Upstate	29	13	10	13	3	0	3	22	5	0	5	1	1	0	1	0	6	24	10	0	1	.337	
16	3/10 at Texas State	40	15	15	15	4	0	4	31	11	0	2	0	3	0	0	1	15	27	11	0	12	.340	
17	3/13 vs. Ole Miss*	42	8	10	8	0	0	3	19	7	0	4	0	1	1	0	0	18	33	11	0	10	.332	
18	3/14 vs. Ole Miss*	34	11	13	9	2	0	0	15	7	0	2	0	2	0	2	1	2	27	5	1	10	.335	
19	3/15 vs. Ole Miss*	33	8	11	7	1	0	2	18	2	0	4	0	0	0	1	0	6	27	3	2	4	.335	
20	3/17 vs. Tarleton State	28	1	2	1	0	0	1	5	9	0	2	1	0	0	0	1	12	27	9	1	9	.324	
21	3/20 at No. 5 Auburn*	29	3	3	3	0	0	2	9	4	0	0	0	0	1	0	1	11	25	13	1	4	.315	
22	3/21 at No. 5 Auburn*	38	7	11	7	2	0	2	19	4	0	1	0	1	0	0	0	10	27	12	0	9	.313	
23	3/22 at No. 5 Auburn*	35	5	9	4	0	0	1	12	8	0	1	0	0	0	0	1	9	27	9	1	11	.311	
24	3/24 at Houston	30	7	3	5	1	0	0	4	11	0	5	0	2	0	1	0	10	24	14	2	10	.303	
25	3/26 vs. No. 8 Oklahoma*	32	14	17	13	6	1	1	28	7	0	1	1	1	0	0	1	5	21	6	1	8	.312	
26	3/27 vs. No. 8 Oklahoma*	31	4	7	4	0	1	0	9	12	1	0	1	0	0	1	2	11	30	16	3	12	.308	
27	3/28 vs. No. 8 Oklahoma*	36	5	8	5	0	0	1	11	7	0	1	0	0	0	0	0	6	30	16	1	9	.305	
28	3/31 vs. Texas State	35	10	11	8	3	0	3	23	5	0	3	0	0	0	0	0	9	27	11	1	6	.305	
29	4/2 at South Carolina*	33	1	6	1	1	0	1	10	3	0	0	0	1	0	0	0	12	24	7	0	9	.301	
30	4/3 at South Carolina*	36	5	13	5	1	0	3	23	4	1	2	0	0	1	0	2	6	27	6	0	9	.303	
31	4/4 at South Carolina*	33	4	6	4	1	0	1	10	5	0	2	0	0	0	1	1	15	27	6	0	8	.299	
32	4/7 vs. Incarnate Word	28	16	11	12	2	0	2	19	10	0	2	0	2	0	0	1	5	21	5	1	6	.302	
33	4/10 at No. 18 Texas A&M*	35	8	10	8	1	0	4	23	3	0	1	0	2	1	1	0	11	24	11	1	7	.301	
34	4/11 at No. 18 Texas A&M*	33	4	7	4	2	0	3	18	2	0	0	0	1	0	0	2	8	24	9	1	5	.299	
35	4/14 vs. Texas A&M-Corpus	34	14	16	14	4	0	1	23	2	0	7	0	1	1	3	0	10	27	9	0	12	.304	
36	4/17 vs. No. 11 Alabama*	35	10	16	9	5	0	1	24	1	0	0	0	3	1	2	2	4	27	5	4	8	.308	
37	4/18 vs. No. 11 Alabama*	29	3	8	3	1	0	0	9	4	1	2	1	0	0	1	1	8	27	7	0	7	.308	
38	4/19 vs. No. 11 Alabama*	31	1	4	1	1	0	0	5	3	0	2	0	0	0	0	1	6	27	8	0	6	.303	
39	4/24 at Vanderbilt*	38	11	14	11	3	0	4	29	5	0	1	1	0	2	0	0	10	27	3	1	7	.305	
40	4/25 at Vanderbilt*	31	0	5	0	1	0	0	6	2	0	0	0	2	0	0	0	14	24	8	2	8	.302	
41	4/26 at Vanderbilt*	32	4	5	4	2	0	0	7	7	1	0	0	4	0	1	2	8	30	10	1	10	.298	
42	4/28 vs. Sam Houston	34	15	11	15	1	0	4	24	10	0	5	0	2	0	1	0	8	27	7	1	7	.299	
43	5/1 vs. No. 10 Mississippi State*	27	3	5	3	1	0	0	6	3	0	2	0	1	1	0	1	8	27	6	0	5	.297	
44	5/2 vs. No. 10 Mississippi State*	36	4	9	4	1	0	2	16	10	0	0	0	2	0	0	0	10	27	7	0	17	.296	
45	5/3 vs. No. 10 Mississippi State*	33	11	11	11	4	1	0	17	9	0	6	2	1	0	0	0	7	27	10	1	8	.296	
46	5/5 vs. UTSA	33	11	9	11	0	0	2	15	7	0	4	0	0	1	1	0	9	27	9	1	7	.296	
47	5/8 at Tennessee*	34	1	7	1	1	0	1	11	1	0	0	0	0	0	0	0	19	24	11	1	7	.294	
48	5/9 at Tennessee*	36	9	10	6	1	0	2	17	5	0	0	0	0	0	0	0	11	24	9	2	5	.294	
49	5/10 at Tennessee*	34	13	10	13	2	0	4	24	10	1	3	1	0	1	1	0	7	27	3	0	6	.294	
50	5/14 vs. Missouri*	29	6	7	6	1	0	2	14	7	0	1	1	1	0	2	0	8	27	12	0	9	.293	
51	5/15 vs. Missouri*	35	11	14	10	1	0	4	27	4	0	1	1	1	0	0	1	7	27	12	0	5	.295	
52	5/16 vs. Missouri*	34	12	14	11	4	0	0	18	11	1	6	0	2	0	1	1	9	27	11	0	12	.297	
53	5/22 vs. Arkansas+																							

* Southeastern Conference game | ^ Daikin Park | + SEC Tournament

2026 GAME-BY-GAME — PITCHING

#	GAME	IP	H	R	ER	BB	SO	2B	3B	HR	WP	BK	HBP	DP	IBB	Score	W	L	SV	ERA
1	2/13 vs. UC Davis	7.0	6	2	2	2	11	1	0	0	1	0	1	1	0	12-2	1	0	0	2.57
2	2/14 vs. UC Davis	9.0	6	4	3	6	14	2	0	0	1	0	1	0	0	6-4	2	0	1	2.81
3	2/15 vs. UC Davis	9.0	2	1	0	3	10	2	0	0	0	0	1	3	0	9-1	3	0	1	1.80
4	2/17 vs. Lamar	7.0	6	4	4	1	6	4	0	0	1	0	1	1	0	14-4	4	0	1	2.53
5	2/20 vs. Michigan State	9.0	5	1	1	1	14	0	0	0	0	0	2	0	0	8-1	5	0	1	2.20
6	2/21 vs. Michigan State	9.0	5	1	0	2	7	1	0	0	0	0	1	1	0	3-1	6	0	2	1.80
7	2/22 vs. Michigan State	9.0	5	0	0	1	11	0	0	0	0	0	0	0	0	4-0	7	0	2	1.53
8	2/24 vs. UTRGV	7.0	4	0	0	5	10	0	0	0	1	0	1	1	0	14-0	8	0	2	1.36
9	2/27 vs. No. 9 Coastal Carolina^	9.0	3	1	1	3	17	1	0	0	1	0	0	0	0	8-1	9	0	2	1.32
10	2/28 vs. Baylor^	9.0	4	2	2	9	11	0	0	0	1	0	0	0	0	5-2	10	0	3	1.39
11	3/1 vs. Ohio State^	9.0	6	3	3	4	14	1	1	1	1	0	3	0	0	10-3	11	0	3	1.55
12	3/3 vs. Houston Christian	7.0	4	3	3	1	7	2	0	1	1	0	0	0	0	16-3	12	0	3	1.71
13	3/6 vs. USC Upstate	8.0	5	2	2	1	17	1	0	1	1	0	0	0	0	14-2	13	0	3	1.75
14	3/7 vs. USC Upstate	9.0	14	9	8	5	14	3	0	1	1	0	1	0	0	11-9	14	0	4	2.23
15	3/8 vs. USC Upstate	8.0	7	3	3	2	8	2	0	0	0	0	0	2	0	13-3	15	0	4	2.30
16	3/10 at Texas State	9.0	5	4	4	5	9	2	0	1	1	0	2	0	0	15-4	16	0	4	2.42
17	3/13 vs. Ole Miss*	11.0	10	9	9	5	16	1	0	1	3	0	4	2	0	8-9	16	1	4	2.79
18	3/14 vs. Ole Miss*	9.0	7	2	0	1	10	2	0	0	2	0	1	1	0	11-2	17	1	5	2.63
19	3/15 vs. Ole Miss*	9.0	7	2	1	1	16	3	0	0	1	0	0	0	0	8-2	18	1	5	2.54
20	3/17 vs. Tarleton State	9.0	8	6	5	6	10	0	0	0	0	0	2	3	0	1-6	18	2	5	2.67
21	3/20 at No. 5 Auburn*	8.1	9	4	3	3	10	3	0	0	0	0	0	1	0	3-4	18	3	5	2.70
22	3/21 at No. 5 Auburn*	9.0	10	6	6	7	11	1	0	1	1	0	3	0	0	7-6	19	3	6	2.85
23	3/22 at No. 5 Auburn*	9.0	4	0	0	7	11	1	0	0	0	0	0	0	0	5-0	20	3	6	2.72
24	3/24 at Houston	8.0	10	9	7	5	6	2	0	2	0	0	3	2	0	7-9	20	4	6	2.92
25	3/26 vs. No. 8 Oklahoma*	7.0	6	0	0	2	8	3	0	0	0	0	0	1	0	14-0	21	4	6	2.83
26	3/27 vs. No. 8 Oklahoma*	10.0	5	3	3	2	9	3	0	0	0	0	1	1	0	4-3	22	4	6	2.82
27	3/28 vs. No. 8 Oklahoma*	10.0	12	4	4	2	14	0	0	0	0	0	1	0	0	5-4	23	4	6	2.85
28	3/31 vs. Texas State	9.0	11	8	5	0	9	4	0	3	0	0	1	0	0	10-8	24	4	7	2.93
29	4/2 at South Carolina*	8.0	11	9	9	2	9	4	1	2	0	0	0	0	0	1-9	24	5	7	3.16
30	4/3 at South Carolina*	9.0	4	3	3	4	13	1	0	2	2	0	1	0	0	5-3	25	5	8	3.16
31	4/4 at South Carolina*	9.0	2	1	1	1	15	0	0	1	0	0	1	0	0	4-1	26	5	9	3.09
32	4/7 vs. Incarnate Word	7.0	6	4	2	2	6	3	0	0	0	0	0	0	0	16-4	27	5	9	3.07
33	4/10 at No. 18 Texas A&M*	8.0	7	9	8	7	7	1	2	1	2	0	1	0	0	8-9	27	6	9	3.24
34	4/11 at No. 18 Texas A&M*	8.0	9	11	10	6	4	4	1	1	1	2	1	0	0	4-11	27	7	9	3.46
35	4/14 vs. Texas A&M-Corpus	9.0	14	7	7	2	10	1	0	1	1	0	0	2	0	14-7	28	7	9	3.57
36	4/17 vs. No. 11 Alabama*	9.0	4	2	2	2	17	1	0	0	1	0	0	1	0	10-2	29	7	10	3.52
37	4/18 vs. No. 11 Alabama*	9.0	3	1	1	4	19	1	0	0	1	0	0	0	0	3-1	30	7	11	3.45
38	4/19 vs. No. 11 Alabama*	9.0	8	2	2	4	13	1	0	0	1	0	2	1	1	1-2	30	8	11	3.41
39	4/24 at Vanderbilt*	9.0	8	4	4	3	15	1	0	2	0	0	0	0	0	11-4	31	8	11	3.43
40	4/25 at Vanderbilt*	8.0	11	6	6	2	11	3	2	1	0	0	1	0	0	0-6	31	9	11	3.50
41	4/26 at Vanderbilt*	10.0	8	3	2	4	14	3	0	0	0	1	3	0	1	4-3	32	9	11	3.45
42	4/28 vs. Sam Houston	9.0	14	14	13	4	11	5	0	3	1	0	1	1	0	15-14	33	9	11	3.69
43	5/1 vs. No. 10 Mississippi State*	9.0	6	1	1	3	19	1	0	1	2	0	0	0	0	3-1	34	9	12	3.63
44	5/2 vs. No. 10 Mississippi State*	9.0	9	7	7	1	12	2	0	2	1	0	2	1	0	4-7	34	10	12	3.71
45	5/3 vs. No. 10 Mississippi State*	9.0	4	6	6	8	11	1	1	1	0	0	1	1	0	11-6	35	10	12	3.76
46	5/5 vs. UTSA	9.0	9	8	7	2	10	1	0	2	0	0	1	1	0	11-8	36	10	13	3.83
47	5/8 at Tennessee*	8.0	8	5	5	2	6	2	0	0	2	0	0	0	0	1-5	36	11	13	3.87
48	5/9 at Tennessee*	8.0	16	14	11	3	5	2	0	6	0	0	0	0	0	9-14	36	12	13	4.03
49	5/10 at Tennessee*	9.0	7	6	6	4	13	3	0	2	0	0	1	0	0	13-6	37	12	13	4.07
50	5/14 vs. Missouri*	9.0	6	3	3	1	14	2	0	1	1	0	1	0	0	6-3	38	12	14	4.05
51	5/15 vs. Missouri*	9.0	7	6	6	2	11	3	0	0	2	1	2	0	0	11-6	39	12	14	4.09
52	5/16 vs. Missouri*	9.0	10	7	7	3	10	3	0	2	1	0	4	1	0	12-7	40	12	14	4.15
53	5/22 vs. Arkansas+																			

* Southeastern Conference game | ^ Daikin Park | + SEC Tournament


2026 RESULTS

#	GAME	FINAL	WP	LP	SAVE	W-L	SEC W-L	ATT.	HOME TOT.	TIME
1	2/13 vs. UC Davis	W, 12-2 (F/7)	Riojas (1-0)	Valdez (0-1)	-	1-0	0-0	7,649	7,649	2:28
2	2/14 vs. UC Davis	W, 6-4	Harrison (1-0)	Wood (0-1)	Hamilton (1)	2-0	0-0	6,570	14,219	3:22
3	2/15 vs. UC Davis	W, 9-1	Volantis (1-0)	Speights (0-1)	-	3-0	0-0	7,056	21,275	3:00
4	2/17 vs. Lamar	W, 14-4 (F/7)	Cozart (1-0)	Shimmin (0-1)	-	4-0	0-0	6,516	27,791	3:10
5	2/20 vs. Michigan State	W, 8-1	Riojas (2-0)	Donovan (0-1)	-	5-0	0-0	7,808	35,599	2:55
6	2/21 vs. Michigan State	W, 3-1	Grubbs (1-0)	Monke (0-1)	Burns (1)	6-0	0-0	7,397	42,996	2:37
7	2/22 vs. Michigan State	W, 4-0	Volantis (2-0)	Pikur (0-2)	-	7-0	0-0	6,870	49,866	2:34
8	2/24 vs. UTRGV	W, 14-0 (F/7)	Cozart (2-0)	Vercoe (0-2)	-	8-0	0-0	6,790	56,656	2:57
9	2/27 vs. No. 9 Coastal Carolina^	W, 8-1	Riojas (3-0)	Jones (0-1)	-	9-0	0-0	13,427	56,656	3:04
10	2/28 vs. Baylor^	W, 5-2	Grubbs (2-0)	Calder (0-1)	Burns (2)	10-0	0-0	9,531	56,656	3:10
11	3/1 vs. Ohio State^	W, 10-3	Crossland (1-0)	Herrenbruck (1-1)	-	11-0	0-0	6,525	56,656	3:21
12	3/3 vs. Houston Christian	W, 16-3 (F/7)	Cozart (3-0)	Elarton (0-1)	-	12-0	0-0	6,793	63,449	2:32
13	3/6 vs. USC Upstate	W, 14-2 (F/8)	Riojas (4-0)	Torres (0-2)	-	13-0	0-0	7,500	70,949	2:42
14	3/7 vs. USC Upstate	W, 11-9	Leffew (1-0)	Kummer (1-1)	Winter (1)	14-0	0-0	6,671	77,620	3:44
15	3/8 vs. USC Upstate	W, 13-3 (F/8)	Winter (1-0)	Bianchini (1-2)	-	15-0	0-0	6,676	84,296	2:39
16	3/10 at Texas State	W, 15-4	Walker (1-0)	Targac (1-3)	-	16-0	0-0	3,482	84,296	4:04
17	3/13 vs. Ole Miss*	L, 8-9 (F/11)	Rabe (3-0)	Crossland (1-1)	Waters (1)	16-1	0-1	7,789	92,085	4:34
18	3/14 vs. Ole Miss*	W, 11-2	Harrison (2-0)	Gibson (1-1)	-	17-1	1-1	7,830	99,915	3:24
19	3/15 vs. Ole Miss*	W, 8-2	Volantis (3-0)	Libbert (2-2)	Cozart (1)	18-1	2-1	7,579	107,494	3:00
20	3/17 vs. Tarleton State	L, 1-6	Jaques (3-0)	Bing (0-1)	-	18-2	2-1	6,915	114,409	3:23
21	3/20 at No. 5 Auburn*	L, 3-4	Brewer (1-1)	Walker (1-1)	-	18-3	2-2	7,247	114,409	2:44
22	3/21 at No. 5 Auburn*	W, 7-6	Harrison (3-0)	Sanders (2-1)	Burns (3)	19-3	3-2	8,037	114,409	3:37
23	3/22 at No. 5 Auburn*	W, 5-0	Cozart (4-0)	Petrovic (4-1)	-	20-3	4-2	7,011	114,409	3:50
24	3/24 at Houston	L, 7-9	Boushele (1-0)	Higgins (0-1)	Rodriguez (2)	20-4	4-2	2,285	114,409	3:57
25	3/26 vs. No. 8 Oklahoma*	W, 14-0 (F/7)	Riojas (5-0)	Mercurius (5-2)	-	21-4	5-2	7,358	121,767	2:43
26	3/27 vs. No. 8 Oklahoma*	W, 4-3 (F/10)	Cozart (5-0)	Cleveland (2-1)	-	22-4	6-2	7,990	129,757	3:19
27	3/28 vs. No. 8 Oklahoma*	W, 5-4 (F/10)	Leffew (2-0)	Bodin (3-1)	-	23-4	7-2	8,059	137,816	3:32
28	3/31 vs. Texas State	W, 10-8	Walls (1-0)	Timmins (0-1)	Cozart (2)	24-4	7-2	7,765	145,581	3:18
29	4/2 at South Carolina*	L, 1-9	Russell (3-0)	Riojas (5-1)	Philpott (1)	24-5	7-3	6,657	145,581	2:52
30	4/3 at South Carolina*	W, 5-3	Harrison (4-0)	Gunther (2-3)	Cozart (3)	25-5	8-3	6,609	145,581	3:11
31	4/4 at South Carolina*	W, 4-1	Volantis (4-0)	Phillips (2-4)	Cozart (4)	26-5	9-3	7,025	145,581	3:11
32	4/7 vs. Incarnate Word	W, 16-4 (F/7)	Hamilton (1-0)	Foley (0-2)	-	27-5	9-3	6,979	152,560	2:47
33	4/10 at No. 18 Texas A&M*	L, 8-9	Darden (3-0)	Leffew (2-1)	Freshcorn (7)	27-6	9-4	7,664	152,560	3:25
34	4/11 at No.18 Texas A&M*	L, 4-11	Lyons (5-0)	Harrison (4-1)	-	27-7	9-5	7,812	152,560	3:06
35	4/14 vs. Texas A&M-Corpus	W, 14-7	Hamilton (2-0)	Fowler (1-2)	-	28-7	9-5	6,726	159,286	3:44
36	4/17 vs. No. 11 Alabama*	W, 10-2	Volantis (5-0)	Fay (6-3)	Cozart (5)	29-7	10-5	7,547	166,833	2:44
37	4/18 vs. No. 11 Alabama*	W, 3-1	Leffew (3-1)	Heiberger (2-2)	Cozart (6)	30-7	11-5	6,878	173,711	3:05
38	4/19 vs. No. 11 Alabama*	L, 1-2	Upchurch (5-2)	Harrison (4-2)	Crowther (1)	30-8	11-6	7,223	180,934	2:53
39	4/24 at Vanderbilt*	W, 11-4	Volantis (6-0)	Fennell (3-2)	-	31-8	12-6	3,442	180,934	3:10
40	4/25 at Vanderbilt*	L, 0-6	Guth (2-1)	Riojas (5-2)	Baird (5)	31-9	12-7	3,442	180,934	3:00
41	4/26 at Vanderbilt*	W, 4-3 (F/10)	Cozart (6-0)	Baird (0-3)	-	32-9	13-7	3,442	180,934	3:50
42	4/28 vs. Sam Houston	W, 15-14	Bing (1-1)	Kendrick (1-2)	-	33-9	13-7	6,814	187,748	3:58
43	5/1 vs. No. 10 Mississippi State*	W, 3-1	Volantis (7-0)	Valincius (7-2)	Cozart (7)	34-9	14-7	6,747	194,495	2:56
44	5/2 vs. No. 10 Mississippi State*	L, 4-7	Bauer (4-0)	Crossland (1-2)	-	34-10	14-8	7,536	202,031	3:46
45	5/3 vs. No. 10 Mississippi State*	W, 11-6	Harrison (5-2)	Gleason (3-1)	-	35-10	15-8	7,481	209,512	3:48
46	5/5 vs. UTSA	W, 11-8	Walls (2-0)	Simmons (7-4)	Burns (4)	36-10	15-8	7,437	216,949	3:16
47	5/8 at Tennessee*	L, 1-5	Kuhns (4-4)	Volantis (7-1)	-	36-11	15-9	6,842	216,949	2:43
48	5/9 at Tennessee*	L, 9-14	Blanco (6-3)	Harrison (5-3)	-	36-12	15-10	7,194	216,949	3:01
49	5/10 at Tennessee*	W, 13-6	Leffew (4-1)	Day (0-1)	-	37-12	16-10	6,398	216,949	3:32
50	5/14 vs. Missouri*	W, 6-3	Volantis (8-1)	Bjorn (0-1)	Cozart (8)	38-12	17-10	7,334	224,283	3:00
51	5/15 vs. Missouri*	W, 11-6	Harrison (6-3)	Kehlenbrink (3-9)	-	39-12	18-10	7,472	231,756	3:23
52	5/16 vs. Missouri*	W, 12-7	Higgins (1-1)	Villarreal (2-2)	-	40-12	19-10	7,277	239,033	3:44
53	5/22 vs. Arkansas+									

* Southeastern Conference game | ^Daikin Park | + SEC Tournament




0 JAYDEN DUPLANTIER
INF/OF R/R 6-0 200 Sr.
Humble, TX



1 TEMO BECERRA
INF R/R 6-0 195 R-Sr.
Clovis, CA



4 JASON FLORES
RHP R/R 6-1 240 So.
Wylie, TX



5 ETHAN MENDOZA
INF R/R 5-10 200 Jr.
Bedford, TX



6 ANTHONY PACK JR.
OF L/L 5-10 190 Fr.
Lakewood, CA




7 ANDREW ERMIS
C R/R 6-1 210 Jr.
San Antonio, TX



8 CARSON TINNEY
C R/R 6-4 240 Jr.
Castle Pines, CO



9 JONAH WILLIAMS
OF L/L 6-3 210 So.
Galveston, TX



11 KADE BING
LHP L/L 6-1 195 Jr.
West, TX



12 HAIDEN LEFFEW
LHP R/L 6-1 235 Fr.
Kannapolis, NC



13 RUGER RIOJAS
RHP R/R 6-0 195 Sr.
Wimberley, TX



14 PRESLEY GOURVILLE
C R/R 5-11 185 Fr.
Lake Charles, LA



15 JOSH LIVINGSTON
INF L/R 6-0 215 Gr.
Prosper, TX



17 WILL HILL
OF R/R 5-10 210 Fr.
Humble, TX



19 JACK MCKERNAN
LHP L/L 5-11 205 Fr.
Missouri City, TX



24 ADRIAN RODRIGUEZ
INF S/B 6-2 200 So.
Flower Mound, TX



27 CAL HIGGINS
LHP L/L 6-4 240 Gr.
Kearney, NE



28 GRADY WESTPHAL
RHP R/R 6-2 200 Fr.
Leawood, KS




29 BLAKE PETERSON
OF R/R 6-0 210 R-So.
Austin, TX



30 KALEB ROGERS
RHP R/R 5-11 200 Fr.
San Antonio, TX



31 CASEY BORBA
INF L/R 6-1 210 Jr.
Santa Ana, CA



32 MADDOX MONSOUR
OF/INF R/R 5-11 205 Fr.
Carrollton, GA



33 CONNOR MCCREERY
RHP R/R 6-6 235 Sr.
Williston Park, NY



34 MICHAEL WINTER
RHP R/R 6-5 240 Fr.
Prairie Village, KS



35 SAM COZART
RHP R/R 6-6 260 Fr.
High Point, NC



36 CALLUM EARLY
INF L/L 6-0 190 So.
Midlothian, VA



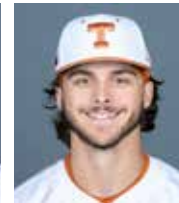
38 MAX GRUBBS
RHP R/R 6-1 220 Gr.
Arlington, TX



41 CODY HOWARD
RHP R/R 6-1 210 R-Sr.
The Woodlands, TX




42 DARIYAN PENDERGRASS
OF L/L 5-10 165 R-Sr.
Hartsville, SC



43 AIDEN ROBBINS
OF R/R 6-2 205 Jr.
Yardley, PA



44 ASHTON LARSON
OF L/L 6-1 210 Jr.
Overland Park, KS



45 THOMAS BURNS
RHP R/R 6-3 240 Jr.
Hortonville, WI



46 ETHAN WALKER
LHP L/L 6-0 200 R-Jr.
Ashburn, VA




48 HUDSON HAMILTON
RHP R/R 6-0 225 Jr.
Spring, TX



53 LUKE HARRISON
LHP L/L 6-2 220 Gr.
Friendswood, TX



55 JACK PARIS
RHP R/R 6-2 230 Fr.
Houston, TX



67 BRODY WALLS
RHP R/R 6-0 200 Fr.
McKinney, TX



80 COOPER RUMMEL
RHP R/R 6-2 235 Fr.
Austin, TX



88 BRETT CROSSLAND
RHP R/R 6-5 255 Fr.
Phoenix, AZ



95 JADYN FURGASON
RHP R/R 6-1 195 Fr.
St. Louis, MO




99 DYLAN VOLANTIS
LHP L/L 6-6 220 So.
Thousand Oaks, CA



22 JIM SCHLOSSNAGLE
Head Coach



39 NOLAN CAIN
Associate Head Coach



40 MAX WEINER
Assistant Coach



2 TROY TULOWITZKI
Assistant Coach



@TEXASBASEBALL