

UNIVERSITY OF ARKANSAS BASEBALL 2008



2008 BASEBALL MEDIA GUIDE



THE 2007 SEASON saw the completion of the third renovation of Baum Stadium since head coach Dave Van Horn's arrival in 2003. Another 20 luxury boxes and more than 1,000 chair back seats were added along with two additional restroom buildings and an expanded Hog Pen and picnic area. The additions brought the total Baum Stadium capacity to 10,737 seats with 8,237 chair backs and 34 luxury boxes.

BAUM

> Arkansas became the first team in NCAA history to average more than 8,000 tickets sold per game (8,069) with a total of 266,270 tickets sold for the 33 home games in 2007. UA also set a new school record for actual attendance with 198,218 (6,007 per game) fans passing through the gates for the season.

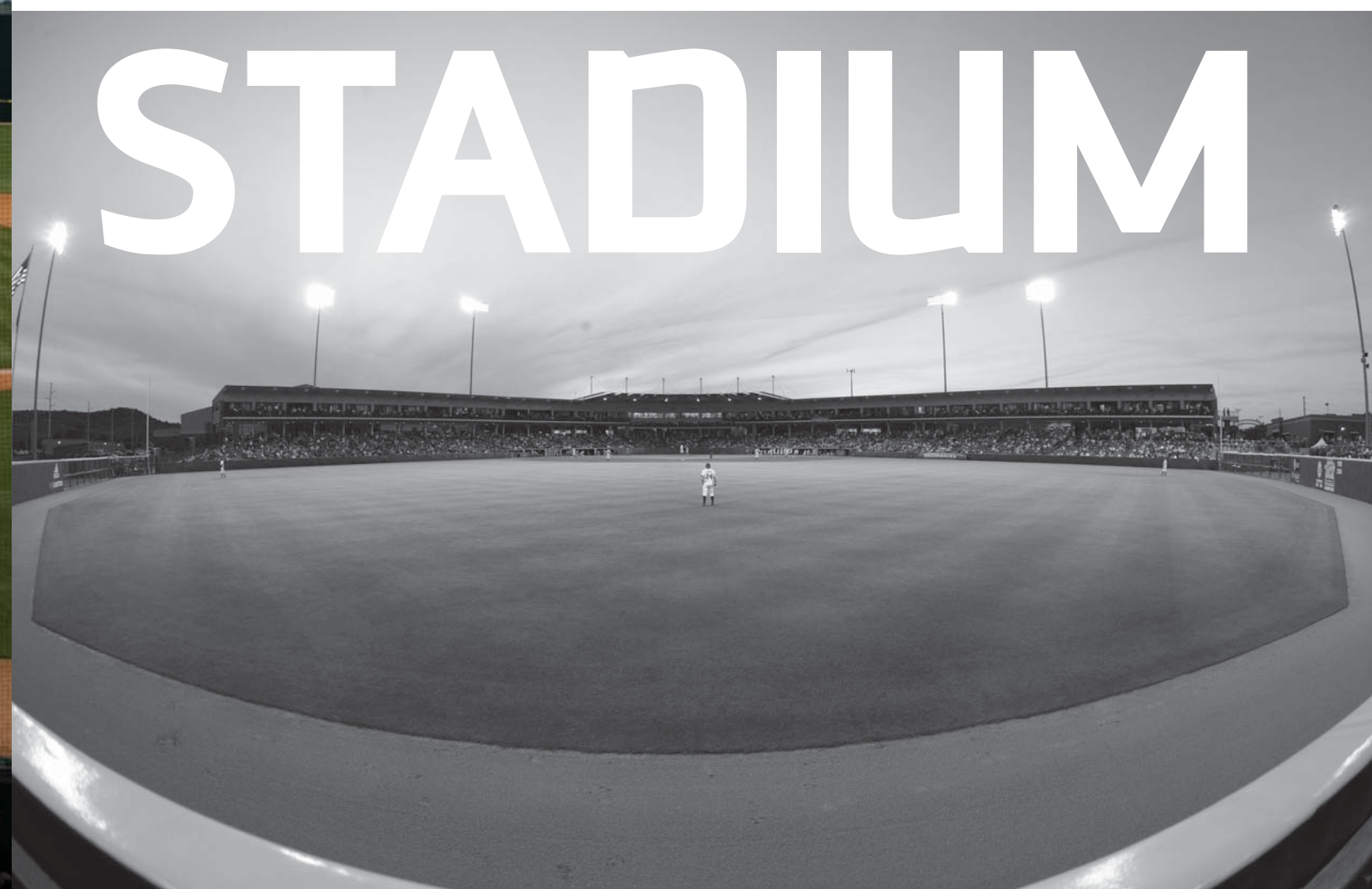
> The Hogs' set single-game attendance records with 10,727 tickets sold and an actual attendance of 10,581 against LSU on May 5, 2007. UA also set the school and SEC three-game series attendance record with 30,564 tickets sold for the set with the Tigers from May 4-6, 2007.

> Baum Stadium hosted its fourth NCAA Regional in 2007 and the third in the past four years. Once again the regional was one of the best attended, leading all regionals with an average crowd of 6,452 over six games.

> Perhaps the only thing that makes as big an impression on first-time visitors as the facility itself is the game day atmosphere within it. Between innings, fans are treated to the RBI Girls' performances atop the dugouts, interactive contests and prizes from UA baseball sponsors. Fans can also enjoy a cookout at one of the many permanent barbeque grills provided in the picnic area beyond the left field fence in the Hog Pen.



STADIUM



2008 Arkansas Baseball Media Guide

TABLE OF CONTENTS

Razorback Baseball	1-12
Proposed Baum Stadium	1
Table of Contents	2
Quick Facts	3
This Is Razorback Baseball	4-8
Media Information	10
Media Outlets	11
Hotel/Restaurant Guide	12

2008 Season Outlook	13-18
2008 Arkansas Baseball Outlook	14-15
2008 Roster	16
2008 Schedule	17
Geographical Breakdown	18

Arkansas Coaches	19-30
Dave Van Horn	20-24
Todd Butler	25-26
Dave Jörn	27-28
Clay Goodwin	29
Brad Welker	29
Stephen Robison	30
Baseball Support Staff	30
Diamond Dolls	31
RBI Girls	31

2008 Razorbacks	33-61
Returning Players	34-53
Casey Coon	34-35
Evan Cox	36
Logan Forsythe	37-38
Thomas Hauskey	39
Travis Hill	40
Wayne Hrozek	41
Sean Jones	42
Dallas Keuchel	43
Scott Limbocker	44
Aaron Murphree	45
Jeff Nutt	46
Chad Pierce	47
Stephen Richards	48
Shaun Seibert	49-50
Tim Smalling	51
Ben Tschepikow	52-53
Newcomers	54-61
Mickey Armstrong	54
Mike Bolsinger	54
Tim Carver	54
Ryan Cisterna	55
Andrew Darr	55
Brett Eibner	55
Jake Fuller	56
Jacob House	56
Kendall Korbai	56
Collin Kuhn	57
Chase Leavitt	57
Isaac Lewis	57
Scott Lyons	58
James Mahler	58
Travis Moseley	58
Sam Murphy	59
Greg Noble	59
Michael Shaddock	59
Houston Slemph	60
Drew Smyly	60

Cliff Springston	60
Justin Wells	61
Andy Wilkins	61

Baum Stadium	63-68
Baum Stadium History	64-66
Baum Stadium Records	66-67
George Cole Field	68

The University of Arkansas	69-86
The University of Arkansas	70-72
Academic Support	73
Administration & Staff	74-83
Razorback Foundation	84
Home of Champions (Facilities)	85-86

2007 Review	87-101
2007 Season in Review	88-89
Overall Statistics	90
Overall SEC Statistics	91
Game-by-Game Results	92
Superlatives	93-94
Game-by-Game Hitting	95
Game-by-Game Pitching	96
Starting Defensive Lineup	97
Starting Batting Order	98
Postseason Results & Final Polls	99
Individual Honors	100
Career Statistics Non-Returning Players	100-101

Southeastern Conference	103-108
SEC Baseball	104
2007 SEC Standings	105
2007 SEC Team Statistics	106
SEC Notes	107
2008 SEC Tournament	108

2008 Opponents	109-118
Wright State	110
Southeast Missouri State	110
Kansas	110
Louisiana Tech	111
Texas A&M	111
Ohio State	111
South Dakota State	112
Siena	112
Arizona State	112
Georgia	113
Nebraska	113
LSU	113
Centenary	114
Vanderbilt	114
Missouri State	114
Mississippi Valley State	115
Auburn	115
Oral Roberts	115
Florida	116
Tennessee	116
Northern Colorado	116
Ole Miss	117
Alabama	117
South Carolina	117
Mississippi State	118
2008 Team Travel Information	118

Records & History	119-146
Yearly Records and Coaching Records	120
Team Records	121-124
Individual Records	125-126
Career Batting Records	127
Career Pitching Records	128
No-Hitters	128
Season Batting Records	129
Season Pitching Records	130
Freshman Records	130
Year-by-Year Hitting Statistics	131
Year-by-Year Pitching Statistics	132
Season Leaders	133-135
All-Time Year-by-Year Results	136-146

History	147-168
Razorback Baseball History	148-149
1979 College World Series Team	150
1985 College World Series Team	151
1987 College World Series Team	152
1989 College World Series Team	153
2004 College World Series Team	154
Postseason History	155-156
All-Americans	157
Freshman All-Americans	157
All-Conference	158
Razorbacks in the Majors	159
Razorbacks in the MLB Draft	160-161
Lettermen	162-165
Razorback Baseball Radio Network	166
Hogwired.com/DaveVanHorn.com	167
Larry Shank Tribute	168

Advertising Index	
adidas	9
The Game	62
Easton	102

2008 Guide Credits

The 2008 University of Arkansas Baseball Media Guide has been produced by the University of Arkansas Men's Sports Information Office to assist members of the media in their coverage of the Razorback baseball program. This publication was written, designed and edited by UA Men's Assistant SID Josh Maxson.

Editorial Assistance: UA Men's Associate Athletic Director Kevin Trainor; Associate Sports Information Director Robby Edwards; Assistant SID Molly O'Mara, UA Men's Sports Information Secretary Mary Lynn Gibson, SID Assistant Zach Lawson and student assistant Matt Dozier.

Other Contributors: Fayetteville Chamber of Commerce, SID Offices of UA's 2008 Opponents, SEC Conference Media Relations.

Photo Credits: Wesley Hitt, Gary Yandell and the UA Men's Sports Information archives. Contributing photography from Tom Ewart, Melissa Purdy, Wes Harold and David Yerby.

Cover Design - DOXA - Fayetteville, Ark.

Printer: EBSCO Media - Birmingham, Ala.

BASEBALL

2008 Arkansas Baseball Quick Facts

SCHOOL INFORMATION • COACHING STAFF • 2007 RESULTS • TEAM INFORMATION • BASEBALL HISTORY

School Information

Location:	Fayetteville, Arkansas
Founded:	1871
Enrollment:	18,647
Nickname:	Razorbacks
School Colors:	Cardinal (PMS 200) and White
Conference:	Southeastern (Western Division)
Chancellor:	Dr. John A. White (Arkansas, 1961)
System President:	Dr. B. Alan Sugg (Arkansas, 1960)
Vice Chancellor & Director of Athletics:	Jeff Long (Ohio Wesleyan, 1982)
Faculty Athletic Representative:	Howard Brill (Duke, 1965)
Athletic Director Emeritus:	Frank Broyles (Georgia Tech, 1947)
Athletics Website:	www.hogwired.com
Ticket Office Phone:	1-800-982-HOGS
Athletic Department Phone:	(479) 575-6533

Baseball Stadium

Home Facility:	Baum Stadium at George Cole Field
Capacity:	10,737; Chairbacks: 8,237
Stadium Opening:	April 13, 1996
Dedication:	May 3, 1996
Field Dimensions:	Lines - 320, Alleys - 375, Center - 400
Surface:	Grass

Coaching Staff

Head Coach:	Dave Van Horn (Arkansas, 1988)
Record at Arkansas:	201-110 (5 seasons, .646)
Overall Division-I:	522-267 (13 seasons, .662)
Overall as a Head Coach:	786-350 (19 seasons, .692)
Van Horn's D-I Postseason App. (Total/at UA):	9/5
Van Horn's CWS Appearances:	3 (NU: 2001, 2002; UA: 2004)
Pitching Coach:	Dave Jorn (SE Missouri State, 1981)
Recruiting Coordinator/Hitting/Outfielders:	Todd Butler (McNeese State, 1991)
Volunteer Assistant Catchers/Hitting:	Brad Welker
Director of Baseball Operations:	Clay Goodwin (Arkansas, 2005)
Fifth-Year Student Assistant:	Stephen Robison
Strength & Conditioning Coach:	Mike Strouhal
Athletic Trainer:	Dave Engalnd
Graduate Assistant Trainer (Baseball):	Josh Clark
Managers:	Zac Bottoms & Cole Gordon
Baseball Staff Associate/Camp Coordinator:	Kelly Moore
Baseball Office Phone:	(479) 575-3655
Baseball Office Fax:	(479) 575-5223

Program History

The birth of Arkansas Baseball:	1897
Years of Varsity Baseball at Arkansas:	85 (1897, 1901-03, 05, 08-16, 19-20, 22-29, 47-07)
All-Time Program Record:	1,754-1,130-6 (.608)
All-Time Conference Record/Years:	SEC: 226-229 (.497)/16 SWC: 249-190 (.567)/24 Combined: 475-419 (.531)/39
Conference Titles/Years:	SEC Overall: 2/1999, 2004 SEC Western Division: 3/1999, 2004, 2007 SWC: 2/1989, 1990
Conference Tournament Record/Years:	SEC: 17-24 (.414)/14 SWC: 18-25 (.419)/14 Combined: 35-49 (.417)/28
Conference Tournament Titles/Years:	SEC: None SWC: 1/1985
NCAA Postseason Appearances:	20 (1973, 79-80, 83, 85-90, 95-96, 98-99, 2002-07)
NCAA Postseason Record:	43-42 (.506)

College World Series Appearances:	5 (1979, 1985, 1987, 1989, 2004)
College World Series Record:	7-10 (.412)
NCAA Super Regional Appearances:	2 (2002 & 2004)
NCAA Super Regional Record:	3-2 (.600)
NCAA Regional Appearances:	20
NCAA Regional Record:	33-30 (.524)
Overall NCAA Regional Hosts:	4 (1999, 2004, 2006-07)
Best NCAA Finish:	1979 National Runner-up

2008 Team Information

Lettermen Returning/Lost:	17/16
Position Starters Returning/Lost:	6/3
Pitchers Returning/Lost:	6/7
2007 Redshirts:	3 (Andrew Darr, Sam Murphy, Travis Moseley)
Newcomers:	20
Top Returning Players:	Logan Forsythe, 3B Casey Coon, LF Sean Jones, OF Travis Hill, RHP Dallas Keuchel, LHP Shaun Seibert, RHP Tim Smalling, SS Ben Tschepikow, 2B
Top Newcomers:	Mike Bolsinger, RHP (So.) Ryan Cisterna, C (Jr.) Brett Eibner, OF/RHP (Fr.) Kendall Korbal, RHP (Fr.) Scott Lyons, INF (Jr.) Drew Smyly, LHP (Fr.) Andy Wilkins, INF (Fr.)

2007 Review

Overall Record:	43-21
Home:	22-10
Away:	18-9
Neutral:	3-2
SEC Record:	18-12
SEC Tournament:	3-1 (Runner-Up)
SEC Finish:	SEC Western Division Champions
Postseason:	2-2 - 2nd NCAA Fayetteville Regional
Final Baseball America Rankings:	No. 21
Final USA Today/Baseball Weekly Rankings:	No. 21
Final Collegiate Baseball Rankings:	No. 18
Final NCBWA Rankings:	No. 22
Final Ratings Percentage Index (RPI):	No. 19

Arkansas Sports Information

Associate Athletic Director/SID:	Kevin Trainor (Arkansas, 1994)
Assistant SID/Baseball:	Josh Maxson (Oklahoma State, 2001)
Office Phone:	(479) 575-6862
Office Fax:	(479) 575-7481
Cell Phone:	(479) 841-9035
Office E-mail:	jmaxson@uark.edu
Press Box Phone (Media Only):	(479) 575-4141
Athletics Website:	www.hogwired.com
Mailing Address:	University of Arkansas Men's Sports Information P.O. Box 7777 Fayetteville, AR 72702
Shipping Address:	University of Arkansas Men's Sports Information Broyles Athletic Center 350 North Razorback Road Fayetteville, AR 72701
Razorback Baseball Radio Network:	(479) 575-7404

Game days at Baum Stadium are unlike any in collegiate baseball. From the RBI Girls and Diamond Dolls to Super Fan, Candyman, Hognoxious and more than 11,000 screaming fans, it is one of the most extraordinary atmospheres in all of baseball

The aroma of the grill permeates the air at Baum Stadium as fans flock to the picnic area located just beyond the left field wall. The "Hog Pen" features 24 picnic tables and 24 grills for fans to use free of charge

Fans can also enjoy the game from one of the 34 luxury suites or the Johnny Mike Walker Lounge

A natural water fountain, fully lighted, with underwater inlet just behind the batter's eye in centerfield completes a spectacular venue for baseball

Arkansas ranked second in the nation in paid attendance in 2007, averaging 8,069 fans per home game. The Razorbacks also led the nation in actual attendance with 6,007 fans passing through the gates each game



ARKANSAS





GAME DAY



The Razorbacks have appeared in 20 NCAA Tournaments, including 10 in the last 13 years

Arkansas has five College World Series appearances


The Razorbacks have had 17 players earn 22 All-America honors and 58 players take home 81 all-conference honors

Former Razorback player and current head coach Dave Van Horn was a part of the Hogs' College World Series teams in the 1980s and has three CWS appearances as a head coach



TRADITION





There have been 37 former Razorbacks play in Major League Baseball. Current Hogs in the pros include Eric Hinske with the Boston Red Sox and Cliff Lee with the Cleveland Indians

Former Razorbacks Tom Pagnozzi and Johnny Ray were each selected to the MLB All-Star Game

Razorback players have played for 27 of the 30 teams in Major League Baseball

Former Razorback Eric Hinske was named the 2002 American League Rookie of the Year

Former Razorback Scott Pose was the first hitter to come to the plate for the expansion Florida Marlins in 1993


RAZORBACKS IN THE MAJORS



KIT PELLOW

ERIC HINSKE

CLIFF LEE



The original building and signature landmark of Arkansas' campus, Old Main, completed in 1876, symbolizes a connection to the past and the focus on the future, which presently comes together at UA.

NORTHWEST ARKANSAS




Fayetteville ranked seventh
on *Forbes Magazine's* annual ranking of Best Places
for Business and Careers

USA Today listed Northwest Arkansas as one of the
10 fastest growing areas in the country

Northwest Arkansas serves as home to several
Fortune 500 companies including Wal-Mart, J.B.
Hunt and Tyson Foods

The NWA Regional Airport provides daily flights to
Atlanta, Charlotte, Chicago, Cincinnati, Dallas,
Denver, Detroit, Houston, Kansas City, Los Angeles,
Minneapolis, Newark, New York, Salt Lake City and
St. Louis





We are forever competing
Forever digging deep
Forever passion
Forever confidence

Forever aggression
and grace
Forever pushing
and lifting

Because athletes are human
Athletes are heroes
In back yards
In stadiums
Forever player
Forever team

Forever sport





ARKANSAS

Media Information

The University of Arkansas Men's Sports Information Office appreciates your interest in UA baseball and strives to assist you in your coverage. Our offices are located on the top floor of the Broyles Athletic Center located north of Donald W. Reynolds Razorback Stadium. A list of our staff members, our address, and our telephone and fax numbers follows:



Kevin Trainor
Associate AD for
External Affairs



Robby Edwards
Associate SID



Josh Maxson
Assistant SID
(baseball contact)



Molly O'Mara
Assistant SID



Mary Lynn Gibson
Secretary



Zach Lawson
SID Assistant



Shayne Burke
Student Assistant



Matt Dozier
Student Assistant



April Ford
Student Assistant



Ramsay Fulbright
Student Assistant



Andrew Reynolds
Student Assistant



John Thomas
Student Assistant



David Wright
Student Assistant

The 2008 University of Arkansas Baseball Media Guide has been prepared to assist members of the print and electronic media in their coverage of the Razorback baseball team throughout the season. Should you have questions about the UA baseball program, please contact the University of Arkansas Men's Sports Information Office at (479) 575-2751.

Interview Policies

Please direct all requests for interviews with coaches or players to Josh Maxson. Members of the UA coaching staff are usually available during weekday mornings and are always available after games. All UA practices at Baum Stadium at George Cole Field are open to the public and media. Razorback players will be available for interviews before and after scheduled practices. After games, UA players and coaches will be available for interviews outside the Razorbacks' dugout and members of the UA Men's Sports Information staff will be available to assist. In the event of a doubleheader, the only UA player available for interviews between games will be the starting pitcher of game one. The Arkansas clubhouse is off limits to the media at all times.

Credentials

Members of the media should contact Maxson to request season or individual game credentials for Razorback baseball home games. Individual game requests should be made no later than noon (CT) the day prior to the game and should be directed to the Arkansas Sports Information Office, at (479) 575-2751 or faxed to (479) 575-7481. Credential requests for away games should be made to the sports information office of the home team.

E-Mail Updates

Members of the media may request that they be added to the UA Men's Sports Information Office's baseball e-mail group. Subscribers will receive game notes, game stories and other information via e-mail. To subscribe, send a request to Maxson. Please identify yourself and your organization in your request as this service is available only to members of the media.

Daily Media Services

For the most up-to-date Razorback baseball news and statistics, visit the official website of the Arkansas Men's Athletics Department at www.hogwired.com. Members of the media can also access the Southeastern Conference's 24-hour fax-on-demand service or have fax-on-demand files e-mailed as PDF files upon each update. For information on how to access this service, please contact the SID Office.

Gameday Media Services

The UA Sports Information staff will provide scorecards, rosters, updated statistics and results for each team in the Baum Stadium press box prior to each home game. Box scores, play-by-play and any postgame notes will be distributed approximately 10 minutes after the conclusion of the game. An Associated Press-style game story will also be produced by the UA Men's Sports Information Office. Members of the media may request these stories be sent to their organization via e-mail by contacting a member the Sports Information Office staff.

Photographers

No cameras will be allowed on the Baum Stadium playing surface during games. Photographers are encouraged to use the photo wells at the end of each dugout.

Mailing address:
UA Men's Sports Information
P.O. Box 7777
Fayetteville, AR 72702-7777

Office: 479-575-2751
Fax: 479-575-7481
Press Box: 479-575-4141
Ticket Office: 479-575-5151 or
800-982-4647

Overnight Address:
UA Men's Sports Information
Broyles Athletic Center
350 North Razorback Road
Fayetteville, AR 72701

Website:
www.hogwired.com





BASEBALL

Media Outlets

Northwest Arkansas

Northwest Arkansas Times
P.O. Box 1607
Fayetteville, AR 72702-1607
479-571-6419
FAX 479-442-1714
Terry Wood - sports editor

Arkansas Democrat-Gazette
Northwest Arkansas Bureau
P.O. Box 5105
Springdale, AR 72765
479-927-5269 or 888-223-9846
FAX 479-927-5284
Rick Fires - Baseball Beat
Chris Cocolos - Baseball Beat

The Morning News of Northwest Arkansas
P.O. Box 7
Springdale, AR 72765
479-751-6200
FAX 479-872-5055
Chip Souza - sports editor
Paul Boyd - asst. sports editor
Vernon Tarver - Baseball Beat
Jerry Reed - Baseball Beat

Nate Allen Sports Services
Nate Allen
P.O. Box 3105
Fayetteville, AR 72702
479-442-5536

KFSM-TV (CBS)
4201 N. Shiloh Drive, Ste 169
Fayetteville, AR 72703
479-521-1330
FAX 479-521-6579
Mike Irwin - sports director
Adria Goins, Gary Eksken, Sean Ward

KHOG-TV (ABC)
15 N. Church Street
Fayetteville, AR 72701
479-521-1010
FAX 479-521-1430
Mark Lericos - sports director
Derek Burleson, Russell Schapp

KNWA (NBC) (FOX)
15 S. Block
Fayetteville, AR 72701
479-684-4423; 841-7315
FAX 479-571-8900
Jason Carroll - sports director
Aaron Peters, Derek Ruscin, Pat Doney

Hawks Illustrated
(Specialty Publication)
P.O. Box 7
2560 N. Lowell Road
Springdale, AR 72764
479-872-5177
FAX 479-872-5170
Clay Henry - editor
Dudley Dawson

Arkansas Traveler (University)
119 Kimpel Hall
Fayetteville, AR 72701
479-575-3406
FAX 479-575-3306

Southwest Times Record
P.O. Box 1359
Fort Smith, AR 72902
479-785-7753
FAX 479-784-0413
Scott Faldon - sports editor
Grant Tolley, Bobby Swofford

KFSM-TV (CBS)
P.O. BOX 369
Fort Smith, AR 72901
479-783-1191
FAX 479-783-3295; 783-1965

KHBS-TV (ABC)
2415 N. Albert Pike
Fort Smith, AR 72904
479-783-8133
FAX 479-783-0550

UATV-TV (University)
University of Arkansas
116 Kimpel Hall
Fayetteville, AR 72701
479-575-3601
FAX 479-575-4314
Larry Foley - faculty manager

Central Arkansas

Arkansas Democrat-Gazette
P.O. Box 2221
Little Rock, AR 72203
501-378-3411
FAX 501-375-4521
Wally Hall - sports editor/columnist

Arkansas News Bureau
401 S. Victory
Little Rock, AR 72201
501-374-0699
FAX 501-374-0860
Harry King

Associated Press
Suite 100, Benton Bldg.
10802 Executive Center Drive
Little Rock, AR 72211
800-715-7291 / 501-225-3668
FAX 501-225-3249
Noah Trister

KATV-TV (ABC)
P.O. Box 77
Little Rock, AR 72203
800-756-7267
501-324-7544
FAX 501-324-7852
Steve Sullivan - sports director
Chris Scott - producer
Beau McCastlain, Dale Nicholson III

KARK-TV (NBC)
1401 W. Capitol #104
Little Rock, AR 72201
501-340-4528
FAX 501-375-1961
Aaron Noland

KLRT-TV (Fox 16)
10800 Colonel Glenn Rd.
Little Rock, AR 72204
501-217-4257
FAX 501-227-0855
David Raath - sports director,
Chris Kolkhorsth - sports anchor

KTHV-TV (CBS)
P.O. Box 269
Little Rock, AR 72203
501-244-4572
501-244-4561
FAX 501-376-1645
Craig O'Neill - sports director
Mark Edwards, Wess Moore

Arkansas Razorback Sports Network
P.O. Box 77
Little Rock, AR 72203
501-324-7562
FAX 501-324-7509
Todd Curtis, Leigha Floyd

Pine Bluff Commercial
P.O. Box 6469
Pine Bluff, AR 71611
870-534-3400
FAX 870-534-0113
Mike Marzelli - sports editor

Tulsa, Okla.

Tulsa World
P.O. Box 1770
Tulsa, OK 74102
918-581-8355
FAX 918-581-8352
Mike Strain - sports editor
John Hoover

KJRH-TV (NBC)
P.O. Box 2
Tulsa, OK 74101
918-742-6397
FAX 918-748-1566
Al Jerkins - sports director
Jason Shackelford, Marty Carpenter

KOTV-TV (CBS)
P.O. Box 6
Tulsa, OK 74101
918-582-6666
FAX 918-732-6185
John Holcomb - sports director
Mike Wolfe, Steve Wolfe,
Scott Smith

KTUL-TV (ABC)
P.O. Box 8
Tulsa, OK 74101
918-445-9363
FAX 918-445-9359
Chris Lincoln - sports director
Ruben Diaz, Rick Pendergraft

Memphis, Tenn.

The Commercial Appeal
495 Union Ave.
Memphis, TN 38103
901-529-2360
FAX 901-529-2362
Gary Robinson - exec. sports editor
Geoff Calkins - columnist
Ron Higgins - SEC beat

WMC-TV (NBC)
1960 Union Ave.
Memphis, TN 38103
901-726-0408
FAX 901-278-7633
Jarvis Greer - sports director
Nick Paranjape, Dave Cera,
Carrie Anderson

WHBQ-TV (FOX)
485 S. Highland
Memphis, TN 38111
901-320-1340
FAX 901-320-1366
Matt Stark - sports director
Kristin Tallent, Marcus Hunter

WPTY-TV (ABC) / WLMT (UPN-30)
2701 Union Extended
Memphis, TN 38112
901-321-7617
FAX 901-452-1820
Jamie Griffin - sports director
Greg Gaston - sports anchor
Rob Petrone

WREG-TV (CBS)
803 Channel 3 Drive
Memphis, TN 38103
901-543-2117
FAX 901-543-2167
Glenn Carver - sports director
Mike Ceide





ARKANSAS

Hotel & Restaurant Guide

Hotels/Motels

Fayetteville

Best Western Windsor Suites
1122 S. Futrell
479-587-1400
800-528-1234

Clarion
1255 S. Shiloh
479-521-1166
800-223-7275

Country Inn & Suites
1234 Steamboat Dr.
479-571-5177
800-456-4000

Courtyard by Marriott
600 East Van Asche Drive
479-571-4900
1-888-236-2427

Days Inn
2402 N. College
479-443-4323
800-329-7466

Fairfield Inn
720 Milsap
479-587-8600
800-338-2800

Hampton Inn
735 S. Shiloh
479-587-8300
800-HAMPTON

Hi-Way Inn Motel
1140 N. College
479-442-9916

Holiday Inn Express
1251 N. Shiloh
479-444-6006
800-HOLIDAY

Motel 6
2980 N. College
479-443-4351

Quality Inn
523 S. Shiloh
479-444-9800
800-4CHOICE

Cosmopolitan
70 N. East
479-442-5555
800-333-3333

Ramada Inn
3901 N. College
479-443-3431
888-443-4866

Red Roof Inn
1000 Futrell
479-442-3041

Regency 7
675 S. Shiloh
479-575-0777
800-437-PARK

Sleep Inn
728 Milsap
479-587-8700
800-221-2222

Stay Inn Style
117 W. Rock
479-582-3590

Super 8
1075 S. Shiloh
479-521-8866
800-800-8000

Twin Arch Motel
521 N. College
479-521-9452

Springdale

Baymont Inn
1300 S. 48th St.
479-751-2626

Best Western Heritage
1394 W. Sunset Ave.
479-751-3100

Comfort Inn
4540 W. Sunset Ave.
479-751-6700

Double Tree
4677 W. Sunset Ave.
479-751-7200

Executive Inn
2005 S. Thompson St.
479-756-6101

Hampton Inn & Suites
1700 S. 48th St.
479-756-3500

Hartland Lodge
1042 48th Place
479-756-0040

Hartland Motel
3500 W. Sunset Ave.
479-756-8300

Holiday Inn of NW Arkansas
1500 S. 48th St.
479-751-8300

Inn At The Mill
3910 Great House Springs Rd. (Johnson)
479-443-1800

Magnolia Gardens
500 N. Main St.
479-756-5744

Motel 8
1206 S. Thompson St.
479-751-9221

Residence Inn by Marriott
1740 S. 48th St.
479-872-9100

Scottish Inns
1219 S. Thompson St.
479-751-4874

Shiloh Inn
310 S. Shiloh
479-306-4488

Springdale Motel
660 S. Thompson St.
479-751-4878

Sunrise Inn
2001 S. Thompson St.
479-756-1900

The Yellow Rose
106 Poplar St.
479-750-1225

Rogers/Bentonville/ Surrounding Areas

AmeriSuites Hotel
4610 W. Walnut
Rogers
479-633-8555

Best Western
2307 SE Walton Blvd.
Bentonville
479-273-9727
800-528-1234

Candlewood Suites Hotel
4601 W. Rozell
Rogers
479-636-2783

Clarion Hotel
211 SE Walton Blvd.
Bentonville
479-464-4600
800-505-6924

Comfort Inn
3609 Moberly Lane
Bentonville
479-271-9400

Courtyard By Marriott
1001 McClain Rd.
Bentonville
479-273-3333
800-321-2211

Days Inn
3408 S. Moberly Lane
Bentonville
479-271-7900

Embassy Suites of NW Arkansas
3303 Pinnacle Hills Parkway
Rogers
479-254-8400

Fairfield Inn & Suites
4611 Rozell
Rogers
479-936-5900

Hampton Inn
4501 W. Walnut
Rogers
479-986-0500
800-HAMPTON

Hartland Lodge
2931 W. Walnut
Rogers
479-631-6000

Hilton Garden Inn
2204 SE Walton Blvd.
Bentonville
479-464-7300

Holiday Inn Express
2205 SE Walton Blvd.
Bentonville
479-271-2222
800-HOLIDAY

Rogers Inn
1919 S. 8th St.
Rogers
479-636-5850

Regency 7
3714 West Walnut
Rogers
479-631-7000

Sleep Inn
215 SE Walton Blvd.
Bentonville
479-464-4400

Springhill Suites
2304 SE Walton Blvd.
Bentonville
479-464-4777

Super 8 Motel
915 S. 8th St.
Rogers
479-636-9600

Super 8 Motel
2301 SE Walton Blvd.
Bentonville
479-273-1818

Vacation Rentals
430 Town Center
Bella Vista
479-855-1111
800-386-4628

Fayetteville Restaurants

AQ Chicken House
1925 N. College
479-443-7555

Acropolis
1618 N. College
479-443-2261

Applebee's
4078 N. College
479-442-8841

Arby's Roast Beef
1263 W. Sixth
571-2056

Atlanta Bread Company
3196 N. College
479-442-2900

Bistro V
300 W. Dickson
479-442-9682

Bordino's
324 W. Dickson
479-527-6795

Buffalo Wild Wings
32 West Joyce Ave.
479-251-9464

Cafe Santa Fe
1860 N. Crossover
479-582-4200

Catfish Hole #3
4127 W. Wedington
479-521-7008

Chick-fil-A
1369 W. 6th St
479-444-6570

Chick-fil-A
Highway 471
479-443-0011

Charlie's Chicken
1542 W. Sixth
479-571-2600

Chili's
772 E. Millsap
479-521-9921

Colton's Steak House
642 E. Milsap
479-973-0876

Denny's
2589 W. Sixth
479-571-1433

Dixie Cafe
3875 N. Shiloh
479-444-6660

Doe's Eat Place
316 W. Dickson
479-443-3637

Elenita's Cafe
1120 Lindell
479-442-9978

Herman's Rib House
2807 N. College
479-442-9671

Hoffbrau Steaks
31 E. Center
479-442-4444

Hog Haus
430 W. Dickson
479-521-2739

Hog's Breath Eatery
1214 N. Garland
479-443-7783

Hugo's
25-1/2 N. Block
479-521-7585

JD China Restaurant
1740 W. 6th Street
479-442-5875

Jose's
324 W. Dickson
479-521-0194

Loafin' Joe's
201 W. Mountain
479-443-9944

Logan's Roadhouse
3611 Shiloh Drive
479-251-7775

McAlisters
4055 W. Steel Blvd.
479-521-7900

Mr. Burger
North & Garland
479-521-2680

Mong Dynasty
3101 N. College
479-443-7666

Noodles
3155 N. College
479-443-7100

Olive Garden
3616 Mall Ave.
479-443-4438

Ozark Mtn. Smokehouse
215 W. Dickson
479-442-2152

Panda
2890 N. College
479-582-3838

Panera Bread
3638 N. Front
479-587-1188

Penguin Ed's
230 S. East
479-521-3663

Popeye's
2100 W. Sixth Street
479-935-4665

Powerhouse Seafood
112 N. University
479-442-8300

Quizno's
1680 N. College
479-442-0515

Razorback Pizza
2620 W. 6th Street
479-443-2265

Red Lobster
3885 N. Shiloh
479-442-2317

Red Robin
695 E. Van Ashe Drive
479-521-3524

Ryan's Steakhouse
3825 N. Shiloh
479-521-7926

Schlotzsky's
2548 N. College
479-587-8373

Shanghai Chinese
1998 N. College
479-442-8188

Shogun
637 W. Joyce
479-582-5714

Tim's Pizza
2730 N. College
479-521-4151

Uncle Gaylord's
311 W. Mountain
479-444-0605





2008 Outlook

ARKANSAS

2008 Season Outlook

RAZORBACKS LOOK TO BLEND VETERANS WITH TALENTED NEWCOMERS

OUTLOOK

There will be plenty of new faces around Arkansas' baseball locker room in 2008. But that doesn't mean there is not enough talent to make another run in the Southeastern Conference.

Head coach Dave Van Horn begins his sixth season at the helm of his alma mater with an entirely new starting rotation on the mound, and an exciting batch of talented hitters, an outstanding corps of newcomers along with a very different and challenging schedule.

The 2008 season is the first with the NCAA's new condensed schedule that has the regular season starting the third week of February. The Razorbacks will play 25 games in the first five and a half weeks of the season.

"With the NCAA moving the start of the 2008 season back by three weeks it gives us significantly less days to get our 56 games in," Van Horn said. "We are going to play a lot of games early, but I think the new schedule is good. When you have a lot of new players it gives them a chance to adjust to Division I baseball before SEC play starts."

The reduced time frame is not the only hazard awaiting the Diamond Hogs' schedule in 2008. A treacherous non-conference schedule that includes perennial College World Series contenders Arizona State and Nebraska along with Texas A&M, Kansas, Oral Roberts and Ohio State, will provide stiff challenges outside of the rugged Southeastern Conference.

"When I look at the 2008 schedule I sometimes shake my head and ask 'What have I done?' because this is the toughest schedule that maybe Arkansas has ever had," Van Horn said. "You throw in our 30 SEC games and then add mid-week games at Nebraska and at Arizona State; we are going to find out how good we are. It may take us a little time, but we will continue to get better. Hopefully, by the time that first SEC series rolls around we will have it figured out."

The Hogs have to acclimate a crop of 20 newcomers that has the unenviable task of replacing such names as Nick Schmidt, Danny Hamblin, Jess Todd and Jake Dugger.

"In the recruiting process we knew we had a talented group of players from both the high school and junior college ranks," Van Horn said. "Now that they are here on campus, they are beginning to prove to us how good they could be. There are a couple of freshmen and a JC or two that could be impact guys right away. The biggest worry for us is the lack of experience. We are going to have to bring some kids along more mentally than anything else."

Those newcomers will get to mix it up with veteran returners such as Team USA member Logan Forsythe, outfielder Casey Coon, infielders Ben Tschepikow, Tim Smalling, outfielder Sean Jones and catcher Jeff Nutt. On the mound, sophomore lefty Dallas Keuchel returns to anchor a staff that awaits the return of junior Shaun Seibert, who is coming off Tommy John surgery last March.

"Our veteran guys have really handled themselves in the right way as the season approach-



#7 Casey Coon - Left Field

es," Van Horn said. They know are backs are against the wall a little bit as far as experience, and they need to do a great job on the field and in the locker room being leaders. These veteran players know they are going to have to help nurture and develop these younger players if we are going to have a good season."

The youth and inexperience in 2008 will have Van Horn's team playing as underdogs heading into the season, but that is a role that has benefited his teams in the past.

"I think we are a team that a lot of people really don't know what we have," Van Horn said. "They see all of those front-line players that we lost to the draft, and don't realize the talent we have coming back and the outstanding crop of newcomers. All of the preseason publications have us ranked pretty low or not at all, and I think that is because we are a little bit of an unknown."

THE LINEUP

Arkansas' 2008 offense will look a little different than the last couple of years, but it has a chance to be even more productive. Gone are some of the big bats and frustrating strikeouts, replaced by line-drive hitters that can bring a little more consistency to the Razorbacks' lineup.

"We lost some quality players, but we also brought in some quality players," Van Horn said. "We have some young players that are just waiting for their shot. Realistically, if they got 200 at-bats they will probably put up the same numbers, maybe in a different way, maybe not as much power, but a better batting average and on-base percentage. I think we are going to have a dangerous lineup from top to bottom this year."

Leading the offensive attack is Forsythe, who is coming off an outstanding sophomore season in cardinal and white and maybe an even better summer with Team USA. Forsythe had a team-best .347 batting average for UA

last year with nine home runs, 18 stolen bases, 55 RBI and a .431 on-base percentage. He then turned in an MVP-type performance for Team USA.

"Logan is one of the most improved players I have ever coached from when he arrived as a freshman to the start of his junior year," Van Horn said. "He has always had the heart and determination. As a sophomore he put it all together and became probably our toughest out at the plate because he really knew the strike zone and made pitchers pitch to him."

"Defensively, he is also one of the top third basemen I have ever coached. The thing about Logan is that he can play anywhere. He could be one of our best shortstops, if not the best second baseman, an outfielder or he could catch. He is just so valuable to our team, and then you throw in the fact that he is a leader."

Coon was an RBI machine last season with 71, which ranks tied for eighth all-time at Arkansas. He also hit nine home runs and 13 doubles as he transitioned from an infielder into the Hogs' everyday left fielder. Coon will be a key cog in the Hogs' lineup this season.

Nutt is back for his senior campaign and will see more time behind the plate this season as well as his duties as the designated hitter. Nutt hit just .274 last season but pounded out a team-high 16 doubles with 41 RBI. He will split time behind the plate with incoming junior college transfer Ryan Cisterna, who was a 46th round draft pick of the Washington Nationals.

Tschepikow and Smalling return to anchor the middle infield for the Diamond Hogs. Tschepikow is trying to put numerous injuries behind him and return to his freshman form at the plate. The second baseman hit .279 last season with nine doubles. Smalling started a team-best 45 games at shortstop as a freshman with a .288 batting average, two home runs and 24 RBI.

"We really think Ben (Tschepikow) could have a big year," Van Horn said. "He has played with three or four injuries that have really set





2008 Season Outlook

FORSYTHE, COON LEAD 2008 DIAMOND HOGS AT THE PLATE AND IN THE FIELD

him back. During his freshman year he swung the bat extremely well. He could be a big offensive player for us this year."

Smalling will get a challenge at shortstop from Scott Lyons, who joins the Hogs after a year of junior college ball and two years removed from starting at shortstop for Cal State Northridge as a freshman in 2006.

"Scott is a young JC infielder with some Division I experience," Van Horn said. "He started at shortstop at Cal State-Northridge and as a freshman hit .300. He even came to Fayetteville and played a three-game series against us at Baum Stadium, which probably went a long way towards us getting him here on campus after being drafted by the Red Sox this past summer. After leaving Northridge, he went to junior college last year and can play short, second or third base."

Sean Jones and Wayne Hrozek return in the outfield and have at least one year of Division I baseball under their belt. Hrozek stepped up for the Hogs late last season with a .298 average, 20 RBI and several big hits. Jones produced good summers in the Texas Collegiate League and should be an ideal leadoff hitter for the Razorbacks. Senior Aaron Murphree will also get a chance at first base and designated hitter while also serving as a backup in right field.

"Wayne is a guy that jumps to the top a little bit due to the fact he got some big hits down the stretch for us last season," Van Horn said. "He had a very good summer and always works hard."

With a solid group of veterans in place, the talented group of incoming players could give the UA batting order some punch. Freshmen infielder Andy Wilkins and outfielder/pitcher Brett Eibner bring impressive swings and a lot of power to the plate. Eibner was a fourth-round pick in the Major League Baseball Draft in June by the Astros, while Wilkins went in the 25th round to Texas. Wilkins has a chance to step in right away at first base while Eibner could start in right field or designated hitter.

The addition of junior college transfers Chase Leavitt will make a big impact in the outfield as well.

"Chase Leavitt played second base and outfield in junior college last year," Van Horn said. "He went out and had a great summer with a wood bat, hitting over .360. He has a tremendous eye at the plate and has a chance to be a leadoff type guy for us and play center field."

THE PITCHING STAFF

The Razorbacks will feature an almost completely new starting rotation in 2008. And in the process UA pitching coach Dave Jorn must find five reliable starters, not just three, to accommodate the new schedule that features many five-game weeks.

"When you recruit a young guy on the mound you have to project a little bit," Van Horn said. "To have a freshman, like Nick Schmidt, come in and dominate as a true freshman is rare. We have some guys that have been in our program for a year, been through the SEC and worked

with Coach (Dave) Jorn, and we feel like those guys are going to be the mainstay of our pitching staff."

Beyond Seibert's 22 career starts and Keuchel's nine career starts, the only Diamond Hog pitchers with starting experience are sophomores Stephen Richards (1) and Scott Limbocker (1).

"Realistically, I think Shaun Seibert is going to be able to start for us early in the spring, but if he is at 80 percent of his best that would be great," Van Horn said. "They say to be at your best after Tommy John surgery takes 18 months; well we can't get to 18 months. We can get to 12, 13, 14 or 15 months as the season goes on, but we are going to leave it up to Shaun as to how he feels. Credit to Shaun, he is on a mission to get back and working as hard as anyone I have ever seen. I know he will be better than ever one day."

Keuchel had his ups and downs as a freshman but finished with a 6-3 record and a 5.88 ERA. He had a good summer and will be called upon to be a stalwart at the front of the Razorbacks' rotation.

"Dallas had a chance to go and pitch in the best college baseball summer league in the country - the Cape Cod League," Van Horn said. "He held his own as a true freshman in a league that is mostly sophomores that have been in college for two years."

Several newcomers should come in and help immediately, including transfers Mike Bolsinger (So., RHP, Grayson CC), Cliff Springston (LHP, Baylor) and true freshmen James Mahler, Kendall Korb and Eibner.

"We are going to have to establish some

starting pitching and several of those newcomers are going to have to come in and get it done," Van Horn said. "We feel like we have better arms than we have had since we have been here as far as 1-12 on the roster. There are some guys that can really get it done, but can they get it done for six or seven innings in the SEC? We don't know that yet. We are just going to have to develop those new guys quickly."

Two guys that have the coaching staff excited and have some experience are sophomore left-handers Richards and Limbocker.

"Stephen Richards went out and had a tremendous summer," Van Horn said. "He really threw the ball well. Stephen is an upper 80s left-hander that is a good competitor with plus-stuff. Scott Limbocker put up really good numbers this summer. We need to get him to throw a few more strikes because teams did not hit him. They just didn't hit him. He just needs to do a little better job on his inning-to-walk ratio and he could be a guy for us."

Redshirt freshman Sam Murphy is another guy the coaches think could have a big impact this season along with sophomore RHP Evan Cox, who gave the Razorbacks several quality appearances down the stretch last season. Cox's low 90s fastball and aggressive approach should be an important component out of the bullpen.

At the end of the game, the Hogs will count on senior Travis Hill, who came on late last season to close things out for Arkansas. He finished the season with a 3-2 record, three saves and a 4.84 ERA with 44 strikeouts in 44.2 innings.

Shaun Seibert - RHP



2008 Rosters

Numerical

#	Player	Pos.	B/T	Ht.	Wt.	Class	Hometown/HS/Previous School
1	Ben Tschepikow	INF	L/R	5-11	200	Jr.	Fayetteville, Ark./Fayetteville
3	Scott Lyons	INF	R/R	6-0	171	Jr.	Covina, Calif./Charter Oak/CS Northridge/Mt. San Antonio [Calif.] JC
4	Tim Smalling	INF	R/R	6-3	207	So.	Raleigh, N.C./Broughton
6	Ryan Cisterna	C	R/R	6-2	200	Jr.	Gilbert, Ariz./Gilbert HS/Chandler-Gilbert [Ariz.] JC
7	Casey Coon	OF	R/R	5-11	202	Jr.	Las Vegas, Nev./Silverado/CC of Southern Nevada
8	Chase Leavitt	INF/OF	L/R	6-0	190	Jr.	St. George, Utah/Snow Canyon/Dixie College/CC of Southern Nevada
9	Jacob House	OF/1B	L/L	6-3	185	Fr.	Mansfield, Texas/Timberview
10	Andrew Darr	OF/1B	R/R	6-2	203	Jr.	Gilbert, Ariz./Mesquite/Chandler-Gilbert [Ariz.] CC
11	Logan Forsythe	INF	R/R	6-1	208	Jr.	Memphis, Tenn./Christian Brothers
12	Chad Pierce	RHP	R/R	6-1	208	So.	Fond Du Lac, Wis./Fond Du Lac
15	Jake Fuller	OF	L/R	6-2	193	Fr.	Fayetteville, Ark./Fayetteville
16	Wayne Hrozek	OF	R/R	5-10	194	Jr.	The Woodlands, Texas/The Woodlands
17	Andy Wilkins	INF	L/R	6-2	230	Fr.	Broken Arrow, Okla./Broken Arrow
18	Tim Carver	INF	R/R	5-11	179	Fr.	Fayetteville, Ark./Fayetteville
19	Greg Noble	OF	L/R	6-0	193	Fr.	Benton, Ark./Benton
20	Aaron Murphree	1B/OF	R/L	6-5	235	Sr.	Weatherford, Texas/Weatherford/Northeast Texas CC
24	Brett Eibner	OF/RHP	R/R	6-3	195	Fr.	Houston, Texas/The Woodlands
25	Collin Kuhn	OF/INF	R/R	5-11	186	Fr.	Beaver Dam, Wis./Beaver Dam
26	Mickey Armstrong	C	R/R	5-10	191	Fr.	The Woodlands, Texas /The Woodlands/Texas Tech
27	Jeff Nutt	C	L/R	6-0	193	Sr.	Wylie, Texas/Wylie HS/Navarro [Texas] College
28	Cliff Springston	LHP	L/L	6-3	202	Jr.	Lorena, Texas/Lorena/Baylor
29	Dallas Keuchel	LHP	L/L	6-2	194	So.	Tulsa, Okla./Bishop Kelley
30	Justin Wells	RHP	R/R	6-0	182	Jr.	Bryant, Ark./Bryant/Texarkana College
32	Mike Bolsinger	RHP	R/R	6-2	212	So.	McKinney, Texas/North McKinney HS/Grayson [Texas] CC
33	Drew Smyly	LHP	L/L	6-3	175	Fr.	Little Rock, Ark./Central
34	Shaun Seibert	RHP	R/R	6-1	200	Jr.	Edwardsville, Ill./Edwardsville
35	Kendall Korbal	RHP	R/R	6-6	205	Fr.	Houston, Texas/Langham Creek
36	Scott Limbocker	LHP	L/L	6-3	220	So.	Overland Park, Kan./Blue Valley North
37	Sean Jones	OF	S/R	6-0	194	Sr.	Houston, Texas/Klein/Sam Houston St./Navarro [Texas] College
38	Michael Shaddock	RHP	R/R	6-3	200	Jr.	Maumelle, Ark./Central Arkansas Christian/UA-Fort Smith
40	Travis Hill	RHP	R/R	6-0	181	Sr.	Spokane, Wash./University/Seminole [Okla.] State JC
41	Thomas Hauskey	C	R/R	5-11	193	So.	Springdale, Ark./Springdale
42	James Mahler	RHP	R/R	6-7	240	Fr.	Sandy, Utah/Jordan
43	Houston Slemp	OF	L/R	6-1	181	Fr.	Tulsa, Okla./Union
45	Sam Murphy	RHP	R/R	6-0	207	R-Fr.	Omaha, Neb./Westside
48	Evan Cox	RHP	R/R	6-0	193	So.	Maumelle, Ark./North Little Rock
49	Stephen Richards	LHP	L/L	5-11	170	So.	Plano, Texas/Plano East
51	Isaac Lewis	C	R/R	6-2	202	Fr.	Fort Smith, Ark./Reitz Memorial [Evansville, Ind.]
56	Travis Moseley	RHP	R/R	5-10	165	R-Fr.	Rockwall, Texas/Rockwall

Alphabetical

No.	Player	Pos.	No.	Player	Pos.	No.	Player	Pos.
26	Mickey Armstrong	C	16	Wayne Hrozek	OF	27	Jeff Nutt	C
32	Mike Bolsinger	RHP	37	Sean Jones	OF	12	Chad Pierce	RHP
18	Tim Carver	INF	29	Dallas Keuchel	LHP	49	Stephen Richards	LHP
6	Ryan Cisterna	C	35	Kendall Korbal	RHP	34	Shaun Seibert	RHP
7	Casey Coon	OF	25	Collin Kuhn	OF/INF	38	Michael Shaddock	RHP
48	Evan Cox	RHP	8	Chase Leavitt	OF/INF	43	Houston Slemp	OF
10	Andrew Darr	OF	51	Isaac Lewis	C	4	Tim Smalling	INF
24	Brett Eibner	OF/RHP	36	Scott Limbocker	LHP	33	Drew Smyly	LHP
11	Logan Forsythe	INF	3	Scott Lyons	INF	28	Cliff Springston	LHP
15	Jake Fuller	OF	42	James Mahler	RHP	1	Ben Tschepikow	INF
41	Thomas Hauskey	C	56	Travis Moseley	RHP	30	Justin Wells	RHP
40	Travis Hill	RHP	20	Aaron Murphree	1B/OF	17	Andy Wilkins	INF
9	Jacob House	OF/1B	45	Sam Murphy	RHP			
			19	Greg Noble	OF			

BASEBALL

2008 Schedule

RAZORBACK BASEBALL SCHEDULE

February

Date	Day	Opponent	Location	Time
22	Fri.	Wright State	Fayetteville	3:05 p.m.
23	Sat.	Wright State	Fayetteville	1:05 p.m.
24	Sun.	Wright State	Fayetteville	12:05 p.m.
26	Tues.	SE Missouri State	Fayetteville	3:05 p.m.
27	Wed.	Kansas	Fayetteville	3:05 p.m.
29	Fri.	%Louisiana Tech (CST)	College Station, Tx.	12:30 p.m.

March

Date	Day	Opponent	Location	Time
1	Sat.	%Texas A&M (CST)	College Station, Tx.	6:30 p.m.
2	Sun.	%Ohio State (CST)	College Station, Tx.	11 a.m.
4	Tues.	South Dakota State	Fayetteville	3:05 p.m.
5	Wed.	South Dakota State	Fayetteville	3:05 p.m.
7	Fri.	Siena	Fayetteville	6:35 p.m.
8	Sat.	Siena	Fayetteville	12:05 p.m.
9	Sun.	Siena	Fayetteville	12:05 p.m.
11	Tues.	Arizona State	Tempe, Ariz.	4:30 p.m.
12	Wed.	Arizona State	Tempe, Ariz.	4:30 p.m.
14	Fri.	*Georgia	Fayetteville	6:35 p.m.
15	Sat.	*Georgia	Fayetteville	12:05 p.m.
16	Sun.	*Georgia	Fayetteville	12:05 p.m.
18	Tues.	Nebraska	Lincoln, Neb.	1 p.m.
19	Wed.	Nebraska	Lincoln, Neb.	1 p.m.
21	Fri.	*LSU (CST)	Baton Rouge, La.	7 p.m.
22	Sat.	*LSU	Baton Rouge, La.	3 p.m.
23	Sun.	*LSU (CST)	Baton Rouge, La.	1 p.m.
25	Tues.	Centenary	Fayetteville	6:35 p.m.
26	Wed.	Centenary	Fayetteville	3:05 p.m.
28	Fri.	*Vanderbilt	Nashville, Tenn.	6 p.m.
29	Sat.	*Vanderbilt	Nashville, Tenn.	2 p.m.
30	Sun.	*Vanderbilt	Nashville, Tenn.	1 p.m.

April

Date	Day	Opponent	Location	Time
1	Tues.	Missouri State	Springfield, Mo.	7 p.m.
2	Wed.	Mississippi Valley State	Fayetteville	6:35 p.m.
4	Fri.	*Auburn	Fayetteville	6:35 p.m.
5	Sat.	*Auburn	Fayetteville	2:05 p.m.
6	Sun.	*Auburn	Fayetteville	1:05 p.m.
8	Tues.	Oral Roberts	Fayetteville	6:35 p.m.
11	Fri.	*Florida	Gainesville, Fla.	5:35 p.m.
12	Sat.	*Florida	Gainesville, Fla.	3 p.m.
13	Sun.	*Florida	Gainesville, Fla.	12 p.m.
15	Tues.	Oral Roberts	Tulsa, Okla.	7 p.m.
18	Fri.	*Tennessee (CST)	Fayetteville	6:35 p.m.
19	Sat.	*Tennessee	Fayetteville	2:05 p.m.
20	Sun.	*Tennessee	Fayetteville	12:05 p.m.
22	Tues.	Northern Colorado	Fayetteville	6:35 p.m.
23	Wed.	Northern Colorado	Fayetteville	1:05 p.m.
25	Fri.	*Ole Miss	Oxford, Miss.	6:30 p.m.
26	Sat.	*Ole Miss	Oxford, Miss.	4 p.m.
27	Sun.	*Ole Miss	Oxford, Miss.	1 p.m.
30	Wed.	Missouri State	Fayetteville	6:35 p.m.

May

Date	Day	Opponent	Location	Time
2	Fri.	*Alabama (CST)	Fayetteville	6:35 p.m.
3	Sat.	*Alabama	Fayetteville	2:05 p.m.
4	Sun.	*Alabama	Fayetteville	1:05 p.m.
9	Fri.	*South Carolina	Fayetteville	6:35 p.m.
10	Sat.	*South Carolina	Fayetteville	2:05 p.m.
11	Sun.	*South Carolina	Fayetteville	12:05 p.m.
15	Thurs.	*Mississippi State	Starkville, Miss.	6:30 p.m.
16	Fri.	*Mississippi State	Starkville, Miss.	6:30 p.m.
17	Sat.	*Mississippi State (FSN)	Starkville, Miss.	3 p.m.
21	Wed.	SEC Tournament	Hoover, Ala.	TBA
22	Thur.	SEC Tournament	Hoover, Ala.	TBA
23	Fri.	SEC Tournament	Hoover, Ala.	TBA
24	Sat.	SEC Tournament	Hoover, Ala.	TBA
25	Sun.	SEC Tournament	Hoover, Ala.	TBA
30	Fri.	NCAA Regionals	TBA	TBA
31	Sat.	NCAA Regionals	TBA	TBA

June

Date	Day	Opponent	Location	Time
1	Sun.	NCAA Regionals	TBA	TBA
2	Mon.	NCAA Regional	TBA	TBA
5	Fri.	NCAA Super Regionals	TBA	TBA
6	Sat.	NCAA Super Regionals	TBA	TBA
7	Sun.	NCAA Super Regionals	TBA	TBA
8	Mon.	NCAA Super Regionals	TBA	TBA
14-25		College World Series	Omaha, Neb.	TBA

- All home games listed in bold

- All SEC games *

- Domino's Pizza Classic %

TV in ()

FSN - Fox Sports Net; CST - Cox Sports Television

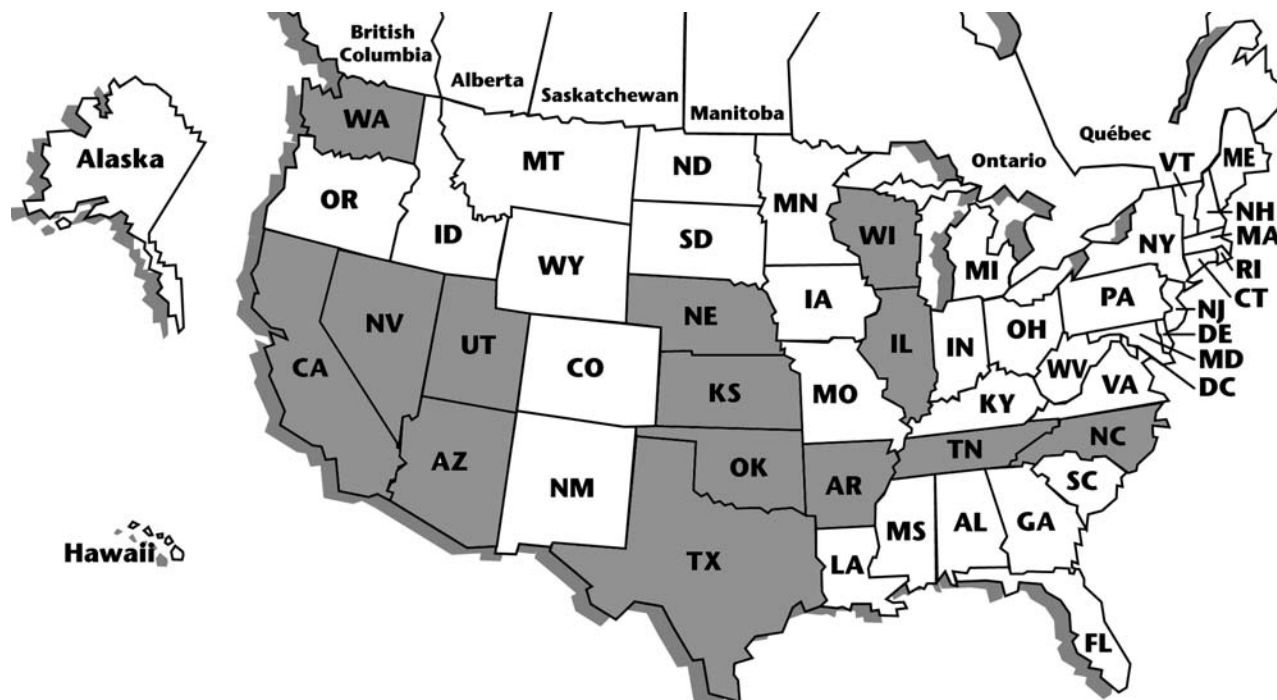
- All times are central and subject to change unless otherwise noted. All home games are played at Baum Stadium at George Cole Field on the University of Arkansas Fayetteville campus.

Pronunciation Guide

Mike BOLSINGER	bowl - singer
Ryan CISTERNA	CYST - urn - uh
Brett EIBNER	IB - ner
Logan FORSYTHE	four - sigh - th
Thomas HAUSKEY	House - ski
Wayne HROZEK	ROW - zek
Dallas KEUCHEL	Ki - cul
Chase LEAVITT	Lev - it
Collin KUHN	CUE - n
Scott LIMBOCKER	Lim - bocker
James MAHLER	MAY - ler
Aaron MURPREE	Mur - free
Stephen ROBISON (asst. coach)	ROB - ison
Shaun SEIBERT	SIGH - bert
Drew SMYLY	smile - eee
Ben TSCHEPIKOW	shep - uh - kov

Geographical Breakdown

RAZORBACK PLAYERS BY CLASS AND STATE



By Class

Seniors (4)

40	Travis Hill	RHP
37	Sean Jones	OF
20	Aaron Murphree	OF/INF
27	Jeff Nutt	C

Juniors (12)

6	Ryan Cisterna	C
7	Casey Coon	INF
10	Andrew Darr	OF
11	Logan Forsythe	INF
16	Wayne Hrozek	OF
8	Chase Leavitt	INF/OF
3	Scott Lyons	INF
34	Shaun Seibert	RHP
38	Michael Shaddock	RHP
28	Cliff Springston	RHP
1	Ben Tschepikow	INF
30	Justin Wells	RHP

Sophomores (8):

32	Mike Bolsinger	RHP
48	Evan Cox	RHP
41	Thomas Hauskey	C
29	Dallas Keuchel	LHP
36	Scott Limbocker	RHP
12	Chad Pierce	RHP/C
49	Stephen Richards	LHP
4	Tim Smalling	INF

Redshirt Freshmen (2):

45	Sam Murphy	RHP
56	Travis Moseley	RHP

Freshmen (13):

9	Jacob House	OF/1B
15	Jake Fuller	OF
17	Andy Wilkins	INF

18	Tim Carver	INF
19	Greg Noble	OF
24	Brett Eibner	OF/RHP
25	Collin Kuhn	OF/INF
26	Mickey Armstrong	C
33	Drew Smyly	LHP
35	Kendall Korb	RHP
42	James Mahler	RHP
43	Houston Slem	OF
51	Isaac Lewis	C

By State

Arizona (2)	Hometown/High School
Andrew Darr	Gilbert/Mesquite
Ryan Cisterna	Gilbert/Gilbert

Arkansas (10)	Hometown/High School
Tim Carver	Fayetteville/Fayetteville
Evan Cox	Maumelle/No. Little Rock
Jake Fuller	Fayetteville/Fayetteville
Thomas Hauskey	Springdale/Springdale
Isaac Lewis	Fort Smith/Reitz [Ind.] Memorial
Greg Noble	Benton/Benton
Michael Shaddock	Maumell/Cen. Ark. Christian
Drew Smyly	Little Rock/Central
Ben Tschepikow	Fayetteville/Fayetteville
Justin Wells	Bryant/Bryant

California (1)	Hometown/High School
Scott Lyons	Covina, Calif./Charter Oak

Illinois (1)	Hometown/High School
Shaun Seibert	Edwardsville/Edwardsville

Kansas (1)	Hometown/High School
Scott Limbocker	Overland Park/Blue Valley North

Nebraska (1)	Hometown/High School
Sam Murphy	Omaha/Westside

North Carolina (1)	Hometown/High School
Tim Smalling	Raleigh, N.C./Broughton

Nevada (1)	Hometown/High School
Casey Coon	Las Vegas/Silverado

Oklahoma (3)	Hometown/High School
Dallas Keuchel	Tulsa/Bishop Kelly
Houston Slem	Tulsa/Union
Andy Wilkins	Broken Arrow/Broken Arrow

Tennessee (1)	Hometown/High School
Logan Forsythe	Memphis/Christian Brothers

Texas (12)	Hometown/High School
Mickey Armstrong	The Woodlands/The Woodlands
Mike Bolsinger	McKinney/North McKinney
Brett Eibner	Houston/The Woodlands
Jacob House	Mansfield, Texas/Timberview
Sean Jones	Houston/Klein
Wayne Hrozek	The Woodlands/The Woodlands
Kendall Korb	Houston/Langham Creek
Travis Moseley	Rockwall/Rockwall
Aaron Murphree	Weatherford/Weatherford
Jeff Nutt	Wylie/Wylie
Stephen Richards	Plano/Plano East
Cliff Springston	Lorena/Lorena

Utah (2)	Hometown/High School
Chase Leavitt	St. George/Snow Canyon
James Mahler	Sandy/Jordan

Washington (1)	Hometown/High School
Travis Hill	Spokane, Wash./University

Wisconsin (2)	Hometown/High School
Collin Kuhn	Beaver Dam/Beaver Dam
Chad Pierce	Fond Du Lac/Fond Du Lac



Coaches

2

DAVE VAN HORN



When then-Athletic Director Frank Broyles hired Dave Van Horn to take the reins of the Razorbacks from legendary Arkansas coach Norm DeBriyn in June 2002, he was confident that he had secured a successful future for the baseball program.

That future has quickly come to fruition as Van Horn has grown the Hogs' program to the cusp of collegiate baseball's elite as he enters his sixth year in Fayetteville. He has already led the Razorbacks to a Southeastern Conference Championship, two SEC Western Division Championships, five NCAA Tournament appearances and the school's fifth trip to the College World Series. Now armed with the nation's top stadium and one of the country's best coaching staffs, Van Horn and the Razorbacks have their eyes fixed on just one goal - a national championship.

The Diamond Hogs captured the school's third SEC Western Division title in 2007 with an 18-12 league record. The Razorbacks finished 43-21 overall and made their sixth-straight NCAA Tournament appearance, including their fifth under Van Horn. Arkansas also hosted a regional for the fourth time in school history and the third time in the past four years. The Hogs finished as high as No. 18 in the final Collegiate Baseball rankings.

The 2007 team also showcased some of the most outstanding individual players in school history. Left-handed hurler Nick Schmidt became a two-time first-team All-American and was drafted in the first round of the MLB Draft with the 23rd pick by the San Diego Padres. Right-handed pitchers Jess Todd and Duke Welker were taken in the second round by St. Louis and Pittsburgh, respectively. Todd was selected as a second-team All-American while earning first-team All-SEC honors alongside Schmidt. One of Van Horn's first recruits, Danny Hamblin, also finished his Arkansas career as the all-time Razorback home run leader with 57 during his four years in Fayetteville, including 22 in 2007.

Van Horn's 2007 squad brought fans out to the ballpark in record numbers. The expanded Baum Stadium not only set school attendance marks in both total and average attendance, but also set an NCAA record for average attendance in a season with 8,089 tickets sold per game. That is an astonishing increase of 4,504 tickets sold per game during Van Horn's tenure or an incredible 126 percent increase over the 2003 season.

The 2006 campaign brought heart-pounding baseball to Baum

Stadium as Van Horn's Razorbacks finished with a 39-21 record and an 18-12 mark in SEC play.

Arkansas finished second in the SEC West and tied for third overall in league play. The 18 SEC wins were the third-most in school history as the Hogs came in at No. 22 in the final USA Today Top 25 Coaches' Poll.

The Razorbacks played 31 games that were decided by two runs or less in 2006, including a 3-1 record in extra inning contests. Van Horn's squad also earned the right to host an NCAA Regional. It was the third time Arkansas has hosted an NCAA regional and the second time since Van Horn took over the reins of the Hogs' program in time for the 2003 season.

Throughout the 2006 season injuries played a key role in hampering the Razorbacks' conference and national championship hopes down the stretch. Many games came down to just one swing of the bat or one pitch that was the difference in a win or a loss.

Star power was one thing the Hogs didn't lack in 2006 as Schmidt earned first-team All-America honors and was named the SEC Pitcher of the Year by league coaches. Jake Dugger was also named second-team All-SEC with his 12 home runs and outstanding defensive play while Hamblin launched 17 home runs and collected 68 RBI.

In 2005, Arkansas bolted to a promising 20-2 start in late March with a No. 5 national ranking, but suspensions, injuries and bad luck derailed what was shaping up as one of the best college baseball teams in the country. Through all of the adversity, Van Horn's Razorbacks were still in the hunt on a hot Monday afternoon in early June.



BASEBALL

The Hogs scrapped their way into the 2005 SEC Tournament and after two hard-fought losses found themselves headed to Austin, Texas, as the No. 2 seed at the NCAA Austin Regional. With very little expectations placed on the Razorbacks nationally, Arkansas won its first two games, including a 9-2 romp over Texas in the winner's bracket. The Longhorns battled back with a win on Sunday to set up Monday's winner-take-all final for a trip to the NCAA Super Regional in Oxford, Miss.

Van Horn's out-manned squad came up a little short on that sizzling Monday afternoon against eventual national champion Texas, but the Razorbacks showed the nation once again why you should never count Van Horn's Hogs out of a fight. Arkansas finished the 2005 season with a 39-22 record, including a 13-17 mark in the SEC. Van Horn also added a pair of freshman All-Americans to his resume as left-handed pitcher Schmidt and right-handed pitcher Shaun Seibert were tabbed by Collegiate Baseball.

Van Horn has managed to galvanize a brand new generation of Razorback baseball fans during his tenure at his alma mater. The fans belief in Van Horn's magical touch began during the Hogs' historic run through the 2004 postseason. NCAA Regional and Super Regional record crowds streamed through the gates to cheer on the Hogs. And while Arkansas' run finally came to an end at Omaha, Razorback baseball has continued to reap the dividends of that magical season.

It is a script that would likely carry the disclaimer as an once-in-a-lifetime story. That is unless your name is Dave Van Horn. The 47-year-old has fostered success at every stop in his coaching career building programs from the ground up and revitalizing once proud programs into winners again. His success has been astounding by any standard.

Van Horn's teams qualified for the College World Series in three of four seasons from 2001-04, including two trips with the University of Nebraska in 2001 and 2002 and the 2004 visit with the Razorbacks. Van Horn's decision to leave a thriving Nebraska program may have come as a surprise to some, but his passion to bring his alma mater a national championship is anything but a secret.

Set to enter his sixth year at the helm of the Razorbacks, Van Horn has firmly established himself as one of the premiere collegiate baseball coaches in the nation. He boasts a 786-350 (.692) record in 19 seasons as a head coach including a 201-110 (.646) record at Arkansas. In his head coaching career, Van Horn's teams average more than 41 wins per season, and only twice have his squads failed to win at least 35 games.

His postseason resume includes nine NCAA regional berths, four con-



ference tournament crowns, three College World Series appearances and a Division II National Championship.

Van Horn coaching style has also endured him to the Razorback faithful as fans stream to the ballpark in record numbers. In 2007, Arkansas finished its third renovation of Baum Stadium since Van Horn arrived prior to the 2003 season with 20 more luxury suites, 1,200 additional covered chair back seats, two new restroom and concession buildings and an expanded Hog Pen and picnic area. Baum Stadium now features 34 suites, 8,237 chair back seats and a capacity of 10,737 and is truly a showplace for college baseball.

In 2004, Arkansas was picked to finish last in the SEC's Western Division. Van Horn led the Razorbacks to a share of the overall conference title, victories in a pair of memorable NCAA Regionals at Baum Stadium and ultimately a berth in the College World Series.

The Razorbacks posted a 45-24 overall record and a 19-11 mark in the SEC to claim their second SEC crown in school history. Along the way, the Hogs swept a weekend series against No. 2 LSU in Baton Rouge, La.; marking the first time since 1988 the Tigers had been swept at home by an SEC opponent.

The largest crowd at an NCAA Regional in 2004 witnessed the Razorbacks post a dramatic come-from-behind victory over Wichita State to stave off elimination. The Hogs carried the momentum to another win over the Shockers in the final game to earn a berth in the NCAA Super Regional.

Van Horn's Razorbacks served as the host school for the Super Regional. The Hogs quickly dispatched Florida State in two games to advance to the program's fifth College World Series. It marked the third trip to Omaha



The Van Horn Family (L to R): Karen, Mariel, Hollan and Dave





for Van Horn as a head coach after two previous appearances while head coach at Nebraska.

The Razorbacks finished the 2004 season ranked in the top 10 in all four major baseball polls, including their highest ranking of sixth by *Baseball America*. Arkansas achieved all of that success with the help of only one second-team All-SEC selection (Scott Hode).

For his coaching efforts, Van Horn shared SEC Coach of the Year honors with Georgia's Dave Perino. His players also shared in the individual

hardware as Danny Hamblin and Jake Dugger both earned freshman All-America recognition while Brady Toops was named as the 2004 SEC Scholar-Athlete of the Year.

Van Horn's impact was evident shortly after being named as the 11th head coach in the history of Arkansas baseball on June 21, 2002. In his first season back with his alma mater, Van Horn guided the Razorbacks to berths in the Southeastern Conference and NCAA Tournaments. In addition, Van Horn's squad spent the majority of the 2003 season ranked in all four top 25 polls.

Despite a lack of depth, the 2003 Hogs jumped out to a 30-7 overall record and recorded series wins at No. 6 South Carolina and No. 5 Auburn. A trip to the NCAA Regional in Austin, Texas, capped a memorable inaugural campaign.

Van Horn rejoined the Razorback program after spending five seasons as the head coach of the Nebraska Cornhuskers. In his stint in Lincoln, Van Horn took a once fledgling program and transformed it into a national powerhouse. A program that had earned only four postseason berths in its 108-year history suddenly became a force to be reckoned with in the postseason.

Van Horn compiled a 214-92 (.699) record at Nebraska and guided the Huskers to the 2001 and 2002 NCAA College World Series, the first such appearances in school history. The 'Huskers won three-consecutive Big 12 Tournament titles, made four-straight NCAA appearances and earned their first regular-season conference title in 51 years during his tenure.

A two-time ABCA Midwest Region Coach of the Year (2000-01), Van Horn led Nebraska to a 73-50 (.569) mark in Big 12 play. The Huskers also recorded back-to-back 50 win seasons in 2000 and 2001.

In 1998, Van Horn took over a Nebraska program that had shown little promise of making a move in the Big 12, much less in the nation. By his second season, the Huskers were showing rapid improvement, going 42-18 and qualifying for the NCAA Tournament for the first time in 18 seasons. After finishing fifth in the Big 12 with a then-school-record 16 conference wins, the Huskers peaked in time for the Big 12 Tournament.

Nebraska closed out the regular season with a nine-game winning streak and won the Big 12 Tournament title, its first title of any kind in nearly 50 years. The tournament crown gave the Huskers an automatic bid to the NCAA Tournament. NU toppled Bowling Green before being eliminated from the draw. Nebraska finished the season ranked 25th in

Dave Van Horn at a Glance



Personal Information

- Date of Birth: Sept. 17, 1960
- Wife: Karen
- Children: Hollan, Mariel

Alma Mater

- Masters of Science, East Texas State University (Texarkana), 1992
- Arkansas, 1988

Head Coaching Experience

- Arkansas: 2003-Present
- Nebraska: 1998-2002
- Northwestern (La.) State: 1995-97
- Central Missouri State: 1994
- Texarkana (Texas) CC: 1989-93

Assistant Coaching Experience

- Arkansas: 1985-88 (graduate assistant)

Playing Experience

- Atlanta Braves organization: 1982-84
- Arkansas: 1982
- McLennan (Texas) CC: 1980-81
- 10th-round selection of the Atlanta Braves: 1982

Team Accomplishments

- College World Series appearances as head coach
at Arkansas: 2004
at Nebraska: 2001, 2002
- College World Series appearances as a graduate assistant coach at Arkansas: 1985, 1987
- Southeastern Conference Champions: 2004
- SEC Western Division Champions: 2004, 2007
- SEC Tournament: 2003, 2004, 2005, 2006, 2007
- Big 12 Regular Season and Tournament Champions: 2001
- Nine-straight NCAA tournament appearances (1999, 2000, 2001, 2002, 2003, 2004, 2005, 2006, 2007)
- Southland Conference Champions: 1995, 1997
- Division II National Championship: 1994
- NJCAA Texas Eastern Conference Champions: 1992

Awards & Honors

- SEC Coach of the Year: 2004
- Baseball America National Coach of the Year: 2001
- Big 12 Coach of the Year: 2001
- ABCA Midwest Region Coach of the Year: 2000, 2001
- Southland Coach of the Year: 1995, 1997
- NCAA Division II National Coach of the Year: 1994
- ABCA Central Region Coach of the Year: 1994



BASEBALL



the USA Today/ESPN Coaches Poll, marking the first time in at least 20 years a Husker team finished in the national rankings.

Nebraska continued its climb in 2000, setting a school record with 51 wins and finishing one win shy of the school's first CWS appearance. After a second-place finish in the regular season, NU's best conference finish since 1980, the Huskers won their second straight Big 12 Tournament title the hard way, going through the losers' bracket to win five games over a four-day span. The Huskers won their first regional title and took eventual CWS runner-up Stanford to a decisive third game in the Super Regional in Palo Alto.

While team success has always been the focus, numerous players under Van Horn's tutelage have been lauded for their efforts. While at Nebraska, at least one player was named a finalist for national player of the year honors in 1999, 2000 and 2001, including a pair of Howser Award finalists.

Van Horn has coached seven players to first-team All-America honors. At the conference level, Van Horn had 26 players earn All-Big 12 honors in five years at Nebraska, including a school-record nine in 2000. His five years at Arkansas has yielded another four of all-conference performers claim five all-conference honors.

In the classroom, Van Horn had 30 Phillips 66 Academic-All Big 12 selections in five seasons at Nebraska, including 21 first-teamers, while seven players earned academic all-district honors. His tenure at Arkansas has produced 38 SEC Academic Honor Roll members, including a league leading 22 members in 2003. The Hogs also boast eight CoSIDA all-district selections in his first five seasons.

Van Horn has also prepared his players for success in the professional ranks, as nearly 100 players have signed professional contracts. Some of his past protégés include major leaguers Ken Harvey (Kansas City Royals), Jamal Strong (Seattle Mariners) and Dan Johnson (Oakland Athletics).

While his success as a head coach first gained wide spread notoriety at Nebraska, Van Horn has been producing big-time results for years. At Northwestern State (1995-97) in Natchitoches, La., Van Horn compiled

The Razorbacks Under Dave Van Horn

	W/L	Home	Away	Neutral
Alabama	9-9	5-1	3-6	1-2
Albany	1-0	1-0	-	-
Arizona	0-1	-	-	0-1
Auburn	10-5	5-1	5-4	-
Bucknell	1-0	-	-	1-0
Cal State Northridge	3-0	3-0	-	-
Centenary	7-0	4-0	3-0	-
Creighton	2-0	2-0	-	-
Dallas Baptist	2-0	0-0	1-0	1-0
Eastern Illinois	5-0	5-0	-	-
Florida	7-6	5-1	2-4	0-1
Florida State	2-0	2-0	-	-
George Mason	1-0	-	-	1-0
Georgia	5-4	3-3	2-1	-
Hawai'i	1-0	0-0	1-0	-
Illinois-Chicago	7-1	7-1	-	-
Illinois State	2-1	2-1	-	-
Kansas	4-0	4-0	-	-
Kansas State	3-1	3-0	0-1	-
Kentucky	9-3	5-1	4-2	-
Lamar	0-2	-	-	0-2
Le Moyne	1-0	-	-	1-0
Louisiana State (LSU)	6-10	2-7	4-2	0-1
Louisiana Tech	11-2	6-0	5-2	-
McNeese State	2-0	2-0	-	-
Memphis	1-0	-	-	1-0
Miami (Ohio)	1-0	-	-	1-0
Minnesota	4-1	3-0	1-1	-
Mississippi State	5-10	2-7	3-3	-
Missouri	1-0	1-0	-	0-0
Missouri State (formerly SMS)	5-3	3-2	2-1	-
Missouri Southern	1-0	1-0	-	-
Navy	1-0	-	-	1-0
New Mexico	2-1	-	-	2-1
Northern Colorado	5-1	5-1	-	-
Oklahoma State	3-3	1-3	1-0	1-0
Ole Miss (Mississippi)	6-13	3-6	2-4	1-3
Oral Roberts	6-4	3-2	3-2	-
Princeton	1-0	1-0	-	-
South Alabama	-	1-0	-	-
South Carolina	8-4	2-1	4-2	2-1
St. John's	3-0	3-0	-	-
Stephen F. Austin	1-0	-	-	1-0
TCU	-	-	-	1-0
Tennessee	9-8	4-2	4-5	1-1
Texas	1-3	-	1-2	0-1
Texas A&M	1-2	-	1-2	-
Texas-Arlington	5-0	-	2-0	3-0
Texas-Pan American	2-2	1-0	1-2	-
Troy	2-1	-	2-1	-
Vanderbilt	11-5	7-2	4-2	0-1
Washington	0-1	-	-	0-1
Western Michigan	2-0	2-0	-	-
Wichita State	5-2	4-1	1-1	-
Wisconsin-Milwaukee	3-0	3-0	-	-





a three-year record of 106-65 (.620) highlighted by regular-season Southland Conference titles in 1995 and 1997. For his efforts, he was twice named the Southland Conference Coach of the Year.

In his initial campaign, he led the Demons, who were picked fourth in the preseason, to a 37-15 record and a conference crown, earning Van Horn his first league coaching honor.

In 1996, Van Horn led an inexperienced squad to a 34-27 record and a second-place conference finish. The season was highlighted by two wins over national champion LSU. The Demons beat the defending College World Series champions, 10-5 and 6-5 in Baton Rouge.

In his final season at the school, Van Horn once again led the Demons to a conference crown. NSU finished with a 35-23 record before falling to Southwest Texas State in the conference tournament. Southwest Texas State went on to a pair of victories at the NCAA Regional.

Before moving to the Division I-A level in 1995, Van Horn had a stellar season at Division II Central Missouri State. He took the Mules' job in December 1993 with less than six weeks until the season opener. Van Horn made certain that despite the abbreviated timetable his team was ready to go for the 1994 campaign.

Central Missouri State stormed out of the gates winning 12 of its first 13 games. The momentum built from there. CMSU eventually built a 21-game winning streak before it suffered a loss. The Mules won the MIAA Conference title, compiling a 15-1 record in division play. The squad continued its dominance by capturing the conference tournament crown. His team won the Central Regional title by defeating Northern Colorado and South Dakota State (twice) to earn a trip to the NCAA Division II Championships.

Van Horn and his squad culminated the improbable season with the school's first Division II National Championship. Van Horn was named the ABCA Division II National Coach of the Year and the Central Region Coach of the Year after guiding the Mules to a 51-11 record, setting school records for wins (51) and winning percentage (.823) in the process. The school honored Van Horn for his efforts in 2000, as he was inducted into the Central Missouri State Hall of Fame, along with his entire 1994 National Championship squad.

Prior to his national championship stint at Central Missouri State

(1994), Van Horn showed his championship pedigree with an impressive five-year run as the head coach at Texarkana (Texas) Junior College (1989-93). During his tenure, the Bulldogs posted a remarkable record of 214-72 (.748).

In his first season, the Bulldogs set a school record with 39 wins. That record was short lived, however, as Van Horn and the Bulldogs racked up 44, 45 and 48 games in the next three seasons, respectively. The 1992 campaign was highlighted by a NJCAA Texas Eastern Conference title.

Before becoming a head coach, Van Horn was a graduate assistant at Arkansas, helping the Razorbacks to two College World Series appearances (1985 and 1987). The Razorbacks finished third in the 1985 CWS and fifth in 1987. Arkansas was 184-71-1 (.721) and made the NCAA Regional Tournament in each of the four seasons that Van Horn assisted former head coach Norm DeBriyn.

Van Horn's first taste of collegiate baseball came as a highly regarded infielder. Van Horn spent two successful seasons at McLennan (Texas) Community College. He was an all-conference and all-region third baseman as a freshman, helping the Highlanders to a third-place finish at the NJCAA College World Series.

The following season, McLennan once again advanced to the Junior College World Series and finished fourth in the nation. Van Horn was named a first-team All-American and was the Region 5 Player of the Year. He was drafted at the conclusion of his junior college career by the Chicago White Sox, but elected to transfer to Arkansas.

An All-Southwest Conference infielder in 1982, Van Horn earned team most valuable player and SWC Newcomer of the Year honors in his only season in a Razorback uniform. Following his junior season at Arkansas, he was selected by the Atlanta Braves in the 10th round of the 1982 draft. He spent the next three seasons in the Braves organization before returning to Fayetteville to begin his coaching career.

Van Horn met his wife, the former Karen Lee, while serving as a graduate assistant at Arkansas. The couple has two daughters, Hollan (14) and Mariel (10).

Van Horn Year-by-Year Record

Year	School	Record	Pct.	Conf.	Place	Tourn.	Postseason
1989	Texarkana CC	39-18	.684	NA	NA	NA	
1990	Texarkana CC	44-14	.759	NA	NA	NA	
1991	Texarkana CC	45-12	.789	NA	NA	NA	
1992	Texarkana CC	48-10	.827	NA	1st	NA	
1993	Texarkana CC	38-18	.678	NA	NA	NA	
	Totals	214-72	.748				
1994	Central Missouri St.	51-11	.823	15-1	1st (Div.)	1st (4-1)	NCAA II Champs
	Totals	51-11	.823	15-1		1 (4-1)	
1995	Northwestern State	37-15	.711	19-5	1st	DNP (0-2)	
1996	Northwestern State	34-27	.557	14-16	2nd (Div.)	2nd (3-2)	
1997	Northwestern State	35-23	.603	19-9	1st	DNP (0-2)	
	Totals	106-65	.620	52-30		1 (3-2)	
1998	Nebraska	24-20	.545	10-13	7th	DNQ	DNQ
1999	Nebraska	42-18	.700	16-9	5th	1st (4-0)	NCAA (1-2)
2000	Nebraska	51-17	.750	21-9	2nd	1st (5-1)	NCAA (4-2)
2001	Nebraska	50-16	.758	20-8	1st	1st (4-0)	CWS (5-2)
2002	Nebraska	47-21	.691	16-11	2nd	2nd (3-1)	CWS (5-3)
	Totals	214-92	.699	67-39		4 (16-2)	4 (15-9)
2003	Arkansas	35-22	.612	14-16	6th West	t7th (0-2)	NCAA (1-2)
2004	Arkansas	45-24	.652	19-11	t1st Overall	4th (2-2)	CWS (6-3)
2005	Arkansas	39-22	.636	13-17	t5th West	t7th (0-2)	NCAA (2-2)
2006	Arkansas	39-21	.650	18-12	2nd West	t7th (0-2)	NCAA (1-2)
2007	Arkansas	43-21	.672	18-12	1st West	2nd (3-1)	NCAA (2-2)
	Totals	201-110	.646	82-68		5-9	5 (12-11)
19 yrs.	Career Totals	786-350	.692	216-138	.610	28-14 (.667)	25-18 (.581)





22

Todd Butler
Recruiting Coordinator
Hitting/Outfield
3rd Season

Personal File

Date of Birth:	July 23, 1966
Wife:	Melissa
Children:	Caitlyn and Kendyll
Alma Mater:	McNeese State • 1991
Head Coaching Experience:	McNeese State • 2001-2003
Assistant Coaching Experience:	Arkansas • July 2005-present
	Alabama • 2004-05
	Alabama • 1995-2000
	McNeese State • 1993-94
	Blinn (Texas) Junior College • 1992
Student Assistant:	McNeese State • 1990-91
Playing Experience:	Burlington N.C. (Indians) • 1988
	Waterloo, Iowa (Indians) • 1988
	Oklahoma • 1987-88
	McNeese State • 1985-86

Todd Butler was the first and only choice to fill Arkansas' vacant assistant coaching position on July 1, 2005.

Butler, 41, is widely considered one of the nation's top recruiters and hitting instructors and is in his third season with the Razorbacks.

He serves as the Razorbacks' hitting instructor and outfielders coach, while also coordinating Arkansas' recruiting efforts.

His offensive philosophy brings a more aggressive approach to hitting for power, which complements the Hogs' team speed. That formula helped Arkansas capture the 2007 SEC Western Division title and advance to the championship of the SEC Tournament Championship Game.

Arkansas has hosted an NCAA Regional in both of Butler's years in Cardinal and White. During his 15-year Division-I coaching career, Butler has helped lead 11 teams to the NCAA Tournament while making three appearances in the College World Series, including a runner-up finish in 1997.

His 2007 Hogs connected for 75 home runs, which was the third-highest total in school history. Arkansas also scored the seventh-most runs all-time last season with 481, ranked sixth in RBI with 433, finished seventh all-time in doubles with 135 and drew the ninth-most walks with 288.

His tutelage of Danny Hamblin during the 2006 and 2007 seasons produced some of the biggest single-season home run totals ever for a Razorback. Hamblin connected for 17 home runs as a junior, after hitting just 18 in his first two seasons. He then slammed 22 home runs as a senior in 2007, the second-highest total in school history. Hamblin finished his Arkansas career as the all-time leader in home runs with 57.

Logan Forsythe and Casey Coon also flourished under his guidance last season. Forsythe transformed himself from a .189 batter as a freshman in 2006 into the Hogs' top hitter (.347) last season. He led the team with 16 doubles and 18 stolen bases while driving in a career-best 55 runs and hitting nine home runs.

Coon exploded during his first year in the program with 71 RBI that ranked third in the SEC and was tied for the eighth all time at Arkansas. He also hit nine home runs with 13 doubles and a .425 on-base percentage.

The Razorbacks hammered 64 home runs in just 60 games in 2006, which is now tied for the seventh-most in a single season in school history and at the time was the most since the Hogs set the school record of 84 in 1999.

Butler has had seven players taken in the Major League Baseball Draft during his two years in Fayetteville. That includes Hamblin who was been drafted twice by the Oakland Athletics.

Before coaching his first game in an Arkansas uniform, he secured one of the deepest recruiting classes in the country and possibly the most talented in the history of the Arkansas baseball program during the fall of 2005. The class was ranked 10th nationally by Baseball America and featured the nation's top junior college group.

After just one year on the field for the Hogs, that collection of players has already seen two players drafted in the second round of the 2007 Major League Baseball Draft (RHP, Duke Welker, 68th overall to Pittsburgh and RHP, Jess Todd, 82nd overall to St. Louis.). The class is also the foundation for a talented 2008 Arkansas baseball squad.

Butler followed with another outstanding class in the fall of 2006, his second recruiting class for the Razorbacks. The freshman dominated group was once again ranked 10th nationally by Baseball America and includes some of the top young arms and gifted hitters in the country. Arkansas managed to lure six players away from the MLB Draft and onto the University of Arkansas campus in this class.

In 15 years as a Division-I assistant or head coach, Butler has con-



The Butler's (L to R): Todd, Kendyll, Melissa and Caitlyn



structed seven recruiting class ranked in the top 10 nationally.

Another top 10 recruiting may be in the works for Butler after signing four players ranked among the Baseball America Top 100 in the fall of 2007 for the 2009 season. The Razorbacks' 15-man class came from 11 different states, stretching from California in the west to Michigan and Kentucky in the east.

One of the most experienced and talented assistant coaches in college baseball, Butler came to Fayetteville after two assistant coaching stints (eight total years) at the University of Alabama and three years as the head coach at his alma mater McNeese State.

In 2001, Butler took over as head coach at McNeese State in his hometown of Lake Charles, La., where he compiled a 90-83 (.520) overall record in three seasons. In his last season at McNeese State, he guided the Cowboys to the 2003 Southland Conference Tournament championship, their first in 10 years, and a berth in a NCAA Regional.

McNeese State captured its first Southland Conference Tournament Championship in 10 years in 2003 under Butler's guidance with a convincing run through the tournament.

The win secured the fourth NCAA Regional bid in school history. The NCAA selection committee sent the Cowboys to the Houston Regional at Rice's Reckling Park. Butler's McNeese State team gave eventual national champion Rice all they could handle before falling to the Owls, 3-2, in 10 innings. Ole Miss eliminated the Cowboys from the 64-team field the following day.

Butler served as the hitting instructor and outfielders coach during his first stint with the Crimson Tide from 1995-2000. He helped guide Alabama to six NCAA Regional appearances as well as three trips to the College World Series in 1996, 1997 and 1999. The Tide advanced to the SEC Tournament in all six of those seasons, claiming the SEC Tournament title in 1995, 1996, 1997 and 1999.

Butler also earned his reputation as one of the country's top recruiters during those first six years at Alabama. He helped the Crimson Tide land some of the nation's top talent as Alabama recorded three-consecutive top 10 recruiting classes. The Tide's 1999 freshman class was ranked as the fourth-best in the country and still ranks as the highest ranked classes in school history.

Under Butler's leadership the Crimson Tide became one of the most



feared offensive clubs in America. Alabama's 1997 team led the NCAA in four offensive categories, including home runs (160), runs scored (679), total hits (860) and total bases (1,571).

In addition, the Crimson Tide won the NCAA statistical championship for highest slugging percentage (.621), eclipsing the previous school record (.521 in 1983) by 100 points.

Butler returned to Alabama as an assistant baseball coach on June 26, 2003. He spent the 2004 and 2005 seasons on the Tide staff as the recruiting coordinator, hitting instructor and infield coach, while also coaching first base.

He continued to showcase his ability to sign some of the top recruiting classes in the country upon his return to the Alabama bench. Alabama's 2005 freshman class was rated 10th in the fall of 2004 in Baseball America's Dandy Dozen College recruiting classes.

Prior to his first coaching stint at Alabama, Butler served as an assistant coach at McNeese State (1993-94) under Tony Robichaux, now the head coach at Louisiana-Lafayette. Before returning to his alma mater, he was an assistant coach at Blinn Junior College in Brenham, Texas, in 1992, where he helped the Buccaneers advance to the NJCAA World Series.

Butler was a student-assistant coach at McNeese State, where he earned his bachelor's degree in liberal studies in 1991.

He spent two summers coaching in the Alaska Baseball League. His first stint in Alaska was as an assistant coaching job in 1991 with the Kenai Peninsula Oilers, helping them to the NBC World Series. He then coached for the Anchorage Glacier Pilots in 1992.

Butler was born on July 23, 1966, in Alexandria, La., and is married to the former Melissa Borrel. The couple has two daughters, Caitlyn (10) and Kendyll (5).





31

Dave Jorn
Pitching Coach
12th Season

Personal File

Date of Birth:	Oct. 2, 1954
Wife:	Melinda
Children:	Christina; Molly and Maggie
Alma Mater:	Southeast Missouri State • 1981
Head Coaching Experience:	Staten Island Yankees - A (Yankees) • 2001 South Bend Silver Hawks - A (Diamondbacks) • 2000
Assistant Coaching Experience:	Arkansas • 2003-present New York Yankees Scout • 2001-02 South Bend Silver Hawks - A (Diamondbacks) • 1999-2000 Lethbridge, Alberta- R (Diamondbacks) • 1998 Columbia Bombers - A (Mets) • 1997 Kingsport Mets - A (Mets) • 1995-96 Columbia Bombers - A (Mets) • 1993-94 Albany Yankees - AA (Yankees) • 1991-92 Greensboro Bats - A (Yankees) • 1990 Prince William Cannons - A (Yankees) • 1989 Arkansas • 1983-88 Lurleen B. Wallace (Ala.) Junior College • 1982
Playing Experience:	Springfield (Ill.) - AAA (Cardinals) • 1981 Little Rock (Ark.) - AA (Cardinals) • 1980 St. Petersburg (Fla.) - A (Cardinals) • 1978-79 Gastonia (N.C.) - A (Cardinals) • 1977 Sarasota (Fla.) - R (Cardinals) • 1976

Dave Jorn has made a profound and lasting effect on the University of Arkansas baseball program entering his 12th season as the Razorbacks' pitching coach.

Beginning his sixth year under head coach Dave Van Horn, Jorn's unmistakable impact on the Razorback baseball program can not only be seen on the pitcher's mound but in the locker room and on the draft boards of every Major League Baseball team.

During two assistant coaching stints in Fayetteville, Jorn has been a part of 469 wins, three trips to the College World Series and 10 NCAA tournament berths.

In addition, the Hogs have enjoyed seven 40-win seasons, two 50-win campaigns and his Razorback pitchers have tossed five no-hit games.

Jorn returned to Arkansas in 2003 after spending six years with the Razorbacks in the same capacity from 1983-88 under legendary UA head coach Norm DeBriyn. In his second tour of duty with the Razorbacks, he has revived Arkansas' pitching fortunes once again.

Jorn's 2007 starting rotation was possibly the best three-man rotation in college baseball and one of the best in school history. Nick Schmidt, who garnered All-America honors for the second-consecutive season, anchored a rotation that included junior college transfers Jess Todd and Duke Welker. The trio combined for 27 wins, 315 innings, a .217 opponent batting average and 319 strikeouts.

Under Jorn's guidance, Schmidt finished his three-year Razorback career as one of the most-decorated players to ever don an Arkansas uniform. His 11-3 record and career-low 2.69 ERA in 2007 cumulated a career that produced a 28-8 record, 2.83 ERA and a school record 345 strikeouts.

Schmidt was drafted in the first round of the 2007 Major League Baseball Draft by the San Diego Padres with the 23rd overall selection. He became the first Razorback to be drafted in the first round since 1999 and just the fourth first-rounder in school history.


Jorn's trio of starting pitchers were all selected by the 82nd overall pick in the second round of the 2007 MLB Draft. Welker went with the 68th pick to the Pittsburgh Pirates while Todd was taken No. 82 by the St. Louis Cardinals.

Both Schmidt and Todd were first-team All-SEC selections by league coaches. Todd also earned second-team All-American honors with a 9-3 record, two saves, two complete games and 128 strikeouts that tied for the third-most in a single season in school history.

Jorn's 2007 staff became just the third Arkansas pitching staff in the last 16 years to have an ERA below 4.00. All three of those teams have been under the guidance of Jorn, including the 2004 staff that posted a 3.87 ERA and the 2006.

The Hogs' 2007 pitchers recorded a school record 565 strikeouts in 569 innings of work for 8.9 strikeouts per nine innings that ranked fifth nationally. The staff also garnered a 2.58 strikeout-to-walk ratio and held opponents to a .249 batting average. The 2006 staff, led by Schmidt, posted the 12th-best team ERA (3.64) in school history. It was the lowest ERA in 15 years. The last Hogs' staff to post a better ERA was the 1991 team that had a 3.59 ERA.

Schmidt finished 9-3 with 145 strikeouts and was named the Southeastern Conference Pitcher of the Year by league coaches. The 145 strikeouts were also the second-most in a single season in Arkansas history. Jorn also molded lefty Devin Collis into one of the league's top closers, finishing with nine saves. Shaun Seibert also came into his own under Jorn's guidance, posting a 2.79 ERA that



The Jorn Family (L to R): Maggie, Dave, Melinda and Molly



ARKANSAS



ranked second in the SEC.

In 2005, Arkansas posted a 4.05 ERA and rode the strong arms of Charley Boyce and freshman All-American Schmidt to 39 wins and a NCAA Regional berth.

Schmidt established himself as the staff ace and Friday night starter right out of the gate. He finished with an 8-2 record and a 2.80 ERA in 99.2 innings of work. He earned wins against some of the toughest competition the Razorbacks faced, including eventual national champions Texas and national runner-up Florida. Boyce proved to be the workhorse of the staff, throwing the second-most innings in a season by any Arkansas pitcher with 122.1. He also led the nation in decisions as the hard-luck hurler went 11-10 with a 3.53 ERA and two saves. Freshman Shaun Seibert joined Schmidt as a Collegiate Baseball Freshman All-American after a 5-3 season with a 3.60 ERA.

In 2004, the Hogs claimed a share of the SEC overall title and advanced to the College World Series for the first time in 15 seasons. Under Jorn's guidance, Razorback hurlers posted the lowest team ERA since 1991 with a 3.87 mark. Jorn helped Boyce post a 10-3 record and a 3.20 ERA in 2004, while part-time starter Jay Sawatski also posted a 10-3 record with a 3.38 ERA. The Hogs' bullpen was equally effective under Jorn's instruction in 2004 as the relievers recorded a 3.72 ERA with a 25-11 record and 16 saves, one shy of tying the team record of 17.

In 2003, Jorn's impact was also substantial. Arkansas pitchers recorded the team's lowest ERA since 1991 with a 4.08 mark and allowed the fewest walks in more than two decades. The 2003 staff surrendered just 111 walks, marking the fourth-lowest total in team history. Only the 1970 (106), 1971 (108) and 1973 (107) teams allowed fewer walks. In addition, the Hogs' surrendered just 293 runs, the lowest mark since 1993.

Jorn first served as the Hogs' pitching coach from 1983-88. During Jorn's time on DeBry'n's

staff, Arkansas posted a record of 268-108 (.713), competed in five NCAA Regionals and earned trips to the 1985 and the 1987 College World Series.

Six different Razorback pitchers earned All-Southwest Conference honors during that span including Kevin Campbell ('84), Tim Deitz ('85), Bobby Edwards ('87, '88), Fred Farwell ('85), Steve Parker ('86) and Tim Peters ('87).

Van Horn and Jorn coached together on the UA staff from 1985-88. Van Horn was a graduate assistant while Jorn was in the midst of his first stint as UA's pitching coach.

Jorn left the Razorback program in January of 1989 to work in player development in the New York Yankees' minor league system. He was the pitching coach at Class-A Prince William, Va., in the Carolina League in 1989, helping the Cannons to a league title. Jorn then served in the same position in the Class-A South Atlantic League in Greensboro, N.C., in 1990. He then spent two years (1991-92) as the pitching coach at the Yankees' Class-AA affiliate in Albany, N.Y., helping them to a league championship in 1991.

He joined the New York Mets' organization in 1993 and worked with their Class-A South Atlantic League affiliate in Columbia, S.C., in 1993-94. Jorn transferred to Kingsport, Tenn., to serve as pitching coach for the Mets in the Class-A rookie league from 1995-96, winning a league title in 1996. He then returned to Columbia, S.C., for the 1997 season.

In 1998, he was hired by the Arizona Diamondbacks and worked as the pitching coach in Lethbridge, Ontario, Canada, in the organization's short season Class-A league club in the Pioneer League.

Jorn spent the next two seasons (1999-2000) with the Diamondbacks' Class-A Midwest League affiliate in South Bend, Ind. He served as the pitching coach in 1999 before being elevated to the role of manager in 2000.

Jorn rejoined the Yankees' organization in 2001 as a scout covering the Midwest. He was responsible for scouting in the states of Arkansas, Kansas, Missouri, Nebraska, North Dakota and South Dakota.

Following the 2001 draft, he managed the Yankees' Class-A short season team playing in the New York-Penn League in Staten Island, N.Y.

Prior to his initial tenure at Arkansas, he was the pitching coach at Lurleen B. Wallace (Ala.) Junior College for one season.

Jorn and Melinda Gatling were married in April 2007. They have two daughters, Molly Gatling (22) and Maggie Gatling (15). Jorn also has a daughter, Christina, and twin grandchildren Kellen and Alexis (5).





Clay Goodwin Director of Baseball Operations First Season

Personal File

Date of Birth:	October 1, 1981
Wife:	Jill
Alma Mater:	Arkansas • 2005
Director of Baseball Operations	Arkansas • Aug. 2007-present
Coaching Experience:	Arkansas • Aug. 2005-June 2006
Playing Experience	Arkansas • 2002-05

The Razorbacks' cornerstone at third base from 2002-05, Clay Goodwin begins first season as Arkansas' Director of Baseball Operations for head coach Dave Van Horn and his seventh season in Cardinal and White.

Goodwin coordinates all aspects of the Razorbacks' baseball program, working closely with head coach Dave Van Horn and assistants Todd Butler and Dave Jorn.

He helps coordinate recruiting with Butler and serves as an on-campus recruiting official. Goodwin also liaisons with the compliance office to coordinate official and unofficial visits. He assists Kelly Moore in organizing team travel and is a liaison with athletic department administration. Goodwin is also in charge of ordering inventory of all equipment needs.

Goodwin spent the 2006 season as the Diamond Hogs' fifth-year student assistant coach. He assisted the UA coaching staff in running practices, day-to-day administrative duties and on game days. He helped hitting coach Todd Butler with hitting instruction while assisting with the Hogs' infield. He then served as a manager for Arkansas during the 2007 season.

Goodwin's name is littered throughout the Arkansas record book. The outstanding defensive third baseman was also known to have an effective

bat. He finished his Razorback career with a .297 average, 49 doubles, 12 home runs and 127 RBI. At the end of his four years he ranked eighth in career at bats (750), tied for ninth in career hits (223) and tied for fifth in career singles (157). Goodwin appeared in 202 games as a Razorback, making 193 career starts.

He hit a team-best .332 as a sophomore and followed that with a team-leading .319 average as a junior. His run production spiked as a senior with a career-best five home runs, 17 doubles and 42 RBI. He also finished his career with a .934 fielding percentage at third base and 408 assists.

Goodwin was born on Oct. 1, 1981 and graduated from the University of Arkansas in May of 2005 with a degree in kinesiology. He completed his master's degree in the fall of 2006 at the University of Arkansas in workforce development. Goodwin is married to the former Jill Johnson.



The Goodwin Family (L to R): Clay and Jill



55 Brad Welker Volunteer Assistant Catchers/Hitting First Season

Personal File

Date of Birth:	Nov. 19, 1980
Alma Mater:	Gonzaga • 2004
Assistant Coaching Experience:	Seminole [Okla.] State College • 2005-06 Dallas Baptist (Volunteer) • 2007
Playing Experience:	Gonzaga • 2004-06

Brad Welker begins his first year as a volunteer assistant coach with Arkansas after spending the 2007 season in the same position at Dallas Baptist University.

Welker will assist with the UA hitters as well as coaching the Hogs' catchers. He also serves as the Razorbacks' first base coach and helps to organize and run daily practice sessions.

The 2008 season will mark Welker's fourth in collegiate coaching. He joined the Diamond Hogs' staff in July of 2007 after serving as a

volunteer assistant coach at Dallas Baptist during for the 2007 season. Welker worked with the outfielders and hitters during his one season with the Patriots.

He began his coaching career at Seminole [Okla.] State College in 2005 and 2006. At Seminole State he coached the hitters and infielders. He also recruited for Trojans while helping 19 players get drafted during his two years at SSC.

Welker was a four-year letterman at Gonzaga (2000, 02-04) as a middle infielder for the Bulldogs. He was a career .275 hitter while also pitching 22.1 innings for Gonzaga as a sophomore in 2002. He turned in his best season as a senior in 2004 with a .286 overall batting average with six doubles and 17 RBI, including a .386 average in West Coast Conference games.

He graduated from Gonzaga in 2004 with a bachelor's degree in history. He then earned his master's in secondary education and sports administration from East Central [Okla.] University in 2006.

Welker is the older brother of former Arkansas hurler Duke Welker, who went 7-5 for Arkansas in 2007 and was drafted in the second round by the Pittsburgh Pirates with the No. 68 overall pick in last year's MLB Draft.

Brad was born Nov. 19, 1980. He is the son of John and Jill Welker. His mother, Jill, was an All-American gymnast at the University of Washington and Seattle Pacific University. His father, John, played basketball and baseball at Gonzaga. His older brother, Kris, played baseball at the University of Iowa and then in the Chicago White Sox organization.



14
Stephen Robison
Fifth-Year Student
Assistant
First Season

Former Razorback outfielder Stephen Robison joins the Arkansas coaching staff for the 2008 season as the fifth-year student assistant for head coach Dave Van Horn.

Robison will assist Van Horn and hitting and outfield coach Todd Butler with instruction of the Hogs' offense and outfield play. Robison will help setup and run practices. He also assists UA Director of

Baseball Operations Clay Goodwin with day-to-day administrative duties and will be in uniform on game days.

Robison, an outfielder and sometimes second baseman was a four-year letterman for the Razorbacks from 2004-07. He was known for his blazing speed and tremendous defensive abilities that included spectacular catches and a strong arm. Robison was a .220 lifetime hitter with 20 stolen bases in 22 attempts. He connected for five career home runs and 27 RBI.

Robison turned in his best season as a junior in 2006 with a .278 batting average, five doubles, a triple, two home runs and 12 RBI. He played in 46 games, making 21 starts between the outfield and second base. Robison posted a .408 on-base percentage while slugging a career-best .443 with 16 walks and a career-high eight stolen bases.

Robison was born Dec. 16, 1984. He is the son of Vickie and Mike Robison. He is slated to graduate from the University of Arkansas in May of 2008 with a degree in kinesiology and minor in general business. Robison is engaged to Kayla Robinson and the couple plan to be married on Jan. 10, 2009.

Razorback Baseball Support Staff



Kelly Moore
Secretary/
Camp Coordinator
Fifth Year

Kelly Moore is in her fifth year working for Coach Dave Van Horn in the Arkansas Baseball Office and her seventh year working for the University of Arkansas Athletic Department.

Her duties include travel and equipment budget, coordinating team travel, recruiting databases and day to day operations of the baseball office.

A native of Fort Smith, Ark., she also is the coordinator for the Dave Van Horn Razorback Baseball Camps.

Born August 10, 1978, she holds a bachelors degree in adult education from the University of Arkansas and is married to Max Moore, a native of Fayetteville, Ark. The couple have one son, Maddux, seven months.



Zac Bottoms
Manager



Josh Clarke
Graduate Assistant Athletic
Trainer / Baseball



Luke Davis
Turf Manager / Baum
Stadium



Cole Gordon
Manager



Trey Holloway
Academic Assistant

Game Day Support Staff



Pat Kelly
Public Address Announcer



Kurtis Mason
Marketing Assistant/Asst.
Game Operations



John Phillips
Head Usher/
Baum Stadium



Curtis Yates
Head Usher/
Baum Stadium



BASEBALL

Razorback Diamond Dolls



Debbie Walker
Coordinator



Sarah Maland
Asst. Coordinator

Under the supervision of Debbie Walker and Sarah Maland, the University of Arkansas Diamond Dolls are a select group of young women who devote countless hours to the Razorback baseball program. The Diamond Dolls' duties include selling scorecards, assisting with on-field promotions and serving as bat girls.



Gina Bailey



Jourdan Benton



Eryn Blatt



Haley Burkert



Andrea Coker



Jordan Douglas



McKenzi Ellis



Molly Gatling



Kelsey Gray



Amanda Hobbs



Megan Huslig



Bethany Hutchins



Erica Kenney



Sara Laughinghouse



Casey Nowell



Kristen Privett



Jodie Pufall



Johanna Sawatski



Rachel Schwartz



Mia Vaughn



COACHES & STAFF





Razorback RBI Girls

The RBI Girls have entertained Razorback baseball fans since 1997. The squad performs dance routines and leads cheers on the dugouts prior to all home games and between innings. They have become an integral part of the game day experience at Baum Stadium.



Mary Bentley



Katy Fink



Kathryn Fiser



Trista Gross



Meghan Hodge



Jordan Johannsen



Erin Jones



Molly Mathias



Michelle Pope



Kaitlin Sadler



Erika Schiff



Olivia Shipman



Rachel Smithson



Amber Wesson





Players



ARKANSAS



7

Casey Coon

Outfielder

5-11 • 202 • Jr. • R/R

Las Vegas, Nev.

Silverado HS / CC of Southern Nevada



Career Highs

Category	Highs	Opponent (last time)	Date
At Bats:	6	two times (at Kentucky)	March 17, 2007
Hits:	4	Wisconsin-Milwaukee	Feb. 18, 2007
RBI:	5	four times (at Alabama)	May 13, 2007
Runs scored:	4	at Centenary	March 21, 2007
Home runs:	2	two time (at Centenary)	March 21, 2007
Walks:	3	two times (Ole Miss)	May 18, 2007
Stolen bases:	1	seven times (Creighton)	June 3, 2007
Strikeouts:	4	two times (Vanderbilt)	March 23, 2007

2008 Outlook

Casey Coon will be the Razorbacks starting left fielder entering the 2008 season after leading the team with 71 RBI last season ... the clutch hitter turned down several opportunities to be drafted in the 2007 Major League Baseball Draft and returned to Fayetteville for his second season with the Hogs ... listed as a junior again in 2008 after receiving his medical redshirt from his freshman season at the Community College of Southern Nevada where numerous injuries forced him to miss almost all of the 2005 season ... Coon is a candidate for all-conference and All-

America honors in 2008 ... earned Scenic West Athletic Conference Player of the Year honors as a redshirt freshman at CCSN ... has good power at the plate and speed to be a threat on the base paths ... possesses excellent hands, good range in the outfield and an extremely strong arm ... registered a team-high seven outfield assists last season in 48 games in the outfield ... played for the Y-D Red Sox during the final half of the Cape Cod League in the summer of 2007, hitting .462 (6 for 13) as the team captured the Cape Cod League championship.

Sophomore (2007)

Coon was an RBI machine during his first season in Fayetteville as he led the team with 71 runs batted in ... ranked third in the SEC in RBI while his single-season total ranks tied for eighth in school history ... ranked 29th nationally in RBI per game at 1.15 ... hit .319 with runners in scoring position ... made the switch from the infield to left field in the 17th game of the 2007 season and flourished both offensively and defensively ... finished with the second-highest batting average on the team at .312 while connecting for nine home runs and 13 doubles ... posted a .485 slugging percentage and was second on the team with a .431 on-base percentage ... stole seven bases in eight attempts ... his 21 hit by pitches rank as the second-most in a single season in school history and led the SEC ... he also ranked 30th in the NCAA in hit by pitchers per game at .34 ... led the team in multiple-RBI games with 18, including four games of three RBI, two games with four RBI and four games with five RBI ... was second on the team in multiple-hit games with 21, including five three hit games and a four-hit game ... made his first appearance in the UA lineup at second base on Feb. 3 at Louisiana Tech and went 3 for 3 with two doubles and two RBI ... then followed that with a 1 for 3 game against the Bulldogs with two RBI on Feb. 4 ... all three of his hits in the Troy series were home runs, driving in seven runs and scoring five ... connected for two of those home runs on Feb. 9 vs. Troy for his first of two multiple-home run games ... went 4 for 4 in the series opener vs. Wisconsin-Milwaukee with a career-high five RBI ... batted .429 for the

series with eight RBI ... doubled, scored and had a RBI on Feb. 23 vs. Illinois State and then followed that with a 2-for-4 game on Feb. 24 vs. the Redbirds ... hit an impressive .455 (5 for 11) in three games at the Dairy Queen Classic and drove in two runs in each of the first two games with doubles against Ole Miss and Minnesota ... busted out of a 3-for-23 slump at Centenary on March 21, going 3 for 4 with his second-multiple home run game of the season and five RBI ... was 3 for 11 in the Vanderbilt series with a double ... was hit by two pitches and drew a walk against the Commodores ... Coon did not start for the first time since the opening weekend of the season at ORU on March 27 with a sore knee, but he did go 1 for 1 with a ninth-inning single as a pinch hitter ... he drove in four runs in three starts in left field as the Hogs swept Tennessee in Knoxville for the first time in school history ... also drew five walks against the Volunteers ... went 4 for 9 in two games against Northern Colorado with five runs scored, a double and three RBI ... was 4 for 11 in the Florida series with a RBI and three runs scored, including 2-for-4 efforts in games one and three of the series ... snapped out of an 0-for-9 slump on April 25 with a first-inning grand

RETURNING RAZORBACKS





slam that carried Arkansas to a 10-2 win over No. 10 Wichita State ... followed that up with his seventh home run on April 27 at Auburn as he went 5 for 11 against the Tigers with four RBI ... was 3 for 4 with a career-high tying five RBI on May 4 vs. LSU ... had a three-RBI double and stole a base against the Tigers ... hit .444 with two home runs and six RBI in three games at Alabama, while slugging 1.111 and posting a .643 on-base percentage after drawing two walks and getting hit by three pitches ... posted his fourth five-RBI game of the season with a three-run home run and a two-RBI single on May 12 against the Crimson Tide ... followed that with his ninth home run of the season in the finale on Sunday on a long solo home run to left-center field ... was 2 for 3 with a RBI on May 18 as the Razorbacks clinched the SEC Western Division title with a 4-3 win over Ole Miss in 10 innings. **SEC Tournament:** Coon was 5 for 13 (.385) in the four games in Hoover at the SEC Tournament ... was 3 for 3 with a RBI and two runs scored on May 24 vs. No. 9 South Carolina and 1 for 3 vs. Vanderbilt in the championship game with a RBI ... he also stole two bases and was hit by three pitches ... was selected to the All-Tournament team in the outfield. **NCAA Fayetteville Regional:** Coon's .316 average in the Fayetteville Regional was the second-highest on the team ... went 6 for 19 in the four games with an RBI and a stolen base ... collected at least one hit in all four games ... was 2 for 5 vs. Albany in the opener and then followed that with a 2-for-4 game vs. Oklahoma State on June 2, driving in his only run of the regional ... went 1 for 5 in each of the final two games on June 3 vs. Creighton and Oklahoma State.

Community College of Southern Nevada (2005-06)
Coon exploded onto the junior college scene as a sophomore in 2006

under the guidance of head coach Tim Chambers. **Redshirt Freshman (2006):** Coon batted .368 and finished second in the wood bat SWAC ... he swiped 29 bases, scored 36 runs and posted a .435 on-base percentage in 57 games ... collected 69 total hits to rank second in the conference ... had 13 doubles, three triples and three home runs while driving in 31 runs for the Coyotes ... fielded .929 at shortstop with just 15 errors in 211 chances (118 assists and 78 putouts) ... walked 12 times and struck out just 18 times ... named the SWAC MVP and first-team all-conference as well as earning All-America honors. **Redshirt (2005):** Coon missed most of the 2005 season at CCSN after numerous injuries almost derailed his baseball career, including shoulder surgery, a broken nose and an appendicitis.

Silverado High School

Coon was a standout prepster at Silverado High School in Las Vegas, Nev., for head coach Brian Whitaker. **Senior (2004):** A broken wrist limited Coon's playing time as a senior ... batted .451 with six home runs in limited action. **Junior (2003):** Coon earned all-Nevada recognition at shortstop after hitting .440 with six home runs, 15 stolen bases and 45 RBI ... was named first-team all-conference, as well as Silverado's MVP and team captain.

Personal

Casey is the son of Doug and Darcy Coon ... has three sisters, Jamie, Stacie and Katie, and one brother, Tyler ... enjoys hunting and fishing ... majoring in sociology and criminal justice ... choose Arkansas over Georgia, Arizona State, Oregon State, TCU, Rice and San Diego State.



Coon's Career Statistics

Year	BA	G-GS	AB	R	H	2B	3B	HR	RBI	TB	SLG%	SB-SBA	SO	BB	HBP	SF	SH	OB%	PO	A	E	FLD
2007	.312	62-61	231	43	72	13	0	9	71	112	.485	7-8	45	29	21	6	1	.425	83	21	8	.929
Total	.312	62-61	231	43	72	13	0	9	71	112	.485	7-8	45	29	21	6	1	.425	83	21	8	.929

RETURNING RAZORBACKS

2008 SEASON





ARKANSAS



48

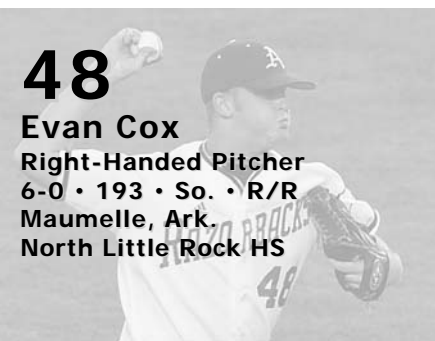
Evan Cox

Right-Handed Pitcher

6-0 • 193 • So. • R/R

Maumelle, Ark.

North Little Rock HS



Career Highs

Category	Highs	Opponent (last time)	Date
Innings Pitched:	3.0	two times (Albany)	June 1, 2007
Hits:	4	Northern Colorado	April 4, 2007
Runs:	3	Illinois State	Feb. 25, 2007
Earned Runs:	3	Illinois State	Feb. 25, 2007
Walks:	1	four times (Albany)	June 1, 2007
Strikeouts:	5	Northern Colorado	April 4, 2007

2008 Outlook

Evan Cox is a hard-nosed baseball player who will play a prominent role in the Hogs' bullpen ... could serve as a closer or a right-handed setup man ... has a deceptive delivery, an excellent fastball between 88-92 mph with good run ... also features a slider, changeup and split-finger fastball ... pitched 12.1 innings in nine appearances out of the bullpen as a freshman in 2007 ... possesses excellent control with 16 strikeouts and just four walks last season ... his development will be important to the backend of the Razorbacks' bullpen.

Freshman (2007)

Cox did not record a decision in nine appearances as a freshman but recorded two saves in two opportunities ... he fanned an impressive 16 hitters in just 12.1 innings in 2007 with just four walks and a .260 oppo-

nent batting average ... his 4.0/1 strikeout-to-walk ratio was the third-best on the team ... retired the first batter he faced in seven-of-nine appearances ... Cox made his first appearance against Illinois State on Feb. 25, allowing three runs on two hits with a walk ... then earned his first career save vs. Northern Colorado on April 4, allowing two runs on four hits with a career-high five strikeouts in three innings of work ... pitched two-scoreless innings at Missouri State on April 18 with three strikeouts ... worked 1.1 innings in the Razorbacks' win over No. 10 Wichita State where he allowed one run on two hits with three of the four outs he recorded were by strikeout ... fanned the only batter he faced to close out the top of the ninth inning vs. LSU on May 6 ... allowed one run on one hit in one-third of an inning at Alabama on May 13 ... also issued his second walk of the season ... worked one-scoreless inning with a walk and a strikeout vs. Ole Miss on May 19. **SEC Tournament:** Cox did not see action. **NCAA Fayetteville Regional:** Cox made two appearances in the Fayetteville Regional ... notched his second save of the season in the opener by hurling the final three innings against Albany, surrendering just one hit and striking out two ... allowed two runs on two hits in one-third of an inning vs. Oklahoma State on June 3.

North Little Rock High School

Cox was named to the 2005 and 2006 Arkansas Democrat-Gazette All-Arkansas team ... played for Randy Sandefur at North Little Rock High School ... played for the West Team in the 2006 High School All-American Baseball Game ... a three-time all-conference selection. **Senior (2006):** Cox posted a 6-1 record with a 2.01 ERA and 65 strikeouts ... was an all-state and all-conference selection. **Junior (2005):** He earned all-state and all-conference honors, helping North Little Rock to the first round of the state tournament. **Sophomore (2004):** Cox was named the MVP of the 2004 5A State Tournament as North Little Rock won the state championship.

Personal

Evan is the son of Jeff and Kathy Cox ... has two brothers, Chad and Dean, and one sister, Collette ... majoring in business at the University of Arkansas ... chose Arkansas over Ole Miss.

RETURNING RAZORBACKS



Cox's Career Statistics

Year	W-L	ERA	Sv	G-GS	CG	SH	IP	H	R	ER	BB	SO	2B	3B	HR	BF	Avg	WP	HBP	PO	A	E	Fld.
2007	0-0	6.57	2	9-0	0	0	12.1	13	9	9	4	16	3	2	2	57	.260	1	3	0	2	0	1.000
Total	0-0	6.57	2	9-0	0	0	12.1	13	9	9	4	16	3	2	2	57	.260	1	3	0	2	0	1.000





11

Logan Forsythe
Third Baseman
6-1 • 208 • Jr. • R/R
Memphis, Tenn.
Christian Brothers HS

Career Highs

Category	Highs	Opponent (last time)	Date
At Bats:	6	three times (at Auburn)	April 29, 2007
Hits:	4	two times (Ole Miss)	May 17, 2007
RBI:	6	Florida	April 15, 2007
Runs scored:	3	four times (Vanderbilt)	March 23, 2007
Home runs:	1	12 times (Albany)	June 1, 2007
Walks:	3	at Kentucky	March 18, 2007
Stolen bases:	4	Ole Miss	May 19, 2007
Strikeouts:	4	Tennessee	April 2, 2006

2008 Outlook

Logan Forsythe's development from his freshman season (2006) to his sophomore season (2007) was dramatic ... a .189 hitter as a freshman turned into a .347 hitter as a sophomore ... always known for his slick-fielding glove at third base and strong arm, Forsythe enters the 2008 season as one of the top players in the Southeastern Conference ... a third-team pre-season All-American by PingBaseball.com ... selected to play for Team USA over the summer of 2007, Forsythe was a integral piece to the American's lineup that finished with a silver medal in the Pan Am Games and a bronze medal at the World Port Tournament ... he batted .309 for the summer, including a tournament-leading .625 (10 for 16) mark at the Pan Am Games ... also collected six doubles, a home run, 16 RBI and six stolen bases ... produced a .980 fielding percentage for Team USA while playing all over the field for the Americas, including left field, second base, third base and shortstop ... injured a foot late in the Team USA season but is expected to be 100 percent by the start of the season ... a versatile, athletic player who has proven to possesses five-solid tools ... 6.7 runner who has good instincts on the base paths, an outstanding eye and patience at the plate.

Sophomore (2007)

Forsythe's 2007 season was impressive considering he did not lock down the starting job at third base until the middle of February ... successfully produced one of the most impressive turnarounds on head coach Dave Van Horn's watch from a .189 hitter as a freshman to the Hogs' best hitter as a sophomore at .347 ... but it wasn't just the average that made him the most complete player on the Razorbacks' roster: he finished first in hits (78), doubles (16), stolen bases (18), triples (2) and on-base percentage (.431); second in runs scored (55), slugging percentage (.556), total bases (125) and sacrifice flies (5); third in home runs (9), RBI (55) and walks (31) ... at the same time he struck out just 30 times and was hit by six pitches ... Forsythe hit .329 (27 of 82) with runners in scoring position and had had two career-best 10-game hitting streaks last season ... hit in 47 of his last 59 games, including 26-of-30 SEC contests ... his numbers got even better in SEC play where he hit .374 (46 for 123) in 30 SEC contests with four home runs and 29 RBI, which ranked tied for eighth in the league ... the sophomore also led the team with 18 stolen bases, which ranked sixth in the SEC ... ranked second in the league in SEC play with 13 doubles, fourth in average at .374, third in hits (74), fifth in runs (31), eighth in on-base percentage (.438) ... also led the team with 22 multiple-hit games, including two four-hit games and ranked tied for third with 12 multiple-RBI games ... started two games

at third base at Troy, playing sparkling defense while going 3 for 9 (.333) at the plate ... was 2 for 5 with a RBI and a run scored on Feb. 10 vs. the Trojans ... started the first game of the UWM series and went 1 for 3 with an RBI while finishing the series 3 for 4 vs. the Panthers with two RBI ... made his first career start at catcher on Feb. 24 vs. Illinois State, hitting a home run in the first inning ... then started at third base on Feb. 25, going 1 for 4 with a home run and two RBI while scoring two runs ... also made a spectacular stop at third, laying out to his right and easily throwing the runner out at first ... started all three games of the Dairy Queen Classic - two at third base and one behind the plate, while batting .363 in Minneapolis with two RBI, a double and a run scored... Forsythe was 2 for 4 with an RBI and a run scored on March 10 and then 1 for 3 on March 11 vs. Kansas ... was 2 for 4 with a career-high tying three runs scored vs. ORU on March 13 ... went 4 for 12 (.333) at Kentucky with a three-run home run on March 16 vs. the Wildcats ... then collected three hits and two RBI at Centenary on March 21 ... was red-hot against top-ranked Vanderbilt, going 6 for 11 (.545) with four RBI, a home run and two doubles ... went 3 for 4 on March 23 vs. the Commodores with two hits off David Price - the No. 1 overall pick in the 2007 MLB Draft - and then connected for his fourth home run the following day ... was 3 for 6 with a home run and a double at Tennessee on April 1 and then cracked a three-run home run vs. Northern Colorado on April 3 ... produced a 5-for-13 weekend when Mississippi State came to town with a double, two runs scored and an RBI, including going 2 for 5 in the opening game of the series with a double and 2 for 3 with a walk in game two ... killed Florida pitching the following weekend with a .429 batting average (6 for 14), three doubles and eight RBI ... had career highs in hits (4) and RBI (6) in the series finale on April 15 vs. the Gators ... Forsythe went 0 for 9 in the first two games of the Georgia



RETURNING RAZORBACKS

series, it was the first SEC games of the season that he did not get a hit, but the junior rebounded with a 2-for-4 performance on Sunday with a RBI and a run scored to help the Hogs clinch the series ... batted .429 at Auburn with three doubles and four RBI in three games ... opened with a 2-for-4 outing on April 27 and then followed that up by going 1 for 4 with a double on April 27 and 3 for 6 in the finale with a double and a RBI as the Razorbacks won another road SEC series behind his leadership ... Forsythe was 2 for 4 on May 6 vs. LSU and finished the weekend with three hits and three runs scored against the Tigers ... he hit in all three games of the Alabama series, going 4 for 11 with three RBI and three runs scored, including his seventh home run on May 13 vs. the Crimson Tide ... Forsythe was 5 for 10 in the Ole Miss series, including a 4-for-4 night at the plate on May 17 with a double, triple and a RBI ... swiped a career-high four bases on May 19, which tied the school record that had been done four time previously. SEC Tournament: Forsythe hit .333 over four games in Hoover ... was 3 for 3 on May 24 vs. No. 9 South Carolina with a home run and four RBI and followed that with a 1-for-3 game vs. the Gamecocks on May 26. NCAA Fayetteville Regional: Forsythe batted .267 at the Fayetteville Regional with two multiple-hit games and five RBI ... was 2 for 4 in the opener against fourth-seeded Albany with three RBI, a walk and his ninth home run of the season ... after an 0 for 3 game vs. Oklahoma State, bounced back with two hits vs. Creighton on June 3 with a RBI and his second triple of the season.

Freshman (2006)

Forsythe came out of redshirt after fellow freshman James Ewing went down with a broken foot after the Florida series in the middle of March ... started 24 games in his rookie campaign at either second or third base ... hit .189 with a double and three home runs and nine

RBI ... turned in a breakout performance in the Alabama series with a game-winning RBI single in the 11th inning on May 5 in the series opener ... came back and went 2 for 4 with a career best four RBI and a triple on May 6 ... singled in his first two games as a Hog against Centenary on March 21-22 ... was 2 for 4 with a run scored vs. Georgia on March 25 ... connected on a 0-2 pitched against Wichita State for a solo home run that allowed Arkansas to take the game into extra innings and eventually get the win ... homered on March 31 in the opener of the Tennessee series, launching a solo shot to left in the bottom of the eighth inning ... went 1 for 3 with a solo home run in the loss to Missouri State on April 4 ... was 1 for 7 during the Vanderbilt series ... collected two hits in three at bats with a RBI and two runs scored against Kentucky on April 14 ... went 1 for 5 with a run scored on May 12 at Ole Miss and 1 for 4 on May 13 in Oxford. SEC Tournament: He did not see action in two games at the SEC Tournament in Hoover, Ala. NCAA Fayetteville Regional: Forsythe was 1 for 2 with a walk against Oklahoma State on June 4.

Christian Brothers High School

Forsythe played third base for head coach Buster Kelso at Christian Brothers High School ... led his team to a state championship in 2005 ... was a three-year starter at third base. Senior (2005): Forsythe batted .527 with 58 RBI, four home runs and 21 stolen bases ... also collected 16 doubles and 14 triples.

Personal

Logan is the son of John and Dana Forsythe ... has one brother, Blake, and one sister, Kelsey ... enjoys fishing ... mother, Dana, attended the University of Arkansas ... plans on majoring in kinesiology.



Forsythe's Career Statistics

Year	BA	G-GS	AB	R	H	2B	3B	HR	RBI	TB	SLG%	SB-SBA	SO	BB	HBP	SF	SH	OB%	PO	A	E	FLD
2006	.189	28-24	90	14	17	1	1	3	9	29	.322	0-1	29	9	5	0	1	.298	29	50	6	.929
2007	.347	67-58	225	55	78	16	2	9	55	125	.556	18-24	30	31	6	5	3	.431	61	77	11	.926
Total	.302	89-82	315	69	95	17	3	12	64	154	.489	18-25	59	40	11	5	4	.394	90	127	17	.927

BASEBALL



41
Thomas Hauskey
 Catcher
 5-11 • 193 • So. • R/R
 Springdale, Ark.
 Springdale HS

school record for sacrifices in a season with six ... named the team's defensive Player of the Year and earned all-conference honors on Springdale's conference championship team. **Sophomore (2003):** Hauskey started behind the plate and hit .339 with six doubles and 12 RBI.

Personal

Thomas is the son of James and Karen Hauskey ... has one sister, Jennifer, who has lettered two years in volleyball at Mississippi State ... enjoys playing golf, tennis and ping pong ... is double majoring in accounting and finance.

Career Highs

Category	Highs	Opponent (last time)	Date
At Bats:	1	five times (at Alabama)	May 13, 2007
Hits:	1	two times (Wis.-Milwaukee)	Feb. 18, 2007
RBI:	1	Illinois State	Feb. 25, 2007
Runs scored:	1	Wisconsin-Milwaukee	Feb. 18, 2007
Home runs:	None		
Walks:	1	two time (Illinois State)	Feb. 25, 2007
Stolen bases:	None		
Strikeouts:	1	Vanderbilt	March 24, 2007

2008 Outlook

Thomas Hauskey is proof hard work and dedication can still pay off as the third-year sophomore has worked his way into contention for playing time ... has developed a smooth swing and is a great contact hitter ... will serve as a backup catcher in 2007 and will compete for playing time as the designated hitter ... a good defensive catcher with a strong arm and good footwork ... has an opportunity to develop into the Hogs' full-time backstop in the future.

Redshirt Freshman (2007)

Hauskey saw action in seven games for the Razorbacks as a redshirt freshman in 2007 ... batted .400 (2 for 5) on the season with a RBI and a run scored ... made his first appearance in an Arkansas uniform at Troy on Feb. 9 and drew a walk as a pinch hitter ... got his first official at bat the following day as a pinch hitter against the Trojans and singled ... came off the bench in the second game of a doubleheader against Wisconsin-Milwaukee on Feb. 18 and singled and scored a run ... collected his first RBI on Feb. 25 against Illinois State with a bases loaded walk ... made three more pinch-hitting appearances throughout the 2007 season against top-ranked Vanderbilt on March 24, at Missouri State on April 18 and at Alabama on May 13. SEC Tournament: Hauskey did not see action in the SEC Tournament. NCAA Fayetteville Regional: Hauskey was on the postseason roster but did not play in the NCAA Fayetteville Regional.

Freshman (2006)

Hauskey redshirted during his first season in a Razorback uniform in 2006.

Springdale High School

Hauskey started at catcher for head coach David McGinnis at Springdale High School ... set the school record for career walks ... played for the Springdale Harps AAA American Legion team in the summer of 2005. **Senior (2005):** Hauskey batted .302 with 32 RBI and three home runs ... had 12 doubles and was a team captain ... was named to the Waste Management All-Arkansas team. **Junior (2004):** He hit .354 with 27 RBI, four home runs, and 11 doubles ... set the



RETURNING RAZORBACKS

Hauskey's Career Statistics

Year	BA	G-GS	AB	R	H	2B	3B	HR	RBI	TB	SLG%	SB-SBA	SO	BB	HBP	SF	SH	OB%	PO	A	E	FLD
2006		Redshirt Season																				
2007	.400	7-0	5	1	2	0	0	0	1	2	.400	0-0	1	2	0	0	0	.571	1	0	0	1.000
Total	.400	7-0	5	1	2	0	0	0	1	2	.400	0-0	1	2	0	0	0	.571	1	0	0	1.000

2008 SEASON





40

Travis Hill**Right-Handed Pitcher****6-0 • 181 • Sr. • R/R****Spokane, Wash.****University HS /****Seminole State [Okla.]
College****Career Highs**

Category	Highs	Opponent (last time)	Date
Innings Pitched:	4.1	at Troy	Feb. 10, 2007
Hits:	5	two times (at Alabama)	May 13, 2007
Runs:	4	at Georgia	April 21, 2007
Earned Runs:	4	at Georgia	April 21, 2007
Walks:	2	two times (at Kentucky)	March 17, 2007
Strikeouts:	3	seven times (at Alabama)	May 13, 2007

2008 Outlook

Travis Hill returns for his senior season after being the Hogs' most-reliable arms out of the bullpen down the stretch in 2007 ... the right-handed pitcher will again compete for the closer's role for the Razorbacks after leading the team with three saves in four opportunities last season ... proved to be a clutch performer allowing only six-of-23 inherited runners to score ... can help in any role out of the bullpen ... a 42nd-round draft pick of the Texas Rangers in 2005 ... possesses a fastball in the low 90s with good movement and mixes it with a quality breaking pitch ... has good command of the strike zone ... his 29 appearances in 2007 ranked as the 10th-most in a single season in school history.

Junior (2006)

Hill posted a 3-2 record with three saves and a team-high 29 appearances as a junior in both a middle relief role and as the closer ... the 29 appearances were tied for 10th in a single season at Arkansas ... retired the first batter he faced in 17-of-29 appearances and allowed just six-of-23 inherited runners to score, including just three after his second appearance of the season ... pitched 44.2 innings and struck out 44 batters compared to just 12 walks for a 3.7/1 strikeout-to-walk ratio ... posted a 4.84 ERA with opponents hitting .283 ... saw his first action in a Razorback uniform on Feb. 3 at Louisiana Tech, allowing three runs, in two-third of an inning with a walk and a strikeout ... his next action came the following weekend at Troy where he surrendered a three-run home run to the first batter he faced, but settled down and worked 4.1 solid innings ... pitched three innings of relief in the first game of a doubleheader against Wisconsin-Milwaukee on Feb. 18 and allowed just one run on three hits while striking out three ... was saddled with the loss on Feb. 24, allowing three runs on four hits in an inning of work ... threw one-scoreless inning on Feb. 23 vs. Illinois State in a 12-1 Hogs' win before allowing three runs the following day to the Redbirds ... worked 1.1 innings against Ole Miss in the Dairy Queen Classic at the Metrodome on March 2, giving up one run on four hits ... pitched twice in the Kansas series, throwing a scoreless ninth inning on March 10 in a 4-0 win and working two innings on March 11, allowing a run on three hits and fanning three ... threw two-scoreless, hitless innings in a loss to Kentucky on March 17... garnered his first save at Centenary on March 21, working the final 1.2 innings with two strikeouts ... Hill pitched the ninth inning in a 6-3 loss to No. 1 Vanderbilt on March 24 ... allowed one run in two-thirds of an inning with a walk and a strikeout in his only appearance in the Tennessee series ... retired all three men he faced in the ninth inning in a 14-6 win over Northern Colorado on April 3 with two strikeouts ... pitched

two-scoreless innings on April 7 in relief of Duke Welker, allowing just two hits while striking out three with no walks ... notched his second save of the season on April 11, securing a 2-0 win over Missouri State ... threw the final two innings vs. the Bears and faced just one batter over the minimum with two strikeouts ... made two appearances against Florida, closing out wins in game one and three of the series ... worked two-thirds of an inning in the opening game and then recorded the final five outs in the finale vs. the Gators ... pitched the final inning of a 10-2 win over Wichita State on April 25, striking out two ... had turned in five-consecutive strong outing before running into trouble in the ninth inning at Georgia ... allowed four runs - on two, two-run home runs - as the Bulldogs pulled even ... would go on to earn the win after Danny Hamblin homered in the top of the 10th inning and Hill pitched a perfect bottom half of the inning for his third win of the season ... threw 3.1 innings against the Bulldogs with three strikeouts, but the blown save was his first - any only - of the season ... allowed one run and one inherited run on April 28 at Auburn on three hits in 1.1 innings ... made two appearances in the LSU series and took the loss in the series opener on May 4, allowing one run on two hits in the ninth inning, but he did strikeout four in the game ... he got vindication the following day as he got a fly ball to close out the 5-0 shutout of the Tigers ... allowed three runs on five hits out of the bullpen at Alabama on May 13 ... the right-hander made two appearances against Ole Miss in the final weekend of the season ... worked 1.2-scoreless innings on May 17 in relief of Nick Schmidt and then recorded the final out of a 5-0 loss to the Rebels with a strikeout on May 19. **SEC Tournament:** Hill was impressive two appearances at the SEC Tournament with a save while allowing just one run over three innings of work with two strikeouts ... pitched a perfect ninth inning to close out Jess Todd's record-setting win over South Carolina on May 24 ... then earned his third save of the season vs. the Gamecocks on May 27, closing out Duke Welker's win while giving up just a single run on two-infield hits against the Gamecocks. **NCAA Fayetteville Regional:** Hill continue to show why he was the Razorbacks best reliever down the stretch of the season, making two appearances in the Fayetteville Regional and allowing just three hits in three innings with three strikeouts ... pitched two innings vs. Creighton on June 3 with two strikeouts and then came back later in the day to work a scoreless inning vs. Oklahoma State.

Seminole State [Okla.] College (2005-06)

Hill played for head coach Eric Myers at Seminole State College in 2005 and 2006 ... was drafted by the Texas Rangers after his freshman year at Seminole ... recorded 18 saves in his two seasons at Seminole State. **Sophomore (2006):** Hill posted a 2.70 ERA and 11 saves at Seminole State ... his 11 saves were tied for sixth nationally in the NJCAA ... fanned 43 batters in 30 innings to rank seventh in the NJCAA with 1.43 strikeouts per inning ... allowed just 16 hits and nine earned runs in 30 innings of work. **Freshman (2005):** He went 3-3 with a 3.20 ERA and 40 strikeouts ... led the team with seven saves.

University High School

Hill played for head coach Don Ressa at University High School where he starred as a right-handed pitcher and third baseman. **Senior (2004):** He earned all-conference accolades, and was named his team's pitcher of the year ... posted a 6-2 record with a 2.80 ERA.

Personal

Travis is the son of Tim and Marquita Hill ... he has one sister, Tiffany ... is majoring in sociology ... enjoys hunting, fishing and snowboarding ... chose Arkansas over Oklahoma State and Oklahoma ... is engaged to Dana Tabor of Cleveland, Okla.

Hill's Career Statistics

Year	W-L	ERA	Sv	G-GS	CG	SH	IP	H	R	ER	BB	SO	2B	3B	HR	BF	Avg	WP	HBP	PO	A	E	Fld.
2007	3-2	4.84	3	29-0	0	0	44.2	49	24	24	12	44	4	0	7	192	.283	8	4	2	10	1	.923
Total	3-2	4.84	3	29-0	0	0	44.2	49	24	24	12	44	4	0	7	192	.283	8	4	2	10	1	.923

BASEBALL



16

Wayne Hrozek

Outfielder

5-10 • 194 • Jr. • R/R
The Woodlands, Texas
The Woodlands HS

Career Highs

Category	Highs	Opponent (last time)	Date
At Bats:	6	vs. Stephen F. Austin	Feb. 18, 2006
Hits:	3	four times (Illinois State)	Feb. 24, 2007
RBI:	4	Illinois State	Feb. 24, 2007
Runs scored:	3	at Troy	Feb. 11, 2007
Home runs:	1	three times (Ole Miss)	May 18, 2007
Walks:	2	vs. Alabama	May 23, 2007
Stolen bases:	2	vs. Stephen F. Austin	Feb. 18, 2006
Strikeouts:	3	at Oral Roberts	March 27, 2007

2008 Outlook

After a productive sophomore season in Fayetteville Wayne Hrozek is looking to crack into the lineup on a full-time basis in 2008 ... the Texas native hit .298 over 31 games last season and came through with several timely hits, none bigger than his 10th-inning, game-winning, bases-loaded double against Ole Miss on May 18 that clinched the SEC Western Division title for the Razorbacks ... Hrozek will compete for a starting nod in center field or right field as a junior ... a solid defensive outfielder with an above-average throwing arm ... very athletic with a flat swing at the plate ... proven to be a clutch hitter with a .353 average with runners in scoring position last season ... played for the Duncanville Deputies in the Texas Collegiate League and hit .282 ... named to the mid-summer TCL All-Star team.

Sophomore (2007)

Hrozek was a model of consistency in 2007 while playing 31 games and making 20 starts split among all three outfield positions (12 right field, four left field, three center field) ... the sophomore hit .298 with four doubles, three home runs and 20 RBI ... posted a .452 slugging percentage and a .372 on-base mark while stealing two bases ... hit in 20-of-31 games in 2007, including 16-of-20 starts ... his eight-game hitting streak from March 9 to March 21 tied for the second-longest hitting streak on the team last season ... made his first start of the season on Feb. 11 at Troy and collected a career-high three hits while connecting for the first home run of his career ... started his second game of the season against Wisconsin-Milwaukee in the first game of a doubleheader on Feb. 18 and went 1 for 4 with an RBI ... turned in a career performance vs. Illinois State on Feb. 25 with a 3-for-4 performance at the plate that included a towering home run and a career-best four RBI to go along with two doubles ... went 1 for 2 with a walk and a hit by pitch in the first game of a doubleheader at Minnesota on March 4 ... started the first two games of the Kansas series, going 1 for 4 with a double and a RBI on March 9 and then went 1 for 3 on March 10 ... was 1 for 4 with a walk and run scored vs. ORU on March 13 ... collected one hit in each of the three games at Kentucky, including a RBI single on March 17 ... went 1 for 3 at Centenary on March 21 ... came in as a defensive replacement in right field in an 8-3 win over No. 1 Vanderbilt on March 25 ... went 1 for 3 off the bench at Missouri State with a RBI and a run scored ... made his first start since the Kentucky series against No. 10 Wichita State

and went 1 for 3 with an RBI ... turned in easily the biggest two games of his college career on May 17 and May 18 ... his pinch-hit three-run home run on May 17 put the Hogs on top late even though UA could not hold on for the win ... then laced a two-run, bases-loaded double over the right-fielder's head on May 18 to clinch Arkansas' third SEC West title. **SEC Tournament:** Hrozek started three games at Regions Park in Hoover, Ala., as the Razorbacks raced to the championship game ... batted .300 (3 for 10) in the tournament with two runs scored and a RBI ... was 2 for 2 with runners in scoring position ... collected one hit in each of his three starts vs. Alabama (5/23), South Carolina (5/26) and Vanderbilt (5/27). **NCAA Fayetteville Regional:** Hrozek started both games against Oklahoma State in the Fayetteville Regional ... scored a run on June 2 vs. the Cowboys after drawing a walk.

Freshman (2006)

Hrozek shared time with fellow freshman David Hum as the Razorbacks' designated hitter in 2006 ... started 24 games against left-handed pitching with 21 coming at designated hitter and three in right field while seeing action in 31 contests ... batted .277 with four doubles and 18 RBI ... hit an impressive .346 with runners on base and .371 with runners in scoring position ... also posted a .371 average with two outs ... is very good at using the entire field and going up the middle ... swiped 5-of-6 bases in his freshman campaign ... collected a hit in his first game as a Hog at South Alabama on Feb. 12 ... went 3 for 6 against Stephen F. Austin on Feb. 18 at the Al Oglethorpe Classic with a RBI and a run scored ... scored a run and drove in a run against Louisiana Tech on Feb. 24 ... was 2 for 4 with a RBI single up the middle and a double in his only start in Hawai'i on March 3 against Texas-Arlington ... went 4 for 7 in two games against Centenary with three RBI ... was 1 for 3 with a RBI on March 25 vs. Georgia ... was 2 for 5 on Sunday against the Bulldogs with two RBI ... collected a hit, an RBI and his third double of the season against Tennessee on March 31 ... went 3 for 5 with and RBI against Kentucky on April 15, tying his season high of three hits in a game ... went 3 for 4 during the Mississippi State series, which included his fourth double of the season ... singled home a run at Ole Miss on May 12 ... was 2 for 5 as the designated hitter on May 19 against Auburn. **SEC Tournament:** He did not see action in the SEC Tournament. **NCAA Fayetteville Regional:** Hrozek appeared in the Oral Roberts game as a pinch hitter.

The Woodlands High School

Hrozek played outfield and pitched for head coach Ron Eastman at The Woodlands High School. **Senior (2005):** He batted .375 with 32 RBI and two home runs ... hit six doubles and stole six bases ... earned all-state and all-district honors ... lead team to the state finals ... posted a 1-0 record on the mound with 15 strikeouts and three saves. **Junior (2004):** Hrozek hit .435 with 32 RBI and four home runs ... had 11 doubles and six stolen bases ... helped team to district championship.

Personal

Wayne is the son of Richard and Carrie Hrozek ... has one sister, Shannon ...enjoys hunting, fishing and golf ... majoring in kinesiology at the University of Arkansas.

RETURNING RAZORBACKS

Hrozek's Career Statistics

Year	BA	G-GS	AB	R	H	2B	3B	HR	RBI	TB	SLG%	SB-SBA	SO	BB	HBP	SF	SH	OB%	PO	A	E	FLD
2006	.277	31-24	94	11	26	4	0	0	18	30	.319	5-6	16	3	2	2	0	.307	6	0	0	1.000
2007	.298	31-20	84	17	25	4	0	3	20	38	.452	2-2	18	6	4	0	1	.372	24	2	1	.963
Total	.287	62-44	178	28	51	8	0	3	38	68	.382	7-8	34	9	6	2	1	.338	30	2	1	.970

2008 SEASON





ARKANSAS



37

Sean Jones
Right-Handed Pitcher
6-0 • 194 • Sr. • S/R
Houston, Texas
Klein HS /
Sam Houston State /
Navarro [Texas] College



Career Highs

Category	Highs	Opponent (last time)	Date
At Bats:	6	vs. Stephen F. Austin	Feb. 18, 2006
Hits:	3	four times (Illinois State)	Feb. 24, 2007
RBI:	4	Illinois State	Feb. 24, 2007
Runs scored:	3	at Troy	Feb. 11, 2007
Home runs:	1	three times (Ole Miss)	May 18, 2007
Walks:	2	vs. Alabama	May 23, 2007
Stolen bases:	2	vs. Stephen F. Austin	Feb. 18, 2006
Strikeouts:	3	at Oral Roberts	March 27, 2007

2008 Outlook

Sean Jones returns for his senior season and will be count on in the outfield and at the top of the Hogs' lineup card ... the speedy switch-hitter possesses great speed and defensive instincts along with a strong arm ... can hit for average from both sides of the plate and utilizes his blazing speed well ... has improved his bunting and gets up the line in 3.6 seconds from the left side of the plate ... has a knack for getting on base and scoring runs ... will likely be hitting in either the No. 1 or 2 holes in the batting order ... selected as the No. 10 pro prospect in the TCL by Baseball America after hitting .295 with 13 stolen bases for the Coppell Copperheads.

Junior (2007)

Jones started 39 games and saw action in 43 for the Razorbacks during his first season in Fayetteville ... started 30 games in right field, four in left field and five at designated hitter ... posted a perfect 1.000 fielding percentage with two outfield assists ... batted .282 at the plate with eight doubles, two home runs and 17 RBI ... scored 38 runs and was a perfect 6 for 6 in stealing bases ... had an on-base percentage of .413 while drawing 23 walks and getting hit by 11 pitches ... led the team with 10 sacrifice bunts, which tied for sixth in the SEC ... was even better in SEC play with a .321 average and a .463 on-base percentage that was fourth in the SEC ... went 2 for 5 in the season opener on Feb. 2 at Louisiana Tech with a double ... recorded an outfield assist on Feb. 3 when he gunned down a Bulldog runner from right field at third base who was trying to tag up ... connected for the go-ahead home run with a solo shot from the left side of the plate in the eighth inning on Feb. 9 at Troy ... set career highs in hits (3), at bats (6), RBI (2) and runs scored (2) in the second game of a doubleheader with Wisconsin-Milwaukee on Feb. 18 ... went 1 for 4 with a run scored and a two-RBI single on Feb. 24 vs. Illinois State ... was 1 for 3 with a hit by pitch in his only start at the Dairy Queen Classic in the Metrodome on March 4 in the second game of a doubleheader against host Minnesota ... started two games at Kentucky, going 2 for 5 with a RBI on March 16 and was 1 for 4 with a run scored and two walks on March 17 ... was 2 for 5 with a career-best three runs scored at Centenary on March 21 ... started in right field against David Price and No. 1 Vanderbilt on March 23 and went 1 for 3 with a career-high-tying three runs scored as the Hogs knocked off the top-ranked

Commodores in 10 innings ... had an outstanding weekend at Tennessee, going 5 for 8 with two runs scored in two starts, including a 3-for-3 day on April 1 against the Vols where he reached base in all six plate appearances ... tore through Mississippi State pitching in starts on April 7-8 ... was 4 for 7 with a double, RBI and three runs scored ... hit .500 (4 for 8) vs. Florida with two doubles and two RBI ... went 1 for 4 in the final two games of the Georgia series as the Hogs won both to clinch the series ... also stole a base, scored a run and had a RBI against the Bulldogs ... collected at least one hit in all three games at Auburn and finished the series with a .313 batting average, a double and two RBI ... got two hits in each of the final two games at Auburn and laid down a perfect sacrifice bunt on April 28 (Saturday) ... struggled to find his stroke against LSU with just one hit in nine at bats against the Tigers ... smacked his second home run of the season on May 12 at Alabama with a solo shot to left field off Miers Quigley ... also scored three runs in the series ... was 1 for 4 in his only start against Ole Miss on May 19. **SEC Tournament:** Jones then went 0 for 3 in his only start vs. South Carolina in the SEC Tournament. **NCAA Fayetteville Regional:** Jones started two games in the Fayetteville Regional ... was 0 for 2 on June 2 vs. Oklahoma State but came back the following day to go 1 for 3 with a double and two RBI vs. Creighton to help the Razorbacks stave off elimination.

Sam Houston State (2005 / Navarro [Texas] College (2006)

Jones played his freshman season at Sam Houston State where an injured wrist late in the year derailed his 2005 season ... transferred to Navarro for the 2006 season to play for head coach Skip Johnson, who is now the pitching coach at the University of Texas. **Sophomore (2006):** Jones produced a dynamic sophomore season at Navarro, hitting .363 from his leadoff spot ... scored an impressive 62 runs in 204 at bats while collecting 74 total hits with 13 doubles, six triples a home run and 32 RBI ... used his speed to swipe 20 bases in 51 games. **Freshman (2005):** Jones spent his freshman season at Sam Houston State ... batted .232 with one home run and eight RBI.

Klein High School

Jones played for head coach Barry Smith at Klein High School ... helped the Bearkats to district runner-up finishes in 2003 and 2004 and was a two-team all-district honoree. **Senior (2004):** Jones posted a .387 batting average with 36 hits and 22 stolen bases ... named first-team all-district. **Junior (2003):** Jones earned second-team all-district honors for the Bearkats.

Personal


Sean is the son of Jennifer Jones ... he has one sister, Jodi ... is majoring in kinesiology.

Jones' Career Statistics

Year	BA	G-GS	AB	R	H	2B	3B	HR	RBI	TB	SLG%	SB-SBA	SO	BB	HBP	SF	SH	OB%	PO	A	E	FLD
2007	.282	43-39	149	38	42	8	0	2	17	56	.376	6-6	33	23	11	1	10	.413	51	2	0	1.000
Total	.282	43-39	149	38	42	8	0	2	17	56	.376	6-6	33	23	11	1	10	.413	51	2	0	1.000



BASEBALL



29

Dallas Keuchel
Left-Handed Pitcher
6-2 • 194 • So. • L/L
Tulsa, Okla.
Bishop Kelley HS



Career Highs

Category	Highs	Opponent (last time)	Date
Innings Pitched:	5.0	three times (Mississippi State)	April 11, 2007
Hits:	7	Mississippi State	April 11, 2007
Runs:	7	Mississippi State	April 11, 2007
Earned Runs:	6	two times (Mississippi State)	April 11, 2007
Walks:	3	Oklahoma State	June 3, 2007
Strikeouts:	6	Mississippi State	April 11, 2007

2008 Outlook

Dallas Keuchel has the second-most starting experience of any returning pitcher on the Razorbacks' 2008 staff ... made nine starts during his freshman campaign, earning SEC All-Freshman honors after pitching 52 innings and posting a 6-3 record ... a candidate for all-conference honors this season, Keuchel should be near the top of the Hogs' rotation as the season begins ... the left-hander possesses an outstanding changeup with a heavy high-80's fastball ... the consistency of his breaking pitch should determine his success as a sophomore ... led the Cape Cod League in innings pitched with 59 for the Wareham Gatemen where he went 2-4 with a 3.20 ERA and 45 strikeouts against just 15 walks.

Junior (2007)

Keuchel produced an extremely productive and versatile freshman season in 2007 with a 6-3 record, a save and a 5.88 ERA ... made nine starts and pitched 52 innings over 24 total appearances ... his 24 appearances ranked tied for the second-most on the team ... stuck out 49 while walking just 19 ... pitched out of every role on the pitching staff as he started, threw out of middle relief, served as the setup man and even closed on occasions ... made 15 appearances out of the bullpen with a 2-1 record and a 6.04 ERA in 22.1 innings ... retired the first batter he faced out of the bullpen six-of-15 times and seven-of-16 inherited runners to score ... one save on the season ... Keuchel first appearance as a Razorback was a rough one at Louisiana Tech in the second game of the season, but he bounced back with two impressive outings at Troy the following weekend and earned a chance for his first career start vs. Wisconsin-Milwaukee ... pitched five-scoreless innings to earn the win in that first career start vs. UWM on Feb. 19, allowing just two hits and striking out three ... he induced eight ground ball outs and just three fly ball outs ... earned a no decision after pitching 4.2 innings on Feb. 25 vs. Illinois State, giving up two earned runs on four hits ... absorbed his first-career loss at Minnesota in the second game of a doubleheader on March 4, allowing four runs - three earned - in 3.2 innings ... after a strong relief performance with 3.2 innings against Kansas, he pitched one-scoreless inning out of the bullpen on March 13 vs. ORU, striking out two ... notched his first career save with four-scoreless innings at Kentucky on March 16, saving a Nick Schmidt win on Friday night ... struck out a career-high five while allowing only a bunt single ... pitched three innings in a start against top-ranked Vanderbilt on March 25, allowing two runs on five

hits with two strikeouts ... earned his first win as a starting pitcher at Tennessee, allowing just one run on five hits with five strikeouts on April 1 over five innings ... was roughed up for a career-high seven runs - six earned - on seven hits in five innings against Mississippi State on April 11 ... the loss was his second of the season but his first in SEC play ... Keuchel started at Missouri State on April 18 and pitched three-quality innings, allowing just one run with four strikeouts and no walks for his fourth win of the season ... notched his second-straight win in a start vs. No. 10 Wichita State on April 25, throwing 2.2 innings on a pitch count and allowing just one unearned run on two hits with two strikeouts ... threw 1.2-scoreless innings against LSU on May 6 while not allowing a hit and striking out one ... made two appearances out of the bullpen at Alabama on May 11 and 13 ... got his sixth win of the season out of the bullpen on May 18 vs. Ole Miss, recording the final out of the 10th inning as the Razorbacks clinched the SEC West title with a dramatic come-from-behind win in the bottom half of the inning ... then pitched two-thirds of an inning vs. the Rebels on May 19 in the regular-season finale at Baum Stadium. **SEC Tournament:** Keuchel started the SEC Tournament Championship game on May 27 vs. No. 1 Vanderbilt but suffered his third defeat of the season as the Hogs fell 7-4. **NCAA Fayetteville Regional:** Keuchel worked a third of an inning vs. Oklahoma State on June 2, allowing three runs on a hit and three walks.

Bishop Kelley High School

Keuchel was a three-sport star at Bishop Kelley High School in Tulsa, Okla. ... a three-time all-Metro Lakes honoree and two-time MLC Pitcher of the Year for head coach Tony Scardino ... led the Comets to three appearances in the 5A state finals and two state championships (2004 and 2006) ... quarterbacked the Comets football team and was named the All-5A East quarterback by the Oklahoma Football Coaches Association. Senior (2006): Keuchel went 10-0 on the mound with a 1.57 ERA and 94 strikeouts in 59 innings of work helping his team win their second state championship in three years ... held opponents to a .170 batting average ... named the 2006 Metro Lakes Pitcher of the Year and was a first-team Tulsa World All-Metro selection. Junior (2005): He was named first-team all-Metro Lakes and a second-team Tulsa World All-Metro choice in 2005. Sophomore (2004): posted a 7-1 record as a sophomore with a 1.98 ERA and 61 strikeouts ... Metro Lakes Co-Pitcher of the Year ... helped Bishop Kelley to the state championship.

Personal

Dallas is the son of Dennis and Tresa Keuchel ... has one sister, Krista ... planning to major in business ... chose Arkansas over South Carolina, Texas A&M, Oklahoma State and Oklahoma.

Keuchel's Career Statistics

Year	W-L	ERA	Sv	G-GS	CG	SH	IP	H	R	ER	BB	SO	2B	3B	HR	BF	Avg	WP	HBP	PO	A	E	Fld.
2007	6-3	5.88	0	24-9	0	0	52.0	65	43	34	19	49	10	3	3	243	.307	2	6	4	17	2	.913
Total	6-3	5.88	0	24-9	0	0	52.0	65	43	34	19	49	10	3	3	243	.307	2	6	4	17	2	.913

RETURNING RAZORBACKS

2008 SEASON





ARKANSAS



36

Scott Limbocker

Left-Handed Pitcher

6-3 • 220 • So. • L/L

Overland Park, Kan.

Blue Valley North HS

Career Highs

Category	Highs	Opponent (last time)	Date
Innings Pitched:	2.1	Northern Colorado	April 4, 2007
Hits:	4	Northern Colorado	April 4, 2007
Runs:	3	Northern Colorado	April 4, 2007
Earned Runs:	3	Northern Colorado	April 4, 2007
Walks:	3	Northern Colorado	April 4, 2007
Strikeouts:	3	Illinois State	Feb. 23, 2007

2008 Outlook

Scott Limbocker is a big left-handed pitcher who throws a lot of strikes and should see a lot more action out of the bullpen in his sophomore campaign ... continued to develop throughout his freshman season and over the summer with the Nevada (Mo.) Griffins in the Jayhawk Summer League ... has a tremendous up-side with a good curve ball ... will see more time on the mound as he consistently spots up his fastball.

Freshman (2007)

Limbocker made three appearances for the Razorbacks in 2007 with one start and no decisions ... posted a 6.75 ERA in 5.1 innings of work for the season ... walked five and struck out four ... retired the first hitter in two of his three appearances ... threw well in his first appearance in a Hogs' uniform as he did not allow a hit and struck out one Louisiana Tech batter on Feb. 3 ... walked the first hitter he faced and then retired the next three Bulldogs in order in the eighth inning ... worked two innings of relief on Feb. 23 against Illinois State, fanning three and allowing just two hits ... but did surrender his first earned run on a two-out triple that was just out of the reach of Jacob Julius in right field as he slammed into the wall ... made his first career start vs. Northern Colorado on April 4, allowing three runs on four hits in 2.1 innings with three walks. **SEC Tournament:** Limbocker did not see action. **NCAA Fayetteville Regional:** He did not see action.

Blue Valley North High School

Limbocker played for Jon Pittenger at Blue Valley North High School ... finished his career with 134 strikeouts ... two-time All-Eastern Kansas League selection. **Senior (2006):** He finished the season with a 5-3 record and a 1.05 ERA ... allowed just 19 hits over 53 innings and struck out 80 ... tossed five complete games ... first-team all-state selection and Kansas City first-team all-metro choice ... first-team all-Eastern Kansas League. **Junior (2005):** Limbocker won five games for Blue Valley North High School.

Personal

Scott is the son of Craig and Kathi Limbocker ... has one sister, Sarah, and one brother, Ryan ... graduated in the top-10 percent of his class at Blue Valley North ... is majoring in political science... chose Arkansas over Miami (Fla.), Tulane, Georgia Tech, Notre Dame, Missouri and Kansas.

RETURNING RAZORBACKS



Limbocker's Career Statistics

Year	W-L	ERA	Sv	G-GS	CG	SH	IP	H	R	ER	BB	SO	2B	3B	HR	BF	Avg	WP	HBP	PO	A	E	Fld.
2007	0-0	6.75	0	3-1	0	0	5.1	6	4	4	5	4	1	1	0	26	.286	0	0	1	1	0	1.000
Total	0-0	6.75	0	3-1	0	0	5.1	6	4	4	5	4	1	1	0	26	.286	0	0	1	1	0	1.000



RAZORBACKS



20

Aaron Murphree
First Baseman /
Outfielder
6-5 • 235 • Sr. • R/L
Weatherford, Texas
Weatherford HS /
Northeast Texas CC

Career Highs

Category	Highs	Opponent (last time)	Date
At Bats:	4	four times (Kansas)	March 11, 2007
Hits:	2	three times (at Minnesota)	March 4, 2007
RBI:	1	Illinois State	Feb. 24, 2007
Runs scored:	1	six times (at Minnesota)	March 4, 2007
Home runs:	None		
Walks:	1	three times (at Missouri State)	April 18, 2007
Stolen bases:	1	two times (LSU)	May 6, 2007
Strikeouts:	2	four times (at Missouri State)	April 18, 2007

2008 Outlook

Aaron Murphree is in his second season in the Arkansas program and ready to be a regular contributor in the Razorbacks' lineup ... a big, strong, speedy, power-hitter who could make an impact in the lineup ... the 6-foot, 5-inch slugger is especially fast and could see time at first base, in the outfield and at designated hitter in 2008.

Junior (2007)

Murphree played in 16 games for the Razorbacks in 2007 with eight starts and a .243 batting average ... made three starts in right field and five at designated hitter ... legged out three doubles and had a RBI ... scored six runs and drew three walks with a .333 on-base percentage ... stole two bases on the season ... started the season opener at Louisiana Tech at designated hitter... did not get a hit, but drew a walk and was hit by a pitch ... got his first hit as a pinch hitter on Feb. 9 at Troy, a single through the left side of the infield ... started in the first game of a doubleheader on Feb. 18 at Baum Stadium against Wisconsin-Milwaukee, going 2 for 3 with a run scored and a double ... continued his hot hitting in his only start against Illinois State, going 2 for 3 with a run scored and his first RBI of the season ... went 2 for 4 with a run scored and a double in his only start at the Dairy Queen Classic on March 4 in the second game of a doubleheader with Minnesota ... strung together three-straight games with two hits each from Feb. 18 to March 4 ... started two games against Kansas and went 1 for 4 in the series finale on March 11 ... came off the bench in the first game of a doubleheader against Florida and doubled down the right-field line ... drew a walk in four plate appearances at Missouri State on April 18 ... got one at bat off the bench on April 21 at Georgia ... saw action as a defensive replacement against LSU on May 6. SEC Tournament: Murphree did not see action in the SEC Tournament. NCAA Fayetteville Regional: Murphree came off the bench against Oklahoma State on June 2 as a defensive replacement.

Northeast Texas Community College (2005-06)

Murphree produced staggering numbers at Northeast Texas Community College during his two-year career playing both first base and in the outfield ... a two-time unanimous selection to the Texas Eastern Athletic Conference (Region 14) ... stole 62 bases in his career at Northeast Texas, hit 17 home runs and legged out 14 triples. Sophomore (2006): Murphree finished 16th in the NJCAA in 2006 with

a .461 batting average (70 for 152) ... posted a .875 slugging percentage with 19 doubles, 10 triples and eight home runs ... finished tied for 17th nationally with 32 stolen bases and drove in 42 runs ... scored 37 runs in 40 games as a sophomore ... also named the Region 14 Defensive Player of the Year. Redshirt Freshman (2005): Murphree batted .406 with 35 RBI and a .497 on-base percentage ... stole 30 bases ... hit nine home runs and four triples. Freshman (2004): Murphree redshirted the 2004 season at Northeast Texas Community College.

Weatherford High School

Murphree was a four-year letterman for head coach Flint Walls. Senior (2003): Murphree batted .378 with 12 doubles, five triples and four home runs ... earned first-team all-district honors ... posted a 4-1 record on the mound with a 1.76 ERA ... had one save and averaged more than a strikeout per inning.

Personal

Aaron is the son of David and Paula Murphree ... he has one brother, Parker, and one sister, Jordan, who plays basketball at Texas Tech ... majoring in sociology ... enjoys duck hunting ... chose the Razorbacks over the University of Nevada, Houston and New Mexico State.



RETURNING RAZORBACKS

Murphree's Career Statistics

Year	BA	G-GS	AB	R	H	2B	3B	HR	RBI	TB	SLG%	SB-SBA	SO	BB	HBP	SF	SH	OB%	PO	A	E	FLD
2007	.243	16-8	37	6	9	3	0	0	1	12	.324	2-3	14	3	2	0	0	.333	12	0	0	1.000
Total	.243	16-8	37	6	9	3	0	0	1	12	.324	2-3	14	3	2	0	0	.333	12	0	0	1.000

2008 SEASON





27

Jeff Nutt**Catcher****6-0 • 193 • Sr. • L/R****Wylie, Texas****Wylie HS /****Navarro [Texas] College****Career Highs**

Category	Highs	Opponent (last time)	Date
At Bats:	6	at Auburn	April 29, 2007
Hits:	3	four times (vs. Vanderbilt)	May 27, 2007
RBI:	5	Wisconsin-Milwaukee	Feb. 18, 2007
Runs scored:	2	four times (at Auburn)	April 28, 2007
Home runs:	1	three times (Mississippi State)	April 6, 2007
Walks:	2	two times (vs. South Carolina)	May 24, 2007
Stolen bases:	1	Vanderbilt	March 23, 2007
Strikeouts:	3	at Oral Roberts	March 27, 2007

2008 Outlook

Jeff Nutt provides the Hogs with a veteran catcher in 2008 ... the senior started 14 games behind the plate in 2007 and 51 games overall with 37 starts at designated hitter ... led the team in doubles with 16 and was fourth on the team in RBI with 41 ... the left-handed hitting catcher is an outstanding line-drive hitter and a hard-nosed player who should find a spot in the lineup because of his tools at the plate ... possesses good receiving skills behind the plate with a strong arm that is aided by a quick transfer and release ... played for Coppell in the Texas Collegiate League during the summer of 2007 ... hit .317 with four doubles and a .400 on-base percentage ... selected as the No. 9 pro prospect in the TCL by Baseball America.

Junior (2007)

Nutt started 51 games last season - 14 behind the plate - and saw action in three more games ... hit .274 with a team-best 16 doubles and 41 RBI, which ranked fourth on the team ... swung a consistent bat in SEC play and posted a .288 average in conference action with 10 doubles, three home runs and 22 RBI ... one-of-nine Arkansas players to have a .300 or better average with runners in scoring position (.300, 21 for 70) ... began his Razorback career with a double into the right-center field gap in his first at bat as a Razorback vs. Louisiana Tech ... went 2 for 3 with a walk in the opening game of the Troy series on Feb. 9 ... made his first start behind the plate the next day against the Trojans ... made his second start behind the dish on Feb. 18 in the second game of a doubleheader with Wisconsin-Milwaukee where he went 2 for 5 with a career-best five RBI, including a double and a walk ... started the first and third games of the Illinois State series on Feb. 23 and Feb. 25 ... drove in two runs in the series with a bases-loaded hit by pitch and a sacrifice fly ... started his fourth game of the season behind the plate in the series opener against Kansas on March 9, going 2 for 4 at the plate with three RBI and a double ... caught Nick Schmidt for the first time on March 10 against the Jayhawks and drew a walk at the plate ... started behind the plate vs. Oral Roberts on March 13 and delivered a two-out RBI double in the first inning ... was 3 for 7 with two RBI and two runs scored in two starts at Kentucky in the first SEC series of the season for the Razorbacks ... turned in huge games in the Hogs' two wins over No. 1 Vanderbilt ... went 3 for 4 in the opener on March 23 with three RBI

and two doubles ... then was 3 for 5 on March 25 with a RBI and a double vs. the Commodores ... was a steady performer at Tennessee with a .363 batting average (4 for 11) for the weekend with his second home run and three RBI as the Razorback completed their first sweep of the Volunteers in Knoxville ... was then 2 for 4 vs. Northern Colorado on April 3 and 1 for 4 against the Bears on April 4 ... batted 4 for 14 the Mississippi State series, including his third home run of the season on April 6 ... also drove in at least one run in all three games and four RBI for the series ... hit 1 for 3 on April 21 at Georgia with a run scored and then came through with a first-inning, two-RBI double on April 22 vs. the Bulldogs ... was a consistent bat in the Razorbacks' lineup all weekend at Auburn ... hit .333 (5 for 15) with three RBI and two runs scored, and tied his career high with three hits in the finale on April 27 and had two more RBI ... batted .400 vs. LSU with four doubles and two RBI over the final two games on May 5-6 ... was 2 for 3 on May 5 with two doubles and followed that with two more doubles and two RBI on May 6 against the Tigers ... struggled at Alabama where he did not collect a hit in three starts ... started the first game of the Ole Miss series. SEC Tournament: Nutt broke out of his slump with a single vs. South Carolina in the second game of the tournament on May 24 and went on to hit .419 for the tournament and 5 for 8 (.625) over the final three games ... was 3 for 4 with a double and a runs scored in the championship game against No. 1 Vanderbilt. NCAA Fayetteville Regional: Nutt started two games of the regional and played in another as he with 3 for 8 (.375) for the tournament with two RBI and a double ... was a defensive replacement vs. Albany in the regional opener on June 1 ... then went 1 for 3 in a start at designated hitter vs. Creighton on June 3 ... was 2 for 5 vs. Oklahoma State in the championship game with a double and two RBI.

Navarro [Texas] College (2005-06)

Nutt played for head coach Skip Johnson at Navarro [Texas] College ... connected for 10 home runs, 31 doubles and 63 RBI in his two years at Navarro. Sophomore (2006): Nutt batted .327 in his sophomore campaign at Navarro ... pounded out 56 hits in 171 at bats with 16 doubles, two triples and four home runs ... scored 45 runs and drove in 38 more ... posted a .490 on-base percentage ... named to the Region XIV East All-Conference team. Freshman (2005): He hit .330 with six home runs, 15 doubles and 25 RBI.

Wylie High School

Nutt played his high school baseball at Wylie High School ... a three-team all-district honoree. Senior (2004): Nutt batted .390 with five home runs and 28 RBI ... had 16 doubles while posting an on-base percentage of .503 ... earned first-team all-district honors and was named a team captain. Junior (2003): He hit .340 with six home runs and 21 RBI ... had 12 doubles and a .480 on-base percentage ... was a second-team all-district selection. Sophomore (2002): Nutt collected 25 RBI with four home runs while hitting .310 ... named honorable mention all-district. Freshman (2001): He hit just over .300 with two home runs.

Personal

Jeff is the son of Kelly and Dianne Nutt ... he has one sister, Rendi ... majoring in sociology ... grandfather was an All-American football player at SMU ... chose UA over TCU and Texas Tech.

Nutt's Career Statistics

Year	BA	G-GS	AB	R	H	2B	3B	HR	RBI	TB	SLUG	SB-SBA	SO	BB	HBP	SF	SH	OB%	PO	A	E	FLD
2007	.274	54-51	186	21	51	16	0	3	41	76	.409	1-1	40	23	8	3	0	.373	120	8	2	.985
Total	.274	54-51	186	21	51	16	0	3	41	76	.409	1-1	40	23	8	3	0	.373	120	8	2	.985



BASEBALL



12

Chad Pierce

Right-Handed Pitcher
6-1 • 208 • So. • R/R
Fond Du Lac, Wis.
Fond Du Lac HS



Career Highs

Category	Highs	Opponent (last time)	Date
Innings Pitched:	3.2	Northern Colorado	April 4, 2007
Hits:	5	Northern Colorado	April 4, 2007
Runs:	2	two times (Northern Colorado)	April 4, 2007
Earned Runs:	2	two times (Northern Colorado)	April 4, 2007
Walks:	3	at Centenary	March 21, 2007
Strikeouts:	4	two times (Northern Colorado)	April 4, 2007

2008 Outlook

Chad Pierce is an outstanding all-around athlete who quarterbacked his high school football team while catching and serving as the ace of the pitching staff ... recruited as a right-handed pitcher and catcher for the Hogs, Pierce made the move to full-time pitcher early in his freshman season ... should be a reliable arm out of the Hogs' bullpen in 2008 ... has a low 90s fastball and is developing a quality breaking pitch.

Freshman (2007)

Pierce made the move to be a full-time pitcher early in his freshman season and made five appearances out of the Razorbacks bullpen in his inaugural season in Fayetteville ... posted a 1-0 record with seven strikeouts and five walks in 6.2 innings on the mound ... retired the first batter he faced in three of his five appearances ... made his first

appearance for the Hogs on Feb. 25 in a 9-8 win over Illinois State where he allowed just one hit ... then recorded the final two outs in a 10-5 loss at Minnesota on March 4 in the second game of a doubleheader against the Golden Gophers ... allowed his first inherited runner to score vs. Minnesota ... struck out the side in the ninth inning against Oral Roberts on March 13 in his only inning of work ... failed to get the Hogs out of a first-inning jam at Centenary, allowing all three inherited runners to score and giving up two runs of his own in one-third of an inning ... earned his first career win on April 4 against Northern Colorado when he pitched three innings out of the bullpen and gave up just two runs on five hits ... fanned a career-best four vs. the Bears while walking just one. **SEC Tournament:** Pierce did not see action. **NCAA Fayetteville Regional:** He did not see action.

Fond Du Lac High School

Pierce played for Marty Paulsen at Fond Du Lac High School ... a three-time all-state selection ... a three-time first-team all-conference and all-district choice. **Senior (2006):** Pierce hit .362 with three doubles, a home run and 11 RBI ... drew 12 walks and struck out just twice ... posted a 7-3 record on the mound with a 1.89 ERA, two saves and 58 strikeouts in 44.1 innings ... named to the Fox Valley Athletics all-conference first team ... selected as the No. 5 pro prospect in the state of Wisconsin by Baseball America ... second-team selection to the Wisconsin Coaches Association all-state team and the District 4 Player of the Year. **Junior (2005):** He hit .322 with six doubles a home run and 15 RBI ... went 7-2 with a 1.03 ERA in 61.1 innings as a junior ... also threw seven complete games and struck out 77 ... a first-team selection to the Wisconsin Coaches Association all-state team and the District 4 Player of the Year. **Sophomore (2004):** Pierce batted .542 as a sophomore and was named a first-team all-state catcher.

Personal

Chad is the son Tim and Nancy Pierce ... has one brother, Bryan ... a Wisconsin Scholar Athlete ... majoring in mathematics ... attended the same high school as Indiana Pacers' guard Travis Diener ... also recruited by Minnesota.



Pierce's Career Statistics

Year	W-L	ERA	Sv	G-GS	CG	SH	IP	H	R	ER	BB	SO	2B	3B	HR	BF	Avg	WP	HBP	PO	A	E	Fld.
2007	1-0	5.40	0	5-0	0	0	6.2	9	4	4	5	7	1	0	0	34	.321	1	1	0	0	0	.000
Total	1-0	5.40	0	5-0	0	0	6.2	9	4	4	5	7	1	0	0	34	.321	1	1	0	0	0	.000

RETURNING RAZORBACKS

2008 SEASON





ARKANSAS



49

Stephen Richards

Left-Handed Pitcher

5-11 • 170 • So. • L/L

Plano, Texas

Plano East HS



Career Highs

Category	Highs	Opponent (last time)	Date
Innings Pitched:	3.0	at Alabama	May 12, 2007
Hits:	4	Northern Colorado	April 3, 2007
Runs:	4	two times (Northern Colorado)	April 3, 2007
Earned Runs:	4	at Troy	Feb. 10, 2007
Walks:	2	two times (at Alabama)	May 12, 2007
Strikeouts:	3	three times (Oklahoma State)	June 3, 2007

2008 Outlook

Stephen Richards will be a key component to the Razorbacks' bullpen in 2008 ... the left-hander with a knack for getting the tough out will be one of the first southpaws out of the pen ... a strike-throwing lefty who throws in the mid to upper 80s and has excellent movement on his fastball and a devastating slider ... Richards he will look to build on a solid freshman season with an expanded role as a sophomore ... pitched for the McKinney Marshals during the summer of 2007 and posted a 2-2 record with a 1.57 ERA and a .183 opponent batting average in seven starts.

Freshman (2007)

Richards saw somewhat limited action as a freshman but proved he could be counted on with numerous quality outings as the season progressed ... the lefty finished with a 1-2 record and a 5.64 ERA with 20 strikeouts and 11 walks in 22.1 innings of work ... held opponents to a .275 batting average and allowed just three extra base hits on the season ... allowed just seven-of-17 inherited runners to score and retired the first batter he faced out of the bullpen in 10-of-15 opportunities ... Richards made his first appearance in a Hogs' uniform in the series finale at Louisiana Tech where he pitched one-third of an inning, allowing two singles and a walk ... his second outing lasted just two-thirds of an inning at Troy ... worked a scoreless inning vs. Illinois State on Feb. 25, retiring all three batters he faced ... earned even more of a role in the Razorbacks' bullpen with his work against Kansas on March 11 when he came on with two on and two out in the fifth inning of a 0-0 game and got a tough left-handed hitter to go down looking ... worked 1.1 innings vs. the Jayhawks, allowing just one hit to earn his first collegiate win ... pitched one-scoreless inning vs. ORU on March 13, allowing two hits ... turned in a strong outing at Oral Roberts on March 27, pitching 1.1 innings and not allowing a hit with two strikeouts ... made his first career start vs. Northern Colorado on April 3, allowing four runs on four hits in two innings of work with two walks and two strikeouts ... pitched a scoreless inning at Missouri State on April 18, allowing one hit with one strikeout ... came on vs. Wichita State on April 25 with a runner on and no outs in the fourth inning and retired the next three batters he faced to get out of the inning unscathed and work two total innings with three strikeouts ... earned his first career save at Alabama on May 12 by pitching the final three inning while allowing two hits and two runs ... threw two-effective innings on May 19 against Ole Miss in the regular-season finale ...

induced a double play and fanned three. SEC Tournament: Richards pitched 2.1 innings in the SEC Tournament Championship Game vs. Vanderbilt, allowing one run on two hits with a walk and two strikeouts. NCAA Fayetteville Regional: Richards made two appearances in the Fayetteville Regional, pitching 2.2 innings in two games against Oklahoma State ... allowed two runs - one earned - on two hits on June 2 vs. the Cowboys and then absorbed his second loss of the season to the Pokes on June 3, allowing two runs on one hit with three strikeouts, a walk and a hit batter.

Plano East High School

Richards was a four-year letterman for Travis Collins at Plano East High School ... a two-time all-district honoree. Senior (2006): Richards was a second-team all-district selection after going 4-4 with 60 strikeouts. Junior (2005): He posted a 1-4 record with a 1.40 ERA and 48 strikeouts ... earned honorable mention all-district honors. Sophomore (2004): Richards went 8-0 with a 1.10 ERA and 55 strikeouts as a junior for Plano East. Freshman (2003): He was 3-0 with a 1.61 ERA and 20 strikeouts.

Personal

Stephen is the son of Curt and Sarah Richards ... has one brother, Scott ... majoring in business ... attended the same high school as Lance Armstrong ... high school teammates with TCU's Jake Arietta.



Richard's Career Statistics

Year	W-L	ERA	Sv	G-GS	CG	SH	IP	H	R	ER	BB	SO	2B	3B	HR	BF	Avg	WP	HBP	PO	A	E	Fld.
2007	1-2	5.64	1	15-1	0	0	22.1	22	16	14	11	20	1	1	1	98	.275	4	2	3	3	0	1.000
Total	1-2	5.64	1	15-1	0	0	22.1	22	16	14	11	20	1	1	1	98	.275	4	2	3	3	0	1.000

RETURNING RAZORBACKS



RAZORBACKS



34

Shaun Seibert
Right-Handed Pitcher
6-1 • 200 • Jr. • R/R
Edwardsville, Ill.
Edwardsville HS



Career Highs

Category	Highs	Opponent (last time)	Date
Innings Pitched:	7.0	at South Carolina	March 20, 2005
Hits:	9	Alabama	May 7, 2006
Runs:	6	Mississippi State	March 26, 2005
Earned Runs:	5	at Troy	Feb. 10, 2007
Walks:	4	at Alabama	May 14, 2005
Strikeouts:	7	twice (Auburn)	May 20, 2006

2008 Outlook

Shaun Seibert should be ready to pitch by the start of the 2008 season after Tommy John surgery cut his 2007 season short after just six appearances ... he will be on a limited pitch count early in the season as the Razorback coaches look to expand his role as the season progresses ... one of the premier right-handed pitchers in the Southeastern Conference enter the 2007 season, Seibert is hopeful to return to the starting rotation at the start of the 2008 season, just 11 months off surgery ... will need to continue to build strength in his shoulder to return to 100 percent ... was outstanding as a sophomore in 2006 where he posted a 4-0 record and a 2.79 ERA that ranked second in the conference ... possesses electric stuff with a plus breaking pitch and a fastball that explodes late in the zone ... named the Cape Cod League Co-Pitcher of the Year in 2006 after posting a 6-0 record with a 0.39 ERA in 45.2 innings.

Medical Redshirt (2007)

Seibert will earn a medical redshirt for the 2007 season after undergoing Tommy John surgery in March after making just six appearances for the Razorbacks ... was 0-1 with a 3.79 ERA in 19 innings ... made four starts and struck out 18 while walking 12 and holding opponents to a .222 batting average ... was in the middle of one of his most dominating performances as a Razorback when he tore his elbow just one pitch after stopping in the middle of his delivery on a late time out against Kansas on March 11 ... had allowed just two hits and struck out three in four-scoreless inning vs. the Jayhawks before his season ended ... made the earliest start of his career with his Feb. 3 outing at Louisiana Tech and the junior suffered his first loss since June 5, 2005 at Texas, as Louisiana Tech got to Seibert for two runs on five hits in four innings ... then allowed five runs in just one-plus inning while tying the shortest start of his career at Troy on Feb. 10 ... moved to the bullpen the following weekend and seemed to find his groove as he fanned six over four-scoreless innings of relief against Wisconsin-Milwaukee on Feb. 18 ... earned his first save since Feb. 20, 2003, in that game against Wisconsin-Milwaukee ... worked one-scoreless inning vs. Illinois State on Feb. 24, but struggled with his control as he walked three ... returned to the starting rotation on March 2 vs. Ole Miss in the Dairy Queen Classic at the Metrodome and responded with his best start since beating Auburn on May 20, 2006 ... allowed just one run on three hits over five innings, walking just two and fanning four for a no decision against the Rebels.

Sophomore (2006)

Seibert established himself as a member of the Razorbacks' weekend rotation as the Sunday starter in 2006 ... finished with a 4-0 record and a 2.79 ERA in 61.1 innings ... the 2.79 ERA ranked second in the Southeastern Conference and led the Hogs ... struck out 62 while walking just 15 ... led the team with a 4.1 strikeout-to-walk ratio ...

the 15 walks were the fourth-fewest in the SEC ... allowed just 59 hits on the season, which was the third-fewest in the league ... also played a vital role out of the Hogs' bullpen early in the season as either the closer or a right-handed setup man ... made 10 starts and seven relief appearances on the season, allowing just 19 earned runs, which was the second-fewest in the conference ... saw his first action of the season at the Al Oglethorpe Classic in Edinburg, Texas, throwing two innings against Stephen F. Austin on Feb. 18 ... made his first start of the season against Louisiana Tech on Feb. 25 in Fayetteville, throwing five-scoreless innings ... allowed just three hits and struck out six to earn the win ... allowed two unearned runs on four hits and struck out two ... started his second game of the season against Texas-Arlington on March 3 at the Rainbow Baseball Tournament in Honolulu, Hawaii ... allowed two runs on four hits and struck out five ... did not pitch in the Cal State Northridge series with a sore elbow ... pitched 2.1-scoreless innings at Florida on March 18 to help preserve the Razorbacks' 3-2 win ... did not give up a hit in 1.2 innings of relief work against Centenary on March 22 ... pitched one inning against Georgia on March 25, working a hitless-eighth inning ... worked 2.2 innings of relief in the Hogs' extra-innings win over Wichita State on March 28 ... struck out four while allowing no hits, walks or runs ... allowed two runs in 2.1 innings of work in relief against Tennessee on April 1 ... pitched three dominant innings of relief at Vanderbilt on April 7 ... was perfect in the outing while striking out two ... made his third start of the season at Missouri State on April 11 ... pitched five strong innings, giving up one unearned run off three hits and struck out five ... did not get a decision ... made his first start in SEC play this season against Kentucky on April 16 ... pitched three-strong innings until he began to tire in the fourth ... gave up four runs - all earned - on seven hits and struck out six ... did not walk a batter and did not get a decision ... earned his third win of the season at Mississippi State on April 23, pitching six-impressive innings ... gave up two runs - both earned - off six hits and struck out three Bulldogs ... made his sixth start of the season at LSU on April 30 ... went 2.1 innings, giving up two runs - both earned - off four hits while striking out three ... did

RETURNING RAZORBACKS



not receive a decision ... pitched 4.2 innings allowing two runs - one earned - vs. the Tigers ... worked 3.1 innings at No. 22 Ole Miss on May 14 and allowed three runs on five hits while walking one and striking out three in a no decision ... his grandfather passed away on the evening of May 19, he then went out and got his fourth win of the season on May 20 before returning home ... dedicated the win to his grandfather, working five innings and allowing just one run on five hits, while tying his career high with seven strikeouts. **SEC Tournament:** He did not pitch in the SEC Tournament. **NCAA Fayetteville Regional:** Seibert started the second game of the regional against Princeton on June 3 and earned a no decision ... pitched six innings allowing two runs - all earned - on seven hits ... fanned six while walking just one.

Freshman (2005)

Seibert finished the season with a 5-3 mark and 3.60 ERA in 60 innings ... missed three weeks of action after straining the unlar nerve in his throwing elbow at Alabama on May 14 ... his 52 strikeouts were the third-highest total on the team ... made nine starts and 19 appearances during his freshman campaign ... held opposing hitters to a .241 batting average ... earned his first start against Eastern Illinois on March 13 and threw five shutout innings ... gave up just three hits and no runs against EIU ... struck out six Panthers and walked none ... pitched 4.2 innings in relief against Illinois-Chicago on March 6 ... earned his first career win against the Flames ... went 1.2 innings and allowed one run on two hits in Arkansas' 4-3 win over Minnesota ... pitched four innings at Louisiana Tech and allowed one run on one hit while striking out five ... made his first appearance as a Hog on Feb. 13 versus Texas-Arlington ... gave up four hits and one run while striking out five and walking just one ... was completely dominating in his first SEC start, holding No. 2 USC to one run on two hits in a career-high seven innings ... struggled against MSU, allowing six runs - three earned - in one-plus innings ... at Auburn on April 3 gave up five runs

- four earned - on six hits ... threw three innings of relief on April 9 vs. Vanderbilt, allowing two runs - one earned ... earned his fourth win with 2.1 innings at ORU on April 12 ... started at Tennessee on April 17 ... went 1.2 innings, giving up one hit and walking three ... Pitched 6.1 strong innings of work in relief on April 23 against LSU ... gave up two runs - both earned - on two hits, while striking out a career-high seven batters ... pitched 3.2 innings of relief at Kentucky on April 30 in the second game of a doubleheader ... gave up just two runs - one earned - on four hits in the Razorbacks' 11-8 loss ... pitched 3.2 innings against Florida on May 7 in his sixth start of the season ... left the game after allowing one run on four hits and walking two as he struggled to locate his curve ball ... left the Alabama game on May 14 in the fifth inning after straining the unlar nerve in his right elbow ... took the loss after pitching four innings against the Tide, allowing two runs on three hits before exiting the game. **NCAA Austin Regional:** Seibert returned to the mound against Texas for the first time since May 14 ... struggled to find a rhythm, allowing five runs on four hits in just 1.2 innings of work.

Edwardsville High School

Seibert was a four-year letterman for head coach Tim Funkhouser ... posted a 19-2 career record with a 0.51 ERA and 180 strikeouts ... was a member of Edwardsville's 2002 state runner-up team and 2004 state quarterfinal team ... earned all-state honors in 2003 and was a 2004 preseason All-American selection ... won the Missouri Baseball Hall of Fame Rising Star award ... had a career .390 batting average with 19 home runs and 80 RBI.

Personal

Born Sept. 30, 1985 ... son of Greg and Jeanne Seibert and Kathie Seibert ... has two brothers and one sister ... his brother, Nick, played baseball at the University of Kansas and Southern Illinois University (Edwardsville) ... also recruited by Missouri, Illinois and Missouri State.



Seibert's Career Statistics

Year	W-L	ERA	Sv	G-GS	CG	SH	IP	H	R	ER	BB	SO	2B	3B	HR	BF	Avg	WP	HBP	PO	A	E	Fld.
2005	5-3	3.60	1	19-8	0	0	60.0	53	32	24	31	52	10	1	5	265	.241	8	7	5	11	3	.842
2006	4-0	2.79	0	17-10	0	0	61.1	59	24	19	15	62	9	1	2	258	.251	4	4	3	9	1	.923
2007 (M-RS)	0-1	3.79	1	6-4	0	0	22.1	15	8	8	12	18	4	1	1	83	.221	3	1	0	1	1	.500
Total	9-4	3.27	2	42-22	0	0	140.1	127	64	51	58	132	23	3	8	606	.243	15	12	8	21	5	.853

BASEBALL

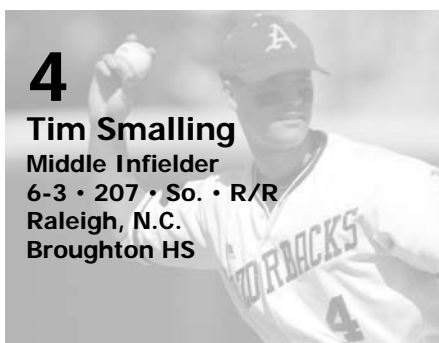


4

Tim Smalling

Middle Infielder

6-3 • 207 • So. • R/R
Raleigh, N.C.
Broughton HS



Career Highs

Category	Highs	Opponent (last time)	Date
At Bats:	6	Wisconsin-Milwaukee	Feb. 18, 2007
Hits:	4	two times (at Alabama)	May 12, 2007
RBI:	3	Mississippi State	April 8, 2007
Runs scored:	4	Wisconsin-Milwaukee	Feb. 18, 2007
Home runs:	1	two times (Mississippi State)	April 8, 2007
Walks:	2	four times (Ole Miss)	May 17, 2007
Stolen bases:	1	vs. Alabama	May 23, 2007
Strikeouts:	3	Creighton	June 3, 2007

2008 Outlook

After an outstanding freshman season at Arkansas in 2007, Tim Smalling returns for what is expected to be an even better 2008 ... started 45 games at shortstop as a freshman and hit .288 with a .935 fielding percentage ... will battle junior-college transfer Scott Lyons for the starting nod at shortstop and could also see time at second or third base ... a slick-fielding infielder who was discovered by the Arkansas coaching staff in one of its camps ... the North Carolina High School Player of the Year following his senior season ... an intelligent player with outstanding defensive abilities and a strong arm ... has good baseball instincts and the potential to become an outstanding hitter.

Freshman (2007)

Smalling came in as a true freshman and won the starting job as the Razorbacks' shortstop as a freshman in 2007 ... started 45 games at short and hit .288 with two home runs, eight doubles and 24 RBI ... posted a .389 on-base percentage and stole one base while fielding .935 with just 12 errors in 186 chances as a freshman ... at his best with runners in scoring position, hitting .341 (15 for 44) as he drove in 24 runs on the season ... scored 31 runs and collected 42 hits ... drew 21 walks and five hit by pitches ... was second on the team in game-winning this with three ... also has 11 multiple-hit games and eight multiple-RBI games ... began his Arkansas career with a start at Louisiana Tech on Feb. 3 ... then started all three games at Troy (Feb. 9-11) and batted .545 with a double and three RBI ... recorded two multiple-hit games and scored three runs against the Trojans ... hit .455 against Milwaukee-Wisconsin, including a career-best four-hit performance against the Panthers in the second game of a doubleheader on Feb. 18 ... started all three games of the Illinois State series at shortstop and went 2 for 4 with three runs scored on Feb. 23 in the opener vs. the Redbirds ... went 0 for 3 vs. Ole Miss in the first game of the DQ Classic but rebounded with a 2-for-4 performance in the second game of a doubleheader against Minnesota on March 4 ... was 1 for 3 with two RBI in his only start of the Kansas series on March 11 ... then went 1-4 with a RBI single on March 13 against ORU ... struggled in the Kentucky series, but responded with two hits at Centenary and two runs scored ... was 1 for 4 on March 23 in a win over No. 1 Vanderbilt with a RBI and a hit by pitch ... was 2 for 3 with three runs scored vs. Northern Colorado on April 3 ... came through with a big three-run home run on April 8 to put the Hogs on top to stay against Mississippi State and salvage the final game of the series ... went 2 for 3 vs. Missouri State on April 11 in Fayetteville ... started all three games of the Florida series at shortstop and drove in six runs and drew three walks ... made two hard-hit outs in his at bats vs. Georgia

Tschepikow's Career Statistics

Year	BA	G-GS	AB	R	H	2B	3B	HR	RBI	TB	SLUG	SB-SBA	SO	BB	HBP	SF	SH	OB%	PO	A	E	FLD
2005	.400	21-16	60	13	24	4	0	1	16	31	.517	1-4	6	14	0	0	0	.514	25	35	3	.952
2006	.167	14-11	36	5	6	1	0	1	3	10	.278	1-2	4	7	0	1	0	.295	18	17	3	.921
Total	.313	35-27	96	18	30	5	0	2	19	41	.427	2-6	10	21	0	1	0	.432	43	52	6	.941

on April 20, including just missing a home run as the UGA left fielder caught it up against the wall ... missed the final two games of the Georgia series due to illness ... got back into the lineup in the final game of the Auburn series ... started the first game vs. LSU on May 4 ... turned in a career day at Alabama on May 12, going 4 for 5 with two doubles and two RBI against the Crimson Tide ... the four hits tied a career high and the two doubles were also a career first ... reached base in seven-of-nine plate appearances against Alabama ... was also 2 for 2 with runners in scoring position vs. the Crimson Tide ... started all three games of the Ole Miss series. SEC Tournament: Smalling started all four games of the SEC Tournament at shortstop, getting four hits in 16 at bats with a double and his first career stolen base (vs. Alabama) ... was 2 for 4 on May 26 vs. South Carolina in Regions Park. NCAA Fayetteville Regional: Smalling started all four games of the Fayetteville Regional, hitting .250 with an RBI.

Broughton High School

Played for Jim Comis at Broughton High School where he was a two-time first-team all-state selection and a four-time all-conference honoree ... the male athlete of the year at Broughton High School in 2006. Senior (2006): Smalling hit .476 with 34 RBI and 10 stolen bases ... was 8-2 on the mound with a 2.58 ERA and 64 strikeouts ... a first-team all-state selection by the North Carolina Coaches Association ... the Cap 7 Player of the Year ... also earned all-conference and all-academic honors ... the 2006 Diamond Sports All-Wake County Player of the Year ... named to the All-Impact team for North Carolina. Junior (2005): He hit .338 as a junior with two home runs, five doubles and 20 RBI ... named to the third-team All-Impact team and was an NC Preps all-state first-team honoree ... also named first-team all-conference. Sophomore (2004): Smalling earned all-conference honors as a sophomore with a .309 batting average ... had a home run, six doubles and 14 RBI. Freshman (2003): He hit .274 with five doubles, 11 RBI and two stolen bases ... earned honorable mention all-conference accolades.

Personal

Tim is the son of Robert and Aileen Smalling ... has three sisters, Amanda,

RETURNING RAZORBACKS

2008 SEASON





1

Ben Tschepikow
Second Baseman
5-11 • 200 • Jr. • L/R
Fayetteville, Ark.
Fayetteville HS



Career Highs

Category	Highs	Opponent (last time)	Date
At Bats:	6	at Georgia	April 22, 2007
Hits:	3	five times (LSU)	May 5, 2007
RBI:	4	two times (at Kentucky)	March 16, 2007
Runs scored:	2	10 times (Wichita State)	April 25, 2007
Home runs:	1	three times (Oral Roberts)	March 13, 2007
Walks:	2	four times (Wis.-Milwaukee)	Feb. 19, 2007
Stolen bases:	1	six times (LSU)	May 5, 2007
Strikeouts:	2	three times (LSU)	May 6, 2007

2008 Outlook

Ben Tschepikow enters the 2008 season coming off wrist surgery but the redshirt junior appears healthy after a strong fall practice ... the incumbent starter at second base after 42 games in 2007, Tschepikow is primed for a big 2008 campaign ... a gifted all-around baseball player with excellent hands and a tough out at the plate ... very good at turning the double play ... one of the best pure hitters on the Hogs' roster, he hit an impressive .400 over the second half of the 2005 season but has been limited with injuries over the past two seasons ... his ailing back limited his freshman campaign and brought his 2006 season to an end after just 14 games ... played 2007 with wrist and shoulder injuries ... capable of playing shortstop or third base as well ... has excellent speed and footwork to go along with a strong arm.

Sophomore (2007)

Tschepikow made 42 starts and played in 50 games in 2007 but was limited coming off back surgery and enduring a injured wrist that forced surgery following the season ... finished the season with a .279 batting average ... was at his best with runners in scoring position with a .333 average (21 of 63) ... drove in 29 runs and scored 34 more while collecting nine doubles, a triple and a home run ... drew 19 walks and struck out just 20 time in 179 at bats last season ... stole three bases ... hit safely in 36-of-50 games in 2007, including 30-of-42 starts ... laid down five sacrifice bunts and had five sacrifice flies ... batted .247 in SEC play ... was 7 for 12 (.583) off the bench last season with four RBI ... started two games in the Louisiana Tech series, collecting one hit in each game ... hit in his first six games of the season and 11 of his first 12 ... hit .556 with a RBI, a double and four runs scored in three games at Troy ... was 3 for 7 with five runs scored and two RBI in three starts against Wisconsin-Milwaukee ... went 2 for 9 in the Illinois State series with a RBI and two walks ... had hit in six-straight games before going 0 for 4 at Minnesota in the second game of a doubleheader on March 4 ... he was 1 for 3 vs. Ole Miss on March 2 in the first game of the Dairy Queen Classic at the Metrodome and 3 for 5 with a RBI and a double in the first game of the doubleheader with the Gophers ... started the first two games of the Kansas series ... broke out of a 0-for-12 slump vs. ORU on March 13, going 3 for 4 with his first home run of the season and a career-best four RBI ... came off the bench at Kentucky on March 16 and delivered two, two-RBI singles, including a pinch hit that put the Hogs on top for good ... was 2 for 3 with two runs scored at Centenary on March 21 ... went 1 for 4 vs. top-ranked Vanderbilt on March 24 and then followed that with two hits and a RBI on March 25 to clinch the series ... was 2 for 5 with a double and two runs scored as the Hogs completed the first three-game sweep of Tennessee in Knoxville in school history ... returned to the Razorbacks' lineup on April 18 at Missouri State for the first time since April 6 vs. Mississippi State after missing six games with a sore shoulder ... went 2 for 4 vs. the Bears with a RBI and two runs scored ... was 2 for 13 at Georgia, but played outstanding defense at second base as he helped the Hogs roll up eight double plays while making three highlight-reel plays at second base ... drove in two runs and lined a double into the



BASEBALL



left-center field gap against Wichita State on April 25 as he went 2 for 4 with two runs scored ... started the first two games of the Auburn series going 2 for 10 with two runs scored and a RBI ... was 1 for 2 with a runs scored off the bench on May 4 against LSU ... then started at second base on May 5 vs. the Tigers and tied his career-high with three hits and drove in a run with his first career triple ... started the series opener at Alabama on May 11 ... started the second game of the Ole Miss series at Baum Stadium on May 18 as the Hogs clinched the SEC West and went 1 for 3 with a run scored and a RBI. **SEC Tournament:** Tschepikow started all four games of the SEC Tournament at second base and played excellent defense, including several highlight-reel plays ... collected a single and scored a run vs. South Carolina on May 24 and then doubled and laid down a sacrifice bunt against the Gamecocks on May 26. **NCAA Fayetteville Regional:** Tschepikow started three games in the Fayetteville Regional at second base and hit .214 with one hit in all three games ... had an RBI vs. Albany on June 1 and Oklahoma State on June 2 when he doubled home a run.

Medical Redshirt (2006)

Tschepikow played in only 14 games with 11 starts as a sophomore ... chronic back problems derailed his season and necessitated surgery that put him on the shelf until summer ball ... batted just .167 in 36 painful at bats ... turned in a solid game in the Hogs' 3-0 win over Oklahoma State on Feb. 11 in Mobile, Ala., at the Jaguar Invitational, going 2 for 3 with a double ... was 1 for 3 with a run scored on Feb. 25 against Louisiana Tech ... played in three games of the Rainbow Baseball Tournament in Honolulu, Hawai'i on Feb. 28 vs. Washington and then March 1 and March 4 vs. Texas-Arlington ... hit his only home run of the season on March 4 against UTA ... made his final start of the season against Cal State Northridge on March 10 ... his final appearance of the season came on March 11 game against the Matadors as a defensive replacement at second base.

Freshman (2005)

Tschepikow took a little bit of time to adjust to Division-I baseball, but the Fayetteville freshman came on late in 2005 and proved to be an excellent hitter ... saw action at designated hitter and second base in his frosh campaign ... made 16 starts and saw action in 21 games ... struggled with a back injury that flared up late in the season ... the freshman brought speed and aggressiveness to the Hogs' lineup ... batted .400 (24 for 60) on the season with a .514 on-base percentage ... finished with 16 RBI and 14 walks while only striking out six times in 60 at bats ... playing time first increased after second baseman John Henry Marquardt injured his knee on April 23, Tschepikow hit .462 from that point on ... got his first hit against Centenary on March 22, and collected at least one hit in 15 of the 18 games he played ... batted .453 with 14 RBI since getting his first hit ... put together a 10-game hitting streak as a reserve from April 5 to May 14 ... saw his first action as a Razorback on March 5 against Illinois-Chicago ... scored a run and picked up one RBI in the game ... drove in his second run of the season on March 11 vs. Eastern Illinois with a RBI ground out ... got his first hit at Centenary on March 22 ... went 1 for 1 in a start at second base against Northern Colorado on April 5 ... substituted in the 10th inning on April 9 and drove in the game-winning run with two outs for only his third hit of his career ... collected two hits in three at bats and hit his first career home run at Oral Roberts on April 12 ... started at DH for the Hogs on April 19 at SMS and went 1 for 4 with one strikeout ... went 2 for 2 with two RBI against Oral Roberts on April 26 ... had his first three-hit game in the first game of a doubleheader on April 30 at Kentucky, going 3 for 4 with his first career double ...



went 2 for 3 in the series opener against Florida on May 6 with a RBI and a run scored ... followed that with one hit on May 7 ... was 2 for 5 with two RBI on May 8 vs. the Gators ... got only one hit at Alabama, a single on May 13, but reached base five times and scored three of the Hogs' 10 runs ... drew four walks against the Crimson Tide. **SEC Tournament:** Tschepikow went 2 for 4 with a walk and a run scored against Alabama on May 26. **NCAA Austin Regional:** Tschepikow put up outstanding numbers in NCAA Tournament ... started three of the four games in Austin - all three against Texas ... hit .417 with five hits in 12 at bats against the Longhorns ... drove in five runs and scored two more ... went 3 for 4 with a run scored and two RBI in the Razorbacks' 9-2 win over Texas on June 4.

Fayetteville High School

Lettered three years for head coach Vance Arnold ... finished prep career with a .430 batting average and nine home runs ... a wrist injury kept him sidelined during his entire senior season ... helped lead team to state title in 2003 ... named all-state honorable mention as a junior ... also lettered in football and basketball ... earned all-state honors in football in 2004.

Personal

Born Sept. 22, 1985 ... son of Nick and Frances Tschepikow ... has two brothers ... also recruited by SMS, Wichita State, Kansas State,

Tschepikow's Career Statistics

Year	BA	G-GS	AB	R	H	2B	3B	HR	RBI	TB	SLUG	SB-SBA	SO	BB	HBP	SF	SH	OB%	PO	A	E	FLD
2005	.400	21-16	60	13	24	4	0	1	16	31	.517	1-4	6	14	0	0	0	.514	25	35	3	.952
2006 (M-RS)	.167	14-11	36	5	6	1	0	1	3	10	.278	1-2	4	7	0	1	0	.295	18	17	3	.921
2007	.279	50-42	179	34	50	9	1	1	29	64	.358	3-4	20	19	7	5	5	.362	68	113	14	.928
Total	.291	85-69	275	52	80	14	1	3	48	105	.382	5-10	30	40	7	6	5	.387	111	165	20	.932

RETURNING RAZORBACKS

2008 SEASON





26
Mickey Armstrong
Catcher
5-10 • 191 • Fr. • R/R
The Woodlands, Texas
The Woodlands HS

2008 Outlook

Mickey Armstrong joined the Arkansas baseball program in January of 2008 after spending the fall semester at Texas Tech ... a teammate and battery mate of fellow Arkansas freshman outfielder and right-handed pitcher Brett Eibner at The Woodlands [Texas] High School ... a strong-armed backstop with good defensive skills ... will provide depth at catcher and is a candidate to redshirt in 2008.

Texas Tech (Fall 2007)
Armstrong signed with Texas Tech out of high school ... spent the fall of 2007 in the Red Raider program before transferring to Arkansas in January of 2008.

The Woodlands High School

Armstrong played for head coach Ron Eastman at The Woodlands High School where he helped the Highlanders capture the 2006 5A State Championship and finish No. 1 in USA TODAY's 2006 Super 25 baseball rankings ... a two-time All-State honoree by the coaches and the Texas Sports Writers Association ... three-time all-district and all-county selection ... 2007 all-county defensive player of the year. **Senior (2007):** Armstrong hit .407 with two home runs and 28 RBI on his way to first-team

All-State honors ... named Houston Athlete of the Week three times as a senior ... played for the Texas Sunbelt Team and the Houston All-Star Team. **Junior (2006):** He claimed first-team All-State, all-district and all-county honors behind the plate as The Woodlands captured the 5A State Championship and finished No. 1 in USA TODAY's 2006 Super 25 baseball rankings ... hit .427 with four home runs, 10 doubles, a .997 fielding percentage and a .527 slugging percentage ... Houston County Defensive Player of the Year ... named to the state championship all-tournament team ... set a Highlanders' record for most putouts. **Sophomore (2005):** Armstrong batted .417 with four home runs en route to all-district and all-county honors.

Personal

Mickey is the son of Jim and Meli Armstrong ... has one sister, Josie, and one brother, Cody ... plans on majoring in business at Arkansas.



32
Mike Bolsinger
Right-Handed Pitcher
6-2 • 212 • So. • R/R
McKinney, Texas
North McKinney HS /
Grayson County CC

2008 Outlook

Bolsinger will immediately bolster the Razorbacks' pitching staff ... one of the top pitchers on the staff with experience and competitiveness ... could serve in several roles ... will get a look as the closer and could start ... possesses an outstanding fastball with movement and sink to go along with a tight slider ... improved delivery and has become more of a pitcher and less of a thrower ... comes to the

Hogs after one year at Grayson County [Texas] Community College where he posted a 6-1 record as a freshman ... drafted in the 34th round by the Cleveland Indians out of McKinney North High School in 2006 ... played with Arkansas teammates Jeff Nutt and Sean Jones on the Coppell Copperheads in the Texas Collegiate League during the summer of 2007.

Grayson County Community College

Bolsinger pitched as a freshman in 2007 for head coach Dusty Hart at Grayson County Community College ... posted a 6-1 record with a 2.93 ERA over 46 innings of work ... struck out 48 over 10 appearances and nine starts while issuing 24 walks ... helped Grayson capture

their sixth conference championship in the last 10 years.

North McKinney High School

Bolsinger pitched and played right field for head coach Brandon Milam at North McKinney High School ... selected by the Cleveland Indians with the 1,031 overall pick of the 2006 MLB Draft. **Senior (2006):** He earned second-team All-State honors with an 8-2 record on the mound and a .341 batting average at the plate ... boasted a 1.66 ERA with 116 strikeouts. **Junior (2005):** Bolsinger pitched his way to a 7-2 mark as a junior with a 2.30 ERA.

Personal

Mike is the son of John and Mary Bolsinger ... has one brother, Johnny ... posted a 4.0 as a senior at North McKinney High School ... enjoys community service ... undecided on a major at Arkansas.



18
Tim Carver
Infielder
5-11 • 179 • Fr. • R/R
Fayetteville, Ark.
Fayetteville HS

2008 Outlook

Tim Carver joins the Razorbacks after leading Fayetteville High School to back-to-back Arkansas 7A State Championships ... an outstanding all-around athlete and a good contact hitter ... Carver is versatile in the field and has a quick bat ... a candidate to redshirt in 2008.

Fayetteville High School

Carver helped lead Vance Arnold's Purple Dogs to back-to-back state championships in 2006 and 2007 ... a two-time all-conference selection. **Senior (2007):** Carver earned first-team 7A All-State honors ... hit .412 during his senior campaign with three home runs, 27 RBI, 31 runs scored, 15 doubles and 12 stolen bases ... played for the West Team in the 2007 Arkansas

All-State Game. **Junior (2006):** He hit .357 with a team-best 45 hits, 13 doubles and 32 runs scored. **Sophomore (2005):** Carver played second base for Fayetteville.

Personal

Tim is the son of Tim and Dyanna Carver ... has two sisters, Jenna and Jodi ... enjoys working on cars and surfing ... hails from the same high school as current Razorbacks Ben Tschepikow and classmate Jake Fuller along with former Hog Blake Parker ... plans on majoring in business at Arkansas.



6
Ryan Cisterna
Catcher
6-2 • 200 • Jr. • R/R
Gilbert, Ariz.
Gilbert HS / Chandler-Gilbert CC

2008 Outlook

Ryan Cisterna is one of the best catch-and-throw backstops coming into college baseball in 2008 after an outstanding career under former Razorback Doyle Wilson at Chandler-Gilbert [Ariz.] Community College ... will challenge Jeff Nutt for the starting job behind the dish ... his catch and throw times to second base range from 1.78 to 1.90 ... threw out 50 percent of would-be base stealers at

Chandler-Gilbert last season ... twice selected in the Major League Baseball Draft ... taken by the Kansas City Royals in the 47th round in 2006 and by the Washington Nationals in the 46th round in 2007 ... ranked 16th on Baseball America's top draft prospects in Arizona.

Chandler-Gilbert Community College

Cisterna played for former Arkansas great Doyle Wilson at Chandler-Gilbert Community College. **Sophomore (2007):** Cisterna hit .364 as a sophomore with 11 doubles, two home runs, a .505 on-base percentage and 34 RBI ... threw out 50 percent (15 of 30) would-be base stealers in 2007 ... team finished third in the region. **Freshman (2006):** He batted .234 in limited action as a freshman and threw out four base runners coming off Tommy John surgery during

his senior year of high school.

Gilbert High School

Cisterna played for head coach Matt Gutierrez at Gilbert [Ariz.] High School where he was a three-year letterman. **Senior (2005):** Cisterna missed most of his senior season after Tommy John surgery. **Junior (2004):** He earned first-team all-region and second-team All-State as a junior. **Sophomore (2003):** Cisterna and was first-team all-region as a sophomore.

Personal

Ryan is the son of Mark and Sharon Cisterna ... has one sister, Kourtenay ... enjoys fishing, golfing and poker ... is majoring in criminal justice ... chose the Razorbacks over Miami (Fla.).



10
Andrew Darr
Outfielder/First Baseman
6-2 • 203 • Jr. • R/R
Gilbert, Ariz.
Mesquite HS / Chandler-Gilbert CC

2008 Outlook

Andrew Darr is 100 percent healthy entering the 2008 season after transferring into the Razorback program last season after two-stand-out seasons at Chandler-Gilbert Community College ... redshirted in 2007 after injuries kept him off the field ... much improved over the last year and will challenge for playing time ... will battle in a deep and talented Arkansas outfield ... versatile with the ability to also play first

base, third base or catch if needed ... has good speed and power at the plate ... bat could be a factor in 2008 ... played in the Arizona Collegiate League in the summer of 2006, hitting .425 with five home runs and 26 RBI.

Redshirt (2007)

Darr redshirt his first season in Fayetteville after suffering a broken hamate bone.

Chandler-Gilbert Community College

Darr was a two-year starter at Chandler-Gilbert Community College for former Razorback catcher and head coach Doyle Wilson. **Sophomore (2006):** Darr batted .291 with seven doubles, three triples, a home run and 26 RBI ... also scored 20 runs and stole five bases.

Freshman (2005): Darr hit .271 in 50 games as a freshman with 21 RBI and nine stolen bases ... collected seven doubles and three triples.

Mesquite High School

Darr earned three letters in baseball for head coach Jeff Holland and one in basketball at Mesquite High School. **Senior (2004):** He was the Team MVP after hitting .485 with 17 doubles, nine home runs and 50 RBI ... was the Fiesta Region Player of the Year and named to the Arizona Republic 5A all-state team. **Junior (2003):** Darr batted .400 with four home runs and 34 RBI ... named first-team all-region.

Personal

Andrew is the son of Chris and Carol Darr ... he has one brother, Brent ... majoring in criminal justice.



24
Brett Eibner
Outfielder/RHP
6-3 • 195 • Fr. • R/R
The Woodlands, Texas
The Woodlands HS

2008 Outlook

Brett Eibner comes to the Razorbacks as a two-way player with outstanding athletic ability and a tremendous arm ... a five-tool player that was a fourth-round draft pick of the Houston Astros (No. 141 overall) in the 2007 MLB Draft ... the seventh-highest drafted player to come to a Division-I college in 2007-08 ... has the ability to be a force in the SEC as a freshman both at the plate and on the mound ... timed at 6.6 seconds

in the 60-yard dash ... on the hill has an overpowering fastball (low-to-mid 90s) with movement and sharp, tight curveball ... is positioned to start for the Razorbacks in the outfield or at designated hitter and will be in the mix to start on the mound or be one of the top arms out of the bullpen ... ranked 24th on Baseball America's list of top draft prospects in Texas.

The Woodlands High School

Eibner played for head coach Ron Eastman at The Woodlands High School where he helped the Highlanders to the 2006 Texas 5A State Championship, while finishing No. 1 in USA TODAY's Super 25 baseball rankings. **Senior (2007):** Eibner hit .417 with six home runs and 15 RBI at the plate while posting a 5-0 record with a 2.80 ERA on the mound ... had one save

and 58 strikeouts ... was a 15-5A first-team all-district outfielder in 2007 and named third-team 5A All-State by the Texas Sports Writers Association. **Junior (2006):** He helped The Woodlands High School capture the 2006 5A State Championship and finish No. 1 in USA Today's Super 25 baseball rankings ... batted .254 with three home runs and 18 runs scored ... was 2-0 on the mound with a save and a 0.88 ERA ... fanned 15 in 16 innings of work.

Personal

Brett is the son of Dan and Karole Eibner ... has two brothers, Drew, who played on the Arkansas men's golf team, and Ryan ... undecided on a major at Arkansas.



ARKANSAS



15

Jake Fuller
Outfielder
6-2 • 193 • Fr. • L/R
Fayetteville, Ark.
Fayetteville HS

2008 Outlook

Jake Fuller is the next in a long line of Fayetteville High School products who have gone on to play for the Razorbacks ... the left-handed hitter is an outstanding athlete with potential at the plate ... a plus runner with a strong arm ... helped head coach Vance Arnold's Purple Dogs to back-to-back state championships in 2006 and 2007 ... has a bright future with the Hogs and will provide depth in

Arkansas' outfield as a freshman.

Fayetteville High School

Fuller was a two-time all-conference selection at Fayetteville High School where the Purple Dogs captured the 2006 and 2007 state championship. **Senior (2007):** Fuller was an All-State honoree and

All-7A West Conference selection after hitting .430 with two home runs, 31 RBI, 11 doubles, four triples and swiping 17 bases ... played right field and drew 15 walks. **Junior (2006):** He hit .413 with 30 RBI and 13 stolen bases ... earned All-7A West Conference honors while playing left field.

Personal

Jake is the son of Greg and Janet Fuller ... has one brother, Aaron ... was a member of the national honor society and the Spanish national honor society at Fayetteville High School ... hails from the same high school as current Razorbacks Ben Tschepikow and classmate Tim Carver along with former Hog Blake Parker ... plans on majoring in international business at Arkansas ... was recruited by Missouri, Notre Dame, Vanderbilt, Nebraska, Air Force and Oral Roberts.



9

Jacob House
Outfielder/First Baseman
6-3 • 185 • Fr. • L/L
Mansfield, Texas
Mansfield Timberview HS

2008 Outlook

Jacob House could be an impact player for the Razorbacks as a freshman in 2008 ... has an outstanding swing and approach at the plate ... has surprising power and will be in the mix for significant playing time ... possesses a big upside in the coming years for Arkansas ... has great size at 6-4, 190 pounds and can play in the outfield or at first base ... should play a role for the Hogs in 2008.

Mansfield Timberview High School

House pitched and played first base for head coach Robert Owens at Mansfield Timberview High School ... a three-time all-district selection. **Senior (2007):** House earned first-team all-district honors (4-5A) and was named to the Fort Worth Star-Telegram Super Team ... hit .425 (34 for 80)

with five home runs, seven doubles, two triples, eight stolen bases and 30 RBI at the plate ... on the mound, posted a 4-1 record with a 2.89 ERA, two saves and 74 strikeouts. **Junior (2006):** He garnered earned first-team all-district honors (15-4A) ... batted .496 (59 for 119) with four home runs, 16 doubles, four triples, 12 stolen bases and 40 RBI. **Sophomore (2005):** House was a second-team all-district selection.

Personal

Jacob is the son of Jay and Shelia House ... enjoys listening to music and playing guitar ... undecided on a major at Arkansas.



35

Kendall Korbal
Right-Handed Pitcher
6-6 • 205 • Fr. • R/R
Houston, Texas
Langham Creek HS

2008 Outlook

Kendall Korbal, a true freshman, possesses possibly the best pitchability on the Razorbacks' staff ... a 6-foot, 6-inch frame combined with a smooth delivery could spell trouble for the SEC ... the right-hander has a fastball around 90 mph ... consistently throws four pitches for strikes to either side of the plate ... uses a tight slider, curveball and a changeup along with good sink on his fastball ... has a chance to pitch in the

weekend rotation right away.

Langham Creek High School

Korbal pitched and played first base for head coach Armando Sedeno at Langham Creek High School ... participated in the Area Code Games ... attended MLB scout workouts. **Senior (2007):** Korbal did not allow a run in two appearances as a senior in 2007 before missing the remainder of the season with an injury. **Junior (2006):** He was a second-team all-district 17-5A in 2006 ... posted a 5-2 record with a 1.48 ERA and 57 strikeouts in 52 innings ... was even better in district games with a 0.88 ERA that ranked second in district 17-5A ... attended the Perfect Game Sunshine South showcase.

Personal

Kendall is the son of Andy and Paula Korbal ... has one brother, Kyle, who plays basketball ball at Abilene Christian ... enjoys working out, playing basketball, hunting, fishing and poker ... majoring in kinesiology at Arkansas.



BASEBALL



25

Collin Kuhn
Outfielder/Infielder
5-11 • 186 • Fr. • R/R
Beaver Dam, Wis.
Beaver Dam HS

a factor in the future for the Diamond Hogs.

Beaver Dam High School

Kuhn played for head coach Joe Loizzo at Beaver Dam High School ... Loizzo told the Milwaukee Journal Sentinel "In my 30 years of coaching, he was probably the biggest impact player at Beaver Dam."

2008 Outlook

Collin Kuhn continues the Hogs' pipeline from Wisconsin a talented all-around athlete ... the Beaver Dam infielder possesses outstanding potential ... earned All-State and regional All-America honors by the American Baseball Coaches Association ... has an outstanding bat and excellent speed ... a gap-to-gap hitter that will rack up a lot of doubles ... can play in the outfield or second base ... has tools and will be

Senior (2007): Kuhn batted .534 during his senior campaign, which is the second-best average in Beaver Dam school history ... scored 26 while belting three doubles and three home runs ... drove in 24 runs and swiped 15 in 21 games ... earned first-team All-State honors from the Wisconsin Baseball Coaches Association in 2007. Junior (2006): He was a second-team all-district six selection as an infielder in 2006 where he hit .438 with



8

Chase Leavitt
Outfielder/Infielder
6-0 • 190 • Jr. • L/R
St. George, Utah
Snow Canyon HS / Dixie State [Utah] College/ CC of Southern Nevada

field or infield ... will likely roam the outfield for the Razorbacks ... ranked No. 13 on Baseball America's top draft prospects from Nevada ... earned All-California Collegiate League honors last summer playing for the Santa Maria Indians.

Dixie State College / CC of Southern Nevada

Freshman (2004): Leavitt began his college career playing for Mike

Littlewood at Dixie State [Utah] Junior College in 2004 ... helped Dixie State to the 2004 NJCAA National Championship ... earning first-team All-Region XVIII and honorable mention All-America honors along the way ... hit .372 as a freshman at Dixie State with 48 RBI and 18 stolen bases. Sophomore (2007): After Leavitt returned from his two-year Mormon mission, Dixie State had moved from the junior college ranks to the NCAA Division-II level ... then transferred to the CCSN to

a home run and 16 RBI in 12 conference games while posting a .656 slugging percentage and a .578 on-base percentage.

Personal

Collin is the son of Mitch and Karen Kuhn ... has one sister Cierra ... undecided on a major at Arkansas ... chose Arkansas over Minnesota and Wisconsin-Milwaukee.

2008 Outlook

Chase Leavitt began his collegiate baseball career at Dixie State [Utah] College in 2004 ... spent the next two years on a Mormon mission ... resumed his baseball career at the Community College of Southern Nevada in 2007 ... a line-drive hitter with power and a great eye at the plate ... has good speed and defensive abilities ... top of the order type of hitter that is a tough out ... has the ability to play in the out-

play for head coach Tim Chambers ... hit .355 with 14 doubles, three triples, 73 RBI and 31 stolen bases in 2007 ... was named first-team all-conference as a designated hitter.

Snow Canyon High School

Leavitt played for head coach Jerry Beck at Snow Canyon High School ... helped Snow Canyon capture the 2002 state championship ... a two-time All-State and three-time all-conference honoree ... Senior (2003): He hit .455 with 32 RBI and eight home runs ... earned first-team All-State. Junior (2002): He hit .487 with 27 RBI and four home runs, earning second-team All-State honors. Sophomore (2001): Leavitt hit .536 with 32 RBI and two home runs ... honorable mention All-State honors.

Personal

Chase is the son of Clayton and Cami Leavitt ... has one sister, Chelsi, and one brother, Colby ... enjoys wake boarding and watching movies ... majoring in sociology at Arkansas.



51

Isaac Lewis
Catcher
6-2 • 202 • Fr. • R/R
Fort Smith, Ark.
Reitz Memorial [Evansville, Ind.] HS

Reitz Memorial High School

Lewis played for head coach Quentin Merkel at Reitz Memorial High School in Evansville, Ind. ... a three-year letterman ... two-time all-conference selection and two-time team captain. Senior (2007): Lewis played right field and hit .417 with 18 doubles, six home runs and 46 RBI

... earned honorable mention all-conference honors. Junior (2006): He hit .430 with two home runs and 35 RBI while catching ... an honorable mention all-conference selection. Sophomore (2005): Lewis played right field and batted .350 for Reitz Memorial's state runner-up team.

2008 Outlook

Isaac Lewis joined the Arkansas program in August of 2007 as a walk-on catcher ... will serve as a reserve catcher and provide quality depth to the Razorbacks' bench in 2008.

Personal

Isaac is the son of Mark and Julie Lewis ... has one sister, Gabrielle ... family moved to Fort Smith, Ark., following his senior year of high school ... enjoys hanging out with friends and watching movies ... majoring in business at the University of Arkansas.

NEWCOMERS

2008 SEASON





3

Scott Lyons**Shortstop****6-0 • 171 • Jr. • R/R****Covina, Calif.****Charter Oak HS / CS****Northridge / Mt. San****[Calif.] Antonio JC****2008 Outlook**

Scott Lyons should make an immediate impact in the middle infield for the Razorbacks in 2008 ... possibility be one of the best defensive shortstops in college baseball ... a line-drive hitter with gap-to-gap power ... one of the finest shortstops in California coming out of high school ... a 36th-round draft pick of the Boston Red Sox in the 2007 MLB Draft ... has great baseball instincts and outstanding speed ... played for the

Chatham A's in the Cape Cod League during the summer of 2007, hitting .246 with a home run, three triples and 13 RBI.

Cal State Northridge / Mt. San Antonio JC

Lyons began his college career at Cal State Northridge where he started at shortstop as a true freshman in 2006 ... hit .321 with a home run and 30 RBI for

Northridge ... earned honorable mention All-Big West honors ... led the Matadors into Baum Stadium in 2006 and started all three games at shortstop ... transferred to Mt. San Antonio [Calif.] Junior College as a sophomore where he established a school record with a .456 batting average ... collected 12 doubles, four triples and scored 44 runs ... a first-team All-South Coast Conference selection as well as earning All-Southern California and All-State honors.

Charter Oak High School

Lyons played for head coach Tom Quinley at Charter Oak High School in Covina, Calif. ... a four-year letterman and three-time all-league selection. **Senior (2005):** Lyons hit .410 with two home runs as Charter Oak won the Miramonte League Championship ... garnered first-team All-Miramonte League honors along with being named first-team All-CIF and All-San Gabriel Valley. **Junior (2004):** He hit .475 while earning first-team honors in the Miramonte League, the CIF and the San Gabriel Valley. **Sophomore (2003):** Lyons was selected second-team All-Miramonte League and made just one error all season at shortstop. **Freshman (2002):** He hit .455 while playing shortstop.

Personal

Scott is the son of Doug and Patty Lyons ... has one brother, Brett ... majoring in sociology at Arkansas ... enjoys going to the beach and watching movies.



42

James Mahler**Right-Handed Pitcher****6-7 • 240 • Fr. • R/R****Sandy, Utah****Jordan HS****2008 Outlook**

James Mahler is the son of former major-leaguer Mick Mahler and the nephew of former major-leaguer Rick Mahler ... possesses a fastball around 90 mph with an outstanding knuckle curveball that is his out pitch and a progressing changeup ... has made great strides with his delivery and mechanics since arriving on campus ... has the potential to become a part of Arkansas' rotation as a freshman ... will also get

a look out of the bullpen as a possible closer ... was a 42nd-round draft pick of the Philadelphia Phillies (1,262) in the 2007 MLB Draft ... ranked No. 6 on Baseball America's list of top professional prospects from Utah ... has a great pitchers body at 6-foot, 7-inches and 240 pounds ... got his first taste of Razorback baseball at the 2006 Perfect Game showcase at Baum Stadium in June of 2006 ...

ranked No. 33 among the Perfect Game top 100 pitchers.


Jordan High School

Mahler pitched and played first base for head coach Ron Anderson at Jordan High School where he helped the Beetdiggers capture the 2007 Utah 5A State Championship after a runner-up finish in 2006. **Senior (2007):** Mahler

garnered All-State honors after leading his team to the state championship ... fanned 10-consecutive batters in a 2007 game against Alta, Utah, which is the second-most in state history. **Junior (2006):** He posted an 8-3 record with a 2.12 ERA in 2006 ... earned second-team All-State and first-team all-region honors.

Personal

James is the son of Mick and Annette Mahler ... has one sister, Rachel ... enjoys golf, pool and ping pong ... undecided on a major ... father, Mick, played in the major leagues for eight seasons with Atlanta, California, Pittsburgh, Montreal, Detroit, Texas and Toronto.



56

Travis Moseley**Right-Handed Pitcher****5-10 • 165 • R-Fr. • R/R****Rockwall, Texas****Rockwall HS****2008 Outlook**

Travis Moseley spent the 2006-07 school year rehabbing after shoulder surgery in the summer of 2006 ... and is expected to 100 percent in 2008 ... dropped his arm slot down to sidearm and has developed good movement ... a right-hander that will provide solid depth in the bullpen ... is small in stature but a competitor on the field ... possesses a fastball in the mid to upper 80s ... has a bulldog attitude and a knack

for getting people out.

Redshirt (2007)

Moseley redshirted during his first season with the Razorbacks after undergoing shoulder surgery in the summer of 2006.

Rockwall High School

Moseley was a three-time letterman for head coach Randy Talley at Rockwall High School ... a

two-time all-district honoree ... his career ERA at Rockwall High School was among the top-five lowest in school history. **Senior (2006):** Moseley finished with a 3-2 record with five no decisions ... had a 1.19 ERA and 47 strikeouts ... a first-team all-district choice on the mound ... was a Dallas Morning News Player of the Week during the 2006 season ... threw two no-hitters as a senior. **Junior (2005):** He posted an 8-2

record and a 1.52 ERA ... fanned 60 and saved four games ... second-team all-district selection ... team finished as the Texas 5A state runner-up. **Sophomore (2004):** Moseley was 4-1 with a 3.05 ERA in 18.1 innings of varsity action and was 12-3 with a 1.31 ERA in varsity and junior varsity combined.

Personal

Travis is the son of Tim and Melissa Moseley ... he has one sister, Sarah ... father played football for one year under Lou Holtz at Arkansas ... is majoring in business ... enjoys hunting and fishing.





45

Sam Murphy
Right-Handed Pitcher
6-0 • 207 • R-Fr. • R/R
Omaha, Neb.
Westside HS

2008 Outlook

Sam Murphy is coming off of a redshirt season where he got stronger and honed his craft ... a right-handed pitcher out of Omaha Westside High School ... throws in the upper 80s with great movement and a quality slider ... locates well with a bulldog attitude on the mound ... Arkansas coaches believe Murphy was the best pitcher coming out of the Omaha area in the 2006 recruiting class ... named the No. 12

prospect in the state of Nebraska by Baseball America prior to the 2006 MLB Draft.

Redshirt (2007)

Murphy redshirted during his first season in the UA program.

Westside High School

Murphy played for head coach Bob Greco at Westside High School in Omaha, Neb. ... a

two-time first-team All-Nebraska selection in 2005 and 2006 and was an honorable mention all-state selection in 2004 ... earned honorable mention All-America honors ... was a three-time first-team all-metro selection ... recorded 25 wins in his high school career ... helped Westside to two state championships and two runner-up finishes during his career. **Senior (2006):** Murphy posted a 6-1 record with a 1.20 ERA and 64 strikeouts in 2006 ... cap-

tained the 2006 all-state team ... pitched a complete game (seven innings) shutout to lead Westside to the state championship. **Junior (2005):** He went 7-1 on the mound with a 1.30 ERA and 50 strikeouts. **Sophomore (2004):** Murphy recorded a 6-2 record with a 1.80 ERA and 45 strikeouts. **Freshman (2003):** He went 1-0 with a 3.01 ERA and seven strikeouts as Westside captured the state championship.

Personal

Sam is the son of Dan and Ann Murphy ... has one sister, Molly, and one brother, Mike ... a member of the National Honor Society ... also recruited by Kansas, Creighton and Kansas State.



19

Greg Noble
Outfielder
6-0 • 193 • Fr. • L/R
Benton, Ark.
Benton High School

2008 Outlook

Greg Noble was considered one of the best athletes in the state of Arkansas as a senior ... has tremendous strength for a freshman ... has excellent speed and makes consistent contact at the plate ... has good instincts in the outfield with a strong arm ... will provide solid depth in an outfield stocked with talent ... a great student with a bright future at Arkansas.

Benton High School

Noble played for head coach Mark Balisterri at Benton High School ... a two-time All-State honoree ... was a three-time 5A-South All-Conference team member ... a 2006 All-State selection on the football field and a two-time all-conference selection on the gridiron. **Senior (2007):** Noble earned 6A All-State and All-Arkansas honors ... hit .512 during his senior campaign with four home runs and 29 RBI ... played for the West Team in the Arkansas High School All-Star Game. **Junior (2006):** He batted .426 (49 for 115) with nine doubles, three triples, 40 runs scored and 20 RBI while swiping 12 bases ... garnered All-State honors and won the 2006 Gold Glove Award at Benton High School.

Personal

Greg is the son of Paul and Lisa Noble ... has one brother, Tyler ... enjoys watching sports and fishing ... member of the National Honor Society at Benton High School.



38

Michael Shaddock
Right-Handed Pitcher
6-3 • 200 • Jr. • R/R
Maumelle, Ark.
Central Arkansas
Christian / UA-Fort Smith

2008 Outlook

Michael Shaddock is an in-state product that played at UA-Fort Smith in 2006 and 2007 where he was a two-way starter for the Lions ... will concentrate on pitching for the Razorbacks ... the right-hander that has gone to a submarine delivery since arriving on campus ... will provide valuable depth to the Razorbacks' bullpen ... a great athlete who could work out of long-relief or as a setup man.

UA-Fort Smith

Shaddock played for head coach Dale Harpenau at UA-Fort Smith. **Sophomore (2007):** Shaddock posted a 6-2 record with a 2.62 ERA and two saves in 19 appearances (two starts) for the Lions in 2007 ... 46 strikeouts and just 10 walks over 47 innings ... also compiled a .337 batting average in 51 games in the field ... was named to the Bi-State All-Conference first team.

Freshman (2005): He batted .300 while playing in the outfield at UA-Fort Smith ... earned all-tournament honors at the 2006 Bi-State Conference Tournament.

Maumelle High School

Shaddock played for head coach Darren Gowen at Central Arkansas Christian ... three-time All-State performer. **Senior (2006):** Shaddock

started in both the outfield and on the mound in 2005 ... posted a 9-1 record with a 1.38 ERA while hitting .460 ... earned All-State, all-conference honors and was named to the *Arkansas Democrat-Gazette* All-Arkansas team. **Junior (2004):** He went 10-2 on the hill with a 0.65 ERA ... batted .577 while earning All-State and all-conference recognition. **Sophomore (2003):** Shaddock again garnered All-State and all-conference honors with a 7-2 record on the mound with a 1.46 ERA ... hit .385 while playing in the outfield.

Personal

Michael is the son of Joe and Teresa Shaddock ... has one sister, Melissa McCarty ... enjoys duck hunting and fishing ... majoring in sociology.





ARKANSAS

43

Houston Slempp

Outfielder

6-1 • 181 • Fr. • L/R

Tulsa, Okla.

Union HS



2008 Outlook

Houston Slempp is an outstanding athlete and another in a long line of great players out of Tulsa Union High School ... helped the Redskins to back-to-back state championships on the baseball diamond in 2005 and 2006 ... also earned All-State honors on both the baseball and football fields in 2007 ... possesses great speed and instincts in the outfield ... a threat on the base paths ... handles the bat well ... a

solid contact hitter ... a candidate to redshirt as he builds strength.

Union High School

Slempp played for head coach Shawn Newkirk at Union High School ... two-time all-metro and All-Frontier Valley selection. **Senior (2007):** Slempp garnered first-team All-State recognition along with first-team all-metro and All-Frontier Valley Conference honors ... at team captain that hit .378 with 10 doubles, two home runs and 26 RBI ... posted a .439 on-base percentage while slugging .577 ... stole 12 bases. **Junior (2006):** He hit .390 with 29 RBI and four home runs ... earned all-metro and All-Frontier Valley honors ... also swiped 10 bases. **Sophomore (2005):** Slempp helped the Redskins capture the first of two-straight

state championships, hitting .336 with seven stolen bases and 15 RBI.

Personal

Houston is the son of Buddy Slempp and Alice Owens ... has one sister, Jordan ... father, Buddy played baseball at Oral Roberts and then in the minor leagues after being drafted in the 32nd round by the Detroit Tigers in 1978 ... mother, Alice, played basketball at Oklahoma ... majoring in criminal justice and sociology at Arkansas.

33

Drew Smyly

Left-Handed Pitcher

6-3 • 175 • Fr. • L/L

Little Rock, Ark.

Central HS



2008 Outlook

Drew Smyly is a left-handed pitcher out of Little Rock's Central High School who is smart and poised ... was expected to quickly figure into the Razorbacks' plans on the mound but an arm injury in early February set him back ... throws three pitches consistently for strikes (fastball, curveball and changeup) ... has a good feel for locating the fastball ... No. 16 on Baseball America's list of top professional

prospects in the state of Arkansas in 2007.

Central High School

Smyly played for head coach Mike Johnson at Little Rock Central High School ... a two-time All-State selection. **Senior (2007):** Smyly was limited with injuries, but still secured a 3-1 record with a 1.27 ERA and two saves ... an All-State selection and a member of the *Arkansas Democrat-Gazette's* All-Arkansas team. **Junior (2006):** Smyly smashed school records as a junior, setting new marks for wins (10) and strikeouts (118) ... finished with a 10-2 record and a 1.33 ERA in 73.2 innings of work ... earned AAAAA All-State recognition and was selected to the Arkansas American Legion AAA All-Star game in the summer of 2006.

Personal

Drew is the son of Todd and Toni Smyly ... has one sister, Lindsay ... father, Todd, played basketball at Jacksonville State ... enjoys basketball and watching movies ... a member of the honor roll at Central High School ... is majoring in business at the University of Arkansas.

28

Cliff Springston

Left-Handed Pitcher

6-3 • 202 • Jr. • L/L

Lorena, Texas

Lorena HS / Baylor



2008 Outlook

Cliff Springston transferred into the Razorbacks' program following the 2007 season ... the hard-throwing left-hander possesses tremendous ability on the mound ... could be a key component to the Razorbacks' pitching staff in 2008 ... in the mix for a spot in the Hogs' starting rotation ... a great athlete with a hard, late-breaking slider ... potential to be a top draft pick in 2008 ... played for the Chatham A's during the

summer of 2007 with a 1-2 record and a 2.88 ERA ... was ranked the No. 4 prospect in the Jayhawk Summer League by *Baseball America* in 2006.

Baylor

Springston was a two-way player for Steve Smith at Baylor for two seasons ... won four career games for the Bears. **Sophomore (2007):** Springston compiled a 3-3 record with a 6.92 ERA in 18 appearances as a sophomore at Baylor in 2007 ... fanned 29 and walked 21 with opponents hitting .326 in 40.1 innings. **Freshman (2006):** He was 2-1 with a 6.39 ERA during his freshman season with BU ... made 15 appearances on the mound with one start ... also played in nine games as a position player, starting one game against Texas-Arlington.

Lorena High School

Springston was a Louisville Slugger All-American coming out of Lorena High School under the guidance of head coach Greg Blanchard. **Senior (2005):** Springston earned first-team All-State and all-district honors ... named the Super Centex MVP ... posted a 12-2 record with a 1.82 ERA and 121 strikeouts ... at the plate hit .400. **Junior (2004):** He was a first-team All-State selection as well as all-district and the district MVP ... was 11-2 on the mound with a 0.90 ERA and 79 strikeouts ... allowed just 31 hits in 66 innings ... batted .360 with 28 RBI. **Sophomore (2003):** Springston played on Lorena's state championship team.

Personal

Cliff is the son of Bryan and Sheri Springston ... has one sister, Lacie ... majoring in sociology at Arkansas.





30

Justin Wells

Right-Handed Pitcher

6-0 • 182 • Jr. • R/R

Bryant, Ark.

Bryant HS / Texarkana College

2008 Outlook

Justin Wells comes to the Razorback program from Texarkana College ... a polished right-hander that will work out of the bullpen ... could serve as a long-relief specialist or right-handed setup man ... throws a lot of strikes ... can throw three pitches - fastball, slider and split-finger - for strikes ... splitter is his out pitch ... won 14 games over two season for Texarkana College.

Texarkana College

Wells played two seasons for head coach Jams Mansinger. **Sophomore (2007):** Wells posted an impressive 10-1 record with a 2.25 ERA that ranked 43rd in the NJCAA ... pitched 80 innings and struck out 73 while issuing just 20 walks in 14 starts ... earned Region 14 East Zone All-Conference honors in 2007. **Freshman (2006):** He went 4-3 in 2006 as a freshman with the Bulldogs ... set the school record with nine saves ... posted a 3.26 ERA in 38.2 innings of work and fanned 28 on the year, while issuing just five walks.

Bryant High School

Wells played for skipper Terry Harper at Bryant High School ... a three-year letterman ... earned All-State honors as a sophomore,

junior and senior ... a two-way player that handled duties at shortstop when not on the mound.

Personal

Justin is the son of Doug Wells ... has one brother, Ben ... enjoys motorcycles and golfing ... majoring in criminal justice at the University of Arkansas.



17

Andy Wilkins

Infielder

6-2 • 230 • Fr. • L/R

Broken Arrow, Okla.

Broken Arrow HS

2008 Outlook

Andy Wilkins was one of the premier high school hitters in the state of Oklahoma ... a corner infielder with pure power and hitting ability ... will play first base as a freshman where he will battle for a starting spot ... has outstanding strike zone awareness ... can be a force in the SEC as a freshman ... drafted in the 25th round (770) of the 2007 MLB Draft by the Texas Rangers ... named a 2006 and 2007 Louisville

Slugger High School All-American ... Baseball America ranked him as the No. 11 professional prospect in the state of Oklahoma and called him "the best high school hitter in the state."

Broken Arrow High School

Wilkins played third base for head coach Shannon Dobson at

Broken Arrow High School ... two-time All-State honoree ... connected for 36 home runs over his final three years of high school. **Senior (2007):** Wilkins hit an astonishing .538 (63 for 117), collecting 18 doubles, a triple, 12 home runs and 53 RBI while scoring 52 runs ... posted a .635 on-base percentage with the help of 25 walks while slugging 1.017 ... received All-State honors from the Oklahoma High School Coaches Association ... a pre-season Louisville Slugger

High School All-American. **Junior (2006):** He batted .496 with a school-record 17 home runs and 16 doubles at the largest high school in the state of Oklahoma and the fourth largest in the nation ... scored 30 runs and had 60 RBI to go along with a 1.109 slugging percentage and a .519 on-base percentage ... named to the 2006 Louisville Slugger High School All-American team. **Sophomore (2005):** Wilkins hit .366 with seven home runs for the Tigers.

Personal

Andy is the son of Joe and Sue Wilkins ... has one brother, Brian Scott ... enjoys music and plays guitar and drums ... chose the Hogs over Arizona State and Wichita State.





ARKANSAS



The Game®



Official headwear for
Arkansas baseball.





Baum Stadium

Baum Stadium

When Baum Stadium opened in 1996 it was the class of college baseball venues. Now, more than a decade later, Baum Stadium remains the gold standard for college baseball facilities.

The 2007 season saw the completion of the third renovation of Baum Stadium since Van Horn's arrival in 2003. Another 20 luxury boxes and more than 1,000 chair back seats were added along with two additional restroom buildings and an expanded Hog Pen and picnic area.

The additions brought the total Baum Stadium capacity to 10,737 seats with 8,237 chairbacks and 34 luxury boxes.

A new ticket office and Razorback Foundation building also now sits down the left-field line on Razorback Road. The Baum Stadium lights were also upgraded with the installation of state-of-the-art Musco Field Lights. New field wall pads also adorn the outfield walls.

The combination of the upgrades and a top 10 baseball team produced record numbers through the turnstiles in 2007 as UA smashed the school record for the fourth straight year.

Arkansas became the first team in NCAA history to average more than 8,000 tickets sold per game (8,069) with a total of 266,270 tickets sold for the 33 home games in 2007. UA also set a new school record for actual attendance with 198,218 (6,007 per game) fans passing through the gates for the season.

The Hogs' set single-game attendance records with 10,727 tickets sold and an actual attendance of 10,581 vs. LSU on May 5, 2007. UA also set the school and Southeastern Conference three-game series attendance record with 30,564 tickets sold vs. LSU on May 4-6, 2007.

Baum Stadium hosted its fourth NCAA Regional in 2007 and the third in the past four years. Once again the regional was one of the best attended, leading all regionals with an average crowd of 6,452 over six games.

In 2004, Baum Stadium served as host to its second NCAA Regional and first NCAA Super Regional, drawing the largest total attendance in the nation for both events. The largest on-campus crowd to ever witness an NCAA Super Regional game turned out for the Razorbacks' series-clinching win over the Florida State Seminoles.

An amazing 10,027 fans turned out for the second game against Florida State, breaking the previous record set just the night before when 9,338 fans showed up for game one of the series.

In all, a combined 58,138 fans attended the NCAA Regional and Super Regional at Baum Stadium.

The Razorbacks' amazing attendance number climbed even higher in 2005 when the Hogs finished second in average paid attendance at 7,156 (200,378). The NCAA and SEC recognize paid attendance as their method of ranking attendance, but Arkansas keeps both an actual attendance and paid attendance.

In 2005, the Razorbacks also set a school record in actual attendance with 146,902 fans showing up at Baum Stadium. That averages out to 5,247 fans per game and is believed to have led the country.

All of the records set in 2005 were once again demolished in 2006 as Arkansas finished second nationally in attendance. The Hogs sold 206,325 tickets to 29 home dates in 2006, behind only LSU. That average of 7,116 also finished just behind the Tigers, who averaged just 7,320 per game.

The actual attendance number rose as well as Arkansas set school records for total actual attendance 164,608 (29 dates) and average actual attendance (5,676).

The Razorbacks also hosted their third NCAA Regional in 2006 and the second under Van Horn.

Additional chair back seats were added for the 2003 season and the 2004 season saw 12 new luxury boxes and permanent coaches' offices added to the upper level. Two of the new luxury boxes and coaches' offices were made possible by contributions from the Willard and Pat Walker Charitable Foundation, Bob and Marilyn Bogle, the Pagnozzi Charities, John Tyson and Stan Ley.

Adding to the character of the park, a new state-of-the-art scoreboard complete with video board, message center and a traditional hand clock was built in right field. The scoreboard stands 39 feet high and is 76 feet wide and features four classic brick pillars.

Perhaps the most treasured addition to the 2004 renovations was the addition of a natural grass field. A rye grass was initially used for the 2004 season, but was replaced by a hybrid bermuda grass in 2005.

The 2004 season marked the second round of renovations since Dave Van Horn became head coach of his alma mater.

Baum Stadium underwent renovations prior to the 2003 season as 2,600 chair back seats were added with 1,300 going down each foul





Baum Stadium



line. In addition, the hitting and pitching cages were enclosed so Razorback players would have access to the facility year-round.

In 2003, Baseball America ranked Baum Stadium as the second-best collegiate baseball stadium in the country. The survey was conducted prior to the additions of natural grass, luxury boxes and the new scoreboard.

Named the country's No. 1 college baseball facility in Baseball America's 1998 survey, the stadium - which can accommodate more than 10,000 patrons with auxiliary seating - stands as a tribute to the UA baseball program and to longtime coach Norm DeBriyn, who has seen Razorback baseball rise from the dust of Fairgrounds Field and take up residence in a structure with amenities that put it "in a class of its own," according to Baseball America.

Baum Stadium is the culmination of a vision that was possible only through the dedication of DeBriyn, UA Athletics Director Frank Broyles, and the contributions of the Willard and Pat Walker and Charlie Baum families.

While the efforts of DeBriyn and Broyles have been instrumental in maintaining a state-of-the-art home for UA baseball since the original George Cole Field opened in 1975, it was the generosity of the Baums and Walkers that allowed Arkansas to abandon plans to renovate its former facility and replace it with a new standard in college baseball venues.

The support of the George Cole family has been an integral part of the program's growth since the former Razorback athlete, coach and athletics director donned the cardinal and white many years ago.

"Without the support of the Charlie Baum, Willard Walker and George Cole families, this wouldn't have been possible," DeBriyn said. "It's an incredible facility and there is not one like it anywhere in the country. There is no way to describe the excitement our players and coaches have when they take the field."

Representatives of all three families attended groundbreaking ceremonies on Oct. 12, 1994.

Eighteen months later, Arkansas' Matt Carnes delivered Baum Stadium's first pitch to Russell Whittenburg, completing the dream. The Razorbacks defeated the Auburn Tigers 9-2 in the stadium's inaugural contest.

Official dedication ceremonies were held three weeks later as Arkansas downed Alabama 9-3 on May 3, 1996.

Baum Stadium is an intimidating venue for Razorback opponents, and never was that more evident than during the Hogs' 1999, 2004 and 2006 SEC schedules.

Baum Stadium at George Cole Field

Architect: HOK Sport

Contractor: Kinco, Inc.

Capacity: 10,737

Chairback Seats: 8,237

Surface: Natural bermuda-hybrid grass (installed 2005)

Construction Cost: \$8.9 million (initial - 1996)

Parking: 1,100 spaces

Groundbreaking: Oct. 12, 1994

First Game: April 13, 1996 (Arkansas 9, Auburn 2)

Dedication: May 3, 1996 (Arkansas 9, Alabama 3)

Largest Crowd (All Games, Actual): May 5, 2007 - 10,581
(Arkansas 5, LSU 0)

Largest Crowd (Regular Season, Actual): May 5, 2007 - 10,581
(Arkansas 5, LSU 0)

Field Dimensions (L-LC-C-RC-R): 320-375-400-375-320

Grandstand Canopy: Masted, cable-suspended

Dugouts: Built to major-league specifications with tunnel access to clubhouses

Batter's Eye: 40' x 80' wall behind center field

Bullpens: Allow field visibility

Concourse: Elevated, with unobstructed views of the playing field throughout from first to third base

Restrooms: On first- and third-base side of grandstand, in clubhouses, luxury boxes and in press box

Concession Stands: Eight (full-service)

Hog Pen: Area beyond left-field fence with 40 picnic tables and 40 grills

Hog Heaven: 98 premium, outdoor seats on the press box level

Suites: 34 luxury suites on press level

Johnny Mike Walker Lounge: Located on press level, accessible to Hog Heaven ticket holders and Swatter's Club members

Press Box: Two seating rows and spacious work area

Press Level Booths: Two radio booths and a television booth

Sound System: Includes on-demand access to sound effects and music

Batting Cages: Four, enclosed cages

Tom Pagnozzi Clubhouse: Includes big-screen television, lounge, oak lockers, pool table, custom chairs and tables.

Vistor's Clubhouse: Spacious locker areas, showers and coaches offices

Umpire Locker's Room: Includes dressing, shower and restrooms

Offices: Spacious coaches' offices located on third base line overlooking the field

Training Room: Adjacent to home clubhouse; includes two whirlpools

Equipment Room: With laundry facilities

Novelty Stand: Located on third-base side of grandstand

Ticket Offices: Located in new Razorback Foundation building down the left-field line

Fountain: Natural water feature with underwater inlet and lighted fountain; located behind batter's eye

Terrazzo Hog: A Baum Stadium trademark; located outside the main entrance

Scoreboard: Stands 76 feet wide, 39 feet tall with video board, message center, traditional hand clock and four brick pillars





ARKANSAS

Baum Stadium

BAUM STADIUM



The Razorbacks posted a 14-1 mark against SEC teams in 1999 and an 11-4 marks in 2004 and 2006. The Hogs claimed league titles in 1999 and 2004 and finished second in the SEC West and third overall in 2006.

Baum Stadium served as the site of NCAA Regionals in 1999, 2004 and 2006, setting attendance records in 2004.

The largest regular-season crowd to witness a game at Baum was on May 22, 2004, when the Razorbacks retired DeBriyn's uniform number. A crowd of 8,653 was on hand to honor DeBriyn for his 33 years of service as head coach. That record was broken in 2005 as 9,511 fans witnessed the clash with Ole Miss on May 20.

Arkansas also drew a then-SEC-record 25,091 fans to the LSU series in 2005. The Razorbacks averaged an astonishing 8,364 fans that weekend. Later in the 2005 campaign, 24,993 fans came out to the Ole Miss series.

Perhaps the only thing that makes as big an impression on first-time visitors as the facility itself is the game day atmosphere within it.

Between innings, fans are treated to the RBI Girls' performances atop the dugouts, interactive contests and prizes from UA baseball sponsors.

Fans can also enjoy a cookout at one of the many permanent barbecue grills provided in the picnic area beyond the left field fence in the Hog Pen.

If imitation is the sincerest form of flattery, then the Razorbacks have even more reason to point to Baum Stadium as a source of pride. Each year, UA officials are approached by coaches and administrators requesting access to the Baum Stadium blueprints as they plan to renovate an existing facility or build a new one in hopes of replicating the comfort and grandeur of the Razorbacks' home.

College Baseball's Best Facilities

2003 Baseball America Poll

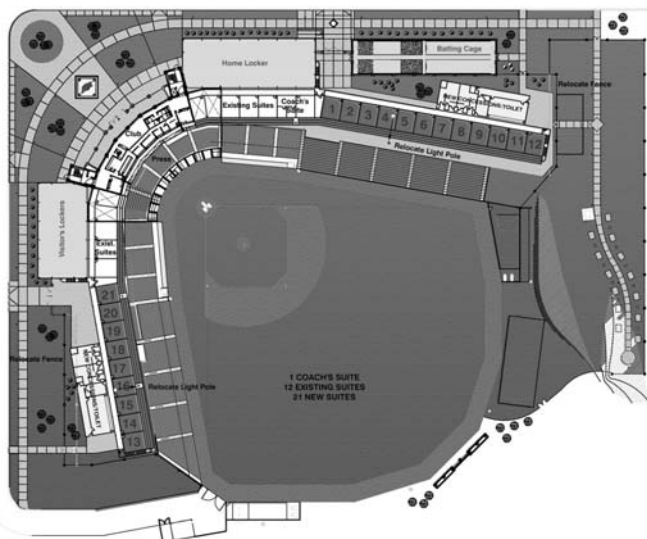
Facility	School
1. Plainsman Park	Auburn
2. <i>Baum Stadium at George Cole Field</i>	<i>Arkansas</i>
3. Baylor Ballpark	Baylor
4. Hawks Field	Nebraska
5. Alex Box Stadium	LSU

1998 Baseball America Poll

Facility	School
1. <i>Baum Stadium at George Cole Field</i>	<i>Arkansas</i>
2. Rainbow Stadium	Hawaii
3. Plainsman Park	Auburn
4. Dudy Noble Field	Mississippi St.
5. Tony Gwynn Stadium	San Diego St.

Top 20 All-Time Crowds (tickets sold)

1. LSU	10,727	May 5, 2007
2. LSU	10,399	May 4, 2007
3. Ole Miss	10,031	May 18, 2007
4. *Florida State	10,027	June 12, 2004
5. Ole Miss	9,733	May 19, 2007
6. \$Oklahoma State	9,572	June 2, 2007
7. Ole Miss	9,511	May 20, 2005





Baum Stadium

8. LSU	9,438	May 6, 2007
9. *Florida State	9,338	June 11, 2004
10. Vanderbilt	9,326	March 24, 2007
11. Vanderbilt	9,216	March 23, 2007
12. LSU	9,133	April 23, 2006
13. Auburn	9,119	May 19, 2006
14. LSU	8,806	April 22, 2005
15. Tennessee	8,782	April 1, 2006
16. Ole Miss	8,657	May 17, 2007
17. Auburn	8,653	May 21, 2004
18. Wichita State	8,622	April 25, 2007
19. Vanderbilt	8,541	March 25, 2007
20. Kentucky	8,486	April 15, 2006

* NCAA Super Regional
\$ NCAA Regional

Top 20 All-Time Crowds (actual)

1. LSU	10,581	May 5, 2007
2. LSU	10,147	May 4, 2007
3. *Florida State	10,027	June 12, 2004
4. Ole Miss	9,812	May 18, 2007
5. \$Oklahoma State	9,572	June 2, 2007
6. Ole Miss	9,508	May 19, 2007
7. *Florida State	9,338	June 11, 2004
8. Ole Miss	9,227	May 20, 2005
9. LSU	9,203	May 6, 2007
Vanderbilt	9,203	March 24, 2007
11. Vanderbilt	9,078	March 23, 2007
12. LSU	9,012	April 23, 2005

13. Auburn	8,841	May 19, 2006
14. LSU	8,593	April 22, 2005
15. Auburn	8,526	May 21, 2004
16. Tennessee	8,431	April 1, 2006
17. \$Albany	8,372	June 1, 2007
18. \$Wichita State	8,178	June 7, 2004
19. Kentucky	8,166	April 15, 2006
20. \$Oklahoma State	8,128	June 3, 2006

2007 NCAA Attendance Leaders

Average Home Attendance

Team	Dates	Total	Average
1. <i>Arkansas</i>	33	266,270	8,069
2. LSU	35	256,537	7,330
3. Mississippi St.	32	217,438	6,795
4. South Carolina	32	159,545	4,986
5. Mississippi	35	173,523	4,958

Total Home Attendance

Team	Dates	Total	Average
1. <i>Arkansas</i>	33	266,270	8,069
2. LSU	35	256,537	7,330
3. Mississippi St.	32	217,438	6,795
4. Texas	43	203,449	4,731
5. Florida State	41	183,481	4,475



New Cut
Line

2008 SEASON



BAUM STADIUM

George Cole Field

Named for the late Razorback shortstop and athletics director, George Cole Field served as Arkansas' home field from 1975 until 1996.

With a capacity of 3,000, George Cole Field was located north of John McDonnell Field where the UA softball facility now stands.

When it opened in 1975, George Cole Field enabled the Razorbacks to leave the field at the Washington County Fairgrounds and move into an on-campus facility for the first time.

Considered one of the finest college baseball parks in the nation, George Cole Field was one of the few with artificial turf.

Donations from former Razorbacks Tim Lollar, Johnny Ray and Kevin McReynolds and their agent, Tom Selakovich, provided for the installation of lights at George Cole Field in 1985. On March 22 of that season, the Hogs defeated Southwest Conference rival Texas 5-4 in the first night baseball game on the Arkansas campus. Later that season, George Cole Field played host to the Southwest Conference Tournament for the first time. Arkansas defeated Texas 10-6 in the championship game to win its first - and still only - conference tournament title. The SWC tourney came to Fayetteville again in 1988.

When the Razorbacks entered the Southeastern Conference in 1992, UA officials recognized the need to improve the school's baseball facility. While plans originally called for the improvement of George


Cole Field, generous donations from the Willard and Pat Walker and Charlie Baum families, along with former Razorback Tom Pagnozzi, enabled the Hogs to scrap the renovation plans and start from scratch with an entirely new state-of-the-art facility.

During its 21 seasons, George Cole Field was home to a number of future major-leaguers, including Pagnozzi, Ray, McReynolds, Lollar, Les Lancaster and Jeff King.

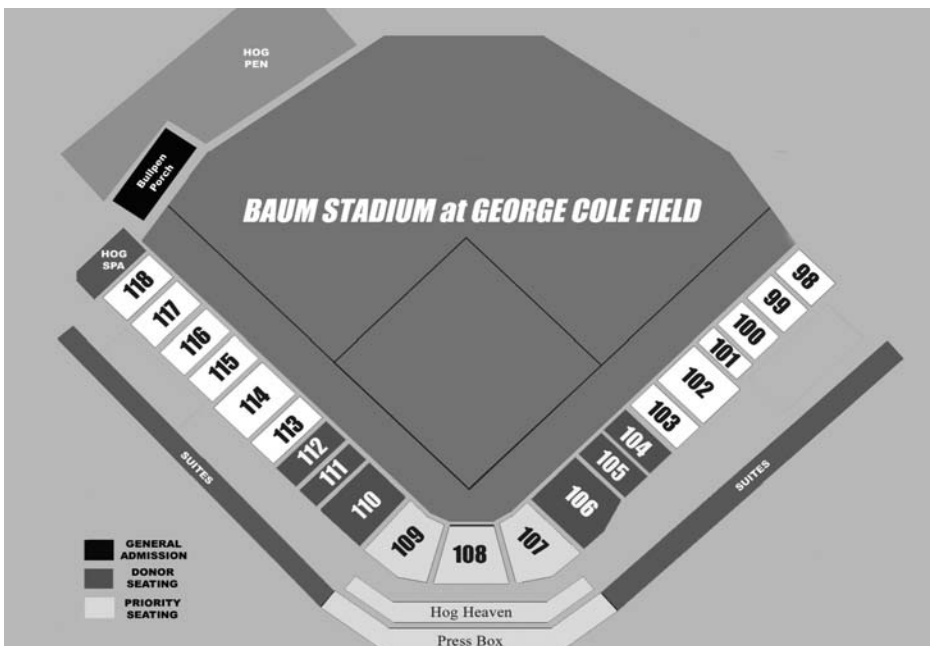
Although the original George Cole Field played host to its last game on March 31, 1995, as South Carolina defeated Arkansas

13-2, the spirit endures in the official name of the Razorbacks' current facility: Baum Stadium at George Cole Field.

A native of Bauxite, Ark., Cole served as athletics director from July 1, 1970, until his retirement on July 1, 1973. A former All-SWC quarterback for the Hogs, Cole scored a school-record 85 points as a senior in 1927. He began his administrative career at UA as a football line coach in 1936 and became an assistant athletics director under the legendary John Barnhill in 1957.



Baum Stadium Seating & Ticket Information



Ticket Information

Single Game Adult Tickets	\$10
General Admission	\$8
Season Tickets	\$140
Faculty, Staff, Youth and Senior Season Tickets	\$110

For more information regarding tickets contact the Razorback Ticket Office at 1-800-982-4647.

Priority seating (sections 107, 108 and 109 and Hog Heaven in upper level) are available through membership in the Razorback Foundation.

For more information contact the Razorback Foundation at 479-443-9000 or by e-mail at gohogs@uark.edu.

For information on Baum Stadium skybox luxury suites call the Razorback Foundation at 479-443-9000.

The HogSpa is available to rent on a per-game basis. It features an eight-person hot tub and can accommodate a party of up to 50 people. For more information contact the Razorback Sports Marketing office at 479-575-5914 or 479-575-4412.





This is Arkansas

UNIVERSITY OF ARKANSAS



Dr. John A. White
Chancellor

The University of Arkansas

The University of Arkansas, the flagship campus of the University of Arkansas System, rests on a former hilltop farm overlooking the Ozark Mountains to the south. At the University's founding in 1871, the site in Fayetteville was described as "second to none in the state of Arkansas."

Located in Fayetteville, UA is both the major land-grant university for Arkansas and the state university. The University came into being under the Morrill Land-Grant College Act of 1862, through which federal land sales provided funds for new colleges devoted to "agriculture and the mechanic arts," "scientific and classical studies," and "military tactics" for the "liberal and practical education of the industrial classes." The University's founding satisfied the provision in the Arkansas Constitution of 1868 that the General Assembly "establish and maintain a State University."

Citizens in Fayetteville and surrounding Washington County raised \$130,000 to secure the University in a statewide competition sparked by the General Assembly's Organic Act of 1871, providing for the "location, organization and maintenance of the Arkansas Industrial University with a normal department [i.e., teacher education] therein."

Today, the UA campus includes more than 130 buildings on 345 acres and offers nearly 200 academic programs, more than some universities twice its size. Yet it maintains a low student-to-faculty ratio (currently 17:1) that makes personal attention possible. The University encourages undergraduate research in virtually every discipline and makes higher education affordable with competitively priced tuition and generous financial aid.

The Surrounding Communities

The University of Arkansas is located in Fayetteville, a city of more than 62,000 residents. Fayetteville is at the southern tip of a metroplex that runs northward for 25 miles along I-540 through Washington and Benton counties in Northwest Arkansas and ends in Bella Vista, an upscale retirement community near the state's northern border.

The Northwest Arkansas metroplex, from Fayetteville northward, includes Springdale (home of Tyson Foods, the world's largest protein producer), Lowell (home of J.B. Hunt Trucking), Rogers and Bentonville (home of Wal-Mart Stores Inc., the world's largest corporation).

The two Northwest Arkansas counties (Washington and Benton) that contain this metroplex are growing rapidly, due to a booming regional economy. In fact, the Northwest Arkansas metroplex was ranked seventh in 2004 in the Milken Report's Best Performing Cities, a report which measures U.S. cities' economic performance. The Fayetteville-Springdale-Rogers metropolitan area is ranked by the U.S. Census Bureau as being the sixth fastest-growing metro area in the nation. From 1990 to 2000, the metropolitan area grew 47.5 percent, from 210,908 to 311,121.

Situated on the Ozark Mountain Plateau, Northwest Arkansas offers friendly people, beautiful scenery, a moderate climate, excellent school districts and a robust economy in which the unemployment rate runs well below national averages. Fayetteville itself presents the vibrant cultural life that would be expected in any major university town. Since the 1960s, the area has been a haven for writers, artists, poets and musicians. In recent years, Fayetteville has been named "One of America's Most Livable Cities," one of the "Top 10 Best Places to Retire," "One of America's 'Hottest' Cities," one of the nation's "least stressful" metro areas and among the "Best Places to Live in America" by publications such as Frommer's Guide 2004 and Money magazine.

Unique Traditions

Since the University's founding, the names of the more than 120,000 graduates have been etched into more than five miles of campus sidewalks, arranged by year of graduation. It's not uncommon to see alumni strolling Senior Walk to revisit their own names and fond memories of accomplishment and fun.

Old Main, the University's signature building, designed in Second

Empire architectural style, has come to symbolize higher education in Arkansas. Old Main is one of 11 campus buildings on the National Register of Historic Places.

The Inn at Carnall Hall and Ella's Restaurant are the University's own on-campus 50-room historic inn and five-star restaurant. This beautiful facility serves the Hospitality and Restaurant Management academic program. Carnall Hall was built in 1905 as the University's first women's residence hall. The building was named after Ella Carnall, one of the campus' first female faculty members.

A Legacy of Accomplishment

Since its founding, the University of Arkansas has compiled a remarkable record of scientific, technological, intellectual and creative accomplishment. This is the university of the late U.S. Senator J. William Fulbright, who served it as a Rhodes Scholarship-winning student, alumnus and president (1939-41), before going on to service at the national level and founding, in 1946, the greatest international exchange program for faculty and students in the world.

Fulbright's injunction for academia guides the University of Arkansas to this day: "The highest function of higher education is the teaching of things in perspective, toward the purposes of enriching the life of the individual, cultivating the free and inquiring mind, and advancing the effort to bring reason, justice and humanity into the relations of men and nations."

In 1951, under U.S. State Department auspices, the University became the first land-grant institution in the nation to assemble an agricultural foreign mission. The object of that mission was to assist Panama in establishing an agricultural teaching, research and extension program similar to the one that had been so successful in modernizing agriculture in the United States.

Other significant accomplishments abound:

- Agricultural Chemistry Professors Barnett Sure (1920-51) and Marinus C. Kik (1927-67) made major advances in nutrition science. Sure co-discovered vitamin E and extended knowledge of how vitamin E, amino acids and B-vitamins function in reproduction and lactation. Kik developed the process for parboiling rice to increase retention of vitamins and shorten cooking time. He documented benefits of adding fish and chicken to rice and grain diets to provide adequate protein for a growing world population.

- Professor Dwight Isely of the Department of Entomology is considered the father of insect pest management in the United States. His research identified the weak point in the life cycle of insects that made them particularly susceptible to control strategies. Through his work on cotton insect pests, the codling moth, the striped cucumber beetle, southern corn rootworm, and rice water weevil, millions of dollars were saved in American agriculture.



Old Main



BASEBALL



• In 1954, University of Arkansas Finance Professor Harold A. Dulan, with UA Law Professor E.J. Ball and UA MBA graduate Lewis Callison, created the nation's first commercial variable annuity life insurance company. Later that year, the Participating Annuity Life Insurance Company sold the first commercial variable annuity ever offered to the U.S. public. This pioneer company was later bought by Aetna.

• In the 1950s, Professor Paul Kuroda of the Department of Chemistry predicted that self-sustaining nuclear chain reactions could have occurred naturally in earth's geologic history. In 1972, his prediction was confirmed when scientists discovered a natural nuclear reactor in Gabon, Africa. In 1960, he predicted the existence of Pu 244 as an element present during the solar system's formation. Confirmation of his theory enabled scientists to more accurately date the sequence of events in the solar system's early history.

• The Master of Fine Arts in Creative Writing, a 60-hour program begun at the University in 1966, has grown into one of the most productive and highly ranked programs of its kind in America. Founded by English professors William Harrison and the late James Whitehead, later joined by Miller Williams, the program was in the vanguard of a revolution to transform the traditional study of literature into a demanding training ground for young writers. The writer-teachers and writer-students in the program, many of whom have won national fame and honors, have produced hundreds of works of fiction, poetry, creative non-fiction and translation.

• UA Plant pathologists George Templeton, David TeBeest, USDA weed scientist Roy Smith and graduate student Jim Daniels conducted research in the early 1970s that led to COLLEGO, the first biological herbicide for weed control in a field crop. Other UA scientists and students worked on the project that resulted in EPA registration of COLLEGO by Upjohn in 1982 for control of northern jointvetch in rice and soybeans.

• The most widely implemented automated mail sorting equipment in the world - the Wide Area Bar Code Reader - was developed by researchers in the University of Arkansas College of Engineering. A \$50,000 grant from the U.S. Postal Service to Professors Dwight F. Mix and J.E. Bass in 1989 began the research and development effort. By 1999, more than 15,000 University of Arkansas bar code readers were located in every major USPS facility, increasing the efficiency of processing 20 billion pieces of mail a year at a savings of \$200 million. This R&D effort has spawned four additional electronic systems to help the USPS "read the mail."

• During the 1980s, Professors Allen Hermann and Zhengzhi Sheng of the Department of Physics were in the vanguard of research in superconductivity - when electrical current flows without resistance in some materials at extremely cold temperatures. The thallium-based material they discovered held the world's record for high temperature, 125K, for five years (1988-93) and drew international attention to the University. Their work led to numerous patents and a manufacturing agreement as well as further advances in high-density electronics.

The University also attracted attention for its early work in racial integration in the segregated South. The University of Arkansas became the first major southern public university to admit a black student without litigation when Silas Hunt of Texarkana, an African-American veteran of World War II, was admitted to the University's law school in 1948. Roy Wilkins, administrator of the NAACP, wrote in 1950 that Arkansas was the "very first of the Southern states to accept the new trend without fighting a delaying action or attempting to limit, if not nullify, bare compliance." Additional African-American students followed Hunt's example in the late 1940s and throughout the 1950s.

And, of course, two former faculty members made it to the White House. The nation's 42nd president, William J. Clinton (1993-2001), and first lady, Hillary Rodham Clinton (U.S. Senator from New York), were faculty members of the University of Arkansas School of Law in the mid-1970s. Mr. Clinton started in 1973, and Ms. Rodham began teaching in 1974. They were married in Fayetteville and left the faculty at the end of 1976 so Mr. Clinton could begin work as Arkansas' new attorney general.

Teaching and Learning

As research universities go, the University of Arkansas falls toward the smaller, more intimate end of the spectrum. More than 65 percent of all undergraduate class sections have 29 or fewer students.

Despite the intimate instructional environment, the University has more academic programs than many larger universities: 195 academic degree programs at the baccalaureate, master's and doctoral levels.

The campus culture places high value on excellent teaching. At this



Senior Walk

mainly residential campus, the faculty numbers 847, of which 94 percent are full-time. Nine of every 10 faculty members - 92 percent - hold either the doctorate or the terminal degree in their field. Sixty-five percent of the faculty are tenured. The instructional mission is aided by the Teaching and Faculty Support Center, a program run by faculty for faculty.

Students

The University of Arkansas is working to increase the size and quality of its student body and is seeing success on both counts.

Total enrollment has increased 20.9 percent since 1997-98 from 14,740 students to 17,821 students in 2005-06.

Student scores have risen as the institution has grown. In 1997, the average ACT score of the freshman class was 23.5. By 2004, it had risen to 25.4 (the national average is 20.9 on a scale of 1 to 36). Further, the average high school grade point average of the freshman class increased from 3.40 in 1997 to 3.57 in 2004. The proportion of entering students who were from the top 10 percent of their high school class has increased from 28 percent in 1997 to 36 percent in 2004.

UA's growing academic stature is exemplified by student accomplishments. Since 1999, UA undergraduates have won 21 Barry Goldwater Scholarships; 18 have received National Science Foundation Graduate Fellowships; 19, Fulbright Scholarships; two, British Marshall Scholarships; four, Truman Scholarships; five, Udall Scholarships; and one Rhodes Scholarship.

Campus Life

The University offers a vibrant campus life for its mainly full-time, residential undergraduate student population. University residence halls can accommodate approximately 4,100 students, and the rest live in and about the city of Fayetteville.

There are 290 registered student organizations including special interest, religious, international and cultural organizations, honorary and professional service groups, and more. Students may also choose to participate in the UA Greek system, which is made up of 10 sororities and 15 fraternities.

Culturally and intellectually, the academic semesters overflow with faculty and student musical performances, theatre productions, art exhibits, concerts, poetry readings and visiting speakers - both on campus and at the adjacent Walton Arts Center.

Commitment to Diversity

Enhancement of diversity is one of UA's five institutional goals. A University-wide Diversity Task Force is leading efforts to generate programs that strengthen not only racial and ethnic diversity, but cultural, religious, socioeconomic and geographic diversity as well. Funds have been allocated to implement many of the Task Force's recommendations, and new programs and initiatives are under way.

In October 2003, the University established the Silas Hunt Distinguished Scholarship in honor of the first African-American admitted to the University of Arkansas in modern times. Recipients of this award are selected from an applicant pool of accepted students from underrepresented communities who have demonstrated outstanding academic leadership qualities and potential.

Other efforts to aid in development of a more diverse University com-

THIS IS ARKANSAS



munity include the establishment of the Office of Student Mediation and Conflict Resolution, the appointment of a new assistant dean for Graduate Recruitment and Retention, a student activities fund to support diverse speakers and events, enhanced support to the Multicultural Center to provide information and outreach, and much more.

University of Arkansas Libraries

The University of Arkansas Libraries consist of the David W. Mullins Library (the main facility), the Fine Arts Library, Chemistry Library, Physics Library and the Robert A. & Vivian Young Law Library. These libraries contain more than 1.7 million volumes, 4.5 million microforms, 24,900 audio-visual items and 22,400 periodical subscriptions. The University Libraries also offer electronic access to more than 16,700 online journals in a wide variety of subject areas.

Research

The University of Arkansas is the state's only "doctoral/research university-extensive," as categorized by the Carnegie Foundation for the Advancement of Teaching. This category is defined as producing at least 50 doctoral recipients per year. As such, the University of Arkansas is in the top tier of 150 research universities among the nation's more than 4,000 post-secondary institutions.

The Honors College

In 2002 the University of Arkansas Honors College was established, courtesy of the \$300 million gift from the Walton Family Charitable Support Foundation. Of that sum, \$200 million endowed 75 renewable Honors College Fellowships (a \$50,000 award for in-state students and \$65,000 for out-of-state students) and 75 Honors College Academy Scholarships (a \$16,000 award) for exceptional entering freshmen. The funding also established endowed faculty chairs and professorships that will eventually result in more than 100 new positions, and endowed special funds to support study abroad and undergraduate research opportunities.

Dale Bumpers College of Agricultural, Food and Life Sciences

The Bachelor of Science in Human Environmental Sciences (B.S.H.E.S.) degree programs are accredited by the Council for Professional Development of the American Association of Family and Consumer Sciences. The degree program in dietetics is accredited by the Commission on Accreditation for Dietetic Education of the American Dietetics Association. The Bachelor of Interior Design (B.I.D.) degree is accredited by the Foundation for Interior Design Education Research (FIDER). The Nursery School and the Infant Development Center in the School of Human Environmental Sciences are accredited by the National Association for the Education of Young Children (NAEYC). The Bachelor of Science in Agricultural, Food and Life Sciences (B.S.A.) in food science is accredited by the Institute of Food Technologists. Teacher education programs in agriculture, and family and consumer sciences are coordinated with educational programs in the College of Education and Health Professions and are accredited by the National Council for Accreditation of Teacher Education (NCATE).

School of Architecture

The Bachelor of Architecture (B.Arch.) program is accredited by the National Architectural Accreditation Board, and the Bachelor of Landscape Architecture (B. Landscape Arch.) program is accredited by the Landscape Architectural Accreditation Board of the American Society of Landscape Architects.

J. William Fulbright College of Arts and Sciences

The Bachelor of Science (B.S.) degree program in chemistry is accredited by the American Chemical Society. The American Council on Education in Journalism and Mass Communications has accredited the Bachelor of Arts (B.A.) degree program in journalism. The degree programs in the Department of Music are accredited by the National Association of Schools of Music. The Doctor of Philosophy (Ph.D.) degree program in psychology is accredited by the American Psychological Association. The Bachelor of Arts (B.A.) degree program in social work is accredited by the Council of Social Work Education.

SAM M. WALTON COLLEGE OF BUSINESS

The Sam M. Walton College of Business offers degree programs for undergraduate students and for graduate students at both the master's and doctoral levels, and has been a member of and accredited by AACSB International, the Association to Advance Collegiate Schools of Business, since 1931. The accounting program was separately accredited in 1986 at both the bachelor's and master's levels. The master's in business administration program was approved in 1963. Accreditation by AACSB and membership in that organization signifies the college's commitment to AACSB goals of promoting and achieving the highest standards of business education.

College of Education and Health Professions


The teacher education programs in the College of Education and Health Professions are accredited by the National Council for Accreditation of Teacher Education. The M.A.T. program in childhood education is in compliance with the standards of the National Association for the Education of Young Children. The M.A.T. program in middle school education is in compliance with the standards of the National Middle School Association. The various M.A.T. licensure programs in secondary education are in compliance with the standards of the specialty organizations including National Council of Teachers of English, National Council of Teachers of Mathematics, National Science Teachers Association and National Council for the Social Studies. The Master of Science degree program in speech pathology-audiology is accredited by the Council on Academic Accreditation of the American Speech-Language-Hearing Association. The Bachelor of Science in Nursing (B.S.N.) degree program is accredited by the National League for Nursing Accrediting Commission and is approved by the Arkansas State Board of Nursing. The Bachelor of Science in Education (B.S.E.) degree program in health science, kinesiology, recreation and dance is accredited by the Council on Accreditation of the National Recreation and Park Association. The Master of Science degree in rehabilitation counseling is accredited by the Council on Rehabilitation Education.

College of Engineering

Accreditation has been approved by the Engineering Accreditation Commission of the Accreditation Board for Engineering and Technology for the following degree programs in the College of Engineering: Bachelor of Science in Biological Engineering (B.S.B.E.), Bachelor of Science in Chemical Engineering (B.S.Ch.E.), Bachelor of Science in Civil Engineering (B.S.C.E.), Bachelor of Science in Computer Engineering (B.S.Cmp.E.), Bachelor of Science in Electrical Engineering (B.S.E.E.), Bachelor of Science in Industrial Engineering (B.S.I.E.), and Bachelor of Science in Mechanical Engineering (B.S.M.E.), Master of Science in Environmental Engineering (M.S.En.E.) and Master of Science in Transportation Engineering (M.S.T.E.).

School of Law

The degree programs in the School of Law are accredited by both the American Bar Association and the Association of American Law Schools.





Academic Support

Support Services Mission Statement

The primary focus of the Razorback Support Program is to provide the student-athlete with the opportunity to develop the skills necessary to be a success in college and in life. This is accomplished through competent academic counseling, life skills training and preparation to enter the job market upon graduation.

Academic Support

The University of Arkansas Academic Support Center serves as the liaison between the athletic department and all faculty, staff and university personnel regarding academic concerns and procedures. The Academic Support Center is committed to providing the Razorback student-athletes with the tools and resources they need to succeed in the competitive academic environment at the University of Arkansas, ultimately leading to graduation.

Support services include a mentoring program, monitored study hall, tutorial services, a computer laboratory and referrals to other campus support services.

UA's Academic Game Plan for Graduation

Student-athletes are expected to meet specific academic criteria in order to maintain their eligibility. This can be easily achieved by following the Academic Game Plan set out by the Academic Support Center.

The support center staff has designed programs and set specific goals to help student-athletes achieve academic success. One such goal is each student-athlete enroll and successfully complete 30 hours of coursework each academic year. By maintaining this course load, they will not only be on track to graduate in four years, but will easily meet eligibility requirements set by the NCAA.

Study Hall and Tutors

- Study Hall is a quiet setting for uninterrupted study and is required for all scholarship student-athletes until a 2.5 GPA or better is achieved. The use of tutors is highly encouraged, if not required for some student-athletes.

Honors and Awards

- SEC Academic Honor Roll (3.0 GPA or above for two consecutive semesters)
- Lon Farrell Award (3.0 GPA for one or both semesters during academic year)
- Hard Working Hog (30 hours of coursework in one academic year)



The Bob and Marilyn Bogle Academic Center provides student-athletes with a state-of-the-art academic support facility.

Class Attendance

- Student-athletes are expected to attend all classes unless previously excused
- The Academic Support Staff regularly checks attendance
- If traveling with a team, student-athletes notify instructors early each semester regarding assignments and/or test(s)

The Razorback Program for Student-Athlete Success

The Office of Student Support Services of the University of Arkansas Athletic Department was established to assist student-athletes in their efforts toward attaining specific academic and life goals as well as graduation.

Recognizing the difficulty of being both a student and an athlete, the office seeks to help students develop appropriate skills, which will allow them to maximize their individual potential while participating in inter-collegiate athletics.

The University of Arkansas is a participant in the NCAA CHAMPS/Life Skills Program. This program addresses the needs of student-athletes in five primary areas: Academics, Personal Development, Career Development, Community Service and Athletic Excellence.

Student Life

The University of Arkansas is as concerned about the personal and social development of our student-athletes as it is their academics and athletics.

The Office of Student Life focuses on the personal development and community service components of the NCAA CHAMPS/Life Skills program. Training is provided in a wide variety of areas such as financial planning, drug and alcohol education, time management, study skills and developing community service activities.

Career Development

The purpose of the Career Development Program is to assist student-athletes in making a smooth transition into the world of work. This process begins in the freshman year with a one-hour course in which career options are explored.

Workshops are also held to provide student-athletes training in resume writing, interviewing skills and etiquette. Individual assistance with locating summer internships and job placement helps give the student-athlete a head start in his or her career.

Participation in athletics enables individuals to develop the personal qualities that are in high demand in the business world today.



Career development at Arkansas includes "Career Night," where UA student-athletes learn about different career possibilities.



Administration & Staff

DR. JOHN A. WHITE • HOWARD W. BRILL



Dr. John A. White
Chancellor

A native Arkansan and University of Arkansas graduate, Dr. John A. White said he returned to his alma mater to do all he could to "make a difference" for the state which had done so much for him and his family. After a decade at the helm of the state's flagship institution, White has changed Arkansas forever.

With an ambitious agenda from the moment he was named chancellor, White's main goal is to realize the university's vision of becoming the nationally competitive, student-centered research university Arkansas needs and deserves in the 21st century. In reaching that goal he seeks to enhance the university's academic reputation nationally and ensure that the university is the economic and cultural engine for the state of Arkansas.

Few goals could have been more ambitious than setting a billion-dollar fund raising campaign goal; a level of support achieved by fewer than 15 public universities in America. In a testament to his leadership, more than \$1 billion dollars were raised in the Campaign for the Twenty-First Century, including the largest single gift to a public university in the history of American philanthropy: the \$300 million gift from the Walton Family Charitable Support Foundation.

In recognition of this achievement, the university's Alumni Association made a special exemption to its rules to name White as the recipient of the 2006 Distinguished Alumnus Award at the close of the Campaign for the Twenty-First Century.

A man whose leadership is sought by many, he recently has received several important appointments in the area of collegiate athletics to add to his already impressive resume. He is the presiding chair of the Northwest Arkansas Council and a member of the Northwest Arkansas Regional Airport Authority. White has served on both the NCAA Executive Committee and the NCAA Division I Board of Directors as well as a term as the president of the Southeastern Conference.

Upon his appointment as chancellor, White moved immediately to draw the best students from the state and beyond. To build a foundation for the future at Arkansas, White increased the number of students who received Chancellor's Scholarships. Resulting in a 12-fold increase in the number of new freshmen who were Chancellor's Scholars in the fall of 1998, the impact of that first class is just beginning with their graduation in 2002.

White has yet to rest. His priorities include increasing the instruction of Arkansas' students through information technology and an environment that is diverse and international in outlook; moving the university from the equivalent of the old Carnegie Foundation definitions of a Research II university to Research I status; increasing the diversity of the university's faculty, staff, and student body; increasing private gift support; and increasing state and federal support. He also is striving to increase enrollment to a 22,000-person student body that is competitive with those at the best publicly supported universities in the nation.

An advocate for improving his home state, he serves on the board of directors for the Arkansas Science and Technology Authority. White completed a second six-year term on the National Science Board last year, and has served as the chair of the Council of Presidents of the Southeastern Universities Research Association and as president of the Malcolm Baldrige National Quality Award Foundation.

White served previously as president of the Institute of Industrial Engineers, chairman of the American Association of Engineering Societies, and president of the National Consortium for Graduate Degrees for Minorities in Engineering and Science.

Prior to returning to Arkansas, White was dean of engineering at the Georgia Institute of Technology where he served on the faculty for 22 years. His career in higher education and in management and engineering consulting has carried him into the national ranks, including service as assistant director for engineering at the National Science Foundation

in Washington, D.C., from 1988 to 1991.

Among his numerous awards, White was honored in June 2006 with the inaugural John L. Imhoff Award from the American Society for Engineering Education, an honor made personally significant as the late Imhoff recruited White to the industrial engineering field in 1958 and was a mentor to White until Imhoff's death.

White was named the 2005 Northwest Arkansas Humanitarian of the Year by the National Coalition for Community and Justice and the 2005 Regent's Medallion of Merit from Sigma Nu Fraternity. During his academic career, he also received the Donald E. Marlowe Award for Distinguished Education Administration of the American Society for Engineering Education, the Frank and Lillian Gilbreth Industrial Engineering Award of the Institute of Industrial Engineers, the Rodney D. Chipp Memorial Award of the Society of Women Engineers, the Distinguished Service Award of the National Science Foundation and the National Science Foundation Engineer of the Year award.

White earned a bachelor's degree in industrial engineering at Arkansas in 1962, a master's at Virginia Tech, and a doctorate at Ohio State. He also holds honorary doctorates from Katholieke Universiteit of Leuven, Belgium, and George Washington University.

White is married to Mary Elizabeth Quarles White and they have a daughter, a son, three granddaughters and a grandson.



Howard W. Brill
Faculty Athletics Representative

In his 13th year as the University of Arkansas' faculty representative for athletics is Howard W. Brill. He has been a member of the university's faculty since 1975.

As faculty representative, Brill plays an integral role in the athletic department's interaction with conference and NCAA rules and regulations. He is the school's liaison between the faculty and the athletic department, and assists

the athletic department in compliance matters. He is also the university's certifying official for student-athletes. He previously served as a member of the university's Faculty Athletics Committee from 1991-94 and was on a special committee to implement the SEC's Gender Equity Policy in the spring of 1994.

Brill is a 1965 graduate of Duke University and earned his law degree from the University of Florida in 1970. He received his master's of law degree in 1979 from the University of Illinois. A widely published author, Brill has written two books and numerous law review articles, and has received numerous awards honoring his teaching skills.

In 2005, he was appointed as university professor. His primary teaching areas are professional responsibility, remedies, civil procedure, and a special topics course on baseball and the law. He has taught at Cambridge, England, and St. Petersburg, Russia, in addition to the universities of Florida, Illinois, North Carolina, South Carolina and Tennessee.

He is licensed to practice law in Arkansas, Florida and Illinois, and is a member of the Professional Ethics and Grievances Committee of the Arkansas Bar Association and the Arkansas Judicial Ethics Advisory Committee. He is the first Vincent Foster Professor of Legal Ethics and Professional Responsibility at the School of Law, and has served as a Special Justice of the Arkansas Supreme Court. He is a past member of the Governor's Code of Ethics Commission and the Arkansas Improvement District Commission of the General Assembly of Arkansas. Active in community service, Brill has served as chairman of the City of Fayetteville's Civil Service Commission, has coached youth soccer and basketball, and is a Sunday School teacher. After graduating from Duke, he taught English language and African literature as a Peace Corps volunteer in Sokoto, Nigeria.

He and his wife Katherine have three children, Christian, Elizabeth and Andrew.



Administration & Staff

JEFF LONG • FRANK BROYLES



Jeff Long
Vice Chancellor / Director of Athletics

Jeff Long, formerly the athletics director at the University of Pittsburgh, was named director of athletics at the University of Arkansas on Sept. 11 and began overseeing the department on Jan. 1.

In his more than 20-year career in intercollegiate athletics, Long has served as an athletics administrator at the University of Oklahoma,

Eastern Kentucky University, Virginia Tech University and the University of Michigan. He also has held coaching and administrative positions at Rice University, Duke University and North Carolina State University.

Long has spent the last four years at the helm of the Pitt athletics program, leading the Panthers to success on the fields of play, high achievement in the classroom and bold initiatives in the areas of facilities, development and student-welfare. One indication of Pitt's success was revealed in the Sports Illustrated on Campus All-Sport Rankings (December 2006) which listed the Panthers No. 17 nationally.

In his four years at Pittsburgh, Long has seen the athletics department re-certified by the NCAA Division I Committee on Athletics Certification, meaning the program conforms with the principles established by the NCAA Division I membership. The NCAA peer review team described several areas of Pitt's program as "models for others to follow."

Other highlights include launching the "Quest for Excellence" campaign in 2005, which has already raised \$34 million for endowed athletics scholarships, capital gifts for building and improvement projects, and annual contributions for student-athlete scholarships; the addition of an Olympic sports weight room, in addition to new training facilities for wrestling and gymnastics; the creation of a career and life skills staff position, which focuses on the development of student-athletes; the development of a radio partnership with Clear Channel Communications in one of the largest media markets in the nation, which includes professional franchises in football, baseball and hockey; a partnership with ISP sports, a collegiate sports marketing company, in addition to the development of "Panthers Weekly," a television program devoted to Pitt's athletics programs produced by FSN Pittsburgh; the design of a new uniform "PITT" logo and a comprehensive partnership with adidas; and hosting, for the first time, NCAA Tournament women's basketball first and second-round games.

Individually, this past spring Long was named to the Division I Men's Basketball Academic Enhancement Group, which is focused on developing strategies to enhance the academic performance and graduation rates in that sport; he was named one of the Big East Conference's representatives on the 49-member NCAA Division I Management Council, which is involved in legislative issues and oversees groups responsible for academic affairs, eligibility, compliance, championships and competition; he is a member of the Executive Committee of the Division IA Athletic Directors' Association, a group dedicated to the welfare and future success of student-athletes; and in 2004 he was appointed to the NCAA's Sports Wagering Task Force.

Long's accomplishments and high aspirations during his time at Pitt are not surprising considering his outstanding professional and personal pedigree. He is cut from the mold of winners and has worked in many of the country's highest-profile conferences, including the Big 12, Big Ten, Big East and Atlantic Coast Conference.

Prior to his Pitt appointment, Long served as the senior associate athletics director at the University of Oklahoma for two-and-a-half years. He oversaw all external affairs, including development, marketing/promotions, licensing, media relations, ticket operations, radio/television and SoonerVision productions. He additionally was the primary administrator for football and men's basketball and the sport supervisor for baseball, wrestling and men's and women's golf.

Prior to Oklahoma, Long was the athletics director at Eastern Kentucky University. He significantly improved Eastern Kentucky's ath-

letics infrastructure during his two years with the completion of several facility projects and the formation of viable corporate partnerships and sponsorships.

Long also served a short tenure at Virginia Tech as associate athletics director prior to his Eastern Kentucky post. The majority of his career in collegiate athletics administration, though, was spent at the University of Michigan. Hired by legendary coach and athletics director Bo Schembechler, Long elevated through a number of administrative posts at Michigan before ultimately reaching associate athletics director.

A 1982 graduate of Ohio Wesleyan with a bachelor's degree in economics, Long earned seven varsity letters in football and baseball. He received his master's degree in education from Miami University (Ohio) in 1983 after serving as a graduate assistant football coach.

A native of Kettering, Ohio, Long is married to the former Fanny Gellrich of Ann Arbor, Mich. The couple has two children, Stephanie (13) and Christina (8).



Frank Broyles
Athletic Director Emeritus

For nearly five decades, University of Arkansas Athletic Director Frank Broyles has helped define the standard of excellence in intercollegiate athletics. A legendary coach, nationally respected athletic administrator and tireless goodwill ambassador for his university and state, Broyles' influence continues to shape the Razorback program as well as impact the

vast collegiate athletic landscape.

In December 2007, Broyles completed his 50th year of service to the University of Arkansas including 34½ years as athletic director. Beginning in January 2008, Broyles transitioned to a full-time fundraiser for both the Razorback Foundation and the University of Arkansas. It is a new chapter in his distinguished half-century career serving the University and program he dearly loves. In fact, Broyles is as synonymous with the UA athletic program as the Hog on the side of the football helmet or even the very nickname, Razorbacks.

There is little doubt Broyles has had more positive impact on athletics in Arkansas than any person in the history of the state. The Arkansas Democrat-Gazette confirmed his status when it named him the most influential figure in athletics in the state during the 20th Century. On July 1, 2003, he took over as the chairman of the UA's Campaign for the Twenty-First Century. The ambitious campaign concluded in June 2005 after meeting its \$1 billion goal.

Perhaps his greatest contribution to the Razorback program is his knack for hiring quality head coaches and surrounding them with the tools and facilities they need to compete at the highest level.

Broyles has a history of picking the right ones as head coaches and administrators at Arkansas. UA football coach Houston Nutt has led the Razorback football team to three SEC Western Division crowns and seven bowl games. John McDonnell is the most successful collegiate coach in history, with 42 national championships in cross country, indoor and outdoor track. Robert Cox is entering his 21st season as the coach of Arkansas' tradition-rich tennis program.

Although blessed with a stable of quality tenured coaches, Broyles has continually re-exhibited his ability to land some of the nation's top up and coming coaches for some of the Razorbacks' most successful programs.

Not long after legendary baseball coach Norm DeBriyn stepped down, Broyles hired Dave Van Horn. The former Razorback player and graduate assistant led Nebraska to back-to-back College World Series appearances before returning to Fayetteville. In only his second season at Arkansas, Van Horn led the Razorbacks to an SEC championship and a berth in the College World Series.

In June 2006, Broyles secured the services of Brad McMakin, one of the rising coaching stars in collegiate golf.

Administration & Staff

FRANK BROYLES • BILL GRAY

John Pelphey is the latest rising coaching star to be lured to Fayetteville by Broyles. The former Kentucky basketball star has an impressive coaching pedigree including time playing or working for Eddie Sutton, Rick Pitino and Billy Donovan. He re-built a fledgling South Alabama program before heading to Arkansas last April.

The Arkansas AD knows facilities influence recruiting, the lifeblood of any program. Broyles has made sure Arkansas has facilities second to none. In fact, in an independent survey of SEC facilities published by The State, a South Carolina newspaper, in July 2007, Arkansas ranked among the league's best in every category including No. 1 rankings for facilities in basketball and baseball, a No. 3 ranking for Olympic Sport venues and a No. 5 ranking for football facilities.

Donald W. Reynolds Razorback Stadium underwent an ambitious renovation and expansion prior to the 2001 season. The project expanded stadium capacity from 51,000 to 72,000 while adding state-of-the-art amenities, including multiple club levels and a 30-foot-by-107-foot SMARTVISION LED screen atop the Broyles Athletic Center.

Football has also benefited from the construction of the Willard and Pat Walker Pavilion, a full-size indoor workout facility. In 2004, a new 38,000-square-foot strength and conditioning center was constructed within the existing facility to provide all Razorback student-athletes a deluxe training facility. During the same time, Arkansas' practice fields were also re-done and an artificial surface playing field was added. In 2005, the previous weight room facility was transformed into the Raymond Miller Hall of Champions. The spacious banquet room houses the Razorbacks' training table meals and serves as host to other university and athletic functions.

The completion of the Randal Tyson Track Center in 2000 allowed the Razorbacks to host the 2000 Southeastern Conference Indoor Track Championships as well as the 2000-06 NCAA Indoor Track and Field Championships.

Baum Stadium at George Cole Field was named the nation's top collegiate facility by Baseball America shortly after it debuted in 1996. In 2003, Baum Stadium saw the addition of 2,600 chairback sets, eight skyboxes, a natural grass playing surface and a scoreboard featuring a video screen. A then-NCAA record on-campus crowd of 10,027 watched the Hogs defeat Florida State on June 12, 2004, to earn their fifth trip to the College World Series. In 2006, 20 additional skyboxes and 1,500 chairback seats were added to expand the regular capacity to more than 10,000.

The Fred W. and Mary B. Smith Golf Center provides the Razorback golf team with one of the most modern golf practice facilities in the country including six indoor-outdoor hitting bays, a locker room, a swing analysis station and coaches' offices.

The Dills Indoor Tennis Center was dedicated in the spring of 2002 after the construction of two additional courts and an extensive renovation of the former indoor tennis and track center.

The most recent jewel in the facilities collection is the new John McDonnell Field. One of only two IAAF Class I certified track and field complexes in the nation, it has already been mentioned as one of the best outdoor track venues in the nation. The facility opened to rave reviews when it hosted the 2006 SEC Outdoor Track and Field Championships. In 2009, it will play host to the NCAA Outdoor Track and Field Championships.

The current string of building projects began in 1992 when ground was broken on Bud Walton Arena. It opened in November of 1993 and the Razorbacks won the NCAA basketball championship during their first full season in the fabulous 19,200-seat facility. Walton Arena has been sold out for nearly all of its 14 years and houses a museum for basketball, track, baseball, golf and tennis.

Broyles knew that when he engineered Arkansas' switch from the Southwest Conference to the Southeastern Conference in August of 1990, improvements were necessary. He still works passionately at revising what has been built to make each project bigger and better.

All of the facility improvements have been financed through private donations without a dollar of tax revenues. With the recent completion of John McDonnell Field and the expansion of Baum Stadium, Arkansas

has invested nearly \$235 million in construction and renovation of athletic facilities during the past 27 years.

A past Division I chairman of the National Association of Collegiate Directors of Athletics (NACDA) and a member of that organization's executive committee, Broyles showed incredible vision when he steered the Razorbacks into the SEC. It would have been easy to maintain the status quo as one of the dominant programs of the SWC and now perhaps the Big 12 Conference, but Broyles saw the possibilities for the Hogs in the SEC and ensured a solid future for Arkansas athletics.

It is a move that has proven prosperous for both parties. In its first 15 years in the nation's top league, Arkansas has won 30 national championships and 48 SEC titles. No other league school has won more than 10 national crowns in men's athletics during that span.

It was his ability to see the potential in a situation that led Broyles to Arkansas in the first place. He saw a state with only one major athletic program and envisioned the potential for a budding Razorback program in Arkansas. He united the state behind the Hogs as they became one of the dominant college football powers of the 1960s. He has taken things a step further as athletic director.

Broyles' philosophy of hiring quality coaches and building state-of-the-art facilities has keyed an unprecedented era of success at Arkansas. In the 23 years before Broyles became athletic director, Arkansas had never captured a national championship and owned only 22 SWC titles in sports other than football. During his 34-year plus term as AD, the Hogs have won 43 national championships, 57 SWC titles and 48 SEC crowns in the same collection of sports. Football hasn't suffered either, with 22 bowl trips, four league championships and four SEC Western Division titles during that same span.

One of six initial inductees into the UA Sports Hall of Honor and a 1983 inductee into the College Football Hall of Fame, his contributions are not limited to athletic endeavors. Broyles was instrumental in the success of the University's Campaign for Books and served as a co-chairman on UA's Campaign for the Twenty-First Century. In fact, Broyles and his late wife Barbara pledged a sizable financial commitment to the project in the spring of 2002.

Born Dec. 26, 1924, Broyles was married to his high school sweetheart the former Barbara Day for 59 years. Barbara passed away from complications from Alzheimer's in October of 2004. The couple has four sons, Jack, Hank, Dan and Tommy; and twin daughters, Betsy and Linda. They have 19 grandchildren: Lex and his wife Gina, Ivan, Iris, Taylor, Madison, Molly, India, Jacob, Allyson, Jordan, Delaney, Franklin, Barbara, Thomas Michael Jr., Carmen, Ramey, Whitney, Jennifer and John.

On Dec. 1, 2005, Broyles married the former Gen Whitehead of Fayetteville. Her children with Jim Whitehead (deceased) are sons, Bruun, Eric, Ted and Phil, and daughters, Kathleen, Joan and Ruth. She also has 13 grandchildren.



Bill Gray

Senior Associate Athletic Director

Overseeing many facets of the athletic department is former Razorback standout Bill Gray, who is now in his 20th year as associate athletic director and his first as senior associate after working the previous four as executive associate AD. He supervises event management, football and basketball scheduling, post-season football and basketball, academics and compliance.

Gray, in his 24th year at Arkansas, joined the Razorbacks as recruiting coordinator in 1984. He served in that capacity for four years before moving into full-time administration.

He is involved in capital improvement, scheduling, and football and basketball game management. As recruiting coordinator, he helped build the Razorback Belle program. He was also instrumental in the cre-

Administration & Staff

BILL GRAY • JERRY PUFALL • TOM DORRE

ation of the Razorback Hall of Honor, now in its 18th year. He was chairman of the committee in charge of the details of Arkansas' football centennial celebration.

Gray lettered three years each in football and baseball at Arkansas while being a captain of the 1964 national championship team. He played quarterback and defensive back, and played in one Cotton Bowl and one Sugar Bowl during his career. His 68-yard toss to Jerry Lamb in the 1963 Sugar Bowl is still a school record for longest pass completion in a bowl game. He led the 1963 Razorbacks in scoring with 30 points on five touchdowns and led the '64 Hogs with three interceptions. Gray also led the 1965 baseball team with a .322 average.

After his college career, he played professional baseball for a year in the Minnesota Twins organization, then served as a graduate assistant football coach under Frank Broyles at Arkansas for a year. He then spent four seasons as a defensive backfield coach for the Oklahoma Sooners.

He left coaching and was in the restaurant business for 12 years in Little Rock. He then served three years as business administrator for Baptist churches in Wichita, Kan., and Shreveport, La., before returning to Arkansas.

A 1966 graduate of Arkansas with a degree in business administration, Gray and his wife Peggy have four children, Ken, Mike, Kristi and Carrie, and four grandchildren, John, Carley, Jacob and Isabella.



Jerry Pufall
Senior Associate Athletic Director

Jerry Pufall is in his first year as senior associate athletic director after working the previous five years as associate athletic director for facilities. In his 13th year overall, he has also served as assistant athletic director, director of special projects and administrative assistant to baseball since joining the athletic department in the fall of 1994.

During his tenure at Arkansas, Pufall has provided management services for the construction or renovation of every razorback athletic department facility. His first project was the original construction of Baum Stadium at George Cole Field in 1996. Since then he has overseen three renovations of Baum Stadium from 2002 to 2007. These renovations have included converting the playing surface from artificial turf to natural grass, the addition of 30 luxury suites, over 5,500 new chairback seats, office suites for the coaching staff and a custom brick superstructure video scoreboard.

Under his direction in 1998, the athletic department installed a full color laser system in Bud Walton Arena, the only permanent laser system installed in a collegiate basketball arena. The one-of-a-kind system is used for pre-game player introductions and halftime performances.

During the fall of 2000, the athletic department installed the largest LED video display in any sports venue in the world at Donald W. Reynolds Razorback Stadium. The project, spearheaded by Pufall, brings state-of-the-art video entertainment, game action and instant replays to Razorback fans before, during and after games. During the summer of 2007, the video display was upgraded to High Definition HD TV quality.

During the fall of 2003, the athletic department added LED video technology to Bud Walton Arena. The project provides a one-of-a-kind custom basketball goal design including four 10mm screens and two 16mm video rings. This installation, supervised by Pufall, provides Razorback fans with video quality found in only a handful of NBA arenas across the country.

During the summer of 2004, he was responsible for the oversight of the renovation of the outdoor football practice facility. This renovation included the total redesign of the sub grade, installation of a new sand-based Bermuda grass field, installation of a new artificial turf infill system and the construction of a retaining wall at the north and west sides of the practice fields.

In 2005, Pufall supervised the construction of the 34,000 square foot Walker Family Training Center. The addition to the north side of the Willard and Pat Walker Pavilion provides Razorback athletes with an 18,000 square-foot strength training area and 16,000 square feet of specialty areas for conditioning, speed development and agility. In addition, a new artificial turf infill system was installed inside the pavilion.

In 2006, he directed the fast track construction of the new John McDonnell Field. The original John McDonnell Field was demolished and the new facility re-built in five months just in time for the Razorbacks to host the 2006 SEC Outdoor Track and Field Championships. The facility represents one of only two IAAF Class 1 track facilities in the United States and will be the host site of the 2009 NCAA Outdoor Track and Field National Championships.

Currently, Pufall is directing the addition of 12 new luxury suites in Bud Walton Arena and a major renovation of the indoor and outdoor tennis facility. The tennis center renovation includes a new outdoor stadium seating structure, expansion of the south side of the Dills Tennis Center to include a club seating area that will overlook the indoor and outdoor tennis courts, public restrooms and concessions. The expansion also allows future space for locker rooms, a player academic area and a medical training room. The Dills Indoor Tennis Center was renovated in 2005 under Pufall's direction.

In addition to his responsibility for facility construction management, Pufall has supervised facility operations, all areas related to technology, departmental budget planning, assistant game management in football and basketball, NCAA Regional Baseball Tournament Management and NCAA National Indoor Track and Field Facility Management.

Prior to joining the Razorbacks, The Ashland, Wisc., native served 17 years as the baseball coach, computer science and math instructor at Spooner (Wis.) High School, except for one year when he completed his master's degree at the University of Arkansas and worked as a graduate assistant for Norm DeBriyn. That one year, 1987, the Razorbacks advanced to the College World Series.

He and his wife, Judy, have two daughters, Julie and Jodie.



Tom Dorre
Associate Athletic Director
for Business Affairs

Tom Dorre is entering his sixth year as associate athletic director for business affairs, but he is in his 41st year at the University of Arkansas. Dorre joined the athletic department on Aug. 22, 2002.

In his current position, Dorre oversees business operations, including budgeting and accounting, ticketing, contracts, travel and purchasing.

Before joining the athletic department, Dorre spent the previous 16 years as the associate vice chancellor for finance. In that role over his last five years, he was responsible for UA's tax compliance office and managed the in-house software development team that created and implemented the university's business and administrative strategic information system. The system included applications for budgeting, general ledger, procurement, accounts payable, position control, departmental accounting, payroll, and personnel and electronic approval that met Y2K requirements and eliminated redundant data entry and the use of paper forms.

From 1987-97, Dorre, who earned an MBA from the university in 1980, managed the budget and financial affairs offices, which included all general ledger accounting functions as well as grant and contract compliance, plant and property reporting and compliance, external financial reporting, external audit compliance, and IRS compliance and reporting.

For just more than a year, from May 1993 to June 1994, he served as the interim vice chancellor for finance and administration. During that

Administration & Staff

TOM DORRE • MATT SHANKLIN • KEVIN TRAINOR

time, he managed the offices of financial affairs, business affairs, human resources, physical plant, computing service, public safety, financial management and analysis, and treasurer.

Dorre, a 1967 Arkansas graduate with a bachelor's degree in accounting, has been at the university in various positions since he graduated. He began his career in the controllers office, a position he held from 1967-75. From 1975-81, he was UA's budget director. He worked as associate vice chancellor for administration from 1981 until becoming associate vice chancellor for finance in 1987.

Dorre is currently on the Arkansas Alumni Association Board of Directors, UA's Faculty Athletic Committee and UA's Survey Research Center Policy Board. In the past, he has served on the athletic and financial advisory committees, the Student Fee Review Board and the Vice Chancellor for Finance and Administration Search Committee. He has also served two terms on the board of directors of the Economic Opportunity Agency of Washington County, Inc., among others.

Dorre and his wife Connie have one daughter, Kristy, and two grandchildren.



Matt Shanklin
Associate Athletic Director for
Marketing and Licensing

In the high profile world where name recognition is everything, selling the Razorbacks and making sure the public is aware of the Razorbacks is the job of Associate Athletic Director for Marketing and Licensing Matt Shanklin.

In his 18th year after joining the Razorback staff from East Carolina University, Shanklin is in charge of all department marketing/promotions, corporate sponsorships, signage sales and advertising sales for Razorback game programs. He serves as game coordinator for football and basketball, and is game manager for all baseball games. He coordinates all sales and programming for the football, basketball and baseball video boards. He is also responsible for ad sales for the athletic department Web site, Hogwired.com, and coordinates Razorzone, which offers audio and video content for Hog fans through Hogwired.com.

He also works closely with the football and basketball radio and television networks. Shanklin was instrumental in establishing the school's first baseball radio network in 1992, one of the nation's largest with more than 25 affiliates statewide. He is responsible for overseeing all football pregame activities, including The AT&T Trough. He was also instrumental in developing the HogPen, a tailgating area for fans at Baum Stadium, the Hog Spa at Baum Stadium and the RBI Girls.

In September 1998, Shanklin became the university's licensing coordinator. His duties include coordination of all apparel, promotional and novelty licensing. Since taking over licensing duties, revenues in that area have increased annually, more than doubling, under his direction. In the summer of 2001, Shanklin oversaw the development and implementation of new Razorback logos. Since the launch of the new logos, licensing revenues have increased every quarter.

In 2000, Shanklin secured an exclusive telecommunications sponsorship with AT&T/Cingular Wireless, one of the largest sponsorship deals in collegiate athletics. The deal provides Donald W. Reynolds Razorback Stadium with one of the largest video boards of any sports venue in the world.

Since 2001, he has also worked as general manager of Sports Shows, Inc., which sells, produces and distributes The Bobby Petrino Show, The John Pelphrey Show and Razorback Classics.

Shanklin was assistant marketing director at East Carolina University for a year before coming to Arkansas. He had served as an intern at Arkansas for five months before joining the ECU staff.

A 1984 graduate of South Mecklenburg (N.C.) High School in Charlotte, N.C., where he lettered in baseball and soccer, Shanklin

earned his degree in communications from North Carolina-Wilmington in 1988.

A graduate of Ohio University's highly respected sports administration program, Shanklin earned a master's degree in that program in the fall of 1989.

An avid golfer, Shanklin married the former Missy Emmerson of Jacksonville, Texas, in 2003. She has a daughter, Jordan, 12, and they are also the parents of Barbara Blake, three, and Isabella Grace, one.



Kevin Trainor
Associate Athletic Director for
External Affairs

In his 12th year with the Razorbacks and his fourth as assistant athletic director for sports information is Kevin Trainor. Trainor, who is in his seventh year heading UA's sports information office, joined the Razorbacks in July of 1995 and served three years as assistant director before being promoted to associate in 1998 and to the sports information director's post in 2000.

As assistant athletic director and SID, Trainor oversees the media and public relations effort for Arkansas' eight men's sports locally, regionally and nationally. He is also responsible for developing and implementing public relations strategies for the athletic department. The primary media contact for the Razorback football program, his responsibilities include coordinating media requests for head coach Houston Nutt, the UA assistant football coaching staff and football student-athletes.

Trainor coordinates the day-to-day operation of the sports information department as well as game-day management for football. He also oversees administrative matters, including the production of media guides, game programs and management of the department's web site, Hogwired.com.

In his role as associate SID, Trainor worked closely with football and served as the primary contact for the 2000 SEC Tournament champion Arkansas basketball squad. He also served as the color analyst on the Razorback Baseball Radio Network for five years.

In his previous three seasons, Trainor was the media relations point man for Arkansas' nationally ranked tennis and baseball programs.

Before joining the Razorbacks full-time, Trainor served a year internship with the Southeastern Conference Media Relations Office where he assisted in coordinating publicity for 11 of the conference's 19 sports.

Trainor served a four-year stint as a student in the UA publicity office before graduating in 1994 with a bachelor's degree in broadcast journalism. While a student assistant with the Razorbacks, Trainor served as the swimming and diving contact for three years and was part of the media relations team which handled the 1994 national champion Arkansas basketball team at the Final Four in Charlotte. He also served as publicity coordinator for the 1992 National Baseball Congress World Series in Wichita, Kan.

His collegiate experience includes 37 conference championships. He served as meet director for the 2006 SEC Outdoor Track and Field Championships at John McDonnell Field and as the assistant media coordinator for the 1995 SEC Women's Basketball Tournament. He has worked on the event management staffs of 13 Cotton Bowl games and the 1995 USF&G Sugar Bowl. He is a member of the College Sports Information Directors of America (CoSIDA), the Football Writers Association of America (FWAA) and the U.S. Basketball Writers Association of America (USBWAA).

Trainor and his wife, the former Ruth Whitehead, reside in Fayetteville and are the parents of Emma, five, and Ellie, two. The Fredonia, Kan., native is the brother of former Arkansas All-American place-kicker Kendall Trainor.



Administration & Staff

MARVIN CASTON • PAUL KIRKPATRICK • JUSTIN MALAND • CHUCK BARRETT



Marvin Caston
Assistant Athletic Director for Compliance

Former Arkansas fullback Marvin Caston is in his first year as assistant athletic director for compliance but his third year overall heading up the compliance office.

A four-year football letterman for the Razorbacks, Caston worked as a graduate assistant in the business and compliance offices at

Arkansas before taking a full-time compliance position at the University of South Florida. He returned to Arkansas on April 28, 2005.

The 1999 Arkansas graduate spent three years at USF. He was a compliance assistant at the Tampa, Fla., university in 2003 before being promoted and serving as compliance coordinator the last two years.

At South Florida, he maintained the day-to-day operation of the compliance office, served as the liaison between the athletic department and the office of financial aid, oversaw all student-athlete employment opportunities and reviewed paperwork received from student-athletes relating to Conference-USA and the NCAA.

Caston lettered at UA from 1996-99, playing on Houston Nutt's first two teams that were 9-3 in 1998 and 8-4 in '99. The 1998 team played Michigan in the Florida Citrus Bowl and ended the year ranked No. 16. The 1999 squad beat Texas in the Cotton Bowl and finished the season ranked No. 17.

Caston earned his bachelor's in social work in 1999 and was a member of the Southeastern Conference's Academic Honor Roll his senior year.

The Winnsboro, La., native worked as a graduate assistant in the business office in 2001 and the compliance office in 2002 while earning his master's in adult education. He also served as Chairman of the "A" Club Membership Drive and was Co-Director of the Athletic Prevention Programming & Leadership Education (APPLE) Program.

An adjunct instructor for the School of Social Work, Caston is a member of the National Association of Athletics Compliance Coordinators and the Black Coaches Association and serves on a host of committees within the University community. Marvin is married to the former Tommi J. Williams and the couple have a son, Thomas Marvin, two.



Paul Kirkpatrick
Assistant Athletic Director for Student Life and Academic Support

In his second stint at the University of Arkansas, Paul Kirkpatrick is in his 14th year as the director of student life and academic support. In his previous stint, he was an academic counselor and dorm manager for the athletic department for three years.

His duties include overseeing the Office of Student Life and Academic Support system as well as serving as a staff liaison with the academic community.

Kirkpatrick also spent a year as compliance coordinator and academic coordinator at the University of Nevada-Reno.

He first came to Arkansas in the fall of 1985 to attend graduate school. He served two-and-a-half years as hall manager at Bud Walton Hall, the athletic dorm, and three years in Arkansas' academic-athletic support system.

Born June 30, 1954, at Texarkana, Ark., Kirkpatrick graduated from Magnolia High School in 1972. He was an all-district football player and also earned letters in basketball and track.

He earned a football scholarship at Southern Arkansas and graduated with a degree in political science in 1976. He then served as a captain in the Army for six years, spending the last five years as a helicopter pilot.

Kirkpatrick went into investment banking before deciding to enroll at Arkansas. He had done additional graduate work in human resources management at Pepperdine while in the Army.

He and his wife, Lisa, have a blended family of four children, Erin, Rachel, Amanda Arnold and Ryan Arnold. He is also the proud grandfather of Blake Andrew Wilson, Elijah Aron Helf and Wiley Jude Helf.



Justin Maland
Assistant Athletic Director - Facilities

Justin Maland is in his first year as assistant athletic director for facilities and seventh year as a member of Arkansas' facility team. His areas of responsibility include oversight of all Razorback athletic facilities, including budgeting, game day operations, scheduling, upkeep, maintenance, long-range planning, daily facility operations, contracting services with outside

vendors and coordination of special events.

Over the past three years, Maland has provided management services in several athletic facility renovation projects, including the Raymond Miller Hall of Champions, Bob and Marilyn Bogle Academic Center, Walker Pavilion and Broyles Athletic Center. He also assisted in construction management of the 2007 Baum Stadium expansion and new Razorback Foundation Ticket Office building.

The Harrison, Ark., native was a catcher at Hendrix College where he earned his business economics degree with an emphasis in computer studies in 1999 before coming to Arkansas and serving two years with the Arkansas baseball program as a graduate administrative assistant. He went on to earn his master's degree in sports management in July of 2001.

Maland, 30, is married to the former Sarah Parnell of Booneville and they are the parents of Macy Jane, one.



Chuck Barrett
Director of Broadcasting

Chuck Barrett is in his first year as a member of the athletic department after joining the staff on July 1.

Arkansas' director of broadcasting handles radio play-by-play duties for football and baseball. He is also the host of The Houston Nutt Show, the host of the Razorback Classics television show, a speaker at Razorback Club meetings and he handles all voice-over work for the athletic department, in addition to other duties.

Barrett, who is from Clarksville, Ark., has been a part of the Arkansas Razorback Sports Network football radio broadcasts for 14 years in a variety of roles. He has handled Razorback baseball radio play-by-play for the past 16 seasons.

Prior to joining the Arkansas staff, he was a radio talk show host for Citadel Broadcasting for 15 years.

Barrett, who is married to Precious, is a board member of the Brandon Burlsworth Foundation and of Pagnozzi Charities.

Arkansas

Administration & Staff

PAT BERGER • ROBBY EDWARDS • DAVE ENGLAND



Pat Berger
Sports Turf Manager

Pat Berger is in his seventh full year on the staff after being named sports turf manager on March 12, 2001. Berger, who has been in the turf business since 1974, is responsible for the maintenance of fields, lawns, landscaping, trees, flowers and shrubs associated with men's athletic facilities.

The Sioux City, Iowa, native is also responsible for designing and maintaining new beds and the future development of any turf fields.

His supervisory and management skills were utilized during the conversion of Baum Stadium from Astro-Turf to natural grass, assisting with the installation of the synthetic field at the football practice facility, the landscaping at the south entrance of Walker Pavilion and the weight room, the green space area along Razorback Road and the resurfacing of Donald W. Reynolds Razorback Stadium.

Berger, who has a certificate in turf management and attended Michigan State, joined the staff after working at Four Hills Country Club in Albuquerque, N.M. He was an assistant at Oak Hill CC in Rochester, N.Y., when the course played host to the 1980 PGA Championship. His first superintendent job was at El Paso CC where he managed a \$1.6 million renovation and hosted the Sun Bowl All-American College Classic six times. His longest stint was 12 years at Texarkana CC, which was one of the original hosts of a Ben Hogan Tour event, now the Nationwide Tour. He has supervised new golf course construction, renovations and installation of irrigation systems.

Berger, who has worked in three of the nation's five distinct growing zones, is a certified golf course superintendent, a master certified professional turfgrass manager in Texas and was named the outstanding student in his class at MSU. He also served on the Grounds Maintenance magazine Editorial Quality Review Board and is working on his degree in turf management at Arkansas.

He is married to Beverly, a Fort Smith native, and they have five children, Brent, 27, Emily, 24, Erica, 22, Erin, 20 and Elizabeth, 14.



Robby Edwards
Associate Sports Information Director

Robby Edwards is entering his eighth year with the Razorbacks as associate sports information director.

Edwards coordinates game and media operations for basketball, edits the basketball game program, assists with football, supervises football press box operations, and helps maintain the athletic department Web site, Hogwired.com. He also supervises UA's student staff and assists in the coordination of photography.

Joining the staff just prior to the start of basketball practice in October of 2000, Edwards spent 10 years, five as an assistant and five as the SID, at Louisiana-Monroe, formerly Northeast Louisiana University.

As SID, Edwards handled all publicity for football and men's basketball while overseeing a 17-sport athletic department. His appointment to SID coincided with the school's elevation from I-AA football status to I-A in 1994.

Before moving to Fayetteville, he spent just under two years as the executive/financial communication coordinator at CenturyTel, Inc., a telecommunications company headquartered in Monroe, La. He wrote copy for and assisted in the production of the company's annual report and three employee publications, helped coordinate the release of earnings and quarterly reports, served on the acquisition and Y2K teams, and helped coordinate the shareholder's meeting.

Edwards worked the 1993 men's Final Four in New Orleans and supervised the stat crew at the Independence Bowl from 1992 to 1997. His releases, media guides and game programs have earned awards from the College Sports Information Directors of America and the Louisiana Sports Writers Association. He earned national "Story of the Year" honors from CoSIDA in 2003 and his 2004-05 Game Day basketball program was judged best in the nation. He is a member of CoSIDA, the Basketball Writers Association of America and the Football Writers Association of America.

The Pearl, Miss., native worked as a graduate assistant for two years in the SID office at ULM before spending a year as a sports writer at the Lake Charles (La.) American Press.

A 1986 graduate of Southern Mississippi with a bachelor's in journalism, he received his master's in communication from ULM in 1988.

Edwards is married to Apryl, a Springdale High School English teacher, and they have three girls, Aubrey, 11, Cara, 10, and Josie, six.



Dave England
Head Baseball/Basketball Trainer

In his 25th year as a member of the Arkansas training staff, Dave England is in his 20th season as head trainer for basketball and baseball.

In 2004, he received the District 6 Athletic Trainer Service Award from the National Athletic Trainers Association.

England also worked at Arkansas as a student and graduate assistant trainer. He returned to Fayetteville following a stint in the St. Louis Cardinals baseball organization.

He handles all training duties for Razorback basketball and baseball and was recently honor as the 2000 Arkansas Athletic Trainers' Association Trainer of the Year. He also handles all travel and various administrative duties for basketball.

A 1980 graduate of Arkansas with a bachelor of science degree in education, England worked the 1976 Cotton Bowl and 1978 Orange Bowl as a student trainer. He also worked with baseball during those years and went to the 1979 College World Series with the Razorbacks where they posted a runner-up finish.

He then accepted an offer to work with the Cardinals. After spending some time in the lower levels of the organization, he worked his way up to the position of head trainer for the Cardinals' Double-A team in Little Rock. England returned to Arkansas in the fall of 1984 as assistant trainer and was promoted to head trainer in 1989.

In working with Razorback basketball, England has been to 15 NCAA Tournaments and two NITs. He's made trips to the Final Four and worked with the 1994 NCAA champions and the 1995 national runners-up. He returned to the College World Series with the baseball Hogs in 1985, 1987, 1989 and 2004 while the 2002 club advanced to a Super Regional. While working with football he has been to the Liberty and Cotton Bowls twice, and the Orange, Holiday and Hall of Fame bowls.

One of seven founding members of the Arkansas Athletic Trainers' Association in 1987, England was inducted into the AATA Hall of Fame in 1999.

He has two daughters, Jennifer, 24, and Alyson, 15. He is married to the former Heather Cullum.



Administration & Staff

EDGAR GANTT • DR. FLINT HARRIS • RODGER HUNTER • JOSH MAXSON



Edgar Gantt
Director of Compliance

Edgar Gantt, a former football player at Kentucky, is in his first full year as Arkansas' director of compliance after joining the staff on Jan. 29, 2007.

In his position, the Mt. Holly, N.J., native assists in the day-to-day activities of the compliance office, including rules education, SEC and NCAA rules interpretations, official and unofficial visits, complimentary tickets, national letters of intent and financial aid.

Gantt joined the Razorback staff after spending the previous year as the director of compliance at Drake University. He interned at the SEC office from August 2004 until going to Drake in January 2006. Before working at the SEC, he interned at Kentucky from August 2003 to February 2004.

Gantt, who went to high school at Rancocas Valley Regional in New Jersey, played at Kentucky from 1998-2001. He earned his bachelor's in education in May 2002 and his master's in sport management in December 2003, both from Kentucky.

He is married to Nneka and they have a son, Nathan, one.



Dr. Flint Harris
Academic Counselor

Dr. Flint Harris is entering his fourth year as a full-time academic counselor, but he joined the staff after working two years as a graduate assistant in the Bob and Marilyn Bogle Academic Center.

In his full-time position, Harris monitors the academic progress of student-athletes in track, baseball and tennis. He conducts weekly meetings with each athlete, e-mails their professors and coaches, and monitors their class schedules. During the spring and fall semesters of 2006 and the fall of 2005, Harris helped guide the track, tennis and baseball teams to the three highest team grade point averages on campus.

Harris, who worked in the student life and academic support office as a graduate assistant from February 2002 until becoming a full-time staff member in August 2004, graduated with honors from the University of Arkansas in 2002 with a bachelor's in education. He received his master's with an emphasis in sports management in 2003 and earned his doctorate in May of 2005 in adult education.

Harris graduate from Oakridge High School in Arlington, Texas, in 1998. He is married to the former Rebekah Clemons of North Little Rock.



Rodger Hunter
Student Life Coordinator

Rodger Hunter is in his eighth year at Arkansas after becoming UA's student life coordinator on Oct. 31, 2000.

He serves as a liaison with the departments of financial aid and residence life assisting student-athletes with applications, federal aid, scholarship money, housing and meal plan contracts, and dorm assignments, and he helps develop programs which assist in their personal development.

As an administrator of the CHAMPS/Life Skills program, he coordinates programs which will benefit student-athletes in several areas, including values clarification, understanding diversity, personal health, developing self-esteem, stress management, interpersonal communication, media relations, financial planning, sports agents, alcohol and drug education, gambling and social development. He also provides UA's student-athletes with community service opportunities.

Hunter, who played football at Oklahoma State from 1977-78 before transferring to Arkansas State and earning his bachelor's in broadcasting, came to Arkansas after working as an outreach coordinator at Freedom House, a drug and alcohol treatment center in Russellville, Ark., for four years. His duties included serving as a facility manager, detox specialist, and a residential and outpatient counselor.

He was named the 1998 Arkansas Counselor of the Year. He currently serves as the contact person for coaches and student-athletes for all judicial issues and assists with the recruitment of prospective student-athletes on recruiting weekends and when prospective recruits are on campus.

An all-state performer in football and basketball as a senior at North Little Rock Ole Main High School, he made the USFL's Memphis Showboats in 1983 but was released before the first game.

Hunter has four grown children, including former Razorback fullback Justin Slaughter.



Robert Mann
Director of Retail Operations

Robert Mann is entering his fifth year as the manager of Hog Heaven, but he's run UA's store for nine total years.

He started at Hog Heaven as a student in 1994 and became manager after earning his bachelor's in marketing management from UA in 1995. In 2000, he moved to Florida to manage the Gator Gear portion of the University of Florida Bookstore, but returned to Hog Heaven

in 2003.

His responsibilities include oversight of all operations of the store, including hiring and training staff. He also oversees all Razorback retail operations for all sports in all UA facilities.

A native of Bryant, Ark., Mann graduated from Bryant High School in 1980. He and his wife Elizabeth have a son, Matthew.



Josh Maxson
Assistant Sports Information Director

Josh Maxson is beginning his fourth year as assistant sports information director after joining the UA staff on Jan. 19, 2005.

The primary contact for UA's baseball program, Maxson is also the primary contact for Razorback golf and a secondary contact for football. He is the athletic department's printing coordinator and is the editor of Game Day, Arkansas' official football game program. He

also assists with the department's official Web site, Hogwired.com.

Maxson joined the Arkansas staff after spending two years as an assistant sports information director at the University of Miami. He served as the primary baseball contact for the Hurricanes, including coordinating media coverage for two trips (2003, 2004) to the College World Series. He was also the secondary contact for Miami's nationally ranked football program, including its trip to the Bowl Championship Series national championship game in the 2003 Fiesta Bowl. In addition, he worked the 2004 Orange Bowl and the 2004 Peach Bowl with UM.

Prior to working at Miami, Maxson spent a year-and-a-half in the sports information office at the University of Nebraska. He assisted with day-to-day football responsibilities while serving as the primary contact for men's gymnastics in 2002 and women's gymnastics in 2003. He was part of the Cornhuskers' media relations staff that worked the 2002 Rose Bowl, the BCS national championship game.

Maxson worked as a student assistant in the media relations office at Oklahoma State University from 1998-2001. Maxson was the primary contact for the Cowboys' highly-ranked wrestling program for two years while also working with the women's track and field program.

Born April 26, 1978, Maxson earned his bachelor's degree in public relations from Oklahoma State in 2001. He is married to the former Jana Spence of Vestavia Hills, Ala.

Administration & Staff

PATTI METCALF-KIMBROUGH • ANDREW MONTAGUE • JEAN NAIL • MOLLY O'MARA



Patti Metcalf-Kimbrough
Director of Guest Services

Patti Metcalf-Kimbrough is in her third year at the university, after joining the staff as director of guest services in April of 2005.

The Fort Smith native is responsible for supervising event service and operation activities in the premium seating areas of Donald W. Reynolds Razorback Stadium. Other duties include managing the luxury seating and event staff at football, basketball and baseball games.

Metcalf-Kimbrough spent the previous four years as regional director of the Alzheimer's Association based out of Fort Smith. She was responsible for the oversight and implementation of services, programs and training for patients, family and professional caregivers. She was also responsible for fundraising, budget management, goals, marketing, representing the organization at various events, data analysis, and recruitment and retention of leadership council and board of directors, as well as managing her regional staff. She also represented the National Alzheimer's Association and Arkansas in Washington D.C., lobbying Congress on Alzheimer's and other senior health issues during the past four years.

From 1997-2001, she held various positions with Beverly Enterprises, Inc., in Fort Smith, including director of marketing and admissions, account executive, district sales manager and public relations specialist, for the state. Her responsibilities included marketing, sales, conducting educational seminars, counseling family members, admissions, fundraising and public relations.

She attended Oklahoma State University, Westark Community College / University of Arkansas at Fort Smith, majoring in marketing. She was also an honors graduate of Northside High School in Fort Smith.

Metcalf-Kimbrough has been active in the community, volunteering time to functions benefiting the Alzheimer's Association, the United Way, Cancer Support House, Arthritis Foundation, March of Dimes and the Girl Scouts of America, among others. She has served as a volunteer with Girls Inc., American Red Cross, St. Edward's Hospital Advisory Board member, Sparks Senior Health Care advisory board member and the Fort Smith Public School System volunteer mentor. She was a 2002 graduate of the Leadership Fort Smith Program.

In 2003, she was the runner-up "Volunteer of the Year" in Fort Smith in a vote of readers of the Southwest Times Record. She has received service and appreciation awards from the Alzheimer's Association (2005), St. Edward's Hospital (2005) and the March of Dimes (2000), the 2003 "Our Hero" award from the American Red Cross, the 2002 "Tiffany Award" from the American Heart Association, the 2000 "Enabling Freedom" award from Beverly Enterprises, the 2001 "Helping Hand" award from the United Way and the 2001 "Outstanding Committee Person" award from the March of Dimes. A member of Grace Community Methodist Church, in Fort Smith.

Since her move to NWA she has become very involved in her new community. Metcalf-Kimbrough has served as a member of the Washington County United Way Cabinet, she was the 2006 Chairperson for Faith in Action's "Savor the Flavor" walking restaurant tour presented by Washington Regional Hospital, she is a member of the Alzheimer's Association "Playbook" Task Force and coordinated "A Concert to Remember" benefit along side Coach Broyles and his family featuring country music sensations Tracy Lawrence and Joe Nichols, that benefited the Alzheimer's Association and the Barbara Broyles Legacy Fund. Metcalf-Kimbrough is a newly appointed board member of the Association of Luxury Suite Directors (ALSD) Colleges and Universities division, where she is able to meet and network with other universities, colleges and major league sports professionals within the sports community. Most recently she was recognized as one of the Northwest Arkansas Business Journals "40 under 40" top young professionals for 2006 and was appointed to the Seven Hills Homeless Shelter Board of Directors in January 2007. She also serves on the WRMC Hospice Garden Party Committee as co-chair of the Publicity committee.



Andrew Montague
Assistant Store Manager

Andrew Montague is in his fourth year as the assistant manager of UA's Hog Heaven store where he works with Robert Mann, who is the director of retail operations.

Montague's responsibilities include managing employees, opening and closing the store for daily and game-day operations, customer service, stocking the floor with merchandise, inventory and receiving, scheduling staff hours, recording payroll, and documenting deposit and accounting information.

A University of Arkansas student, he is working on his bachelor's in English. Montague is a 2001 graduate of Greenbrier, Ark., High School.



Jean Nail
Spirit Group Coordinator

Jean Nail is in her 26th year as spirit group coordinator for the Razorbacks. She coordinates the selection and performance schedule of the Razorback cheerleaders, pom squad, RBI girls and mascots.

As coordinator of the spirit groups and the Razorback mascots, Nail paces her student spirit leaders through daily practices in preparation for Razorback football, basketball, baseball and tennis events, and LadyBack basketball, gymnastics and volleyball events. The groups also appear at various university functions throughout the year and are active in summer camp seminars and competitions. Under her direction, the Razorback spirit groups have won numerous competitive awards and may compete in both cheerleading and dance team national competitions this fall.

Nail is married to Mike Nail, the play-by-play "Voice of the Basketball Razorbacks" for the last 26 seasons. Nail received her bachelor's in 1986 and master's in 1987 in education from Arkansas.

Jean and Mike have two daughters, Michelle (Mrs. Doug) Kehn and Elsa (Mrs. Scott) Salrin, and are the proud grandparents of John Michael Kehn, 12, and Aubrey Anne Kehn, nine.



Molly O'Mara
Assistant Sports Information Director

Molly O'Mara is in her second year as an assistant director of sports information at the University of Arkansas.

She serves as the primary contact for the Hogs cross country, track and field, and tennis programs. She also assists in the day-to-day responsibilities with football. In her first year, Arkansas won SEC titles in cross country and indoor track.

Prior to her arrival in Fayetteville, O'Mara served as a media relations assistant at Texas Tech where she was the primary contact for volleyball, men's and women's cross country, men's and women's track and field, and men's and women's tennis. Additionally, she also assisted with game-day preparations for football, men's and women's basketball, and baseball.

Working with the Red Raider track program, O'Mara was the assistant meet director at the Texas Tech indoor and outdoor tracks meets. During her time in Lubbock, O'Mara coordinated the media responsibilities for 2004 Olympians Jonathan Johnson (USA) and Andrae Williams (Bahamas), and the 2005 Big 12 Champion men's squad.

O'Mara, a native of Melrose, Ma., is a member of the College Sports Information Directors of America (CoSIDA), the Football Writers Association of America (FWAA) and the Track and Field Writers of America (TAFWA). She got her start in sports information as a student assistant at the University of Massachusetts where she received her bachelor's degree in sport management from the Isenberg School of Management in 2004.



Administration & Staff

MARK SCOBEY • MIKE STROUHAL • JASON SUITT • JOE SWINGLE • MARK TAYLOR • MATT WOLFE



Mark Scobey
Ticket Manager

Charged with the supervision of ticket operations for all University of Arkansas men's athletic department-related sporting events, Mark Scobey is in his 31st season with the Razorbacks.

During his tenure at the University of Arkansas, Scobey has assisted with ticket sales for a wide assortment of events on the Fayetteville campus, including SEC and NCAA hosted championship events in baseball, tennis

and track. He has also been affiliated with 20 post-season football bowl games, the 1995, 2002 and 2006 SEC football championship games, and 23 post-season basketball tournament teams, including the 1978, 1990, 1994 and 1995 Final Four clubs.

In December 2002, Scobey worked with Paciolan Systems, Inc., as the project manager for a major software upgrade of the athletic department ticketing system. The addition of on-line ticket sales is now 35% of ticket volume and has given the ticket office staff more time for customer service.

Scobey and his staff are on this year's SEC Ticket Committee, which handles allotments for the SEC Basketball Tournament, and they may also work the SEC football championship game.

Scobey joined the UA athletic staff in 1977 as an assistant athletic ticket manager and became ticket manager in 1983.

A native of Warren, Ark., Scobey lives in historic Eureka Springs.



Mike Strouhal
Assistant Strength & Conditioning Coach - Baseball/Football

Mike Strouhal is in his fifth year on the Arkansas strength and conditioning staff and is in his third directing the baseball strength and conditioning program.

Strouhal designs and implements all aspects of the Diamond Hogs' workout regime, including off-season programs, in-season programs, pre-game warmup, speed training and flexibility. He also

assists with the day-to-day strength and conditioning program for the Razorback football team.

Strouhal is a 2003 graduate of The University of Saint Mary with a degree in sport management and a minor in coaching. He was a four-year starter on the baseball team and a two-year starter on the football squad. He spent the fall of 2003 as the head strength and conditioning coach at The University of Saint Mary as well as coaching linebackers for the football team.



Jason Suitt
Marketing Coordinator

Jason Suitt is in his seventh year as marketing coordinator and his ninth year overall in the marketing office after working his first two years as an intern.

A 1998 graduate of South Carolina with a bachelor's in sports administration, Suitt coordinates game program advertisement sales, assists in game management and promotional material design, helps maintain the athletic

department's Web site, Hogwired.com, coordinates the AT&T Trough tailgating area and serves as assistant general manager of the Razorback Baseball Radio Network.

Prior to joining UA's staff, he worked as an intern in the marketing and sports information offices at The Citadel in Charleston, S.C.

Suitt is a 1994 graduate of Sumter (S.C.) High School, where he lettered in baseball.



Joe Swingle
Director of Operations/Facilities

Joe Swingle is in his third full year as UA's director of internal operations/facilities after joining the staff on Jan. 3, 2005.

His responsibilities include all areas of facility management, focusing on managing and scheduling the facility operations staff and the day-to-day operations of the facilities. His duties also include preparing the athletic facilities for all Razorback and any special events.

Before coming to Arkansas, Swingle was the director of event management at Iowa State for two years. He was assistant director of game operations at the University of Missouri from 2000 until 2002.

He graduated from Missouri Southern with a bachelor's in physical education in 1994 and earned his master's in physical education from Arkansas Tech in 1997. He also did doctoral work at UA from 1997-2000.

A native of Carthage, Mo., he is married to the former Karen Hoepfl of Paragould, Ark. They are the parents of Molly, four, and Jack, two.



Mark Taylor
Assistant Equipment Manager

As assistant equipment manager, Mark Taylor plays a key role in providing Arkansas with one of the most experienced staffs around. Entering his 17th year with the Razorbacks, Taylor and equipment manager Tim Cheney have a combined 33 years of experience.

The equipment room staff handles the distribution to athletes and coaches, any necessary repair, and all ordering and laundering. They are also responsible for coordinating with the coaching staff to ensure all required practice accessories are where they should be for appropriate drills and workouts. After the team has left the field and locker room, the equipment staff is still around, getting everything ready for the next day.

Taylor joined the athletic department in 1991 after serving in the equipment room at Nicholls State University in Thibodaux, La. He has made nine bowl trips with the Razorbacks, including the 1991 Independence Bowl, the 1995 CarQuest Bowl, the 1999 Florida Citrus Bowl, the 2000 Cotton Bowl, the 2000 Las Vegas Bowl, the 2002 Cotton Bowl, the 2002 Music City Bowl, the 2003 Independence Bowl and the 2007 Capital One Bowl.

An all-district football and basketball player at Harmony Grove High School in Camden, Taylor worked in the equipment room at Ouachita Baptist for four years while working on his degree. He graduated from high school in 1983 and earned his degree in health and physical education from Ouachita in 1988.

He spent his first year out of college in private business before accepting a position at Nicholls State. He earned his master's degree in education and supervision from Nicholls State while working for the equipment department.

Taylor and his wife, Kim, have two daughters, Anna, 13, and Abby, nine.



Matt Wolfe
Assistant Video Coordinator

Matt Wolfe is in his first full year as Arkansas' assistant video coordinator after joining the staff on Jan. 2, 2007.

In his position, he shoots video for the video boards at several home venues as well as shooting coaches video and producing highlight videos.

Before joining the UA staff, he was a production assistant at Network Video Productions in Fayetteville for almost six years.

Wolfe earned his bachelor's in digital media from John Brown University in 2000. A graduate of Fayetteville Christian High School, he is married to Megan.

Razorback Foundation

MISSION STATEMENT & STAFF

Mission Statement

The stated mission of the Razorback Foundation, Inc. is to support the athletic endeavors of the University of Arkansas Razorbacks. The foundation assists our student-athletes by providing for scholarships, facilities and various programs that enable them to realize their dreams of achieving a quality college education while participating in athletics on a nationally competitive level.

Foundation History

In the early 1970s, Coach Frank Broyles, Coach Wilson Matthews, Athletic Director George Cole and a small group of statewide business leaders formed the Razorback Scholarship Fund. Their goal was to pro-

vide Razorback fans with an innovative way to support the athletic program and receive a benefits package that included tax benefits, ticket priorities and recognition.

The plan would develop a fair and equitable ticket assignment system based upon a donor's generosity while rewarding fan loyalty and longevity. Wilson Matthews, the popular, long-time assistant coach under Broyles was instrumental in developing this new system and received the assignment of organizing and operating it from within the confines of the men's athletic department.

The financial support derived through the Razorback Scholarship Fund was essential in helping provide the much-needed funds for scholarships, facilities and programs to advance Razorback athletics.



Chuck Dicus Razorback Foundation President

Former Razorback All-American receiver Chuck Dicus is in his 17th year as President of The Razorback Foundation, Inc. He joined the Foundation after working in the investment business in Little Rock.

As president, Dicus heads up the all-important effort of fund-raising for the Foundation. Those funds help the Razorbacks maintain a position among the nation's elite collegiate athletic programs.

A two-time All-American (1969 and 1970), Dicus finished his career with 118 receptions for 1,854 yards and 16 touchdowns.


He was the most valuable player of the 1969 Sugar Bowl when his 12 catches for 169 yards and a touchdown helped the Razorbacks defeat previously unbeaten Georgia, 16-2.

He earned his undergraduate degree in business from Arkansas in 1971 and was drafted by the San Diego Chargers. He spent two years with San Diego and one with the Pittsburgh Steelers before leaving pro football.

His football achievements landed him a spot in the Razorback Hall of Honor, on the Arkansas All-Century football team and in the Arkansas Sports Hall of Fame. In 2000, he was enshrined into the National Football Foundation College Hall of Fame.

He is a past president of the Southeastern Conference Athletic Development Directors, a conference organization with its primary focus on fundraising.

Dicus and his wife, Cathy, live in Fayetteville. He has three sons, Neal, and twins, Charles and Jonathan.



Norm DeBriyn Vice President

After spending 33 years as head coach of the Razorback baseball team, Norm DeBriyn switched playing fields in 2002 and is now in his sixth year as vice president of the Razorback Foundation.

DeBriyn stepped down as head coach following the 2002 season in which he guided the Razorbacks to the program's first-ever NCAA Super Regional appearance. In 33 years as head coach, DeBriyn amassed a record of 1,161-650-6, which ranked him as the 14th-winningest coach in Division I history.

A native of Ashland, Wis., he guided the Razorbacks to four NCAA College World Series appearances, 15 NCAA post-season berths and three conference championships. DeBriyn earned six Southwest Conference Coach of the Year awards and one Southeastern Conference Coach of the Year honor.

Despite the mind-boggling numbers, the biggest testament to DeBriyn's contribution to the Razorback baseball program stands less than a half-mile from the Arkansas campus.

Baum Stadium at George Cole Field was named college baseball's best facility in a 1998 survey by Baseball America. The \$8.9 million home of the Razorbacks was made possible by generous donations from the Charlie Baum, and Willard and Pat Walker families.

DeBriyn and his wife, the former Caroline Mock of Honolulu, Hawaii, have been married for 36 years. They have two sons, Todd and Marty, and one daughter, Carrie Jo.



Harold Horton Vice President

In his 10th year as vice president of the Razorback Foundation is Harold Horton. He has played, coached and served as an administrator in the UA Athletic Department for nearly half his life.

Horton moved to the foundation from his position as director of football operations, a title he held for four years, after serving as recruiting coordinator for the four previous years. In his capacity with The Razorback Foundation, Inc., he has continued to serve as executive director of the Razorback A Club (former letter winners).

A member of the Arkansas Sports Hall of Fame, the University of Arkansas Sports Hall of Honor and the University of Central Arkansas Sports Hall of Fame, he is a native of DeWitt. He played on Frank Broyles' first three Southwest Conference championship teams at Arkansas, lettering in 1959, 1960 and 1961, and played in the Gator, Cotton and Sugar bowls. His teams combined for a 25-8 record. Horton was elected captain in 1961 in a vote of his teammates. In 2003, he received an Outstanding American Award presented by the College Football Foundation.

After earning his degree in physical education in 1962, Horton was the head football coach at Bald Knob (Ark.) and Forrest City (Ark.) high schools for three years each.

Broyles hired Horton as linebackers coach in 1968. He moved to the defensive line in 1977 and served in that capacity for four seasons under Lou Holtz.

Following the 1980 season he went into private business for a year but returned to football in 1981 when he became head coach at Central Arkansas. His teams were 74-12-5, won two national championships and qualified for the NAIA playoffs six times. The 1983, 1987 and 1988 clubs were all undefeated at 10-0. He was named NAIA National Coach of the Year in 1983.

In 1999, Anthony Lucas was the first recipient of the Harold Horton Award recognizing excellence on the field and in the classroom.

Horton and his wife, Betty, have two children, Tim and Holly. Tim is the running backs coach at the University of Arkansas and is a former Razorback wide receiver. Tim and his wife Lauren have a daughter, Caroline, and a son, William Jackson. Holly (Mrs. Brian Banister), has two sons, Bentley and Barrett, and a daughter, Charlotte.



BASEBALL

HOME OF CHAMPIONS

In four of the 16 years the Hogs have been members of the SEC, they have won four league championships. In the 11 other years, Arkansas has won at least two, including two overall titles and two other Western Division championships in 2006-07. No other SEC school has won so many league championships in men's athletics during the past 16 years.

While the SEC is the nation's best conference, Arkansas takes its success far past the regional level. During UA's time in the SEC, the Hogs have produced 30 national championship teams. The other SEC schools combined have won 33 NCAA crowns in men's sports, meaning Arkansas has won almost as many as the rest of the league combined. LSU is the closest to matching UA's national title total, but the Razorbacks have a 30-8 lead over the Tigers. Next in the league are Auburn with seven, Florida with six, Georgia with five, Tennessee four, Kentucky two and Alabama one.

Football (2007)

Arkansas went 8-5 in 2007 and earned a bid to the 2008 Cotton Bowl. The Razorbacks capped the regular season with a 50-48 triple-overtime victory over No. 1 and eventual national champion LSU in Death Valley.

Running back Darren McFadden won the Doak Walker Award, which annually goes to the nation's top running back, for the second straight year. He also finished second in voting for the Heisman Trophy for the second straight year, was the SEC Offensive Player of the Year by league coaches and a consensus All-American. Fellow Junior Felix Jones, also a first-team All-American and All-SEC pick, ran for 1,162 yards and 10 scores, and led the country in yards per carry. Center Jonathan Luigs as also a consensus first-team All-American and won with Rimington Award, which goes to the nation's best center.

- Eight bowl games in the last 10 years
- Four SEC Western Division titles in the last 13 years
- Fourteen players drafted over the last four years, including four in the first round, with 22 others signing free-agent contracts
- Twenty-three bowl games in the last 33 years and 36 overall
- 1964 national champion



Donald W. Reynolds Razorback Stadium is home to the Razorback football team. It holds 72,000 fans and houses the Bob and Marilyn Bogle Academic Center and includes a 30x107-foot SMARTVISION video board.

Overall, Arkansas has won 44 men's national championships in its athletic history, all but one since 1984. The only one before '84 was the post-bowl version of the football national championship in 1964. In the league, LSU is next with 18, followed by Florida with 10, Tennessee with nine, Auburn and Georgia with eight, Alabama and Kentucky with seven, and Ole Miss one.

Here's the breakdown on Arkansas' national titles: 19 in indoor track, 12 in outdoor track, 11 in cross country, one in football and one in basketball.

In 16 years, Arkansas has won 48 SEC championships, including 16 in cross country, 14 in indoor track, 13 in outdoor track, two in basketball and baseball, and one in golf. The Hogs have also won four Western Division titles in football, and three in basketball and baseball.

Basketball (2006-07)

Arkansas was 21-14 overall, earned its 29th NCAA Tournament bid, won the Old Spice Classic in Orlando, advanced to the finals of the SEC Tournament and went 4-3 against ranked teams.


Freshman Patrick Beverley ranked among the SEC leaders in nine of 13 categories, including 16th in scoring (13.9), 15th in assists (3.14), sixth in steals (1.74) and third in free-throw percentage (.812). A freshman All-American, he was named the SEC Newcomer of the Year by the AP and Freshman of the Year by the SEC coaches.

Guard Gary Ervin (9.9 ppg) was named SEC Player of the Week twice, forward Sonny Weems (11.8 ppg, 4.8 rpg) was named to the SEC and Old Spice Classic all-tournament teams, and center Steven Hill (6.2 ppg, 4.4 rpg, 2.8 blocked shots) was named SEC Defensive Player of the Year.

- Twenty-nine NCAA Tournament bids, ninth all-time
- Six Final Four appearances, ninth all-time - 1994 national champion, 1995 runner-up
- Seventeen national post-season tournament appearances in 21 years
- Home attendance in national top 15 for 13 straight years



Bud Walton Arena is the fifth-largest on-campus facility in the nation with a capacity of 19,200. It houses the coaches' offices for men's basketball and men's track, along with strength and conditioning and athletic training facilities.



Baum Stadium at George Cole Field was named the nation's second-best collegiate baseball facility in a 2003 survey by *Baseball America* magazine after ranking first in the publication's 1998 survey. Recent upgrades include the addition of 1,200 chairback seats and 20 new luxury boxes.

The new John McDonnell Field was completed in time to host the 2006 SEC Outdoor Track and Field Championships.

Baseball (2007)

Behind the starting rotation of Nick Schmidt, Jess Todd and Duke Welker, Arkansas won the SEC Western Division title and advanced to the finals of the SEC Tournament.

Arkansas earned the No. 7 national seed and played host to an NCAA Regional for the third time in four years. The Razorbacks reached the finals before being eliminated and finishing 43-21. The Arkansas regional was the best-attended in the nation, drawing 38,710 fans for an average of 6,452.

Arkansas set a national record with a tickets sold attendance average of 8,047 during the regular season.

Schmidt (11-3, 2.69 ERA) and Todd (9-3, 2.89 ERA) were each named second-team All-Americans by Louisville Slugger and first-team All-SEC.

First baseman Danny Hamblin (.276, 60 RBI) hit 22 home runs, the second-most in a season at UA, and set a school career record with 57.

- Five College World Series, including 2004, and 20 NCAA Tournament appearances
- Fourteen 40-win seasons since 1979
- Baum Stadium rated the top college facility in the country by *Baseball America* in 1998
- National attendance average record for tickets sold per game in 2007 with 8,069

Track (2006-07)

In cross country, Arkansas won its 16th SEC title in 16 years and its 33rd consecutive conference title going back to UA's days in the Southwest Conference. The Hogs won the NCAA South Central Regional and finished fifth at the national meet behind Peter Kosgei's eighth-place finish.

The Razorbacks won the SEC indoor title and finished seventh in the NCAA meet behind All-American performances from Kosgei, Nkosinza Balumbu, Alain Bailey and Mychael Stewart.

Outdoors, Arkansas was third at the SEC meet. Balumbu and J-Mee Samuels earned All-America honors at the NCAA Outdoor Championships.

Head coach John McDonnell was named to the 2008 USA Olympic Team staff as a middle distance coach.

- Nineteen indoor NCAA titles since 1984; 26 conference titles since 1979
- Twelve outdoor NCAA titles since 1985; 22 conference titles since 1982
- Eleven cross country NCAA titles since 1984; 33 conference titles since 1974
- Twenty-five Olympians, 645 All-America selections, 111 NCAA individual event championships

Golf (2007)

Arkansas won the Del Walker Intercollegiate at Long Beach, Calif., finished second at the Lochinvar Challenge at Houston and had five other finishes of seventh or higher during the year.

Sophomore Andrew Landry led the team with a 72.08 average and had six top five finishes, including a runner-up finish at the Diet Pepsi Shocker Classic at Wichita, Kan., and four other third-place finishes. Freshman Stephen Cox was next with a 74.62 average and one top five finish.

Landry, a PING honorable mention All-American and a second-team All-SEC pick, finished tied for sixth at the NCAA Central Regional.

- Finished in the top 11 at the NCAA Tournament six times in 19 years
- Finished in the top 20 at the NCAA Tournament eight times
- Twenty-six tournament titles in the last 19 years

Tennis (2006-07)

Replacing three seniors at the top of the singles lineup and five total lettermen from the 18-11 NCAA Tournament team of 2006 was too tough for the young Razorbacks as they won just seven matches for the year.

Sophomore Blake Strode, who went 27-7 at No. 4 as a freshman, was 27-11 at No. 1, including a 7-4 mark in the SEC and a 17-7 dual match record. He recorded four wins over opponents ranked among the nation's top 50.

Strode and junior Colin Mascall went 19-9 in doubles, and were ranked as high as 15th in the nation.

Strode reached the round of 32 in the NCAA singles tournament while Strode and Mascall were one of 32 doubles teams to qualify but were eliminated in the first round.

- Nine NCAA Tournament appearances in 14 years
- NCAA regional finals in six of last seven appearances
- Eight No. 1-ranked players since 1980 and 30 All-America selections





2007 Review

2007 Season Review


Hogs Finish 85th Season of College Baseball

Arkansas' 85th season of college baseball saw the Hogs capture the SEC Western Division Championship and make an appearances in the SEC Tournament Championship game before ending in the championship game of the NCAA Fayetteville Regional. The Razorbacks finished the season with a 43-21 overall record and an 18-12 mark in SEC play. The Hogs captured their third SEC Western Division title since joining the league in 1992 and their second under fifth-year skipper Dave Van Horn. UA also advanced to the SEC Tournament Championship game for the first time since 1999.

Nick Schmidt and Jess Todd garnered second-team All-America honors from Louisville Slugger and first-team All-SEC accolades from league coaches. Schmidt also became the first Arkansas player selected in the first round of the Major League Baseball Draft since 1999 when the San Diego Padres took the left-hander with the 23rd overall pick. Duke Welker and Todd quickly followed Schmidt off the board in the second round. Welker was the 68th overall selection to the Pittsburgh Pirates and Todd went with pick No. 82 to the St. Louis Cardinals. In all, nine Hogs were drafted including seniors Danny Hamblin, Jake Dugger and Chris Rhoads.

Leading Off ...

- Arkansas' 43 wins in 2007 were tied for the ninth-most in school history and the second-most since the 1990 season (45 in 2004).
- Arkansas made its 20th NCAA Regional appearance in school history and its sixth straight. All 20 of Arkansas' NCAA appearances have come since the 1973 season. It also marked the fourth time in school history Arkansas has hosted a NCAA Regional.
- The Hogs won their third SEC West title in 2007 since joining the Southeastern Conference for the 1992 season. They finished with an 18-12 mark in the league, beating out Ole Miss and Mississippi St.
- The Hogs' had nine players off the 2007 roster drafted and nine signees drafted in the 50-round 2007 Major League Baseball Draft.
- The Razorbacks garnered the No. 7 national seed from the NCAA Baseball Committee. It was the second time the Razorbacks have earned a national seed. UA was a No. 8 national seed on their way to Omaha in 2004.
- Schmidt and Todd were both named second-team All-Americans by Louisville Slugger. Schmidt becomes just the fifth Arkansas player to be named a two-time All-American and Todd is the 16th Hog in school history to earn All-America honors.
- Todd was named a National Player of the Week by Louisville Slugger on



Catcher - Brian Walker

the heels of his 17-strikeout performance against South Carolina in the SEC Tournament, which set a tournament and school record.

- Southeastern Conference coaches named Todd and Schmidt first-team All-SEC pitchers with Dallas Keuchel earning SEC All-Freshman honors.
- Schmidt and Todd were also first-team pitchers on the SEBaseball.com All-SEC team with the second team including Hamblin at first base, Logan Forsythe at third base and Casey Coon in the outfield. Welker also earned honorable mention honors.
- Schmidt was one of 10 pitchers named as semifinalists for the Roger Clemens Award. He was named one of 50 semifinalists for the Golden Spikes Award in early May.
- Both Schmidt and Todd were named to the SEC All-Tournament team after dominating starts in Hoover. Hamblin and Coon were also named to the team.
- Schmidt and Brian Walker earned all-tournament honors at the NCAA Fayetteville Regional. Schmidt hurled seven-shutout innings while allowing just two hits to beat Creighton. Walker hit .500 (8 for 16) with seven straight hits at one point, three doubles and two home runs.
- Todd and Schmidt became the first teammates to each record at least 100 strikeouts in a season at Arkansas. Todd had 128 to rank tied for third in a single season at UA while Schmidt's 111 rank tied for fifth. Todd's 128 were the fifth-most in the SEC, while Schmidt's 111 ranked sixth. Schmidt's 145 Ks in 2006 is the second-most in a single season at UA.
- Arkansas was hit by a school-record 107 pitches in 64 games last season (1.67 per game). The mark led the SEC and ranked as the second-best mark in NCAA baseball. The 107 hit by pitches was also the ninth-highest total in NCAA history. The old school record of 94 set in 2003.
- The UA pitching staff struck out a school record 565 batters last season, surpassing the old mark of 554 set in 1999.
- Coon's 71 RBI ranked third in the SEC while Hamblin's 60 ranked tied for 11th. Hamblin tied for eighth in RBI in SEC games with 29.
- Hamblin led the Hogs with 22 home runs, which led the league and ranked in the top 10 nationally, while his 14 home runs in SEC games were also tied for the most. His 22 home runs are also tied for the second-most in school history in a single season.
- Hamblin also set the school record for career home runs with 57 in his four years in Fayetteville. He had eight as a freshman, 10 as a sophomore, 17 as a junior and 22 in his senior campaign.
- Arkansas' 75 home runs as a team ranked third in the league in 2007. The 75 home runs were also the third-most in school history, nine off the pace

RHP - Brian McLelland



of the 1999 team that cracked 84 home runs.

- Schmidt claimed his fourth-career SEC Pitcher of the Week after tossing a complete-game victory at Tennessee on Friday, March 30. Todd was named the SEC Pitcher of the Week after earning two wins over then-No. 1 Vanderbilt.
- Hamblin's 219 career RBI rank second all time at Arkansas. He finished 14 shy of career record holder Ryan Lundquist (233).

Schmidt Goes Out a Winner

Nick Schmidt finished off his three-year Arkansas career in style with a win over Creighton in the NCAA Fayetteville Regional. The junior from St. Louis, Mo., posted an 11-3 record with a career-best 2.69 ERA that was second in the SEC. He did not allow a run and just four hits over his final 16 innings on the mound as a Razorback.

He left Arkansas as the all-time strikeout leader with 345. He recorded a career record of 28-8, which is the third-most wins in school history. Schmidt left with a 2.83 ERA (8th) over 340.1 innings (2nd). He threw eight complete games - including five last season - with his first complete-game shutout vs. Alabama in the SEC Tournament in late May.

Schmidt's 11 wins in 2007 are tied for the third-most in school history. His 145 strikeouts as a sophomore in 2006 ranks second all-time at Arkansas, while his 111 in 2007 are tied for fifth all time.

Starting Rotation Got it Done for Hogs

Arkansas' starting rotation of Nick Schmidt, Jess Todd and Duke Welker proved to be one of the best in the country last season. They combined for 23-10 record and a 3.01 ERA over a combined 46 starts. The trio logged 287 innings and struck out 281 batters in those starts. All three were selected with the first 82 picks of the 2007 MLB Draft.

Forsythe Finds a Home

Forsythe finished an amazing turnaround in 2007 by leading the team with a .347 batting average, nine home runs and a career-best 55 RBI. He was second on the team in slugging percentage at .556, was second on the team in on-base percentage at .431, and led the team with 18 stolen bases. He hit safely in 47 of the Hogs last 59 games and in 26-of-30 SEC games last season.

His play during the season earned him the opportunity to play for Team USA over the summer. Forsythe showed his versatility as he played all over the field and hit over .300 for Team USA.

His glove did not let anyone down either, making play after play at third base. He boasted a .933 fielding percentage at third base last season with eight errors in 119 chances, all coming on throws.

Hitting When it Counts - RISP

A key to the Razorbacks' offense in 2007 was their hitting with runners in scoring position. Overall, Arkansas hit .288, but that average was .297 with runners on second or third base. Below is a breakdown of the Hogs' averages with runners in scoring position.

Player	RISP	RBI
Jacob Julius	.379 (11 for 29)	21
Wayne Hrozek	.353 (12 for 34)	20
Tim Smalling	.341 (15 for 44)	24
Ben Tschepikow	.328 (20 for 58)	27
Logan Forsythe	.329 (27 for 82)	50
Casey Coon	.319 (29 for 91)	70
Jeff Nutt	.300 (21 for 70)	41
Jake Dugger	.300 (18 for 60)	26
Danny Hamblin	.292 (19 for 65)	60

Hogs Lead Country in Actual Attendance - Again

The NCAA and Southeastern Conference recognize paid attendance as their method of ranking attendance, but Arkansas keeps both an actual attendance and paid attendance. After 33 games at Baum Stadium in 2007 the Hogs led the way once again. The Razorbacks sold 266,270 tickets for an average of 8,069 per game. UA is averaged 6,007 fans per game in actual attendance with a school record 198,212 fans passing through the

gates.

In 2006, Arkansas set school records in both tickets sold and attendance over 29 games at Baum Stadium, including the NCAA Regional. The Razorbacks sold 206,352 tickets for a 7,116 average (the average is second all time). A record 164,608 fans passed through the gates in actual attendance for an average of 5,676.

In 2005, the Hogs also set a then-school record in actual attendance with 146,902 fans showing up at Baum Stadium. That averages out to 5,247 fans per game and is believed to have led the country.

Baum Stadium is underwent its third expansion since prior to the 2003 season with the addition of 20 luxury suites, over 1,500 chair back seats and an expanded Hog Pen in 2007. Baum Stadium will now features 34 luxury suites, 8,237 chair back seats and a capacity of 10,737 with additional standing room only available.

In an informal survey by the Baton Rouge (La.) Advocate, Arkansas led all SEC schools in actual attendance in 2005 and 2006. Below is a breakdown of both paid and actual attendance at Baum Stadium over the past four seasons.

Year	Tickets Sold	Actual Attendance
2007	266,270 (8,069)	198,212 (6,007)
2006	206,352 (7,116)	164,608 (5,676)
2005	200,378 (7,156)	146,902 (5,247)
2004	188,753 (4,840)	146,007 (3,743)
2003	100,372 (3,585)	60,510 (2,161)

Razorback Selections in 2007 MLB Draft

Player	Round	Pick	Team
Nick Schmidt, LHP	1st	23rd	San Diego Padres
Duke Welker, RHP	2nd	68th	Pittsburgh Pirates
Jess Todd, RHP	2nd	82nd	St. Louis Cardinals
Danny Hamblin, INF	10th	330	Oakland Athletics
Chris Rhoads, RHP	28th	852	Philadelphia Phillies
Brian Walker, C	29th	898	Anaheim Angels





2007 Overall Statistics

2007 RECORD: 43-21 • HOME: 23-10 • ROAD: 17-9 • NEUTRAL: 5-4 • NCAA TOURNAMENT: 2-2 (2nd)

Individual Hitting

Player	AVG	GP	GS	AB	R	H	2B	3B	HR	RBI	TB	Slg%	BB	HBP	SO	GDP	OB%	SE	SH	SB	Att	PO	A	E	Fld%
11 Logan Forsythe	.347	61	58	225	55	78	16	2	9	55	125	.556	31	6	30	4	.431	5	3	18	24	61	77	11	.926
7 Casey Coon	.312	62	61	231	43	72	13	0	9	71	112	.485	29	21	45	5	.425	6	1	7	8	83	21	8	.929
1 Ben Tschepikow	.279	50	42	179	34	50	9	1	1	29	64	.358	19	7	20	4	.362	5	5	3	4	68	113	14	.928
3 Danny Hamblin	.276	64	63	232	59	64	13	0	22	60	143	.616	33	7	69	3	.375	5	1	4	6	466	50	5	.990
27 Jeff Nutt	.274	54	51	186	21	51	16	0	3	41	76	.409	23	8	40	4	.373	3	0	1	1	120	8	2	.985
24 Jake Dugger	.268	58	56	220	54	59	14	0	6	26	91	.414	34	11	56	1	.390	2	4	10	12	131	1	2	.985
21 Brian Walker	.268	55	48	183	36	49	12	0	11	36	94	.514	17	9	49	3	.359	0	1	1	3	413	47	1	.998
41 Thomas Hauskey	.400	7	0	5	1	2	0	0	0	1	2	.400	2	0	1	1	.571	0	0	0	0	1	0	0	1.000
44 Brad Secrist	.313	19	13	64	14	20	4	2	1	8	31	.484	2	1	13	1	.343	0	0	1	1	23	4	0	1.000
9 Jacob Julius	.309	27	20	68	13	21	4	0	5	21	40	.588	16	4	22	0	.466	0	0	1	2	18	0	1	.947
16 Wayne Hrozek	.298	31	20	84	17	25	4	0	3	20	38	.452	6	4	18	3	.372	0	1	2	2	24	2	1	.963
25 Matt Willard	.293	50	39	140	41	41	9	1	0	16	52	.371	20	9	28	3	.407	3	6	8	10	79	109	13	.935
4 Tim Smalling	.288	46	45	146	33	42	8	1	2	24	58	.397	21	5	27	7	.389	3	5	1	4	75	99	12	.935
37 Sean Jones	.282	43	39	149	38	42	8	0	2	17	56	.376	23	11	33	0	.413	1	10	6	6	51	2	0	1.000
20 Aaron Murphree	.243	16	8	37	6	9	3	0	0	1	12	.324	3	2	14	0	.333	0	0	2	3	12	0	0	1.000
14 Stephen Robison	.176	35	7	34	12	6	2	0	1	5	11	.324	5	1	11	0	.300	0	0	3	3	19	2	0	1.000
15 Jerrod Carroll	.167	4	4	12	2	2	0	0	0	1	2	.167	2	0	3	0	.286	0	1	0	0	14	0	0	1.000
8 Dylan Duren	.125	3	2	8	2	1	0	0	0	1	1	.125	1	1	3	0	.273	1	0	0	0	8	1	1	.900
46 Brandon Barr	.000	1	0	0	0	0	0	0	0	0	0	.000	1	0	0	0	1.000	0	0	0	0	0	0	0	.000
Totals	.288	64	64	2203	481	634	135	7	75	433	1008	.458	288	107	482	39	.391	34	38	68	89	1707	641	85	.965
Opponents	.249	64	64	2136	294	532	79	13	39	264	754	.353	219	64	565	48	.334	20	29	48	74	1672	586	103	.95

LOB - Team (518), Opp (468). DPs turned - Team (55), Opp (47). CI - Team (1), Walker 1, Opp (1). IBB - Team (8), Coon 3, Hamblin 2, Forsythe 2, Jones 1, Opp (4). Picked off - Willard 3, Tschepikow 2, Jones 2, Hrozek 1, Forsythe 1, Hamblin 1, Murphree 1, Walker 1.

Individual Pitching

Player	ERA	W	L	App	GS	CG	SHO	CBO	SV	IP	H	R	ER	BB	SO	2B	3B	HR	AB	B/Avg	WP	HBP	BK	SFA	SHA		
33 Nick Schmidt	2.69	11	3	18	18	5	1	2	0	124.0	84	42	37	51	111	9	2	9	429	.196	10	24	2	3	5		
28 Jess Todd	2.89	9	3	23	10	2	0	2	2	93.1	83	38	30	26	128	16	1	3	350	.237	6	6	0	2	3		
42 Duke Welker	3.59	7	5	18	18	0	0	1	0	97.2	81	48	39	39	80	15	0	3	361	.224	10	9	4	3	2		

32 James Gilbert	3.31	1	0	7	1	0	0	0	0	16.1	17	8	6	8	11	2	1	2	59	.288	0	2	0	2	4		
34 Shaun Seibert	3.79	0	1	6	4	0	0	0	1	19.0	15	8	8	12	18	4	1	1	68	.221	3	1	0	2	0		
30 Chris Rhoads	4.75	3	1	24	2	0	0	1	1	41.2	47	29	22	20	41	7	1	3	170	.276	3	4	2	1	3		
35 Brian McLelland	4.81	1	1	20	0	0	0	1	1	33.2	41	21	18	7	36	6	0	5	135	.304	0	2	0	3	3		
40 Travis Hill	4.84	3	2	29	0	0	0	5	3	44.2	49	24	24	12	44	4	0	7	173	.283	8	4	0	0	3		
12 Chad Pierce	5.40	1	0	5	0	0	0	0	0	6.2	9	4	4	5	7	1	0	0	28	.321	1	1	1	0	0		
49 Stephen Richards	5.64	1	2	15	1	0	0	0	1	22.1	22	16	14	11	20	1	1	1	80	.275	4	2	0	2	3		
29 Dallas Keuchel	5.88	6	3	24	9	0	0	1	1	52.0	65	43	34	19	49	10	3	3	212	.307	2	6	0	2	3		
48 Evan Cox	6.57	0	0	9	0	0	0	1	2	12.1	13	9	9	4	16	3	2	2	50	.260	1	3	0	0	0		
36 Scott Limbocker	6.75	0	0	3	1	0	0	0	0	5.1	6	4	4	5	4	1	1	0	21	.286	0	0	0	0	0		
Totals	3.94	43	21	64	64	7	7	6	12	569.0	532	294	249	219	565	79	13	39	2136	.249	48	64	9	20	29		
Opponents	6.57	21	43	64	64	3	2	2	11	557.1	634	481	407	288	482	135	7	75	2203	.288	52	107	18	34	38		

PB - Team (10), Walker 7, Forsythe 2, Nutt 1, Opp (12). Pickoffs - Team (30), Walker 7, Schmidt 7, Welker 6, Keuchel 4, Todd 2, Gilbert 1, Hill 1, Limbocker 1, Richards

Position Fielding Statistics

Player	C	PO	A	E	FLD%	Dps	SBA	CSB	SBA%	PB	CI
37 Sean Jones	53	51	2	0	1.000	0	0	0	-	0	0
44 Brad Secrist	27	23	4	0	1.000	1	0	0	-	0	0
14 Stephen Robison	21	19	2	0	1.000	0	0	0	-	0	0
15 Jerrod Carroll	14	14	0	0	1.000	0	0	0	-	0	0
20 Aaron Murphree	12	12	0	0	1.000	0	0	0	-	0	0
41 Thomas Hauskey	1	1	0	0	1.000	0	0	0	-	0	0
21 Brian Walker	461	413	47	1	.998	2	38	14	.731	7	1
3 Danny Hamblin	521	466	50	5	.990	49	0	0	-	0	0
24 Jake Dugger	134	131	1	2	.985	1	0	0	-	0	0
27 Jeff Nutt	130	120	8	2	.985	0	8	3	.727	1	0
16 Wayne Hrozek	27	24	2	1	.963	0	0	0	-	0	0
9 Jacob Julius	19	18	0	1	.947	0	0	0	-	0	0
4 Tim Smalling	186	75	99	12	.935	21	0	0	-	0	0
25 Matt Willard	201	79	109	13	.935	23	0	0	-	0	0
7 Casey Coon	112	83	21	8	.929	7	0	0	-	0	0
1 Ben Tschepikow	195	68	113	14	.928	29	0	0	-	0	0
11 Logan Forsythe	149	61	77	11	.926	10	2	1	.667	2	0
8 Dylan Duren	10	8	1	1	.900	1	0	0	-	0	0

Pitching Fielding Statistics

Player	C	PO	A	E	FLD%	Dps	SBA	CSB	SBA%	PB	CI
28 Jess Todd	17	11	6	0	1.000	1	5	3	.625	0	0
32 James Gilbert	8	1	7	0	1.000	0	0	1	.000	0	0
49 Stephen Richards	6	3	3	0	1.000	0	2	3	.400	0	0
48 Evan Cox	2	0	2	0	1.000	0	0	0	-	0	0
36 Scott Limbocker	2	1	1	0	1.000	0	0	0	-	0	0
42 Duke Welker	35	11	22	2	.943	1	9	4	.692	0	0
40 Travis Hill	13	2	10	1	.923	0	4	1	.800	0	0
29 Dallas Keuchel	23	4	17	2	.913	2	3	5	.375	0	0
33 Nick Schmidt	35	6	25	4	.886	1	16	6	.727	0	0
30 Chris Rhoads	9	0	7	2	.778	0	3	0	1.000	0	0
35 Brian McLelland	8	2	4	2	.750	0	3	0	1.000	0	0
34 Shaun Seibert	2	0	1	1	.500	1	2	1	.667	0	0
12 Chad Pierce	0	0	0	0	.000	0	1	2	.333	0	0
Totals	2433	1707	641	85	.965	55	48	26	.649	10	1
Opponents	2361	1672	586	103	.956	47	68	21	.764	12	1



BASEBALL



2007 SEC Statistics

2007 RECORD: 18-12 • HOME: 8-7 • ROAD: 10-5 • SEC TOURNAMENT: 3-1 (2nd)

Individual Hitting

Player	AVG	GP	GS	AB	R	H	2B	3B	HR	RBI	TB	Slg%	BB	HBP	SO	GDP	OB%	SF	SH	SB	Att	PO	A	E	Fld%
11 Logan Forsythe	.374	30	30	123	31	46	13	1	4	29	73	.593	14	3	10	1	.438	4	0	12	14	24	41	5	.929
3 Danny Hamblin	.328	30	30	119	30	39	10	0	14	29	91	.765	11	2	34	1	.385	3	1	0	1	230	31	4	.985
37 Sean Jones	.321	25	22	84	23	27	4	0	1	8	34	.405	16	7	17	0	.463	1	5	5	5	20	0	0	1.000
25 Matt Willard	.291	26	24	86	20	25	5	0	0	8	30	.349	10	4	21	2	.382	2	5	5	6	53	75	9	.934
27 Jeff Nutt	.288	27	27	104	12	30	10	0	3	22	49	.471	9	4	20	3	.361	2	0	1	1	22	2	2	.923
21 Brian Walker	.283	30	27	99	19	28	8	0	7	21	57	.576	14	4	23	2	.393	0	1	1	2	239	24	1	.996
1 Ben Tschepikow	.247	23	17	77	9	19	2	1	0	10	23	.299	7	4	7	4	.333	2	2	2	3	30	59	5	.947
7 Casey Coon	.243	30	30	111	13	27	4	0	3	27	40	.360	19	12	27	3	.406	1	1	4	4	39	6	2	.957
24 Jake Dugger	.225	28	27	111	23	25	7	0	2	10	38	.342	15	6	29	1	.343	2	2	4	5	64	1	2	.970

20 Aaron Murphree	.333	4	0	3	0	1	1	0	0	0	2	.667	0	0	2	0	.333	0	0	1	1	0	0	0	.000
16 Wayne Hrozek	.313	9	3	16	4	5	1	0	1	6	9	.563	0	1	5	0	.353	0	0	0	0	3	0	0	1.000
9 Jacob Julius	.304	11	7	23	2	7	1	0	2	5	14	.609	4	2	9	0	.448	0	0	1	1	5	0	0	1.000
44 Brad Secrist	.294	6	4	17	4	5	1	0	0	1	6	.353	2	1	3	0	.400	0	0	0	0	8	0	0	1.000
4 Tim Smalling	.212	19	19	52	6	11	2	0	1	12	16	.308	13	4	12	0	.400	1	3	0	3	33	37	6	.921
14 Stephen Robison	.083	20	3	12	7	1	0	0	0	0	1	.083	1	0	5	0	.154	0	0	2	2	8	1	0	1.000
41 Thomas Hauskey	.000	2	0	2	0	0	0	0	0	0	0	.000	0	0	1	1	.000	0	0	0	0	0	0	0	.000
Totals	.285	30	30	1039	203	296	69	2	38	188	483	.465	135	54	225	18	.389	18	20	38	48	804	319	41	.965
Opponents	.253	30	30	1009	145	255	42	5	22	130	373	.370	95	28	265	22	.332	8	11	26	39	798	258	39	.964

LOB - Team (265), Opp (203). DPs turned - Team (28), Opp (22). CI - Team (1), Walker 1. IBB - Team (4), Coon 2, Jones 1, Forsythe 1, Opp (3). Picked off - Jones 2, Hamblin 1.

Individual Pitching

Player	ERA	W	L	App	GS	CG	SHO	CBO	SV	IP	H	R	ER	BB	SO	2B	3B	HR	AB	B/Avg	WP	HBP	BK	SFA	SHA	
28 Jess Todd	2.48	7	1	13	7	2	0	1	0	65.1	59	24	18	21	78	11	1	2	244	.242	5	2	0	1	2	
42 Duke Welker	3.92	2	5	10	10	0	0	0	0	62.0	55	34	27	20	48	14	0	3	231	.238	5	5	3	2	1	
33 Nick Schmidt	4.11	5	3	10	10	3	0	0	0	70.0	62	37	32	28	67	7	2	8	259	.239	7	14	1	2	4	

32 James Gilbert	0.00	0	0	1	0	0	0	0	0	0.0	1	0	0	0	0	0	0	0	1	1.000	0	0	0	0	0	
49 Stephen Richards	4.05	0	0	3	0	0	0	0	1	6.2	4	3	3	3	5	0	0	1	21	.190	0	0	0	1	0	
35 Brian McLelland	4.97	0	0	7	0	0	0	0	1	12.2	16	8	7	3	14	2	0	2	53	.302	0	1	0	0	0	
40 Travis Hill	5.30	2	1	13	0	0	0	1	0	18.2	19	11	11	6	21	2	0	4	68	.279	4	2	0	0	2	
48 Evan Cox	5.40	0	0	3	0	0	0	0	0	1.2	2	1	1	2	2	0	0	0	7	.286	0	1	0	0	0	
29 Dallas Keuchel	5.48	2	1	10	3	0	0	0	1	21.1	24	16	13	6	21	3	1	1	83	.289	1	2	0	1	1	
30 Chris Rhoads	6.52	0	1	8	0	0	0	0	0	9.2	13	11	7	6	9	3	1	1	42	.310	0	1	1	1	1	
Totals	4.00	18	12	30	30	5	1	1	3	268.0	255	145	119	95	265	42	5	22	1009	.253	22	28	5	8	11	
Opponents	6.16	12	18	30	30	3	2	2	4	266.0	296	203	182	135	225	69	2	38	1039	.285	21	54	9	18	20	

PB - Team (3), Walker 3, Opp (4). Pickoffs - Team (17), Walker 4, Welker 4, Schmidt 3, Keuchel 3, Todd 2, Hill 1, Opp (3). SBA/ATT - Walker (24-31), Schmidt (12-15), Welker (7-10), Todd (3-6), Keuchel (1-4), Nutt (2-4), Hill (2-3), McLelland (1-1).

Position Fielding Statistics

Player	C	PO	A	E	Fld%	DPs	SBA	CSB	SBA%	PB	CI
37 Sean Jones	20	20	0	0	1.000	0	0	0	-	0	0
14 Stephen Robison	9	8	1	0	1.000	0	0	0	-	0	0
44 Brad Secrist	8	8	0	0	1.000	0	0	0	-	0	0
9 Jacob Julius	5	5	0	0	1.000	0	0	0	-	0	0
16 Wayne Hrozek	3	3	0	0	1.000	0	0	0	-	0	0
49 Stephen Richards	1	1	0	0	1.000	0	0	0	-	0	0
21 Brian Walker	264	239	24	1	.996	1	24	7	.774	3	1
3 Danny Hamblin	265	230	31	4	.985	25	0	0	-	0	0
24 Jake Dugger	67	64	1	2	.970	1	0	0	-	0	0
7 Casey Coon	47	39	6	2	.957	2	0	0	-	0	0
1 Ben Tschepikow	94	30	59	5	.947	14	0	0	-	0	0
25 Matt Willard	137	53	75	9	.934	17	0	0	-	0	0
11 Logan Forsythe	70	24	41	5	.929	5	0	0	-	0	0
27 Jeff Nutt	26	22	2	2	.923	0	2	2	.500	0	0
4 Tim Smalling	76	33	37	6	.921	8	0	0	-	0	0
41 Thomas Hauskey	0	0	0	0	.000	0	0	0	-	0	0
20 Aaron Murphree	0	0	0	0	.000	0	0	0	-	0	0

Pitching Fielding Statistics

Player	C	PO	A	E	Fld%	DPs	SBA	CSB	SBA%	PB	CI
28 Jess Todd	13	9	4	0	1.000	1	3	3	.500	0	0
29 Dallas Keuchel	10	3	7	0	1.000	0	1	3	.250	0	0
42 Duke Welker	22	8	13	1	.955	1	7	3	.700	0	0
33 Nick Schmidt	16	3	12	1	.938	0	12	3	.800	0	0
40 Travis Hill	7	2	4	1	.857	0	2	1	.667	0	0
30 Chris Rhoads	2	0	1	1	.500	0	0	0	-	0	0
35 Brian McLelland	2	0	1	1	.500	0	1	0	1.000	0	0
32 James Gilbert	0	0	0	0	.000	0	0	0	-	0	0
48 Evan Cox	0	0	0	0	.000	0	0	0	-	0	0
Totals	1164	804	319	41	.965	28	26	13	.667	3	1
Opponents	1095	798	258	39	.964	22	38	10	.792	4	0



2007 Game Results

2007 RECORD: 43-21 • HOME: 23-10 • ROAD: 17-9 • NEUTRAL: 5-4 • NCAA TOURNAMENT: 2-2 (2nd)

Date	Opposing Team	Score	r-h-e	r-h-e	Inns.	Overall	SEC	Pitcher of Record	Attend.	Time
Feb. 2, 2007	at Louisiana Tech	W, 4-2	4-5-1	2-5-1	9	1-0-0	0-0-0	Schmidt (W 1-0)	3154	3:11
Feb. 3, 2007	at Louisiana Tech	L, 2-9	2-8-0	9-11-0	9	1-1-0	0-0-0	Seibert (L 0-1)	3076	2:57
Feb. 4, 2007	at Louisiana Tech	W, 6-2	6-6-0	2-7-3	9	2-1-0	0-0-0	Rhoads (W 1-0)	2318	2:48
Feb. 9, 2007	at Troy	W, 13-1	13-14-3	1-7-0	9	3-1-0	0-0-0	Rhoads (W 2-0)	1493	3:37
Feb. 10, 2007	at Troy	L, 8-13	8-9-0	13-10-1	9	3-2-0	0-0-0	Richards (L 0-1)	1843	2:51
Feb. 11, 2007	at Troy	W, 16-2	16-14-0	2-7-2	9	4-2-0	0-0-0	Welker (W 1-0)	2074	3:10
Feb. 18, 2007	Wisconsin-Milwaukee	W, 8-3	8-9-1	3-6-0	9	5-2-0	0-0-0	Hill (W 1-0)	7326	2:40
Feb. 18, 2007	Wisconsin-Milwaukee	W, 28-2	28-22-3	2-5-4	9	6-2-0	0-0-0	Welker (W 2-0)	7326	3:31
Feb. 19, 2007	Wisconsin-Milwaukee	W, 8-1	8-12-2	1-7-2	9	7-2-0	0-0-0	Keuchel (W 1-0)	6818	2:33
Feb. 23, 2007	Illinois State	W, 12-1	12-12-3	1-6-3	9	8-2-0	0-0-0	Schmidt (W 2-0)	7825	2:40
Feb. 24, 2007	Illinois State	L, 10-12	10-13-2	12-13-1	9	8-3-0	0-0-0	Hill (L 1-1)	6876	2:54
Feb. 25, 2007	Illinois State	W, 9-8	9-7-2	8-15-3	(10)	9-3-0	0-0-0	Todd (W 1-0)	6769	3:40
March 2, 2007	^vs. Ole Miss	L, 4-5	4-7-1	5-10-2	9	9-4-0	0-0-0	Todd (L 1-1)	432	2:29
March 4, 2007	^at Minnesota	W, 5-1	5-12-0	1-5-2	9	10-4-0	0-0-0	Schmidt (W 3-0)	-	2:14
March 4, 2007	^at Minnesota	L, 5-10	5-8-5	10-14-1	9	10-5-0	0-0-0	Keuchel (L 1-1)	2219	2:56
March 9, 2007	Kansas	W, 8-7	8-10-1	7-10-2	9	11-5-0	0-0-0	Keuchel (W 2-1)	6469	2:53
March 10, 2007	Kansas	W, 4-0	4-4-1	0-4-1	9	12-5-0	0-0-0	Schmidt (W 4-0)	7774	2:38
March 11, 2007	Kansas	W, 5-2	5-8-1	2-9-1	9	13-5-0	0-0-0	Richards (W 1-1)	6563	2:58
March 13, 2007	Oral Roberts	W, 10-2	10-12-4	2-5-2	9	14-5-0	0-0-0	Welker (W 3-0)	7328	3:11
March 16, 2007	*at Kentucky	W, 10-2	10-11-1	2-5-1	9	15-5-0	1-0-0	Schmidt (W 5-0)	2026	3:33
March 17, 2007	*at Kentucky	L, 5-7	5-6-5	7-11-2	9	15-6-0	1-1-0	Todd (L 1-2)	1938	4:14
March 18, 2007	*at Kentucky	W, 14-5	14-12-2	5-9-2	9	16-6-0	2-1-0	Welker (W 4-0)	2169	3:49
March 21, 2007	at Centenary	W, 16-14	16-16-2	14-14-3	9	17-6-0	2-1-0	McLelland (W 1-0)	1038	3:34
March 23, 2007	*Vanderbilt	W, 8-7	8-10-1	7-9-2	(10)	18-6-0	3-1-0	Todd (W 2-2)	9216	3:55
March 24, 2007	*Vanderbilt	L, 3-6	3-6-2	6-7-1	9	18-7-0	3-2-0	Welker (L 4-1)	9326	2:45
March 25, 2007	*Vanderbilt	W, 8-3	8-14-1	3-9-0	9	19-7-0	4-2-0	Todd (W 3-2)	8541	3:10
March 27, 2007	at Oral Roberts	L, 3-5	3-5-0	5-9-1	9	19-8-0	4-2-0	McLelland (L 1-1)	2019	3:17
March 30, 2007	*at Tennessee	W, 6-2	6-5-0	2-4-3	9	20-8-0	5-2-0	Schmidt (W 6-0)	3987	2:26
March 31, 2007	*at Tennessee	W, 4-3	4-8-0	3-7-2	9	21-8-0	6-2-0	Todd (W 4-2)	2621	2:36
April 1, 2007	*at Tennessee	W, 11-7	11-19-1	7-15-0	9	22-8-0	7-2-0	Keuchel (W 3-1)	1770	3:43
April 3, 2007	Northern Colorado	W, 14-6	14-15-1	6-9-2	9	23-8-0	7-2-0	Gilbert (W 1-0)	7614	3:22
April 4, 2007	Northern Colorado	W, 9-7	9-9-1	7-13-1	9	24-8-0	7-2-0	Pierce (W 1-0)	6670	3:00
April 6, 2007	*Mississippi State	L, 9-11	9-15-2	11-12-1	9	24-9-0	7-3-0	Keuchel (L 3-2)	7394	3:27
April 7, 2007	*Mississippi State	L, 1-2	1-8-1	2-5-2	9	24-10-0	7-4-0	Welker (L 4-2)	7712	2:35
April 8, 2007	*Mississippi State	W, 9-3	9-15-1	3-9-1	9	25-10-0	8-4-0	Schmidt (W 7-0)	7004	2:38
April 11, 2007	Missouri State	W, 2-0	2-4-0	0-4-2	9	26-10-0	8-4-0	Rhoads (W 3-0)	6498	2:09
April 14, 2007	*Florida	W, 14-3	14-12-0	3-7-0	9	27-10-0	9-4-0	Schmidt (W 8-0)	8184	3:11
April 14, 2007	*Florida	W, 7-1	7-10-0	1-5-1	9	28-10-0	10-4-0	Welker (W 5-2)	8184	2:45
April 15, 2007	*Florida	W, 10-7	10-11-3	7-8-2	9	29-10-0	11-4-0	Hill (W 2-1)	8326	3:32
April 18, 2007	at Missouri State	W, 16-2	16-13-0	2-12-5	9	30-10-0	11-4-0	Keuchel (W 4-2)	1983	3:10
April 20, 2007	*at Georgia	L, 1-6	1-4-1	6-7-1	9	30-11-0	11-5-0	Schmidt (L 8-1)	1542	1:57
April 21, 2007	*at Georgia	W, 7-6	7-7-1	6-13-4	(10)	31-11-0	12-5-0	Hill (W 3-1)	2952	3:31
April 22, 2007	*at Georgia	W, 9-3	9-12-1	3-6-0	9	32-11-0	13-5-0	Todd (W 5-2)	1780	2:34
April 25, 2007	Wichita State	W, 10-2	10-11-1	2-5-3	9	33-11-0	13-5-0	Keuchel (W 5-2)	8622	3:04
April 27, 2007	*at Auburn	W, 12-1	12-14-0	1-4-0	9	34-11-0	14-5-0	Schmidt (W 9-1)	2513	2:28
April 28, 2007	*at Auburn	L, 9-11	9-11-1	11-14-4	9	34-12-0	14-6-0	Rhoads (L 3-1)	2441	3:48
April 29, 2007	*at Auburn	W, 8-1	8-17-2	1-6-0	9	35-12-0	15-6-0	Todd (W 6-2)	2344	2:54
May 4, 2007	*LSU	L, 5-6	5-4-2	6-11-3	9	35-13-0	15-7-0	Hill (L 3-2)	10399	2:55
May 5, 2007	*LSU	W, 5-0	5-11-0	0-7-2	9	36-13-0	16-7-0	Todd (W 7-2)	10727	3:08
May 6, 2007	*LSU	L, 3-5	3-9-3	5-8-1	9	36-14-0	16-8-0	Welker (L 5-3)	9438	3:06
May 11, 2007	*at Alabama	L, 0-10	0-6-5	10-13-1	9	36-15-0	16-9-0	Schmidt (L 9-2)	4507	3:00
May 12, 2007	*at Alabama	W, 12-5	12-13-2	5-10-1	9	37-15-0	17-9-0	Todd (W 8-2)	4594	3:08
May 13, 2007	*at Alabama	L, 5-9	5-7-1	9-13-0	9	37-16-0	17-10-0	Welker (L 5-3)	4206	3:03
May 17, 2007	*Ole Miss	L, 4-5	4-7-0	5-6-1	9	37-17-0	17-11-0	Schmidt (L 9-3)	8657	3:24
May 18, 2007	*Ole Miss	W, 4-3	4-8-1	3-5-1	(10)	38-17-0	18-11-0	Keuchel (W 6-2)	10031	3:30
May 19, 2007	*Ole Miss	L, 0-5	0-4-1	5-10-0	9	38-18-0	18-12-0	Welker (L 5-5)	9733	2:59
May 23, 2007	ivs. Alabama	W, 6-0	6-7-0	0-2-2	9	39-18-0	18-12-0	Schmidt (W 10-3)	5746	2:28
May 24, 2007	ivs. South Carolina	W, 6-0	6-10-1	0-3-1	9	40-18-0	18-12-0	Todd (W 9-2)	5655	2:31
May 26, 2007	ivs. South Carolina	W, 3-2	3-7-1	2-9-1	9	41-18-0	18-12-0	Welker (W 6-5)	7202	2:36
May 27, 2007	ivs. Vanderbilt	L, 4-7	4-9-3	7-12-0	9	41-19-0	18-12-0	Keuchel (L 6-3)	7205	3:31
June 1, 2007	#Albany	W, 9-0	9-11-0	0-3-3	9	42-19-0	18-12-0	Welker (W 7-5)	8372	2:48
June 2, 2007	#Oklahoma State	L, 3-14	3-7-3	14-13-2	9	42-20-0	18-12-0	Todd (L 9-3)	9572	3:11
June 3, 2007	#Creighton	W, 6-0	6-11-0	0-4-4	9	43-20-0	18-12-0	Schmidt (W 11-3)	6848	2:35
June 3, 2007	#Oklahoma State	L, 6-7	6-11-1	7-9-3	9	43-21-0	18-12-0	Richards (L 1-2)	8128	3:04

* = SEC game

^ = Dairy Queen Classic

! = SEC Tournament

= NCAA Fayetteville Regional

() extra inning game

2007 Superlatives

TEAM GAME HIGHS • INDIVIDUAL GAME HIGHS

Team Game Highs

Hitting		
At bats:	45	vs. Wisconsin-Milwaukee (Feb. 18, 2007)
Runs scored:	28	vs. Wisconsin-Milwaukee (Feb. 18, 2007)
Hits:	22	vs. Wisconsin-Milwaukee (Feb. 18, 2007)
RBI's:	25	vs. Wisconsin-Milwaukee (Feb. 18, 2007)
Doubles:	7	vs. Wisconsin-Milwaukee (Feb. 18, 2007)
	7	vs. Mississippi State (Apr. 8, 2007)
Triples:	2	vs. Wisconsin-Milwaukee (Feb. 18, 2007)
Home runs:	4	(4 games)
Total bases:	36	vs. Wisconsin-Milwaukee (Feb. 18, 2007)
Walks:	14	vs. Wisconsin-Milwaukee (Feb. 18, 2007)
Strikeouts:	17	vs. Oral Roberts (Mar. 27, 2007)
Sac hits:	2	(9 games)
Sac flies:	3	vs. Florida (Apr. 14, 2007)
Stolen bases:	5	vs. Ole Miss (May 19, 2007)
Hit by pitch:	6	vs. Troy (Feb. 11, 2007)
	6	vs. Wisconsin-Milwaukee (Feb. 18, 2007)
	6	vs. Kentucky (Mar. 18, 2007)
Caught stealing:	2	vs. Kansas (Mar. 11, 2007)
	2	vs. Mississippi State (Apr. 7, 2007)
Runners LOB:	16	vs. Kentucky (Mar. 17, 2007)
Hit into DP:	4	vs. Mississippi State (Apr. 7, 2007)

FIELDING

Putouts:	30	(4 games)
Assists:	16	vs. Illinois State (Feb. 25, 2007)
	16	vs. Georgia (Apr. 21, 2007)
	16	vs. Ole Miss (May 17, 2007)
Errors:	5	vs. Minnesota (Mar. 4, 2007)
	5	vs. Kentucky (Mar. 17, 2007)
	5	vs. Alabama (May 11, 2007)
Passed balls:	1	(10 games)
DPs turned:	4	vs. Georgia (Apr. 22, 2007)

PITCHING

Innings pitched:	10.0	(4 games)
Runs allowed:	14	vs. Centenary (Mar. 21, 2007)
	14	vs. Oklahoma State (Jun. 2, 2007)
Earned runs:	13	vs. Troy (Feb. 10, 2007)
	13	vs. Oklahoma State (Jun. 2, 2007)
Walks allowed:	9	vs. Northern Colorado (Apr. 3, 2007)
Strikeouts:	17	vs. South Carolina (May 24, 2007)
Hits allowed:	15	vs. Illinois State (Feb. 25, 2007)
	15	vs. Tennessee (Apr. 1, 2007)
Doubles allowed:	5	vs. Auburn (Apr. 28, 2007)
Triples allowed:	2	vs. Troy (Feb. 10, 2007)
Homers allowed:	3	vs. Centenary (Mar. 21, 2007)
Wild pitches:	3	vs. Troy (Feb. 10, 2007)
	3	vs. Ole Miss (Mar. 2, 2007)
	3	vs. Auburn (Apr. 28, 2007)
Hit batters:	5	vs. Creighton (Jun. 3, 2007)

Individual Game Highs

Hitting		
At bats:	7	Brad Secrist vs. Wis.-Milwaukee (Feb. 18, 2007)
Runs scored:	5	Brad Secrist vs. Wis.-Milwaukee (Feb. 18, 2007)
Hits:	5	Brad Secrist vs. Wis.-Milwaukee (Feb. 18, 2007)
RBI's:	6	Logan Forsythe vs. Florida (Apr. 15, 2007)
Doubles:	3	Danny Hamblin vs. Mississippi St. (Apr. 8, 2007)
	3	Matt Willard vs. Mississippi St. (Apr. 8, 2007)
Triples:	1	(7 games)
Home runs:	2	(9 games)
Total bases:	11	Brian Walker vs. Creighton (Jun. 3, 2007)
Walks:	4	Jake Dugger vs. Wis.-Milwaukee (Feb. 18, 2007)



Jake Dugger drew a team-high 34 walks as a senior in 2007 and in the process set the Arkansas' career record with 163 during his career.

	4	Jake Dugger vs. Auburn (Apr. 28, 2007)
Strikeouts:	4	Danny Hamblin vs. Ole Miss (Mar. 2, 2007)
	4	Casey Coon vs. Kentucky (Mar. 17, 2007)
	4	Casey Coon vs. Vanderbilt (Mar. 23, 2007)
Sac hits:	2	Tim Smalling vs. Auburn (Apr. 29, 2007)
Sac flies:	2	Casey Coon vs. Minnesota (Mar. 4, 2007)
Stolen bases:	4	Logan Forsythe vs. Ole Miss (May 19, 2007)
Hit by pitch:	2	(8 games)
Caught stealing:	1	(21 games)
Runners LOB:	7	Casey Coon vs. Kentucky (Mar. 17, 2007)
	7	Sean Jones vs. Auburn (Apr. 28, 2007)
	7	Jeff Nutt vs. Alabama (May 12, 2007)

Fielding

Putouts:	17	Brian Walker vs. South Carolina (May 24, 2007)
Assists:	7	Tim Smalling vs. Wis.-Milwaukee (Feb. 19, 2007)
	7	Matt Willard vs. Georgia (Apr. 22, 2007)
Errors:	3	Ben Tschepikow vs. Oral Roberts (Mar. 13, 2007)
Passed balls:	1	(10 games)

Pitching

Runs allowed:	7	Dallas Keuchel vs. Mississippi St. (Apr. 6, 2007)
Earned runs:	6	Dallas Keuchel vs. Centenary (Mar. 21, 2007)
	6	Dallas Keuchel vs. Mississippi State (Apr. 22, 2007)
Walks allowed:	5	Nick Schmidt vs. Louisiana Tech (Feb. 2, 2007)
Strikeouts:	17	Jess Todd vs. South Carolina (May 24, 2007)
Hits allowed:	9	Nick Schmidt vs. Mississippi State (Apr. 8, 2007)
Doubles allowed:	3	(4 games)
Triples allowed:	1	(13 games)
Homers allowed:	2	(6 games)
Wild pitches:	3	Travis Hill vs. Auburn (Apr. 28, 2007)
Hit batters:	4	Nick Schmidt vs. Creighton (Jun. 3, 2007)



ARKANSAS

2007 Superlatives

TEAM GAME HIGHS • INDIVIDUAL GAME HIGHS

Multiple-Hit Games	2	3	4	5+	Tot
11 Logan Forsythe	15	5	2	-	22
7 Casey Coon	15	5	1	-	21
3 Danny Hamblin	15	3	1	-	19
27 Jeff Nutt	11	4	-	-	15
24 Jake Dugger	9	4	1	-	14
1 Ben Tschepikow	9	3	-	-	12
4 Tim Smalling	8	1	2	-	11
25 Matt Willard	7	3	1	-	11
37 Sean Jones	8	3	-	-	11
21 Brian Walker	6	2	2	-	10
9 Jacob Julius	6	-	-	-	6
44 Brad Secrist	3	1	-	1	5
20 Aaron Murphree	3	-	-	-	3
16 Wayne Hrozek	1	2	-	-	3
TEAM	116	36	10	1	163

Multiple-RBI Games	2	3	4	5+	Tot
7 Casey Coon	8	4	2	4	18
3 Danny Hamblin	5	7	2	1	15
11 Logan Forsythe	6	3	2	1	12
27 Jeff Nutt	8	3	-	1	12
21 Brian Walker	6	3	-	1	10
4 Tim Smalling	7	1	-	-	8
1 Ben Tschepikow	2	1	2	-	5
9 Jacob Julius	2	2	-	1	5
16 Wayne Hrozek	1	2	1	-	4
25 Matt Willard	2	1	1	-	4
24 Jake Dugger	1	3	-	-	4
37 Sean Jones	3	-	-	-	3
14 Stephen Robison	2	-	-	-	2
44 Brad Secrist	1	1	-	-	2
TEAM	54	31	10	9	104

Hitting Streaks	Longest	Current
11 Logan Forsythe	10	-
27 Jeff Nutt	8	5
25 Matt Willard	8	1
16 Wayne Hrozek	8	-
37 Sean Jones	7	1
21 Brian Walker	7	3
24 Jake Dugger	6	-
7 Casey Coon	6	5
4 Tim Smalling	6	1
3 Danny Hamblin	6	1
1 Ben Tschepikow	6	3
9 Jacob Julius	5	1
20 Aaron Murphree	3	-
44 Brad Secrist	3	-
41 Thomas Hauskey	2	-
14 Stephen Robison	2	-
8 Dylan Duren	1	1
15 Jerrod Carroll	1	1

Starting Lineup By Position

PITCHER:	STARTS	RECORD
33 Nick Schmidt	18	(14-4)
42 Duke Welker	18	(10-8)
28 Jess Todd	10	(8-2)
29 Dallas Keuchel	9	(7-2)
34 Shaun Seibert	4	(1-3)
30 Chris Rhoads	2	(1-1)
32 James Gilbert	1	(0-1)
49 Stephen Richards	1	(1-0)
36 Scott Limbocker	1	(1-0)

CATCHER:	STARTS	RECORD
21 Brian Walker	48	(33-15)
27 Jeff Nutt	14	(10-4)

FIRST BASE:	STARTS	RECORD
3 Danny Hamblin	61	(41-20)
8 Dylan Duren	1	(0-1)
44 Brad Secrist	1	(1-0)
7 Casey Coon	1	(1-0)

SECOND BASE:	STARTS	RECORD
1 Ben Tschepikow	42	(31-11)
25 Matt Willard	20	(12-8)
7 Casey Coon	2	(0-2)

THIRD BASE:	STARTS	RECORD
11 Logan Forsythe	55	(37-18)
7 Casey Coon	7	(5-2)
3 Danny Hamblin	2	(1-1)

SHORTSTOP:	STARTS	RECORD
4 Tim Smalling	45	(28-17)
25 Matt Willard	19	(15-4)

LEFT FIELD:	STARTS	RECORD
7 Casey Coon	47	(32-15)
9 Jacob Julius	5	(4-1)
24 Jake Dugger	4	(3-1)
37 Sean Jones	4	(2-2)
16 Wayne Hrozek	4	(2-2)

CENTER FIELD:	STARTS	RECORD
24 Jake Dugger	52	(35-17)
14 Stephen Robison	5	(2-3)
15 Jerrod Carroll	4	(3-1)
16 Wayne Hrozek	3	(3-0)

RIGHT FIELD:	STARTS	RECORD
37 Sean Jones	30	(22-8)
16 Wayne Hrozek	12	(7-5)
44 Brad Secrist	10	(7-3)
9 Jacob Julius	7	(4-3)
20 Aaron Murphree	3	(2-1)
14 Stephen Robison	2	(1-1)

DESIGNATED HITTER:	STARTS	RECORD
27 Jeff Nutt	37	(25-12)
9 Jacob Julius	8	(6-2)
20 Aaron Murphree	5	(3-2)
37 Sean Jones	5	(2-3)
7 Casey Coon	4	(3-1)
44 Brad Secrist	2	(2-0)
16 Wayne Hrozek	1	(1-0)
11 Logan Forsythe	1	(1-0)
8 Dylan Duren	1	(0-1)



BASEBALL

2007 Arkansas Game-by-Game Hitting Stats

RAZORBACK SEASON BATTING TOTALS

Date	Opponent	AB	R	H	RBI	2B	3B	HR	BB	IBB	SB	CS	HBP	SAC	SF	GDP	K	PO	A	E	Avg
Feb 2	at Louisiana Tech	32	4	5	4	1	0	1	8	0	0	1	3	0	0	0	11	27	9	1	.156
Feb 3	at Louisiana Tech	34	2	8	2	3	0	0	3	0	1	0	0	0	0	0	11	24	9	0	.197
Feb 4	at Louisiana Tech	32	6	6	5	0	0	1	1	0	0	0	1	2	1	0	3	27	11	0	.194
Feb 9	at Troy	40	13	14	13	3	0	3	6	0	2	0	2	1	0	0	11	27	8	3	.239
Feb 10	at Troy	37	8	9	6	1	0	2	2	0	0	0	4	0	0	0	12	24	9	0	.240
Feb 11	at Troy	37	16	14	14	2	0	3	9	0	0	1	6	1	1	1	9	27	7	0	.264
Feb 18	Wisconsin-Milwaukee	29	8	9	8	4	0	0	3	0	1	0	6	0	2	1	2	27	7	1	.270
Feb 18	Wisconsin-Milwaukee	45	28	22	25	7	2	1	14	0	0	0	1	0	2	0	7	27	10	3	.304
Feb 19	Wisconsin-Milwaukee	35	8	12	7	0	0	2	7	0	2	0	2	0	1	1	3	27	13	2	.308
Feb 23	Illinois State	36	12	12	8	5	0	0	7	0	0	1	2	0	1	1	7	27	15	3	.311
Feb 24	Illinois State	36	10	13	8	2	0	2	3	1	0	1	0	2	0	2	5	27	13	2	.316
Feb 25	Illinois State	36	9	7	7	3	0	1	6	1	0	0	2	0	0	1	4	30	16	2	.305
March 2	^vs. Ole Miss	31	4	7	3	3	0	0	2	0	2	1	0	1	0	0	9	24	9	1	.300
March 4	^at Minnesota	33	5	12	5	1	0	0	4	0	2	1	2	0	2	1	6	27	11	0	.304
March 4	^at Minnesota	35	5	8	5	2	0	0	1	0	0	0	3	0	1	0	5	24	8	5	.299
March 9	Kansas	31	8	10	7	4	0	1	2	0	0	0	1	2	1	0	5	27	9	1	.301
March 10	Kansas	26	4	4	3	0	0	0	4	0	0	0	1	2	0	2	7	27	7	1	.294
March 11	Kansas	28	5	8	5	0	0	1	5	0	2	2	0	0	1	1	9	27	9	1	.294
March 13	Oral Roberts	34	10	12	9	3	0	3	4	0	2	0	0	0	0	2	7	27	9	4	.297
March 16	*at Kentucky	37	10	11	10	2	0	1	5	0	1	0	2	1	2	0	9	27	10	1	.297
March 17	*at Kentucky	33	5	6	4	0	0	1	13	0	2	0	2	0	0	1	12	24	9	5	.291
March 18	*at Kentucky	39	14	12	13	3	0	3	4	0	0	0	6	1	1	0	3	27	5	2	.292
March 21	at Centenary	44	16	16	13	3	0	3	6	0	1	0	2	0	0	1	8	27	8	2	.296
March 23	*Vanderbilt	36	8	10	6	5	0	0	6	0	2	0	5	1	1	0	12	30	10	1	.295
March 24	*Vanderbilt	31	3	6	3	2	0	2	5	0	1	1	1	0	0	0	6	27	11	2	.292
March 25	*Vanderbilt	34	8	14	8	2	0	1	2	0	1	0	4	0	0	3	5	27	11	1	.296
March 27	at Oral Roberts	33	3	5	3	1	0	1	3	0	0	0	1	0	0	0	17	24	8	0	.291
March 30	*at Tennessee	30	6	5	6	0	0	0	2	0	2	1	1	1	1	0	8	27	9	0	.287
March 31	*at Tennessee	33	4	8	4	2	0	1	3	0	3	0	0	1	1	1	6	27	11	0	.286
April 1	*at Tennessee	42	11	19	9	6	0	1	8	0	0	1	1	0	1	1	4	27	13	1	.293
April 3	Northern Colorado	39	14	15	12	1	1	4	5	0	0	0	1	1	1	0	11	27	15	1	.296
April 4	Northern Colorado	28	9	9	8	2	1	0	7	0	2	1	1	2	2	0	3	27	5	1	.297
April 6	*Mississippi State	42	9	15	9	4	0	4	4	0	0	1	1	0	0	0	11	27	6	2	.299
April 7	*Mississippi State	31	1	8	1	0	0	0	2	0	0	2	1	1	0	3	4	27	8	1	.298
April 8	*Mississippi State	36	9	15	9	7	0	1	2	0	2	0	0	2	1	0	6	27	7	1	.301
April 11	Missouri State	28	2	4	2	1	0	0	1	0	1	0	0	0	0	0	4	27	8	0	.298
April 14	*Florida	32	14	12	14	5	0	2	4	0	2	0	4	0	3	1	3	27	12	0	.300
April 14	*Florida	31	7	10	6	1	0	0	4	0	0	1	1	1	0	0	7	27	8	0	.300
April 15	*Florida	33	10	11	10	2	0	2	6	1	1	0	2	1	1	1	5	27	9	3	.301
April 18	at Missouri State	41	16	13	13	1	0	0	10	0	0	0	2	0	0	1	11	27	8	0	.301
April 20	*at Georgia	31	1	4	1	0	0	1	3	0	0	0	1	0	0	1	6	24	11	1	.298
April 21	*at Georgia	35	7	7	5	1	0	2	7	0	1	1	1	2	1	1	10	30	16	1	.295
April 22	*at Georgia	39	9	12	9	1	0	1	5	0	1	0	3	0	0	0	7	27	15	1	.296
April 25	Wichita State	37	10	11	8	2	0	1	7	0	1	0	1	0	0	0	9	27	8	1	.296
April 27	*at Auburn	40	12	14	12	3	0	4	2	0	0	0	0	0	1	0	7	27	9	0	.297
April 28	*at Auburn	37	9	11	8	2	0	1	9	0	1	0	2	1	2	0	9	24	11	1	.297
April 29	*at Auburn	41	8	17	7	3	0	1	3	0	1	0	3	2	0	0	5	27	12	2	.300
May 4	*LSU	32	5	4	5	1	0	0	2	0	1	0	2	0	0	0	7	27	9	2	.297
May 5	*LSU	34	5	11	3	3	1	0	4	1	3	0	0	1	0	1	9	27	11	0	.297
May 6	*LSU	34	3	9	3	2	0	1	3	0	3	0	1	0	0	0	6	27	15	3	.297
May 11	*at Alabama	32	0	6	0	1	0	0	2	0	1	0	3	0	0	1	9	24	9	5	.295
May 12	*at Alabama	41	12	13	10	3	0	4	5	0	0	0	3	0	0	0	6	27	10	2	.295
May 13	*at Alabama	30	5	7	5	1	0	3	3	1	0	0	1	1	1	2	7	24	11	1	.294
May 17	*Ole Miss	31	4	7	4	2	1	1	5	0	2	1	2	2	0	0	15	27	16	0	.293
May 18	*Ole Miss	31	4	8	4	3	0	0	7	1	2	1	1	1	1	1	12	30	10	1	.292
May 19	*Ole Miss	31	0	4	0	2	0	0	5	0	5	0	0	0	0	0	9	27	15	1	.290
May 23	!vs. Alabama	30	6	7	6	0	0	1	6	0	4	0	0	0	0	1	7	27	10	0	.289
May 24	!vs. South Carolina	31	6	10	6	0	0	1	4	0	1	1	2	1	0	0	9	27	7	1	.289
May 26	!vs. South Carolina	31	3	7	3	1	0	0	3	1	3	0	1	1	0	2	10	27	9	1	.288
May 27	!vs. Vanderbilt	35	4	9	4	2	0	2	2	1	1	0	1	0	0	0	8	27	9	3	.288
June 1	#Albany	32	9	11	9	2	0	1	4	0	0	0	2	1	0	1	6	27	13	0	.289
June 2	#at Oklahoma State	32	3	7	3	1	0	0	2	0	0	0	1	0	0	2	4	24	12	3	.288
June 3	#at Creighton	37	6	11	6	2	1	2	1	0	2	1	1	1	0	0	9	27	3	0	.288
June 3	#Oklahoma State	39	6	11	5	3	0	0	1	0	0	0	1	0	0	0	8	27	10	1	.288
Totals		2203	481	634	433	135	7	75	288	8	68	21	107	38	34	39	482	1707	641	85	.288

* = SEC game

^ = Dairy Queen Classic

! = SEC Tournament

= NCAA Fayetteville Regional

2007 REVIEW

2008 SEASON

2007 Arkansas Game-by-Game Pitching Stats

RAZORBACK SEASON PITCHING TOTALS

Date	Opponent	IP	H	R	ER	BB	SO	2B	3B	HR	wP	BK	HBP	DP	IBB	Score	w	L	SV	ERA
Feb. 2	at Louisiana Tech	9.0	5	2	2	7	7	0	0	0	1	0	3	0	0	4-2	1	0	1	2.00
Feb. 3	at Louisiana Tech	8.0	11	9	9	4	7	3	1	1	2	0	1	1	0	2-9	1	1	1	5.82
Feb. 4	at Louisiana Tech	9.0	7	2	2	5	6	0	0	0	2	0	0	1	0	6-2	2	1	2	4.50
Feb. 9	at Troy	9.0	7	1	1	3	10	0	0	0	0	0	1	0	0	13-1	3	1	2	3.60
Feb. 10	at Troy	8.0	10	13	13	6	5	0	2	2	3	0	2	0	0	8-13	3	2	2	5.65
Feb. 11	at Troy	9.0	7	2	2	3	12	0	0	1	0	0	0	1	0	16-2	4	2	2	5.02
Feb. 18	Wisconsin-Milwaukee	9.0	6	3	3	4	7	1	0	0	1	0	0	1	0	8-3	5	2	2	4.72
Feb. 18	Wisconsin-Milwaukee	9.0	5	2	2	6	12	1	0	0	2	0	2	0	0	28-2	6	2	3	4.37
Feb. 19	Wisconsin-Milwaukee	9.0	7	1	0	2	10	0	0	0	1	0	0	0	0	8-1	7	2	3	3.87
Feb. 23	Illinois State	9.0	6	1	1	4	5	0	1	0	0	1	2	3	0	12-1	8	2	3	3.58
Feb. 24	Illinois State	9.0	13	12	11	8	9	1	0	0	1	1	1	1	0	10-12	8	3	3	4.27
Feb. 25	Illinois State	10.0	15	8	7	6	6	1	0	0	1	1	2	3	0	9-8	9	3	3	4.46
March 2	^vs. Ole Miss	8.0	10	5	5	4	6	1	0	1	3	0	0	1	0	4-5	9	4	3	4.54
March 4	^at Minnesota	9.0	5	1	1	2	11	1	0	1	0	0	0	2	0	5-1	10	4	3	4.28
March 4	^at Minnesota	8.0	14	10	5	3	7	3	0	0	0	0	1	1	0	5-10	10	5	3	4.36
March 9	Kansas	9.0	10	7	6	1	12	2	0	1	0	0	0	0	0	8-7	11	5	4	4.47
March 10	Kansas	9.0	4	0	0	3	8	1	0	0	1	0	1	1	0	4-0	12	5	4	4.20
March 11	Kansas	9.0	9	2	1	4	11	2	0	0	1	0	0	0	0	5-2	13	5	4	4.02
March 13	Oral Roberts	9.0	5	2	1	3	9	0	0	0	1	0	3	1	0	10-2	14	5	4	3.86
March 16	*at Kentucky	9.0	5	2	2	5	11	0	0	0	2	0	3	1	0	10-2	15	5	5	3.76
March 17	*at Kentucky	8.0	11	7	5	5	7	1	0	1	1	0	0	1	0	5-7	15	6	5	3.84
March 18	*at Kentucky	9.0	9	5	4	4	13	2	0	0	1	1	0	0	0	14-5	16	6	5	3.85
March 21	at Centenary	9.0	14	14	12	7	7	2	0	3	1	0	0	0	0	16-14	17	6	6	4.21
March 23	*Vanderbilt	10.0	9	7	5	4	12	2	0	0	1	0	1	1	0	8-7	18	6	6	4.23
March 24	*Vanderbilt	9.0	7	6	2	2	5	1	0	1	2	0	0	0	0	3-6	18	7	6	4.14
March 25	*Vanderbilt	9.0	9	3	3	3	7	1	0	0	1	0	0	1	0	8-3	19	7	6	4.09
March 27	at Oral Roberts	8.0	9	5	5	2	11	0	0	2	1	0	1	0	0	3-5	19	8	6	4.14
March 30	*at Tennessee	9.0	4	2	2	2	9	0	0	1	1	0	1	0	0	6-2	20	8	6	4.06
March 31	*at Tennessee	9.0	7	3	3	3	6	1	0	1	1	0	1	1	0	4-3	21	8	6	4.03
April 1	*at Tennessee	9.0	15	7	7	3	9	2	1	0	0	0	2	1	0	11-7	22	8	7	4.13
April 3	Northern Colorado	9.0	9	6	5	9	10	3	0	0	0	0	0	1	0	14-6	23	8	7	4.16
April 4	Northern Colorado	9.0	13	7	7	4	9	3	0	1	0	0	0	0	0	9-7	24	8	8	4.25
April 6	*Mississippi State	9.0	12	11	9	3	12	2	1	2	0	0	0	0	0	9-11	24	9	8	4.39
April 7	*Mississippi State	9.0	5	2	2	2	14	2	0	0	1	0	0	0	0	1-2	24	10	8	4.32
April 8	*Mississippi State	9.0	9	3	3	2	10	3	0	1	0	0	1	2	0	9-3	25	10	8	4.28
April 11	Missouri State	9.0	4	0	0	1	11	0	0	0	0	0	1	1	0	2-0	26	10	9	4.16
April 14	*Florida	9.0	7	3	3	4	8	0	0	2	2	0	3	0	0	14-3	27	10	9	4.13
April 14	*Florida	9.0	5	1	1	3	8	1	0	0	0	0	1	1	0	7-1	28	10	9	4.05
April 15	*Florida	9.0	8	7	4	5	14	0	0	1	0	1	1	1	0	10-7	29	10	9	4.05
April 18	at Missouri State	9.0	12	2	2	0	11	1	1	0	0	0	0	1	0	16-2	30	10	9	3.99
April 20	*at Georgia	8.0	7	6	5	0	4	0	1	2	0	0	2	0	0	1-6	30	11	9	4.03
April 21	*at Georgia	10.0	13	6	6	5	7	1	0	2	0	0	0	3	0	7-6	31	11	9	4.07
April 22	*at Georgia	9.0	6	3	2	2	7	1	0	0	1	0	1	4	0	9-3	32	11	9	4.02
April 25	Wichita State	9.0	5	2	1	1	9	1	1	0	0	0	1	1	0	10-2	33	11	9	3.95
April 27	*at Auburn	9.0	4	1	1	3	8	1	0	0	0	0	3	1	0	12-1	34	11	9	3.88
April 28	*at Auburn	8.0	14	11	10	5	4	5	0	0	3	0	1	1	1	9-11	34	12	9	4.03
April 29	*at Auburn	9.0	6	1	1	2	8	0	0	0	0	0	0	2	0	8-1	35	12	9	3.96
May 4	*LSU	9.0	11	6	6	2	11	2	0	0	2	0	0	0	0	5-6	35	13	9	4.00
May 5	*LSU	9.0	7	0	0	4	10	1	0	0	1	0	1	0	0	5-0	36	13	9	3.92
May 6	*LSU	9.0	8	5	4	1	7	2	0	1	0	1	1	3	0	3-5	36	14	9	3.92
May 11	*at Alabama	8.0	13	10	8	4	9	1	1	1	1	0	1	0	0	0-10	36	15	9	4.01
May 12	*at Alabama	9.0	10	5	3	4	11	2	0	2	0	0	0	2	0	12-5	37	15	10	3.99
May 13	*at Alabama	8.0	13	9	9	4	9	3	0	2	0	0	1	0	1	5-9	37	16	10	4.10
May 17	*Ole Miss	9.0	6	5	4	3	5	0	0	2	0	1	1	1	1	4-5	37	17	10	4.10
May 18	*Ole Miss	10.0	5	3	1	3	13	3	1	0	0	0	0	0	0	4-3	38	17	10	4.03
May 19	*Ole Miss	9.0	10	5	4	3	7	2	0	0	1	1	2	1	0	0-5	38	18	10	4.03
May 23	Ivs. Alabama	9.0	2	0	0	4	6	0	0	0	1	0	0	1	0	6-0	39	18	10	3.96
May 24	Ivs. South Carolina	9.0	3	0	0	1	17	0	0	0	0	0	1	1	0	6-0	40	18	10	3.89
May 26	Ivs. South Carolina	9.0	9	2	2	1	10	1	0	0	0	0	0	0	0	3-2	41	18	11	3.86
May 27	Ivs. Vanderbilt	9.0	12	7	4	3	8	4	1	0	1	0	2	2	0	4-7	41	19	11	3.86
June 1	#Albany	9.0	3	0	0	4	9	0	1	0	1	0	1	0	0	9-0	42	19	12	3.80
June 2	#at Oklahoma State	8.0	13	14	13	6	8	3	0	2	1	1	4	1	1	3-14	42	20	12	3.95
June 3	#at Creighton	9.0	4	0	0	1	6	0	0	0	0	0	5	1	0	6-0	43	20	12	3.89
June 3	#Oklahoma State	9.0	9	7	7	2	8	2	0	2	0	0	1	0	0	6-7	43	21	12	3.94
Totals		569.0	532	294	249	219	565	79	13	39	48	9	64	55	4	481-294	43	21	12	3.94

* = SEC game

^ = Dairy Queen Classic

! = SEC Tournament

= NCAA Fayetteville Regional

BASEBALL

Starting Defensive Lineup

GAME-BY-GAME LOOK AT THE RAZORBACKS' STARTING DEFENSIVE LINEUP

Date	Opponent	C	1B	2B	3B	SS	LF	CF	RF	DH
Feb. 2	at Louisiana Tech	Walker	Hamblin	Tschepikow	Forsythe	Willard	Dugger	Carroll	Jones	Murphree
Feb. 3	at Louisiana Tech	Walker	Duren	Coon	Hamblin	Smalling	Dugger	Robison	Jones	Nutt
Feb. 4	at Louisiana Tech	Walker	Hamblin	Tschepikow	Coon	Willard	Dugger	Carroll	Jones	Nutt
Feb. 9	at Troy	Walker	Hamblin	Tschepikow	Coon	Smalling	Dugger	Carroll	Jones	Nutt
Feb. 10	at Troy	Nutt	Hamblin	Coon	Forsythe	Smalling	Jones	Robison	Murphree	Duren
Feb. 11	at Troy	Walker	Hamblin	Tschepikow	Forsythe	Smalling	Hrozek	Dugger	Jones	Coon
Feb. 18	Wisconsin-Milwaukee	Walker	Hamblin	Tschepikow	Forsythe	Willard	Hrozek	Dugger	Murphree	Coon
Feb. 18	Wisconsin-Milwaukee	Nutt	Hamblin	Tschepikow	Coon	Smalling	Jones	Dugger	Julius	Secrist
Feb. 19	Wisconsin-Milwaukee	Walker	Hamblin	Tschepikow	Coon	Smalling	Julius	Dugger	Secrist	Nutt
Feb. 23	Illinois State	Walker	Hamblin	Tschepikow	Coon	Smalling	Julius	Dugger	Secrist	Nutt
Feb. 24	Illinois State	Forsythe	Hamblin	Willard	Coon	Smalling	Hrozek	Carroll	Jones	Murphree
Feb. 25	Illinois State	Walker	Coon	Tschepikow	Forsythe	Smalling	Julius	Dugger	Secrist	Nutt
March 2	^vs. Ole Miss	Walker	Hamblin	Tschepikow	Forsythe	Smalling	Julius	Dugger	Secrist	Coon
March 4	^at Minnesota	Walker	Hamblin	Tschepikow	Forsythe	Willard	Julius	Dugger	Hrozek	Coon
March 4	^at Minnesota	Forsythe	Hamblin	Tschepikow	Coon	Smalling	Jones	Dugger	Hrozek	Murphree
March 9	Kansas	Nutt	Hamblin	Tschepikow	Forsythe	Willard	Coon	Dugger	Hrozek	Murphree
March 10	Kansas	Nutt	Hamblin	Tschepikow	Forsythe	Willard	Coon	Dugger	Hrozek	Julius
March 11	Kansas	Walker	Hamblin	Willard	Forsythe	Smalling	Coon	Dugger	Robison	Murphree
March 13	Oral Roberts	Nutt	Hamblin	Tschepikow	Forsythe	Smalling	Coon	Hrozek	Julius	Secrist
March 16	*at Kentucky	Walker	Hamblin	Willard	Forsythe	Smalling	Coon	Dugger	Hrozek	Jones
March 17	*at Kentucky	Nutt	Hamblin	Willard	Forsythe	Smalling	Coon	Dugger	Hrozek	Jones
March 18	*at Kentucky	Walker	Hamblin	Tschepikow	Forsythe	Smalling	Coon	Dugger	Secrist	Nutt
March 21	at Centenary	Nutt	Hamblin	Willard	Forsythe	Smalling	Coon	Hrozek	Murphree	Jones
March 23	*Vanderbilt	Walker	Hamblin	Tschepikow	Forsythe	Smalling	Coon	Dugger	Jones	Nutt
March 23	*Vanderbilt	Nutt	Hamblin	Tschepikow	Forsythe	Smalling	Coon	Dugger	Secrist	Julius
March 24	*Vanderbilt	Walker	Hamblin	Tschepikow	Forsythe	Willard	Coon	Dugger	Hrozek	Nutt
March 27	at Oral Roberts	Nutt	Hamblin	Willard	Forsythe	Smalling	Hrozek	Dugger	Secrist	Julius
March 30	*at Tennessee	Walker	Hamblin	Tschepikow	Forsythe	Smalling	Coon	Dugger	Jones	Nutt
March 31	*at Tennessee	Walker	Hamblin	Tschepikow	Forsythe	Willard	Coon	Dugger	Julius	Nutt
April 1	*at Tennessee	Walker	Hamblin	Tschepikow	Forsythe	Willard	Coon	Dugger	Jones	Nutt
April 3	Northern Colorado	Nutt	Secrist	Tschepikow	Hamblin	Smalling	Coon	Robison	Julius	Forsythe
April 4	Northern Colorado	Walker	Hamblin	Willard	Forsythe	Smalling	Coon	Dugger	Jones	Nutt
April 6	*Mississippi State	Walker	Hamblin	Tschepikow	Forsythe	Willard	Coon	Dugger	Julius	Nutt
April 7	*Mississippi State	Walker	Hamblin	Willard	Forsythe	Smalling	Coon	Dugger	Jones	Nutt
April 8	*Mississippi State	Walker	Hamblin	Willard	Forsythe	Smalling	Coon	Dugger	Jones	Nutt
April 11	Missouri State	Nutt	Hamblin	Willard	Forsythe	Smalling	Coon	Dugger	Jones	Julius
April 14	*Florida (1)	Walker	Hamblin	Willard	Forsythe	Smalling	Coon	Dugger	Jones	Nutt
April 14	*Florida (2)	Nutt	Hamblin	Willard	Forsythe	Smalling	Coon	Dugger	Jones	Julius
April 15	*Florida	Walker	Hamblin	Willard	Forsythe	Smalling	Coon	Dugger	Jones	Nutt
April 18	at Missouri State	Nutt	Hamblin	Tschepikow	Forsythe	Willard	Jones	Dugger	Secrist	Julius
April 20	*at Georgia	Walker	Hamblin	Tschepikow	Forsythe	Smalling	Coon	Dugger	Jones	Nutt
April 21	*at Georgia	Walker	Hamblin	Tschepikow	Forsythe	Willard	Coon	Dugger	Jones	Nutt
April 22	*at Georgia	Walker	Hamblin	Tschepikow	Forsythe	Willard	Coon	Dugger	Jones	Nutt
April 25	Wichita State	Nutt	Hamblin	Tschepikow	Forsythe	Willard	Coon	Dugger	Jones	Hrozek
April 27	*at Auburn	Walker	Hamblin	Tschepikow	Forsythe	Willard	Coon	Dugger	Jones	Nutt
April 28	*at Auburn	Walker	Hamblin	Tschepikow	Forsythe	Willard	Coon	Dugger	Jones	Nutt
April 29	*at Auburn	Walker	Hamblin	Willard	Forsythe	Smalling	Coon	Dugger	Jones	Nutt
May 4	*LSU	Walker	Hamblin	Willard	Forsythe	Smalling	Coon	Dugger	Jones	Nutt
May 5	*LSU	Walker	Hamblin	Tschepikow	Forsythe	Willard	Coon	Dugger	Jones	Nutt
May 6	*LSU	Walker	Hamblin	Tschepikow	Forsythe	Willard	Coon	Dugger	Jones	Nutt
May 11	*at Alabama	Walker	Hamblin	Tschepikow	Forsythe	Willard	Coon	Dugger	Julius	Nutt
May 12	*at Alabama	Walker	Hamblin	Willard	Forsythe	Smalling	Coon	Robison	Jones	Nutt
May 13	*at Alabama	Walker	Hamblin	Willard	Forsythe	Smalling	Coon	Robison	Jones	Nutt
May 17	*Ole Miss	Walker	Hamblin	Willard	Forsythe	Smalling	Coon	Dugger	Julius	Nutt
May 18	*Ole Miss	Walker	Hamblin	Tschepikow	Forsythe	Smalling	Coon	Dugger	Secrist	Julius
May 19	*Ole Miss	Walker	Hamblin	Willard	Forsythe	Smalling	Coon	Dugger	Robison	Jones
May 23	!Alabama	Walker	Hamblin	Tschepikow	Forsythe	Smalling	Coon	Dugger	Hrozek	Nutt
May 24	!South Carolina	Walker	Hamblin	Tschepikow	Forsythe	Smalling	Coon	Dugger	Jones	Nutt
May 26	!South Carolina	Walker	Hamblin	Tschepikow	Forsythe	Smalling	Coon	Dugger	Hrozek	Nutt
May 27	!Vanderbilt	Walker	Hamblin	Tschepikow	Forsythe	Smalling	Coon	Dugger	Hrozek	Nutt
June 1	#Albany	Walker	Hamblin	Tschepikow	Forsythe	Smalling	Coon	Dugger	Hrozek	Julius
June 2	*Oklahoma State	Walker	Hamblin	Tschepikow	Forsythe	Smalling	Coon	Dugger	Hrozek	Jones
June 3	#Creighton	Walker	Hamblin	Willard	Forsythe	Smalling	Coon	Dugger	Jones	Nutt
June 3	#Oklahoma State	Walker	Hamblin	Tschepikow	Forsythe	Smalling	Coon	Dugger	Hrozek	Nutt

* = SEC game

^ = Dairy Queen Classic

! = SEC Tournament

= NCAA Fayetteville Regional

() extra inning game

2007 REVIEW

2008 SEASON

Starting Batting Order

GAME-BY-GAME LOOK AT THE RAZORBACKS' BATTING ORDER

Date	Opponent	1	2	3	4	5	6	7	8	9
Feb. 2	at Louisiana Tech	Dugger	Jones	Hamblin	Walker	Murphree	Tschepikow	Forsythe	Carroll	Willard
Feb. 3	at Louisiana Tech	Dugger	Jones	Hamblin	Nutt	Coon	Walker	Duren	Smalling	Robison
Feb. 4	at Louisiana Tech	Jones	Tschepikow	Coon	Hamblin	Nutt	Dugger	Carroll	Walker	Willard
Feb. 9	at Troy	Jones	Tschepikow	Coon	Nutt	Hamblin	Dugger	Carroll	Walker	Smalling
Feb. 10	at Troy	Jones	Forsythe	Coon	Hamblin	Nutt	Murphree	Duren	Smalling	Robison
Feb. 11	at Troy	Jones	Tschepikow	Coon	Walker	Hamblin	Dugger	Hrozek	Forsythe	Smalling
Feb. 18	Wisconsin-Milwaukee	Dugger	Tschepikow	Coon	Hamblin	Hrozek	Murphree	Walker	Forsythe	Willard
Feb. 18	Wisconsin-Milwaukee	Dugger	Tschepikow	Coon	Nutt	Hamblin	Julius	Smalling	Secrist	Jones
Feb. 19	Wisconsin-Milwaukee	Dugger	Tschepikow	Coon	Nutt	Secrist	Hamblin	Julius	Walker	Smalling
Feb. 23	Illinois State	Dugger	Tschepikow	Coon	Nutt	Secrist	Hamblin	Julius	Walker	Smalling
Feb. 24	Illinois State	Jones	Forsythe	Coon	Hamblin	Smalling	Hrozek	Murphree	Carroll	Willard
Feb. 25	Illinois State	Dugger	Tschepikow	Coon	Nutt	Secrist	Forsythe	Julius	Walker	Smalling
March 2	^vs. Ole Miss	Dugger	Tschepikow	Coon	Secrist	Hamblin	Julius	Forsythe	Walker	Smalling
March 4	^at Minnesota	Dugger	Tschepikow	Coon	Hamblin	Julius	Hrozek	Forsythe	Walker	Willard
March 4	^at Minnesota	Dugger	Tschepikow	Coon	Hrozek	Hamblin	Murphree	Smalling	Forsythe	Jones
March 9	Kansas	Dugger	Tschepikow	Kansas	Forsythe	Nutt	Hrozek	Murphree	Hamblin	Willard
March 10	Kansas	Dugger	Tschepikow	Coon	Forsythe	Nutt	Hrozek	Julius	Hamblin	Willard
March 11	Kansas	Dugger	Willard	Coon	Forsythe	Smalling	Hamblin	Murphree	Walker	Robison
March 13	Oral Roberts	Tschepikow	Hrozek	Coon	Nutt	Secrist	Hamblin	Julius	Forsythe	Smalling
March 16	*at Kentucky	Dugger	Jones	Coon	Forsythe	Hrozek	Hamblin	Smalling	Walker	Willard
March 17	*at Kentucky	Dugger	Jones	Coon	Forsythe	Hrozek	Hamblin	Smalling	Nutt	Willard
March 18	*at Kentucky	Tschepikow	Forsythe	Coon	Nutt	Secrist	Hamblin	Walker	Hrozek	Smalling
March 21	at Centenary	Jones	Hrozek	Coon	Forsythe	Nutt	Hamblin	Murphree	Smalling	Willard
March 23	*Vanderbilt	Dugger	Jones	Coon	Forsythe	Nutt	Hamblin	Tschepikow	Smalling	Walker
March 23	*Vanderbilt	Dugger	Tschepikow	Coon	Nutt	Forsythe	Secrist	Hamblin	Julius	Smalling
March 24	*Vanderbilt	Dugger	Tschepikow	Coon	Nutt	Secrist	Forsythe	Hamblin	Walker	Willard
March 27	at Oral Roberts	Dugger	Hrozek	Secrist	Nutt	Forsythe	Hamblin	Julius	Smalling	Willard
March 30	*at Tennessee	Dugger	Jones	Coon	Forsythe	Nutt	Hamblin	Tschepikow	Smalling	Walker
March 31	*at Tennessee	Dugger	Tschepikow	Coon	Nutt	Forsythe	Hamblin	Julius	Walker	Willard
April 1	*at Tennessee	Dugger	Jones	Coon	Forsythe	Nutt	Hamblin	Tschepikow	Walker	Willard
April 3	Northern Colorado	Robison	Tschepikow	Coon	Nutt	Forsythe	Secrist	Hamblin	Julius	Smalling
April 4	Northern Colorado	Dugger	Jones	Coon	Nutt	Forsythe	Walker	Hamblin	Smalling	Willard
April 6	*Mississippi State	Dugger	Tschepikow	Coon	Nutt	Forsythe	Julius	Hamblin	Walker	Willard
April 7	*Mississippi State	Dugger	Jones	Coon	Forsythe	Nutt	Hamblin	Walker	Smalling	Willard
April 8	*Mississippi State	Dugger	Jones	Forsythe	Nutt	Coon	Hamblin	Walker	Willard	Smalling
April 11	Missouri State	Dugger	Jones	Forsythe	Nutt	Coon	Hamblin	Julius	Willard	Smalling
April 14	*Florida (1)	Jones	Forsythe	Coon	Nutt	Hamblin	Dugger	Willard	Smalling	Walker
April 14	*Florida (2)	Dugger	Jones	Forsythe	Nutt	Coon	Julius	Hamblin	Willard	Smalling
April 15	*Florida	Dugger	Jones	Forsythe	Nutt	Coon	Hamblin	Willard	Walker	Smalling
April 18	at Missouri State	Dugger	Jones	Forsythe	Nutt	Hamblin	Julius	Tschepikow	Secrist	Willard
April 20	*at Georgia	Dugger	Jones	Forsythe	Nutt	Coon	Tschepikow	Hamblin	Walker	Smalling
April 21	*at Georgia	Dugger	Jones	Forsythe	Nutt	Coon	Hamblin	Tschepikow	Willard	Walker
April 22	*at Georgia	Jones	Tschepikow	Forsythe	Nutt	Coon	Hamblin	Dugger	Willard	Walker
April 25	Wichita State	Jones	Tschepikow	Forsythe	Nutt	Coon	Hamblin	Dugger	Hrozek	Willard
April 27	*at Auburn	Jones	Tschepikow	Forsythe	Nutt	Coon	Hamblin	Dugger	Willard	Walker
April 28	*at Auburn	Dugger	Jones	Forsythe	Nutt	Coon	Tschepikow	Hamblin	Walker	Willard
April 29	*at Auburn	Dugger	Jones	Forsythe	Nutt	Coon	Hamblin	Walker	Willard	Smalling
May 4	*LSU	Jones	Forsythe	Coon	Nutt	Hamblin	Dugger	Willard	Walker	Smalling
May 5	*LSU	Jones	Tschepikow	Forsythe	Nutt	Coon	Hamblin	Dugger	Willard	Walker
May 6	*LSU	Dugger	Jones	Forsythe	Nutt	Coon	Tschepikow	Hamblin	Walker	Willard
May 11	*at Alabama	Dugger	Tschepikow	Coon	Nutt	Forsythe	Julius	Hamblin	Walker	Willard
May 12	*at Alabama	Jones	Forsythe	Coon	Nutt	Hamblin	Walker	Willard	Smalling	Robison
May 13	*at Alabama	Jones	Forsythe	Coon	Nutt	Hamblin	Walker	Willard	Smalling	Robison
May 17	*Ole Miss	Dugger	Forsythe	Nutt	Coon	Walker	Hamblin	Julius	Smalling	Willard
May 18	*Ole Miss	Dugger	Tschepikow	Forsythe	Coon	Secrist	Hamblin	Julius	Smalling	Walker
May 19	*Ole Miss	Dugger	Jones	Forsythe	Coon	Hamblin	Smalling	Walker	Willard	Robison
May 23	ivs. Alabama	Dugger	Tschepikow	Coon	Walker	Forsythe	Nutt	Hamblin	Hrozek	Smalling
May 24	ivs. South Carolina	Dugger	Tschepikow	Coon	Walker	Forsythe	Hamblin	Nutt	Smalling	Jones
May 26	ivs. South Carolina	Dugger	Tschepikow	Coon	Walker	Forsythe	Nutt	Hamblin	Hrozek	Smalling
May 27	ivs. Vanderbilt	Dugger	Tschepikow	Coon	Walker	Forsythe	Nutt	Hamblin	Hrozek	Smalling
June 1	#Albany	Tschepikow	Forsythe	Coon	Walker	Hamblin	Julius	Hrozek	Smalling	Dugger
June 2	#Oklahoma State	Tschepikow	Forsythe	Coon	Hamblin	Jones	Walker	Hrozek	Smalling	Dugger
June 3	#Creighton	Dugger	Jones	Forsythe	Coon	Nutt	Hamblin	Smalling	Walker	Willard
June 3	#Oklahoma State	Dugger	Tschepikow	Forsythe	Coon	Nutt	Hamblin	Hrozek	Walker	Smalling

* = SEC game

^ = Dairy Queen Classic

! = SEC Tournament

= NCAA Fayetteville Regional

() extra inning game

BASEBALL

2007 Postseason Results

2007 Regional Champions

Regional Hosts	Champions
(1) Vanderbilt	Michigan
Virginia	Oregon State
Long Beach State	UCLA
(8) San Diego	Cal State Fullerton
(5) Arizona State	Arizona State
Ole Miss	Ole Miss
Wichita State	Wichita State
(4) Texas	UC Irvine
(2) Rice	Rice
Texas A&M	Texas A&M
Missouri	Louisville
(7) Arkansas	Oklahoma State
(6) Florida State	Mississippi State
Coastal Carolina	Clemson
South Carolina	South Carolina
(3) North Carolina	North Carolina

*top eight nationals seeds in ()

2007 Fayetteville Regional All-Tournament Team

C	Brian Walker, Arkansas
1B	Rebel Ridling, Oklahoma State
2B	Tyler Mach, Oklahoma State
3B	Steve Winkelman, Creighton
SS	Chad Ogden, Creighton
LF	Ty Wright, Oklahoma State
CF	Keanon Simon, Oklahoma State
OF	Corey Brown, Oklahoma State
DH	Brett Mieras, Creighton
P	Nick Schmidt, Arkansas

P	Oliver Odle, Oklahoma State
MOP	Rebel Ridling, Oklahoma State

2007 Super Regional Champions

Super Regional Hosts	Champions
Chapel Hill	North Carolina
Corvallis	Oregon State
Fullerton	Cal State Fullerton
Houston	Rice
Louisville	Louisville
Starkville	Mississippi State
Tempe	Arizona State
Wichita State	UC Irvine

College World Series Results

Bracket 1
Rice 15, Louisville 10
North Carolina 8, Mississippi State 5
Louisville 12, Mississippi State 4
Rice 14, North Carolina 4
North Carolina 3, Louisville 1
North Carolina 6, Rice 1
North Carolina 7, Rice 4

Bracket 2
Arizona State 5, UC Irvine 4
Oregon State 3, Cal State Fullerton 2
UC Irvine 5, Cal State Fullerton 4 (13 inns.)
Oregon State 12, Arizona State 6
UC Irvine 8, Arizona State 7 (10 inns.)
Oregon State 7, UC Irvine 1

National Championship Series

Game 1:	Oregon State 11, North Carolina 4
Game 2:	Oregon State 9, North Carolina 3

College World Series All-Tournament Team

C	Mitch Canham, Oregon State
1B	Dustin Ackley, North Carolina
2B	Joey Wong, Oregon State
3B	Diego Seastrunk, Rice
SS	Darwin Barney, Oregon State
OF	Bryan Petersen, UC Irvine
OF	Scott Santschi, Oregon State
OF	Tim Fedoroff, North Carolina
DH	Mike Lissman, Oregon State
P	Jorge Reyes, Oregon State
P	Andrew Carignan, North Carolina
MOP	Jorge Reyes, Oregon State



2007 REVIEW

2007 Final Polls

Baseball America

1.	Oregon State	48-18
2.	North Carolina	57-16
3.	Rice	56-14
4.	UC Irvine	47-17
5.	Arizona State	49-15
6.	*Vanderbilt	54-13
7.	Louisville	47-24
8.	*Mississippi State	38-22
9.	Cal State Fullerton	38-25
10.	*South Carolina	46-20
11.	Texas	46-17
12.	Texas A&M	48-20
13.	*Wichita State	53-21
14.	Florida State	49-13
15.	Clemson	41-23
16.	Virginia	45-16
17.	*Mississippi	40-25
18.	San Diego	43-18
19.	Michigan	42-19
20.	Coastal Carolina	50-13
21.	Arkansas	43-21
22.	UCLA	33-28
23.	*Oklahoma State	42-21
24.	Missouri	42-18
25.	Texas Christian	48-14

* - 2007 Arkansas Opponent

UA record vs. Baseball America Top 25: 7-9

Collegiate Baseball

1.	Oregon St. (49-18)	496
2.	North Carolina (57-16)	493
3.	Rice (56-14)	492
4.	UC Irvine (47-17-1)	489
5.	Arizona State (49-15)	488
6.	Louisville (47-24)	486
7.	Cal State Fullerton (38-25)	483
8.	*Mississippi State (38-22)	479
9.	*Vanderbilt (54-13)	469
10.	Florida State (49-13)	467
11.	*South Carolina (46-20)	465
12.	Clemson (41-23)	462
13.	*Wichita State (53-22)	460
14.	Texas A&M (48-19)	457
15.	Virginia (45-16)	454
16.	San Diego (43-18)	452
17.	Texas (46-17)	450
18.	Arkansas (43-21)	449
19.	*Mississippi (40-25)	446
20.	Michigan (42-19)	444
21.	*Oklahoma State (42-21)	441
22.	Arizona (42-17)	438
23.	UCLA (33-28)	437
24.	Coastal Carolina (50-13)	435
25.	UC Riverside (38-21)	432
26.	Long Beach State (39-20)	430
27.	Missouri (42-18)	427
28.	Texas Christian (48-14)	426
29.	UNC-Charlotte (49-12)	423
30.	Rutgers (42-21)	421

* - 2007 Arkansas Opponent

UA record vs. Collegiate Baseball Top 30: 7-9

Sports Weekly/ESPN

1.	Oregon State (31)	49-18	775
2.	North Carolina	57-16	744
3.	Rice (2)	56-14	706
4.	UC-Irvine	47-17-1	673
5.	Arizona State	49-15	661
6.	Louisville	47-24	573
7.	Cal State-Fullerton	38-25	545
8.	*Mississippi State	38-22	509
9.	*Vanderbilt	54-13	490
10.	*South Carolina	46-20	462
11.	*Wichita State	53-22	392
12.	Texas A&M	48-19	371
13.	Clemson	41-23	367
14.	Texas	46-17	341
15.	Florida State	49-13	315
16.	*Mississippi	40-25	313
17.	Virginia	45-16	294
18.	Michigan	42-19	289
19.	*Oklahoma State	42-21	245
20.	San Diego	43-18	187
21.	Arkansas	43-21	177
22.	UCLA	33-28	172
23.	Coastal Carolina	50-13	126
24.	Missouri	42-18	88
25.	Arizona	42-17	71

* - 2007 Arkansas Opponent

UA record vs. Sports Weekly/ESPN Top 25: 7-9

2008 SEASON



2007 Individual Honors

Brandon Barr

SEC Spring Academic Honor Roll

Casey Coon

SEBaseball.com Second-Team All-SEC (OF)
SEC All-Tournament Team
SEC Spring Academic Honor Roll

Jake Dugger

SEC Spring Academic Honor Roll

Logan Forsythe

Selected to play for Team USA
SEC Spring Academic Honor Roll

James Gilbert

SEC Spring Academic Honor Roll

Danny Hamblin

SEBaseball.com Second-Team All-SEC (1B)
SEC All-Tournament Team
Set Arkansas career record for home runs (57)
SEC Player of the Week (Week 10)

Thomas Hauskey

SEC Spring Academic Honor Roll

Travis Hill

SEC Spring Academic Honor Roll

Sean Jones

SEC Spring Academic Honor Roll

Jacob Julius

SEC Spring Academic Honor Roll

Dallas Keuchel

SEC All-Freshman Team by league coaches

Brian McLelland

SEC Spring Academic Honor Roll

Nick Schmidt

First-round draft choice of San Diego (No. 23)
First-Team All-American - College Baseball Foundation
Second-Team All-American Baseball America
Second-Team All-American by the NCBWA
Second-Team All-American ABCA/Rawlings
Second-Team All-American Louisville Slugger
First-team All-SEC by league coaches
First-Team All-SEC by SEBaseball.com
Semifinalist for the 2007 Golden Spikes Award
Semifinalist for the 2007 Roger Clemens Award
Semifinalist for the 2007 Brooks Wallace Award
ABCA All-South Region team
SEC Pitcher of the Week (Week 8)
SEC All-Tournament Team
NCAA Fayetteville All-Tournament Team
Set Arkansas record for strikeouts (345)
SEC Spring Academic Honor Roll

Brad Secrist

SEC Spring Academic Honor Roll

Stephen Robison

SEC Spring Academic Honor Roll

Shaun Seibert

SEC Spring Academic Honor Roll

Jess Todd

Second-round draft choice of St. Louis (No. 82)
Second-Team All-American Louisville Slugger
First-team All-SEC by league coaches
Louisville Slugger National Player of the Week (Week 17)
SEC Pitcher of the Week (Week 7)
SEC All-Tournament Team
SEC Academic Honor Roll

Ben Tschepikow

SEC Spring Academic Honor Roll

Brian Walker

NCAA Fayetteville All-Tournament Team
SEC Spring Academic Honor Roll

Duke Welker

Second-round draft choice of Pittsburgh (No. 68)
SEC Spring Academic Honor Roll

Matt Willard

SEC Spring Academic Honor Roll

Career Statistics of Non-Returning Players

#46 Brandon Barr - C • 5-9 • 181 • 1L • Corpus Christi, Texas/Gregory Portland HS

Year	Avg	GP-GS	AB	R	H	2B	3B	HR	RBI	TB	SLG%	BB	HBP	SO	OB%	SF	SH	SB-ATT	PO	A	E	FLD%
2007	.000	1-0	0	0	0	0	0	0	0	0	.000	1	0	0	1.000	0	0	0-0	0	0	0	.000
TOTAL	.000	1-0	0	0	0	0	0	0	0	0	.000	1	0	0	1.000	0	0	0-0	0	0	0	.000

#15 Jerrod Carroll - OF • 5-10 • 182 • SQ • Abilene, Texas/Abilene HS

Year	Avg	GP-GS	AB	R	H	2B	3B	HR	RBI	TB	SLG%	BB	HBP	SO	OB%	SF	SH	SB-ATT	PO	A	E	FLD%
2007	.167	4-4	12	2	2	0	0	0	1	0	.167	2	0	3	.286	0	1	0-0	14	0	0	1.000
TOTAL	.167	4-4	12	2	2	0	0	0	1	0	.167	2	0	3	.286	0	1	0-0	14	0	0	1.000

#24 Jake Dugger - OF • 5-11 • 199 • 4L • Omaha, Neb./Millard West HS

Year	Avg	GP-GS	AB	R	H	2B	3B	HR	RBI	TB	SLG%	BB	HBP	SO	OB%	SF	SH	SB-ATT	PO	A	E	FLD%
2004	.293	67-64	249	48	73	9	3	8	44	112	.450	50	6	54	.419	3	4	12-12	124	6	7	.949
2005	.237	55-50	186	37	44	8	0	8	45	76	.409	39	6	48	.377	5	0	14-17	79	3	1	.988
2006	.317	59-51	208	43	66	11	1	12	44	115	.553	40	5	53	.437	1	2	5-9	110	5	3	.975
2007	.268	58-56	220	54	59	14	0	6	26	91	.414	34	11	56	.390	2	4	10-12	131	1	2	.985
TOTAL	.280	239-221	863	182	242	42	4	34	159	394	.457	163	28	211	.407	11	10	41-50	444	15	13	.972

#8 Dylan Duren - INF • 6-3 • 208 • SQ • Tulsa, Okla./Tulsa Union HS

Year	Avg	GP-GS	AB	R	H	2B	3B	HR	RBI	TB	SLG%	BB	HBP	SO	OB%	SF	SH	SB-ATT	PO	A	E	FLD%
2007	.125	3-2	8	2	1	0	0	0	1	1	.125	1	1	3	.273	1	0	0-0	8	1	1	.900
TOTAL	.125	3-2	8	2	1	0	0	0	1	1	.125	1	1	3	.273	1	0	0-0	8	1	1	.900

#32 James Gilbert - LHP • 6-0 • 193 • 4L • Katy, Texas/James E. Taylor HS

Year	ERA	W-L	App	GS	CG	SHO/CBO	SV	IP	H	R	ER	BB	SO	2B	3B	HR	BF	B/Avg	WP	HBP	SFA	SHA
2004	9.00	0-0	5	0	0	0/0	0	6.0	9	6	6	4	5	0	0	1	32	.333	1	1	0	0
2005	4.00	3-1	17	9	0	0/0	1	45.0	52	29	20	12	21	8	1	5	205	.283	2	4	0	5
2006	4.50	2-1	16	4	0	0/0	1	32.0	35	21	16	9	32	7	0	4	142	.273	0	3	2	0
2007	3.31	1-0	7	1	0	0/0	0	16.1	17	8	6	8	11	2	1	2	75	.288	0	2	2	4
TOTAL	4.35	6-2	45	14	0	0/0	2	99.1	113	64	48	33	69	17	2	12	454	.284	3	10	4	9

#3 Danny Hamblin - 1B • 6-1 • 209 • 4L • Rowlett, Texas/Rowlett HS

Year	Avg	GP-GS	AB	R	H	2B	3B	HR	RBI	TB	SLG%	BB	HBP	SO	OB%	SF	SH	SB-ATT	PO	A	E	FLD%
2004	.304	63-63	253	53	77	19	1	8	42	122	.482	28	4	60	.381	1	2	10-12	2	2	0	1.000
2005	.341	59-59	220	44	75	19	1	10	49	126	.573	25	8	44	.420	4	4	8-13	313	18	4	.988
2006	.289	60-60	235	46	68	10	1	17	68	131	.557	35	4	62	.382	6	3	15-17	520	38	4	.993
2007	.276	64-63	232	59	64	13	0	22	60	143	.616	33	7	69	.375	5	1	4-6	466	50	5	.990
TOTAL	.302	246-245	940	202	284	61	3	57	219	522	.555	121	23	235	.389	16	10	37-48	1301	108	13	.991



BASEBALL

Career Statistics of Non-Returning Players

#9 Jacob Julius - OF • 6-5 • 205 • 1L • New Albany, Ind./Providence HS/Spalding [Ky.] University

Year	Avg	GP-GS	AB	R	H	2B	3B	HR	RBI	TB	SLG%	BB	HBP	SO	OB%	SF	SH	SB-ATT	PO	A	E	FLD%
2007	.309	27-20	68	13	21	4	0	5	21	40	.588	16	4	22	.466	0	0	1-2	18	0	1	.947
TOTAL	.309	27-20	68	13	21	4	0	5	21	40	.588	16	4	22	.466	0	0	1-2	18	0	1	.947

#35 Brian McLelland - RHP • 6-2 • 194 • 4L • DeQueen, Ark./DeQueen HS

Year	ERA	W-L	App	GS	CG	SHO/CBO	SV	IP	H	R	ER	BB	SO	2B	3B	HR	BF	B/Avg	WP	HBP	SFA	SHA
2004	4.97	1-0	9	0	0	0/0	0	12.2	15	10	7	9	12	4	1	1	60	.306	1	1	1	0
2005	7.71	0-0	11	0	0	0/0	0	14.0	21	12	12	5	9	5	0	2	70	.344	1	3	1	0
2006	3.89	4-1	21	0	0	0/1	1	37.0	41	19	16	13	28	5	0	3	168	.281	4	4	1	4
2007	4.81	1-1	20	0	0	0/1	1	33.2	41	21	18	7	36	6	0	5	150	.304	0	2	3	3
TOTAL	4.90	6-2	61	0	0	0/2	2	97.1	118	62	53	34	85	20	1	11	448	.302	6	10	6	7

#30 Chris Rhoads - RHP • 6-1 • 156 • 2L • Little Rock, Ark./North Little Rock HS/Pratt [Kan.] CC

Year	ERA	W-L	App	GS	CG	SHO/CBO	SV	IP	H	R	ER	BB	SO	2B	3B	HR	BF	B/Avg	WP	HBP	SFA	SHA
2006	3.57	3-2	24	5	0	0/0	3	45.1	51	25	18	12	38	10	0	4	208	.271	3	5	3	0
2007	4.75	3-1	24	2	0	0/1	1	41.2	47	29	22	20	41	7	1	3	198	.276	3	4	1	3
TOTAL	4.14	6-3	48	7	0	0/1	4	87.0	98	54	40	32	79	17	1	7	406	.274	6	9	4	3

#14 Stephen Robison - OF • 5-10 • 178 • 4L • Tulsa, Okla./Tulsa Union HS

Year	Avg	GP-GS	AB	R	H	2B	3B	HR	RBI	TB	SLG%	BB	HBP	SO	OB%	SF	SH	SB-ATT	PO	A	E	FLD%
2004	.245	39-13	53	13	13	1	0	2	7	20	.377	8	2	16	.365	0	1	7-8	21	2	0	1.000
2005	.125	39-12	48	7	6	1	0	0	3	7	.146	9	1	21	.276	0	4	2-2	33	1	1	.971
2006	.278	46-21	79	31	22	5	1	2	12	35	.443	16	2	22	.408	1	3	8-9	54	29	4	.954
2007	.176	35-7	34	12	6	2	0	1	5	11	.324	5	1	11	.300	0	0	3-3	19	2	0	1.000
TOTAL	.220	159-53	214	63	47	9	1	5	27	73	.341	38	6	70	.351	1	8	20-22	127	34	5	.970

#33 Nick Schmidt - LHP • 6-5 • 230 • 3L • St. Louis, Mo./Vianney HS

Year	ERA	W-L	App	GS	CG	SHO/CBO	SV	IP	H	R	ER	BB	SO	2B	3B	HR	BF	B/Avg	WP	HBP	SFA	SHA
2005	2.80	8-2	19	17	2	0/0	0	99.2	87	38	31	39	89	6	1	7	418	.235	4	3	1	4
2006	3.01	9-3	17	17	1	0/1	0	116.2	90	42	39	50	145	15	3	6	495	.211	6	8	2	8
2007	2.69	11-3	18	18	5	1/2	0	124.0	84	42	37	51	111	9	2	9	512	.196	10	24	3	5
TOTAL	2.83	28-8	54	52	8	1/3	0	340.1	261	122	107	140	345	30	6	22	1425	.213	20	35	6	17

#44 Brad Secrist - OF • 6-4 • 201 • 1L • Joplin, Mo./Joplin HS

Year	Avg	GP-GS	AB	R	H	2B	3B	HR	RBI	TB	SLG%	BB	HBP	SO	OB%	SF	SH	SB-ATT	PO	A	E	FLD%
2006		*** Redshirt Season ***																				
2007	.313	19-13	64	14	20	4	2	1	8	31	.484	2	1	13	.343	0	0	1-1	23	4	0	1.000
TOTAL	.313	19-13	64	14	20	4	2	1	8	31	.484	2	1	13	.343	0	0	1-1	23	4	0	1.000

#28 Jess Todd - RHP • 6-0 • 213 • 1L • Kilgore, Texas/Kilgore HS/Texas Tech/Navarro [Texas] College

Year	ERA	W-L	App	GS	CG	SHO/CBO	SV	IP	H	R	ER	BB	SO	2B	3B	HR	BF	B/Avg	WP	HBP	SFA	SHA
2007	2.89	9-3	23	10	2	0/2	2	93.1	83	38	30	26	128	16	1	3	387	.237	6	6	2	3
TOTAL	2.89	9-3	23	10	2	0/2	2	93.1	83	38	30	26	128	16	1	3	387	.237	6	6	2	3

#21 Brian Walker - C • 6-0 • 232 • 3L • Tulsa, Okla./Tulsa Union HS

Year	Avg	GP-GS	AB	R	H	2B	3B	HR	RBI	TB	SLG%	BB	HBP	SO	OB%	SF	SH	SB-ATT	PO	A	E	FLD%
2005	.251	53-43	167	20	42	8	0	7	25	71	.425	9	4	41	.306	0	3	1-2	278	48	2	.994
2006	.260	56-54	192	31	50	11	1	8	37	87	.453	26	7	42	.367	1	2	2-4	383	47	2	.995
2007	.268	55-48	183	36	49	12	0	11	36	94	.514	17	9	49	.359	0	1	1-3	413	47	1	.998
TOTAL	.260	164-145	542	87	141	31	1	26	98	252	.465	52	20	132	.346	1	6	4-9	1074	142	5	.996

#42 Duke Welker - RHP • 6-7 • 221 • 1L • Puyallup, Wash./University HS/Seminole [Okla.] State College

Year	ERA	W-L	App	GS	CG	SHO/CBO	SV	IP	H	R	ER	BB	SO	2B	3B	HR	BF	B/Avg	WP	HBP	SFA	SHA
2007	3.59	7-5	18	18	0	0/1	0	97.2	81	48	39	39	80	15	0	3	414	.224	10	9	3	2
TOTAL	3.59	7-5	18	18	0	0/1	0	97.2	81	48	39	39	80	15	0	3	414	.224	10	9	3	2

#38 Michael Wild - RHP • 6-2 • 196 • 1L • Plano, Texas/Jesuit College Prep

Year	ERA	W-L	App	GS	CG	SHO/CBO	SV	IP	H	R	ER	BB	SO	2B	3B	HR	BF	B/Avg	WP	HBP	SFA	SHA
2006	4.50	0-0	6	0	0	0/0	0	8.0	6	4	4	3	6	1	0	0	34	.207	1	1	0	1
2007		*** Redshirt Season ***																				
TOTAL	4.50	0-0	6	0	0	0/0	0	8.0	6	4	4	3	6	1	0	0	34	.207	1	1	0	1

#25 Matt Willard - INF • 5-10 • 176 • 2L • Newtown, Pa./Council Rock North

Year	Avg	GP-GS	AB	R	H	2B	3B	HR	RBI	TB	SLG%	BB	HBP	SO	OB%	SF	SH	SB-ATT	PO	A	E	FLD%
2006	.286	55-50	182	27	52	7	0	2	20	65	.357	22	6	42	.377	2	6	8-11	70	139	19	.917
2007	.293	50-39	140	41	41	9	1	0	16	52	.371	20	9	28	.407	3	6	8-10	79	109	13	.935
TOTAL	.289	105-89	322	68	93	16	1	2	36	117	.363	42	15	70	.391	5	12	16-21	149	248	32	.925



ARKANSAS

**OFFICIAL SPONSOR OF
CROOKED NUMBERS
ON THE SCOREBOARD.**



eastonsports.com



EASTON
PLAY WITH IT. OR AGAINST IT.






1999
2004

SEC

The Southeastern Conference

THE SOUTHEASTERN CONFERENCE



The Southeastern Conference, with its storied 74-year history of athletic achievements and academic excellence, has built perhaps the greatest tradition of intercollegiate competition in baseball of any league in the country since its inception in 1933.

The SEC posted another tremendous season in 2007 as the conference had five teams earn selection to NCAA postseason play and Mississippi State advanced to the College World Series. A SEC squad has now appeared in the College World Series 22 of the last 23 years. Four SEC teams were selected as NCAA opening-round host sites, while Mississippi State shattered Super Regional attendance records a week later. Vanderbilt won the SEC tournament title over Arkansas. Vanderbilt won the SEC regular-season title with a 22-8 conference record.

The Southeastern Conference boasts 11 former National Players of the Year (Vanderbilt's David Price won in 2007), nine Baseball America Coach of the Year and seven Collegiate Baseball Coach of the Year honors. 133 student-athletes have been named first-team All-American, seven of which came in 2007.

In 2007, 42 former SEC players were listed on MLB opening day 25-man rosters. Ten SEC players were taken in the first round of the 2007 Major League Baseball Amateur Draft, including the first pick overall. Vanderbilt's David Price was the first overall pick of the draft by the Tampa Bay Devil Rays. Florida's Matt Laporta was seventh by Milwaukee, Casey Weathers of Vanderbilt was eighth by Colorado, J.P. Arencibia of Tennessee was 21st by Toronto and Arkansas' Nick Schmidt was 23rd by San Diego. Tennessee's Julio Bourbon and James Adkins, Josh Donaldson of Auburn, Tommy Hunter of Alabama and Mississippi State's Edward Easley were all

taken in the supplemental first round of the 2007 Major League Baseball Draft. With those ten selections, the SEC has now had a first round selection in each year since 1991 and 68 total in the first round during that time.

The SEC drew a record-high 1,686,932 fans to its on-campus ballparks in 2007, double that of the next closest conference. Seven SEC teams drew in excess of 100,000 fans to their parks in 2007. The SEC averaged a new league-high 4,134 fans per game in 2007. In addition, for the first time in league history, all 12 SEC schools averaged more than 1,500 fans per game.

Notes

- The SEC has sent 34 teams to the College World Series since 1990. That was accomplished despite no SEC teams making the field in 1992. LSU has been to Omaha 10 times and Florida, Georgia and Mississippi State four times, while Alabama, South Carolina and Tennessee have been three times each. Auburn has been once, while Arkansas also advanced in 2004.
- SEC teams have won six of the last 18 national championships, with LSU winning five (1991, 1993, 1996, 1997, 2000) and Georgia claiming the 1990 title. The SEC has finished runner up three times in that time, 1997, 2002 and 2005.
- SEC teams are 61-59 since 1990 in Omaha, a 50.8 winning percentage. Not counting games against each other, the SEC has a 46-45 record in the CWS since 1990, a 50.5 winning percentage.
- The SEC has played 25 games in the "Final Four" of the College World Series since 1990, an average of 1.4 per year. Only five times, 1992, 1994, 2003, 2006 and 2007 has the SEC failed to get a team to the "Final Four" of the CWS.
- The SEC has averaged nearly eight games played per year in the College World Series since 1990. In

2004, 12 of the 15 games played in Omaha involved a SEC team. In 1997, the SEC had a team in 13 of the 14 games played in the CWS. Since 1990, an SEC team played in 105 of the 254 games played in the College World Series, an amazing 41 percent of games.

- The SEC has sent nine of its 12 schools to the College World Series since 1990 - Alabama, Arkansas, Auburn, Florida, Georgia, LSU, Mississippi State, South Carolina and Tennessee.
- Since 1990, 113 SEC squads have been invited to the NCAA Tournament, an average over six per season. The SEC set yet another NCAA record in both 2004 and 2005 with nine teams earning postseason births. The SEC also had a NCAA-record five teams earn regional host sites in 2004 and 2006.
- The SEC has had an NCAA-high 10 different teams compete in the 56-year history of the College World Series. In those appearances, the conference has registered a 83-100 record, a 45.4 winning percentage.
- Since 1990, 23 SEC squads have posted 50+ win seasons, while 86 have won 40+ games in a season, including four teams in 2007.
- The SEC posted a 233-90 record against non-conference foes in 2007, a 72.1 winning percentage. Since 1990, the SEC has accumulated a 4298-1626-4 record against non-conference teams, a 72.5 winning percentage.
- SEC teams have also been strong in the polls. Since 1990, 85 conference teams have appeared in the final Baseball America poll, 90 in the final Collegiate Baseball poll and, since 1992, 82 in the final ESPN Coaches poll.





BASEBALL

2007 Final SEC Standings

Western Division

	<u>SEC</u>	<u>Pct.</u>	<u>GB</u>	<u>All</u>	<u>Pct.</u>	<u>Home</u>	<u>Away</u>	<u>Neutral</u>	<u>vs. Div.</u>	<u>vs. Top 25</u>	<u>Last 10</u>	<u>Streak</u>
%Arkansas	18-12	.600	--	43-21	.672	23-10	17-9	3-2	6-9	13-10	6-4	L1
Mississippi State	15-13	.536	2.0	38-22	.633	24-8	10-9	4-5	8-7	11-10	5-5	L2
Ole Miss	16-14	.533	2.0	40-25	.615	25-10	11-12	4-3	9-6	15-13	6-4	L2
Alabama	15-15	.500	3.0	31-26	.544	24-13	7-11	0-2	7-8	9-10	5-5	L2
LSU	12-17-1	.417	5.5	29-26-1	.527	20-14-1	9-11	0-1	9-6	9-12-1	4-6	L3
Auburn	10-20	.333	8.0	31-25	.554	22-13	7-11	2-1	6-9	6-11	3-7	L1

% Western Division Champion

Eastern Division

	<u>SEC</u>	<u>Pct.</u>	<u>GB</u>	<u>All</u>	<u>Pct.</u>	<u>Home</u>	<u>Away</u>	<u>Neutral</u>	<u>vs. Div.</u>	<u>vs. Top 25</u>	<u>Last 10</u>	<u>Streak</u>
#Vanderbilt	22-8	.733	--	54-13	.806	34-4	12-8	8-1	12-3	13-5	8-2	L1
South Carolina	17-13	.567	5.0	46-20	.697	27-6	13-12	6-2	9-3	10-10	6-4	L1
Florida	15-15	.500	7.0	29-30	.492	17-17	10-11	2-2	7-8	8-15	4-6	L1
Tennessee	13-15	.464	8.0	34-25	.576	25-11	8-12	1-2	8-7	7-18	5-5	L2
#Kentucky	13-16-1	.450	8.5	34-19-1	.639	24-10	10-9-1	0-0	6-9	5-7	4-6	W1
Georgia	11-19	.367	11.0	23-33	.411	16-20	6-13	1-0	3-12	10-14	5-5	L1

SEC Champion; Eastern Division Champion; SEC Tournament Champion

2007 SEC Tournament Results

Wednesday, May 23

Game 1	#7 Alabama 0, #2 Arkansas 6
Game 2	#6 Florida 3, #3 South Carolina 12 (12 innings)
Game 3	#8 Tennessee 6, #1 Vanderbilt 4
Game 4	#5 Ole Miss 3, #4 Mississippi State 1

Thursday, May 24

Game 5	Florida 3, Alabama 2
Game 6	Vanderbilt 3, Mississippi State 2
Game 7	Arkansas 6, South Carolina 0
Game 8	Ole Miss 6, Tennessee 3

Friday, May 25

Game 9	South Carolina 5, Florida 3
Game 10	Vanderbilt 15, Tennessee 3

Saturday, May 26

Game 11	Arkansas 3, South Carolina 2
Game 12	Vanderbilt 13, Ole Miss 1
Game 13	Vanderbilt 7, Ole Miss 6 (10 innings)
Game 14	Not Necessary

Sunday, May 27 (Championship Game)

Game 15	Vanderbilt 7, Arkansas 4
---------	--------------------------

2007 NCAA Tournament Results (SEC Teams Only)

Fayetteville Regional

Arkansas 9, Albany 0
Oklahoma State 14, Arkansas 3
Arkansas 6, Creighton 0
Oklahoma State 7, Arkansas 6

Oxford Regional

Ole Miss 14, Sam Houston State 5
Ole Miss 4, Southern Miss 0
Ole Miss 21, Sam Houston State 13

Tallahassee Regional

Mississippi State 6, Stetson 3
Mississippi State 3, Florida State 0
Mississippi State 9, Florida State 4

Columbia Regional

South Carolina 9, Wofford 1
South Carolina 12, Charlotte 8
South Carolina 11, Charlotte 6

Nashville Regional

Vanderbilt 2, Austin Peay 1 (11 innings)
Michigan 4, Vanderbilt 3
Vanderbilt 11, Austin Peay 5
Vanderbilt 10, Michigan 7
Michigan 4, Vanderbilt 3 (10 innings)

Starkville Super Regional

Mississippi State 8, Clemson 6
Mississippi State 8, Clemson 5

Tempe Super Regional

Arizona State 4, Ole Miss 3
Arizona State 7, Ole Miss 1

Chapel Hill Super Regional

North Carolina 9, South Carolina 6
South Carolina 8, North Carolina 6
North Carolina 9, South Carolina 4

NCAA College World Series

North Carolina 8, Mississippi State 5
Louisville 12, Mississippi State 4





2007 Final Team Statistics

Team Hitting (All games sorted by batting average)

Team	AVG	GP	AB	R	H	2B	3B	HR	RBI	TB	Slg%	BB	HBP	SO	OB%	SF	SH	SB	Att	PO	A	E	Fld%
Ole Miss	.309	66	2292	483	709	145	19	59	452	1069	.466	245	43	391	.379	48	32	95	118	1741	674	65	.974
Vanderbilt	.324	67	2417	491	782	158	16	66	443	1170	.484	244	65	405	.396	30	41	75	103	1820	695	69	.973
Kentucky	.320	54	1854	461	594	124	22	44	421	894	.482	317	93	371	.437	35	66	64	81	1445	622	87	.960
Mississippi State	.316	60	2191	419	692	126	10	51	384	991	.452	205	37	401	.382	14	29	42	63	1618	569	81	.964
Ole Miss	.308	65	2292	409	706	102	18	51	361	997	.435	210	65	348	.376	40	40	74	98	1763	629	60	.976
South Carolina	.300	66	2347	520	705	126	11	113	487	1192	.508	311	61	453	.392	26	46	51	67	1792	609	65	.974
Tennessee	.298	59	2059	396	613	102	15	49	356	892	.433	232	58	396	.380	26	35	87	111	1555	599	84	.962
Auburn	.295	56	1978	395	583	104	6	38	350	813	.411	234	65	394	.382	31	35	105	127	1518	605	91	.959
Florida	.290	59	2105	414	611	107	8	74	383	956	.454	263	82	413	.387	23	20	39	58	1582	659	96	.959
Alabama	.289	57	1954	338	564	84	15	58	309	852	.436	217	60	364	.372	29	38	65	89	1532	585	67	.969
Arkansas	.288	64	2202	481	634	135	7	75	435	1008	.458	288	107	482	.391	34	39	68	89	1707	644	85	.965
Georgia	.279	56	2001	289	559	100	7	42	267	799	.399	204	36	382	.354	13	22	57	76	1523	548	77	.964
LSU	.256	56	1844	278	472	81	13	40	251	699	.379	172	43	386	.331	19	27	63	93	1478	618	96	.956
Totals	.298		25244		7515		148		4447		.446		772		.383		438		1055		7382		.965
		719		4891		1349		701		11263		2897		4795		320		790		19333		958	

CI - LSU 4, Auburn 2, Ole Miss 2, Kentucky 2, Vanderbilt 2, Miss. St. 1, Arkansas 1.

Team Pitching (All games sorted by earned run average)

Team	ERA	W	L	App	CG	SHO	CBO	SV	IP	H	R	ER	BB	SO	2B	3B	HR	AB	B/Avg	WP	HBP	BK	SF	ASHA
Vanderbilt	3.55	54	13	67	7	4	3	13	606.2	535	266	239	180	632	119	11	38	2248	.238	33	65	5	18	43
Ole Miss	3.58	40	25	65	6	7	5	14	587.2	531	280	234	235	560	89	7	43	2213	.240	49	43	4	16	38
South Carolina	3.93	46	20	66	0	6	6	12	597.1	553	304	261	250	606	87	9	38	2248	.246	40	47	8	25	40
Arkansas	3.94	43	21	64	7	7	6	12	569.0	532	294	249	219	565	79	13	39	2136	.249	48	64	9	20	29
Alabama	4.27	31	26	57	4	4	4	14	510.2	495	266	242	184	431	81	6	51	1942	.255	57	51	12	15	37
Kentucky	4.58	34	19	54	2	2	2	12	481.2	576	330	245	156	369	81	4	43	1975	.292	41	49	9	17	24
Auburn	4.59	31	25	56	1	3	3	14	506.0	550	325	258	208	392	109	11	42	1996	.276	50	60	6	21	26
Georgia	4.64	23	33	56	2	4	4	9	507.2	510	310	262	223	372	86	13	43	1935	.264	33	48	2	28	38
Mississippi State	4.86	38	22	60	3	1	1	18	539.1	637	350	291	166	496	114	16	53	2159	.295	32	50	12	18	50
Tennessee	5.02	34	25	59	4	1	1	11	518.1	585	351	289	215	423	99	8	54	2044	.286	43	60	9	30	28
LSU	5.10	29	26	56	2	0	0	15	492.2	584	330	279	169	421	90	20	34	1984	.294	42	47	5	17	44
Florida	5.27	29	30	59	2	2	2	10	527.1	660	380	309	195	346	95	10	55	2149	.307	39	40	9	21	47
Totals	4.41		432		40		37		6444.1		3786		2400		1129		533		.270		624		246	
		719		285		41		154		6748		3158		5613		128		25029		507		90		444

PB - Alabama 17, Tennessee 17, Auburn 16, Georgia 14, Ole Miss 13, Arkansas 10, Florida 9, LSU 8, Miss. St. 8, Kentucky 7, Vanderbilt 6, S. Carolina 2. Pickoffs - Arkansas 28, Alabama 24, Vanderbilt 16, Auburn 13, Kentucky 12, Florida 9, Georgia 8, LSU 8, Miss. St. 8, Tennessee 7, S. Carolina 4, Ole Miss 3.

Team Fielding (All games sorted by fielding percentage)

Team	C	PO	A	E	FLD%	DPs	SBA	CSB	SBA%	PB	CI
Ole Miss	2452	1763	629	60	.976	41	77	25	.755	13	2
South Carolina	2466	1792	609	65	.974	52	46	13	.780	2	0
Vanderbilt	2584	1820	695	69	.973	43	59	20	.747	6	2
Alabama	2184	1532	585	67	.969	39	92	21	.814	17	0
Arkansas	2436	1707	644	85	.965	55	47	28	.627	10	1
Mississippi State	2268	1618	569	81	.964	42	50	31	.617	8	1
Georgia	2148	1523	548	77	.964	41	57	30	.655	14	0
Tennessee	2238	1555	599	84	.962	60	61	25	.709	17	0
Kentucky	2154	1445	622	87	.960	46	29	8	.784	7	2
Florida	2337	1582	659	96	.959	54	53	14	.791	9	0
Auburn	2214	1518	605	91	.959	46	40	22	.645	16	2
LSU	2192	1478	618	96	.956	35	75	29	.721	8	4
Totals	27673		7382		.965		686		.721		14
		19333		958		554		266		127	





2006 SEC Notes

SECOnd To None

In the past 18 years, the Southeastern Conference has been arguably the top college baseball conference in the nation. Consider:

- Since 1990, 113 squads have received NCAA Tournament bids to lead the nation.
- A nation-leading 34 SEC teams have recorded College World Series berths since 1990, winning six of the last 18 NCAA titles (1990, 1991, 1993, 1996, 1997 and 2000) and three runner-ups (1997, 2002 and 2005).
- Nine different SEC squads (Alabama, Arkansas, Auburn, Florida, Georgia, LSU, Mississippi State, South Carolina, Tennessee) have made CWS appearances since 1990, the most squads from a conference to appear in Omaha since that time.
- SEC squads have appeared in 22 of the last 23 College World Series, with the lone miss in 1992.
- Since 1990, 23 SEC squads have posted 50+ wins, while 86 have won 40+ games in a season, including four in 2007.

SEC in the College World Series

Since 1990, the Southeastern Conference has been the most successful baseball conference in the country. The SEC has won six of the last 18 NCAA titles (1990, 1991, 1993, 1996, 1997 and 2000), finished runner-up three times and has put more teams in the College World Series than any conference in the country. Take a look at the SEC's success in the last 18 years:

Conference Records in the College World Series

Since 1990

(Using current conference alignments)

Conference	App.	Games	W-L	Pct.
SEC	34	120	61-59	.508
Pacific 10	25	93	52-41	.559
Big 12	23	67	30-37	.448
Atlantic Coast	18	60	24-26	.400
Big West	15	55	30-25	.545
Independents	10	36	21-15	.583
Missouri Valley	6	18	8-10	.444
Western Athletic	5	16	7-9	.438
C-USA	4	13	5-8	.385
Southern	2	5	1-4	.200
West Coast	1	4	4-0	1.000
Sun Belt	1	4	2-2	.500
Big East	2	6	2-4	.333

- Not counting games against each other, the SEC has posted a 46-45 record in the College World Series since 1990, a 50.5 winning percentage.
- Since 1990, an SEC team has played in 105 of the 254 games in the College World Series, an amazing 41 percent of games. SEC teams played in 12 of the 15 games of the 2004 College World Series and in eight of the 15 in 2005.
- The SEC has sent nine of its 12 schools to the College World Series since 1990. The ACC has sent seven, while the Big 12 and the Pac-10 are next with six each.
- The SEC has played 25 games in the "Final Four" of the College World Series since 1990, an average of 1.4 per year.

SEC First Round Major League Picks

Ten SEC players were taken in the first round of the 2007 Major League Baseball Amateur Draft, held Tuesday in New York City, including the first pick overall. Vanderbilt's David Price was the first overall pick of the draft by the Tampa Bay Devil Rays. Florida's Matt Laporta was seventh by Milwaukee, Casey Weathers of Vanderbilt was eighth by Colorado, J.P. Arcencibia of Tennessee was 21st by Toronto and Arkansas' Nick Schmidt was 23rd by San Diego. Tennessee's Julio Bourbon and James Adkins, Josh Donaldson of Auburn, Tommy Hunter of Alabama and Mississippi State's Edward Easley were all taken in the supplemental first round of the 2007 Major League Baseball Draft. With those ten selections, the SEC has now had a first round selection in each year since 1991 and 68 total in the first round during that time.

Family Ties

With the hiring of Dave Van Horn at Arkansas in the summer of 2002, there are now two SEC head coaches (David Perno-Georgia) who played, served as an assistant, and now are the head coach at their alma mater. Three other head coaches are former SEC players as well: Kentucky's John Cohen (played at Mississippi State), Ole Miss' Mike Bianco (played at LSU) and LSU's Paul Mainieri (played one season at LSU).

SEC Ends 72nd Season of Conference Play

This marked the 73rd season of conference play in the SEC. In 1933, baseball became one of the first sports in which the SEC crowned a champion. The league did not sponsor teams in 1945 and 1946 due to World War II.

The SEC standings below include all regular-season games from 1933-2007, with SEC Tournament games counting in 1993 and 1994.

All-Time SEC Standings

Team	Years	Games	Won	Lost	Tied	Pct.
Florida	71	1351	804	545	2	.596
Alabama	73	1468	828	637	3	.565
Miss. State	73	1423	788	634	1	.554
South Carolina	16	453	249	203	1	.551
LSU	73	1434	779	654	4	.545
Auburn	73	1403	757	646	3	.541
Arkansas	16	455	226	229	0	.496
Tennessee	65	1295	623	671	1	.481
Ole Miss	73	1385	656	727	2	.474
Georgia	73	1408	664	743	1	.472
Kentucky	68	1351	569	774	8	.424
Vanderbilt	61	1267	474	784	9	.377

All-Time Records

Team	Years	Games	Won	Lost	Tied	Pct.
Miss. State	117	3556	2257	1271	28	.639
Alabama	114	3607	2258	1326	23	.629
South Carolina	116	3478	2130	1331	17	.615
Arkansas	85	2893	1757	1130	6	.608
Auburn	73	2794	1689	1099	6	.606
Florida	93	3425	2054	1347	24	.603
LSU	112	3458	2057	1379	22	.598
Georgia	120	3398	1933	1443	22	.572
Tennessee	98	3043	1732	1297	14	.571
Ole Miss	107	3092	1752	1320	20	.570
Vanderbilt	109	3366	1814	1520	32	.544
Kentucky	97	2927	1569	1333	25	.540



2008 SEC Baseball Tournament

The Southeastern Conference Baseball Tournament returns for a 11th straight year to Regions Park in the south-Birmingham city of Hoover, Ala., May 21-25.

The SEC Tournament will follow an eight-team double elimination tournament that is modeled after the College World Series. The tournament field includes the top teams from the SEC's Eastern and Western Divisions plus six at-large bids based on conference winning percentage.

The eight teams are seeded 1-8 with the two divisional champions guaranteed of the top two seeds. Last season, Vanderbilt defeated Arkansas 7-4 to claim their first SEC Tournament since 1980. Regions Park serves as home of the Double-A Birmingham Barons (Chicago White Sox) of the Southern League. The stadium also serves as a home field to the nationally renowned Hoover Buccaneer high school football program.

Located eight miles south of Birmingham, Regions Park is regarded by many sports experts as one of the best of its kind in the nation. It seats 10,800 for baseball, but can accommodate over 16,000 when the patio, banquet and side grassy areas are used. The stadium also houses 12 suites and state-of-the-art dressing and training rooms. Wireless internet access was added in 2004, concourse and signage renovation was done in 2005 and a second-level pressbox expansion, new stadium seating and an exterior facelift in 2007 completed a \$4.5 million renovation project. A new video scoreboard is set to be added for 2008.

The 2007 SEC Baseball Tournament, held in Hoover, Ala. drew nearly 90,000 fans. Four times time in the last six years the tournament has surpassed the six-digit mark in total attendance. The 2002 SEC Baseball Tournament total attendance of 124,440 was the largest total in tourney history. The championship game pulled in 13,023 and was the second largest title game crowd in tournament history. It was also the third largest single game attendance in tourney history at the time. The 2003 SEC Baseball Tournament total attendance of 122,393 was the second largest total in tourney history, barely behind the 2002 event. New session and per game average records were also set in 2003.

Tickets for the 2008 tournament are \$100 for reserved box seats, \$17 for a single-game reserved seat, \$60 for a Dr Pepper Six-Pack general admission book, and \$12 for a single-game general admission.

The SEC athletic directors recently decided to extend, for five years, the SEC's contract to hold the baseball tournament at Regions Park. The Southeastern Conference will keep its baseball tournament in suburban Birmingham through 2011 with the newly signed deal.

SEC Tournament Seeding: The two division champions shall be automatically seeded number one and number two based on winning percentage in conference competition. The rest shall be seeded numbers three through eight based on winning percentage without regard to division. Ties will be broken in the following manner:

1. **Two-Team Tie:** When two teams are tied for a finish, the following procedure will be used (in the following order until the tie is broken):
A. Won-lost results of head-to-head competition between the two tied teams.

B. If they are divisional opponents:

1. Won-lost percentage within their division (over the 15-game SEC division schedule).

2. Won-lost percentage of the two teams versus the No. 1 team in their division (and proceeding through the No. 6 team, if necessary).

C. If two teams are not divisional opponents:

1. Won-lost record of the two teams versus the No. 1 seed using common opponents only (and proceeding through the No. 8 seed, if necessary).

2. Coin flip by the Commissioner.

2. **Three-Team Tie (or more):** When three or more teams are tied for a finish, the following procedure will be used (in descending order until the tie is broken): Once the tie has been reduced to two teams, the two-team tiebreaker procedure as stated in No. 1 above will be used.

A. If all three teams are common opponents: Total won-lost percentage of games played among the tied teams.

B. Won-lost percentage of the tied teams versus the No. 1 seed and proceeding through the No. 8 seed, if necessary, using common opponents only.

C. If three or more teams still are tied, the Commissioner will conduct a draw.



2008 Tournament Bracket

Wednesday, May 23

Game 1	10 a.m.	#7 Seed vs. #2 Seed [CSS]
Game 2	1 p.m.	#6 Seed vs. #3 Seed [CSS]
Game 3	5 p.m.	#1 Seed vs. #8 Seed [CSS]
Game 4	8 p.m.	#4 Seed vs. #5 Seed [CSS]

Thursday, May 24

Game 5	10 a.m.	Loser Game 1 vs. Loser Game 2 [CSS]
Game 6	1 p.m.	Loser Game 3 vs. Loser Game 4 [CSS]
Game 7	5 p.m.	Winner Game 1 vs. Winner Game 2 [CSS]
Game 8	8 p.m.	Winner Game 3 vs. Winner Game 4 [CSS]

Friday, May 25

Game 9	3 p.m.	Winner Game 5 vs. Loser Game 7 [FSN]
Game 10	6:30 p.m.	Winner Game 6 vs. Loser Game 8 [FSN]

Saturday, May 26

Game 11	10 a.m.	Winner Game 7 vs. Winner Game 9 [FSN]
Game 12	1:30 p.m.	Winner Game 8 vs. Winner Game 10 [FSN]
Game 13*	5 p.m.	Winner Game 11 vs. Loser Game 11 [CSS]
Game 14*	8:30 p.m.	Winner Game 12 vs. Loser Game 12 [CSS]

Sunday, May 27

Game 15*	3 p.m.	Winner Game 13 vs. Winner Game 14 [FSN]
----------	--------	---

* - Game 13 will be necessary if the winner of Game 9 also wins Game 11.

* - Game 14 will be necessary if the winner of Game 10 also wins Game 12.

If Game 13 is not necessary, Game 14 would start at 5:00 p.m.

* - If both bracket winners are undefeated, there will be no 5:00 p.m. or 8:30 p.m. games on Saturday and the championship game would be Game 13.

All Times are Central

The second and third games each day will begin 30 minutes following the previous game, but no earlier than the designated start time.

2008 Stadium Information


Regions Park (Capacity: 10,800)
Hoover, Ala.

Field Dimensions

Foul Lines	340
Power Alleys	385
Center	405
Playing Surface	Natural Grass
Year Built	1988



BASEBALL



OPPONENTS



2008 SEASON



2008 Arkansas Opponents

WRIGHT STATE • SOUTHEAST MISSOURI STATE • KANSAS

Wright State

Fayetteville, Ark. • Baum Stadium
Friday, Feb. 22 • 3:05 p.m.
Saturday, Feb. 23 • 1:05 p.m.
Sunday, Feb. 24 • 12:05 p.m.

Team Information

Location:	Dayton, Ohio
Enrollment:	16,729
Nickname:	Raiders
Conference:	Horizon League
Colors:	Hunter Green & Gold
President:	Dr. David Hopkins
Athletic Director:	Dr. Michael Cusack
Stadium (Capacity):	Nischwitz Stadium (750)
Dimensions (L-R):	330-377-400-377-330
2007 Overall Record:	36-22
2007 Conference Record:	21-9
2007 NCAA Tournament:	DNQ
Head Coach:	Rob Cooper (4th Year)
Alma Mater/Year:	Miami/1994
Overall Record:	94-82
Record at School:	Same
Assistant Coaches:	Greg Lovelady Kyle Geswein Garret Holleran
Baseball Office Phone:	(937) 775-3667
Baseball SID:	Greg Campbell
SID Office Phone:	(937) 775-4687
SID Fax:	(937) 775-2368
SID E-mail:	greg.campbell@wright.edu
Website:	www.wsraiders.com
Press Box Phone:	(937) 602-0326
Starters Returning/Lost:	6/3
Starting Pitchers Returning/Lost:	2/3
Letterman Returning/Lost:	16/14
Top Returnees:	Jeremy Hamilton, 1B Justin Parker, SS Scott Ruthven, RHP
Last Meeting:	First Meeting



Rob Cooper
Head Coach



Justin Parker
Shortstop

Southeast Missouri St.

Fayetteville, Ark. • Baum Stadium
Tuesday, Feb. 26 • 3:05 p.m.

Team Information

Location:	Cape Girardeau, Mo.
Enrollment:	10,655
Nickname:	Redhawks
Conference:	Ohio Valley
Colors:	Red & Black
President:	Dr. Kenneth W. Dobbins
Athletic Director:	Don Kaverman
Stadium (Capacity):	Capaha Field (2,000)
Dimensions (L-R):	335-400-335
2007 Overall Record:	32-24
2007 Conference Record:	20-10
2007 NCAA Tournament:	DNQ
Head Coach:	Mark Hogan (14th Year)
Alma Mater/Year:	SE Missouri State/1977
Overall Record:	772-579-3
Record at School:	387-322-1
Assistant Coaches:	Jeff Dodson Chris Cafalone J.C. Field
Baseball Office Phone:	(573) 651-0200
Baseball SID:	Tyler Koonce
SID Office Phone:	(573) 651-2294
SID Fax:	(573) 651-28110
SID E-mail:	trkoonce1s@semo.edu
Website:	www.gosoutheast.com
Press Box Phone:	(573) 651-9139
Starters Returning/Lost:	4/4
Pitchers Returning/Lost:	9/6
Letterman Returning/Lost:	17/11
Top Returnees:	Jim Klocke, C Matt Wagner, 1B Dustin Renfrow, RHP
Last Meeting:	May 11, 2003 at Baum Stadium (SEMO, 4-3)



Mark Hogan
Head Coach



Jim Klocke
Catcher

Kansas

Fayetteville, Ark. • Baum Stadium
Wednesday, Feb. 27 • 3:05 p.m.

Team Information

Location:	Lawrence, Kan.
Enrollment:	29,613
Nickname:	Jayhawks
Conference:	Big 12
Colors:	Crimson & Blue
Chancellor:	Dr. Robert Hemenway
Athletic Director:	Lew Perkins
Stadium (Capacity):	Hoglund Ballpark (2,500)
Dimensions (L-R):	330-392-330
2007 Overall Record:	28-30
2007 Conference Record:	9-17 (9th)
2007 NCAA Tournament:	DNQ
Head Coach:	Ritch Price (6th Year)
Alma Mater/Year:	Willamette/1978
Overall Record:	390-360-2
Record at School:	173-142-1
Assistant Coaches:	Ryan Graves Kevin Tucker Kevin Frady
Baseball Office Phone:	(785) 864-7907
Baseball SID:	Mike Cummings
SID Office Phone:	(785) 864-3575
SID E-mail:	mtc@ku.edu
Website:	www.kuathletics.com
Press Box Phone:	(785) 864-4037
Starters Returning/Lost:	7/2
Pitchers Returning/Lost:	9/2
Letterman Returning/Lost:	22/8
Top Returnees:	John Allman, OF Robby Price, 2B Andrew Esquibel, RHP
Last Meeting:	May 11, 2003 at Baum Stadium (UA, 2-1)



Ritch Price
Head Coach



John Allman
Outfielder

BASEBALL

2008 Arkansas Opponents

LOUISIANA TECH • TEXAS A&M • OHIO STATE

Louisiana Tech

College Station, Texas • Olsen Field
Friday, Feb. 29 • 12:30 p.m. (Cox)

Team Information

Location:	Ruston, La.
Enrollment:	11,500
Nickname:	Bulldogs
Conference:	Western Athletic
Colors:	Red & Blue
President:	Dr. Dan Reneau
Athletic Director:	Jim Oakes
Stadium (Capacity):	J.C. Love Field (3,000)
Dimensions (L-R):	315-370-385-340-325
2007 Overall Record:	35-24
2007 Conference Record:	14-10 (3rd)
2007 NCAA Tournament:	DNQ
Head Coach:	Wade Simoneaux (6th year)
Alma Mater/Year:	Nicholls State/1984
Overall Record:	123-160-1
Record at School:	Same
Assistant Coaches:	Brian Rountree Fran Andermann Dr. David Szymanski
Baseball Office Phone:	(318) 257-4111 (ext. 236)
Baseball SID:	Wes Todd
SID Office Phone:	(318) 257-3144
SID Fax:	(318) 257-3757
SID E-mail:	wtodd@latech.edu
Website:	www.latechsports.com
Press Box Phone:	(318) 257-3144
Starters Returning/Lost:	6/3
Starting Pitchers Returning/Lost:	3/1
Letterman Returning/Lost:	22/8
Top Returnees:	Luke Burnett, RHP Jericho Jones, OF/RHP Ryan Rupert, RHP
Last Meeting:	Feb. 25, 2006 at Baum Stadium (UA, 10-2)



Wade Simoneaux
Head Coach



Luke Burnett
RHP

Texas A&M

College Station, Texas • Olsen Field
Saturday, March 1 • 6:30 p.m. (Cox)

Team Information

Location:	College Station, Texas
Enrollment:	46,612
Nickname:	Aggies
Conference:	Big 12
Colors:	Maroon & White
Interim President:	Dr. Eddie J. Davis
Athletic Director:	Bill Byrne
Stadium (Capacity):	Olsen Field (7,053)
Dimensions (L-R):	330-375-400-375-330
2007 Overall Record:	48-19
2007 Conference Record:	13-13 (5th)
2007 NCAA Tournament:	1st NCAA College Station Regional (3-1) Runner-Up NCAA Houston Super Regional (0-2)
Head Coach:	Rob Childress
Alma Mater/Year:	Northwood/1990
Overall Record:	73-49
Record at School:	Same
Assistant Coaches:	Matt Deggs Jeremy Talbot Andy Sawyers
Baseball Office Phone:	(979) 845-4810
Baseball SID:	Matt Simon
SID Office Phone:	(979) 845-3239
SID Fax:	(979) 845-0564
SID E-mail:	matts@athletics.tamu.edu
Website:	www.aggieathletics.com
Press Box Phone:	(979) 458-3604
Starters Returning/Lost:	6/3
Pitchers Returning/Lost:	13/6
Letterman Returning/Lost:	18/12
Top Returnees:	Blake Stouffer, UT Luke Anders, DH Scott Migl, RHP
Last Meeting:	Feb. 29, 2004 at Olsen Field College Station, Texas (TAMU, 9-7)



Rob Childress
Head Coach



Blake Stouffer
Utility

Ohio State

College Station, Texas • Olsen Field
Saturday, March 2 • 11 a.m. (Cox)

Team Information

Location:	Columbus, Ohio
Enrollment:	51,818
Nickname:	Buckeyes
Conference:	Big Ten
Colors:	Scarlet & Gray
President:	Gordon Gee
Athletic Director:	Eugene Smith
Stadium (Capacity):	Bill Davis Stadium (4,450)
Dimensions (L-R):	330-370-400-370-330
2007 Overall Record:	38-24
2007 Conference Record:	15-15 (6th)
2007 NCAA Tournament:	3rd NCAA College State Regional (1-2)
Head Coach:	Bob Todd
Alma Mater/Year:	Missouri/1971
Overall Record:	801-409-2
Record at School:	925-491-2
Assistant Coaches:	Greg Cypret Eric Parker Peter Jenkins
Baseball Office Phone:	(614) 292-1075
Baseball SID:	Jerry Emig
SID Office Phone:	(614) 688-0343
SID Fax:	(614) 292-8547
SID E-mail:	emig.2@osu.edu
Website:	www.ohiostatebuckeyes.com
Press Box Phone:	(614) 292-0021 or 0024
Starters Returning/Lost:	4/4
Pitchers Returning/Lost:	9/3
Letterman Returning/Lost:	21/10
Top Returnees:	Justin Miller, 1B/C JB Shuck, LF Dan DeLucia, LHP
Last Meeting:	First Meeting



Bob Todd
Head Coach



Justin Miller
First Base/Catcher

2008 Arkansas Opponents

SOUTH DAKOTA STATE • SIENA • ARIZONA STATE

South Dakota State

Fayetteville, Ark. • Baum Stadium
Tuesday, March 4 • 3:05 p.m.
Wednesday, March 5 • 3:05 p.m.

Team Information

Location:	Brookings S.D.
Enrollment:	11,706
Nickname:	Jacksrabbits
Conference:	The Summit League
Colors:	Yellow & Blue
President:	Dr. David Chicoine
Athletic Director:	Dr. Fred Oien
Stadium (Capacity):	Erv Huether Field (1,000)
Dimensions (L-R):	330-375-400-375-330
2007 Overall Record:	34-19
2007 Conference Record:	N/A
2007 NCAA Tournament:	DNQ
Head Coach:	Reggie Christiansen (4th Year)
Alma Mater/Year:	Menlo/1998
Overall Record:	74-96
Record at School:	95-115
Assistant Coaches:	Aaron Swick Ritchie Price Matt Bowman
Baseball Office Phone:	(605) 688-5027
Baseball SID:	Jason Hove
SID Office Phone:	(605) 688-4623
SID Fax:	(605) 688-5999
SID E-mail:	jason.hove@sdstate.edu
Website:	www.gojacks.com
Press Box Phone:	(605) 695-1827
Starters Returning/Lost:	7/3
Pitchers Returning/Lost:	4/4
Letterman Returning/Lost:	16/10
Top Returnees:	Tyson Fisher, 1B Tim Hanigan, CF Nick Adams, RF Caleb Thielbar, RHP
Last Meeting:	First Meeting



Reggie Christiansen
Head Coach



Tyson Fisher
First Base

Siena

Fayetteville, Ark. • Baum Stadium
Friday, March 7 • 6:35 p.m.
Saturday, March 8 • 12:05 p.m.
Sunday, March 9 • 12:05 p.m.

Team Information

Location:	Loudonville, N.Y.
Enrollment:	2,900
Nickname:	Saints
Conference:	Metro Atlantic Athletic
Colors:	Green & Gold
President:	Rev. Kevin J. Mullen, O.F.M.
Athletic Director:	John D'Argenio
Stadium (Capacity):	Siena Field (500)
Dimensions (L-R):	330-380-400-380-310
2007 Overall Record:	12-33
2007 Conference Record:	10-13 (7th)
2007 NCAA Tournament:	DNQ
Head Coach:	Tony Rossi (39th Year)
Alma Mater/Year:	SUNY Brockport/1965
Overall Record:	619-737-6 (.456)
Record at School:	Same
Assistant Coaches:	Clint McAuley Idris Liasu Drew Pearce
Baseball Office Phone:	(518) 786-5044
Baseball SID:	Jason Rich
SID Office Phone:	(518) 783-2411
SID Fax:	(518) 783-2992
SID E-mail:	jrich@siena.edu
Website:	www.sienasaints.com
Press Box Phone:	(518) 542-7240
Starters Returning/Lost:	8/0
Pitchers Returning/Lost:	9/6
Letterman Returning/Lost:	22/8
Top Returnees:	Jake Willis, 3B Chris Klepps, SS Matt Moberg, LHP
Last Meeting:	First Meeting



Tony Rossi
Head Coach



Jake Willis
Third Base

Arizona State

Tempe, Ariz. • Packard Stadium
Tuesday, March 11 • 4:30 p.m.
Wednesday, March 12 • 4:30 p.m.

Team Information

Location:	Tempe, Ariz.
Enrollment:	63,278
Nickname:	Sun Devils
Conference:	Pacific-10
Colors:	Maroon & Gold
President:	Michael Crow
Athletic Director:	Lisa Love
Stadium (Capacity):	Packard Stadium (3,879)
Dimensions (L-R):	338-368-395-368-338
2007 Overall Record:	49-15
2007 Conference Record:	19-5 (1st)
2007 NCAA Tournament:	1st NCAA Tempe Regional (3-0) 1st NCAA Tempe Super Regional (2-0) T5th NCAA College World Series (1-2)
Head Coach:	Pat Murphy (14th Year)
Alma Mater/Year:	Florida Atlantic/1982
Overall Record:	902-428-4
Record at School:	529-257-1
Assistant Coaches:	Andy Stankiewicz Josh Holliday
Baseball Office Phone:	(480) 965-3677
Baseball SID:	Randy Policar
SID Office Phone:	(480) 965-6592
SID Fax:	(480) 965-5408
SID E-mail:	randy.policar@asu.edu
Website:	www.thesundevils.com
Press Box Phone:	(480) 727-7253
Starters Returning/Lost:	4/4
Pitchers Returning/Lost:	5/8
Letterman Returning/Lost:	14/17
Top Returnees:	Ike Davis, 1B/LHP Brett Wallace, 3B Josh Satow, LHP
Last Meeting:	May 21, 1998 at Eck Stadium Wichita, Kan. (ASU, 5-4)



Pat Murphy
Head Coach



Josh Satow
LHP

BASEBALL

2008 Arkansas Opponents

GEORGIA • NEBRASKA • LSU

Georgia

Fayetteville, Ark. • Baum Stadium
Friday, March 14 • 6:35 p.m.
Saturday, March 15 • 12:05 p.m.
Sunday, March 16 • 12:05 p.m.

Team Information

Location:	Athens, Ga.
Enrollment:	33,959
Nickname:	Bulldogs
Conference:	Southeastern Division
Colors:	Black & White
Chancellor:	Dr. James C. Hogg
Athletic Director:	Dan McCarroll
Stadium (Capacity):	7,000
Dimensions (L-R):	335-403-395-400-325
2007 Overall Record:	32-27
2007 Conference Record:	14-13 (4th)
2007 NCAA Tournament:	2nd 2007 NCAA Tempe Regional (2-2)
Head Coach:	Mike Anderson (6th year)
Alma Mater/Year:	Georgia/1991
Overall Record:	206-159 (6th Year)
Record at School:	Same
Assistant Coaches:	Jason Eller Brady Wiederhold Justin Holmes
Baseball Office Phone:	(706) 542-7971
Baseball SID:	Christopher Lakos
SID Office Phone:	(706) 542-1621
SID Fax:	(706) 542-7993
SID E-mail:	clakos@sports.uga.edu
Website:	www.georgiadogs.com
Press Box Phone:	(706) 542-6161/6162
Starters Returning/Lost:	5/4
Pitchers Returning/Lost:	11/4
Letterman Returning/Lost:	20/8
Top Returnees:	Joshua Fields, RHP Gordon Beckham, SS Stephen Dodson, RHP
Last Meeting:	April 22, 2007 at Foley Field Athens, Ga. (UA, 9-3)



David Perno
Head Coach



Gordon Beckham
Shortstop

Nebraska

Lincoln, Neb. • Hawks Field
Tuesday, March 18 • 1 p.m.
Wednesday, March 19 • 1 p.m.

Team Information

Location:	Lincoln, Neb.
Enrollment:	22,000
Nickname:	Cornhuskers or Huskers
Conference:	Big 12
Colors:	Scarlet & Cream
Chancellor:	Harvey Perlman, J.D.
Athletic Director:	Tom Osborne
Stadium (Capacity):	Hawks Field (8,486)
Dimensions (L-R):	335-403-395-400-325
2007 Overall Record:	32-27
2007 Conference Record:	14-13 (4th)
2007 NCAA Tournament:	2nd 2007 NCAA Tempe Regional (2-2)
Head Coach:	Mike Anderson (6th Year)
Alma Mater/Year:	Northern Colorado/1990
Overall Record:	214-100
Record at School:	Same
Assistant Coaches:	Dave Bingham Eric Newman Nate Thompson
Baseball Office Phone:	(402) 472-2269
Baseball SID:	Shamus McKnight
SID Office Phone:	(402) 472-7772
SID Fax:	(402) 472-2005
SID E-mail:	smcknight@huskers.com
Website:	www.huskers.com
Press Box Phone:	(402) 434-6861
Starters Returning/Lost:	6/3
Pitchers Returning/Lost:	5/9
Letterman Returning/Lost:	13/14
Top Returnees:	Jeff Tezak, INF Craig Corriston, INF Johnny Dorn, RHP
Last Meeting:	March 15, 2000 at Baum Stadium (NU, 10-3)



Mike Anderson
Head Coach



Johnny Dorn
RHP

LSU

Baton Rouge, La. • Alex Box Stadium
Friday, March 21 • 7 p.m. (Cox)
Saturday, March 22 • 3 p.m.
Sunday, March 23 • 1 p.m. (Cox)

Team Information

Location:	Baton Rouge, La.
Enrollment:	29,317
Nickname:	Tigers
Conference:	SEC (Western Division)
Colors:	Purple & Gold
Chancellor:	Sean O'Keefe
Athletic Director:	Skip Bertman
Stadium (Capacity):	Alex Box Stadium (7,760)
Dimensions (L-R):	330-365-405-365-330
2007 Overall Record:	29-26-1
2007 Conference Record:	12-17-1 (5th West)
2007 NCAA Tournament:	DNQ
Head Coach:	Paul Mainieri
Alma Mater/Year:	Florida International/1980
Overall Record:	893-518-5
Record at School:	29-26-1
Assistant Coaches:	Terry Rooney Cliff Godwin Javi Sanchez
Baseball Office Phone:	(225) 578-4148
Baseball SID:	Bill Franques
SID Office Phone:	(225) 578-2527
SID Fax:	(225) 578-7126
SID E-mail:	wfranqu@lsu.edu
Website:	www.lsusports.net
Press Box Phone:	(225) 578-4149
Starters Returning/Lost:	10/7
Pitchers Returning/Lost:	8/7
Letterman Returning/Lost:	18/15
Top Returnees:	Jared Bradford, RHP Blake Dean, OF Michael Hollander, INF
Last Meeting:	May 6, 2007 at Baum Stadium (LSU, 5-3)



Paul Mainieri
Head Coach



Jared Bradford
RHP

2008 Arkansas Opponents

CENTENARY • VANDERBILT • MISSOURI STATE

Centenary

Fayetteville, Ark. • Baum Stadium
Tuesday, March 25 • 6:35 p.m.
Wednesday, March 26 • 3:05 p.m.

Team Information

Location:	Shreveport, La.
Enrollment:	905
Nickname:	Gents
Conference:	Mid-Continent
Colors:	Maroon & White
President:	Dr. Kenneth L. Schwab
Athletic Director:	Dr. Thomas Tallach
Stadium (Capacity):	Shehee Stadium (1,400)
Dimensions (L-R):	315-370-380-365-340
2007 Overall Record:	28-31
2007 Conference Record:	9-11 (4th)
2007 NCAA Tournament:	DNQ
Head Coach:	Ed McCann (10th year)
Alma Mater/Year:	SE Oklahoma State/1977
Overall Record:	200-302
Record at School:	Same
Assistant Coaches:	Mike Diaz Pat Holmes Jeff Poulin
Baseball Office Phone:	(318) 869-5095
Baseball SID:	Tony Black
SID Office Phone:	(318) 841-7260
SID Fax:	(318) 869-5128
SID E-mail:	ablack@centenary.edu
Website:	www.gocentenary.com
Press Box Phone:	(318) 751-3380
Starters Returning/Lost:	5/3
Pitchers Returning/Lost:	6/5
Letterman Returning/Lost:	16/8
Top Returnees:	Dakota Robinson, LHP/INF Teddy Saenz, RHP Cameron Penney, INF
Last Meeting:	March 22, 2006 at Baum Stadium (UA, 8-5)



Ed McCann
Head Coach



Dakota Robinson
INF/OF

Vanderbilt

Nashville, Tenn. • Charles Hawkins Field
Friday, March 28 • 6 p.m.
Saturday, March 29 • 2 p.m.
Sunday, March 30 • 1 p.m.

Team Information

Location:	Nashville, Tenn.
Enrollment:	6,378
Nickname:	Commodores
Conference:	SEC (Eastern Division)
Colors:	Black & Gold
President:	Nicholas S. Zeppos
Athletic Director:	Kevin Colon
Stadium (Capacity):	Charles Hawkins Field (2,027)
Dimensions (L-R):	310-375-400-375-330
2007 Overall Record:	54-13
2007 Conference Record:	22-8 (1st SEC)
2007 NCAA Tournament:	2nd NCAA Nashville Regional (2-2)
Head Coach:	Tim Corbin (6th year)
Alma Mater/Year:	Ohio Wesleyan/1984
Overall Record:	304-246
Record at School:	Same
Assistant Coaches:	Derek Johnson Erik Bakich Blake Allen
Baseball Office Phone:	(615) 322-4127
Baseball SID:	Thomas Samuel
SID Office Phone:	(615) 343-0020
SID Fax:	(615) 343-7064
SID E-mail:	thomas.samuel@vanderbilt.edu
Website:	www.vucommodores.com
Press Box Phone:	(615) 320-0436
Starters Returning/Lost:	8/1
Pitchers Returning/Lost:	4/8
Letterman Returning/Lost:	16/13
Top Returnees:	Pedro Alvarez, 3B Dominic de la Osa, OF Ryay Flaherty, SS
Last Meeting:	May 27, 2006 at Region Park Hoover, Ala. (VU, 7-4)



Tim Corbin
Head Coach



Pedro Alvarez
Third Baseman

Missouri State

Springfield, Mo. • Hammons Field
Tuesday, April 1 • 7 p.m.
Fayetteville, Ark. • Baum Stadium
Wednesday, April 30 • 6:35 p.m.

Team Information

Location:	Springfield, Mo.
Enrollment:	21,407
Nickname:	Bears
Conference:	Missouri Valley
Colors:	Maroon & White
President:	Dr. Michael T. Nietzel
Athletic Director:	Bill Rowe
Stadium (Capacity):	Hammons Field (8,000)
Dimensions (L-R):	315-400-330
2007 Overall Record:	23-34
2007 Conference Record:	7-17 (8th)
2007 NCAA Tournament:	DNQ
Head Coach:	Keith Guttin (26th year)
Alma Mater/Year:	Missouri-St. Louis/1978
Overall Record:	865-536
Record at School:	Same
Assistant Coaches:	Brent Thomas Paul Evans Jamie Sheetz
Baseball Office Phone:	(417) 836-5242
Baseball SID:	Ben Adamson
SID Office Phone:	(417) 836-5402
SID Fax:	(417) 836-4868
SID E-mail:	benadamson@missouristate.edu
Website:	www.missouristatebears.com
Press Box Phone:	(417) 863-0395 (ext. 3070)
Starters Returning/Lost:	5/3
Pitchers Returning/Lost:	6/5
Letterman Returning/Lost:	17/10
Top Returnees:	Tim Clubb, RHP Kyle Paul, C Nolan Keane, OF
Last Meeting:	April 18, 2007 at Hammons Field Springfield, Mo. (UA, 16-2)



Keith Guttin
Head Coach



Kyle Paul
Catcher

2008 Arkansas Opponents

MISSISSIPPI VALLEY STATE • AUBURN • ORAL ROBERTS

Mississippi Valley St.

Fayetteville, Ark. • Baum Stadium
Wednesday, April 2 • 6:35 p.m.

Team Information

Location:	Itta Bena, Miss.
Enrollment:	4,040
Nickname:	Delta Devils
Conference:	Southwest Athletic
Colors:	Forest Green & Red
President:	Dr. Lester C. Newman
Athletic Director:	Lonza Hardy, Jr.
Stadium (Capacity):	Magnolia Field (1,000)
Dimensions (L-R):	N/A
2007 Overall Record:	19-36
2007 Conference Record:	14-10 (1st East)
2007 NCAA Tournament:	DNQ
Head Coach:	Doug Shanks
Alma Mater/Year:	Liberty/1990
Overall Record:	178-246
Record at School:	Same
Assistant Coaches:	Aaron Stevens Sim Shanks Terry Smith
Baseball Office Phone:	(662) 254-3834
Baseball SID:	Rodney Mosley
SID Office Phone:	(662) 254-3011
SID Fax:	(662) 254-3639
SID E-mail:	rmosley@yahoo.com
Website:	www.mvsubaseball.edu
Press Box Phone:	N/A
Starters Returning/Lost:	2/8
Pitchers Returning/Lost:	4/5
Letterman Returning/Lost:	10/7
Last Meeting:	First Meeting
Top Returnees:	TBD

Auburn


Fayetteville, Ark. • Baum Stadium
Friday, April 4 • 6:35 p.m.
Saturday, April 5 • 2:05 p.m.
Sunday, April 6 • 1:05 p.m.

Team Information

Location:	Auburn, Ala.
Enrollment:	24,137
Nickname:	Tigers
Conference:	SEC (Western Division)
Colors:	Burnt Orange & Navy Blue
Interim President:	Dr. Ed Richardson
Athletic Director:	Jay Jacobs
Stadium (Capacity):	Plainsman Park (4,096)
Dimensions (L-R):	315-335-385-385-331
2007 Overall Record:	31-25
2007 Conference Record:	10-20 (6th West)
2007 NCAA Tournament:	DNQ
Head Coach:	Tom Slater (4th year)
Alma Mater/Year:	VMI/1990
Overall Record:	137-185
Record at School:	87-85
Assistant Coaches:	Bill Mosiello Butch Thompson Scott Sullivan
Baseball Office Phone:	(334) 844-4975
Baseball SID:	Dan Froehlich
SID Office Phone:	(334) 844-9803
SID Fax:	(334) 844-9807
SID E-mail:	froehdp@auburn.edu
Website:	www.auburntigers.com
Press Box Phone:	(334) 844-4138
Starters Returning/Lost:	4/5
Pitchers Returning/Lost:	7/5
Letterman Returning/Lost:	15/12
Top Returnees:	Mike Bianucci, INF/OF Luke Greinke, UT Paul Burnside, RHP
Last Meeting:	April 29, 2007 at Plainsman Park Auburn, Ala. (UA, 8-1)



Tom Slater
Head Coach



Mike Bianucci
INF/OF

Oral Roberts

Fayetteville, Ark. • Baum Stadium
Tuesday, April 8 • 6:35 p.m.
Tulsa, Okla. • J.L. Johnson Stadium
Tuesday, April 15 • 7 p.m.

Team Information

Location:	Tulsa, Okla.
Enrollment:	5,500
Nickname:	Golden Eagles
Conference:	Mid-Continent
Colors:	Navy Blue, Vegas Gold & White
Chancellor:	Oral Roberts
President:	Dr. Richard Roberts
Athletic Director:	Mike Carter
Stadium (Capacity):	J.L. Johnson Stadium (2,418)
Dimensions (L-R):	330-400-330
2007 Overall Record:	40-17
2007 Conference Record:	19-1 (1st)
2007 NCAA Tournament:	NCAA Wichita Regional (4th, 0-2)
Head Coach:	Rob Walton (5th year)
Alma Mater/Year:	Oklahoma State/1986
Overall Record:	173-64
Record at School:	Same
Assistant Coaches:	Ryan Folmar Ryan Neill
Baseball Office Phone:	(918) 495-7130
Baseball SID:	Cliff Martin
SID Office Phone:	(918) 495-7102
SID Fax:	(918) 495-7142
SID E-mail:	clmartin@oru.edu
Website:	www.orugoldeneagles.com
Press Box Phone:	(918) 495-7165
Starters Returning/Lost:	5/4
Starting Pitchers Returning/Lost:	2/3
Letterman Returning/Lost:	9/15
Top Returnees:	Brendan Duffy, OF Jerry Sullivan, RHP Kelly Minissale, OF
Last Meeting:	March 27, 2007 at J.L. Johnson Tulsa, Okla. (ORU, 5-3)



Rob Walton
Head Coach



Jerry Sullivan
RHP

2008 Arkansas Opponents

FLORIDA • TENNESSEE • NORTHERN COLORADO

Florida

Gainesville, Fla. • McKethan Stadium
Friday, April 11 • 5:35 p.m.
Saturday, April 12 • 3 p.m.
Sunday, April 13 • 12 p.m.

Team Information

Location:	Gainesville, Fla.
Enrollment:	51,520
Nickname:	Gators
Conference:	SEC (Eastern Division)
Colors:	Orange & Blue
President:	Dr. J. Bernard Machen
Athletic Director:	Jeremy Foley
Stadium (Capacity):	McKethan Stadium at Perry Field (5,500)
Dimensions (L-R):	329-365-400-375-325
2007 Overall Record:	29-30
2007 Conference Record:	15-15 (3rd East)
2007 NCAA Tournament:	DNQ
Head Coach:	Jerry O'Sullivan
Alma Mater/Year:	Virginia/1991
Overall Record:	First Year
Record at School:	Same
Assistant Coaches:	Craig Bell Brad Weitzel Don Norris
Baseball Office Ph:	(352) 375-4683 (ext. 4457)
Baseball Office Fax:	(352) 375-7807
Baseball SID:	John Hines
SID Office Phone:	(352) 375-4683 (ext. 6130)
SID E-mail:	johnh@gators.uaa.ufl.edu
Website:	www.gatorzone.com
Press Box Ph:	(352) 375-4683 (ext. 4355, 4356)
Starters Returning/Lost:	4/5
Pitchers Returning/Lost:	11/4
Letterman Returning/Lost:	25/10
Top Returnees:	Cole Figueroa, INF Avery Barnes, INF/OF Kyle Mullaney, RHP
Last Meeting:	April 15, 2007 at Baum Stadium (UA, 10-7)



Kevin O'Sullivan
Head Coach



Cole Figueroa
Infielder

Tennessee

Fayetteville, Ark. • Baum Stadium
Friday, May 18 • 6:35 p.m. (CST)
Saturday, May 19 • 2:05 p.m.
Sunday, May 20 • 12:05 p.m.

Team Information

Location:	Knoxville, Tenn.
Enrollment:	27,308
Nickname:	Volunteers
Conference:	SEC (Eastern Division)
Colors:	Orange & White
President:	Dr. John D. Peterson
Athletic Director:	Mike Hamilton
Stadium (Capacity):	Lindsey Nelson Stadium (TBA Renovations)
Dimensions (L-R):	320-360-404-358-330
2007 Overall Record:	34-25
2007 Conference Record:	13-15 (4th East)
2007 NCAA Tournament:	DNQ
Head Coach:	Todd Raleigh (1st year)
Alma Mater/Year:	Western Carolina, 1991
Overall Record:	257-209
Record at School:	First Year
Assistant Coaches:	Bradley LeCroy Fred Corral Nate Headley
Baseball Office Phone:	(865) 974-2057
Baseball SID:	Tom Satkowiak
SID Office Phone:	(865) 974-4947
SID Fax:	(865) 974-1269
SID E-mail:	tsatkowi@tennessee.edu
Website:	www.utsports.com
Press Box Phone:	(865) 974-3376
Starters Returning/Lost:	5/3
Pitchers Returning/Lost:	8/4
Letterman Returning/Lost:	12/6
Top Returnees:	Jeff Lockwood, 1B/LHP Yan Gomes, C/1B Andy Simunic, INF/OF
Last Meeting:	April 1, 2007 at Lindsay Nelson Stadium, Knoxville, Tenn. (UA, 11-7)



Todd Raleigh
Head Coach



Andy Simunic
INF/OF

Northern Colorado

Fayetteville, Ark. • Baum Stadium
Tuesday, April 22 • 6:35 p.m.
Wednesday, April 23 • 1:05 p.m.

Team Information

Location:	Greeley, Colo.
Enrollment:	10,831
Nickname:	Bears
Conference:	Independent
Colors:	Blue & Gold
President:	Kay Norton
Athletic Director:	Jay S. Hinrichs
Stadium (Capacity):	Jackson Field (1,500)
Dimensions (L-R):	348-370-416-430-356
2007 Overall Record:	16-35
2007 Conference Record:	N/A
2007 NCAA Tournament:	DNQ
Head Coach:	Kevin Smallcomb (6th year)
Alma Mater/Year:	Cal State-Sacramento/1985
Overall Division-I Record:	122-143
Record at School:	Same
Assistant Coaches:	Ryan Strain Chris Johns
Baseball Office Phone:	(970) 351-1714
Baseball SID:	Heather Kennedy
SID Office Phone:	(970) 351-1065
SID Fax:	(970) 351-1995
SID E-mail:	Kyle.Schwartz@unco.edu
Website:	www.UNCBears.com
Press Box Phone:	(970) 351-2522
Starters Returning/Lost:	6/4
Pitchers Returning/Lost:	8/4
Letterman Returning/Lost:	17/10
Top Returnees:	Kevin Sandberg, INF Tyler Pearson, RHP Adam Symons, INF
Last Meeting:	April 4, 2007 at Baum Stadium (UA, 9-7)



Kevin Smallcomb
Head Coach



Tyler Pearson
RHP

BASEBALL

2008 Arkansas Opponents

OLE MISS • ALABAMA • SOUTH CAROLINA

Ole Miss

Oxford, Miss. • Swayze Field
Friday, April 25 • 6:30 p.m.
Saturday, April 26 • 4 p.m.
Sunday, April 27 • 1 p.m.

Team Information

Location:	Oxford, Miss.
Enrollment:	17,325
Nickname:	Rebels
Conference:	SEC (Western Division)
Colors:	Cardinal Red & Navy Blue
Chancellor:	Dr. Robert C. Khayat
Athletic Director:	Pete Boone
Stadium (Capacity):	Oxford-University Stadium Swayze Field (5,000)
Dimensions (L-R):	330-360-390-360-330
2007 Overall Record:	40-25
2007 Conference Record:	16-14 (3rd West)
2007 NCAA Tournament:	1st NCAA Oxford Regional (3-0) 2nd NCAA Tempe Super Regional (0-2)
Head Coach:	Mike Bianco (8th year)
Alma Mater/Year:	LSU/1989
Overall Record:	382-228-1
Record at School:	282-157-1
Assistant Coaches:	Rob Reinstette Carl Lafferty Matt Mossberg
Baseball Office Phone:	(662) 915-6643
Baseball SID:	Bill Bunting
SID Office Phone:	(662) 915-7522
SID Fax:	(662) 915-7006
SID E-mail:	wbunting@olemiss.edu
Website:	www.OleMissSports.com
Press Box Phone:	(662) 915-7858
Starters Returning/Lost:	5/4
Pitchers Returning/Lost:	8/3
Letterman Returning/Lost:	18/12
Top Returnees:	Jordan Henry, OF Lancy Lynn, RHP Cody Satterwhite, RHP
Last Meeting:	May 19, 2007 at Baum Stadium (UM, 5-0)



Mike Bianco
Head Coach



Lance Lynn
RHP

Alabama

Fayetteville, Ark. • Baum Stadium
Friday, May 2 • 6:35 p.m. (Cox)
Saturday, May 3 • 2:05 p.m.
Sunday, May 4 • 1:05 p.m.

Team Information

Location:	Tuscaloosa, Ala.
Enrollment:	25,580
Nickname:	Crimson Tide
Conference:	SEC (Western Division)
Colors:	Crimson & White
President:	Dr. Robert E. Witt
Athletic Director:	Mal Moore
Stadium (Capacity):	Sewell-Thomas Stadium (6,118)
Dimensions (L-R):	325-365-400-365-325
2007 Overall Record:	31-26
2007 Conference Record:	15-15 (4th West)
2007 NCAA Tournament:	DNQ
Head Coach:	Jim Wells (14th year)
Alma Mater/Year:	Northwestern State/1981
Overall Record:	747-361
Record at School:	553-272
Assistant Coaches:	Mitch Gaspard B.J. Green Dax Norris
Baseball Office Phone:	(205) 348-4029
Baseball SID:	Barry Allen
SID Office Phone:	(205) 348-6084
SID Fax:	(205) 348-8841/8840
SID E-mail:	ballen@ia.ua.edu
Website:	www.rolltide.com
Press Box Phone:	(205) 348-4927
Starters Returning/Lost:	5/4
Pitchers Returning/Lost:	7/6
Letterman Returning/Lost:	16/7
Top Returnees:	Alex Avila, INF/DH Miers Quigley, LHP Matt Bentley
Last Meeting:	May 23, 2007 at Regions Park Hoover, Ala. (Arkansas, 6-0)



Jim Wells
Head Coach



Alex Avila
Infielder/DH

South Carolina

Fayetteville, Ark. • Baum Stadium
Friday, May 9 • 6:35 p.m.
Saturday, May 10 • 2:05 p.m.
Sunday, May 11 • 12:05 p.m.

Team Information

Location:	Columbia, S.C.
Enrollment:	27,065
Nickname:	Gamecocks
Conference:	SEC (Eastern Division)
Colors:	Garnet & Black
President:	Dr. Andrew Sorensen
Athletic Director:	Eric Hyman
Stadium (Capacity):	Sarge Frye Field (6,000)
Dimensions (L-R):	320-360-390-360-320
2007 Overall Record:	46-20
2007 Conference Record:	17-13 (2nd East)
2007 NCAA Tournament:	1st NCAA Columbia Regional (3-0) 2nd NCAA Chapel Hill Super Regional (1-2)
Head Coach:	Ray Tanner
Alma Mater/Year:	North Carolina St./1980
Overall Record:	895-393-3
Record at School:	500-220
Assistant Coaches:	Mark Calvi Monte Lee Sammy Esposito
Baseball Office Phone:	(803) 777-7830
Baseball SID:	Andrew Kitick
SID Office Phone:	(803) 777-5257
SID Fax:	(803) 777-2967
SID E-mail:	kitick@gwm.sc.edu
Website:	www.gamecocksonline.com
Press Box Phone:	(803) 777-6648
Starters Returning/Lost:	6/3
Pitchers Returning/Lost:	8/5
Letterman Returning/Lost:	17/12
Top Returnees:	Justin Smoak, 1B James Darnell, INF Phil Disher, C/DH
Last Meeting:	May 26, 2007 at Regions Park Hoover, Ala. (UA, 3-2)



Ray Tanner
Head Coach



Justin Smoak
First Base

2008 Arkansas Opponents

MISSISSIPPI STATE • TRAVEL PLANS

Mississippi State

Starkville, Miss. • Dudy Noble Field
Thursday, May 15 • 6:30 p.m.
Friday, April 16 • 6:30 p.m.
Saturday, May 17 • 3 p.m. (FSN)

Team Information

Location:	Starkville, Miss.
Enrollment:	17,039
Nickname:	Bulldogs
Conference:	SEC (Western Division)
Colors:	Maroon & White
President:	Dr. Robert H. "Doc" Foglesong
Athletic Director:	Larry Templeton
Stadium (Capacity):	Dudy Noble Field, Polk-Dement Stadium (15,000)
Dimensions (L-R):	330-376-390-374-326
2007 Overall Record:	38-22
2007 Conference Record:	15-13 (2nd West)
2007 NCAA Tournament:	1st NCAA Tallahassee Regional (3-0) 1st NCAA Starkville Super Regional (2-0)
Head Coach:	Ron Polk (29th year)
Alma Mater/Year:	Grand Canyon/1965
Overall Record:	1,350-669-2
Record at School:	1,116-557-2
Assistant Coaches:	Russ McNickle Tommy Raffo Wade Hedges
Baseball Office Phone:	(662) 325-3597
Baseball SID:	Joe Dier
SID Office Phone:	(662) 325-8040
SID Fax:	(662) 325-3600
SID E-mail:	jbdier@athletics.msstate.edu
Website:	www.MStateAthletics.com
Press Box Phone:	(662) 325-3776
Starters Returning/Lost:	4/5
Pitchers Returning/Lost:	9/3
Letterman Returning/Lost:	20/10
Top Returnees:	Brandon Turner, SS Chad Crosswhite, RHP Justin Pigott, LHP
Last Meeting:	April 8, 2007 at Baum Stadium (UA, 9-3)



Ron Polk
Head Coach



Brandon Turner
Shortstop

2008 Travel Plans

Dominos Pizza Classic

Feb. 28 - Mar. 2

Hotel:	Hilton
Address:	801 University Drive College Station, TX 77840
Phone Number:	(979) 693-7500
Transportation:	Charter Plane

Arizona State - March 10-12

Hotel:	Marriott Courtyard Tempe Downtwon
Address:	601 South Ash Ave. Tempe, AZ 85281
Phone Number:	(480) 966-2800
Transportation:	Charter Plane

Nebraska - March 17-19

Hotel:	Embassy Suites
Address:	1040 P Street Lincoln, NE 68508
Phone Number:	(408) 474-1144
Transportation:	To: Bus / To LSU: Charter Plane

LSU - March 20-23

Hotel:	Embassy Suites
Address:	4914 Constitution Ave. Baton Rouge, LA 70808
Phone Number:	(225) 927-2816
Transportation:	Charter Plane

Vanderbilt - March 27-30

Hotel:	Embassy Suites
Address:	1811 Broadway Nashville, TN 37203
Phone Number:	(318) 686-0880
Transportation:	To: Charter Plane / Home: Bus

Florida - April 10-13


Hotel:	Hilton Garden Inn
Address:	4075 SW 33rd Place Gainesville, FL 32608
Phone Number:	(352) 338-1466
Transportation:	Charter Plane

Ole Miss - April 24-27

Hotel:	Hampton Inn
Address:	110 Heritage Drive Oxford, MS 38655
Phone Number:	(662) 232-2442
Transportation:	Charter Bus

Mississippi State - May 13-17

Hotel:	Comfort Suites
Address:	801 Russell St. Starkville, MS 39759
Phone Number:	(662) 324-9595
Transportation:	Charter Plane





Records

Arkansas All-Time Year-by-Year

RAZORBACKS YEAR-BY-YEAR AND ALL-TIME COACHING RECORDS

RECORDS

Year	Overall				Conference			Coach
	W	L	T	Pct.	W	L	Pct.	
1897	2	4	0	.333				None Appointed
1901	5	1	0	.833				None Appointed
1902	2	7	0	.222				None Appointed
1903	6	2	0	.750				None Appointed
1905	5	4	0	.556				None Appointed
1908	18	5	0	.783				Hugo Bezdek
1909	12	5	0	.705				Hugo Bezdek
1910	12	8	0	.600				Hugo Bezdek
1911	9	5	0	.791				Hugo Bezdek
1912	7	8	0	.467				Hugo Bezdek
1913	13	6	0	.684				Hugo Bezdek
1914	14	5	0	.737				E. T. Pickering
1915	19	7	0	.731				E. T. Pickering
1916	10	5	0	.667				T. T. McConnell
1919	5	3	0	.625				Claude Watts
1920	3	3	0	.500				Claude Watts
1922	0	6	0	.000	0	6	.000	Norman Coyle
1923	5	11	0	.313	2	5	.286	Francis Schmidt
1924	3	11	0	.214	0	8	.000	Francis Schmidt
1925	5	11	0	.313	1	11	.083	Francis Schmidt
1926	4	13	0	.235	1	10	.091	Francis Schmidt
1927	8	5	0	.615				Francis Schmidt
1928	7	6	0	.538				Francis Schmidt
1929	6	7	0	.461				Francis Schmidt
(Baseball Discontinued 1930-46)								
1947	4	8	0	.333				Deke Brackett
1948	12	9	0	.571				Deke Brackett
1949	7	5	0	.538				Deke Brackett
1950	6	6	0	.500				Bill Ferrell
1951	10	7	0	.588				Bill Ferrell
1952	6	9	0	.400				Bill Ferrell
1953	7	11	0	.388				Bill Ferrell
1954	5	16	0	.238				Bill Ferrell
1955	11	11	0	.500				Bill Ferrell
1956	14	6	0	.700				Bill Ferrell
1957	6	7	0	.462				Bill Ferrell
1958	8	10	0	.444				Bill Ferrell
1959	6	8	0	.429				Bill Ferrell
1960	14	9	0	.609				Bill Ferrell
1961	9	8	0	.529				Bill Ferrell
1962	13	7	0	.650				Bill Ferrell
1963	13	10	0	.565				Bill Ferrell
1964	8	10	0	.444				Bill Ferrell
1965	3	14	0	.176				Bill Ferrell
1966	4	16	0	.200				Wayne Robbins
1967	15	14	0	.517				Wayne Robbins
1968	13	11	0	.541				Wayne Robbins
1969	18	10	0	.643				Wayne Robbins
1970	19	13	0	.594				Norm DeBriyn
1971	23	18	1	.560				Norm DeBriyn
1972	16	16	0	.500				Norm DeBriyn
1973	23	7	1	.758				Norm DeBriyn
1974	22	21	0	.512	9	15	.375	Norm DeBriyn
1975	20	22	0	.476	8	14	.364	Norm DeBriyn
1976	31	15	1	.670	12	12	.500	Norm DeBriyn
1977	33	18	0	.647	14	10	.583	Norm DeBriyn

Year	Overall				Conference			Coach
	W	L	T	Pct.	W	L	Pct.	
1978	31	13	0	.705	18	6	.750	Norm DeBriyn
1979	49	15	0	.766	19	5	.792	Norm DeBriyn
1980	44	22	0	.667	15	8	.652	Norm DeBriyn
1981	31	21	0	.596	12	9	.571	Norm DeBriyn
1982	40	15	2	.719	13	8	.619	Norm DeBriyn
1983	44	21	0	.677	13	8	.619	Norm DeBriyn
1984	40	16	0	.714	12	9	.571	Norm DeBriyn
1985	51	15	0	.773	13	7	.650	Norm DeBriyn
1986	43	17	0	.717	15	6	.714	Norm DeBriyn
1987	51	16	1	.757	17	4	.810	Norm DeBriyn
1988	39	23	0	.629	12	9	.571	Norm DeBriyn
1989	51	16	0	.761	17	4	.810	Norm DeBriyn
1990	47	15	0	.758	16	5	.762	Norm DeBriyn
1991	40	22	0	.645	10	11	.476	Norm DeBriyn
1992	31	26	0	.544	10	13	.436	Norm DeBriyn
1993	33	26	0	.559	11	16	.407	Norm DeBriyn
1994	30	27	0	.526	13	13	.500	Norm DeBriyn
1995	38	23	0	.623	13	15	.448	Norm DeBriyn
1996	39	20	0	.661	15	15	.500	Norm DeBriyn
1997	36	20	0	.643	15	14	.517	Norm DeBriyn
1998	38	21	0	.644	13	14	.481	Norm DeBriyn
1999	42	23	0	.646	22	8	.733	Norm DeBriyn
2000	24	30	0	.444	8	20	.286	Norm DeBriyn
2001	27	29	0	.482	11	19	.367	Norm DeBriyn
2002	35	28	0	.556	13	14	.481	Norm DeBriyn
2003	35	22	0	.614	14	16	.467	Dave Van Horn
2004	45	24	0	.652	19	11	.633	Dave Van Horn
2005	39	22	0	.639	13	17	.433	Dave Van Horn
2006	39	21	0	.650	18	12	.600	Dave Van Horn
2007	43	21	0	.672	18	12	.600	Dave Van Horn

Team Records - Season

All-Time Record/Seasons:	1,754-1,130-6 (.608)/85
All-Time Conference Record/Seasons:	
	Southeastern Conference - 226-229 (.497)/16
	Southwest Conference - 249-190 (.567)/23
	Combined - 475-419 (.531)/39

Razorback All-Time Head Coaching Records

Coach	W	L	T	Pct.	Tenure (Yrs.)
None	20	18	0	.527	1897-1905 (23)
Hugo Bezdek	81	37	0	.704	1908-13 (6)
E. T. Pickering	23	12	0	.657	1914-15 (2)
T. T. McConnell	10	5	0	.667	1916 (1)
Claude Watts	8	6	0	.571	1919-20 (2)
Norman Coyle	0	6	0	.000	1922 (0)
Francis Schmidt	38	64	0	.373	1923-29 (7)
Deke Brackett	23	22	0	.511	1947-49 (3)
Bill Ferrell	139	149	0	.483	1950-65 (16)
Wayne Robbins	50	51	0	.495	1966-69 (4)
Norm DeBriyn	1,161	650	6	.640	2002 (33)
Dave Van Horn	201	110	0	.646	2003-Present
Totals	1,754	1,130	6	.608	



Arkansas Team Records

RAZORBACKS TEAM BATTING RECORDS

TEAM BATTING

Batting Average

Season:

Rank	Total	Year/Games
1.	.341	1997 / 56
2.	.334	1984 / 56
3.	.326	1987 / 68
4.	.325	1990 / 62
5.	.321	1985 / 66
6.	.316	1998 / 59
7.	.313	1996 / 59
8.	.3123	1982 / 57
9.	.3122	1981 / 52
10.	.309	1973 / 28

At Bats

Game: 67, Texas A&M - 5/5/89

Season:

Rank	Total	Year / Games	Avg./Gm
1.	2402	2004 / 69	34.81
2.	2339	1999 / 65	35.985
3.	2273	1987 / 68	33.43
4.	2233	1989 / 67	33.33
5.	2203	2007 / 64	34.42
6.	2192	1985 / 66	33.21
7.	2187	2002 / 63	34.71
8.	2123	1996 / 59	35.983
9.	2119	2005 / 61	34.73
10.	2118	1997 / 56	37.82

Runs

Inning: 12, ORU (6th) - 4/20/93

Game: 33, SW Baptist - 3/21/84

Season:

Rank	Total	Year / Games	Avg./Gm
1.	589	1997 / 56	10.52
2.	575	1987 / 68	8.46
3.	543	1985 / 66	8.23
4.	529	1999 / 65	8.14
5.	498	1998 / 59	8.44
6.	482	1988 / 62	7.77
7.	481	2007 / 64	7.52
8.	477	1996 / 59	8.08
9.	466	1989 / 67	8.96
10.	457	1986 / 60	7.62

Hits

Game: 32, SW Baptist - 3/21/84

Season:

Rank	Total	Year / Games	Avg./Gm
1.	740	1987 / 68	10.88
2.	723	1997 / 56	12.91
3.	705	1999 / 65	10.85
4.	704	1985 / 66	10.66
5.	697	2004 / 69	10.10
6.	686	1989 / 67	10.24
7.	666	1998 / 59	11.29
8.	655	1996 / 59	11.10
9.	643	2005 / 61	10.54
10.	642	1995 / 61	10.52

Doubles

Game: 11, Texas Tech - 4/13/85

Season:

Rank	Total	Year / Games	Avg./Gm
1.	172	1987 / 68	2.53
2.	168	1997 / 56	3.00
3.	153	1999 / 65	2.35
4.	142	1998 / 59	2.41
	142	1989 / 67	2.12
6.	139	1985 / 66	2.11
7.	135	2007 / 64	2.11
8.	133	2005 / 61	2.18
9.	127	1996 / 59	2.15
10.	126	2004 / 69	1.83

Triples

Game: 5, Three times, last vs. Memphis - 2/20/87

Season:

Rank	Total	Year / Games	Avg./Gm
1.	40	1979 / 64	.325
2.	38	1994 / 57	.667
	38	1987 / 68	.559
	38	1983 / 65	.585
5.	35	1989 / 67	.522
	35	1980 / 66	.530
7.	34	1993 / 59	.576
	34	1990 / 62	.548
	34	1984 / 56	.607
10.	34	1985 / 66	.515

Home Runs

Game: 8, ORU - 4/12/05

Season:

Rank	Total	Year / Games	Avg./Gm
1.	84	1999 / 65	1.29
2.	80	1997 / 56	1.43
3.	75	2007 / 64	1.17
4.	74	1985 / 66	1.15
5.	71	1998 / 59	1.20
6.	70	1987 / 68	1.03
7.	64	2006 / 60	1.07
	64	1988 / 62	1.03
9.	57	1980 / 66	0.86
10.	54	1986 / 60	0.90

RBI

Game: 30, South Carolina - 3/30/97

Season:

Rank	Total	Year / Games	Avg./Gm
1.	525	1997 / 56	9.38
2.	498	1987 / 68	7.32
3.	473	1999 / 65	7.28
4.	470	1985 / 66	7.12
5.	459	1998 / 59	7.78
6.	433	2007 / 64	6.77
7.	420	1996 / 59	7.12
8.	417	1988 / 62	6.73
9.	416	1986 / 60	6.93
10.	405	1989 / 67	6.04



Danny Hamblin bashed a career-high three home runs on April 12, 2005, at Oral Roberts as the Razorbacks set a school record with eight home runs in the game as a team.





ARKANSAS

Arkansas Team Records

RAZORBACKS TEAM PITCHING RECORDS

Walks

Game: 16, Northwest Missouri State - 3/4/85;
UTSA - 2/11/96; Alabama - 5/5/06

Season:

Rank	Total	Year / Games	Avg./Gm
1.	361	1985 / 66	5.47
2.	355	1987 / 68	5.22
3.	325	1999 / 65	5.00
4.	309	1990 / 62	4.98
5.	304	2004 / 69	4.41
6.	301	1988 / 62	4.85
7.	290	1983 / 65	4.46
	290	1989 / 67	4.33
9.	288	2007 / 64	4.50
10.	280	1992 / 57	4.91

Total Bases

Season:

Rank	Total	Year / Games	Avg./Gm
1.	1198	1987 / 68	17.62
2.	1189	1997 / 56	21.23
3.	1133	1985 / 66	17.17
4.	1124	1999 / 65	17.29
5.	1047	1998 / 59	17.75
6.	1012	1989 / 67	15.10
7.	1008	2007 / 64	15.75
7.	1004	2004 / 69	14.55
8.	985	1988 / 62	15.89
9.	972	1980 / 66	14.73
10.	969	1990 / 62	15.63

Strikeouts

Game: 25, Auburn - 5/19/94

Season:

Rank	Total	Year / Games	Avg./Gm
1.	482	2007 / 64	7.53
2.	462	2002 / 63	7.33
3.	455	2007 / 60	7.58
4.	454	2006 / 60	7.57
5.	451	2004 / 69	6.54
6.	441	1999 / 65	6.78
7.	400	1994 / 57	7.02
8.	386	2005 / 61	6.33
9.	374	1998 / 59	6.34
10.	370	2003 / 57	6.49

Stolen Bases

Game: 12, Central Missouri St. - 2/28/92

Season:

Rank	Total	Year / Games	Avg./Gm
1.	155	1983 / 65	2.38
2.	142	1982 / 57	2.49
3.	136	1999 / 65	2.09
4.	133	1995 / 61	2.18
5.	123	1987 / 68	1.81
6.	119	1994 / 57	2.09
7.	117	1990 / 62	1.89
8.	115	1993 / 59	1.95
	115	1989 / 67	1.72
10.	112	2004 / 69	1.62
	112	1992 / 57	1.96

Slugging Percentage

Season:

Rank	Total	Year / Games
1.	.561	1997 / 56
2.	.527	1987 / 68
3.	.517	1985 / 66
4.	.504	1984 / 56
5.	.496	1998 / 59
6.	.488	1988 / 62
7.	.486	1990 / 62
8.	.485	1986 / 60
9.	.481	1999 / 65
10.	.480	1980 / 66

Sacrifice Hits

Season:

Rank	Total	Year / Games
1.	48	2004 / 69
2.	45	1995 / 61
	45	1982 / 57
4.	44	1987 / 68
5.	42	1976 / 47
6.	39	2006 / 60
7.	38	2007 / 64
	38	2003 / 57
	38	1992 / 57
10.	37	2002 / 63

Sacrifice Flies

Season:

Rank	Total	Year / Games
1.	42	1995 / 61
2.	40	1986 / 60
3.	37	1991 / 62
	37	1989 / 67
5.	34	2007 / 64
	34	2004 / 69

7.	32	2005 / 61
	32	1988 / 62
9.	31	1998 / 59
	31	1987 / 68

Hit By Pitch

Season:

Rank	Total	Year / Games
1.	107	2007 / 64
2.	94	2003 / 57
3.	90	1999 / 65
4.	89	2002 / 63
5.	74	2005 / 61
6.	72	2000 / 64
7.	68	2004 / 69
	68	1998 / 59
9.	61	2001 / 56
	61	1996 / 59

TEAM PITCHING

Innings Pitched

Game: 17.0, Auburn - 5/19/94

Season:

Rank	Total	Year / Games
1.	621.1	2004 / 69
2.	578.0	1999 / 65
3.	576.0	1989 / 67
4.	567.1	1987 / 68
5.	569.0	2007 / 64
6.	565.0	2002 / 63
7.	546.1	1986 / 60
8.	540.1	2005 / 61
9.	536.1	1995 / 61
10.	536.0	2006 / 60



Duke Welker posted a 7-5 record with a 3.59 ERA and 80 strikeouts in 97.2 innings of work in 2007. He was a second-round draft pick of the Pittsburgh Pirates in the MLB Draft.





Arkansas Team Records

RAZORBACKS TEAM BATTING & PITCHING RECORDS

ERA (Lowest)

Rank	Total	Year / Games
1.	2.74	1976 / 47
2.	2.84	1977 / 51
3.	2.96	1971 / 41
4.	3.00	1982 / 57
	3.00	1968 / 28
6.	3.02	1979 / 64
7.	3.18	1973 / 31
8.	3.38	1989 / 67
9.	3.46	1978 / 44
10.	3.59	1991 / 62

ERA (Highest)

Rank	Total	Year / Games
1.	6.27	2000 / 54
2.	6.20	1997 / 56
3.	5.90	1992 / 57
4.	5.43	1988 / 62
5.	5.28	1998 / 59
6.	5.12	1999 / 65
7.	5.05	1994 / 57
8.	4.75	1995 / 61
9.	4.64	2001 / 56
10.	4.56	1985 / 66

Strikeouts

Game: 17, at Long Beach State - 3/5/99 & South Carolina - 5/24/07

Season:

Rank	Total	Year / Games	Avg./Gm
1.	565	2007 / 64	8.83
2.	554	1999 / 65	8.63
3.	506	1995 / 61	8.49
4.	496	1987 / 68	7.87
5.	495	1989 / 67	7.73
6.	480	1998 / 59	8.30
7.	453	2006 / 60	7.62
8.	448	2004 / 69	6.49
9.	434	1996 / 59	7.48
10.	432	1993 / 59	7.77

Walks

Game: 14, Oklahoma St. - 4/4/89

Season:

Rank	Total	Year / Games	Avg./Gm
1.	315	1987 / 68	5.00
2.	314	1988 / 62	5.56
3.	297	1999 / 65	4.62
4.	295	1994 / 57	5.13
5.	290	1985 / 66	4.78
6.	287	1980 / 66	5.16
7.	275	1979 / 64	4.91
8.	264	1995 / 61	4.43
9.	263	2000 / 54	4.97
10.	254	1982 / 57	5.11

Runs Allowed

Game: 25, Oklahoma State - 1948

Season:

Rank	Total	Year / Games	Avg./Gm
1.	416	2000 / 54	7.86
2.	405	1997 / 56	7.44
3.	397	1999 / 65	6.18



Jess Todd fanned 128 in 2007, which is tied for the third-most in a single season at Arkansas. He led the Diamond Hogs' squad that set the school record with 565 strikeouts as a team.

4.	366	1998 / 59	6.33
5.	355	1994 / 57	6.18
6.	353	1992 / 57	6.60
7.	348	1988 / 62	6.16
8.	344	1987 / 68	5.46
9.	339	2004 / 69	4.91
10.	337	1995 / 61	5.66

Earned Runs Allowed

Season:

Rank	Total	Year / Games	Avg./Gm
1.	338	1997 / 56	6.21
2.	332	2000 / 54	6.27
3.	329	1999 / 65	5.12
4.	316	1992 / 67	5.90
5.	307	1988 / 62	5.43
6.	305	1998 / 57	5.28
7.	290	1994 / 57	5.05
8.	283	1995 / 61	4.75
9.	281	1987 / 68	4.46
10.	277	2002 / 63	4.41
	277	1985 / 66	4.56

Hits Allowed

Season:

Rank	Total	Year / Games	Avg./Gm
1.	686	2004 / 69	9.93
2.	624	2002 / 63	9.94
3.	590	1987 / 68	9.36
4.	581	1997 / 56	10.67
5.	579	1999 / 65	9.02
6.	568	2000 / 54	10.73
7.	567	1985 / 66	9.34
8.	562	1994 / 57	9.78
9.	557	2003 / 57	9.76
10.	552	2005 / 61	9.19

Complete Games

Season:

Rank	Total	Year / Games
1.	34	1980 / 66
2.	32	1979 / 64

3.	30	1982 / 57
4.	29	1974 / 43
5.	27	1976 / 47
6.	21	1981 / 52
7.	18	1973 / 31
8.	16	1984 / 56
9.	15	1970 / 32
	15	1992 / 57

Shutouts

Season:

Rank	Total	Year / Games
1.	13	1977 / 51
2.	9	1976 / 47
	9	1978 / 44
	9	1979 / 64
	9	1980 / 66
6.	8	1986 / 60
7.	6	1982 / 57
	6	1989 / 67
10.	7	2007 / 64

Saves

Season:

Rank	Total	Year / Games
1.	19	2006 / 60
2.	17	1989 / 67
3.	16	1987 / 68
	16	2004 / 69
5.	15	1995 / 61
	15	1990 / 62
7.	14	2002 / 63
	14	1998 / 59
	14	1985 / 66
10.	13	2005 / 61
	13	1991 / 62

Consecutive Shutouts

4 - 1980 (March 15-16 - 2 DHs)



Arkansas Team Records

RAZORBACKS TEAM FIELDING RECORDS • ATTENDANCE RECORDS

TEAM FIELDING

Percentage

Season: .974 - 1989

Assists

Game: 24, Auburn - 5/19/94

Season: 721 - 1991

Putouts

Game: 51, Auburn - 5/19/94

Season: 1728 - 1989

Errors

Game: 7, Buena Vista - 1952; Kansas St. -

2/26/94; Auburn - 3/19/00; La. Tech - 3/20/01

Season: 115 - 1983

Double Plays

Game: 4, 17 times; last time at Georgia -

4/22/07

Season: 77 - 1985

Triple Plays

Game: 1, 2B Brett Harrison to SS Jim Ward to

1B Ralph Kraus vs. Texas (1983 SWC Tourn.);

2B Mark Burnett to SS Joe Jester to 1B Rodney

Nye vs. Auburn (SEC Tournament) - 5/17/98

TEAM MISCELLANEOUS

Longest Game

17 innings, Auburn - 5/19/94

Longest Game: Time

5:57, vs Texas A&M (16 inn) - 5/5/89

Most Runs: Both Teams

37, Arkansas 33, Southwest Baptist 4 -

3/21/84; Arkansas 30, South Carolina 7 -

3/30/97

Most Runners Left on Base

19, vs. Tennessee - 4/20/02

Most Wins: Season

51 - 1985, 1987, 1989

Most Losses, Season

30 - 2000

Most Consecutive Wins

18 - 2/7/96-3/5/96

Most Consecutive Losses

8 - 4/21/93-5/1/93; 3/24/00-4/9/00

Most Consecutive SEC Wins

10 - 3/21/99-4/11/99

Most Consecutive SEC Losses

18 - 3/12/00-4/28/00

Most Wins to Start Season

18 - 2/7/96-3/5/96

Most SEC Wins: Season

22 - 1999

Most Conference (SEC) Losses: Season

20 - 2000

ATTENDANCE

Home Game

(Regular Season - tickets sold)

10,727 vs. LSU - 5/5/07

Home Game

(Regular Season - actual)

10,581 vs. LSU - 5/5/07

Home Series (tickets sold)

30,564 vs. LSU (three dates) - 5/4/07 - 5/6/07

Home Series (actual)

29,931 vs. LSU (three dates) - 5/4/07 - 5/6/07

Home Total Season (tickets sold)

266,270 (33 dates) - 2007

Home Total Season (actual)

198,218 (33 dates) - 2007

Home Average Season (tickets sold)

8,069 (33 dates) - 2007 - *NCAA Record*

Home Average Season (actual)

6,007 (33 dates) - 2007

NCAA Postseason Game

10,027 vs. Florida State (NCAA Super Regional at Fayetteville, Ark.) - 6/12/04

Attendance: All Games

22,487 vs. Texas (College World Series) - 6/18/2004



Crowds filled Baum Stadium at a record pace once again in 2007 as the Razorbacks set a school record with 266,270 (8,069 per game) tickets sold and 198,218 (6,007) in actual attendance.





Arkansas Individual Records

RAZORBACKS INDIVIDUAL GAME, SEASON AND CAREER RECORDS

INDIVIDUAL BATTING

Games

Season: 68, Haas Pratt, Casey Rowlett - 2004

Career: 242, Kenderick Moore - 1992-96

Batting Average

Season: .425, Jeremy Jackson - 1997

Career: .377, Matt Erickson - 1995-97

At Bats

Game: 9, Scott Pose, Greg D'Alexander vs. Texas A&M - 5/5/89

Season: 269, Rodney Nye - 1999

Career: 940, Danny Hamblin - 2004-07

Runs

Game: 6, Todd Zacher vs. W. Michigan - 2/28/81; Jeremy Jackson vs. Northeastern (Okla.) State - 4/16/97

Season: 87, Eric Hinske - 1997

Career: 241, Ryan Lundquist - 1996-99

Hits

Game: 6, Jeff King vs. Houston - 4/14/84;

Kenderick Moore vs. Alabama - 5/20/95; Jason

McConnell vs. Vanderbilt - 3/16/97; Jeremy

Jackson vs. NE (Okla.) State - 4/16/97

Season: 97, Matt Erickson - 1996

Career: 288, Ryan Lundquist - 1996-99

Doubles

Game: 4, Rodney Nye vs. Louisiana Tech - 3/31/98

Season: 28, Jim Kremers - 1987

Career: 68, Ryan Lundquist - 1996-99

Triples

Game: 2, by many; last by Ryan Fox vs. Georgia - 4/6/03

Season: 12, Troy Eklund - 1989; Johnny Ray - 1979

Career: 20, Ty Bilderback - 1992-95

Home Runs

Game: 3, Greg Snowden vs. Rice - 1974;

Kevin McReynolds vs. TCU - 4/27/80; Scott

Epps vs. SMS - 4/30/92; Ryan Lundquist vs.

Central Missouri St. - 3/4/97; Rodney Nye at

South Carolina - 5/16/99; Danny Hamblin vs. ORU - 4/12/05

Season: 24, Ryan Lundquist - 1997

Career: 57, Danny Hamblin - 2004-07



Casey Coon proved to be a clutch hitter and run producer during his first campaign with the Razorbacks in 2007. He drove in 71 runs, which led the team, ranked third in the SEC and tied for the eighth-most in a single season in school history.

RBI

Game: 9, Ryan Lundquist vs. Central Missouri State - 3/4/97

Season: 82, Jeff King - 1985

Career: 232, Ryan Lundquist - 1996-99

Walks

Game: 5, Jim Kremers vs. Northwest Missouri State - 3/4/85; Jake Dugger vs. Alabama - 5/5/06

Season: 68, Scott Loseke - 1983

Career: 163, Jake Dugger - 2004-07

Strikeouts

Game: 5, Ty Bilderback, Jeff Parsons vs. Auburn - 5/19/94

Season: 73, Brian Kirby - 1999

Career: 235, Danny Hamblin - 2004-07

Stolen Bases

Game: 4, four times; last by Logan Forsythe vs. Ole Miss - 5/19/07

Season: 42, Scott Loseke - 1983

Career: 95, Kenderick Moore - 1992-96

Total Bases

Game: 15, Ryan Lundquist vs. Central Missouri State - 3/4/97

Season: 190, Ryan Lundquist - 1997

Career: 538, Ryan Lundquist - 1996-99

Extra Base Hits

Game: 4, Ralph Kraus vs. TCU - 4/19/85; Kirk

Piskor vs. Wis.-Oshkosh - 3/19/90; Greg

D'Alexander vs. Indiana St. - 4/1/90; Ryan

Lundquist vs. Central Missouri St. - 3/4/97;

Rodney Nye vs. La. Tech - 3/31/98; Danny

Hamblin at ORU - 4/12/05

Season: 50, Andy Skeels - 1987

Career: 131, Ryan Lundquist - 1996-99

Slugging Percentage

Season: .819, Ryan Lundquist - 1997

Career: .694, Jeff King - 1984-86

Hit By Pitch

Game: 3, Judd Kindle vs. Kansas St. -

3/10/03; Jack Welsh vs. Centenary - 3/1/00,

vs. Florida - 3/25/00

Season: 22, Joe Jester - 1999

Career: 52, Jack Welsh - 1997-2000

Sacrifice Hits

Game: 2, by many; last by Tim Smalling at Auburn - 4/29/07

Season: 11, Jeff Houck - 1992

Career: 36, Jeff Houck - 1990-93

Sacrifice Flies

Game: 2, nine times; last by Eric Hinske vs. Missouri Southern - 2/11/97

Season: 12, Greg D'Alexander - 1989

Career: 20, Greg D'Alexander - 1987-90





ARKANSAS

Arkansas Individual Records

RAZORBACKS INDIVIDUAL GAME, SEASON AND CAREER RECORDS

INDIVIDUAL PITCHING

Wins

Season: 13, Rich Erwin - 1979; Steve Krueger - 1980

Career: 34, Scott Tabor - 1979-82

Appearances

Season: 36, Phillip Stidham - 1989, 1991

Career: 105, Phillip Stidham - 1989-91

Innings Pitched

Game: 11.2, Charlie Corbell vs. Rice - 1983

Season: 124.0, Rich Erwin - 1979 & Nick Schmidt 2007

Career: 383.1, Charley Boyce - 2003-06

Strikeouts

Game: 17, Jess Todd vs. South Carolina (SEC Tournament) - 5/24/07

Season: 155, David Walling - 1999

Career: 345, Nick Schmidt - 2005-07

Walks

Game: 9, John Cebuhar vs. Missouri - 4/27/88; Steve Parker vs. Rice - 3/15/86

Season: 73, John Cebuhar - 1987

Career: 165, Barry Lunney - 1993-97

ERA

Season: 0.95, Phillip Stidham - 1990

Career: 1.62, Phillip Stidham - 1989-91

Saves

Season: 12, Tim Deitz - 1985; Phillip Stidham - 1989

Career: 33, Phillip Stidham - 1989-91

Games Started

Season: 19, Charley Boyce and Clint Brannon, 2004

Career: 55, Charley Boyce - 2003-06

Complete Games

Season: 11, Steve Krueger - 1979, 1980

Career: 28, Scott Tabor - 1979-82

INDIVIDUAL FIELDING

Putouts

Game: 19, Dave Patterson vs. Evansville - 1986

Season: 560, Dave Patterson - 1986

Career: 1,301, Danny Hamblin - 2004-07

Assists

Game: 9, Seven times, last by Nick Pitts vs. Kentucky - 3/28/03

Season, infielder: 195, Brett Harrison - 1983

Season, outfielder: 11, Jay Carpenter - 1988

Career: 539, Tim Thomas - 1989-92

Errors

Game: 4, Chris Shaddy vs. TCU - 4/27/80

Season: 28, Jason McConnell - 1996

Career: 57, Allen Williams - 1991-94

INDIVIDUAL MISCELLANEOUS

Longest Hit Streak

30 games, Randy Bobb - 1987

Consecutive Hits

10, Craig Gentry - 2005

Consecutive Steals

37, Chris Clark - 1994-97

Fewest Strikeouts (min. 200 AB)

6, Keith Longoria (202 AB) - 1982

Consecutive Strikeouts (start game)

9, Jess Todd - vs. South Carolina - 5/24/07

Consecutive Batters Retired

20, Tim Deitz vs. Texas A&M -1983; Richie Nye vs. Iowa State - 1996

Consecutive Scoreless Innings Pitched

29.0, David Walling - 1998

Fewest Walks: Season (min. 30 IP)

5, Jarrett Gardner (93.1 IP - 2003)

Fewest Hits: Season (min. 30 IP)

12, Bill Bakewell (31 IP), 1977

Fewest Runs, Season (min. 30 IP)

7, Bill Bakewell (31 IP), 1977

Fewest Earned Runs: Season (min. 30 IP)

4, Bill Bakewell (31 IP), 1977

Most Defeats: Season

10, Charley Boyce - 2005

Longest Relief Appearance

9.0 IP, Les Lancaster vs. Oral Roberts - 5/9/82

Best Winning Pct. by Pitcher (min. 10 decisions)

1.000, Steve Krueger (13-0) - 1980



Craig Gentry patrolled the Razorbacks' outfield in 2005 and 2006. He set the Arkansas record for most consecutive hits with 10 in 2005.



Arkansas Career Batting Records

RAZORBACKS INDIVIDUAL CAREER BATTING RECORDS

Games

Mark	Player	Years
1. 246	Danny Hamblin	2004-07
2. 242	Kenderick Moore	1992-96
3. 239	Jake Dugger	2004-07
4. 236	Jeff Houck	1990-93
5. 234	Don Thomas	1986-89
6. 232	Ryan Lundquist	1996-99
7. 228	Brian Kirby	1998-2001
8. 226	Ralph Kraus	1983-86
9. 223	Greg D'Alexander	1987-90
223	Troy Eklund	1986-89

Batting Average (300 AB)

Mark	Player	Years
1. .377	Matt Erickson	1995-97
2. .373	Dave Patterson	1985-86
3. .372	Jeff King	1984-86
4. .358	Andy Skeels	1986-87
5. .356	Randy Bobb	1987-88
6. .350	Jeff Hoefler	2000-01
7. .349	Mark Johnson	1990-91
8. .348	Ryan Hinske	1996-98
9. .343	Scott Loseke	1982-83
10. .342	Kit Pellow	1995-96
.342	Reggie Thomas	1980-81

At Bats

Mark	Player	Years
1. 940	Danny Hamblin	2004-07
2. 880	Kenderick Moore	1992-96
3. 874	Ryan Lundquist	1996-99
4. 863	Jake Dugger	2004-07
5. 776	Scott Hode	2002-05
6. 770	Jeff Houck	1990-93
7. 769	Allen Williams	1991-94
8. 766	Brian Kirby	1998-2001
9. 759	Jack Welsh	1997-2000
10. 750	Clay Goodwin	2002-05

Hits

Mark	Player	Years
1. 288	Ryan Lundquist	1996-99
2. 284	Danny Hamblin	2004-07
3. 282	Kenderick Moore	1992-96
4. 260	Matt Erickson	1995-97
5. 247	Allen Williams	1991-94
6. 245	Ralph Kraus	1983-86
7. 243	Greg D'Alexander	1987-90
8. 242	Jake Dugger	2004-07
9. 237	Jeff King	1984-86
10. 229	Jack Welsh	1997-2000

Singles

Mark	Player	Years
1. 209	Kenderick Moore	1992-96
2. 183	Matt Erickson	1995-97
3. 176	Jeff Houck	1990-93
4. 165	Jack Welsh	1997-2000
5. 163	Danny Hamblin	2004-07
6. 162	Jake Dugger	2004-07
7. 157	Clay Goodwin	2002-05
157	Ryan Lundquist	1996-99
9. 150	Allen Williams	1991-93
10. 149	Scott Hode	2002-05
149	Ralph Kraus	1983-86

Doubles

Mark	Player	Years
1. 68	Ryan Lundquist	1996-99
2. 62	Matt Erickson	1995-97
3. 61	Danny Hamblin	2004-07
4. 60	Allen Williams	1991-94
5. 58	Brian Kirby	1998-2001
58	Jim Kremers	1985-88
58	Ralph Kraus	1983-86
8. 56	Greg D'Alexander	1987-90
56	Jeff King	1984-86
10. 55	Eric Hinske	1996-98
55	John Hennell	1978-81

Triples

Mark	Player	Years
1. 20	Ty Bilderback	1992-95
2. 19	Allen Williams	1991-94
3. 18	Norm Roberts	1982-85
4. 17	Troy Eklund	1986-89
17	Ralph Kraus	1983-86
6. 15	Jason McConnell	1995-97
7. 14	Scott Epps	1989-92
14	Kevin McReynolds	1979-81
14	Johnny Ray	1978-79
10. 13	Kenderick Moore	1992-96
13	Bubba Carpenter	1988-91
13	John Hennell	1978-81

Home Runs

Mark	Player	Years
1. 57	Danny Hamblin	2004-07
2. 56	Ryan Lundquist	1996-99
3. 42	Jeff King	1984-86
4. 39	Brian Kirby	1998-2001
5. 35	Greg D'Alexander	1987-90
35	Rodney Nye	1998-99
7. 34	Jake Dugger	2004-07
8. 33	Ryan Fox	2001-03
33	Kevin McReynolds	1979-81
10. 32	Troy Eklund	1986-89

Slugging Percentage

Mark	Player	Years
1. .695	Jeff King	1984-86
2. .681	Andy Skeels	1986-87
3. .642	Kevin McReynolds	1979-81
4. .632	Rodney Nye	1998-99
5. .616	Ryan Lundquist	1996-99
6. .608	Eric Hinske	1996-98
7. .587	Norm Roberts	1982-85
8. .578	Greg D'Alexander	1987-90
9. .575	Kit Pellow	1995-96
10. .567	Kelly Zane	1987-88

Runs

Mark	Player	Years
1. 241	Ryan Lundquist	1996-99
2. 212	Jack Welsh	1997-2000
3. 204	Kenderick Moore	1992-96
5. 202	Danny Hamblin	2004-07
6. 193	Allen Williams	1991-94
7. 188	Matt Erickson	1995-97
8. 182	Jake Dugger	2004-07
182	Troy Eklund	1986-89
10. 178	Eric Hinske	1996-98
178	Jeff King	1984-86

RBI

Mark	Player	Years
1. 233	Ryan Lundquist	1996-99
2. 219	Danny Hamblin	2004-07
3. 204	Jeff King	1984-86
4. 184	Greg D'Alexander	1987-90
5. 180	Troy Eklund	1986-89
6. 173	Eric Hinske	1996-98
173	Jim Kremers	1985-88
8. 165	Brian Kirby	1998-2001
9. 159	Jake Dugger	2004-07
10. 153	Allen Williams	1991-94

Total Bases

Mark	Player	Years
1. 538	Ryan Lundquist	1996-99
2. 522	Danny Hamblin	2004-07
3. 443	Jeff King	1984-86
4. 416	Greg D'Alexander	1987-90
5. 400	Kenderick Moore	1992-96
400	Ralph Kraus	1983-86
7. 399	Allen Williams	1991-94
8. 394	Jake Dugger	2004-07
9. 388	Brian Kirby	1998-2001
10. 386	Troy Eklund	1986-89

Extra-Base Hits

Mark	Player	Years
1. 131	Ryan Lundquist	1996-99
2. 121	Danny Hamblin	2004-07
3. 110	Jeff King	1984-86
4. 98	Brian Kirby	1998-2001
5. 97	Allen Williams	1991-94
97	Greg D'Alexander	1987-90
7. 96	Ralph Kraus	1983-86
8. 93	Troy Eklund	1986-89
9. 91	Eric Hinske	1996-98
10. 88	Jim Kremers	1985-88

Stolen Bases

Mark	Player	Years
1. 95	Kenderick Moore	1992-96
2. 72	Scott Bridges	2002-05
3. 71	Allen Williams	1991-94
4. 68	Scott Pose	1987-89
5. 65	Jeff Houck	1990-93
6. 63	Jeff Parsons	1993-95
7. 57	Scott Loseke	1982-83
8. 50	Scott Bridges	2002-05
50	Jack Welsh	1997-2000
10. 49	Mark Johnson	1990-91

Walks

Mark	Player	Years
1. 163	Jake Dugger	2004-07
2. 156	Tim Thomas	1989-92
3. 129	Allen Williams	1991-94
4. 121	Danny Hamblin	2004-07
121	Bubba Carpenter	1988-91
6. 120	Jeff Houck	1990-93
7. 110	Scott Pose	1987-89
8. 106	Jeff Parsons	1993-95
9. 104	Jim Kremers	1985-88
104	Jeff King	1984-86
104	Ralph Kraus	1983-86

Strikeouts

Mark	Player	Years
1. 235	Danny Hamblin	2004-07
2. 224	Brian Kirby	1998-2001
3. 211	Jake Dugger	2004-07
4. 168	Ryan Lundquist	1996-99
5. 151	Ryan Fox	2001-03
6. 138	Jack Welsh	1997-2000
7. 137	Tim Thomas	1989-92
8. 132	Brian Walker	2005-07
9. 127	Scott Hode	2002-05
10. 126	Scott Bridges	2002-05

Sacrifice Hits

Mark	Player	Years
1. 36	Jeff Houck	1990-93
2. 22	Scott Hode	2002-05
3. 18	Scott Bridges	2002-05
18	Tim Thomas	1989-92
18	Don Thomas	1986-89
6. 17	Allen Williams	1991-94
7. 15	Jeff Parsons	1993-95
8. 14	Matt Erickson	1995-97
14	Ron Moore	1989-91
14	Scott Pose	1987-89

Sacrifice Flies

Mark	Player	Years
1. 20	Greg D'Alexander	1987-90
2. 18	Jeff King	1984-86
3. 16	Danny Hamblin	2004-07
4. 15	Kenderick Moore	1992-96
15	Allen Williams	1991-94
6. 13	Troy Eklund	1986-89
13	Jack Welsh	1997-2000
8. 12	Eric Hinske	1996-98
12	Kyle Harris	1992-94
12	Scott Hode	2002-05

Hit By Pitch

Mark	Player	Years
1. 52	Jack Welsh	1997-2000
2. 48	Ryan Lundquist	1996-99
3. 34	Kenderick Moore	1992-96
4. 33	Joe Jester	1997-99
5. 32	Brady Toops	2002-04
6. 29	Scott Bridges	2002-05
7. 28	Jake Dugger	2004-07
28	Michael Conner	2001-02
9. 26	Ryan Fox	2001-03
10. 23	Danny Hamblin	2004-07
23	Craig Gentry	2005-06
23	Nick Pitts	2000-2003

Arkansas Career Pitching Records

RAZORBACKS INDIVIDUAL CAREER PITCHING RECORDS

Appearances

	Mark	Player	Years
1.	105	Phillip Stidham	1989-91
2.	87	Charley Boyce	2003-06
3.	82	Rob Quarnstrom	1995-98
4.	78	Josh Merryman	2000-03
5.	71	Wes McCrotty	1998-2001
6.	64	Les Lancaster	1982-84
7.	63	Ryan Whitaker	1991-93
8.	62	Bobby Edwards	1987-88
9.	61	Brian McLelland	2004-07
	61	Barry Lunney	1993-97

Victories

	Mark	Player	Years
1.	34	Scott Tabor	1979-82
2.	30	Charley Boyce	2003-06
3.	28	Nick Schmidt	2005-07
	26	Dennis Fletcher	1986-89
5.	25	Brian Cook	1990-93
6.	24	Matt Carnes	1995-97
7.	23	Doug Bennett	1989-91
	23	Kevin Campbell	1984-86
	23	Steve Krueger	1979-80
	23	Rich Erwin	1976-79

Saves

	Mark	Player	Years
1.	33	Phillip Stidham	1989-91
2.	15	Bill Bakewell	1977-79
3.	14	Tim Deitz	1983-85
4.	13	Les Lancaster	1982-84
5.	12	Tim Peters	1986-87
6.	10	Jay Sawatski	2003-04
7.	9	Devin Collis	2005-06
	9	Lance Franks	1996-97
	9	Jason Stephens	1996
10.	8	10 others	

Complete Games

	Mark	Player	Years
1.	28	Scott Tabor	1979-82
2.	22	Steve Krueger	1979-80
3.	18	Terry Verhage	1968-71
4.	16	Kevin Campbell	1984-86
5.	15	Matt Carnes	1995-97
6.	14	Rich Erwin	1976-79
	14	Mark McClain	1976-77
	14	Larry Paulsen	1970-73
9.	13	Charlie Corbell	1982-83
10.	10	Brian Cook	1990-93
	10	Warren Hemm	1975-76

Games Started

	Mark	Player	Years
1.	55	Charley Boyce	2003-06
2.	52	Nick Schmidt	2005-07
3.	46	Scott Tabor	1979-82
	46	Kevin Campbell	1984-86
5.	44	Dennis Fletcher	1986-89
6.	43	Charlie Isaacson	1999-02
7.	42	Barry Lunney	1993-97
	42	Brent Birch	1990-93
	42	Brian Cook	1990-93
10.	39	Matt Carnes	1995-97

Innings Pitched

	Mark	Player	Years
1.	383.1	Charley Boyce	2003-06
2.	368	Scott Tabor	1979-82
3.	340.1	Nick Schmidt	2005-07
4.	306	Matt Carnes	1995-97
5.	301.2	Kevin Campbell	1984-86
6.	278.0	Charlie Isaacson	1999-02
7.	272.2	Brent Birch	1990-93
8.	265	Rich Erwin	1976-79
9.	261.2	Ray Harris	1985-88
10.	260	Brian Cook	1990-93

Strikeouts

	Mark	Player	Years
1.	345	Nick Schmidt	2005-07
2.	301	Matt Carnes	1995-97
3.	283	David Walling	1998-99
4.	261	Scott Tabor	1979-82
5.	229	Charley Boyce	2003-06
6.	225	Gerald Hannahs	1971-74
7.	223	Mike Oquist	1987-89
8.	219	Charlie Isaacson	1999-02
9.	216	Rob Quarnstrom	1995-98
10.	202	Dennis Fletcher	1986-89

Walks

	Mark	Player	Years
1.	165	Barry Lunney	1993-97
2.	164	Kevin Campbell	1984-86
3.	161	Dennis Fletcher	1986-89
4.	158	Scott Tabor	1979-82
5.	141	John Cebuhar	1987-88
6.	140	Nick Schmidt	2005-07

7.	129	Matt Carnes	1995-97
8.	122	Charlie Isaacson	1999-02
9.	119	Butch Hopkins	1967-69
10.	118	Scott Brocail	1991-94

ERA (minimum 100 IP)

	Mark	Player	Years
1.	1.62	Phillip Stidham	1989-91
2.	1.66	Steve Krueger	1979-80
3.	2.17	Tim Lollar	1977-78
4.	2.35	David Rhodes	1977-78
5.	2.67	Scott Tabor	1979-82
6.	2.77	Dan Brown	1990-91
7.	2.82	Mark McClain	1976-77
8.	2.83	Nick Schmidt	2005-07
	2.89	Rich Erwin	1976-79
10.	2.92	Warren Hemm	1975-76
11.	2.93	Charlie Corbell	1982-83



Charley Boyce is the Hogs' all-time leader in innings pitched and starts.

Arkansas No-Hitters

RAZORBACK PITCHERS HAVE HURLED 12 NO-HITTERS IN SCHOOL HISTORY

Player	Opponent	Score	Date
*Rich Erwin	Missouri Southern	0-0	3/12/76
David Rhodes	Northeastern (Okla.) State	2-0	3/1/77
Scott Glanz	North Dakota State	10-1	3/17/82
Tim Deitz	Texas A&M	3-0	4/2/83
#Fred Faust	Southwest Baptist	21-0	3/21/84
+Steve Parker	Texas A&M	10-0	3/29/86
Dennis Fletcher			
Tim Sherrill			
Tim Peters	St. Louis	9-0	3/11/87
Brian Cook			
Brian Dennison	Evangel	10-0	4/2/91
Todd Abbott	Vanderbilt	6-0	4/1/94
Richie Nye	Iowa State	14-0	3/1/96
Scott Roehl	Kansas State	2-0	3/20/01
Nick Schmidt			
Brian McLelland			
Devin Collis	Oklahoma State	3-0	2/12/06

* - 10.2 IP; # - 5.0 IP; + - 7.0 IP



Nick Schmidt, Brian McLelland and Devin Collis combined for the 12th no-hitter in school history on Feb. 12, 2006 vs. Oklahoma State. Schmidt hurled the first six innings with McLelland pitching the seventh and Collis closing things out in the eighth and ninth innings.

Arkansas Season Batting Records

RAZORBACKS INDIVIDUAL SEASON BATTING RECORDS

Games Played

Mark	Player	Years
1. 68	Haas Pratt	2004
68	Casey Rowlett	2004
3. 67	Jake Dugger	2004
67	Jim Kremers	1987
67	Andy Skeels	1987
67	Kelly Zane	1987
7. 66	Greg D'Alexander	1989
66	Troy Eklund	1989
66	Scott Pose	1989
10. 65	Jeff King	1985
65	Scott Loseke	1983
65	Mike Robinson	1983

Batting Average (minimum 95 AB)

Mark	Player	Years
1. .425	Jeremy Jackson	1997
2. .417	Bill Dorothy	1969
3. .398	Matt Erickson	1997
4. .397	Ryan Lundquist	1997
.397	Ralph Kraus	1986
6. .393	Jim Kremers	1987
7. .391	Matt Erickson	1996
8. .387	Greg D'Alexander	1990
.387	Dave Patterson	1986
10. .386	Kevin McReynolds	1980

At Bats

Mark	Player	Years
1. 269	Rodney Nye	1999
2. 263	Joe Jester	1999
3. 262	Ryan Lundquist	1999
4. 258	Haas Pratt	2004
255	Jason McConnell	1996
6. 254	Jeff King	1985
7. 253	Danny Hamblin	2004
252	Kenderick Moore	1995
9. 251	Jason McConnell	1997
251	Jack Welsh	1999

Hits

Mark	Player	Years
1. 97	Matt Erickson	1996
2. 94	Matt Erickson	1997
94	Jeremy Jackson	1997
94	Jim Kremers	1987
5. 93	Jeff King	1985
6. 92	Ryan Lundquist	1997
7. 91	Andy Skeels	1987
91	Ralph Kraus	1986
91	Dave Patterson	1986
10. 90	Jason McConnell	1997

Singles

Mark	Player	Years
1. 68	Matt Erickson	1996
2. 67	Tom Pagnozzi	1983
3. 66	Scott Pose	1989
66	Dave Patterson	1986
66	Dave Patterson	1985
6. 64	Jason McConnell	1996
7. 60	Casey Rowlett	2004
60	Matt Erickson	1997
60	Kenderick Moore	1995

60	Kirk Piskor	1990
60	Greg D'Alexander	1989

Doubles

Mark	Player	Years
1. 28	Jim Kremers	1987
2. 27	Eric Hinske	1998
27	Matt Erickson	1997
27	Ralph Kraus	1986
5. 26	Jeff King	1985
6. 25	Andrew Wishy	2003
25	Andy Skeels	1987
8. 24	Matt Erickson	1996
24	Rodney Nye	1998
24	Kelly Zane	1987

Triples

Mark	Player	Years
1. 12	Troy Eklund	1989
12	Johnny Ray	1979
3. 9	Bob Hughes	1994
4. 8	Kirk McConnell	2002
8	Jeremy Jackson	1997
8	Scott Loseke	1983
8	Kevin McReynolds	1979
8	Stan Ley	1971
8	David Marshall	1971
10. 7	Jason McConnell	1996
7	Ty Bilderback	1994
7	Andy Skeels	1987
7	Ralph Kraus	1986
7	Norm Roberts	1985
7	Chris Shaddy	1981

Home Runs

Mark	Player	Years
1. 24	Ryan Lundquist	1997
2. 22	Danny Hamblin	2007
3. 20	Rodney Nye	1999
4. 19	Ryan Fox	2003
5. 18	Andy Skeels	1987
6. 17	Danny Hamblin	2006
17	Michael Conner	2002
17	Eric Hinske	1997
17	Jeff King	1986
17	Jeff King	1985
17	Kevin McReynolds	1980

Slugging Percentage (minimum 150 AB)

Mark	Player	Years
1. .819	Ryan Lundquist	1997
2. .802	Jeff King	1986
3. .763	Andy Skeels	1987
4. .734	Ralph Kraus	1986
5. .723	Kevin McReynolds	1980
6. .701	Jeremy Jackson	1997
.701	Jeff King	1985
8. .689	Greg D'Alexander	1990
9. .685	Norm Roberts	1985
10. .668	Eric Hinske	1997

Runs

Mark	Player	Years
1. 87	Eric Hinske	1997
2. 86	Matt Erickson	1997

3. 83	Ryan Lundquist	1997
4. 78	Jason McConnell	1996
5. 76	Joe Jester	1999
6. 72	Dave Patterson	1986
7. 71	Jason McConnell	1997
71	Scott Loseke	1983
9. 70	Andy Skeels	1987
10. 69	Matt Erickson	1996
69	Mark Johnson	1991
69	Kelly Zane	1987

RBI

Mark	Player	Years
1. 82	Jeff King	1985
2. 78	Ryan Lundquist	1997
78	Rodney Nye	1999
4. 76	Eric Hinske	1997
76	Jim Kremers	1987
76	Andy Skeels	1987
7. 72	Jeremy Jackson	1997
8. 71	Casey Coon	2007
71	Eric Hinske	1998
10. 69	Rodney Nye	1998

Total Bases

Mark	Player	Years
1. 190	Ryan Lundquist	1997
2. 184	Andy Skeels	1987
3. 178	Jeff King	1985
4. 168	Ralph Kraus	1986
5. 167	Rodney Nye	1999
6. 159	Kevin McReynolds	1980
7. 158	Jim Kremers	1987
8. 155	Eric Hinske	1997
155	Jeremy Jackson	1997
10. 150	Jeff King	1986

Extra-Base Hits

Mark	Player	Years
1. 50	Andy Skeels	1987
2. 48	Ryan Lundquist	1997
3. 47	Jeff King	1985
4. 46	Ralph Kraus	1986
5. 42	Jim Kremers	1987
42	Jeff King	1986
7. 39	Rodney Nye	1998
39	Rodney Nye	1999
9. 38	Eric Hinske	1998
10. 37	Eric Hinske	1997
37	Troy Eklund	1989

Stolen Bases

Mark	Player	Years
1. 42	Scott Loseke	1983
2. 35	Gary Jones	1982
35	Joe Jester	1999
4. 32	Jeff Parsons	1995
5. 29	Kenderick Moore	1996
29	Allen Williams	1992
7. 28	Ty Bilderback	1995
28	Scott Pose	1989
9. 27	Jim Ward	1984
10. 26	Kenderick Moore	1995
26	Mark Johnson	1990
26	Dan Campbell	1987

Walks

Mark	Player	Years
1. 68	Scott Loseke	1983
2. 58	Gary Jones	1982
3. 57	Jeff King	1986
4. 54	Tim Thomas	1990
5. 53	Mark Burnett	1999
6. 50	Jake Dugger	2004
7. 48	Tim Thomas	1992
8. 45	Ty Bilderback	1995
45	Jeff Parsons	1993
45	Tim Thomas	1989

Strikeouts

Mark	Player	Years
1. 73	Brian Kirby	1999
2. 69	Danny Hamblin	2007
3. 62	Danny Hamblin	2006
4. 61	Brian Kirby	2000
5. 60	Danny Hamblin	2004
6. 56	Jake Dugger	2007
56	Michael Conner	2002
7. 55	Ryan Fox	2003
8. 54	Jake Dugger	2004
54	Jeff Parsons	1995
54	Ryan Lundquist	1999

Sacrifice Hits

Mark	Player	Years
1. 11	Jeff Houck	1992
2. 10	Jeff Houck	1993
10	Ron Moore	1987
4. 9	Brady Toops	2004
9	Matt Erickson	1995
9	David Williams	1971
7. 8	Kenderick Moore	1995
8	Jeff Parsons	1994
8	Jeff Houck	1991
8	Tim Thomas	1990
8	Don Thomas	1988
8	Dan Lambeth	1982

Sacrifice Flies

Mark	Player	Years
1. 12	Greg D'Alexander	1989
2. 9	Eric Hinske	1997
3. 8	Jack Welsh	1999
4. 7	Scott Hode	2004
7	Allen Williams	1994
7	Kyle Harris	1992
7	Jeff King	1986
7	Doyle Wilson	1985
7	Kevin McReynolds	1979

Hit By Pitch

Mark	Player	Years
1. 22	Joe Jester	1999
2. 21	Casey Coon	2007
3. 18	Michael Conner	2002
18	Jack Welsh	2000
5. 17	Brady Toops	2004
16	Jack Welsh	1998
7. 15	Ryan Fox	2003
15	Jack Welsh	1999
9. 14	Brady Toops	2003
10. 13	Craig Gentry	2006
13	Ryan Lundquist	1997



Arkansas Season Pitching Records

RAZORBACKS INDIVIDUAL SEASON PITCHING RECORDS

Appearances

Mark	Player	Years
1. 36	Phillip Stidham	1991
36	Phillip Stidham	1989
3. 34	Tim Deitz	1985
4. 33	Devin Collis	2006
33	Phillip Stidham	1990
33	Bobby Edwards	1987
7. 32	Boyd Goodner	2004
32	Les Lancaster	1983
9. 31	Kevin Vent	1999
10. 29	Travis Hill	2007
29	Charley Boyce	2005
29	Ryan Whitaker	1993
29	Bobby Edwards	1988
29	Tim Peters	1987

Victories

Mark	Player	Years
1. 13	Steve Krueger	1980
13	Rich Erwin	1979
3. 11	Nick Schmidt	2007
11	Charley Boyce	2005
11	Bobby Edwards	1988
11	John Cebuhar	1987
11	Fred Farwell	1985
11	Scott Tabor	1981
8. 10	Nick Schmidt	2007
10	Charley Boyce	2004
10	Jay Sawatski	2004
10	David Walling	1999
10	David Walling	1998
10	Matt Carnes	1996
10	Doug Bennett	1990
10	Dennis Fletcher	1989
10	Mike Oquist	1989

10	Kevin Campbell	1985
10	Charlie Corbell	1983
10	Steve Krueger	1979
10	Scott Tabor	1979

Saves

Mark	Player	Years
1. 12	Phillip Stidham	1989
12	Tim Deitz	1985
3. 11	Phillip Stidham	1990
4. 10	Phillip Stidham	1991
5. 9	Devin Collis	2006
9	Jason Stephens	1996
7. 8	Lance Franks	1997
8. 7	Jay Sawatski	2004
7	Kevin Sheredy	1994
7	Tim Peters	1987
7	Les Lancaster	1984

Complete Games

Mark	Player	Years
1. 11	Steve Krueger	1980
11	Steve Krueger	1979
3. 10	Scott Tabor	1981
10	Rich Erwin	1979
10	Larry Paulsen	1972
6. 8	Mark McClain	1976
7. 7	Charlie Corbell	1982
7	Warren Hemm	1976
9. 6	Eight others	

Games Started

Mark	Player	Years
1. 19	Charley Boyce	2004
19	Clint Brannon	2004
3. 18	Nick Schmidt	2007

18	Duke Welker	2007
18	John Cebuhar	1987
18	Kevin Campbell	1985
18	Fred Farwell	1985
8. 17	Nick Schmidt	2006
17	Nick Schmidt	2005
17	Matt Carnes	1996
11. 16	David Walling	1999
16	Scott Cunningham	1994
16	Barry Lunney	1994
16	Doug Bennett	1990
16	Charlie Corbell	1983
16	Rich Erwin	1979

Innings Pitched

Mark	Player	Years
1. 124	Nick Schmidt	2007
124	Rich Erwin	1979
3. 122.1	Charley Boyce	2005
4. 121.1	David Walling	1999
5. 120.2	Fred Farwell	1985
6. 117	Nick Schmidt	2007
117	Matt Carnes	1996
8. 116.2	Nick Schmidt	2006
116.2	Scott Cunningham	1994
10. 115.2	John Cebuhar	1987

Strikeouts

Mark	Player	Years
1. 155	David Walling	1999
2. 145	Nick Schmidt	2006
3. 128	Jess Todd	2007
128	David Walling	1998
5. 111	Nick Schmidt	2007
111	Matt Carnes	1995
7. 106	John Cebuhar	1987

8. 105	Matt Carnes	1996
9. 97	Charlie Isaacson	1999
10. 93	Mike Oquist	1989

Walks

Mark	Player	Years
1. 73	John Cebuhar	1987
2. 71	Kevin Campbell	1985
3. 68	John Cebuhar	1988
4. 65	Barry Lunney	1994
5. 58	Scott Cunningham	1994
58	Dennis Fletcher	1988
7. 55	Darrel Akerfelds	1982
55	Scott Tabor	1979
9. 53	Charlie Isaacson	1999
53	Stuart Huchingson	1980

ERA (minimum 45 IP)

Mark	Player	Years
1. 0.95	Phillip Stidham	1990
2. 1.20	Phillip Stidham	1991
3. 1.49	Tim Brewer	1973
4. 1.50	Boyd Goodner	2004
5. 1.59	Steve Krueger	1980
6. 1.73	Steve Krueger	1979
7. 1.93	David Rhodes	1978
1.93	Gerald Hannahs	1971
9. 1.95	Tim Lollar	1978
10. 2.07	Jerry Blackwood	1969

Arkansas Freshmen Records

RAZORBACKS ROOKIE HITTING AND PITCHING RECORDS

FRESHMEN HITTING

Games Played

67	Jake Dugger	2004
----	-------------	------

Batting Average

.383	Jeff King	1984
------	-----------	------

At Bats

253	Danny Hamblin	2004
-----	---------------	------

Hits

75	Jeff King	1984
----	-----------	------

Doubles

19	Danny Hamblin	2004
----	---------------	------

Triples

8	Kevin McReynolds	1979
---	------------------	------

Home Runs

11	Brian Kirby	1998
----	-------------	------

Runs

53	Danny Hamblin	2004
53	Jeff Houck	1990

RBI

55	Jeff King	1984
----	-----------	------

Stolen Bases

23	Jeff Houck	1990
----	------------	------

Total Bases

122	Danny Hamblin	2004
-----	---------------	------

Walks

50	Jake Dugger	2004
----	-------------	------

Strikeouts

60	Danny Hamblin	2004
----	---------------	------

Sacrifice Hits

9	Matt Erickson	1995
---	---------------	------

Sacrifice Flies

7	Kyle Harris	1992
7	Kevin McReynolds	1979

Hit by Pitch

12	Ryan Lundquist	1996
----	----------------	------

FRESHMEN PITCHING

Wins

10	Scott Tabor	1979
----	-------------	------

ERA (min: 45 IP):

1.93	Gerald Hannahs	1971
------	----------------	------

Innings:

99.2	Nick Schmidt	2005
99.2	Charlie Isaacson	1999

Appearances:

36	Phillip Stidham	1989
----	-----------------	------

Saves:

12	Phillip Stidham	1989
----	-----------------	------

Complete Games:

5	Kevin Campbell	1984
---	----------------	------

Starts:

17	Nick Schmidt	2005
----	--------------	------

Strikeouts:

111	Matt Carnes	1995
-----	-------------	------

Base on Balls:

55	Scott Tabor	1979
----	-------------	------



BASEBALL

Arkansas Year-by-Year Statistics

Hitting

Year	G	AB	R	H	Avg.	2B	3B	HR	RBI	TB	Slg.%	BB	HBP	SO	SB	SF	SH	E
1968	24	739	146	215	.291	41	9	8	124	290	.403	125	10	118	37	-	17	-
1969	28	841	171	252	.300	44	7	23	145	379	.451	127	-	141	38	-	-	-
1970	32	890	193	247	.278	31	13	14	142	346	.389	138	7	154	49	-	30	-
1971	41	1166	221	320	.274	53	22	17	180	468	.401	142	12	183	66	-	30	-
1972	34	963	140	242	.251	32	16	11	116	339	.352	100	7	173	33	-	25	-
1973	28	777	167	240	.309	31	7	18	140	339	.436	124	8	117	50	-	11	-
1974	43	1256	209	335	.266	49	7	27	175	456	.363	157	12	216	42	-	28	55
1975	42	1193	186	297	.249	49	16	4	143	400	.335	169	17	183	51	-	24	75
1976	47	1382	226	379	.274	55	16	21	195	529	.383	194	9	194	72	-	42	-
1977	51	1459	225	356	.244	51	14	20	194	495	.339	191	20	246	79	13	14	-
1978	44	1288	235	347	.269	52	21	22	194	507	.394	224	13	173	89	14	11	60
1979	64	1978	393	600	.303	115	40	47	351	936	.473	246	22	245	75	28	23	91
1980	66	2023	408	624	.308	107	35	57	357	972	.480	221	14	268	78	22	11	108
1981	52	1707	398	533	.312	96	25	38	351	793	.465	236	9	251	69	26	22	73
1982	57	1681	349	525	.312	69	26	21	286	709	.422	223	13	218	142	30	45	74
1983	65	2079	437	618	.297	112	38	31	367	899	.432	290	28	345	155	26	20	115
1984	56	1775	439	593	.334	100	34	45	373	896	.504	247	32	230	103	30	25	88
1985	66	2192	543	704	.321	139	34	74	470	1133	.517	361	25	356	95	24	25	90
1986	60	1988	457	613	.308	123	33	54	416	964	.485	279	25	303	77	40	26	84
1987	68	2273	575	740	.326	172	38	70	498	1198	.527	355	23	348	123	31	44	96
1988	62	2019	482	610	.302	125	29	64	417	985	.488	301	31	309	100	32	28	67
1989	67	2233	466	686	.307	142	35	38	405	1012	.453	290	32	327	115	37	30	64
1990	62	1995	437	548	.325	115	34	46	394	969	.486	309	39	276	117	19	28	75
1991	62	1979	392	547	.276	103	31	37	329	823	.416	237	45	289	73	37	34	79
1992	57	1878	399	542	.289	101	30	29	347	790	.421	280	40	331	112	29	38	64
1993	59	1917	379	548	.286	106	34	26	326	797	.416	261	32	335	115	20	35	84
1994	57	2094	420	629	.300	119	38	36	357	932	.445	234	35	400	119	25	30	110
1995	61	2110	407	642	.304	106	34	34	342	918	.435	196	49	352	133	42	45	99
1996	59	2123	477	655	.313	127	31	38	420	968	.456	252	61	323	94	21	21	109
1997	56	2118	589	723	.341	168	29	80	525	1189	.561	236	50	355	90	27	14	91
1998	59	2110	498	666	.316	142	13	71	459	1047	.496	251	68	374	64	31	25	87
1999	65	2339	529	705	.301	153	7	84	473	1124	.481	325	90	441	136	27	33	88
2000	54	1904	381	550	.289	119	12	35	332	798	.419	229	72	358	66	26	32	101
2001	56	1954	353	570	.292	105	15	45	318	840	.430	207	61	357	73	19	32	101
2002	63	2187	399	608	.278	104	15	51	354	895	.409	241	89	462	63	21	37	80
2003	57	1994	377	574	.288	125	14	53	347	886	.444	206	94	370	43	16	38	89
2004	69	2402	446	697	.290	126	11	53	389	1004	.418	304	68	451	112	34	48	111
2005	61	2119	400	643	.303	133	10	53	368	955	.451	214	74	386	108	32	33	87
2006	60	2057	380	584	.284	118	11	64	336	916	.445	272	58	454	82	19	39	90
2007	64	2203	481	634	.288	135	7	75	433	1008	.458	288	107	482	68	34	38	85

bolded numbers are school records



Rodney Nye set the single-season school record for at bats in a season with 269 in 1999 when he hit .320 with 11 home runs.



Eric Hinske cracked 30 career home runs during his Arkansas career with 91 extra-base hits. He has gone on to a successful Major League career.



Jake Dugger (2004-07) is the Razorbacks all-time walks leader with 163 while ranking third in games played (239) and eighth in hits (242).

RECORDS

2008 SEASON



Arkansas Year-by-Year Statistics

Pitching

Year	G	W-L	Pct.	IP	H	R	ER	ERA	BB	SO	CG	SHO	SV
1967	29	15-14	.517	213.1	215	143	109	4.60	137	214	13	2	-
1968	24	13-11	.541	-	-	-	-	-	-	-	-	1	-
1969	28	18-10	.643	210.0	166	95	70	3.00	114	200	13	3	-
1970	32	19-13	.594	228.0	239	132	94	3.71	106	210	15	5	-
1971	41	23-17	.561	298.0	261	157	98	2.96	108	262	-	4	-
1972	34	16-18	.471	248.0	221	137	100	3.63	110	227	13	5	-
1973	31	23-7	.758	204.0	197	105	72	3.18	107	175	18	5	-
1974	43	22-21	.512	330.2	341	287	162	4.41	174	281	29	3	-
1975	42	20-22	.476	310.1	317	188	139	4.03	206	231	11	3	-
1976	47	31-15	.674	361.1	314	147	110	2.74	131	254	27	9	-
1977	51	33-18	.647	390.1	303	153	123	2.84	170	308	14	13	-
1978	44	31-13	.705	343.1	282	178	132	3.46	190	320	11	9	6
1979	64	49-15	.766	503.0	401	215	169	3.02	275	341	32	9	7
1980	66	44-22	.667	500.2	450	286	209	3.76	287	340	34	9	5
1981	52	31-21	.596	414.1	389	255	205	4.45	235	265	21	5	4
1982	57	40-15	.603	447.1	335	201	149	3.00	254	349	30	6	4
1983	65	44-21	.698	526.2	527	322	240	4.10	238	286	10	4	11
1984	56	40-16	.714	444.2	430	253	199	4.03	224	312	16	5	12
1985	66	51-15	.773	546.1	567	332	277	4.56	290	361	14	5	14
1986	60	43-17	.717	501.0	447	250	205	3.68	242	358	14	8	10
1987	68	51-16	.757	567.1	590	344	281	4.46	315	496	7	5	16
1988	62	39-23	.629	508.2	489	348	307	5.43	314	401	14	5	9
1989	67	51-16	.761	576.0	504	255	216	3.38	249	495	12	6	17
1990	62	47-15	.758	520.0	513	255	210	3.63	208	390	10	2	15
1991	62	40-22	.645	518.2	472	268	207	3.59	240	387	3	3	13
1992	57	31-26	.544	481.2	539	353	316	5.90	226	317	15	5	3
1993	59	33-26	.559	500.1	501	288	239	4.30	222	432	6	2	9
1994	57	30-27	.526	517.1	562	355	290	5.05	295	377	7	3	9
1995	61	38-23	.623	536.1	547	337	283	4.75	264	506	10	2	15
1996	59	39-20	.661	522.0	504	305	243	4.19	206	434	10	3	12
1997	56	36-20	.643	491.0	581	405	338	6.20	248	414	3	1	9
1998	59	38-21	.644	520.1	551	366	305	5.28	208	480	4	2	14
1999	65	42-23	.646	578.0	579	397	329	5.12	297	554	6	0	11
2000	54	24-30	.444	476.1	568	416	332	6.27	263	365	1	1	12
2001	56	27-29	.482	490.2	490	325	253	4.64	209	403	2	3	10
2002	63	35-28	.556	565.0	624	336	277	4.41	181	378	2	2	14
2003	57	35-22	.614	513.2	557	293	233	4.08	111	383	3	0	10
2004	69	45-24	.652	621.1	686	339	267	3.87	186	448	3	1	16
2005	61	39-22	.639	540.1	552	300	243	4.05	196	371	3	2	13
2006	60	39-21	.650	536.0	519	273	217	3.64	169	453	1	1	19
2007	64	43-21	.672	569.0	532	294	249	3.94	219	565	7	5	12

bolded numbers are school records



Cliff Lee played for the Razorbacks just one season in 2000 and posted a 4-3 record. He went on to a successful Major League career.



Dan Wright was a three-year starter for the Hogs from 1997-99. He was a second-round draft pick of the White Sox and played four years in Chicago.



Matt Carnes recorded 301 strikeouts during this three-year career out of Miami (Okla.) High School. He posted 24 career wins.



Arkansas Season Leaders

HITTING (MIN. 2.5 AB PER GAME)

Batting Average

Year	Mark	Player
1952	.308	Lyle Wilkerson
1953	.394	Lamar McHan
1954	.333	Preston Carpenter
1955	.359	Joe Thompson
1956	.386	Joe Kretschmar
1957	.400	L. Drummonds
1958	.369	L. Drummonds
1959	.320	Pat Foster
1960	.341	Pat Foster
	.341	Jerry Carlton
1961	.375	Jerry Carlton
1962	.382	Jerry Carlton
1963	.371	Jim Jay
1964	.383	Mike Haynie
1965	.322	Bill Gray
1966	.292	Ronnie Tiffie
1967	.341	Fredy Washington
1968	.352	Mike Pryor
1969	.417	Bill Dorothy
1970	.342	Mike Pryor
1971	.326	David Marshall
1972	.327	Stan Ley
1973	.395	Keith Cochran
1974	.372	John Jenkins
1975	.358	Wally Erwin
1976	.350	Bill Montgomery
1977	.301	Arvis Harper
1978	.356	Tim Lollar
1979	.357	Ed Wallace
1980	.386	K. McReynolds
1981	.378	Billy Dees
1982	.367	Dave Van Horn
1983	.362	Tom Pagnozzi
1984	.383	Jeff King
1985	.366	Jeff King
1986	.397	Ralph Kraus
1987	.393	Jim Kremers
1988	.337	Randy Bobb
1989	.383	Scott Pose
1990	.387	Greg D'Alexander
1991	.354	Mark Johnson
1992	.335	Scott Epps
1993	.335	Allen Williams
1994	.353	Kyle Harris
1995	.371	Ty Bilderback
1996	.391	Matt Erickson
1997	.425	Jeremy Jackson
1998	.365	Eric Hinske
1999	.338	Joe Jester
2000	.356	Scott Crossett
2001	.357	Jeff Hoefler
2002	.316	Scott Bridges
2003	.332	Clay Goodwin
2004	.319	Clay Goodwin
2005	.341	Danny Hamblin
2006	.326	Craig Gentry
2007	.347	Logan Forsythe

At Bats

Year	Mark	Player
1967	102	Randy Marshall
1968	76	Bill Brill
1969	104	Mike Pryor
1970	98	Fred Wanger
1971	141	David Marshall
	141	Stan Ley
1972	110	Stan Ley
1973	95	Thurman Smith

1974	137	Doug Pogue
1975	134	Ralph Bradbury
1976	171	Ralph Bradbury
1977	187	Ralph Bradbury
1978	154	Johnny Ray
1979	235	Johnny Ray
1980	220	Kevin McReynolds
1981	196	Billy Dees
1982	202	Keith Longoria
1983	250	Brett Harrison
1984	196	Jeff King
1985	254	Jeff King
1986	235	Dave Patterson
1987	241	Andy Skeels
1988	215	Jim Kremers
1989	242	Greg D'Alexander
1990	247	Kirk Piskor
1991	226	Mark Johnson
1992	229	Allen Williams
1993	212	Allen Williams
1994	243	Kenderick Moore
1995	252	Kenderick Moore
1996	255	Jason McConnell
1997	251	Jason McConnell
1998	233	Eric Hinske
1999	269	Rodney Nye
2000	203	Brian Kirby
2001	202	Brian Kirby
2002	224	Michael Conner
2003	232	Haas Pratt
2004	258	Haas Pratt
2005	224	Clay Goodwin
2006	235	Danny Hamblin
2007	232	Danny Hamblin

Runs

Year	Mark	Player
1967	31	Fredy Washington
1968	20	Fredy Washington
1969	26	Mike Pryor
1970	27	H.A. Scott
1971	38	David Marshall
1972	22	Stan Ley
1973	23	Thurman Smith
1974	27	Dennis Lundquist
1975	30	Wally Erwin
1976	31	Bill Montgomery
1977	27	Arvis Harper
	27	Tim Lollar
1978	27	Johnny Ray
	27	Shaun Lacey
1979	55	Johnny Ray
1980	57	Kevin McReynolds
1981	45	Todd Zacher
1982	65	Gary Jones
1983	71	Scott Loseke
1984	52	Brett Harrison
1985	64	Jeff King
1986	72	Dave Patterson
1987	70	Andy Skeels
1988	54	Troy Eklund
1989	62	Troy Eklund
1990	56	Kirk Piskor
1991	69	Mark Johnson
1992	50	Allen Williams
1993	59	Allen Williams
1994	58	Allen Williams
1995	61	Ty Bilderback
1996	78	Jason McConnell
1997	87	Eric Hinske
1998	65	Jack Welsh
1999	76	Joe Jester
2000	66	Jack Welsh



Johnny Ray helped lead the Razorbacks to a runner-up finish in the 1979 College World Series. He led UA in hits, at bats and runs in that season.

2001	39	Michael Conner
2002	52	Michael Conner
2003	50	Ryan Fox
2004	53	Danny Hamblin
2005	44	Danny Hamblin
2006	46	Danny Hamblin
2007	59	Danny Hamblin

Hits

Year	Mark	Player
1967	31	Fredy Washington
1968	25	Mike Pryor
1969	40	Bill Dorothy
1970	33	Fred Wanger
1971	46	David Marshall
1972	36	Stan Ley
1973	30	Keith Cochran
1974	48	John Jenkins
1975	43	Wally Erwin
1976	31	Bill Montgomery
1977	44	Arvis Harper
1978	47	Johnny Ray
1979	77	Johnny Ray
1980	85	Kevin McReynolds
1981	74	Billy Dees
1982	65	Keith Longoria
1983	88	Tom Pagnozzi
1984	75	Jeff King
1985	93	Jeff King
1986	91	Dave Patterson
	91	Ralph Kraus
1987	94	Jim Kremers
1988	70	Randy Bobb
1989	86	Greg D'Alexander
1990	89	Kirk Piskor
1991	80	Mark Johnson

1992	73	Scott Epps
	73	Allen Williams
1993	71	Allen Williams
1994	76	Bob Hughes
1995	80	Kenderick Moore
1996	97	Matt Erickson
1997	94	Matt Erickson
	94	Jeremy Jackson
1998	85	Eric Hinske
1999	89	Joe Jester
2000	67	Scott Crossett
2001	61	Jeff Hoefler
2002	64	Michael Conner
2003	72	Haas Pratt
2004	80	Haas Pratt
2005	75	Danny Hamblin
2006	68	Danny Hamblin
2007	78	Logan Forsythe

RBI

Year	Mark	Player
1967	21	Bill Brill
1968	16	Fredy Washington
1969	27	H.A. Scott
1970	30	Fred Howard
1971	29	H.A. Scott
1972	17	Stephen Ballard
1973	19	Stephen Ballard
	19	Tommy Neal
1974	28	Dennis Lundquist
1975	23	Bill Montgomery
1976	35	Bill Montgomery
1977	30	Marc Brumble
1978	28	Arvis Harper
1979	47	Johnny Ray
1980	57	Kevin McReynolds





Arkansas Season Leaders



Kenderick Moore played 242 games from 1992-1996 for the Razorbacks and earned All-SEC honors in 1996. He also led the team with 80 hits in 1995.

1981	50	John Hennell
1982	39	Mike Robinson
1983	50	Tom Pagnozzi
1984	55	Jeff King
1985	82	Jeff King
1986	67	Jeff King
1987	76	Jim Kremers
	76	Andy Skeels
1988	62	Jim Kremers
1989	66	Greg D'Alexander
1990	65	Greg D'Alexander
1991	51	Mark Johnson
1992	49	Allen Williams
1993	43	Bob Hughes
1994	62	Bob Hughes
1995	55	Kit Pellow
1996	66	Kit Pellow
1997	78	Ryan Lundquist
1998	71	Eric Hinske
1999	78	Rodney Nye
2000	46	Kyle Washburn
2001	38	Kyle Washburn
2002	53	Ryan Fox
2003	50	Andrew Wishy
2004	52	Haas Pratt
2005	49	Danny Hamblin
2006	68	Danny Hamblin
2007	71	Casey Coon

Doubles

Year	Mark	Player
1967	6	Fredy Washington
	6	Ronnie Tiffée
1968	9	Bill Brill
1969	10	Fred Wanger
1970	7	Fred Wanger
	7	H.A. Scott
1971	12	Stan Ley
1972	9	Stan Ley
1973	7	Keith Cochran

1974	8	Dennis Lundquist
	8	Doug Pogue
1975	9	Dennis Lundquist
1976	13	Jeff Hemm
1977	10	Tim Lollar
1978	8	Johnny Ray
1979	17	Marc Brumble
1980	21	John Hennell
1981	18	Billy Dees
	18	John Hennell
1982	10	Mike Robinson
	10	Chris Shaddy
1983	16	Tom Pagnozzi
1984	15	Jim Ward
1985	26	Jeff King
1986	27	Ralph Kraus
1987	28	Jim Kremers
1988	20	Jim Kremers
1989	16	Troy Eklund
1990	18	Greg D'Alexander
	18	Tim Thomas
1991	21	Mark Johnson
1992	17	Allen Williams
1993	21	Allen Williams
1994	19	Bob Hughes
1995	16	Kit Pellow
1996	24	Matt Erickson
1997	27	Matt Erickson
1998	27	Eric Hinske
1999	20	Joe Jester
	20	Ryan Lundquist
2000	20	Greg Blum
2001	16	Brian Kirby
2002	14	Ryan Fox
2003	25	Andrew Wishy
2004	19	Danny Hamblin
2005	19	Danny Hamblin
2006	18	Chris Hollensworth
2007	16	Logan Forsythe
	16	Jeff Nutt

Triples

Year	Mark	Player
1967	2	Ronnie Tiffée
1968	3	Randy Marshall
1969	3	H.A. Scott
1970	5	Freddy Howard
1971	8	David Marshall
	8	Stan Ley
1972	5	Stan Ley
1973	2	Tommy Neal
	2	Greg Snowden
1974	2	John Jenkins
	2	Greg Snowden
	2	Mike Kirkland
1975	6	Wally Erwin
1976	4	Ralph Bradbury
1977	5	Arvis Harper
1978	6	Arvis Harper
1979	12	Johnny Ray
1980	6	Kevin McReynolds
1981	7	Chris Shaddy
1982	6	Gary Jones
1983	8	Scott Loseke
1984	5	Norm Roberts
1985	7	Norm Roberts
1986	7	Ralph Kraus
1987	7	Andy Skeels
1988	6	Scott Pose
1989	12	Troy Eklund
1990	6	Scott Epps
1991	6	Mark Johnson
	6	Bubba Carpenter
1992	6	Allen Williams
1993	6	Allen Williams
1994	9	Bob Hughes
1995	6	Ty Bilderback
1996	7	Jason McConnell
1997	8	Jeremy Jackson
1998	3	Brent Caldwell
1999	3	Jack Welsh
2000	3	Jeff Hoefler
	3	Kyle Washburn
2001	2	Ryan Fox
	2	Kyle Washburn
	2	Andrew Wishy
2002	8	Kirk McConnell
2003	3	Scott Bridges
	3	Clay Goodwin
2004	3	Jake Dugger
	3	Scott Hode
2005	2	Clay Goodwin
	2	Casey Rowlett
2006	3	Craig Gentry
2007	2	Logan Forsythe
	2	Brad Secrist

Home Runs

Year	Mark	Player
1967	4	Bill Brill
1968	3	Randy Marshall
1969	8	Mike Pryor
1970	3	H.A. Scott
	3	Bill Dorothy
	3	Mark Jones
1971	6	H.A. Scott
	6	Greg Palka
1972	4	Barton Rhoades
1973	4	Mike Kirkland
1974	5	John Jenkins
1975	1	Doug Pogue
	1	James Andree
	1	Jeff Hemm

	1	Dennis Lundquist
1976	5	Bill Montgomery
1977	6	Marc Brumble
1978	6	Tim Lollar
1979	8	John Hennell
	8	Kevin McReynolds
1980	17	Kevin McReynolds
1981	10	Reggie Thomas
1982	6	Gary Jones
1983	6	Mike Robinson
1984	8	Jeff King
	8	Tony Laird
1985	17	Jeff King
1986	17	Jeff King
1987	18	Andy Skeels
1988	13	Greg D'Alexander
1989	9	Troy Eklund
1990	14	Greg D'Alexander
1991	7	Kirk Piskor
1992	10	Scott Epps
1993	7	Allen Williams
1994	6	Allen Williams
	6	Steve Taft
1995	12	Kit Pellow
1996	9	Kenderick Moore
1997	24	Ryan Lundquist
1998	15	Rodney Nye
1999	20	Rodney Nye
2000	9	Brian Kirby
2001	9	Biran Kirby
	9	Michael Conner
2002	17	Michael Conner
2003	19	Ryan Fox
2004	8	Haas Pratt
	8	Danny Hamblin
	8	Jake Dugger
2005	10	Danny Hamblin
2006	17	Danny Hamblin
2007	22	Danny Hamblin

Stolen Bases

Year	Mark	Player
1967	6	Terry Baker
1968	12	Fredy Washington
1969	10	Mike Pryor
1970	16	David Marshall
1971	15	H.A. Scott
1972	6	Stan Ley
	6	Keith Cochran
	6	Thurman Smith
	6	Bruce Mitchell
1973	10	Thurman Smith
1974	9	James Andree
1975	18	Wally Erwin
1976	13	Michael Watson
1977	17	Hank Thompson
1978	24	Shaun Lacey
1979	19	Larry Wallace
1980	20	Todd Zacher
1981	20	Todd Zacher
	20	Don Carter
1982	35	Gary Jones
1983	42	Scott Loseke
1984	27	Jim Ward
1985	15	Mike Loggins
1986	17	Darin Hernandez
1987	26	Dan Campbell
1988	20	Scott Pose
1989	28	Scott Pose
1990	26	Mark Johnson
1991	23	Mark Johnson
1992	29	Allen Williams
1993	18	Allen Williams



BASEBALL

Arkansas Season Leaders

1994	24	Kenderick Moore
1995	32	Jeff Parsons
1996	29	Kenderick Moore
1997	21	Jason McConnell
1998	19	Eric Hinske
1999	35	Joe Jester
2000	19	Jack Welsh
2001	13	Michael Conner
2002	13	Scott Bridges
2003	13	Scott Bridges
2004	24	Scott Bridges
2005	22	Scott Bridges
2006	16	Craig Gentry
2007	18	Logan Forsythe

PITCHING (MIN. 20% TEAM GAMES)

Victories

Year	Mark	Player
1967	8	Butch Hopkins
1968	3	Stephan Reagan
	3	Joe Fair
1969	7	Jerry Blackwood
1970	6	Bill Wyles
	6	Terry Verhage
1971	7	Terry Verhage
1972	6	Larry Paulsen
1973	5	Tim Brewer
	5	Larry Paulsen
1974	5	Gerald Hannahs
	5	Dennis Pugh
1975	5	Richard Miller

	5	Warren Hemm
1976	8	Warren Hemm
1977	8	Mark McClain
1978	6	Tim Lollar
1979	13	Rich Erwin
1980	13	Steve Krueger
1981	11	Scott Tabor
1982	7	Ed Myers
1983	10	Charlie Corbell
1984	8	Kevin Campbell
1985	11	Fred Farwell
1986	9	Steve Parker
1987	11	John Cebuhar
1988	11	Bobby Edwards
1989	10	Dennis Fletcher
	10	Mike Oquist
1990	10	Doug Bennett
1991	6	Brian Cook
	6	Brian Cook
1992	8	Scott Brocail
1993	9	Brian Cook
1994	8	Scott Cunningham
1995	9	Alan Mahaffey
1996	10	Matt Carnes
1997	7	Matt Carnes
	7	Lance Franks
1998	10	David Walling
1999	10	David Walling
2000	4	Gary Hogan Jr.
	4	Cliff Lee
2001	4	Scott Roehl
2002	7	Charlie Isaacson
2003	8	Scott Roehl
2004	10	Jay Sawatski

	10	Charley Boyce
2005	11	Charley Boyce
2006	9	Nick Schmidt
2007	11	Nick Schmidt

ERA

Year	Mark	Player
1967	3.48	John Tyra
1968		not available
1969	2.08	Jerry Blackwood
1970	2.67	Freddy Howard
1971	1.79	Gerald Hannahs
1972	2.23	Larry Paulsen
1973	1.91	Tim Brewer
1974	3.16	Gerald Hannahs
1975	3.28	Richard Miller
1976	2.23	Rich Erwin
1977	1.16	Bill Bakewell
1978	1.37	Bill Bakewell
1979	1.73	Steve Krueger
1980	1.40	John Stanley
1981	2.38	Scott Tabor
1982	2.59	Scott Tabor
1983	2.88	Charlie Corbell
1984	2.36	Dera Clark
1985	2.53	Tim Dietz
1986	2.30	Steve Parker
1987	2.73	Dennis Fletcher
1988	4.42	Bobby Edwards
1989	2.68	Phillip Stidham
1990	0.95	Phillip Stidham
1991	1.20	Phillip Stidham
1992	3.08	Lyle Beckemeyer
1993	2.88	Brian Cook
1994	3.08	Scott Brocail
1995	2.20	Rob Quarnstrom
1996	2.14	Brian Rogers
1997	4.52	Lance Franks
1998	2.77	Kevin Vent
1999	3.16	Charlie Isaacson
2000	4.25	Jeremy Rankin
2001	2.32	Scott Woods
2002	2.62	Scott Woods
2003	2.67	Boyd Goodner
2004	1.50	Boyd Goodner
2005	2.80	Nick Schmidt
2006	2.77	Shaun Seibert
2007	2.69	Nick Schmidt

Innings Pitched

Year	Mark	Player
1967	68.2	Butch Hopkins
1968		not available
1969	66	Butch Hopkins
1970	76	Terry Verhage
1971	75	Terry Verhage
1972	84.2	Larry Paulsen
1973	48	Larry Paulsen
1974	68.1	Gerald Hannahs
1975	74	Richard Miller
1976	90	Warren Hemm
1977	76.2	Mark McClain
1978	79.1	David Rhodes
1979	124	Rich Erwin
1980	96	Steve Krueger
1981	109.2	Scott Tabor
1982	80.2	Charlie Corbell
1983	115.2	Charlie Corbell
1984	86.1	Kevin Campbell
1985	120.2	Fred Farwell
1986	101.2	Kevin Campbell
1987	115.2	John Cebuhar

1988	93.2	Bobby Edwards
1989	109	Mike Oquist
1990	96	Doug Bennett
1991	60	Phillip Stidham
1992	92.2	Scott Brocail
1993	97	Brent Birch
1994	116.1	Scott Cunningham
1995	100	Alan Mahaffey
1996	117	Matt Carnes
1997	96.1	Matt Carnes
1998	103.1	David Walling
1999	121.1	David Walling
2000	65.0	Gary Hogan Jr.
2001	82.0	Charlie Isaacson
2002	90.1	Charlie Isaacson
2003	93.1	Jarrett Gardner
2004	115.1	Charley Boyce
2005	122.1	Charley Boyce
2006	116.2	Nick Schmidt
2007	124	Nick Schmidt

Strikeouts

Year	Mark	Player
1967	91	Butch Hopkins
1968		not available
1969	65	Butch Hopkins
1970	59	Terry Verhage
1971	55	Terry Verhage
1972	78	Larry Paulsen
1973	48	Larry Paulsen
1974	83	Gerald Hannahs
1975	75	Richard Miller
1976	66	Warren Hemm
1977	53	David Rhodes
1978	73	David Rhodes
1979	75	Rich Erwin
1980	74	Steve Krueger
1981	65	Scott Tabor
1982	76	Darrell Akerfelds
1983	51	Les Lancaster
1984	61	Kevin Campbell
1985	90	Fred Farwell
1986	72	Kevin Campbell
1987	106	John Cebuhar
1988	76	Bobby Edwards
1989	93	Mike Oquist
1990	86	Doug Bennett
1991	56	Matt Wagner
1992	63	Scott Brocail
1993	84	Brent Birch
1994	87	Scott Cunningham
1995	111	Matt Carnes
1996	105	Matt Carnes
1997	85	Matt Carnes
1998	128	David Walling
1999	155	David Walling
2000	77	Cliff Lee
2001	63	Charlie Isaacson
2002	62	Gary Hogan, Jr.
2003	59	Charley Boyce
2004	86	Jay Sawatski
2005	89	Nick Schmidt
2006	145	Nick Schmidt
2007	128	Jess Todd

Bold denotes UA modern-era record (since 1967).



Jess Todd struck out 128 batters for Razorbacks in 2007, including a school-record 17 Ks against South Carolina in the SEC Tournament.

2008 SEASON



All-Time Results

RAZORBACKS GAME-BY-GAME RESULTS FROM 1960-1970

1960 (14-9) Bill Ferrell

Date	Result	Opponent	Location
	W, 7-6	Wichita State	Fayetteville
	W, 9-5	Wichita State	Fayetteville
3/28	W, 11-6	Kansas	Fayetteville
3/29	W, 18-0	Kansas	Fayetteville
	W, 19-11	Emporia State	Fayetteville
	W, 11-4	Emporia State	Fayetteville
	L, 8-21	Missouri	Fayetteville
	W, 9-8	Missouri	Fayetteville
	W, 10-4	Buena Vista	Fayetteville
	L, 1-3	Buena Vista	Fayetteville
	W, 17-2	Colorado	Fayetteville
	W, 8-2	Colorado	Fayetteville
4/14	W, 8-0	Baylor	Monroe, La.
	L, 1-5	LSU	Fayetteville
	W, 4-3	Northwestern St.	Natchitoches, La.
	L, 2-3	Mississippi State	Fayetteville
	W, 11-8	Louisiana Monroe	Monroe, La.
	L, 6-11	Loyola	New Orleans, La.
	L, 5-9	Loyola	New Orleans, La.
	W, 11-5	Louisiana State	Baton Rouge, La.
	L, 5-12	Louisiana College	Pineville, La.
	L, 12-13	Centenary	Shreveport, La.
	L, 2-3	Centenary	Shreveport, La.

1961 (9-8) Bill Ferrell

Date	Result	Opponent	Location
3/27	L, 6-10	Buena Vista	Fayetteville
3/28	W, 9-6	Tulsa	Tulsa, Okla.
3/28	L, 2-8	Tulsa	Tulsa, Okla.
3/29	W, 2-0	Buena Vista	Fayetteville
4/3	W, 7-4	TCU	Fort Worth, Texas
4/4	L, 1-7	SMU	Dallas, Texas
4/5	W, 11-7	SMU	Dallas, Texas
4/6	L, 2-16	Baylor	Waco, Texas
4/6	L, 1-5	Baylor	Waco, Texas
4/7	W, 9-2	Oklahoma City	Oklahoma City, Okla.
4/14	W, 10-2	Centenary	Fayetteville
4/17	L, 2-7	Wichita State	Wichita, Kan.
4/18	L, 4-5	Wichita State	Wichita, Kan.
4/19	L, 2-4	Emporia State	Emporia, Kan.
4/20	W, 15-10	Emporia State	Chanute, Kan.
4/25	W, 12-2	Tulsa	Fayetteville
4/25	W, 12-3	Tulsa	Fayetteville

1962 (13-7) Bill Ferrell

Date	Result	Opponent	Location
3/26	L, 4-8	Buena Vista	Fayetteville
3/27	L, 7-8	Buena Vista	Fayetteville
3/28	W, 5-4	Buena Vista	Fayetteville
4/3	L, 7-15	Missouri	Columbia, Mo.
4/4	L, 4-10	Missouri	Columbia, Mo.
4/7	W, 5-1	Pittsburg State	Fayetteville
4/7	W, 11-3	Pittsburg State	Fayetteville
4/13	W, 6-2	Emporia State	Fayetteville
4/14	W, 12-3	Emporia State	Fayetteville
4/19	L, 0-5	Baylor	Monroe, La.
4/20	L, 2-3	Louisiana Monroe	Monroe, La.
4/20	W, 13-8	Northwestern St.	Monroe, La.
4/21	W, 5-4	Louisiana Monroe	Monroe, La.
4/21	W, 8-4	Northwestern St.	Monroe, La.
4/23	W, 10-7	Louisiana Monroe	Monroe, La.
4/23	W, 6-1	Louisiana Monroe	Monroe, La.
4/25	L, 2-4	Northwestern St.	Natchitoches, La.
4/26	W, 2-1	Northwestern St.	Natchitoches, La.
4/27	W, 6-2	Centenary	Shreveport, La.
4/28	W, 7-2	Centenary	Shreveport, La.

1963 (13-10) Bill Ferrell

Date	Result	Opponent	Location
3/25	W, 9-1	Buena Vista	Fayetteville
3/25	W, 8-7	Buena Vista	Fayetteville
3/26	W, 11-10	Buena Vista	Fayetteville
3/30	L, 6-10	Missouri	Fayetteville
3/30	W, 6-5	Missouri	Fayetteville
4/1	W, 15-7	Kansas	Lawrence, Kan.
4/2	L, 1-9	Kansas	Lawrence, Kan.
4/3	W, 12-8	Emporia State	Emporia, Kan.
4/3	L, 2-18	Emporia State	Emporia, Kan.
4/8	L, 6-7	Centenary	Fayetteville
4/9	W, 3-2	Centenary	Fayetteville
4/12	L, 4-5	Southern Miss	Hattiesburg, Miss.
4/13	L, 0-4	Southern Miss	Hattiesburg, Miss.
4/15	L, 5-10	LSU	Baton Rouge, La.
4/16	L, 2-10	LSU	Baton Rouge, La.
4/17	W, 7-3	Mississippi College	Clinton, Miss.

4/18	L, 0-3	Mississippi College	Clinton, Miss.
4/19	W, 5-2	Delta State	Cleveland, Miss.
4/20	L, 2-10	Delta State	Cleveland, Miss.
4/23	W, 3-1	Tulsa	Fayetteville
4/23	W, 9-4	Tulsa	Fayetteville
4/30	W, 9-4	Pittsburg State	Pittsburg, Kan.
4/30	W, 2-1	Pittsburg State	Pittsburg, Kan.

1964 (8-10) Bill Ferrell

Date	Result	Opponent	Location
3/23	L, 5-6	Buena Vista	Fayetteville
3/24	L, 13-16	Buena Vista	Fayetteville
3/27	L, 3-5	Memphis	Little Rock, Ark.
3/28	L, 6-13	Memphis	Little Rock, Ark.
3/30	L, 0-6	Memphis	Memphis, Tenn.
3/31	W, 4-0	Memphis	Memphis, Tenn.
4/1	L, 0-1	Louisiana Monroe	Monroe, La.
4/2	L, 5-7	Louisiana Monroe	Monroe, La.
4/3	W, 8-4	Centenary	Shreveport, La.
4/4	L, 7-8	Centenary	Shreveport, La.
4/10	W, 9-4	Tulsa	Fayetteville
4/10	L, 4-6	Tulsa	Fayetteville
4/13	W, 8-3	Emporia State	Fayetteville
4/13	L, 6-10	Emporia State	Fayetteville
4/24	W, 18-9	Tulsa	Tulsa, Okla.
4/24	W, 16-5	Tulsa	Tulsa, Okla.
4/29	W, 7-5	Central Missouri St.	Fayetteville
4/29	W, 10-9	Central Missouri St.	Fayetteville

1965 (3-14) Bill Ferrell


Date	Result	Opponent	Location
4/6	L, 4-8	Emporia State	Emporia, Kan.
4/7	W, 3-0	Wichita State	Wichita, Kan.
4/7	L, 0-2	Wichita State	Wichita, Kan.
4/10	L, 7-10	Centenary	Fayetteville
4/10	L, 4-8	Centenary	Fayetteville
4/13	L, 7-9	Omaha	Fayetteville
4/13	L, 3-6	Omaha	Fayetteville
4/16	L, 1-4	Southern Miss	Hattiesburg, Miss.
4/17	L, 9-15	Southern Miss	Hattiesburg, Miss.
4/20	L, 10-11	Louisiana-Monroe	Monroe, La.
4/20	L, 1-2	Louisiana-Monroe	Monroe, La.
4/21	L, 1-5	Delta State	Cleveland, Miss.
4/22	L, 7-12	Delta State	Cleveland, Miss.
4/23	L, 4-6	Memphis	Fayetteville
4/23	W, 4-2	Memphis	Fayetteville
4/27	L, 4-5	Tulsa	Tulsa, Okla.
4/27	W, 7-1	Tulsa	Tulsa, Okla.

1966 (4-16) Wayne Robbins

Date	Result	Opponent	Location
3/21	L, 7-13	Baylor	Waco, Texas
3/22	L, 3-9	Texas Christian	Fort Worth, Texas
3/26	W, 7-5	SMS	Fayetteville
3/31	L, 0-3	Buena Vista	Fayetteville
4/1	W, 16-13	Buena Vista	Fayetteville
4/4	L, 3-12	Kansas State	Fayetteville
4/4	L, 2-6	Kansas State	Fayetteville
4/9	L, 8-9	Memphis	Memphis, Tenn.
4/9	L, 1-6	Memphis	Memphis, Tenn.
4/11	L, 3-9	Mississippi State	Starkville, Miss.
4/12	L, 0-18	Mississippi State	Starkville, Miss.
4/13	L, 0-13	Southern Miss	Hattiesburg, Miss.
4/14	L, 0-19	Southern Miss	Hattiesburg, Miss.
4/16	W, 4-2	Centenary	Shreveport, La.
4/16	W, 3-2	Centenary	Shreveport, La.
4/19	L, 6-12	Tulsa	Tulsa, Okla.
4/19	L, 4-14	Tulsa	Tulsa, Okla.
5/5	L, 0-7	Southern Illinois	Fayetteville

1967 (15-14) Wayne Robbins

Date	Result	Opponent	Location
3/21	W, 6-1	Buena Vista	Fayetteville
3/21	W, 4-3	Buena Vista	Fayetteville
3/22	L, 3-6	Buena Vista	Fayetteville
3/25	W, 5-3	Wisconsin	San Antonio, Texas
3/27	L, 1-2	Texas Lutheran	San Antonio, Texas
3/28	L, 3-13	Indiana	San Antonio, Texas
3/28	L, 0-4	Texas-Pan American	San Antonio, Texas
3/29	L, 4-10	Texas-Pan American	San Antonio, Texas
3/29	L, 1-2	Texas-Pan American	San Antonio, Texas
3/31	W, 8-6	St. Edwards	San Antonio, Texas
4/1	W, 11-9	Trinity	San Antonio, Texas
4/4	W, 4-1	SMU	Fayetteville
4/4	W, 8-7	SMU	Fayetteville
4/8	W, 8-5	William Jewell	Fayetteville
4/8	L, 2-8	William Jewell	Fayetteville



Bill 'Groundhog' Ferrell coached the Razorbacks from 1950-65 and compiled a 139-149 record.

4/15	L, 1-8	Memphis	Memphis, Tenn.
4/15	W, 4-0	Memphis	Memphis, Tenn.
4/17	W, 12-9	Delta State	Cleveland, Miss.
	W, 8-1	Pittsburg State	Fayetteville
	W, 6-2	Pittsburg State	Fayetteville
4/22	L, 5-6	SW Missouri St.	Springfield, Mo.
4/22	L, 3-4	SW Missouri St.	Springfield, Mo.
4/29	W, 2-1	Oklahoma Baptist	Fayetteville
4/29	W, 6-0	Oklahoma Baptist	Fayetteville
5/8	L, 2-13	Kansas State	Manhattan, Kan.
5/8	L, 2-3	Kansas State	Manhattan, Kan.
5/9	L, 3-6	Wichita State	Wichita, Kan.
	W, 8-5	Emporia State	Emporia, Kan.
	L, 4-5	Emporia State	Emporia, Kan.

1968 (13-11) Wayne Robbins

Date	Result	Opponent	Location
3/23	L, 0-4	East Texas Baptist	Marshall, Texas
3/23	L, 1-2	East Texas Baptist	Marshall, Texas
3/25	W, 3-2	St. Mary's (Texas)	San Antonio, Texas
3/26	L, 0-1	Air Force	San Antonio, Texas
3/28	L, 4-8	Missouri	San Antonio, Texas
3/28	L, 2-7	Texas-Pan American	Edinburg, Texas
3/29	L, 5-10	Texas-Pan American	Edinburg, Texas
3/30	L, 7-19	Trinity	San Antonio, Texas
4/5	L, 12-13	Morningside	Fayetteville
4/6	W, 29-4	Morningside	Fayetteville
	W, 4-3	Yankton	Fayetteville
	W, 7-2	Yankton	Fayetteville
4/9	W, 12-3	Oklahoma City	Fayetteville
	W, 4-3	Yankton	Fayetteville
4/12	L, 11-19	Mississippi State	Starkville, Miss.
4/15	L, 4-7	Memphis	Fayetteville
4/15	W, 13-7	Memphis	Fayetteville
4/22	L, 0-12	Oklahoma Baptist	Fayetteville
4/22	W, 4-3	Oklahoma Baptist	Fayetteville
4/27	W, 8-4	Pittsburg State	Pittsburg, Kan.
4/27	W, 3-0	Pittsburg State	Pittsburg, Kan.
	W, 12-9	SMS	Springfield, Mo.
	W, 3-1	Evangel	Fayetteville
	W, 2-1	Evangel	Fayetteville

1969 (18-10) Wayne Robbins

Date	Result	Opponent	Location
3/22	W, 13-3	Mississippi College	Clinton, Miss.
3/24	L, 0-1	Mississippi College	Clinton, Miss.
3/25	L, 2-7	Belhaven	Jackson, Miss.
3/26	W, 4-2	Belhaven	Jackson, Miss.
3/27	W, 4-2	Belhaven	Jackson, Miss.
	L, 0-1	William Carey	Hattiesburg, Miss.

4/1	W, 16-4	Buena Vista	Fayetteville
4/1	W, 14-1	Buena Vista	Fayetteville
4/5	L, 5-12	Upper Iowa	Fayetteville
4/5	W, 7-4	Upper Iowa	Fayetteville
4/5	W, 4-1	Upper Iowa	Fayetteville
4/8	W, 5-2	Yankton	Fayetteville
4/8	W, 6-1	Yankton	Fayetteville
4/12	L, 0-6	Memphis	Memphis, Tenn.
4/12	W, 10-3	Memphis	Memphis, Tenn.
4/18	W, 5-2	Oklahoma Baptist	Shawnee, Okla.
4/19	W, 2-0	Oklahoma City	Oklahoma City, Okla.
4/21	L, 13-14	TCU	Fort Worth, Texas
4/22	L, 3-8	SMU	Dallas, Texas
4/26	W, 10-6	Kansas State	Fayetteville
4/26	L, 4-6	Kansas State	Fayetteville
4/30	L, 1-2	William Jewell	Fayetteville
4/30	L, 0-4	William Jewell	Fayetteville
5/3	W, 3-0	Evangel	Springfield, Mo.
5/3	W, 18-0	Evangel	Springfield, Mo.
5/6	W, 3-2	SMS	Fayetteville
5/6	L, 0-2	SMS	Fayetteville

1970 (19-13) Norm DeBriyn

Date	Result	Opponent	Location
	W, 8-1	St. Mary's (Texas)	San Antonio, Texas
3/23	L, 6-8	Texas-Pan American	Edinburg, Texas
	L, 7-8	St. Edwards	Austin, Texas
	W, 10-5	NE Missouri St.	San Antonio, Texas
3/25	L, 5-11	Texas Lutheran	Seguin, Texas
3/26	L, 0-1	St. Mary's (Texas)	San Antonio, Texas
3/28	L, 1-10	Minnesota	San Antonio, Texas
3/28	W, 8-7	Minnesota	San Antonio, Texas
3/28	W, 4-3	Texas - Pan American	Edinburg, Texas
4/4	W, 5-0	Nebraska - Kearney	Fayetteville
4/4	L, 0-4	Nebraska - Kearney	Fayetteville
4/8	W, 7-2	William Jewell	Fayetteville
4/8	L, 2-3	William Jewell	Fayetteville
4/11	L, 7-8	Tulsa	Tulsa, Okla.
4/13	W, 9-6	Oklahoma Baptist	Fayetteville
4/13	L, 4-9	Oklahoma Baptist	Fayetteville
4/15	W, 5-3	Oklahoma State	Fayetteville
4/15	W, 3-1	Oklahoma State	Fayetteville
4/18	W, 6-4	SW Missouri St.	Springfield, Mo.
4/21	W, 9-4	Oklahoma City	Fayetteville
4/21	W, 9-3	Oklahoma City	Fayetteville
4/29	W, 7-0	Oral Roberts	Fayetteville
4/29	W, 8-0	Oral Roberts	Fayetteville
5/2	W, 7-6	Memphis	Memphis, Tenn.
5/2	W, 7-3	Memphis	Memphis, Tenn.
5/4	L, 0-6	Mississippi State	Starkville, Miss.
5/4	L, 0-1	Mississippi State	Starkville, Miss.





All-Time Results

RAZORBACKS GAME-BY-GAME RESULTS FROM 1971-1976

5/8	L, 6-9	Vanderbilt	Covington, Tenn.
5/11	L, 1-2	Oklahoma	Fayetteville
5/11	W, 5-2	Oklahoma	Fayetteville
5/12	W, 10-0	Evangel	Springfield, Mo.
5/12	W, 6-0	Evangel	Springfield, Mo.

1971 (23-18) Norm DeBriyn

Date	Result	Opponent	Location
3/3	L, 3-4	Tulsa	Tulsa, Okla.
3/3	L, 2-18	Tulsa	Tulsa, Okla.
3/17	W, 6-2	Drake	Fayetteville
3/17	L, 6-7	Drake	Fayetteville
3/20	W, 13-3	Oklahoma Baptist	Shawnee, Okla.
3/20	L, 2-4	Oklahoma Baptist	Shawnee, Okla.
	W, 8-7	St. Cloud State	Fayetteville
3/25	W, 5-1	Buena Vista	Fayetteville
3/25	W, 3-2	Buena Vista	Fayetteville
3/29	W, 3-2	Trinity	San Antonio, Texas
3/29	L, 2-4	St. Mary's (Texas)	San Antonio, Texas
3/31	W, 6-1	Texas Lutheran	Seguin, Texas
4/1	L, 0-10	Texas-Pan American	Edinburg, Texas
4/1	L, 0-5	Texas-Pan American	Edinburg, Texas
4/2	L, 2-5	Rice	Edinburg, Texas
4/3	L, 3-4	Rice	Edinburg, Texas
4/6	W, 4-3	Abeline Christian	Fayetteville
4/6	W, 11-1	Abeline Christian	Fayetteville
	W, 8-1	Carthage	Fayetteville
	T, 2-2	Carthage	Fayetteville
4/13	W, 6-2	SMS	Fayetteville
4/13	L, 2-3	SMS	Fayetteville
4/17	W, 0	Pittsburg State	Fayetteville
4/17	W, 11-1	Pittsburg State	Fayetteville
4/19	W, 11-0	Oklahoma City	Oklahoma City, Okla.

4/19	W, 13-1	Oklahoma City	Oklahoma City, Okla.
4/21	L, 4-6	Oklahoma State	Stillwater, Okla.
4/21	L, 4-7	Oklahoma State	Stillwater, Okla.
4/24	W, 6-5	Memphis	Fayetteville
4/24	W, 4-3	Memphis	Fayetteville
4/27	W, 6-1	Oral Roberts	Tulsa, Okla.
4/27	L, 4-6	Oral Roberts	Tulsa, Okla.
5/4	W, 12-11	Oral Roberts	Fayetteville
5/4	L, 2-5	Oral Roberts	Fayetteville
5/5	W, 12-1	Evangel	Springfield, Mo.
5/5	W, 13-0	Evangel	Springfield, Mo.
5/7	L, 4-6	Creighton	Omaha, Neb.
5/7	W, 2-0	Creighton	Omaha, Neb.
5/8	L, 2-3	Creighton	Omaha, Neb.
5/8	L, 1-2	Creighton	Omaha, Neb.
5/15	W, 5-2	Union	Fayetteville
5/15	L, 2-6	Union	Fayetteville

1972 (16-16) Norm DeBriyn

Date	Result	Opponent	Location
3/8	W, 8-2	Lincoln	Fayetteville
3/8	W, 10-0	Lincoln	Fayetteville
3/10	W, 12-4	William Jewell	Fayetteville
3/11	W, 3-2	William Jewell	Fayetteville
	L, 3-15	Tulsa	Fayetteville
	L, 3-4	Tulsa	Fayetteville
	L, 4-5	Northeastern (Okla.) St.	Fayetteville
	W, 2-0	Northeastern (Okla.) St.	Fayetteville
3/18	W, 9-4	Drake	Fayetteville
3/18	W, 4-2	Drake	Fayetteville
3/20	W, 9-6	St. Cloud State	Fayetteville
3/22	W, 9-6	Missouri	Columbia, Mo.
3/22	L, 1-3	Missouri	Columbia, Mo.



Arkansas' legendary skipper Norm DeBriyn took over the Razorback program in 1970 and built it into a national power over his 33 years at the helm. He won a school-record 1,161 games and three conference titles.

3/25	L, 4-8	Oral Roberts	Tulsa, Okla.
3/25	W, 2-1	Oral Roberts	Tulsa, Okla.
3/28	L, 4-5	West Texas State	Tulsa, Okla.
3/30	L, 2-3	Tulsa	Tulsa, Okla.
3/31	W, 1-0	Buena Vista	Tulsa, Okla.
4/1	L, 0-3	Tulsa	Tulsa, Okla.
4/1	L, 3-4	West Texas State	Tulsa, Okla.
4/2	L, 3-5	Tulsa	Tulsa, Okla.
4/6	L, 2-6	Southwestern (Okla.) St.	Fayetteville
4/7	W, 8-5	Missouri Western	Fayetteville
4/7	W, 4-3	Missouri Western	Fayetteville
4/11	W, 5-0	Pittsburg State	Fayetteville
4/11	W, 9-0	Pittsburg State	Fayetteville
4/18	L, 2-7	SMS	Springfield, Mo.
4/18	W, 8-7	SMS	Springfield, Mo.
4/22	L, 2-4	Union	Jackson, Tenn.
4/22	L, 2-6	Union	Jackson, Tenn.
5/2	L, 2-3	Oklahoma	Norman, Okla.
5/2	L, 3-4	Oklahoma	Norman, Okla.

1973 (23-7) Norm DeBriyn

Date	Result	Opponent	Location
	W, 3-1	Southern Methodist	Dallas, Texas
	W, 4-3	Southern Methodist	Dallas, Texas
3/14	W, 9-7	Kansas State	Fayetteville
3/14	W, 8-2	Kansas State	Fayetteville
3/17	W, 6-5	Notre Dame	Las, Cruces, N. Mex.
3/17	W, 8-4	New Mexico St.	Las, Cruces, N. Mex.
3/18	L, 0-10	Tulsa	Tulsa, Okla.
3/19	T, 17-17	St. Cloud State	Fayetteville
3/22	W, 11-10	Drake	Fayetteville
3/22	W, 3-2	Drake	Fayetteville
3/27	W, 4-0	St. Olaf	Fayetteville
	W, 6-1	Oklahoma City	Oklahoma City, Okla.
	W, 10-0	Oklahoma City	Oklahoma City, Okla.
	W, 7-5	SMS	Fayetteville
	W, 13-4	SMS	Fayetteville
4/14	W, 1-0	Memphis	Fayetteville
4/14	L, 0-3	Memphis	Fayetteville
	W, 5-4	Evangel	Fayetteville
	W, 11-0	Evangel	Fayetteville
	W, 5-4	Oral Roberts	Tulsa, Okla.
	L, 0-2	Oral Roberts	Tulsa, Okla.
4/21	W, 8-2	Oklahoma City	Fayetteville
4/21	W, 3-2	Oklahoma City	Fayetteville
4/24	W, 2-0	Tulsa	Fayetteville
4/24	L, 2-7	Tulsa	Fayetteville
4/27	W, 5-1	Creighton	Omaha, Neb.
4/27	W, 11-2	Creighton	Omaha, Neb.
4/28	W, 3-1	Creighton	Omaha, Neb.
4/28	L, 2-6	Creighton	Omaha, Neb.
5/27+	L, 0-6	Trinity	Arlington, Texas
5/28+	L, 2-4	Texas Pan-American	Arlington, Texas

1974 (22-21; 9-15 7th SWC)

Norm DeBriyn

Date	Result	Opponent	Location
3/2	W, 8-4	Northeastern (Okla.) St.	Fayetteville
3/2	W, 4-1	Northeastern (Okla.) St.	Fayetteville
3/5	W, 4-0	Missouri Western	Fayetteville
3/5	W, 5-2	Missouri Western	Fayetteville
3/6	L, 1-12	Creighton	Fayetteville
3/6	W, 12-4	Creighton	Fayetteville
3/8	L, 6-7	*Baylor	Waco, Texas
3/9	L, 2-7	*Baylor	Waco, Texas
3/9	L, 0-9	*Baylor	Waco, Texas
3/12	L, 1-2	Kansas St.	Fayetteville
3/12	L, 1-2	Kansas St.	Fayetteville
3/15	W, 4-2	*SMU	Fayetteville
3/16	W, 11-3	*SMU	Fayetteville
3/16	W, 6-2	*SMU	Fayetteville
3/18	W, 4-2	Mankato St.	Fayetteville
3/18	L, 3-9	Mankato St.	Fayetteville
3/22	L, 2-5	*Texas A&M	College Station, Texas
3/23	L, 1-15	*Texas A&M	College Station, Texas
3/23	L, 0-15	*Texas A&M	College Station, Texas
3/27	W, 1-0	Oral Roberts	Tulsa, Okla.
3/27	L, 0-1	Oral Roberts	Tulsa, Okla.
3/25	W, 5-4	Lamar	Fayetteville
3/29	L, 4-19	*Texas	Fayetteville
3/30	L, 2-3	*Texas	Fayetteville
3/30	W, 8-5	*Texas	Fayetteville
4/2	L, 4-5	Oklahoma City	Oklahoma City, Okla.
4/2	W, 9-0	Oklahoma City	Oklahoma City, Okla.
4/6	L, 5-6	*Rice	Fayetteville
4/6	W, 6-3	*Rice	Fayetteville
4/6	W, 9-7	*Rice	Fayetteville
4/9	W, 9-5	SW Missouri St.	Springfield, Miz.

4/9	W, 10-8	SW Missouri St.	Springfield, Miz.
4/12	L, 2-8	*TCU	Fort Worth, Texas
4/13	L, 5-6	*TCU	Fort Worth, Texas
4/13	L, 3-5	*TCU	Fort Worth, Texas
4/15	W, 6-4	Evangel	Springfield, Miz.
4/15	W, 5-3	Evangel	Springfield, Miz.
4/19	W, 9-3	*Texas Tech	Fayetteville
4/20	W, 15-6	*Texas Tech	Fayetteville
4/20	W, 7-6	*Texas Tech	Fayetteville
4/27	L, 0-8	*Houston	Houston, Texas
4/27	L, 5-6	*Houston	Houston, Texas
4/27	L, 3-8	*Houston	Houston, Texas

* SWC Game

1975 (20-22; 8-14 7th SWC)

Norm DeBriyn

Date	Result	Opponent	Location
3/1	L, 0-3	Kansas State	Fayetteville
3/1	W, 6-1	Kansas State	Fayetteville
3/2	L, 4-5	Kansas State	Fayetteville
3/2	W, 11-1	Kansas State	Fayetteville
3/4	W, 7-6	Northeastern (Okla.) St.	Fayetteville
3/4	W, 8-6	Northeastern (Okla.) St.	Fayetteville
3/7	L, 2-11	*Baylor	Fayetteville
3/8	W, 5-4	*Baylor	Fayetteville
3/8	W, 7-4	*Baylor	Fayetteville
	W, 4-1	*SMU	Dallas, Texas
3/17	W, 3-2	Baker	Fayetteville
3/17	L, 0-2	Baker	Fayetteville
3/21	W, 4-1	*Texas A&M	Fayetteville
3/22	L, 2-3	*Texas A&M	Fayetteville
3/22	L, 0-5	*Texas A&M	Fayetteville
3/24	W, 15-6	Nebraska	Fayetteville
3/24	W, 10-4	Nebraska	Fayetteville
3/25	L, 4-5	Nebraska	Fayetteville
3/25	W, 4-2	Nebraska	Fayetteville
3/29	L, 1-6	*Texas	Austin, Texas
3/29	L, 1-5	*Texas	Austin, Texas
3/29	L, 2-3	*Texas	Austin, Texas
3/3	W, 9-2	Northeastern (Okla.) St.	Fayetteville
3/3	W, 4-0	Northeastern (Okla.) St.	Fayetteville
4/4	W, 5-0	*Rice	Houston, Texas
4/5	L, 1-5	*Rice	Houston, Texas
4/5	L, 0-9	*Rice	Houston, Texas
4/8	L, 7-8	Southwestern (Okla.) St.	Fayetteville
4/8	L, 4-7	Southwestern (Okla.) St.	Fayetteville
4/11	L, 8-9	*TCU	Fort Worth, Texas
4/12	L, 1-13	*TCU	Fort Worth, Texas
4/12	L, 2-4	*TCU	Fort Worth, Texas
4/15	W, 5-1	Oral Roberts	Fayetteville
4/15	W, 4-2	Oral Roberts	Fayetteville
4/18	W, 6-4	*Texas Tech	Lubbock, Texas
4/19	L, 5-14	*Texas Tech	Lubbock, Texas
4/19	L, 11-13	*Texas Tech	Lubbock, Texas
4/21	L, 0-6	American Christian	Fayetteville
4/21	L, 1-2	American Christian	Fayetteville
4/25	W, 5-1	*Houston	Houston, Texas
4/26	W, 3-0	*Houston	Houston, Texas
4/26	L, 3-10	*Houston	Houston, Texas

* SWC Game

1976 (31-15-1; 12-12 5th SWC)

Norm DeBriyn

Date	Result	Opponent	Location
2/28	W, 2-0	Northeastern (Okla.) St.	Fayetteville
2/28	W, 7-6	Northeastern (Okla.) St.	Fayetteville
3/5	L, 4-9	*Houston	Houston, Texas
3/6	L, 0-1	*Houston	Houston, Texas
3/6	L, 2-3	*Houston	Houston, Texas
3/10	W, 11-0	Baker	Fayetteville
3/11	W, 9-7	Baker	Fayetteville
3/12	W, 7-0	Missouri Southern	Fayetteville
3/12	T, 0-0	*Missouri Southern (12)	Fayetteville
3/13	W, 9-1	Southwest Baptist	Fayetteville
3/13	W, 6-1	Southwest Baptist	Fayetteville
3/14	W, 6-4	William Jewell	Fayetteville
3/15	W, 1-0	Tulsa	Fayetteville
3/15	W, 1-0	Tulsa	Fayetteville
3/19	W, 5-4	*Texas Tech	Fayetteville
3/20	W, 4-3	*Texas Tech	Fayetteville
3/20	W, 10-2	*Texas Tech	Fayetteville
3/22	W, 6-5	Luther	Fayetteville
3/22	W, 13-3	Luther	Fayetteville
3/23	W, 2-0	Mankato State	Fayetteville
3/23	W, 2-0	Mankato State	Fayetteville
3/26	W, 17-2	*SMU	Dallas, Texas
3/27	W, 10-1	*SMU	Dallas, Texas
3/27	W, 2-1	*SMU	Dallas, Texas





All-Time Results

RAZORBACKS GAME-BY-GAME RESULTS FROM 1976-1980

3/29	L, 2-5	Illinois - Edwards	Fayetteville
3/29	W, 7-3	Illinois - Edwards	Fayetteville
3/30	W, 6-5	Oral Roberts	Tulsa, Okla.
3/30	L, 3-6	Oral Roberts	Tulsa, Okla.
4/2	W, 7-5	*TCU	Fayetteville
4/3	L, 5-6	*TCU	Fayetteville
4/3	W, 7-6	*TCU	Fayetteville
4/6	W, 11-3	SMS	Fayetteville
4/6	W, 8-5	SMS	Fayetteville
4/9	L, 0-5	*Baylor	Waco, Texas
4/10	L, 0-2	*Baylor	Waco, Texas
4/10	L, 2-5	*Baylor	Waco, Texas
4/16	W, 4-1	*Rice	Fayetteville
4/17	W, 4-1	*Rice	Fayetteville
4/17	W, 1-0	*Rice	Fayetteville
4/23	L, 1-10	*Texas	Austin, Texas
4/24	L, 3-6	*Texas	Austin, Texas
4/24	W, 5-2	*Texas	Austin, Texas
4/27	W, 2-0	American Christian	Fayetteville
4/27	L, 0-1	American Christian	Fayetteville
4/30	L, 6-7	*Texas A&M	Fayetteville
5/1	L, 1-3	*Texas A&M	Fayetteville
5/1	L, 5-7	*Texas A&M	Fayetteville

* SWC Game
\$ Game called after 12 innings

1977 (33-18; 14-10 4th SWC)

Norm DeBriyn

Date	Result	Opponent	Location
2/19	W, 11-2	Northeastern (Okla.) St.	Fayetteville
2/19	W, 5-0	Northeastern (Okla.) St.	Fayetteville
2/22	W, 7-0	Oral Roberts	Fayetteville
2/22	L, 0-2	Oral Roberts	Fayetteville
2/25	L, 0-6	*Texas A&M	College Station, Texas
2/26	L, 3-4	*Texas A&M	College Station, Texas
2/26	L, 0-4	*Texas A&M	College Station, Texas
3/1	W, 2-0	Southwestern (Okla.) St.	Fayetteville
3/2	W, 11-0	NE (Okla.) St.	Fayetteville
3/4	W, 5-3	*Houston	Fayetteville
3/5	W, 2-0	*Houston	Fayetteville
3/5	L, 0-5	*Houston	Fayetteville
3/7	W, 6-0	Baker	Fayetteville
3/7	W, 11-1	Baker	Fayetteville
3/9	W, 6-0	Missouri Southern	Fayetteville
3/9	W, 7-6	Missouri Southern	Fayetteville
3/10	W, 5-1	William Jewell	Fayetteville
3/10	W, 2-0	William Jewell	Fayetteville
3/13	W, 8-0	Creighton	Fayetteville
3/14	W, 4-1	Iowa State	Fayetteville
3/14	W, 2-0	Iowa State	Fayetteville
3/15	L, 1-2	Tulsa	Tulsa, Okla.
3/15	L, 4-6	Tulsa	Tulsa, Okla.
3/18	W, 13-10	*Texas Tech	Lubbock, Texas
3/19	L, 4-7	*Texas Tech	Lubbock, Texas
3/19	W, 14-7	*Texas Tech	Lubbock, Texas
3/23	W, 4-3	Eastern Michigan	Fayetteville
3/23	W, 8-1	Eastern Michigan	Fayetteville
3/25	W, 1-0	*SMU	Fayetteville
3/26	W, 4-1	*SMU	Fayetteville
3/26	W, 3-1	*SMU	Fayetteville
4/1	L, 2-5	*TCU	Forth Worth, Texas
4/2	W, 3-0	*TCU	Forth Worth, Texas
4/2	W, 6-5	*TCU	Forth Worth, Texas
4/5	W, 4-3	SMS	Fayetteville
4/5	W, 6-3	SMS	Fayetteville
4/8	L, 3-5	*Baylor	Fayetteville
4/9	W, 5-2	*Baylor	Fayetteville
4/9	W, 6-1	*Baylor	Fayetteville
4/11	W, 5-2	Oklahoma	Norman, Okla.
4/11	L, 3-4	Oklahoma	Norman, Okla.
4/15	L, 3-8	*Rice	Houston, Texas
4/16	W, 7-1	*Rice	Houston, Texas
4/16	W, 9-4	*Rice	Houston, Texas
4/19	L, 3-6	Tulsa	Fayetteville
4/19	L, 1-6	Tulsa	Fayetteville
4/22	L, 1-5	*Texas	Fayetteville
4/23	L, 1-7	*Texas	Fayetteville
4/23	W, 1-0	*Texas	Fayetteville
5/13/1	L, 2-5	Texas A&M	Austin, Texas
5/14/1	L, 1-8	Texas	Austin, Texas

* SWC Game
! SWC Tournament

1978 (31-13; 18-6 2nd SWC)

Norm DeBriyn

Date	Result	Opponent	Location
2/17	W, 5-3	Missouri Southern	Fayetteville

2/17	W, 6-0	Missouri Southern	Fayetteville
2/25	W, 9-4	Tulsa	Fayetteville
2/25	L, 0-10	Tulsa	Fayetteville
3/3	W, 5-4	*Texas	Austin, Texas
3/4	W, 2-1	*Texas	Austin, Texas
3/4	L, 3-18	*Texas	Austin, Texas
3/6	W, 7-6	Northwestern Missouri St.	Fayetteville
3/6	L, 2-4	Northwestern Missouri St.	Fayetteville
3/10	W, 6-0	*Rice	Fayetteville
3/11	W, 1-0	*Rice	Fayetteville
3/11	W, 6-0	*Rice	Fayetteville
3/17	L, 11-12	*Baylor	Waco, Texas
3/18	W, 7-6	*Baylor	Waco, Texas
3/18	L, 8-9	*Baylor	Waco, Texas
3/20	W, 5-1	Luther	Fayetteville
3/20	W, 10-0	Luther	Fayetteville
3/21	W, 6-3	Missouri Western	Fayetteville
3/21	L, 8-9	Missouri Western	Fayetteville
3/24	W, 6-3	*TCU	Fayetteville
3/25	W, 4-3	*TCU	Fayetteville
3/25	W, 7-2	*TCU	Fayetteville
3/31	W, 5-2	*SMU	Dallas, Texas
4/1	W, 9-2	*SMU	Dallas, Texas
4/1	W, 6-4	*SMU	Dallas, Texas
4/5	L, 4-15	SMS	Springfield, Mo.
4/5	W, 3-2	SMS	Springfield, Mo.
4/7	W, 6-1	*Texas Tech	Fayetteville
4/8	W, 13-2	*Texas Tech	Fayetteville
4/8	W, 2-1	*Texas Tech	Fayetteville
4/13	W, 4-0	North Texas	Fayetteville
4/13	W, 12-0	North Texas	Fayetteville
4/14	W, 9-0	North Texas	Fayetteville
4/14	W, 6-0	North Texas	Fayetteville
4/21	W, 6-5	*Houston	Houston, Texas
4/22	W, 5-1	*Houston	Houston, Texas
4/22	L, 4-14	*Houston	Houston, Texas
4/25	W, 8-6	Tulsa	Tulsa, Okla.
4/28	L, 1-6	*Texas A&M	Fayetteville
4/29	L, 0-5	*Texas A&M	Fayetteville
4/29	W, 6-5	*Texas A&M	Fayetteville
5/3	L, 2-3	Tulsa	Tulsa, Okla.
5/12/1	L, 0-1	Baylor	Austin, Texas
5/13/1	L, 0-5	Texas A&M	Austin, Texas

* SWC Game
! SWC Tournament

1979 (49-15; 19-5 2nd SWC)

Norm DeBriyn

Date	Result	Opponent	Location
2/23	W, 7-1	William Jewell	Fayetteville
2/23	W, 13-2	William Jewell	Fayetteville
2/27	W, 5-0	Missouri Southern	Fayetteville
2/27	W, 3-2	Missouri Southern	Fayetteville
3/2	W, 2-0	*Texas	Fayetteville
3/3	L, 2-3	*Texas	Fayetteville
3/3	L, 0-1	*Texas	Fayetteville

3/4	L, 2-3	Southern Illinois	Fayetteville
3/4	L, 5-18	Southern Illinois	Fayetteville
3/5	W, 5-0	Southwest Baptist	Fayetteville
3/5	W, 9-2	Southwest Baptist	Fayetteville
3/6	W, 4-1	Tulsa	Fayetteville
3/6	W, 8-1	Tulsa	Fayetteville
3/9	W, 6-3	*Rice	Houston, Texas
3/10	W, 7-2	*Rice	Houston, Texas
3/10	W, 12-3	*Rice	Houston, Texas
3/16	W, 12-1	*Baylor	Fayetteville
3/17	W, 5-1	*Baylor	Fayetteville
3/17	L, 0-4	*Baylor	Fayetteville
3/19	W, 13-0	Missouri Western	Fayetteville
3/19	W, 7-6	Missouri Western (11)	Fayetteville
3/23	W, 7-1	*TCU	Fort Worth, Texas
3/24	W, 10-1	*TCU	Fort Worth, Texas
3/24	W, 9-4	*TCU	Fort Worth, Texas
3/26	W, 6-2	Eastern Michigan	Fayetteville
3/26	W, 1-0	Eastern Michigan	Fayetteville
3/27	W, 7-4	Iowa	Fayetteville
3/27	W, 6-0	Eastern Michigan	Fayetteville
3/30	W, 3-1	*SMU	Fayetteville
3/31	W, 3-1	*SMU	Fayetteville
3/31	W, 9-2	*SMU	Fayetteville
4/3	W, 5-1	SMS	Fayetteville
4/3	W, 4-3	SMS	Fayetteville
4/6	L, 8-9	*Texas Tech	Lubbock, Texas
4/7	W, 6-2	*Texas Tech	Lubbock, Texas
4/7	W, 12-9	*Texas Tech	Lubbock, Texas
4/13	W, 4-0	South Dakota	Fayetteville
4/13	W, 7-0	South Dakota	Fayetteville
4/14	W, 7-1	South Dakota	Fayetteville
4/14	W, 8-1	South Dakota	Fayetteville
4/17	L, 2-5	Oral Roberts	Tulsa, Okla.
4/20	W, 5-3	*Houston	Fayetteville
4/21	W, 3-0	*Houston	Fayetteville
4/21	W, 11-10	*Houston (8)	Fayetteville
4/27	L, 0-6	*Texas A&M	College Station, Texas
4/28	W, 2-0	*Texas A&M (11)	College Station, Texas
4/28	W, 9-1	*Texas A&M	College Station, Texas
	L, 8-9	Missouri Southern	Joplin, Mo.
	W, 6-5	Missouri Southern	Joplin, Mo.
	L, 6-7	Wichita State	Wichita, Kan.
	L, 4-5	Wichita State	Wichita, Kan.
5/12/1	W, 6-1	Baylor	Austin, Texas
5/13/1	L, 2-6	Texas	Austin, Texas
5/14/1	W, 6-2	Texas A&M	Austin, Texas
5/14/1	L, 6-12	Texas	Austin, Texas
5/25+	W, 12-11	George Washington	Tallahassee, Fla.
5/26+	W, 9-1	Florida	Tallahassee, Fla.
5/26+	W, 8-6	Delaware	Tallahassee, Fla.
5/27+	W, 4-3	Delaware	Tallahassee, Fla.
6/1#	W, 5-4	Pepperdine	Omaha, Neb.
6/3#	W, 10-3	Arizona	Omaha, Neb.
6/5#	W, 9-4	Texas	Omaha, Neb.
6/6#	L, 10-13	Cal State-Fullerton	Omaha, Neb.
6/8#	L, 1-2	Cal State-Fullerton	Omaha, Neb.

* SWC Game
! SWC Tournament
+ NCAA East Regional
College World Series

1980 (44-22; 15-8 3rd SWC)

Norm DeBriyn

Date	Result	Opponent	Location
2/15	W, 9-3	Texas - Pan American Edinburg, Texas	
2/15	L, 0-2	Texas - Pan American Edinburg, Texas	
2/16	L, 1-3	Texas - Pan American Edinburg, Texas	
2/16	L, 0-5	Texas - Pan American Edinburg, Texas	
2/17	W, 4-2	Texas - Pan American Edinburg, Texas	
2/17	L, 2-3	Texas - Pan American Edinburg, Texas	
2/22	W, 15-0	Missouri Southern	Fayetteville
2/22	W, 7-0	Missouri Southern	Fayetteville
2/23	W, 10-0	Tulsa	Fayetteville
2/23	W, 12-0	Tulsa	Fayetteville
2/29	W, 2-0	*SMU	Dallas, Texas
3/1	L, 1-2	*SMU	Dallas, Texas
3/1	L, 1-9	*SMU	Dallas, Texas
3/7	W, 2-1	*Texas Tech	Fayetteville
3/8	L, 3-5	*Texas Tech	Fayetteville
3/8	W, 9-2	*Texas Tech	Fayetteville
3/9	W, 6-5	Southern Illinois	Fayetteville
3/9	L, 4-8	Southern Illinois	Fayetteville
3/10	W, 11-6	Northwestern Missouri St.	Fayetteville
3/10	W, 7-1	Northwestern Missouri St.	Fayetteville
3/11	L, 3-7	Oral Roberts	Fayetteville
3/11	L, 0-5	Oral Roberts	Fayetteville
3/12	W, 10-3	Southwest Baptist	Fayetteville
3/12	W, 11-1	Southwest Baptist	Fayetteville
3/13	W, 16-2	Baker	Fayetteville
3/13	W, 9-4	Baker	Fayetteville
3/14	W, 8-4	Kansas State	Fayetteville
3/14	W, 8-3	Kansas State	Fayetteville
3/15	W, 9-0	Wisconsin	Fayetteville
3/15	W, 3-0	Wisconsin	Fayetteville
3/16	W, 9-0	Wisconsin	Fayetteville
3/16	W, 9-0	Wisconsin	Fayetteville
3/21	W, 13-6	*Houston	Houston, Texas
3/22	W, 4-2	*Houston	Houston, Texas
3/22	L, 6-11	*Houston	Houston, Texas
3/28	W, 4-2	*Texas A&M	Fayetteville
3/28	L, 5-8	*Texas A&M	Fayetteville
4/1	W, 2-1	Centenary	Fayetteville
4/1	W, 7-5	Centenary	Fayetteville
4/4	W, 2-1	*Texas	Austin, Texas
4/5	L, 3-15	*Texas	Austin, Texas
4/5	W, 8-6	*Texas	Austin, Texas
4/11	W, 14-6	*Rice	Fayetteville
4/12	W, 5-2	*Rice	Fayetteville
4/12	L, 8-9	*Rice	Fayetteville
4/15	W, 8-3	Tulsa	Tulsa, Okla.
4/15	W, 17-6	Tulsa	Tulsa, Okla.
4/18	L, 1-2	*Baylor	Waco, Texas



Arkansas' 1979 team made the school's first appearance in the College World Series and finished second.





All-Time Results

RAZORBACKS GAME-BY-GAME RESULTS FROM 1980-1984

4/19	W, 3-2	*Baylor	Waco, Texas
4/19	W, 7-6	*Baylor	Waco, Texas
4/23	L, 6-7	Mississippi St. (11)	Greenville, Miss.
4/25	W, 5-1	*TCU	Fayetteville
4/26	W, 3-2	*TCU	Fayetteville
4/26	W, 18-17	*TCU	Fayetteville
4/29	W, 7-6	Oklahoma State	Tulsa, Okla.
5/3	W, 4-2	Oral Roberts	Tulsa, Okla.
5/4	L, 2-6	Wichita State	Wichita, Kan.
5/4	L, 0-14	Wichita State	Wichita, Kan.
5/7!	W, 19-10	Texas A&M	College Station, Texas
5/8!	L, 4-6	Texas	College Station, Texas
5/9!	W, 6-5	Texas Tech	College Station, Texas
5/9!	W, 8-7	Texas	College Station, Texas
5/10!	L, 4-9	Texas	College Station, Texas
5/22+	W, 3-2	Oral Roberts	Tulsa, Okla.
5/23+	L, 0-6	Missouri	Tulsa, Okla.
5/24+	L, 1-7	California	Tulsa, Okla.

* SWC Game

! SWC Tournament

+ NCAA Midwest Regional

1981 (31-21; 12-9 2nd SWC)

Norm DeBriyn

Date	Result	Opponent	Location
2/21	L, 4-5	Oklahoma State (11)	Fayetteville
2/24	W, 8-2	Missouri Southern	Fayetteville
2/24	W, 7-4	Missouri Southern	Fayetteville
2/28	W, 25-5	Western Michigan	Lakeland, Fla.
3/1	W, 17-10	Eastern Michigan	Lakeland, Fla.
3/2	W, 7-5	Missouri	Lakeland, Fla.
3/3	L, 5-7	Eastern Michigan	Lakeland, Fla.
3/3	L, 6-8	Missouri	Lakeland, Fla.
3/4	L, 3-5	Florida Southern	Lakeland, Fla.
3/5	W, 13-3	Florida Southern	Lakeland, Fla.
3/6	W, 6-2	Eastern Michigan	Lakeland, Fla.
3/6	W, 9-8	Eastern Michigan	Lakeland, Fla.
3/7	W, 15-11	Western Michigan	Lakeland, Fla.
3/10	L, 3-6	*Oral Roberts	Fayetteville
3/10	L, 6-11	*Oral Roberts	Fayetteville
3/13	W, 4-1	*TCU	Fort Worth, Texas
3/14	L, 5-6	*TCU	Fort Worth, Texas
3/14	L, 5-6	*TCU	Fort Worth, Texas
3/16	W, 15-2	Missouri Western	Fayetteville
3/16	W, 10-0	Missouri Western	Fayetteville
3/17	W, 20-9	Southwest Baptist	Fayetteville
3/17	W, 8-3	Southwest Baptist	Fayetteville
3/20	W, 11-3	*Baylor	Fayetteville
3/21	W, 3-1	*Baylor	Fayetteville
3/21	W, 12-0	*Baylor	Fayetteville
3/27	W, 3-2	*Rice	Houston, Texas
3/28	L, 4-5	*Rice	Houston, Texas
3/28	L, 3-4	*Rice	Houston, Texas
4/3	W, 7-0	*Texas	Fayetteville
4/4	L, 4-5	*Texas	Fayetteville
4/4	L, 6-8	*Texas	Fayetteville
4/10	W, 4-0	*Texas A&M	College Station, Texas
4/11	L, 2-9	*Texas A&M	College Station, Texas
4/11	W, 19-6	*Texas A&M	College Station, Texas
4/17	L, 3-5	*Houston	Fayetteville
4/18	W, 15-4	*Houston	Fayetteville
4/18	W, 2-1	*Houston	Fayetteville
4/24	W, 13-4	*Texas Tech	Lubbock, Texas
4/25	W, 8-5	*Texas Tech	Lubbock, Texas
4/25	L, 5-7	*Texas Tech	Lubbock, Texas
4/27	W, 6-4	SMS	Fayetteville
4/27	L, 3-4	SMS	Fayetteville
4/29	L, 6-11	Mississippi State	Greenville, Miss.
5/1	W, 8-6	Oral Roberts	Tulsa, Okla.
5/2	L, 1-5	Oral Roberts	Tulsa, Okla.
5/2	L, 2-8	Oral Roberts	Tulsa, Okla.
5/15!	L, 2-7	Houston	Austin, Texas
5/16!	W, 5-4	Rice	Austin, Texas
5/17!	W, 9-3	Houston	Austin, Texas
5/18!	L, 1-11	Texas	Austin, Texas


* SWC Game

! SWC Tournament

1982 (40-15-2; 13-8 3rd SWC)

Norm DeBriyn

Date	Result	Opponent	Location
2/20	W, 7-2	Missouri Southern	Fayetteville
2/20	W, 14-2	Missouri Southern	Fayetteville
2/26	W, 5-0	Northeastern (Okla.) St.	Fayetteville
2/26	W, 7-1	Northeastern (Okla.) St.	Fayetteville
3/2	L, 0-3	Southern Illinois	Fayetteville
3/2	W, 2-1	Southern Illinois	Fayetteville



Kevin McReynolds was the Southwest Conference's first triple crown winner in 1980. He was drafted No. 6 overall by the Padres in 1981 and ended his career at Arkansas leading 12 offensive categories.

3/7	W, 3-1	Northwest Missouri St.	Fayetteville
3/7	W, 4-1	Northwest Missouri St.	Fayetteville
3/8	W, 3-0	Northwest Missouri St.	Fayetteville
3/8	T, 7-7	Northwest Missouri St.	Fayetteville
3/9	W, 12-4	South Dakota	Fayetteville
3/9	W, 10-0	South Dakota	Fayetteville
3/13	W, 3-1	*TCU	Fayetteville
3/13	W, 2-1	*TCU	Fayetteville
3/13	W, 8-4	*TCU	Fayetteville
3/14	W, 11-1	Missouri Western	Fayetteville
3/15	W, 11-0	Missouri Western	Fayetteville
3/15	W, 7-0	Missouri Western	Fayetteville
3/16	W, 5-1	Evangel	Fayetteville
3/16	W, 4-1	Evangel	Fayetteville
3/17	W, 10-2	North Dakota State	Fayetteville
3/17	W, 10-1	North Dakota State	Fayetteville
3/19	W, 8-2	*Baylor	Waco, Texas
3/20	W, 8-7	*Baylor	Waco, Texas
3/20	L, 4-5	*Baylor (10)	Waco, Texas
3/21	W, 5-3	Indiana	Fayetteville
3/26	T, 4-4	*Rice (11)	Fayetteville
3/27	W, 2-1	*Rice	Fayetteville
3/27	W, 17-2	*Rice	Fayetteville
3/28	W, 6-1	*Rice	Fayetteville
4/2	W, 8-1	*Texas	Austin, Texas
4/3	L, 5-11	*Texas	Austin, Texas
4/3	L, 2-5	*Texas	Austin, Texas
4/9	W, 6-5	*Texas A&M	Fayetteville
4/10	L, 2-5	*Texas A&M	Fayetteville
4/10	W, 16-9	*Texas A&M	Fayetteville
4/11	W, 7-2	Ole Miss	Fayetteville
4/16	L, 3-7	*Houston	Houston, Texas
4/17	L, 0-2	*Houston	Houston, Texas
4/17	W, 1-0	*Houston (10)	Houston, Texas
4/20	W, 9-8	SMS	Fayetteville
4/20	W, 6-2	SMS	Fayetteville
4/23	W, 7-6	*Texas Tech	Fayetteville
4/24	L, 3-4	*Texas Tech	Fayetteville
4/24	L, 8-11	*Texas Tech	Fayetteville
4/28	L, 7-8	Mississippi State	Greenville, Miss.
4/30	W, 4-2	Dallas Baptist	Fayetteville
4/30	W, 6-1	Dallas Baptist	Fayetteville
5/1	L, 1-3	Dallas Baptist	Fayetteville
5/1	W, 7-2	Dallas Baptist	Fayetteville
5/8	W, 10-3	Oral Roberts	Fayetteville
5/8	L, 1-9	Oral Roberts	Fayetteville
5/9	L, 4-9	Oral Roberts	Tulsa, Okla.
5/9	W, 10-4	Oral Roberts	Tulsa, Okla.
5/14!	W, 9-6	Houston	College Station, Texas
5/15!	L, 0-8	Texas	College Station, Texas
5/16!	L, 8-9	Houston	College Station, Texas

* SWC Game

! SWC Tournament

1983 (44-21; 13-8 2nd SWC)

Norm DeBriyn

Date	Result	Opponent	Location
2/18	W, 8-7	Texas Wesleyan	Fayetteville
2/19	L, 0-2	Texas Wesleyan	Fayetteville
2/19	W, 11-5	Texas Wesleyan	Fayetteville
2/22	W, 19-3	Northeastern (Okla.) St.	Fayetteville
2/25	W, 11-3	Missouri Southern	Fayetteville
2/25	W, 8-6	Missouri Southern	Fayetteville
2/26	W, 10-1	Southwest Baptist	Fayetteville
2/26	W, 8-2	Southwest Baptist	Fayetteville
3/1	L, 3-7	Southern Illinois	Fayetteville
3/1	W, 6-2	Southern Illinois	Fayetteville
3/5	L, 4-11	Oklahoma	Norman, Okla.
3/5	W, 14-3	Oklahoma	Norman, Okla.
3/6	W, 13-4	Oklahoma City	Oklahoma City, Okla.
3/6	W, 7-2	Oklahoma	Norman, Okla.
3/11	W, 8-5	*Baylor	Fayetteville
3/12	W, 5-3	*Baylor	Fayetteville
3/12	L, 2-3	*Baylor	Fayetteville
3/13	W, 12-1	Kansas State	Fayetteville
3/14	W, 9-4	Missouri Western	Fayetteville
3/14	W, 13-2	Missouri Western	Fayetteville
3/15	W, 7-5	Central Missouri State	Fayetteville
3/15	W, 5-0	Central Missouri State	Fayetteville
3/16	W, 12-3	Central Missouri State	Fayetteville
3/16	W, 8-1	Central Missouri State	Fayetteville
3/17	W, 5-0	Notre Dame	Fayetteville
3/19	L, 1-6	*Rice	Houston, Texas
3/19	L, 2-3	*Rice (12)	Houston, Texas
3/20	W, 7-4	*Rice (10)	Houston, Texas
3/27	L, 4-9	*Texas	Little Rock, Ark.
3/27	L, 4-6	*Texas	Little Rock, Ark.
3/27	L, 9-11	*Texas	Little Rock, Ark.
4/1	W, 10-8	*Texas A&M	College Station, Texas
4/2	W, 3-0	*Texas A&M	College Station, Texas
4/2	W, 10-9	*Texas A&M	College Station, Texas
4/3	W, 8-5	Minnesota	Fayetteville
4/10	W, 1-0	*Houston	Fayetteville
4/10	L, 8-12	*Houston	Fayetteville
4/11	W, 9-1	*Houston	Fayetteville
4/16	W, 7-1	*Texas Tech	Lubbock, Texas
4/16	W, 8-7	*Texas Tech	Lubbock, Texas
4/17	L, 9-10	*Texas Tech	Lubbock, Texas
4/19	W, 6-3	SMS	Springfield, Mo.
4/19	L, 2-3	SMS	Springfield, Mo.
4/23	W, 4-3	*TCU	Fort Worth, Texas
4/23	W, 10-5	*TCU	Fort Worth, Texas
4/24	W, 9-3	*TCU	Fort Worth, Texas
4/26	L, 2-9	Mississippi State	Greenville, Miss.
4/27	W, 5-3	Mississippi State	Helena, Ark.
4/29	L, 9-19	Dallas Baptist	Fort Smith, Ark.
4/30	W, 8-4	Dallas Baptist	Fayetteville
4/30	W, 8-7	Dallas Baptist	Fayetteville

5/6	W, 6-3	Oral Roberts	Fayetteville
5/6	W, 11-3	Oral Roberts	Fayetteville
5/7	L, 3-8	Oral Roberts	Tulsa, Okla.
5/7	W, 4-1	Oral Roberts	Tulsa, Okla.
5/13	W, 4-3	Houston	Austin, Texas
5/14	L, 2-9	Texas	Austin, Texas
5/15!	W, 9-7	Houston	Austin, Texas
5/15!	W, 5-4	Texas	Austin, Texas
5/16!	L, 0-14	Texas	Austin, Texas
5/20	L, 3-5	Coastal Carolina	Fayetteville
5/21	L, 7-13	Coastal Carolina	Fayetteville
5/21	W, 6-4	Coastal Carolina	Fayetteville
5/26+	L, 6-7	Oral Roberts	Stillwater, Okla.
5/27+	L, 3-6	Wichita State	Stillwater, Okla.

* SWC Game

! SWC Tournament

+ NCAA Midwest Regional

1984 (40-16; 12-9 4th SWC)

Norm DeBriyn

Date	Result	Opponent	Location
2/17	W, 6-2	Texas Wesleyan	Fayetteville
2/18	W, 9-8	Texas Wesleyan	Fayetteville
2/18	W, 13-5	Texas Wesleyan	Fayetteville
2/25	W, 3-2	Eastern Michigan	Lakeland, Fla.
2/26	L, 10-15	Western Michigan	Lakeland, Fla.
2/27	L, 0-4	Missouri	Lakeland, Fla.
2/29	W, 8-1	Eastern Michigan	Lakeland, Fla.
3/1	W, 13-8	Western Michigan	Lakeland, Fla.
3/1	W, 5-1	Florida Southern	Lakeland, Fla.
3/2	W, 9-4	Western Michigan	Lakeland, Fla.
3/2	W, 4-1	Eastern Michigan	Lakeland, Fla.
3/10	W, 3-2	Indiana State	Fayetteville
3/10	W, 7-3	Indiana State	Fayetteville
3/11	W, 6-3	Indiana State	Fayetteville
3/13	W, 18-5	Illinois	Fayetteville
3/14	W, 6-5	Illinois	Fayetteville
3/16	W, 10-9	*Baylor	Waco, Texas
3/17	L, 7-8	*Baylor	Waco, Texas
3/17	W, 10-3	*Baylor	Waco, Texas
3/19	W, 8-2	Dallas Baptist	Fayetteville
3/20	L, 3-6	Dallas Baptist	Fayetteville
3/20	W, 3-0	Dallas Baptist	Fayetteville
3/21	W, 21-0	Southwest Baptist	Fayetteville
3/21	W, 33-4	Southwest Baptist	Fayetteville
3/22	W, 6-0	Eastern Illinois	Fayetteville
3/22	W, 16-2	Eastern Illinois	Fayetteville
3/23	W, 6-2	School of the Ozarks	Fayetteville
3/25	W, 5-3	*Rice	Fayetteville
3/25	W, 6-3	*Rice	Fayetteville
3/26	L, 2-7	*Rice	Fayetteville
3/30	L, 2-5	*Texas	Austin, Texas
3/31	L, 5-7	*Texas	Austin, Texas
3/31	W, 13-4	*Texas	Austin, Texas

RECORDS



All-Time Results

RAZORBACKS GAME-BY-GAME RESULTS FROM 1984-1988

4/6	L, 8-10	*Texas A&M	Fayetteville
4/7	W, 1-0	*Texas A&M	Fayetteville
4/7	W, 4-0	*Texas A&M	Fayetteville
4/9	W, 12-1	Missouri Southern	Fayetteville
4/14	L, 5-6	*Houston	Houston, Texas
4/14	W, 17-4	*Houston	Houston, Texas
4/15	L, 3-4	*Houston	Houston, Texas
4/17	W, 9-5	SMS	Fayetteville
4/17	W, 5-1	SMS	Fayetteville
4/20	L, 6-8	*Texas Tech	Fayetteville
4/21	L, 8-9	*Texas Tech	Fayetteville
4/21	W, 9-7	*Texas Tech	Fayetteville
4/24	L, 8-9	Mississippi St.	Greenville, Miss.
4/25	W, 10-9	Mississippi St. (10)	Little Rock, Ark.
4/28	W, 6-5	*TCU	Fayetteville
4/28	W, 8-5	*TCU	Fayetteville
4/29	W, 6-5	*TCU (10)	Fayetteville
5/4	W, 13-1	Oral Roberts	Fayetteville
5/4	W, 12-4	Oral Roberts	Fayetteville
5/5	L, 8-9	Oral Roberts	Tulsa, Okla.
5/5	W, 3-1	Oral Roberts	Tulsa, Okla.
5/11!	L, 1-8	Texas	Austin, Texas
5/12!	L, 1-8	Rice	Austin, Texas

*SWC Game
! SWC Tournament

1985 (51-15; 13-7 3rd SWC)

Norm DeBriyn

Date	Result	Opponent	Location
2/9	L, 2-5	Miami	Coral Gables, Fla.
2/9	L, 1-2	Miami	Coral Gables, Fla.
2/10	L, 0-4	Miami	Coral Gables, Fla.
2/16	W, 4-0	Oklahoma City	Fayetteville
2/16	W, 20-13	Oklahoma City	Fayetteville
2/17	W, 5-2	Oklahoma City	Fayetteville
2/22	W, 5-1	Kansas State	Fayetteville
2/25	W, 12-1	Missouri Southern	Fayetteville
2/25	W, 8-3	Missouri Southern	Fayetteville
3/1	W, 15-4	Lubbock Christian	Fayetteville
3/2	W, 15-1	Lubbock Christian	Fayetteville
3/2	W, 4-1	Lubbock Christian	Fayetteville
3/3	W, 11-3	Northwest Missouri St.	Fayetteville
3/4	W, 18-8	Northeast Missouri St.	Fayetteville
3/5	W, 15-6	Southeast Oklahoma St.	Fayetteville
3/8	W, 9-7	Indiana State	Fayetteville
3/9	W, 7-2	Indiana State	Fayetteville
3/9	W, 3-1	Indiana State	Fayetteville
3/17	W, 8-4	*Rice	Houston, Texas
3/17	L, 2-13	*Rice	Houston, Texas
3/18	W, 10-0	Missouri Western	Fayetteville
3/18	W, 4-0	Missouri Western	Fayetteville
3/19	W, 4-3	School of the Ozarks	Fayetteville
3/19	W, 6-0	School of the Ozarks	Fayetteville
3/22	W, 5-4	*Texas	Fayetteville
3/23	W, 2-1	*Texas	Fayetteville
3/23	L, 3-13	*Texas	Fayetteville
3/26	L, 1-3	Oklahoma State	Stillwater, Okla.
3/29	L, 2-6	*Texas A&M	College Station, Texas
3/31	W, 6-4	*Texas A&M	College Station, Texas
3/31	W, 15-4	*Texas A&M	College Station, Texas
4/2	L, 6-14	Oklahoma State	Fayetteville
4/5	W, 16-12	*Houston	Fayetteville
4/6	W, 5-4	*Houston	Fayetteville
4/6	L, 9-10	*Houston	Fayetteville
4/12	W, 14-4	*Texas Tech	Lubbock, Texas
4/13	W, 14-11	*Texas Tech	Lubbock, Texas
4/13	W, 22-5	*Texas Tech	Lubbock, Texas
4/16	W, 6-5	SMS	Fayetteville
4/19	W, 19-7	*TCU	Fort Worth, Texas
4/20	L, 3-4	*TCU	Fort Worth, Texas
4/20	W, 12-6	*TCU	Fort Worth, Texas
4/26	L, 6-7	*Baylor	Fayetteville
4/27	W, 5-4	*Baylor	Fayetteville
4/27	L, 8-11	*Baylor	Fayetteville
4/30	L, 2-16	Mississippi State	Greenville, Miss.
5/1	W, 13-1	Mississippi State	Little Rock, Ark.
5/3	W, 10-4	Kansas	Fayetteville
5/4	W, 6-5	Kansas	Fayetteville
5/4	W, 6-2	Kansas	Fayetteville
5/6	W, 14-4	Oklahoma Christian	Fayetteville
5/9	W, 6-4	Oral Roberts	Fayetteville
5/10	W, 5-1	Oral Roberts	Fayetteville
5/11	W, 9-5	Oral Roberts	Tulsa, Okla.
5/15!	W, 11-2	Louisiana-Lafayette	Fayetteville
5/17!	W, 6-4	Baylor	Fayetteville
5/18!	W, 9-5	Texas	Fayetteville
5/19!	W, 10-6	Texas	Fayetteville
5/23+	W, 20-13	Eastern Kentucky	Tallahassee, Fla.
5/24+	W, 13-9	George Mason	Tallahassee, Fla.

5/25+	W, 7-6	Florida State	Tallahassee, Fla.
5/26+	W, 7-5	Georgia Tech	Tallahassee, Fla.
5/31#	W, 1-0	South Carolina	Omaha, Neb.
6/3#	L, 4-5	Mississippi State	Omaha, Neb.
6/6#	W, 10-4	Stanford	Omaha, Neb.
6/8#	L, 7-8	Texas	Omaha, Neb.

*SWC Game

! SWC Tournament

+ NCAA South II Regional

College World Series

1986 (43-17; 15-6 3rd SWC)

Norm DeBriyn

Date	Result	Opponent	Location
2/15	W, 10-0	North Texas	Fayetteville
2/15	W, 9-0	North Texas	Fayetteville
2/16	W, 26-1	North Texas	Fayetteville
2/20	L, 7-8	Kansas State	Fayetteville
2/22	L, 7-8	LSU	Baton Rouge, La.
2/23	W, 7-6	LSU	Baton Rouge, La.
2/24	L, 0-3	Tulane	New Orleans, La.
2/25	L, 3-5	Nicholls State	Thibodaux, La.
2/26	L, 3-5	Louisiana-Lafayette	Lafayette, La.
2/27	W, 12-2	Louisiana Tech	Ruston, La.
3/1	W, 6-2	Memphis	Little Rock, Ark.
3/8	W, 6-5	Wichita State (10)	Fayetteville
3/9	L, 1-5	Indiana State	Fayetteville
3/9	W, 2-1	Indiana State	Fayetteville
3/10	W, 12-3	Indiana State	Fayetteville
3/11	W, 12-0	Missouri Western	Fayetteville
3/15	W, 6-0	*Rice	Fayetteville
3/15	W, 10-5	*Rice	Fayetteville
3/15	W, 15-7	*Rice	Fayetteville
3/16	W, 4-0	Iowa State	Fayetteville
3/17	W, 12-5	Western Illinois	Fayetteville
3/18	W, 7-2	Western Illinois	Fayetteville
3/19	W, 14-3	Wisconsin - Osh Kosh	Fayetteville
3/19	W, 4-3	Wisconsin - Osh Kosh	Fayetteville
3/21	L, 0-8	*Texas	Austin, Texas
3/22	W, 3-0	*Texas	Austin, Texas
3/22	L, 3-12	*Texas	Austin, Texas
3/23	W, 18-8	Evansville	Fayetteville
3/24	W, 4-0	Evansville	Fayetteville
3/25	W, 9-8	Evansville	Fayetteville
3/28	L, 0-6	*Texas A&M	Fayetteville
3/29	W, 10-0	*Texas A&M	Fayetteville
3/29	L, 2-5	*Texas A&M	Fayetteville
4/1	L, 9-11	Oklahoma State	Fayetteville
4/4	W, 15-6	*Houston	Houston, Texas
4/5	W, 3-2	*Houston	Houston, Texas
4/5	W, 10-6	*Houston	Houston, Texas
4/8	W, 6-2	SMS	Fayetteville
4/11	W, 20-3	*Texas Tech	Fayetteville
4/12	W, 9-4	*Texas Tech	Fayetteville
4/12	W, 8-3	*Texas Tech	Fayetteville
4/15	L, 7-8	Oklahoma State	Stillwater, Okla.
4/18	W, 13-3	*TCU	Fayetteville
4/20	W, 7-6	*TCU	Fayetteville
4/20	W, 6-5	*TCU (10)	Fayetteville
4/21	W, 15-4	Northeastern (Okla.) St.	Fayetteville
4/25	L, 8-10	*Baylor	Waco, Texas
4/26	L, 4-6	*Baylor	Waco, Texas
4/26	W, 10-7	*Baylor	Waco, Texas
4/30	W, 4-1	Missouri Southern	Fayetteville
5/2	W, 9-3	Murray State	Fayetteville
5/3	W, 3-2	Murray State	Fayetteville
5/8	W, 7-5	Oral Roberts	Fayetteville
5/9	W, 15-6	Oral Roberts	Tulsa, Okla.
5/11	W, 12-3	Wichita State	Wichita, Kan.
5/12	W, 9-8	Oral Roberts (12)	Tulsa, Okla.
5/16!	L, 0-4	Texas A&M	College Station, Texas
5/22+	W, 4-3	Oregon State	Stillwater, Okla.
5/23+	L, 0-2	Stanford	Stillwater, Okla.
5/24+	L, 0-1	Oregon State	Stillwater, Okla.

* SWC Game

! SWC Tournament

+ NCAA Midwest Regional

1987 (51-16-1; 17-4 2nd SWC)

Norm DeBriyn

Date	Result	Opponent	Location
2/14	W, 3-1	Memphis	Memphis, Tenn.
2/14	T, 2-2	Memphis	Memphis, Tenn.
2/21	W, 21-5	Memphis	Fayetteville
2/22	W, 14-7	Memphis	Fayetteville
2/23	W, 4-3	Missouri Southern	Fayetteville
2/23	W, 13-10	Missouri Southern	Fayetteville
2/25	L, 4-6	Hawaii Pacific	Honolulu, Hawaii



Jeff King was the heart of a dangerous Razorback lineup in the mid 1980s. He finished his career as the all-time leader in home runs, RBI, runs scored and total bases. He was the No. 1 overall pick of the Pirates in the 1986 MLB Draft.

2/26	W, 10-7	Hawaii Pacific	Honolulu, Hawaii
2/27	L, 4-8	Hawaii	Honolulu, Hawaii
2/28	L, 5-6	Hawaii (10)	Honolulu, Hawaii
3/1	W, 9-7	Hawaii (10)	Honolulu, Hawaii
3/2	W, 7-4	Hawaii	Honolulu, Hawaii
3/6	L, 3-4	Kansas State	Fayetteville
3/7	W, 12-7	Kansas State	Fayetteville
3/8	W, 13-4	North Texas	Fayetteville
3/9	W, 13-3	Lubbock Christian	Fayetteville
3/10	W, 20-10	St. Louis	Fayetteville
3/11	W, 9-0	St. Louis	Fayetteville
3/11	W, 15-5	St. Louis	Fayetteville
3/13	W, 10-3	Northern Iowa	Fayetteville
3/14	W, 8-3	Western Kentucky	Fayetteville
3/15	W, 5-2	Western Kentucky	Fayetteville
3/15	L, 5-11	Washington State	Fayetteville
3/20	W, 17-10	*Texas A&M	College Station, Texas
3/21	W, 8-2	*Texas A&M	College Station, Texas
3/21	W, 7-3	*Texas A&M	College Station, Texas
3/25	L, 1-8	Oklahoma State	Stillwater, Okla.
3/27	L, 3-4	*Houston	Fayetteville
3/28	W, 10-3	*Houston	Fayetteville
3/28	W, 12-6	*Houston	Fayetteville
3/31	W, 11-2	Missouri-St. Louis	Fayetteville
3/31	W, 14-2	Missouri-St. Louis	Fayetteville
4/3	W, 2-0	*Texas Tech	Lubbock, Texas
4/4	W, 8-6	*Texas Tech	Lubbock, Texas
4/4	W, 9-0	*Texas Tech	Lubbock, Texas
4/7	W, 16-2	Evangel	Fayetteville
4/10	W, 9-7	*TCU	Fort Worth, Texas
4/11	L, 6-7	*TCU	Fort Worth, Texas
4/11	W, 13-7	*TCU	Fort Worth, Texas
4/15	W, 12-11	Oklahoma	Fayetteville
4/17	W, 5-3	*Baylor	Fayetteville
4/18	W, 8-0	*Baylor	Fayetteville
4/18	W, 6-5	*Baylor	Fayetteville
4/20	W, 12-1	School of the Ozarks	Fayetteville
4/21	W, 9-8	Oklahoma State	Fayetteville
4/24	W, 4-3	*Rice	Houston, Texas
4/25	W, 5-1	*Rice	Houston, Texas
4/25	W, 3-0	*Rice	Houston, Texas
4/28	W, 14-10	SE Oklahoma St.	Fayetteville

4/29	W, 20-5	Missouri Southern	Fayetteville
5/1	L, 5-9	*Texas	Fayetteville
5/2	W, 9-3	*Texas	Fayetteville
5/2	L, 1-4	*Texas	Fayetteville
5/7	W, 14-4	Oral Roberts	Fayetteville
5/8	W, 17-5	Oral Roberts	Fayetteville
5/10	L, 2-10	Oral Roberts	Tulsa, Okla.
5/10	L, 11-12	Missouri (10)	Columbia, Mo.
5/15!	W, 4-3	Texas A&M	Austin, Texas
5/17!	L, 10-3	Texas	Austin, Texas
5/17!	W, 14-9	Houston	Austin, Texas
5/18!	L, 2-3	Texas	Austin, Texas
5/22+	W, 10-7	Middle Tennessee	Huntsville, Ala.
5/22+	W, 7-2	West Virginia	Huntsville, Ala.
5/23+	W, 6-5	Clemson (10)	Huntsville, Ala.
5/24+	W, 4-2	Clemson	Huntsville, Ala.
5/30#	L, 6-13	Texas	Omaha, Neb.
5/31#	W, 5-4	Georgia	Omaha, Neb.
6/3#	L, 2-5	LSU	Omaha, Neb.

*SWC Game

! SWC Tournament

+ NCAA South I Regional

College World Series

1988 (39-23; 12-9 3rd SWC)

Norm DeBriyn

Date	Result	Opponent	Location
2/13	W, 12-4	Missouri Southern	Fayetteville
2/14	W, 17-5	Missouri Southern	Fayetteville
2/18	L, 11-12	Arizona	Tucson, Ariz.
2/19	L, 3-4	Arizona	Tucson, Ariz.
2/20	W, 7-2	Arizona	Tucson, Ariz.
2/27	W, 12-3	Kansas	Fayetteville
2/27	W, 19-4	Kansas	Fayetteville
2/28	W, 5-3	Kansas	Fayetteville
3/4	W, 8-7	Kansas State	Fayetteville
3/5	W, 9-5	Kansas State	Fayetteville
3/6	W, 10-1	North Texas	Fayetteville
3/7	W, 5-4	North Texas	Fayetteville
3/7	W, 6-5	North Texas	Fayetteville
3/9	W, 9-0	Benedictine	Fayetteville



BASEBALL

All-Time Results

RAZORBACKS GAME-BY-GAME RESULTS FROM 1988-1992

3/12	L, 9-11	Indiana State	Fayetteville
3/12	L, 9-13	Indiana State	Fayetteville
3/13	W, 7-4	Nebraska	Fayetteville
3/13	L, 5-8	Nebraska	Fayetteville
3/16	W, 16-3	Wisconsin-Osh Kosh	Fayetteville
3/18	W, 4-2	Louisiana Tech	Shreveport, La.
3/19	L, 4-5	Oklahoma State	Shreveport, La.
3/20	W, 12-2	Centenary	Shreveport, La.
3/21	W, 6-0	Northern Iowa	Fayetteville
3/22	W, 17-0	Northern Iowa	Fayetteville
3/22	W, 15-2	Northern Iowa	Fayetteville
3/23	W, 13-5	Texas Wesleyan	Fayetteville
3/25	W, 5-0	*Texas A&M	Fayetteville
3/26	L, 1-6	*Texas A&M	Fayetteville
3/26	L, 6-8	*Texas A&M	Fayetteville
3/28	L, 6-9	Dallas Baptist	Fayetteville
4/1	L, 2-8	*Houston	Houston, Texas
4/2	W, 16-7	*Houston	Houston, Texas
4/2	L, 5-6	*Houston (10)	Houston, Texas
4/5	W, 13-8	Evangel	Fayetteville
4/8	W, 7-6	*Texas Tech (10)	Fayetteville
4/9	L, 8-11	*Texas Tech	Fayetteville
4/9	W, 5-4	*Texas Tech	Fayetteville
4/11	W, 6-5	Oklahoma State	Stillwater, Okla.
4/12	L, 3-11	Oklahoma	Norman, Okla.
4/15	W, 3-2	*TCU	Fayetteville
4/16	L, 1-3	*TCU	Fayetteville
4/16	W, 3-2	*TCU	Fayetteville
4/18	W, 16-3	Southwest Baptist	Fayetteville
4/22	W, 4-2	*Baylor	Waco, Texas
4/23	L, 5-7	*Baylor	Waco, Texas
4/23	W, 11-10	*Baylor	Waco, Texas
4/25	W, 10-5	Southeastern (Okla.) St.	Fayetteville
4/26	W, 15-13	Southeastern (Okla.) St.	Fayetteville
4/27	W, 8-6	Missouri	Fayetteville
5/7	W, 5-0	*Texas	Austin, Texas
5/8	L, 1-8	*Texas	Austin, Texas
5/8	L, 2-15	*Texas	Austin, Texas
5/10	L, 5-9	SMS	Springfield, Mo.
5/13	W, 6-1	*Rice	Fayetteville
5/14	W, 10-1	*Rice	Fayetteville
5/14	W, 9-8	*Rice	Fayetteville
5/15	W, 18-7	Oral Roberts	Fayetteville
5/16	L, 3-11	Oral Roberts	Tulsa, Okla.
5/19	L, 3-4	Texas A&M	Fayetteville
5/20	L, 1-7	Texas	Fayetteville
5/27+	L, 3-8	Loyola Marymount	Stillwater, Okla.
5/28+	L, 7-13	Oklahoma State	Stillwater, Okla.
* SWC Game			
! SWC Tournament			
+ NCAA Midwest Regional			

1989 (51-16; 17-4 T-1st SWC)

Norm DeBriyn

Date	Result	Opponent	Location
2/19	W, 5-1	Wichita State	Fayetteville
2/24	W, 6-2	Missouri Southern	Fayetteville
2/25	W, 3-2	Kansas	Fayetteville
2/25	W, 7-0	Kansas	Fayetteville
2/26	W, 18-4	Kansas	Fayetteville
2/28	W, 8-4	Kentucky	Lakeland, Fla.
3/1	W, 2-1	Penn State	Lakeland, Fla.
3/1	L, 2-6	Kentucky	Lakeland, Fla.
3/2	L, 2-6	Western Michigan	Lakeland, Fla.
3/3	W, 8-2	Eckerd	Lakeland, Fla.
3/4	W, 15-0	Western Michigan	Lakeland, Fla.
3/10	W, 1-0	Iowa State	Fayetteville
3/11	W, 9-4	Iowa State	Fayetteville
3/12	W, 4-1	Nebraska	Fayetteville
3/13	W, 9-1	Stephen F. Austin	Fayetteville
3/14	W, 13-4	Wisconsin-Osh Kosh	Fayetteville
3/15	W, 9-4	Wisconsin-Osh Kosh	Fayetteville
3/17	W, 3-2	Northwestern St.	Shreveport, La.
3/18	L, 2-10	Oklahoma State	Shreveport, La.
3/19	L, 4-8	Louisiana-Lafayette	Shreveport, La.
3/20	W, 14-4	Northern Iowa	Fayetteville
3/21	W, 12-1	Southwest Baptist	Fayetteville
3/22	W, 14-5	School of the Ozarks	Fayetteville
3/22	W, 10-0	School of the Ozarks	Fayetteville
3/24	W, 10-1	*Houston	Fayetteville
3/25	W, 3-0	*Houston	Fayetteville
3/25	W, 8-3	*Houston	Fayetteville
3/27	W, 11-3	St. Olaf	Fayetteville
3/31	W, 12-0	*Texas Tech	Lubbock, Texas
4/1	W, 3-2	*Texas Tech	Lubbock, Texas
4/1	W, 6-5	*Texas Tech	Lubbock, Texas
4/4	W, 10-4	Oklahoma State	Stillwater, Okla.
4/5	W, 6-4	Evangel	Fayetteville
4/7	W, 5-4	*TCU	Fort Worth, Texas

4/8	W, 8-6	*TCU	Fort Worth, Texas
4/8	W, 11-3	*TCU	Fort Worth, Texas
4/9	W, 11-1	Southeastern (Okla.) St.	Fayetteville
4/10	L, 8-10	Dallas Baptist	Fayetteville
4/11	W, 7-4	Missouri	Columbia, Mo.
4/14	W, 8-4	*Baylor	Fayetteville
4/15	W, 9-1	*Baylor	Fayetteville
4/15	W, 10-3	*Baylor	Fayetteville
4/19	W, 9-8	Northeastern (Okla.) St.	Fayetteville
4/21	W, 10-2	*Rice	Houston, Texas
4/22	L, 1-3	*Rice	Houston, Texas
4/22	W, 8-4	*Rice	Houston, Texas
4/26	L, 2-3	Oklahoma	Fayetteville
4/28	L, 4-5	*Texas	Fayetteville
4/29	W, 8-4	*Texas	Fayetteville
4/29	W, 14-7	*Texas	Fayetteville
4/30	W, 9-4	Kansas State	Fayetteville
5/1	L, 2-7	Kansas State	Fayetteville
5/5	W, 11-9	*Texas A&M (16)	College Station, Texas
5/6	L, 2-3	*Texas A&M	College Station, Texas
5/7	L, 0-9	*Texas A&M	College Station, Texas
5/10	W, 10-6	Oklahoma State	Fayetteville
5/18	L, 3-8	Texas	College Station, Texas
5/19	W, 5-4	Houston	College Station, Texas
5/20	L, 1-9	Texas	College Station, Texas
5/25+	L, 5-7	Le Moyne	Waterbury, Conn.
5/26+	W, 8-2	George Washington	Waterbury, Conn.
5/28+	W, 9-2	Illinois	Waterbury, Conn.
5/29+	W, 1-0	Arizona State	Waterbury, Conn.
5/29+	W, 6-5	Le Moyne	Waterbury, Conn.
6/2#	L, 1-3	Wichita State	Omaha, Neb.
6/4#	W, 7-3	North Carolina	Omaha, Neb.
6/6#	L, 8-4	Wichita State	Omaha, Neb.
* SWC Game			
! SWC Tournament			
+ NCAA Midwest Regional			
# College World Series			

1990 (47-15; 16-5 1st SWC)

Norm DeBriyn

Date	Result	Opponent	Location
2/16	W, 12-6	Missouri Southern	Fayetteville
2/17	W, 2-1	Kansas State	Fayetteville
2/17	W, 5-1	Kansas State	Fayetteville
2/18	L, 4-5	Kansas State	Fayetteville
2/24	L, 4-10	Kansas	Fayetteville
2/25	W, 3-2	Kansas	Fayetteville
3/2	W, 12-11	SMS	Fayetteville
3/3	W, 14-4	St. Louis	Fayetteville
3/3	W, 10-7	St. Louis	Fayetteville
3/4	W, 9-1	Northwood Institute	Fayetteville
3/8	W, 17-9	Northwest Missouri St.	Fayetteville
3/9	W, 8-1	Wisconsin	Fayetteville
3/9	L, 4-6	Wisconsin	Fayetteville
3/10	W, 9-0	Wisconsin	Fayetteville
3/10	W, 16-2	Wisconsin	Fayetteville
3/12	W, 5-1	George Washington	Fresno, Calif.
3/13	L, 5-6	Brigham Young	Fresno, Calif.
3/14	W, 7-4	Gonzaga	Fresno, Calif.
3/15	W, 14-0	Maine	Fresno, Calif.
3/16	W, 9-2	Eastern Michigan	Fresno, Calif.
3/17	W, 6-4	Fresno State	Fresno, Calif.
3/19	W, 7-5	Wisconsin-Osh Kosh	Fayetteville
3/20	W, 13-2	Wisconsin-Osh Kosh	Fayetteville
3/21	W, 6-3	Louisiana Tech	Fayetteville
3/21	W, 4-1	Louisiana Tech	Fayetteville
3/23	W, 6-1	*Houston	Houston, Texas
3/24	W, 6-4	*Houston	Houston, Texas
3/24	L, 0-6	*Houston	Houston, Texas
3/27	W, 8-3	Evangel	Fayetteville
3/30	W, 6-5	*Texas Tech	Fayetteville
3/31	W, 7-6	*Texas Tech	Fayetteville
3/31	W, 12-4	*Texas Tech	Fayetteville
4/1	W, 4-2	Indiana State	Fayetteville
4/4	L, 1-5	School of the Ozarks	Fayetteville
4/6	W, 10-3	*TCU	Fayetteville
4/7	W, 4-3	*TCU	Fayetteville
4/7	W, 7-3	*TCU	Fayetteville
4/8	W, 9-5	Centenary	Fayetteville
4/13	W, 13-3	*Baylor	Waco, Texas
4/14	L, 1-2	*Baylor	Waco, Texas
4/14	W, 3-2	*Baylor	Waco, Texas
4/16	W, 10-6	Dallas Baptist	Fayetteville
4/17	W, 12-5	Northeastern (Okla.) St.	Fayetteville
4/18	W, 7-2	SMS	Fayetteville
4/20	W, 9-1	*Rice	Fayetteville
4/21	L, 1-2	*Rice (11)	Fayetteville
4/21	W, 6-5	*Rice	Fayetteville
4/23	W, 10-3	Oral Roberts	Fayetteville

4/24	W, 7-5	Oklahoma State	Stillwater, Okla.
4/27	W, 13-11	*Texas	Austin, Texas
4/28	L, 3-4	*Texas	Austin, Texas
4/28	W, 6-5	*Texas	Austin, Texas
5/5	L, 3-4	*Texas A&M	Fayetteville
5/5	W, 6-2	*Texas A&M	Fayetteville
5/6	W, 13-4	*Texas A&M	Fayetteville
5/12	W, 6-4	Wichita State	Wichita, Kan.
5/13	L, 0-3	Wichita State	Wichita, Kan.
5/17	W, 7-5	Rice	Austin, Texas
5/18	L, 4-11	Texas	Austin, Texas
5/19	L, 1-7	Houston	Austin, Texas
5/25+	L, 5-8	Fordham	Wichita, Kan.
5/26+	L, 6-7	Wichita State	Wichita, Kan.
*SWC Game			
! SWC Tournament Game			
+ Midwest Regional			

1991 (40-22; 10-11 T-4th SWC)

Norm DeBriyn

Date	Result	Opponent	Location
2/12	W, 6-2	Northeastern (Okla.) St.	Fayetteville
2/15	W, 7-5	Missouri Southern	Fayetteville
2/16	L, 0-6	Kansas State	Fayetteville
2/16	W, 3-2	Kansas State	Fayetteville
2/17	W, 3-2	Kansas State (10)	Fayetteville
2/19	W, 15-5	School of the Ozarks	Fayetteville
2/21	W, 2-1	Oral Roberts	Fayetteville
2/22	W, 8-1	Kansas	Fayetteville
2/23	W, 6-5	Kansas	Fayetteville
2/24	W, 17-3	Kansas	Fayetteville
2/27	W, 12-2	Hawaii Pacific	Honolulu, Hawaii
2/28	W, 5-4	Hawaii Pacific	Honolulu, Hawaii
3/1	L, 3-9	Hawaii	Honolulu, Hawaii
3/2	W, 17-9	Hawaii	Honolulu, Hawaii
3/2	L, 1-2	Hawaii	Honolulu, Hawaii
3/6	W, 4-3	Nebraska	Fayetteville
3/6	L, 3-5	Nebraska	Fayetteville
3/8	L, 3-4	*Rice	Houston, Texas
3/9	W, 8-4	*Rice	Houston, Texas
3/9	L, 8-9	*Rice	Houston, Texas
3/11	W, 6-5	Eastern Michigan	Fayetteville
3/12	W, 12-4	Eastern Michigan	Fayetteville
3/13	W, 7-5	Northwest Missouri St.	Fayetteville
3/14	W, 8-3	New Mexico	Shreveport, La.
3/15	L, 2-3	New Orleans	Shreveport, La.
3/16	L, 2-11	Louisiana Lafayette	Shreveport, La.
3/17	W, 7-3	Centenary	Shreveport, La.
3/18	W, 3-0	Wisconsin-Osh Kosh	Fayetteville
3/19	L, 5-9	Oklahoma State	Stillwater, Okla.


3/20	W, 11-2	Oklahoma	Norman, Okla.
3/22	L, 3-9	*Texas A&M	College Station, Texas
3/23	L, 0-2	*Texas A&M	College Station, Texas
3/23	W, 7-4	*Texas A&M	College Station, Texas
3/27	W, 14-2	Lamar	Fayetteville
3/28	W, 6-5	Lamar	Fayetteville
3/29	L, 3-4	*Houston	Fayetteville
4/30	W, 6-2	*Houston	Fayetteville
3/30	L, 5-6	*Houston	Fayetteville
4/2	W, 10-0	Evangel	Fayetteville
4/5	L, 1-4	*Texas Tech	Lubbock, Texas
4/6	W, 18-10	*Texas Tech	Lubbock, Texas
4/6	W, 6-2	*Houston	Lubbock, Texas
4/8	W, 6-2	Central Oklahoma	Fayetteville
4/9	W, 9-4	Oklahoma State	Fayetteville
4/12	L, 1-4	*TCU	Fort Worth, Texas
4/13	W, 12-2	*TCU	Fort Worth, Texas
4/14	W, 12-6	*TCU	Fort Worth, Texas
4/16	L, 3-11	Missouri	Columbia, Mo.
4/19	W, 13-5	*Baylor	Fayetteville
4/20	W, 7-6	*Baylor	Fayetteville
4/20	L, 6-7	*Baylor	Fayetteville
4/22	L, 4-7	Dallas Baptist	Fayetteville
4/24	W, 1-0	SMS	Fayetteville
4/26	L, 3-7	Indiana State	Terre Haute, Ind.
4/27	W, 6-5	Indiana State	Terre Haute, Ind.
4/27	W, 8-3	Indiana State	Terre Haute, Ind.
4/30	L, 4-6	SMS	Springfield, Mo.
5/3	L, 2-4	*Texas	Fayetteville
5/4	L, 2-3	*Texas	Fayetteville
5/4	W, 4-2	*Texas	Fayetteville
5/11	W, 10-5	Wichita State	Fayetteville
5/12	W, 6-5	Wichita State	Fayetteville
*SWC Game			

1992 (31-26; 10-13 3rd SEC West)

Norm DeBriyn

Date	Result	Opponent	Location
2/14	W, 12-1	Missouri Southern	Fayetteville
2/15	L, 13-18	Kansas State	Fayetteville
2/15	W, 13-0	Kansas State	Fayetteville
2/16	W, 19-9	Kansas State	Fayetteville
2/21	W, 13-5	Kansas	Fayetteville
2/22	L, 4-7	Kansas	Fayetteville
2/23	L, 1-4	Kansas	Fayetteville
2/28	W, 9-1	Central Missouri State	Fayetteville
2/29	W, 6-5	Northwestern St. (11)	Fayetteville
3/1	W, 7-2	Northwestern St.	Fayetteville
3/4	W, 15-8	SMS	Fayetteville
3/6	W, 14-3	Illinois State	Fayetteville

RECORDS



Matt Carnes pitched for the Hogs from 1995-97. He set the school record with 301 strikeouts before Nick Schmidt broke his record in 2007.



2008 SEASON



141



ARKANSAS

All-Time Results

RAZORBACKS GAME-BY-GAME RESULTS FROM 1992-1996

3/7	W, 6-5	Illinois State (10)	Fayetteville
3/8	W, 15-4	Illinois State	Fayetteville
3/12	L, 1-6	Gonzaga	Seattle, Wash.
3/13	L, 4-8	Washington State	Seattle, Wash.
3/14	W, 1-0	Tennessee	Seattle, Wash.
3/15	W, 8-1	Pacific Lutheran	Seattle, Wash.
3/16	L, 7-11	Kansas State	Manhattan, Kan.
3/17	L, 5-6	Kansas	Lawrence, Kan.
3/18	L, 2-3	Wisconsin-Osh Kosh	Fayetteville
3/21	W, 1-0	*Georgia	Athens, Ga.
3/21	W, 5-3	*Georgia	Athens, Ga.
3/21	L, 3-5	Oral Roberts	Fayetteville
3/26	W, 13-3	School of the Ozarks	Fayetteville
3/28	W, 8-3	*South Carolina	Fayetteville
3/28	W, 7-2	*South Carolina	Fayetteville
3/29	L, 11-20	*South Carolina	Fayetteville
3/30	W, 10-0	Evangel	Fayetteville
3/31	L, 4-7	Oklahoma State	Fayetteville
4/4	L, 6-14	*Kentucky	Lexington, Ky.
4/4	W, 10-9	*Kentucky	Lexington, Ky.
4/5	L, 7-10	*Kentucky	Lexington, Ky.
4/7	W, 5-4	Wichita State	Wichita, Kan.
4/8	L, 4-22	Wichita State	Wichita, Kan.
4/11	W, 9-7	*Auburn	Fayetteville
4/11	W, 4-1	*Auburn	Fayetteville
4/12	L, 4-14	*Auburn	Fayetteville
4/14	W, 6-5	Northeastern (Okla.) St.	Fayetteville
4/18	L, 2-12	*LSU	Baton Rouge, La.
4/18	L, 4-12	*LSU	Baton Rouge, La.
4/19	L, 4-8	*LSU	Baton Rouge, La.
4/21	W, 9-8	Centenary (10)	Fayetteville
4/23	W, 13-3	Dallas Baptist	Fayetteville
4/25	L, 0-2	*Mississippi State	Starkville, Miss.
4/25	L, 2-3	*Mississippi State	Starkville, Miss.
4/26	L, 6-7	*Mississippi State	Starkville, Miss.
4/30	W, 12-10	SMS	Springfield, Mo.
5/2	L, 2-11	*Alabama	Fayetteville
5/2	L, 3-4	*Alabama	Fayetteville
5/3	W, 7-3	*Alabama	Fayetteville
5/9	L, 4-8	*Ole Miss	Fayetteville
5/9	W, 15-3	*Ole Miss	Fayetteville
5/10	W, 10-0	*Ole Miss	Fayetteville
5/13/1	W, 8-6	South Carolina	New Orleans, La.
5/14/1	L, 1-8	LSU	New Orleans, La.
5/15/1	L, 5-9	South Carolina	New Orleans, La.
* SEC Game			
! SEC Tournament			

1993 (33-26; 11-16 4th SEC West)

Norm DeBriyn

Date	Result	Opponent	Location
2/13	W, 17-1	Missouri Southern	Fayetteville
2/14	W, 10-5	Missouri Southern	Fayetteville
2/21	W, 10-1	Kansas State	Fayetteville
2/22	W, 21-5	Southwest Baptist	Fayetteville
2/27	L, 1-3	Kansas	Fayetteville
2/27	W, 6-4	Kansas	Fayetteville
2/28	W, 9-2	Kansas	Fayetteville
3/5	W, 11-4	Minnesota	Minneapolis, Minn.
3/6	L, 2-3	Georgia Tech	Minneapolis, Minn.
3/7	L, 5-6	Cal State-Fullerton	Minneapolis, Minn.
3/13	W, 8-3	Eastern Illinois	Fayetteville
3/14	W, 8-7	Eastern Illinois	Fayetteville
3/14	W, 7-1	Eastern Illinois	Fayetteville
3/15	L, 3-6	Memphis	Memphis, Tenn.
3/17	L, 7-8	Memphis	Memphis, Tenn.
3/20	W, 12-2	Northern Illinois	Fayetteville
3/21	W, 11-3	Northern Illinois	Fayetteville
3/21	W, 11-5	Northern Illinois	Fayetteville
3/23	W, 8-0	Oklahoma	Fayetteville
3/24	W, 8-4	SMS	Fayetteville
3/25	W, 5-2	Northeastern (Okla.) St.	Fayetteville
3/27	W, 7-2	*Georgia	Fayetteville
3/27	W, 11-1	*Georgia	Fayetteville
3/28	W, 5-4	*Georgia (10)	Fayetteville
3/30	W, 4-3	Wichita State	Fayetteville
3/31	W, 13-5	Oral Roberts	Fayetteville
4/3	L, 11-18	*South Carolina	Columbia, S.C.
4/3	L, 1-8	*South Carolina	Columbia, S.C.
4/4	L, 3-5	*South Carolina	Columbia, S.C.
4/5	L, 1-9	Wichita State	Wichita, Kan.
4/9	W, 1-0	*Kentucky	Fayetteville
4/10	L, 3-9	*Kentucky	Fayetteville
4/10	W, 8-4	*Kentucky	Fayetteville
4/17	W, 8-7	*Auburn	Auburn, Ala.
4/17	L, 1-6	*Auburn	Auburn, Ala.
4/18	L, 3-8	*Auburn	Auburn, Ala.
4/19	W, 4-1	Oklahoma State	Fayetteville

4/20	W, 16-1	Oral Roberts	Tulsa, Okla.
4/21	L, 7-9	Northeastern (Okla.) St.	Fayetteville
4/24	L, 0-3	*LSU	Fayetteville
4/24	L, 2-4	*LSU	Fayetteville
4/25	L, 2-8	*LSU	Fayetteville
4/26	L, 1-4	Oklahoma State	Stillwater, Okla.
4/28	L, 10-11	SMS	Springfield, Mo.
5/1	L, 3-5	*Mississippi State	Fayetteville
5/1	L, 4-6	*Mississippi State	Fayetteville
5/2	W, 8-3	*Mississippi State	Fayetteville
5/8	L, 2-4	*Alabama	Tuscaloosa, Ala.
5/8	W, 8-1	*Alabama	Tuscaloosa, Ala.
5/9	L, 1-10	*Alabama	Tuscaloosa, Ala.
5/12	W, 5-1	Lamar	Fayetteville
5/13	W, 12-10	Lamar	Fayetteville
5/13	L, 7-14	Lamar	Fayetteville
5/15	W, 8-7	*Ole Miss	Oxford, Miss.
5/15	W, 5-1	*Ole Miss	Oxford, Miss.
5/16	L, 1-3	*Ole Miss	Oxford, Miss.
5/20/1	W, 5-2	*Mississippi State	Baton Rouge, La.
5/21/1	L, 1-3	Auburn	Baton Rouge, La.
5/22/1	L, 7-13	LSU	Baton Rouge, La.
* SEC Game			
! SEC Tournament			

1994 (30-27; 13-13 4th SEC West)

Norm DeBriyn

Date	Result	Opponent	Location
2/11	L, 3-7	TCU	Fort Worth, Texas
2/12	L, 4-21	TCU	Fort Worth, Texas
2/13	L, 4-6	TCU (13)	Fort Worth, Texas
2/18	L, 3-5	Kansas	Fayetteville
2/19	L, 2-4	Kansas	Fayetteville
2/20	W, 5-3	Kansas	Fayetteville
2/22	W, 15-6	Southwest Baptist	Fayetteville
2/25	W, 22-4	Kansas State	Fayetteville
2/26	L, 10-11	Kansas State	Fayetteville
2/27	W, 4-1	Kansas State	Fayetteville
3/2	W, 10-3	Missouri Southern	Fayetteville
3/4	W, 13-6	Southeastern (Okla.) St.	Fayetteville
3/5	W, 11-5	Centenary	Fayetteville
3/6	W, 13-1	Centenary	Fayetteville
3/11	W, 4-2	Southern Miss	Fayetteville
3/12	W, 16-9	Southern Miss	Fayetteville
3/13	L, 8-9	Southern Miss (10)	Fayetteville
3/15	W, 10-5	Oklahoma State	Fayetteville
3/16	W, 7-1	Memphis	Fayetteville
3/17	W, 6-3	Memphis	Fayetteville
3/19	L, 3-9	UNLV	Las Vegas, Nev.
3/20	L, 4-7	UNLV (11)	Las Vegas, Nev.
3/21	L, 7-8	UNLV	Las Vegas, Nev.
3/23	W, 13-9	Oklahoma State	Stillwater, Okla.
3/25	L, 4-8	*Tennessee	Fayetteville
3/26	L, 11-12	*Tennessee (10)	Fayetteville
3/27	W, 17-11	*Tennessee	Fayetteville
3/30	L, 7-8	Oral Roberts	Tulsa, Okla.
3/31	W, 7-4	Oral Roberts	Fayetteville
4/1	W, 6-0	*Vanderbilt	Nashville, Tenn.
4/2	W, 12-7	*Vanderbilt	Nashville, Tenn.
4/3	W, 7-5	*Vanderbilt	Nashville, Tenn.
4/6	L, 2-11	Oklahoma	Norman, Okla.
4/8	L, 2-5	*Florida	Gainesville, Fla.
4/9	L, 7-8	*Florida	Gainesville, Fla.
4/10	L, 2-3	*Florida (11)	Gainesville, Fla.
4/12	L, 1-3	Oral Roberts	Tulsa, Okla.
4/15	W, 7-6	*Auburn	Fayetteville
4/16	L, 3-6	*Auburn	Fayetteville
4/17	W, 10-0	*Auburn	Fayetteville
4/19	W, 16-7	SMS	Springfield, Mo.
4/20	L, 2-12	Oral Roberts	Fayetteville
4/23	L, 3-11	*LSU	Baton Rouge, La.
4/23	L, 4-16	*LSU	Baton Rouge, La.
4/24	W, 6-5	*LSU	Baton Rouge, La.
4/27	W, 4-0	Northeastern (Okla.) St.	Fayetteville
4/29	L, 9-10	*Mississippi State	Starkville, Miss.
4/30	W, 12-11	*Mississippi State	Starkville, Miss.
5/1	W, 14-4	*Mississippi State	Starkville, Miss.
5/6	W, 6-5	*Alabama	Fayetteville
5/7	W, 14-6	*Alabama	Fayetteville
5/8	W, 7-3	*Alabama	Fayetteville
5/13	L, 6-12	*Ole Miss	Fayetteville
5/14	L, 2-7	*Ole Miss	Fayetteville
5/15	W, 8-5	*Ole Miss	Fayetteville
5/19/1	L, 1-3	Auburn	Oxford, Miss.
5/20/1	L, 4-6	LSU	Oxford, Miss.
* SEC Game			
! SEC Western Division Tournament			

1995 (38-23; 13-15 5th SEC West)

Norm DeBriyn

Date	Result	Opponent	Location
2/10	W, 5-4	Missouri Southern	Fayetteville
2/17	W, 12-10	Kansas	Fayetteville
2/18	W, 8-2	Kansas	Fayetteville
2/19	W, 8-6	Kansas	Fayetteville
2/21	W, 10-1	Southwest Baptist	Fayetteville
2/24	W, 8-5	Evansville	Fayetteville
2/25	W, 6-5	Evansville	Fayetteville
2/26	L, 2-3	Evansville	Fayetteville
3/4	W, 9-7	TCU	Fayetteville
3/5	W, 8-4	TCU	Fayetteville
3/5	W, 3-2	TCU	Fayetteville
3/8	W, 9-8	Central Missouri St.	Fayetteville
3/10	W, 10-1	Southern Miss	Hattiesburg, Miss.
3/11	L, 3-4	Southern Miss (12)	Hattiesburg, Miss.
3/12	W, 8-2	Southern Miss	Hattiesburg, Miss.
3/15	W, 7-4	Wisconsin-Osh Kosh	Fayetteville
3/17	W, 5-4	Oregon State	San Jose, Calif.
3/17	W, 10-3	Santa Clara	San Jose, Calif.
3/18	W, 12-8	San Jose State	San Jose, Calif.
3/19	W, 7-4	San Jose State	San Jose, Calif.
3/20	L, 6-8	Oklahoma State	Stillwater, Okla.
3/21	W, 7-0	Oral Roberts	Tulsa, Okla.
3/22	L, 9-22	Oklahoma State	Fayetteville
3/24	L, 0-7	*Tennessee	Knoxville, Tenn.
3/25	L, 4-5	*Tennessee (12)	Knoxville, Tenn.
3/26	L, 4-5	*Tennessee	Knoxville, Tenn.
3/29	W, 11-0	Northeastern (Okla.) St.	Fayetteville
3/31	W, 10-7	*Vanderbilt	Fayetteville
4/1	W, 15-5	*Vanderbilt	Fayetteville
4/2	L, 6-7	*Vanderbilt (10)	Fayetteville
4/4	W, 8-2	Oral Roberts (11)	Tulsa, Okla.
4/5	L, 1-5	Wichita State	Wichita, Kan.
4/7	W, 5-4	*Florida	Fayetteville
4/8	W, 13-5	*Florida	Fayetteville
4/9	L, 2-5	*Florida	Fayetteville
4/12	W, 10-6	Southeast Missouri St.	Fayetteville
4/14	L, 1-7	*Auburn	Auburn, Ala.
4/15	L, 1-3	*Auburn	Auburn, Ala.
4/16	L, 7-11	*Auburn	Auburn, Ala.

4/21	L, 3-10	*LSU	Fayetteville
4/23	L, 7-13	*LSU	Fayetteville
4/23	W, 5-3	*LSU	Fayetteville
4/25	L, 0-5	Oral Roberts	Tulsa, Okla.
4/26	W, 9-1	Oral Roberts	Fayetteville
4/28	W, 16-1	*Mississippi State	Fayetteville
4/29	W, 10-9	*Mississippi State	Fayetteville
4/30	W, 12-7	*Mississippi State	Fayetteville
5/2	W, 5-2	Northwestern St.	Fayetteville
5/5	W, 12-4	*Alabama	Tuscaloosa, Ala.
5/6	W, 9-3	*Alabama	Tuscaloosa, Ala.
5/7	L, 4-7	*Alabama	Tuscaloosa, Ala.
5/12	L, 1-3	*Ole Miss	Oxford, Miss.
5/13	L, 2-11	*Ole Miss	Oxford, Miss.
5/14	L, 5-4	*Ole Miss	Oxford, Miss.
5/15	W, 1-0	Memphis	Memphis, Tenn.
5/18/1	W, 5-2	Ole Miss	Starkville, Miss.
5/19/1	W, 5-2	Alabama	Starkville, Miss.
5/20/1	L, 7-8	Alabama	Starkville, Miss.
5/21/1	L, 6-7	LSU	Starkville, Miss.
5/28/1	L, 3-10	Stanford	Wichita, Kan.
5/28+1	L, 10-14	Texas Tech	Wichita, Kan.
* SEC Game			
! SEC Western Division Tournament			
+ NCAA Midwest I Regional			

1996 (39-20; 15-15 4th SEC West)

Norm DeBriyn

Date	Result	Opponent	Location
2/7	W, 15-2	Missouri Southern	Fayetteville
2/10	W, 9-6	Texas-San Antonio	San Antonio, Texas
2/10	W, 10-7	Texas-San Antonio	San Antonio, Texas
2/11	W, 18-1	Texas-San Antonio	San Antonio, Texas
2/13	W, 11-9	Oklahoma City	Fayetteville
2/16	W, 13-6	Northwestern St.	Natchitoches, La.
2/17	W, 14-5	Northwestern St.	Natchitoches, La.
2/18	W, 10-5	Northwestern St.	Natchitoches, La.
2/20	W, 19-7	Oral Roberts	Fayetteville
2/21	W, 6-0	SMS	Springfield, Mo.
2/23	W, 7-6	Kansas State (10)	Fayetteville
2/24	W, 9-5	Kansas State	Fayetteville
2/25	W, 11-3	Kansas State	Fayetteville



Ryan Lundquist is Arkansas' single-season home run leader with 24 during the 1997 season.



BASEBALL

All-Time Results

RAZORBACKS GAME-BY-GAME RESULTS FROM 1996-2000

2/27	W, 9-8	Oklahoma	Fayetteville
3/1	W, 14-0	Iowa State	Fayetteville
3/2	W, 21-5	Iowa State	Fayetteville
3/3	W, 12-2	Iowa State	Fayetteville
3/5	W, 10-5	Pittsburg State	Fayetteville
3/9	L, 3-9	*Tennessee	Fayetteville
3/9	L, 3-4	*Tennessee	Fayetteville
3/10	W, 15-3	*Tennessee	Fayetteville
3/13	W, 5-0	Wichita State	Fayetteville
3/15	L, 2-5	*Vanderbilt	Fayetteville
3/16	W, 6-3	*Vanderbilt	Fayetteville
3/17	W, 16-11	*Vanderbilt	Fayetteville
3/18	L, 3-8	Kansas	Lawrence, Kan.
3/23	W, 16-9	*Kentucky	Lexington, Ky.
3/23	L, 5-6	*Kentucky	Lexington, Ky.
3/24	W, 7-5	*Kentucky	Lexington, Ky.
3/26	W, 8-3	Southeast Missouri St.	Fayetteville
3/29	W, 8-1	*South Carolina	Fayetteville
3/30	W, 2-1	*South Carolina	Fayetteville
3/31	L, 2-13	*South Carolina	Fayetteville
4/2	W, 3-2	Oral Roberts	Tulsa, Okla.
4/5	L, 3-7	*Georgia	Athens, Ga.
4/6	W, 4-3	*Georgia	Athens, Ga.
4/7	L, 7-6	*Georgia	Athens, Ga.
4/10	L, 7-8	Oral Roberts (10)	Tulsa, Okla.
4/13	W, 9-2	*Auburn	Fayetteville
4/13	W, 9-6	*Auburn	Fayetteville
4/14	L, 2-4	*Auburn	Fayetteville
4/16	W, 4-2	Missouri Southern	Fayetteville
4/19	W, 3-2	*LSU	Baton Rouge, La.
4/20	L, 4-11	*LSU	Baton Rouge, La.
4/21	L, 4-9	*LSU	Baton Rouge, La.
4/24	W, 18-5	Oral Roberts	Fayetteville
4/26	L, 6-8	*Mississippi State	Starkville, Miss.
4/27	W, 6-2	*Mississippi State	Starkville, Miss.
4/28	L, 6-10	*Mississippi State	Starkville, Miss.
5/1	W, 7-3	Northeastern (Okla.) St.	Fayetteville
5/3	W, 9-3	*Alabama	Fayetteville
5/4	L, 3-7	*Alabama	Fayetteville
5/5	L, 2-3	*Alabama	Fayetteville
5/10	W, 18-4	*Ole Miss	Oxford, Miss.
5/11	L, 2-3	*Ole Miss	Oxford, Miss.
5/12	W, 8-3	*Ole Miss	Oxford, Miss.
5/15	L, 5-7	Kentucky	Birmingham, Ala.
5/23+	L, 5-6	Oklahoma State	Lubbock, Texas
5/24+	L, 5-15	Southern California	Lubbock, Texas
* SEC Game			
! SEC Tournament			
+ NCAA Central II Regional			

1997 (36-20; 15-14 5th SEC West)

Norm DeBriyn


Date	Result	Opponent	Location
2/9	W, 10-6	Louisiana - Monroe	Fayetteville
2/11	W, 24-1	Missouri Southern	Fayetteville
2/14	W, 26-6	Iowa	Arlington, Texas
2/15	L, 6-7	Kansas State	Arlington, Texas
2/16	W, 11-1	Texas - Arlington	Arlington, Texas
2/19	W, 14-6	Oklahoma City	Fayetteville
2/22	W, 8-4	Texas - San Antonio	Fayetteville
2/22	W, 13-5	Texas - San Antonio	Fayetteville
2/23	L, 2-7	Texas - San Antonio	Fayetteville
2/28	W, 6-4	Navy	Millington, Texas
2/28	L, 5-8	Notre Dame	Millington, Texas
3/4	W, 22-6	Central Missouri St.	Fayetteville
3/7	L, 3-5	*Tennessee	Knoxville, Tenn.
3/8	L, 10-13	*Tennessee	Knoxville, Tenn.
3/9	L, 12-13	*Tennessee	Knoxville, Tenn.
3/10	W, 21-11	Iowa State	Fayetteville
3/14	W, 13-4	*Vanderbilt	Nashville, Tenn.
3/15	L, 10-13	*Vanderbilt (12)	Nashville, Tenn.
3/16	W, 18-5	*Vanderbilt	Nashville, Tenn.
3/18	W, 8-5	Kansas	Fayetteville
3/19	L, 2-8	Kansas	Fayetteville
3/21	L, 5-11	*Kentucky	Fayetteville
3/22	W, 9-8	*Kentucky (10)	Fayetteville
3/23	W, 11-4	*Kentucky	Fayetteville
3/25	W, 5-4	Northwestern St.	Fayetteville
3/26	W, 13-8	Northwestern St.	Fayetteville
3/28	W, 11-8	*South Carolina	Columbia, S.C.
3/29	L, 9-14	*South Carolina	Columbia, S.C.
3/30	W, 30-7	*South Carolina	Columbia, S.C.
4/1	W, 4-3	Missouri	Fayetteville
4/2	W, 12-8	Missouri Southern	Fayetteville
4/5	W, 11-2	*Georgia	Fayetteville
4/5	W, 15-6	*Georgia	Fayetteville
4/6	W, 17-8	*Georgia	Fayetteville
4/9	W, 8-0	Louisiana Tech	Fayetteville
4/9	W, 3-2	Louisiana Tech	Fayetteville

4/11	W, 14-13	*Ole Miss (10)	Fayetteville
4/12	W, 12-7	*Ole Miss	Fayetteville
4/13	W, 8-6	*Ole Miss	Fayetteville
4/15	W, 8-6	Missouri	Columbia, Mo.
4/18	L, 4-11	*Auburn	Auburn, Ala.
4/19	W, 9-5	*Auburn	Auburn, Ala.
4/20	L, 3-12	*Auburn	Auburn, Ala.
4/22	W, 11-6	Oral Roberts	Tulsa, Okla.
4/23	W, 15-5	Oral Roberts	Fayetteville
4/25	L, 10-11	*Alabama	Tuscaloosa, Ala.
4/26	L, 2-13	*Alabama	Tuscaloosa, Ala.
4/29	L, 7-9	Wichita State (10)	Wichita, Kan.
5/2	L, 8-13	*LSU	Fayetteville
5/3	L, 5-11	*LSU	Fayetteville
5/4	W, 16-1	*LSU	Fayetteville
5/9	W, 8-5	Mississippi State	Fayetteville
5/10	L, 5-13	Mississippi State	Fayetteville
5/11	L, 10-17	Mississippi State	Fayetteville
5/14!	L, 3-7	Auburn	Columbus, Ga.
SEC Game			
! SEC Tournament			

1998 (38-21; 13-14 5th SEC West)

Norm DeBriyn

Date	Result	Opponent	Location
2/11	W, 24-5	Missouri Southern	Fayetteville
2/14	W, 4-1	Texas-San Antonio	San Antonio, Texas
2/15	W, 10-5	Texas-San Antonio	San Antonio, Texas
2/18	W, 13-4	Pittsburg State	Fayetteville
2/20	W, 16-0	Eastern Illinois	Fayetteville
2/21	L, 4-5	Eastern Illinois	Fayetteville
2/22	W, 8-1	Eastern Illinois	Fayetteville
2/23	W, 20-2	Southwest Baptist	Fayetteville
2/24	L, 2-4	SMS	Fayetteville
2/27	W, 9-0	Tulane	New Orleans, La.
2/28	W, 6-5	LSU (10)	New Orleans, La.
3/1	L, 6-13	New Orleans	New Orleans, La.
3/4	W, 9-6	Oklahoma City	Fayetteville
3/6	W, 11-1	*South Carolina	Fayetteville
3/8	W, 17-16	*South Carolina	Fayetteville
3/10	W, 9-1	Baylor	Fayetteville
3/13	W, 5-3	*Vanderbilt	Fayetteville
3/14	W, 10-4	*Vanderbilt	Fayetteville
3/15	L, 4-9	*Vanderbilt	Fayetteville
3/18	W, 12-7	Kansas	Lawrence, Kan.
3/20	L, 5-9	*LSU	Baton Rouge, La.
3/21	L, 3-6	*LSU	Baton Rouge, La.
3/22	L, 6-27	*LSU	Baton Rouge, La.
3/24	W, 4-2	Central Michigan	Fayetteville
3/25	W, 7-2	Central Michigan	Fayetteville
3/27	W, 12-10	*Ole Miss	Oxford, Miss.
3/28	W, 16-8	*Ole Miss	Oxford, Miss.
3/29	L, 10-13	*Ole Miss	Oxford, Miss.
3/31	W, 19-8	Louisiana Tech	Fayetteville
4/1	L, 3-7	Oklahoma State	Tulsa, Okla.
4/3	W, 11-8	*Alabama	Fayetteville
4/4	L, 1-9	*Alabama	Fayetteville
4/5	L, 3-5	*Alabama	Fayetteville
4/7	W, 5-3	Long Beach State	Fayetteville
4/8	W, 12-9	Long Beach State	Fayetteville
4/10	L, 2-11	*Auburn	Fayetteville
4/11	L, 5-6	*Auburn	Fayetteville
4/12	W, 4-2	*Auburn	Fayetteville
4/15	W, 19-7	Oral Roberts	Fayetteville
4/17	W, 11-8	*Tennessee	Knoxville, Tenn.
4/21	W, 11-2	Missouri Southern	Fayetteville
4/22	W, 8-5	Oral Roberts	Tulsa, Okla.
4/24	W, 17-1	*Kentucky	Lexington, Ky.
4/25	L, 5-15	*Kentucky	Lexington, Ky.
4/26	L, 3-4	*Kentucky	Lexington, Ky.
4/28	W, 16-5	Wichita State	Fayetteville
5/1	L, 6-7	*Florida	Fayetteville
5/2	L, 9-13	*Florida	Fayetteville
5/3	W, 4-3	*Florida	Fayetteville
5/8	W, 14-10	*Mississippi State (10)	Starkville, Miss.
5/9	L, 3-17	*Mississippi State	Starkville, Miss.
5/10	W, 8-3	*Mississippi State	Starkville, Miss.
5/13!	W, 8-4	LSU	Hoover, Ala.
5/14!	W, 10-3	Mississippi State	Hoover, Ala.
5/16!	W, 7-3	Mississippi State	Hoover, Ala.
5/17!	L, 5-7	Auburn	Hoover, Ala.
5/21+	L, 4-8	Arizona State	Wichita, Kan.
5/22+	W, 3-2	Wichita State (11)	Wichita, Kan.
5/23+	L, 0-2	Georgia Tech	Wichita, Kan.
* SEC Game			
! SEC Tournament			
+ NCAA Midwest Regional			



Norm DeBriyn accepting the 1999 SEC Championship trophy after his Razorbacks posted a 22-8 record in conference play for their first SEC crown.

1999 (42-23; 22-8 1st SEC West; SEC Champions) Norm DeBriyn

Date	Result	Opponent	Location
2/6	W, 7-6	Missouri Southern	Fayetteville
2/12	L, 2-6	Louisiana-Lafayette	Lafayette, La.
2/13	L, 6-8	Louisiana-Monroe	Lafayette, La.
2/14	L, 8-10	Dallas Baptist	Lafayette, La.
2/19	W, 12-2	Texas - San Antonio	Fayetteville
2/20	W, 10-4	Iowa State	Fayetteville
2/21	W, 5-3	Texas - San Antonio	Fayetteville
2/21	W, 18-7	Iowa State	Fayetteville
2/23	W, 10-8	Oklahoma City	Fayetteville
2/26	W, 8-3	Eastern Illinois	Fayetteville
2/27	W, 17-2	Eastern Illinois	Fayetteville
2/28	W, 10-3	Eastern Illinois	Fayetteville
3/2	L, 3-9	SMS	Springfield, Mo.
3/5	L, 4-5	Long Beach St. (12)	Long Beach, Calif.
3/6	W, 11-4	Long Beach State	Long Beach, Calif.
3/7	L, 0-8	Long Beach State	Long Beach, Calif.
3/12	L, 4-11	*Auburn	Auburn, Ala.
3/13	W, 20-9	*Auburn	Auburn, Ala.
3/14	L, 12-13	*Auburn	Auburn, Ala.
3/16	W, 10-3	Louisiana Tech	Ruston, La.
3/17	W, 10-8	Louisiana-Monroe	Monroe, La.
3/19	W, 11-4	*LSU	Fayetteville
3/20	L, 4-10	*LSU	Fayetteville
3/21	W, 7-6	*LSU	Fayetteville
3/23	W, 7-6	Kansas	Fayetteville
3/24	L, 6-9	Kansas	Fayetteville
3/26	W, 10-6	*Tennessee	Fayetteville
3/27	W, 7-3	*Tennessee	Fayetteville
3/28	W, 13-12	*Tennessee	Fayetteville
3/31	W, 18-2	Centenary	Fayetteville
4/2	W, 8-1	*Florida	Gainesville, Fla.
4/3	W, 6-5	*Florida	Gainesville, Fla.
4/4	W, 10-5	*Florida	Gainesville, Fla.
4/6	L, 3-6	UCLA	Fayetteville
4/7	L, 4-5	UCLA	Fayetteville
4/9	W, 15-2	*Kentucky	Fayetteville
4/10	W, 10-1	*Kentucky	Fayetteville
4/11	W, 9-5	*Kentucky	Fayetteville
4/14	W, 15-6	Oral Roberts	Tulsa, Okla.
4/16	L, 5-6	*Vanderbilt	Nashville, Tenn.

2000 (24-30; 8-20 6th SEC West)

Date	Result	Opponent	Location
4/17	W, 5-2	*Vanderbilt	Nashville, Tenn.
4/18	W, 10-7	*Vanderbilt	Nashville, Tenn.
4/21	L, 5-12	Oral Roberts	Fayetteville
4/23	L, 3-8	*Alabama	Tuscaloosa, Ala.
4/24	L, 8-15	*Alabama	Tuscaloosa, Ala.
4/25	L, 8-9	*Alabama	Tuscaloosa, Ala.
4/27	L, 4-5	Wichita State (14)	Wichita, Kan.
4/30	W, 6-4	*Mississippi State	Fayetteville
5/1	W, 7-4	*Mississippi State	Fayetteville
5/2	W, 7-5	*Mississippi State	Fayetteville
5/7	W, 8-1	*Ole Miss	Fayetteville
5/8	W, 9-4	*Ole Miss	Fayetteville
5/9	W, 7-4	*Ole Miss	Fayetteville
5/14	W, 8-2	*South Carolina	Columbia, S.C.
5/15	L, 6-16	*South Carolina	Columbia, S.C.
5/16	W, 13-5	*South Carolina	Columbia, S.C.
5/19!	W, 6-4	Kentucky	Hoover, Ala.
5/20!	L, 2-3	Auburn (11)	Hoover, Ala.
5/21!	W, 9-8	LSU	Hoover, Ala.
5/22!	W, 9-5	Auburn	Hoover, Ala.
5/23!	L, 3-9	Alabama	Hoover, Ala.
5/28+	W, 10-6	Delaware	Fayetteville
5/29+	L, 8-9	SMS (10)	Fayetteville
5/29+	L, 4-12	Clemson	Fayetteville
* SEC Game			
! SEC Tournament			
+ NCAA Fayetteville Regional			

2000 (24-30; 8-20 6th SEC West)

Norm DeBriyn


Date	Result	Opponent	Location
2/5	W, 18-5	Missouri Southern	Fayetteville
2/11	W, 4-3	Southeast Missouri St.	Fayetteville
2/12	W, 3-1	Southeast Missouri St.	Fayetteville
2/13	L, 7-8	Southeast Missouri St.	Fayetteville
2/18	W, 1-0	Washington State	Arlington, Texas
2/19	L, 5-8	Texas-Arlington	Arlington, Texas
2/20	L, 2-13	Nebraska	Arlington, Texas
2/22	W, 7-3	Oklahoma City	Fayetteville
2/25	L, 8-9	Long Beach State	Fayetteville
2/26	L, 3-16	Long Beach State	Fayetteville
2/27	L, 6-8	Long Beach State	Fayetteville

RECORDS



All-Time Results

RAZORBACKS GAME-BY-GAME RESULTS FROM 2000-2002



Charlie Isaacson won 21 games for Arkansas from 1999-2002.

2/29	W, 7-6	Centenary	(10)	Fayetteville
3/1	W, 21-9	Centenary		Fayetteville
3/4	W, 15-5	Miami (Ohio)		Fayetteville
3/5	W, 5-1	Miami (Ohio)		Fayetteville
3/7	W, 7-4	St. Louis		Fayetteville
3/8	W, 14-4	St. Louis		Fayetteville
3/10	W, 10-5	*Tennessee	Knoxville, Tenn.	
3/11	W, 14-5	*Tennessee	Knoxville, Tenn.	
3/12	L, 0-14	*Tennessee	Knoxville, Tenn.	
3/14	L, 4-10	Nebraska		Fayetteville
3/15	L, 3-10	Nebraska		Fayetteville
3/17	L, 6-11	*Auburn		Fayetteville
3/18	L, 7-10	*Auburn		Fayetteville
3/19	L, 11-21	*Auburn		Fayetteville
3/21	W, 10-8	Oklahoma State	Stillwater, Okla.	
3/22	W, 10-3	Kansas	Lawrence, Kan.	
3/24	L, 7-8	*Florida (11)		Fayetteville
3/25	L, 7-8	*Florida (10)		Fayetteville
3/26	L, 4-7	*Florida		Fayetteville
3/28	L, 1-2	Oklahoma State		Fayetteville
3/31	L, 2-3	*Mississippi State	Starkville, Miss.	
4/7	L, 3-12	*LSU	Baton Rouge, La.	
4/8	L, 5-12	*LSU	Baton Rouge, La.	
4/9	L, 11-17	*LSU	Baton Rouge, La.	
4/11	W, 5-4	Oral Roberts	Tulsa, Okla.	
4/14	L, 5-6	*Alabama		Fayetteville
4/15	L, 7-8	*Alabama		Fayetteville
4/16	L, 8-9	*Alabama		Fayetteville
4/18	L, 4-8	Oral Roberts		Fayetteville
4/21	L, 2-10	*Georgia	Athens, Ga.	
4/22	L, 8-14	*Georgia	Athens, Ga.	
4/23	L, 5-15	*Georgia	Athens, Ga.	
4/25	W, 15-14	Wichita State	Wichita, Kan.	
4/28	L, 6-7	*Kentucky		Fayetteville
4/29	W, 12-10	*Kentucky		Fayetteville
4/30	W, 8-5	*Kentucky		Fayetteville
5/2	W, 7-2	SMS		Fayetteville
5/5	L, 2-8	*South Carolina		Fayetteville
5/6	W, 11-10	*South Carolina		Fayetteville
5/7	W, 9-3	*South Carolina		Fayetteville
5/12	W, 6-1	*Ole Miss	Oxford, Miss.	
5/13	L, 5-12	*Ole Miss	Oxford, Miss.	
5/14	W, 8-1	*Ole Miss	Oxford, Miss.	

* SEC Game

2001 (27-29; 11-19 6th SEC West)

Norm DeBryn

Date	Result	Opponent	Location
2/4	W, 25-6	Missouri Southern	Fayetteville
2/9	L, 6-7	Texas-San Antonio	San Antonio, Texas
2/10	L, 2-4	Texas-San Antonio	San Antonio, Texas
2/11	W, 4-1	Texas-San Antonio	San Antonio, Texas
2/17	W, 12-4	Long Beach State	Fayetteville
2/18	W, 6-3	Long Beach State	Fayetteville
2/21	W, 14-4	Oklahoma City	Fayetteville
2/23	W, 6-2	Eastern Illinois	Fayetteville
2/25	W, 10-4	Eastern Illinois	Fayetteville
2/25	W, 17-4	Eastern Illinois	Fayetteville
2/27	L, 4-8	Northwestern St.	Fayetteville
3/2	L, 0-6	Minnesota	Minneapolis, Minn.
3/3	W, 6-4	San Diego State	Minneapolis, Minn.
3/4	L, 2-8	Miami	Minneapolis, Minn.
3/6	L, 1-4	Evansville	Fayetteville
3/7	W, 5-1	Evansville	Fayetteville
3/9	L, 5-16	*South Carolina	Columbia, S.C.
3/10	L, 4-7	*South Carolina	Columbia, S.C.
3/11	L, 3-9	South Carolina	Columbia, S.C.
3/13	L, 0-5	Wichita State	Wichita, Kan.
3/16	W, 8-5	*Georgia	Fayetteville
3/17	W, 20-3	*Georgia	Fayetteville
3/18	L, 6-7	*Georgia	Fayetteville
3/20	W, 2-0	Kansas State	Shreveport, La.
3/20	L, 1-12	Louisiana Tech	Shreveport, La.
3/21	W, 5-0	Centenary	Shreveport, La.
3/23	L, 4-7	*Florida	Gainesville, Fla.
3/24	L, 4-8	*Florida	Gainesville, Fla.
3/25	L, 1-4	*Florida	Gainesville, Fla.
3/27	W, 6-5	Kansas	Fayetteville
3/30	W, 6-5	*Mississippi State	Fayetteville
3/31	L, 3-9	*Mississippi State	Fayetteville
4/1	L, 2-10	*Mississippi State	Fayetteville
4/3	L, 9-10	SMS	Springfield, Mo.
4/6	W, 3-2	*Ole Miss	Fayetteville
4/7	L, 6-11	*Ole Miss	Fayetteville
4/8	W, 10-3	*Ole Miss	Fayetteville
4/10	W, 5-4	Oklahoma	Norman, Okla.
4/13	L, 1-10	*Auburn	Auburn, Ala.
4/14	L, 4-11	*Auburn	Auburn, Ala.

4/15	L, 5-10	*Auburn	Auburn, Ala.
4/17	W, 4-2	Oral Roberts	Tulsa, Okla.
4/20	L, 7-8	*Tennessee	Knoxville, Tenn.
4/21	L, 3-6	*Tennessee	Knoxville, Tenn.
4/22	W, 14-1	*Tennessee	Knoxville, Tenn.
4/24	L, 5-6	Oklahoma State	Tulsa, Okla.
4/27	L, 4-5	*Kentucky	Lexington, Ky.
4/28	W, 16-11	*Kentucky	Lexington, Ky.
4/29	W, 9-5	*Kentucky	Lexington, Ky.
5/1	W, 10-0	Oral Roberts	Fayetteville
5/4	W, 8-1	*LSU	Fayetteville
5/5	W, 5-4	*LSU	Fayetteville
5/6	W, 4-3	*LSU	Fayetteville
5/11	L, 6-11	*Alabama	Tuscaloosa, Ala.
5/12	L, 9-10	*Alabama	Tuscaloosa, Ala.
5/13	L, 6-8	*Alabama	Tuscaloosa, Ala.

* SEC Game

2002 (35-28; 13-14 5th SEC West)

Norm DeBryn

Date	Result	Opponent	Location
2/11	W, 13-1	Missouri Southern	Fayetteville
2/12	W, 5-4	Oklahoma City	Fayetteville
2/15	W, 18-1	Air Force	Arlington, Texas
2/16	L, 2-3	SMS	Arlington, Texas
2/17	W, 7-1	Texas - Arlington	Arlington, Texas
2/22	L, 1-7	Long Beach State	Long Beach, Calif.
2/23	L, 0-4	Long Beach State	Long Beach, Calif.
2/24	W, 5-3	Long Beach State	Long Beach, Calif.
2/27	W, 7-1	Missouri Valley	Fayetteville
3/5	W, 10-1	SMS	Fayetteville
3/8	W, 5-2	McNeese State	Fayetteville
3/9	L, 9-14	McNeese State	Fayetteville
3/10	L, 1-4	McNeese State	Fayetteville
3/12	L, 1-7	Oklahoma	Norman, Okla.
3/15	L, 3-10	*Georgia	Athens, Ga.
3/16	L, 4-8	*Georgia	Athens, Ga.
3/17	W, 16-12	*Georgia (10)	Athens, Ga.
3/19	W, 11-10	Missouri	Columbia, Mo.
3/20	W, 6-4	Saint Louis	St. Louis, Mo.
3/22	L, 5-9	*Alabama	Fayetteville
3/23	W, 10-0	*Alabama	Fayetteville
3/24	L, 1-4	*Alabama	Fayetteville
3/26	W, 16-4	Centenary	Fayetteville

3/27	W, 10-2	Centenary	Fayetteville
3/30	L, 3-4	*Vanderbilt	Nashville, Tenn.
4/3	W, 7-4	SMS	Springfield, Mo.
4/5	W, 7-4	*South Carolina	Fayetteville
4/6	W, 8-7	*South Carolina (15)	Fayetteville
4/9	W, 9-6	Oklahoma	Fayetteville
4/12	L, 4-17	*Mississippi State	Starkville, Miss.
4/13	W, 7-3	*Mississippi State	Starkville, Miss.
4/14	L, 4-6	*Mississippi State	Starkville, Miss.
4/16	W, 14-0	Oral Roberts	Tulsa, Okla.
4/17	W, 5-1	Pittsburg (Kan.) State	Fayetteville
4/19	L, 9-14	*Tennessee	Fayetteville
4/20	W, 7-6	*Tennessee (12)	Fayetteville
4/21	W, 9-2	*Tennessee	Fayetteville
4/23	L, 2-3	Wichita State	Fayetteville
4/26	L, 0-3	*LSU	Baton Rouge, La.
4/27	L, 0-8	*LSU	Baton Rouge, La.
4/29	L, 5-13	*LSU	Baton Rouge, La.
4/30	W, 6-3	Oral Roberts	Fayetteville
5/1	L, 7-10	SMS	Fayetteville
5/3	W, 5-1	*Kentucky	Fayetteville
5/4	L, 2-5	*Kentucky	Fayetteville
5/5	L, 0-1	*Kentucky	Fayetteville
5/10	W, 5-4	*Ole Miss	Oxford, Miss.
5/11	W, 11-5	*Ole Miss	Oxford, Miss.
5/12	W, 10-8	*Ole Miss	Oxford, Miss.
5/14	L, 1-5	Southeast Missouri St.	Fayetteville
5/15	L, 4-5	Southeast Missouri St.	Fayetteville
5/17	W, 18-5	*Auburn	Fayetteville
5/18	L, 3-7	*Auburn	Fayetteville
5/19	W, 4-1	*Auburn	Fayetteville
5/22!	L, 1-10	South Carolina	Hoover, Ala.
5/23!	W, 7-3	Auburn	Hoover, Ala.
5/24!	L, 1-4	South Carolina	Hoover, Ala.
5/31+	W, 8-5	Oklahoma	Wichita, Kan.
6/1+	W, 7-6	Oral Roberts	Wichita, Kan.
6/2+	W, 11-6	Oral Roberts	Wichita, Kan.
6/7\$	W, 9-6	Clemson	Clemson, S.C.
6/8\$	L, 7-8	Clemson	Clemson, S.C.
6/9\$	L, 4-7	Clemson	Clemson, S.C.

*SEC Game

! SEC Tournament

+ NCAA Wichita Regional

\$ NCAA Clemson Regional



Dave Van Horn took over the Arkansas program in 2003 and boasts a 201-110 record with the Diamond Hogs.



BASEBALL

All-Time Results

RAZORBACKS GAME-BY-GAME RESULTS FROM 2003-2005



2003 35-22; 14-16 6th SEC West)

Dave Van Horn

Date	Result	Opponent	Location
2/11	W, 9-5	Creighton	Fayetteville
2/14	W, 5-1	Eastern Illinois	Fayetteville
2/15	W, 17-3	Eastern Illinois	Fayetteville
2/21	W, 8-1	vs. Navy	Memphis, Tenn.
2/23	W, 10-9	vs. Memphis	Memphis, Tenn.
3/1	W, 8-7	Illinois - Chicago (11)	Fayetteville
3/1	W, 6-4	Illinois - Chicago	Fayetteville
3/2	W, 13-2	Illinois - Chicago	Fayetteville
3/4	W, 6-2	Western Michigan	Fayetteville
3/5	W, 4-3	Western Michigan	Fayetteville
3/7	L, 8-9	Kansas State	Manhattan, Kan.
3/9	W, 12-4	Kansas State	Fayetteville
3/10	W, 4-3	Kansas State	Fayetteville
3/10	W, 18-5	Kansas State	Fayetteville
3/11	W, 2-1	Kansas	Fayetteville
3/14	L, 2-7	*South Carolina	Columbia, S.C.
3/16	W, 2-1	*South Carolina	Columbia, S.C.
3/16	W, 4-1	*South Carolina	Columbia, S.C.
3/19	W, 14-9	Centenary	Shreveport, La.
3/19	W, 19-7	Louisiana Tech	Shreveport, La.
3/21	L, 3-4	*Mississippi State (10)	Fayetteville
3/22	L, 3-8	*Mississippi State	Fayetteville
3/23	L, 1-5	*Mississippi State	Fayetteville
3/25	W, 5-4	SMS	Fayetteville
3/28	W, 9-2	*Kentucky	Lexington, Ky.
3/29	W, 2-1	*Kentucky	Lexington, Ky.
3/30	W, 10-9	*Kentucky	Lexington, Ky.
4/1	W, 9-3	Oral Roberts	Fayetteville
4/4	W, 9-4	*Georgia	Fayetteville
4/5	W, 14-3	*Georgia	Fayetteville
4/6	L, 4-10	*Georgia	Fayetteville
4/11	L, 4-6	*Vanderbilt	Fayetteville
4/12	W, 17-7	*Vanderbilt	Fayetteville
4/13	W, 8-5	*Vanderbilt	Fayetteville
4/15	W, 8-2	Oral Roberts	Tulsa, Okla.
4/18	W, 9-7	*Auburn	Auburn, Ala.
4/19	W, 11-6	*Auburn	Auburn, Ala.
4/20	L, 2-5	*Auburn	Auburn, Ala.
4/22	L, 5-6	Wichita State (10)	Wichita, Kan.
4/25	L, 2-10	*Alabama	Tuscaloosa, Ala.
4/26	L, 3-6	*Alabama	Tuscaloosa, Ala.
4/27	L, 2-14	*Alabama	Tuscaloosa, Ala.
4/29	W, 7-3	Missouri Southern	Fayetteville
5/2	L, 2-5	*Ole Miss	Fayetteville
5/3	W, 7-6	*Ole Miss	Fayetteville
5/4	W, 6-3	*Ole Miss	Fayetteville
5/9	L, 0-1	*Tennessee (12)	Knoxville, Tenn.
5/10	L, 1-8	*Tennessee	Knoxville, Tenn.
5/11	L, 3-4	*Tennessee (11)	Knoxville, Tenn.
5/16	L, 3-11	*LSU	Fayetteville
5/17	W, 6-5	*LSU (10)	Fayetteville
5/18	L, 2-6	*LSU	Fayetteville
5/22	L, 4-5	LSU	Hoover, Ala.
5/23	L, 7-8	Ole Miss (11)	Hoover, Ala.
5/30+	L, 2-3	Lamar	Austin, Texas
5/31+	W, 10-7	Bucknell	Austin, Texas
5/31+	L, 6-7	Lamar (11)	Austin, Texas

* SEC Game

! SEC Tournament

+ NCAA Austin Regional

2004 45-24; 19-11 1st SEC West; SEC

Champions) Dave Van Horn

Date	Result	Opponent	Location
2/13	W, 2-0	Louisiana Tech	Fayetteville
2/14	W, 22-2	Louisiana Tech	Fayetteville
2/15	W, 13-2	Louisiana Tech	Fayetteville
2/20	W, 14-7	St. John's	Fayetteville
2/21	W, 6-5	St. John's	Fayetteville
2/22	W, 14-3	St. John's	Fayetteville
2/24	W, 7-1	McNeese State	Fayetteville
2/25	W, 7-2	McNeese State	Fayetteville
2/27	L, 1-3	New Mexico	College Station, Texas
2/27	L, 5-7	Texas A&M	College Station, Texas
2/28	W, 13-3	New Mexico	College Station, Texas
2/28	W, 6-4	Texas A&M	College Station, Texas
2/29	L, 7-9	Texas A&M	College Station, Texas
2/29	W, 5-2	New Mexico	College Station, Texas
3/6	L, 1-4	Texas-Pan American	Edinburg, Texas
3/7	L, 4-11	Texas-Pan American	Edinburg, Texas
3/12	W, 4-3	Illinois - Chicago	Fayetteville
3/14	L, 1-9	Illinois - Chicago	Fayetteville
3/16	W, 10-9	Centenary	Fayetteville
3/17	W, 15-3	Centenary	Fayetteville
3/19	L, 1-11	*Florida	Gainesville, Fla.
3/20	W, 8-2	*Florida	Gainesville, Fla.
3/21	L, 6-7	*Florida (10)	Gainesville, Fla.



Shaun Seibert returns in 2008 after Tommy John surgery cut his 2007 season short after just 19 innings. The fourth-year junior has nine career wins and a 3.27 ERA over 140.1-career innings.

3/26	W, 5-3	*South Carolina	Fayetteville
3/27	W, 5-4	*South Carolina	Fayetteville
3/28	L, 2-10	*South Carolina	Fayetteville
3/30	W, 10-4	Wichita State	Fayetteville
4/2	L, 3-6	*Alabama	Fayetteville
4/3	W, 7-2	*Alabama	Fayetteville
4/4	W, 11-6	*Alabama	Fayetteville
4/6	L, 5-6	SMS (16)	Fayetteville
4/9	W, 11-8	*LSU	Baton Rouge, La.
4/10	W, 11-10	*LSU	Baton Rouge, La.
4/11	W, 7-5	*LSU	Baton Rouge, La.
4/13	L, 4-6	Oral Roberts	Fayetteville
4/16	W, 6-3	*Vanderbilt	Nashville, Tenn.
4/17	W, 9-4	*Vanderbilt	Nashville, Tenn.
4/18	L, 8-14	*Vanderbilt	Nashville, Tenn.
4/20	W, 5-2	Oklahoma State	Fayetteville
4/23	W, 9-4	*Kentucky	Fayetteville
4/24	W, 5-4	*Kentucky	Fayetteville
4/25	W, 11-10	*Kentucky	Fayetteville
4/27	W, 8-4	Oral Roberts	Tulsa, Okla.
4/30	L, 3-9	*Tennessee	Fayetteville
5/1	W, 4-1	*Tennessee	Fayetteville
5/2	W, 5-3	*Tennessee	Fayetteville
5/7	L, 0-1	*Ole Miss	Oxford, Miss.
5/8	W, 3-1	*Ole Miss	Oxford, Miss.
5/9	L, 3-5	*Ole Miss	Oxford, Miss.
5/11	W, 13-2	Texas-Pan American	Fayetteville
5/15	L, 2-3	*Mississippi State	Starkville, Miss.
5/16	L, 4-5	*Mississippi State	Starkville, Miss.
5/16	W, 4-2	*Mississippi State	Starkville, Miss.
5/21	W, 9-7	*Auburn	Fayetteville
5/22	L, 4-7	*Auburn	Fayetteville
5/23	W, 15-3	*Auburn	Fayetteville
5/26	L, 6-8	Tennessee	Hoover, Ala.
5/27	W, 4-3	Ole Miss	Hoover, Ala.
5/28	W, 4-1	Tennessee	Hoover, Ala.
5/29	L, 2-3	South Carolina	Hoover, Ala.
6/4+	W, 4-1	Le Moyne	Fayetteville
6/5+	L, 1-4	Wichita State	Fayetteville
6/6+	W, 10-7	Missouri	Fayetteville
6/6+	W, 11-9	Wichita State	Fayetteville
6/6+	W, 4-3	Wichita State	Fayetteville
6/11\$	W, 7-5	Florida State	Fayetteville
6/12\$	W, 4-2	Florida State	Fayetteville
6/18\$	L, 2-13	Texas	Omaha, Neb.
6/19\$	L, 2-7	Arizona	Omaha, Neb.

* SEC Game

! SEC Tournament

+ NCAA Fayetteville Regional

\$ NCAA Fayetteville Super Regional

College World Series

2005 (39-22; 13-17 T5th SEC West)

Dave Van Horn

Date	Result	Opponent	Location
2/11	W, 13-3	Dallas Baptist	Dallas, Texas
2/12	W, 8-1	Dallas Baptist	Arlington, Texas
2/13	W, 2-1	Texas-Arlington	Arlington, Texas
2/13	W, 4-1	Texas-Arlington (12)	Arlington, Texas
2/18	W, 5-2	Louisiana Tech	Ruston, La.
2/19	L, 8-10	Louisiana Tech	Ruston, La.
2/20	W, 9-4	Louisiana Tech	Ruston, La.
2/25	W, 5-4	Minnesota	Fayetteville
2/26	W, 12-3	Minnesota	Fayetteville
2/27	W, 4-3	Minnesota	Fayetteville
3/3	W, 7-4	Illinois-Chicago	Fayetteville
3/5	W, 15-4	Illinois-Chicago	Fayetteville
3/6	W, 9-2	Illinois-Chicago	Fayetteville
3/8	W, 11-7	Oklahoma State	Stillwater, Okla.
3/11	W, 17-2	Eastern Illinois	Fayetteville
3/12	W, 12-1	Eastern Illinois	Fayetteville
3/13	W, 6-0	Eastern Illinois	Fayetteville
3/18	W, 9-1	*South Carolina	Columbia, S.C.
3/19	L, 3-12	*South Carolina	Columbia, S.C.
3/20	W, 5-3	*South Carolina	Columbia, S.C.
3/22	W, 10-1	Centenary	Shreveport, La.
3/23	W, 14-1	Centenary	Shreveport, La.
3/25	L, 3-5	*Mississippi State	Fayetteville
3/26	L, 4-13	*Mississippi State	Fayetteville
3/27	W, 10-5	*Mississippi State	Fayetteville
4/1	L, 1-5	*Auburn	Auburn, Ala.
4/2	L, 7-8	*Auburn	Auburn, Ala.
4/3	W, 8-6	*Auburn	Auburn, Ala.
4/5	W, 9-3	Northern Colorado	Fayetteville
4/6	W, 7-4	Northern Colorado	Fayetteville
4/8	W, 6-5	*Vanderbilt	Fayetteville
4/9	W, 5-4	*Vanderbilt (10)	Fayetteville
4/10	W, 3-0	*Vanderbilt	Fayetteville
4/12	W, 15-8	Oral Roberts	Tulsa, Okla.
4/13	W, 14-5	SMS	Fayetteville
4/15	W, 4-1	*Tennessee	Knoxville, Tenn.
4/16	L, 2-8	*Tennessee	Knoxville, Tenn.
4/17	L, 3-4	*Tennessee	Knoxville, Tenn.
4/19	W, 9-4	SMS	Springfield, Mo.
4/22	L, 7-10	*LSU	Fayetteville
4/23	L, 0-7	*LSU	Fayetteville
4/24	L, 0-6	*LSU	Fayetteville
4/26	W, 5-2	Oral Roberts	Fayetteville
4/30	W, 8-5	*Kentucky	Lexington, Ky.
4/30	L, 8-11	*Kentucky	Lexington, Ky.
5/1	L, 1-7	*Kentucky	Lexington, Ky.
5/6	W, 4-1	*Florida	Fayetteville
5/7	W, 3-2	*Florida (10)	Fayetteville
5/8	L, 10-11	*Florida	Fayetteville

RECORDS

2008 SEASON



ARKANSAS

All-Time Results

RAZORBACKS GAME-BY-GAME RESULTS FROM 2005-2007



Matt Willard was drafted by the Cleveland Indians in the 49th round in 2007 after hitting .289 over his two-year Razorback career with 16 stolen bases.

5/13	W, 5-4	*Alabama	Tuscaloosa, Ala.
5/14	L, 2-5	*Alabama	Tuscaloosa, Ala.
5/15	W, 3-2	*Alabama	Tuscaloosa, Ala.
5/20	L, 3-5	*Ole Miss	Fayetteville
5/21	L, 2-10	*Ole Miss	Fayetteville
5/22	L, 1-9	*Ole Miss	Fayetteville
5/25!	L, 8-9	Florida	Hoover, Ala.
5/26!	L, 4-5	Alabama	Hoover, Ala.
6/3+	W, 9-5	Miami (Ohio)	Austin, Texas
6/4+	W, 9-2	Texas	Austin, Texas
6/5+	L, 8-19	Texas	Austin, Texas
6/6+	L, 2-5	Texas	Austin, Texas
* SEC Game			
! SEC Tournament			
+ NCAA Austin Regional			

2006 (39-21; 18-12 2nd SEC West)

Dave Van Horn

Date	Result	Opponent	Location
2/10	W, 4-1	*vs. George Mason	Mobile, Ala.
2/11	W, 3-0	*vs. Oklahoma State	Mobile, Ala.
2/12	W, 8-7	*at South Alabama	Mobile, Ala.
2/17	W, 5-2	%vs. TCU	Edinburg, Texas
2/18	W, 15-7	%vs. Stephen F. Austin	Edinburg, Texas
2/19	W, 13-2	%at Texas-Pan American	Edinburg, Texas
2/24	W, 10-9	Louisiana Tech (DH)	Fayetteville
2/24	W, 13-2	Louisiana Tech (DH)	Fayetteville
2/25	W, 10-2	Louisiana Tech	Fayetteville
2/28	L, 2-5	\$vs. Washington	Honolulu
3/1	W, 12-4	\$vs. Texas-Arlington	Honolulu
3/2	W, 5-1	\$at Hawai'i	Honolulu
3/3	W, 5-3	\$vs. Texas-Arlington	Honolulu
3/4	W, 7-1	\$vs. Texas-Arlington	Honolulu
3/10	W, 6-5	Cal State Northridge	Fayetteville
3/11	W, 8-1	Cal State Northridge	Fayetteville
3/12	W, 8-6	Cal State Northridge	Fayetteville
3/17	L, 3-6	*at Florida	Gainesville, Fla.
3/18	W, 4-2	*at Florida	Gainesville, Fla.
3/19	L, 7-8	*at Florida	Gainesville, Fla.
3/21	W, 10-2	Centenary	Fayetteville
3/22	W, 8-5	Centenary	Fayetteville
3/24	L, 0-2	*Georgia	Fayetteville
3/25	L, 7-8	*Georgia	Fayetteville
3/26	W, 5-4	*Georgia (10)	Fayetteville
3/28	W, 4-3	at Wichita State (11)	Wichita, Kan.
3/31	W, 6-1	*Tennessee	Fayetteville
4/1	L, 6-11	*Tennessee	Fayetteville
4/2	W, 13-11	*Tennessee	Fayetteville
4/4	L, 5-10	Missouri State	Fayetteville
4/7	L, 1-7	*at Vanderbilt	Nashville, Tenn.
4/8	W, 5-3	*at Vanderbilt	Nashville, Tenn.
4/9	W, 4-3	*at Vanderbilt	Nashville, Tenn.
4/11	L, 2-4	at Missouri State	Springfield, Mo.
4/14	W, 10-9	*Kentucky	Fayetteville
4/15	W, 10-6	*Kentucky	Fayetteville

4/16	L, 5-7	*Kentucky	Fayetteville
4/18	W, 2-1	Northern Colorado	Fayetteville
4/19	L, 2-4	Northern Colorado	Fayetteville
4/22	W, 6-2	*at Mississippi State	Starkville, Miss.
4/22	L, 8-9	*at Mississippi State	Starkville, Miss.
4/23	W, 6-4	*at Mississippi State	Starkville, Miss.
4/28	L, 6-7	*at LSU	Baton Rouge, La.
4/29	W, 4-2	*at LSU	Baton Rouge, La.
4/30	L, 5-7	*at LSU	Baton Rouge, La.
5/2	L, 4-5	at Oral Roberts	Tulsa, Okla.
5/5	W, 4-3	*Alabama (11)	Fayetteville
5/6	W, 13-6	*Alabama	Fayetteville
5/7	W, 5-3	*Alabama	Fayetteville
5/12	W, 12-3	*at Ole Miss	Oxford, Miss.
5/13	L, 3-7	*at Ole Miss	Oxford, Miss.
5/14	L, 4-5	*at Ole Miss	Oxford, Miss.
5/18	W, 6-3	*Auburn	Fayetteville
5/19	W, 10-5	*Auburn	Fayetteville
5/20	W, 11-2	*Auburn	Fayetteville
5/24	L, 4-9	!vs. Ole Miss	Hoover, Ala.
5/25	L, 3-4	!vs. Alabama	Hoover, Ala.
6/2	L, 3-4	+vs. Oral Roberts (11)	Fayetteville
6/3	W, 6-2	+vs. Princeton	Fayetteville
6/4	L, 5-6	+vs. Oklahoma State	Fayetteville
^ Jaguar Invitational			
% AI Ogletree Classic			
\$ Rainbow Baseball Tournament			
* SEC Game			
! SEC Tournament			
+ NCAA Fayetteville Regional			

2007 (43-21; 18-12 1st SEC West)

Dave Van Horn

Date	Result	Opponent	Location
2/2	W, 4-2	Louisiana Tech	Ruston, La.
2/3	L, 2-9	Louisiana Tech	Ruston, La.
2/4	W, 6-2	Louisiana Tech	Ruston, La.
2/9	W, 13-1	Troy	Troy, Ala.
2/10	L, 8-13	Troy	Troy, Ala.
2/11	W, 16-2	Troy	Troy, Ala.
2/18	W, 8-3	Wisconsin-Milwaukee	Fayetteville
2/18	W, 28-2	Wisconsin-Milwaukee	Fayetteville
2/19	W, 8-1	Wisconsin-Milwaukee	Fayetteville
2/23	W, 12-1	Illinois State	Fayetteville
2/24	L, 10-12	Illinois State	Fayetteville
2/25	W, 9-8	Illinois State (10)	Fayetteville
3/2	L, 4-5	*Ole Miss	Minneapolis, Minn.
3/4	W, 5-1	*Minnesota	Minneapolis, Minn.
3/4	L, 5-10	*Minnesota	Minneapolis, Minn.
3/9	W, 8-7	Kansas	Fayetteville
3/10	W, 4-0	Kansas	Fayetteville
3/11	W, 5-2	Kansas	Fayetteville
3/13	W, 10-2	Oral Roberts	Fayetteville
3/16	W, 10-2	*Kentucky	Lexington, Ky.
3/17	L, 5-7	*Kentucky	Lexington, Ky.

3/31	W, 4-3	*Tennessee	Knoxville, Tenn.
4/1	W, 11-7	*Tennessee	Knoxville, Tenn.
4/3	W, 14-6	Northern Colorado	Fayetteville
4/4	W, 9-7	Northern Colorado	Fayetteville
4/6	L, 9-11	*Mississippi State	Fayetteville
4/7	L, 1-2	*Mississippi State	Fayetteville
4/8	W, 9-3	*Mississippi State	Fayetteville
4/11	W, 2-0	Missouri State	Fayetteville
4/14	W, 14-3	*Florida	Fayetteville
4/14	W, 7-1	*Florida	Fayetteville
4/15	W, 10-7	*Florida	Fayetteville
4/18	W, 16-2	Missouri State	Springfield, Mo.
4/20	L, 1-6	*Georgia	Athens, Ga.
4/21	W, 7-6	*Georgia (10)	Athens, Ga.
4/22	W, 9-3	*Georgia	Athens, Ga.
4/25	W, 10-2	Wichita State	Fayetteville
4/27	W, 12-1	*Auburn	Auburn, Ala.
4/28	L, 9-11	*Auburn	Auburn, Ala.
4/29	W, 8-1	*Auburn	Auburn, Ala.
5/4	L, 5-6	*LSU	Fayetteville
5/5	W, 5-0	*LSU	Fayetteville
5/6	L, 3-5	*LSU	Fayetteville
5/11	L, 0-10	*Alabama	Tuscaloosa, Ala.
5/12	W, 12-5	*Alabama	Tuscaloosa, Ala.
5/13	L, 5-9	*Alabama	Tuscaloosa, Ala.
5/17	L, 4-5	*Ole Miss	Fayetteville
5/18	W, 4-3	*Ole Miss (10)	Fayetteville
5/19	L, 0-5	*Ole Miss	Fayetteville
5/23	W, 6-0	!Alabama	Hoover, Ala.
5/24	W, 6-0	!South Carolina	Hoover, Ala.
5/26	W, 3-2	!South Carolina	Hoover, Ala.
5/27	L, 4-7	!Vanderbilt	Hoover, Ala.
6/1	W, 9-0	+Albany	Fayetteville
6/2	L, 3-14	+Oklahoma State	Fayetteville
6/3	W, 6-0	+Creighton	Fayetteville
6/3	L, 6-7	+Oklahoma State	Fayetteville

^ Dairy Queen Classic

* SEC Game

! SEC Tournament

+ NCAA Fayetteville Regional





History

Razorback Baseball History

A RICH HISTORY OF BASEBALL

Few schools in America enjoy as rich a history as that of the Arkansas Razorback baseball program. With five College World Series appearances - including a national runner-up finish in 1979 - and 20 NCAA postseason appearances to its credit, the University of Arkansas has long been considered one of the nation's elite programs.

Entering their 85th season of play, the Razorbacks have seen the top and bottom of the college baseball scene. Fielding its first team in 1897, Arkansas played for 24 years before seeing its team discontinued from 1930 to 1946. Hugo Bezdek, E.T. Pickering, T.T. McConnell, Claude Watts, Norman Coyle and Francis Schmidt served as coaches during the early days of the program. All but Watts and Coyle also served as head football coaches at the University.

A new chapter began in 2003 when former Razorback player and graduate assistant coach Dave Van Horn was named head coach after Norm DeBriyn retired following the 2002 season.

In his final season, DeBriyn guided the Hogs to an NCAA Super Regional after winning the Wichita Regional with a perfect 3-0 mark. The Razorbacks came within two runs of advancing to their fifth NCAA College World Series, losing the Regional two games to one to host school Clemson.

The Razorbacks got back in the baseball business again in 1947 with Deke Brackett serving the first of three seasons as head coach. It was in 1950, with Razorback athletic trainer Bill Ferrell taking the reigns, that modern-day interest in the sport ignited for the first time. Though compiling only a 139-149 record during his 16-year tenure, the foundation was laid for what was to come.

Wayne Robbins took over for the popular Ferrell in 1966 and coached for four seasons, going 50-51. His successor was a fiery young coach from Wisconsin who would eventually build the program into one of national prominence.

Norm DeBriyn was hired by UA Athletics Director George Cole in 1970 and charged with making the Razorbacks competitive on a conference and national level. Arkansas baseball had not been a baseball-playing member of a league since dropping out of Southwest Conference play in 1926. One of DeBriyn's first tasks was to resume a SWC schedule, a feat which was accomplished in time for the 1974 season. His teams proved competitive in one of the nation's toughest baseball leagues and Arkansas would end up qualifying for 14 of the 15 SWC tournaments held during the Hogs' membership in that league.

The Razorbacks became competitive on a larger scale as well, under



Arkansas has appeared in five College World Series, won two Southeastern Conference titles and two Southwest Conference titles.

DeBriyn. Arkansas participated in its first NCAA postseason in 1973, DeBriyn's fourth season, and made its first trip to the NCAA College World Series in just his 10th campaign.

That trip to Omaha in 1979 saw the Hogs finish as national runners-up to Cal State-Fullerton.

Facilities have played an important role in the history of Razorback baseball under DeBriyn's direction. Upon his arrival, the Hogs were playing games at the run-down and disheveled Washington County Fairgrounds field barely fit for pasture land. By 1975, Arkansas had moved into George Cole Field, one of the few college ballparks in the country with an artificial playing surface. The park gave the program immediate respectability and Arkansas would advance five times to NCAA postseason play and twice to the NCAA College World Series in its first decade in the park.

Lights were added in 1985 with the help of former standouts Kevin McReynolds, Johnny Ray and Tim Lollar and again moved the program up to another level.

George Cole Field (Arkansas was 567-142-2 for a winning percentage of .799 at the venue) was the site of the Razorback baseball program's coming of age. It was the site of the school's first league tournament championship in 1985 and home to a parade of all-conference and All-America players. McReynolds, Ray, Lollar and Tom Pagnozzi - some of the first Razorbacks to make a significant impact in Major League Baseball - were just a few of many DeBriyn pupils who honed their skills at George Cole Field and went on to excel in the majors.

But Arkansas baseball is not just about those who have been able to play the game for a living. The Razorbacks have produced 75 all-conference selections (all since 1976 when Bill Montgomery was named All-Southwest Conference), 23 All-America picks (Tim Lollar was the first in 1978), 51 all-conference tournament selections, three conference titles (1989, 1990 and 1999), one conference tournament championship and five NCAA Regional Tournament championships. Since joining the SEC in 1992, Arkansas has already placed 17 players on All-SEC lists. Adding all these feats to the fact that Arkansas baseball has seen 32 of its stars go on to play in the major leagues, has dozens currently playing professional baseball and claims four major league first-round draft picks in Kevin McReynolds (1981), Jeff King (1986), David Walling (1999) and Nick Schmidt (2007).

Although he retired following the 2002 season, the magic continues with DeBriyn's subtle influence on the lives of Charlie Baum and Willard & Pat Walker families, key contributors to perhaps the crowning achievement of DeBriyn's tenure - Baum Stadium at George Cole Field. The 8,237-seat stadium, which can accommodate a crowd of 10,737, is unparalleled in the country in form and function and promises again to move the program to an even higher level of achievement.

Designed by the nationally acclaimed firm HOK, designers of such jewels as Oriole Park at Camden Yards, Coors Field and Jacobs Field, Baum Stadium at George Cole Field played host to its first game on April 13, 1996, as a then-record crowd of 3,328 saw the Razorbacks defeat Auburn in a doubleheader sweep. Named the best college baseball facility in the



Former Hog Tom Pagnozzi was voted to the 1992 MLB All-Star Team.



Razorback Baseball History

STORIED TEAMS AND GREAT PLAYERS



Former Razorbacks Ronn Reynolds, Kevin McReynolds, Tim Lollar and Johnny Ray with long-time Hogs' skipper Norm DeBriyn. (middle)

nation by *Baseball America* in 1998, the stadium has ignited the interest of Razorback fans throughout the region and helped Arkansas lead the nation in tickets sold in 2007 with 8,069 per game and set an NCAA record in the process.

Many former Razorbacks have given something back to the program that helped propel them to the professional ranks, but none so much as all-star catcher Tom Pagnozzi. In addition to contributing the funds which made possible the Razorback clubhouse that bears his name, the annual Tom Pagnozzi Invitational Golf Tournament and surrounding events raise thousands of dollars each year for the Arkansas baseball program.

Memorable moments of Arkansas baseball vary with the observer. Arkansas' first NCAA postseason appearance in 1973 at Arlington Stadium in Arlington, Texas, will long be considered a watershed moment for DeBriyn's program. Though the Hogs lost two straight, it was a signal the program had arrived. Just six years later, the Razorbacks raced through the NCAA East Regional in Tallahassee, Fla., in four games to advance to the CWS in Omaha, Neb., for the first time.

Three more wins in the then-true double elimination event put Arkansas in the championship game against Cal State-Fullerton. Fullerton, playing with one loss, won the first championship game 10-13 forcing a winner-take-all rematch. Fullerton won that one as well, 2-1, sending the disappointed Hogs home with the national runner-up trophy.

A third-place finish at the 1985 CWS also saw the Razorbacks go through Tallahassee and started a five-year stretch in which Arkansas advanced to Omaha three times, each time on an odd year. Fifth-place finishes in 1987 and 1989 were outstanding achievements for outstanding teams.

Arkansas played host to its first Southwest Conference tournament in 1985, winning in three-straight games at George Cole Field with an opening win over Baylor and back-to-back victories over rival Texas. It was another example of facilities playing a role in the program's success - only the addition of lights that season enabled the school to snare the tournament host honor from traditional sites Texas and Texas A&M.

Memorable moments are hard to narrow to such a small space but would include some hard-to-forget home runs and pitching performances. Ralph Kraus ushered in the school's first home night game in classic style with a home run in the bottom of the ninth inning to defeat Texas before thousands in 1985. McReynolds will long be known for his towering shots both at George Cole Field and at the SWC Tournament at Texas A&M in 1980.

There have been 12 no-hitters in school history, the most recent by the combination of Nick Schmidt, Brian McLelland and Devin Collis in 2006. They blanked Oklahoma State to join former Razorbacks Rich Erwin (1976), David Rhodes (1977), Scott Glanz (1982), Tim Deitz (1983), Fred Faust (1984), Steve Parker (1986), Dennis Fletcher-Tim Sherrill-Tim Peters (1987), Brian Cook-Brian Dennison (1991), Todd Abbott (1994), Richie Nye (1996) and Scott Roehl (2001) as no-hit specialists. Steve Krueger recorded the Southwest Conference's lowest league ERA in 1979 and 1980.

Another Nye helped the Hogs make history again on the final day of the 1999 regular season. Rodney Nye homered in each of his first three trips to the plate to help the Razorbacks to a victory that gave UA its first SEC Western Division and overall titles.

Baum Stadium has already seen its share of memorable games in its short lifespan, such as the Hogs' 11-run rally to beat South Carolina 17-16 in 1998 and a 16-0 win over Eastern Illinois in which David Walling fanned 16 batters to help give Norm DeBriyn his 1,000th career victory.

In 1999, the Razorbacks took their home-field advantage a new level, going 14-1 in home SEC games and ending the season with 13-consecutive conference victories at the facility. The solid play in home league games helped the Hogs earn division and overall league titles and brought an NCAA regional to the UA campus for the first time in school history.

In 2004, Arkansas duplicated the feat again earning a share of the SEC crown and topping the SEC West. Picked last in the SEC West to begin the season, Van Horn guided this gritty bunch of Hogs to their second league title since joining the SEC. For their efforts, Arkansas earned a coveted national seed in the NCAA tournament draw and hosted its second regional in school history.

The Razorbacks hosted the largest attended NCAA regional as 38,773 fans packed Baum Stadium for the three-day event. Arkansas didn't disappoint, although, it took a historic comeback to send the home fans home happy. Down to its last out in an elimination game against Wichita State, Arkansas got a grand slam from junior catcher Brady Toops to complete an improbable 11-9 comeback win against the Shockers. Arkansas held off Wichita State 4-3 in the regional final to secure the school's first-ever NCAA Super Regional.

The following weekend, Arkansas dominated No. 12 Florida State in a two-game sweep of the Seminoles televised nationally by ESPN. Razorback fans set a new NCAA record for super regional attendance at an on-campus venue drawing 9,338, on Friday and 10,027 on Saturday. With the 4-2 win on Saturday, Arkansas clinched its fifth College World Series berth. Omaha did not prove as kind to the Hogs, as Arkansas dropped a pair of games to Texas and Arizona. Despite the quick exit, the improbable run of this underdog Razorback squad captured the imagination of UA fans everywhere laying the groundwork for even bigger and better things to come.

A rich history with legendary players, coaches and games that make Arkansas baseball a unique and treasured program. With Baum Stadium as a backdrop for the Razorbacks' continued competition in the toughest league in the nation, Arkansas baseball promises to bring fans many more great moments for many years to come.



Former Razorback Eric Hinske was voted the 2002 American League Rookie of the Year while playing for the Toronto Blue Jays

1979 College World Series

RAZORBACKS FINISH SECOND IN FIRST CWS APPEARANCE



1979



Record: 49-15

SWC Record: 19-5

SWC Finish: Second

SWC Tournament Finish: Second

College World Series Finish: Second

All-America Selections: Ronn Reynolds, C

CWS All-Tournament Team: Marc Brumble, OF

All-SWC Selections: Steve Krueger, LHP; Johnny Ray, 2B;

Ronn Reynolds, C; Ed Wallace, 1B

All-SWC Tournament Selections: Marc Brumble, OF; John

Hennell, 1B; Johnny Ray, 2B; Ronn Reynolds, C; Scott

Tabor, P; Larry Wallace, SS

1979 ROSTER

Head Coach: Norm DeBriyn

Assistant Coaches: Doug Clark, Tom Hilton and Ban Ormsby

Name	Pos.	Yr.	Hometown (High School/Last School)
Tim Alexander	RHP	So.	Ft. Smith (Southside)
Jeff Ash	OF	Jr.	Shawnee Mission, Kan. (North)
Donald Atkins	INF/OF	Fr.	Little Rock, Ark. (Parkview)
Bill Bakewell	RHP	Sr.	Tulsa, Okla. (Hale)
Powell Bowers	2B	Fr.	Mt. Pleasant, Texas (Mt. Pleasant)
Jeff Boyd	RHP	Jr.	Springfield, Mo. (Glendale)
Marc Brumble	OF	Sr.	Tulsa, Okla. (Hale)
Mark Bulgarelli	C	Sr.	Littleton, Colo. (Arapahoe)
Randal Carter	SS/3B	Jr.	Springfield, Mo. (Hillcrest)
Tim Clancy	C/1B	Jr.	Tulsa, Okla. (Bishop Kelley)
Steve Coker	3B	So.	Fayetteville, Ark. (Fayetteville)
Chris Day	LHP	So.	Houston, Texas (Sharpstown)
Rich Erwin	RHP	Sr.	Littleton, Colo. (Littleton)
Kevin Grover	LHP	Fr.	Janesville, Wis. (Craig)
Bill Grubb	INF/OF	Jr.	Tulsa, Okla. (Hale)
Jeff Haun	INF	Fr.	Overland Park, Kan. (South)
John Hennell	1B	Jr.	Ashland, Wis. (Ashland)
Stuart Huchingson	RHP	Fr.	West Memphis, Ark. (West Memphis)
Jeff Huddleston	RHP	So.	Texarkana, Texas (Liberty)
Albert Jiron	SS	Fr.	Lakewood, Colo. (Bear Creek)
Danny Johnson	RHP	Fr.	Pine Bluff, Ark. (Watson Chapel)
Rob Kauffman	3B	Jr.	Tulsa, Okla. (Hale)
Mike Kreymborg	RHP	Fr.	Tulsa, Okla. (Bishop Kelley)
Dave King	OF	Jr.	Elkins, Ark. (Elkins)
Steve Krueger	LHP	Jr.	Topeka, Kan. (West)
Bruce Lahay	LHP	So.	St. Louis, Mo. (Oakville)
Mike Martin	OF	Sr.	Moore, Okla. (Moore)
Dale McDaniel	RHP	Jr.	Kansas City, Mo. (Hickman)
Pat McGurk	RHP	Jr.	Muskogee, Okla. (Muskogee)
Bob McHale	RHP	Jr.	Tobyhanna, Pa. (Pocono)
Kevin McReynolds	OF	Fr.	North Little Rock, Ark. (Sylvan Hills)
Kevin Radford	2B	Jr.	Tulsa, Okla. (Memorial)
Johnny Ray	2B	Sr.	Chouteau, Okla. (Chouteau)
Ronn Reynolds	C	Jr.	Wichita, Kan. (Southeast)
Rickey Riddley	OF	Jr.	Hot Springs, Ark. (Hot Springs)
Billy Schock	RHP	Fr.	Deer Park, Texas (Deer Park)
John Stanley	LHP	Jr.	Little Rock, Ark. (Hall)
Scott Tabor	RHP	Fr.	Little Rock, Ark. (McClellan)
Ed Wallace	LHP	Sr.	Florissant, Mo. (McClure)
Larry Wallace	2B/SS	Sr.	Pine Bluff, Ark. (Pine Bluff)
Manual Warrior	RHP	Sr.	Sapulpa, Okla. (Kellyville)
Ron Waymire	RHP	Jr.	Tulsa, Okla. (Cascia Hall)
Andy White	RHP	So.	Newport, Ark. (Newport)
Luis Zambrana	OF	So.	Carolina, Puerto Rico

1979 RESULTS

Date	Result	Opponent	Location
2/23	W, 7-1	William Jewell	Fayetteville
2/23	W, 13-2	William Jewell	Fayetteville
2/27	W, 5-0	Missouri Southern	Fayetteville
2/27	W, 3-2	Missouri Southern	Fayetteville
3/2	W, 2-0	*Texas	Fayetteville
3/3	L, 2-3	*Texas	Fayetteville
3/3	L, 0-1	*Texas	Fayetteville
3/4	L, 2-3	Southern Illinois	Fayetteville
3/4	L, 5-18	Southern Illinois	Fayetteville
3/5	W, 5-0	Southwest Baptist	Fayetteville
3/5	W, 9-2	Southwest Baptist	Fayetteville
3/6	W, 4-1	Tulsa	Fayetteville
3/6	W, 8-1	Tulsa	Fayetteville
3/9	W, 6-3	*Rice	Houston, Texas
3/10	W, 7-2	*Rice	Houston, Texas
3/10	W, 12-3	*Rice	Houston, Texas
3/16	W, 12-1	*Baylor	Fayetteville
3/17	W, 5-1	*Baylor	Fayetteville
3/17	L, 0-4	*Baylor	Fayetteville
3/19	W, 13-0	Missouri Western	Fayetteville
3/19	W, 7-6	Missouri Western (11)	Fayetteville
3/23	W, 7-1	*TCU	Fort Worth, Texas
3/24	W, 10-1	*TCU	Fort Worth, Texas
3/24	W, 9-4	*TCU	Fort Worth, Texas
3/26	W, 6-2	Eastern Michigan	Fayetteville
3/26	W, 1-0	Eastern Michigan	Fayetteville
3/27	W, 7-4	Iowa	Fayetteville
3/27	W, 6-0	Eastern Michigan	Fayetteville
3/30	W, 3-1	*SMU	Fayetteville
3/31	W, 3-1	*SMU	Fayetteville
3/31	W, 9-2	*SMU	Fayetteville
4/3	W, 5-1	SMS	Fayetteville
4/3	W, 4-3	SMS	Fayetteville
4/6	L, 8-9	*Texas Tech	Lubbock, Texas
4/7	W, 6-2	*Texas Tech	Lubbock, Texas
4/7	W, 12-9	*Texas Tech	Lubbock, Texas
4/13	W, 4-0	South Dakota	Fayetteville
4/13	W, 7-0	South Dakota	Fayetteville
4/14	W, 7-1	South Dakota	Fayetteville
4/14	W, 8-1	South Dakota	Fayetteville
4/17	L, 2-5	Oral Roberts	Tulsa, Okla.
4/20	W, 5-3	*Houston	Fayetteville
4/21	W, 3-0	*Houston	Fayetteville
4/21	W, 11-10	*Houston (8)	Fayetteville
4/27	L, 0-6	*Texas A&M	College Station, Texas
4/28	W, 2-0	*Texas A&M (11)	College Station, Texas
4/28	W, 9-1	*Texas A&M	College Station, Texas
	L, 8-9	Missouri Southern	Joplin, Mo.
	W, 6-5	Missouri Southern	Joplin, Mo.
	L, 6-7	Wichita State	Wichita, Kan.
	L, 4-5	Wichita State	Wichita, Kan.
5/12!	W, 6-1	Baylor	Austin, Texas
5/13!	L, 2-6	Texas	Austin, Texas
5/14!	W, 6-2	Texas A&M	Austin, Texas
5/14!	L, 6-12	Texas	Austin, Texas
5/25+	W, 12-11	George Washington	Tallahassee, Fla.
5/26+	W, 9-1	Florida	Tallahassee, Fla.
5/26+	W, 8-6	Delaware	Tallahassee, Fla.
5/27+	W, 4-3	Delaware	Tallahassee, Fla.
6/1#	W, 5-4	Pepperdine	Omaha, Neb.
6/3#	W, 10-3	Arizona	Omaha, Neb.
6/5#	W, 9-4	Texas	Omaha, Neb.
6/6#	L, 10-13	Cal State-Fullerton	Omaha, Neb.
6/8#	L, 1-2	Cal State-Fullerton	Omaha, Neb.


* SWC Game † SWC Tournament + NCAA East Regional # College World Series



BASEBALL

1985 College World Series

RAZORBACKS WIN 51 GAMES AND FINISH THIRD AT THE CWS



1985 ROSTER

Head Coach: Norm DeBryen

Assistant Coaches: Doug Clark, Dave Jorn, Rex Dickerson (GA), Rude Garcia (GA)
Dave Van Horn (GA)

Name	Pos.	Yr.	Hometown (High School/Last School)
Joe Blair	2B	Fr.	Orlando, Fla. (Bishop)
Kevin Campbell	RHP	So.	Des Arc, Ark. (Des Arc)
Dera Clark	RHP	So.	Artesia, N.M. (Artesia)
Steve Clements	OF	Sr.	Vancouver, British Columbia (S. Idaho JC)
Jay Cleveland	RHP	So.	Amarillo, Texas (UTEP)
Tim Deitz	RHP	Jr.	Tulsa, Okla. (Hale)
Joe DiLeo	INF	Fr.	Scranton, Pa. (Central)
Bobby Joe Edmonds	OF	So.	St. Louis, Mo. (Luthern North)
Fred Farwell	LHP	Jr.	Nashua, N.H. (Crowder JC)
Fred Faust	RHP	Jr.	Fayetteville, Ark. (Fayetteville)
David Ferrell	2B	Jr.	West Fork, Ark. (Northark JC)
Chris Flake	OF	Fr.	North Little Rock, Ark. (Northeast)
Rob Gee	LHP	Jr.	North Little Rock, Ark. (Westark JC)
Ray Harris	LHP	Fr.	Jacksonville, Ark. (Jacksonville)
Jim Hartman	OF	Fr.	Bedford, Texas (Trinity)
Keith Helton	LHP	So.	North Little Rock, Ark. (Ole Main)
Howard Hilton	RHP	Sr.	Oxnard, Calif. (Oxnard JC)
Rick Huntze	RHP	Sr.	Tulsa, Okla. (Bacone JC)
Mark Jackson	OF	Jr.	North Little Rock, Ark. (Northeast)
Joe Jakoncuk	1B	Fr.	Cabot, Ark. (Cabot)
Kevin Kee	RHP	Fr.	Wichita Falls, Texas (Hirschi)
Keith Kerns	2B	Jr.	Salina, Okla. (Bacone JC)
Jeff King	3B	So.	Colorado Springs, Colo. (Rampart)
Ralph Kraus	1B/OF	Jr.	Plano, Texas (Plano)
Jim Kremers	INF	Fr.	North Little Rock, Ark. (Catholic)
Mike Loggins	OF	Jr.	Crossett, Ark. (Crossett)
Chris Lusker	C	Jr.	Pittsburg, Kan. (Labette JC)
Ron Meilleur	RHP	Fr.	Winnipeg, Canada (Winnipeg)
Gary Murphy	RHP	Jr.	Hazleton, Pa. (Luzerne JC)
Greg Murtha	C	Fr.	Little Rock, Ark. (Westark JC)
David Patterson	INF	Jr.	Ventura, Calif. (Ventura JC)
Tony Peters	C	Jr.	Nicholson, Pa. (Lackawanna)
Pat Rice	RHP	Jr.	Colorado Springs, Colo. (Academy)
Derrick Richardson	INF	Sr.	Fort Smith, Ark. (Northside)
Norm Roberts	OF	Sr.	Texarkana, Texas (Texas)
Ellis Roby	SS	Jr.	North Little Rock, Ark. (Ole Main)
Doyle Wilson	C	Jr.	Chandler, Ariz. (Mesa JC)

1985

Record: 51-15

SWC Record: 13-7

SWC Finish: Third

SWC Tournament Finish: First

College World Series Finish: Third

All-America Selections: Mike Loggins, OF

CWS All-Tournament Team: Jeff King, 3B; Ralph Kraus, OF

All-SWC Selections: Tim Deitz, P; Fred Farwell, P; Jeff

King, 3B; Mike Loggins, OF; Norm Roberts, OF

All-SWC Tournament Selections: Tim Deitz, P; Fred

Farwell, P; Jeff King, 3B; Mike Loggins, OF; Dave

Patterson, 1B (MVP); Norm Roberts, OF; Doyle Wilson, C



1985 RESULTS

Date	Result	Opponent	Location
2/9	L, 2-5	Miami	Coral Gables, Fla.
2/9	L, 1-2	Miami	Coral Gables, Fla.
2/10	L, 0-4	Miami	Coral Gables, Fla.
2/16	W, 4-0	Oklahoma City	Fayetteville
2/16	W, 20-13	Oklahoma City	Fayetteville
2/17	W, 5-2	Oklahoma City	Fayetteville
2/22	W, 5-1	Kansas State	Fayetteville
2/25	W, 12-1	Missouri Southern	Fayetteville
2/25	W, 8-3	Missouri Southern	Fayetteville
3/1	W, 15-4	Lubbock Christian	Fayetteville
3/2	W, 15-1	Lubbock Christian	Fayetteville
3/2	W, 4-1	Lubbock Christian	Fayetteville
3/3	W, 11-3	Northwest Missouri St.	Fayetteville
3/4	W, 18-8	Northwest Missouri St.	Fayetteville
3/5	W, 15-6	Southeast Oklahoma St.	Fayetteville
3/8	W, 9-7	Indiana State	Fayetteville
3/9	W, 7-2	Indiana State	Fayetteville
3/9	W, 3-1	Indiana State	Fayetteville
3/17	W, 8-4	*Rice	Houston, Texas
3/17	L, 2-13	*Rice	Houston, Texas
3/18	W, 10-0	Missouri Western	Fayetteville
3/18	W, 4-0	Missouri Western	Fayetteville
3/19	W, 4-3	School of the Ozarks	Fayetteville
3/19	W, 6-0	School of the Ozarks	Fayetteville
3/22	W, 5-4	*Texas	Fayetteville
3/23	W, 2-1	*Texas	Fayetteville
3/23	L, 3-13	*Texas	Fayetteville
3/26	L, 1-3	Oklahoma State	Stillwater, Okla.
3/29	L, 2-6	*Texas A&M	College Station, Texas
3/31	W, 6-4	*Texas A&M	College Station, Texas
3/31	W, 15-4	*Texas A&M	College Station, Texas
4/2	L, 6-14	Oklahoma State	Fayetteville
4/5	W, 16-12	*Houston	Fayetteville
4/6	W, 5-4	*Houston	Fayetteville
4/6	L, 9-10	*Houston	Fayetteville
4/12	W, 14-4	*Texas Tech	Lubbock, Texas
4/13	W, 14-11	*Texas Tech	Lubbock, Texas
4/13	W, 22-5	*Texas Tech	Lubbock, Texas
4/16	W, 6-5	SMS	Fayetteville
4/19	W, 19-7	*TCU	Fort Worth, Texas
4/20	L, 3-4	*TCU	Fort Worth, Texas
4/20	W, 12-6	*TCU	Fort Worth, Texas
4/26	L, 6-7	*Baylor	Fayetteville
4/27	W, 5-4	*Baylor	Fayetteville
4/27	L, 8-11	*Baylor	Fayetteville
4/30	L, 2-16	Mississippi State	Greenville, Miss.
5/1	W, 13-1	Mississippi State	Little Rock, Ark.
5/3	W, 10-4	Kansas	Fayetteville
5/4	W, 6-5	Kansas	Fayetteville
5/4	W, 6-2	Kansas	Fayetteville
5/6	W, 14-4	Oklahoma Christian	Fayetteville
5/9	W, 6-4	Oral Roberts	Fayetteville
5/10	W, 5-1	Oral Roberts	Fayetteville
5/11	W, 9-5	Oral Roberts	Tulsa, Okla.
5/15	W, 11-2	Louisiana-Lafayette	Fayetteville
5/17	W, 6-4	Baylor	Fayetteville
5/18	W, 9-5	Texas	Fayetteville
5/19	W, 10-6	Texas	Fayetteville
5/23+	W, 20-13	Eastern Kentucky	Tallahassee, Fla.
5/24+	W, 13-9	George Mason	Tallahassee, Fla.
5/25+	W, 7-6	Florida State	Tallahassee, Fla.
5/26+	W, 7-5	Georgia Tech	Tallahassee, Fla.
5/31#	W, 1-0	South Carolina	Omaha, Neb.
6/3#	L, 4-5	Mississippi State	Omaha, Neb.
6/6#	W, 10-4	Stanford	Omaha, Neb.
6/8#	L, 7-8	Texas	Omaha, Neb.

*SWC Game ! SWC Tournament + NCAA South II Regional # College World Series

HISTORY

2008 SEASON



1987 College World Series

HOGS MAKE THIRD APPEARANCE IN CWS AND FINISH FIFTH



1987 ROSTER

Head Coach: Norm DeBriyn

Assistant Coaches: Doug Clark, Dave Jorn, Dave Van Horn (GA), Jerry Pufall (GA)

Name	Pos.	Yr.	Hometown (High School/Last School)
Jim Anderson	C/OF	Fr.	St. Louis, Mo. (Lindbergh)
Bob Bailey	INF	Fr.	Newport, Ark. (Newport)
Randy Bobb	1B	Jr.	Broken Arrow, Okla. (Broken Arrow)
Jim Calhoon	INF	Fr.	Jacksonville, Ark. (Jacksonville)
Dan Campbell	OF	Jr.	Palos Verdes, Calif. (L.A. Harbor JC)
Kyle Caple	C	Fr.	Plano, Texas (Plano)
Bubba carpenter	OF/LHP	Fr.	Winslow, Ark. (West Fork)
John Cebuhar	LHP	Jr.	Tulsa, Okla. (East Oklahoma JC)
Jay Cleveland	RHP	Sr.	Amarillo, Texas (UTEP)
Stan Click	OF	Jr.	Crossett, Ark. (Garden City JC)
Greg D'Alexander	3B	Fr.	Allen Park, Mich. (Cabrini)
Bob Edwards	RHP	Jr.	Salt Lake City, Utah (Coll. of S. Idaho)
Troy Eklund	1B/OF	So.	Kansas City, Mo. (Parkhill)
Dennis Fletcher	RHP	So.	Farmington, Ark. (Farmington)
Shawn Gore	1B/OF	Fr.	West Fork, Ark. (Farmington)
Bill Gunger	OF	So.	Aubun, NY (Quinnipiac College)
Ray Harris	LHP	Jr.	Jacksonville, Ark. (Jacksonville)
Keith Helton	LHP	Sr.	North Little Rock, Ark. (Ole Main)
Mickey House	OF	So.	DeKalb, Texas (Texarkana JC)
Greg King	INF	Fr.	Lenexa, Kan. (Shawnee Mission South)
Jim Kremers	C/OF	Jr.	North Little Rock, Ark. (Catholic)
Allen Lester	LHP	Fr.	Fort Smith, Ark. (Southside)
Rod Moore	OF	Sr.	Oklahoma City, Okla. (Seminole JC)
Mike Oquist	RHP	Fr.	LaJunata, Colo. (Lajunta)
Tim Peters	RHP	Sr.	Portland, Ore. (Coll. of S. Idaho)
Tony Peters	C	Sr.	Nicholson, Pa. (Lackawana JC)
Jim Phillips	1B	Jr.	Texarkana, Texas (Seminole JC)
Scott Pose	INF	So.	West Des Moines, Iowa (Iowa West CC)
Ken Reese	INF	Jr.	Texarkana, Texas (Panola JC)
Tim Sherrill	LHP	Sr.	Harrison, Ark. (North Arkansas CC)
Britt Shoptaw	RHP	Fr.	Little Rock, Ark. (McClellan)
Mike Sisco	SS	Sr.	Des Peres, Mo. (Merramec JC)
Andy Skeels	C/OF	Sr.	Thousand Oaks, Calif. (Oxnard JC)
Don Thomas	3B/OF	So.	Pine Bluff, Ark. (Dollarway)
Kendall Trainor	OF	So.	Fredonia, Kan. (Fredonia)
Spencer Wilkinson	RHP	Jr.	Muskogee, Okla. (Connors State CC)
Kelly Zane	INF	Jr.	Wichita, Kan. (Butler County CC)

1987

Record: 51-16

SWC Record: 17-4

SWC Finish: Second

SWC Tournament Finish: Second

College World Series Finish: Fifth

All-America Selections: Andy Skeels, C

CWS All-Tournament Team: None

All-SWC Selections: Bobby Edwards, P; Tim Peters, P;

Andy Skeels, C

All-SWC Tournament Selections: Andy Skeels, C



1987 RESULTS

Date	Result	Opponent	Location
2/14	W, 3-1	Memphis	Memphis, Tenn.
2/14	T, 2-2	Memphis	Memphis, Tenn.
2/21	W, 21-5	Memphis	Fayetteville
2/22	W, 14-7	Memphis	Fayetteville
2/23	W, 4-3	Missouri Southern	Fayetteville
2/23	W, 13-10	Missouri Southern	Fayetteville
2/25	L, 4-6	Hawaii Pacific	Honolulu, Hawaii
2/26	W, 10-7	Hawaii Pacific	Honolulu, Hawaii
2/27	L, 4-8	Hawaii	Honolulu, Hawaii
2/28	L, 5-6	Hawaii (10)	Honolulu, Hawaii
3/1	W, 9-7	Hawaii (10)	Honolulu, Hawaii
3/2	W, 7-4	Hawaii	Honolulu, Hawaii
3/6	L, 3-4	Kansas State	Fayetteville
3/7	W, 12-7	Kansas State	Fayetteville
3/8	W, 13-4	North Texas	Fayetteville
3/9	W, 13-3	Lubbock Christian	Fayetteville
3/10	W, 20-10	St. Louis	Fayetteville
3/11	W, 9-0	St. Louis	Fayetteville
3/11	W, 15-5	St. Louis	Fayetteville
3/13	W, 10-3	Northern Iowa	Fayetteville
3/14	W, 8-3	Western Kentucky	Fayetteville
3/15	W, 5-2	Western Kentucky	Fayetteville
3/15	L, 5-11	Washington State	Fayetteville
3/20	W, 17-10	*Texas A&M	College Station, Texas
3/21	W, 8-2	*Texas A&M	College Station, Texas
3/21	W, 7-3	*Texas A&M	College Station, Texas
3/25	L, 1-8	Oklahoma State	Stillwater, Okla.
3/27	L, 3-4	*Houston	Fayetteville
3/28	W, 10-3	*Houston	Fayetteville
3/28	W, 12-6	*Houston	Fayetteville
3/31	W, 11-2	Missouri-St. Louis	Fayetteville
3/31	W, 14-2	Missouri-St. Louis	Fayetteville
4/3	W, 2-0	*Texas Tech	Lubbock, Texas
4/4	W, 8-6	*Texas Tech	Lubbock, Texas
4/4	W, 9-0	*Texas Tech	Lubbock, Texas
4/7	W, 16-2	Evangel	Fayetteville
4/10	W, 9-7	*TCU	Fort Worth, Texas
4/11	L, 6-7	*TCU	Fort Worth, Texas
4/11	W, 13-7	*TCU	Fort Worth, Texas
4/15	W, 12-11	Oklahoma	Fayetteville
4/17	W, 5-3	*Baylor	Fayetteville
4/18	W, 8-0	*Baylor	Fayetteville
4/18	W, 6-5	*Baylor	Fayetteville
4/20	W, 12-1	School of the Ozarks	Fayetteville
4/21	W, 9-8	Oklahoma State	Fayetteville
4/24	W, 4-3	*Rice	Houston, Texas
4/25	W, 5-1	*Rice	Houston, Texas
4/25	W, 3-0	*Rice	Houston, Texas
4/28	W, 14-10	SE Oklahoma St.	Fayetteville
4/29	W, 20-5	Missouri Southern	Fayetteville
5/1	L, 5-9	*Texas	Fayetteville
5/2	W, 9-3	*Texas	Fayetteville
5/2	L, 1-4	*Texas	Fayetteville
5/7	W, 14-4	Oral Roberts	Fayetteville
5/8	W, 17-5	Oral Roberts	Fayetteville
5/10	L, 2-10	Oral Roberts	Tulsa, Okla.
5/10	L, 11-12	Missouri (10)	Columbia, Mo.
5/15!	W, 4-3	Texas A&M	Austin, Texas
5/17!	L, 10-3	Texas	Austin, Texas
5/17!	W, 14-9	Houston	Austin, Texas
5/18!	L, 2-3	Texas	Austin, Texas
5/22+	W, 10-7	Middle Tennessee	Huntsville, Ala.
5/22+	W, 7-2	West Virginia	Huntsville, Ala.
5/23+	W, 6-5	Clemson (10)	Huntsville, Ala.
5/24+	W, 4-2	Clemson	Huntsville, Ala.
5/30#	L, 6-13	Texas	Omaha, Neb.
5/31#	W, 5-4	Georgia	Omaha, Neb.
6/3#	L, 2-5	LSU	Omaha, Neb.

*SWC Game ! SWC Tournament + NCAA South I Regional # College World Series



BASEBALL

1989 College World Series

RAZORBACKS MAKE THIRD CWS APPEARANCE IN FIVE YEARS AND FOURTH OVERALL



1989



Record: 51-16
 SWC Record: 17-4
 SWC Finish: Tied-First
 SWC Tournament Finish: Second
 College World Series Finish: Fifth
 All-America Selections: Troy Eklund, OF
 CWS All-Tournament Team: None
 All-SWC Selections: Bubba Carpenter, 1B/OF; Greg D'Alexander, 3B; Troy Eklund, OF; Mike Oquist, P; Scott Pose, OF; Phillip Stidham, P; Mark Swope, P
 All-SWC Tournament Selections: None

1989 ROSTER

Head Coach: Norm DeBriyn

Assistant Coaches: Doug Clark, John Luedtke, Abraham Flores (GA), Rod Moore (GA), Shannon Rhea (GA)

Name	Pos.	Yr.	Hometown (High School/Last School)
Bill Abbottt	RHP	Jr.	Springfield, Mo. (Labette CC)
Doug Bennett	RHP	Fr.	Springfield, Mo. (Hillcrest)
Brent Birch	LHP	Fr.	North Little Rock, Ark. (Northeast)
Greg Boyd	C	Jr.	Paragould, Ark. (Three Rivers JC)
Chris Bryan	LHP	So.	Pine Bluff, Ark. (Pine Bluff)
Jim Calhoon	INF	Jr.	Jacksonville, Ark. (Jacksonville)
Bubba Carpenter	INF/OF	So.	Brentwood, Ark. (West Fork)
Jay Carpenter	INF/OF	Jr.	Brentwood, Ark. (Arkansas Tech)
Brian Cook	RHP	Fr.	Tulsa, Okla. (Memorial)
Greg D'Alexander	3B	Jr.	Allen Park, Mich. (Cabrini)
Charles Downey	SS	Fr.	League City, Texas (Dickinson)
Troy Eklund	OF	Sr.	Kansas City, Kan. (Park Hill)
Scott Epps	SS	Fr.	Jenks, Okla. (Jenks)
Haden Etheridge	OF	So.	North Little Rock, Ark. (Northeast)
Dennis Fletcher	RHP	Sr.	Farmington, Ark. (Farmington)
Tony Gilmore	C	Jr.	Tulsa, Okla. (Eastern Oklahoma JC)
Juju Harshaw	C/OF	Fr.	North Little Rock, Ark. (Northeast)
Glen Ray Hines	1B/3B	So.	Houston, Texas (Rice)
Todd Hobson	OF	Fr.	Indianapolis, Ind. (Lawrence North)
Dan Hreha	INF	Fr.	Brooklyn Center, Minn. (Park Center)
Cole Hyson	RHP	Jr.	Durango, Colo. (Eastern Utah)
Brett Kemohah	C/OF	Fr.	Vinita, Okla. (Vinita)
Greyson Liles	1B/OF	Fr.	Houston, Texas (Bellaire)
Ron Moore	OF	So.	Oklahoma City, Okla. (Murray State JC)
Mike Oquist	RHP	Jr.	LaJunta, Colo. (LaJunta)
Scott Osmon	RHP	Sr.	Mountain Home, Ark. (North Ark CC)
Kirk Piskor	C	Fr.	Plano, Texas (Plano East)
Scott Pose	OF	Sr.	West Des Moines, Iowa (Iowa West JC)
Peter Raether	RHP	Fr.	Edina, Minn. (Edina)
Phillip Stidham	RHP	Fr.	Tulsa, Okla. (Nathan Hale)
Rod Stillwell	SS	Sr.	Thousand Oaks, Calif. (Moorpark JC)
Mark Swope	RHP	So.	Spring Hill, Kan. (Spring Hill)
Jim Tejcek	RHP	Jr.	San Diego, Calif. (Southern Idaho)
Don Thomas	OF	Sr.	Pine Bluff, Ark. (Dollarway)
Tim Thomas	2B	So.	St. Paul, Minn. (Iowa Western JC)

1989 RESULTS

Date	Result	Opponent	Location
2/19	W, 5-1	Wichita State	Fayetteville
2/24	W, 6-2	Missouri Southern	Fayetteville
2/25	W, 3-2	Kansas	Fayetteville
2/25	W, 7-0	Kansas	Fayetteville
2/26	W, 18-4	Kansas	Fayetteville
2/28	W, 8-4	Kentucky	Lakeland, Fla.
3/1	W, 2-1	Penn State	Lakeland, Fla.
3/1	L, 2-6	Kentucky	Lakeland, Fla.
3/2	L, 2-6	Western Michigan	Lakeland, Fla.
3/3	W, 8-2	Eckerd	Lakeland, Fla.
3/4	W, 15-0	Western Michigan	Lakeland, Fla.
3/10	W, 1-0	Iowa State	Fayetteville
3/11	W, 9-4	Iowa State	Fayetteville
3/12	W, 4-1	Nebraska	Fayetteville
3/13	W, 9-1	Stephen F. Austin	Fayetteville
3/14	W, 13-4	Wisconsin-Osh Kosh	Fayetteville
3/15	W, 9-4	Wisconsin-Osh Kosh	Fayetteville
3/17	W, 3-2	Northwestern St.	Shreveport, La.
3/18	L, 2-10	Oklahoma State	Shreveport, La.
3/19	L, 4-8	Louisiana-Lafayette	Shreveport, La.
3/20	W, 14-4	Northern Iowa	Fayetteville
3/21	W, 12-1	Southwest Baptist	Fayetteville
3/22	W, 14-5	School of the Ozarks	Fayetteville
3/22	W, 10-0	School of the Ozarks	Fayetteville
3/24	W, 10-1	*Houston	Fayetteville
3/25	W, 3-0	*Houston	Fayetteville
3/25	W, 8-3	*Houston	Fayetteville
3/27	W, 11-3	St. Olaf	Fayetteville
3/31	W, 12-0	*Texas Tech	Lubbock, Texas
4/1	W, 3-2	*Texas Tech	Lubbock, Texas
4/1	W, 6-5	*Texas Tech	Lubbock, Texas
4/4	W, 10-4	Oklahoma State	Stillwater, Okla.
4/5	W, 6-4	Evangel	Fayetteville
4/7	W, 5-4	*TCU	Fort Worth, Texas
4/8	W, 8-6	*TCU	Fort Worth, Texas
4/8	W, 11-3	*TCU	Fort Worth, Texas
4/9	W, 11-1	Southeastern (Okla.) St.	Fayetteville
4/10	L, 8-10	Dallas Baptist	Fayetteville
4/11	W, 7-4	Missouri	Columbia, Mo.
4/14	W, 8-4	*Baylor	Fayetteville
4/15	W, 9-1	*Baylor	Fayetteville
4/15	W, 10-3	*Baylor	Fayetteville
4/19	W, 9-8	Northwestern (Okla.) St.	Fayetteville
4/21	W, 10-2	*Rice	Houston, Texas
4/22	L, 1-3	*Rice	Houston, Texas
4/22	W, 8-4	*Rice	Houston, Texas
4/26	L, 2-3	Oklahoma	Fayetteville
4/28	L, 4-5	*Texas	Fayetteville
4/29	W, 8-4	*Texas	Fayetteville
4/29	W, 14-7	*Texas	Fayetteville
4/30	W, 9-4	Kansas State	Fayetteville
5/1	L, 2-7	Kansas State	Fayetteville
5/5	W, 11-9	*Texas A&M (16)	College Station, Texas
5/6	L, 2-3	*Texas A&M	College Station, Texas
5/7	L, 0-9	*Texas A&M	College Station, Texas
5/10	W, 10-6	Oklahoma State	Fayetteville
5/18	L, 3-8	Texas	College Station, Texas
5/19	W, 5-4	Houston	College Station, Texas
5/20	L, 1-9	Texas	College Station, Texas
5/25+	L, 5-7	Le Moyne	Waterbury, Conn.
5/26+	W, 8-2	George Washington	Waterbury, Conn.
5/28+	W, 9-2	Illinois	Waterbury, Conn.
5/29+	W, 1-0	Arizona State	Waterbury, Conn.
5/29+	W, 6-5	Le Moyne	Waterbury, Conn.
6/2#	L, 1-3	Wichita State	Omaha, Neb.
6/4#	W, 7-3	North Carolina	Omaha, Neb.
6/6#	L, 8-4	Wichita State	Omaha, Neb.

* SWC Game ! SWC Tournament + NCAA Midwest Regional # College World Series

HISTORY

2008 SEASON





ARKANSAS

2004 College World Series

ARKANSAS RETURNS TO THE CWS UNDER DAVE VAN HORN



2004



Record: 45-24
 SEC Record: 19-11
 SEC Finish: First
 SEC Tournament Finish: Third
 College World Series Finish: Seventh
 All-America Selections: None
 CWS All-Tournament Selections: None
 All-SEC Selections: Scott Hode, SS
 All-SEC Tournament Selections: Jake Dugger, OF

2004 ROSTER

Head Coach: Dave Van Horn

Assistant Coaches: Matt Deggs, Dave Jorn and Tom Pagnozzi

Name	Pos.	Yr.	Hometown (High School/Last School)
Charley Boyce	RHP	So.	Broken Arrow, Okla. (Tulsa Union)
Clint Brannon	LHP	Jr.	Bradford, Ark. (Bradford)
Scott Bridges	INF/OF	Jr.	White Hall, Ark. (White Hall)
Robby Daniel	RHP	Fr.	Poyen, Ark. (Poyen)
Devin Day	INF	Jr.	Gilbert, Ariz. (Gilbert)
Jason Deere	C/OF	So.	Conway, Ark. (Conway)
Jake Dugger	OF	Fr.	Omaha, Neb. (Millard West)
James Gilbert	LHP	Fr.	Katy, Texas (James E. Taylor)
Boyd Goodner	RHP	Sr.	Benton, Ark. (Benton)
Clay Goodwin	1B/3B	Jr.	Benton, Ark. (Benton)
Brett Hagedorn	INF	Sr.	Fort Smith, Ark. (Southside)
Caton Hall	RHP	Sr.	McCrory, Ark. (McCrory)
Danny Hamblin	3B/1B	Fr.	Rowlett, Texas (Rowlett)
Scott Hode	INF	Jr.	Crystal Lake, Ill. (Crystal Lake)
Trey Holloway	LHP	Jr.	Booneville, Ark. (Booneville)
Ryan Lennerton	LHP	So.	Langley, British Columbia (Brookswood)
Daryl Maday	RHP	Fr.	Bristol, Wis. (Westosha)
Brian McLelland	RHP	Fr.	DeQueen, Ark. (DeQueen)
Knox McCorquodale	C/1B	Fr.	Orange, Texas (Little Cypress)
Bubbs Merrill	INF	Sr.	Omaha, Neb. (Millard North)
Blake Parker	C/1B/OF	Fr.	Fayetteville, Ark. (Fayetteville)
Haas Pratt	INF	Sr.	San Diego, Calif. (Rancho Bernardo)
Stephen Robison	OF	Fr.	Tulsa, Okla. (Union)
Casey Rowlett	INF/OF	Jr.	Jones, Okla. (Jones)
Jay Sawatski	LHP	Sr.	Little Rock, Ark. (Pulaski Academy)
Joe Skinner	LHP	Fr.	Grand Rapids, Mich. (South Christian)
Josh Smith	RHP	So.	Lake Havasu City, Ariz. (Lake Havasu)
Matt Stallings	RHP	So.	Colleyville, Texas (Missouri)
Brady Toops	C	Jr.	New London, Minn. (New London)
Kern Watts	OF	Fr.	Brampton, Ontario (Brampton Centennial)
Justin White	RHP	Fr.	Fort Gibson, Okla. (Fort Gibson)

2004 RESULTS

Date	Result	Opponent	Location
2/13	W, 2-0	Louisiana Tech	Fayetteville
2/14	W, 22-2	Louisiana Tech	Fayetteville
2/15	W, 13-2	Louisiana Tech	Fayetteville
2/20	W, 14-7	St. John's	Fayetteville
2/21	W, 6-5	St. John's	Fayetteville
2/22	W, 14-3	St. John's	Fayetteville
2/24	W, 7-1	McNeese State	Fayetteville
2/25	W, 7-2	McNeese State	Fayetteville
2/27	L, 1-3	New Mexico	College Station, Texas
2/27	L, 5-7	Texas A&M	College Station, Texas
2/28	W, 13-3	New Mexico	College Station, Texas
2/28	W, 6-4	Texas A&M	College Station, Texas
2/29	L, 7-9	Texas A&M	College Station, Texas
2/29	W, 5-2	New Mexico	College Station, Texas
3/6	L, 1-4	Texas-Pan American	Edinburg, Texas
3/7	L, 4-11	Texas-Pan American	Edinburg, Texas
3/12	W, 4-3	Illinois - Chicago	Fayetteville
3/14	L, 1-9	Illinois - Chicago	Fayetteville
3/16	W, 10-9	Centenary	Fayetteville
3/17	W, 15-3	Centenary	Fayetteville
3/19	L, 1-11	*Florida	Gainesville, Fla.
3/20	W, 8-2	*Florida	Gainesville, Fla.
3/21	L, 6-7	*Florida (10)	Gainesville, Fla.
3/26	W, 5-3	*South Carolina	Fayetteville
3/27	W, 5-4	*South Carolina	Fayetteville
3/28	L, 2-10	*South Carolina	Fayetteville
3/30	W, 10-4	Wichita State	Fayetteville
4/2	L, 3-6	*Alabama	Fayetteville
4/3	W, 7-2	*Alabama	Fayetteville
4/4	W, 11-6	*Alabama	Fayetteville
4/6	L, 5-6	SMS (16)	Fayetteville
4/9	W, 11-8	*LSU	Baton Rouge, La.
4/10	W, 11-10	*LSU	Baton Rouge, La.
4/11	W, 7-5	*LSU	Baton Rouge, La.
4/13	L, 4-6	Oral Roberts	Fayetteville
4/16	W, 6-3	*Vanderbilt	Nashville, Tenn.
4/17	W, 9-4	*Vanderbilt	Nashville, Tenn.
4/18	L, 8-14	*Vanderbilt	Nashville, Tenn.
4/20	W, 5-2	Oklahoma State	Fayetteville
4/23	W, 9-4	*Kentucky	Fayetteville
4/24	W, 5-4	*Kentucky	Fayetteville
4/25	W, 11-10	*Kentucky	Fayetteville
4/27	W, 8-4	Oral Roberts	Tulsa, Okla.
4/30	L, 3-9	*Tennessee	Fayetteville
5/1	W, 4-1	*Tennessee	Fayetteville
5/2	W, 5-3	*Tennessee	Fayetteville
5/7	L, 0-1	*Ole Miss	Oxford, Miss.
5/8	W, 3-1	*Ole Miss	Oxford, Miss.
5/9	L, 3-5	*Ole Miss	Oxford, Miss.
5/11	W, 13-2	Texas-Pan American	Fayetteville
5/15	L, 2-3	*Mississippi State	Starkville, Miss.
5/16	L, 4-5	*Mississippi State	Starkville, Miss.
5/16	W, 4-2	*Mississippi State	Starkville, Miss.
5/21	W, 9-7	*Auburn	Fayetteville
5/22	L, 4-7	*Auburn	Fayetteville
5/23	W, 15-3	*Auburn	Fayetteville
5/26!	L, 6-8	Tennessee	Hoover, Ala.
5/27!	W, 4-3	Ole Miss	Hoover, Ala.
5/28!	W, 4-1	Tennessee	Hoover, Ala.
5/29!	L, 2-3	South Carolina	Hoover, Ala.
6/4+	W, 4-1	Le Moyne	Fayetteville
6/5+	L, 1-4	Wichita State	Fayetteville
6/5+	W, 10-7	Missouri	Fayetteville
6/6+	W, 11-9	Wichita State	Fayetteville
6/6+	W, 4-3	Wichita State	Fayetteville
6/11\$	W, 7-5	Florida State	Fayetteville
6/12\$	W, 4-2	Florida State	Fayetteville
6/18#	L, 2-13	Texas	Omaha, Neb.
6/19#	L, 2-7	Arizona	Omaha, Neb.

* SEC ! SEC Tournament + NCAA Fayetteville Regional \$NCAA Fayetteville SR # CWS



Arkansas NCAA Postseason History

NCAA Tournament (43-42)

NCAA Regional Record: 33-30 (.524)
NCAA Super Regional Record: 3-2 (.600)
College World Series Record: 7-10 (.412)

1973 NCAA District VI

Arlington Stadium • Arlington, Texas		
Trinity	L	0-6
Texas-Pan American	L	2-4

1979 East Regional

Seminole Stadium • Tallahassee, Fla.		
George Washington	W	12-11
Florida	W	9-1
Delaware	W	8-6
Delaware	W	4-3

1979 College World Series

Rosenblatt Stadium • Omaha, Neb.		
Pepperdine	W	5-4
Arizona	W	10-3

Texas	W	9-4
Cal State-Fullerton	L	10-13
Cal State-Fullerton	L	1-2

1980 Midwest Regional

J.L. Johnson Stadium • Tulsa, Okla.		
Oral Roberts	W	3-2
Missouri	L	0-6
California	L	1-7

1983 Midwest Regional

Allie P. Reynolds Stadium • Stillwater, Okla.		
Oral Roberts	L	6-7
Wichita State	L	3-6

1985 South II Regional

Seminole Stadium • Tallahassee, Fla.		
Eastern Kentucky	W	20-13
George Mason	W	13-9
Florida State	W	7-6
Georgia Tech	W	7-5

1985 College World Series

Rosenblatt Stadium • Omaha, Neb.		
South Carolina	W	1-0
Mississippi State	L	4-5
Stanford	W	10-4
Texas	L	7-8

1986 NCAA Midwest Regional

Allie P. Reynolds Stadium • Stillwater, Okla.		
Oregon State	W	4-3
Stanford	L	0-2
Oregon State	L	0-1

1987 NCAA South I Regional

Joe W. Davies Stadium • Huntsville, Ala.		
Middle Tenn. St.	W	10-7
West Virginia	W	7-2
Clemson	W (10)	6-5
Clemson	W	4-2

1987 College World Series

Rosenblatt Stadium • Omaha, Neb.		
Texas	L	6-13
Georgia	W	5-4
LSU	L	2-5

1988 Midwest Regional

Allie P. Reynolds Stadium • Stillwater, Okla.		
Loyola-Marymount	L	3-8
Oklahoma State	L	7-13

1989 Northeast Regional

Municipal Stadium • Waterbury, Conn.		
LeMoyne	L	5-7
George Wash.	W	8-2
Illinois	W	9-2
Arizona State	W	1-0
LeMoyne	W	6-5

1989 College World Series

Rosenblatt Stadium • Omaha, Neb.		
Wichita State	L	1-3
North Carolina	W	7-3
Wichita State	L	4-8

1990 Midwest Regional

Eck Stadium • Wichita, Kan.		
Fordham	L	5-8
Wichita State	L	6-7

1995 Midwest I Regional

Eck Stadium • Wichita, Kan.		
Stanford	L	3-10
Texas Tech	L	10-14

1996 Central II Regional

Dan Law Field • Lubbock, Texas		
Oklahoma State	L	5-6
Southern California	L	5-15

1998 Midwest Regional

Eck Stadium • Wichita, Kan.		
Arizona State	L	4-8
Wichita State	W (11)	3-2
Georgia Tech	L	0-2

1999 Fayetteville Regional

Baum Stadium • Fayetteville, Ark.		
Delaware	W	10-6
SMS	L (10)	8-9
Clemson	L	4-12

2002 Wichita Regional

Eck Stadium • Wichita, Kan.		
Oklahoma	W	8-5
Oral Roberts	W	7-6
Oral Roberts	W	11-6

2002 Super Regional

Kingsmore Stadium • Clemson, S.C.		
Clemson	W	9-6
Clemson	L	7-8
Clemson	L	4-7

2003 Austin Regional

Disch-Falk Field • Austin, Texas		
Lamar	L	2-3
Bucknell	W	10-7
Lamar	L	6-7

2004 Fayetteville Regional

Baum Stadium • Fayetteville, Ark.		
LeMoyne	W	4-1
Wichita St.	L	3-4
Missouri	W	10-7
Wichita State	W	11-9
Wichita State	W	4-3

2004 Super Regional

Baum Stadium • Fayetteville, Ark.		
Florida State	W	7-5
Florida State	W	4-2

2004 College World Series

Rosenblatt Stadium • Omaha, Neb.		
Texas	L	13-2
Arizona	L	7-2

2005 Austin Regional

Disch-Falk Field • Austin, Texas		
Miami (Ohio)	W	9-5
Texas	W	9-2
Texas	L	19-8
Texas	L	5-2

2006 Fayetteville Regional

Baum Stadium • Fayetteville, Ark.		
Oral Roberts	L	3-4 (11)
Princeton	W	6-2
Oklahoma State	L	5-6

2007 Fayetteville Regional

Baum Stadium • Fayetteville, Ark.		
Albany	W	9-0
Oklahoma State	L	3-14
Creighton	W	6-0
Oklahoma State	L	6-7



The Razorbacks meet catcher Brady Toops at home plate after his game-winning grand slam with two outs in the top of the ninth inning that kept the Hogs alive in the 2004 Fayetteville Regional vs. Wichita State.



Arkansas Conference Tournament History

SEC Tournament (17-24)

1992 SEC Tournament

Superdome • New Orleans, La.

South Carolina	W	8-6
LSU	L	1-8
South Carolina	L	5-9

1993 SEC Western Division

Alex Box Stadium • Baton Rouge, La.

Mississippi State	W	5-2
Auburn	L	1-3
LSU	L	7-13

1994 SEC Western Division

Swayze Field • Oxford, Miss.

Auburn	L (17)	1-3
LSU	L	2-5

1995 SEC Western Division

Dudy Noble Field • Starkville, Miss.

Ole Miss	W	5-2
Alabama	W	5-2
Alabama	L	7-8
LSU	L	6-7

1996 SEC Tournament

Hoover Metropolitan Stadium • Hoover, Ala.

Kentucky	L	5-7
----------	---	-----

1997 SEC Tournament

Golden Park • Columbus, Ga.

Auburn	L	3-7
--------	---	-----

1998 SEC Tournament

Hoover Metropolitan Stadium • Hoover, Ala.

LSU	W	8-4
-----	---	-----

Mississippi State	W	10-3
Mississippi State	W	7-3
Auburn	L	5-7

1999 SEC Tournament

Hoover Metropolitan Stadium • Hoover, Ala.

Kentucky	W	6-4
Auburn (11)	L	2-3
LSU	W	9-8
Auburn	W	9-5
Auburn	W	9-6
Alabama	L	3-9

2002 SEC Tournament

Hoover Metropolitan Stadium • Hoover, Ala.

South Carolina	L	1-10
Auburn	W	8-5
South Carolina	L	2-6

2003 SEC Tournament

Hoover Metropolitan Stadium • Hoover, Ala.

LSU	L	4-5
Ole Miss	L	7-8

2004 SEC Tournament

Hoover Metropolitan Stadium • Hoover, Ala.

Tennessee	L	6-8
Ole Miss	W	4-3
Tennessee	W	4-1
South Carolina	L	3-2

2005 SEC Tournament

Hoover Metropolitan Stadium • Hoover, Ala.

Florida	L	8-9
Alabama	L	4-5

2006 SEC Tournament

Hoover Metropolitan Stadium • Hoover, Ala.

Ole Miss	L	4-9
Alabama	L	3-4

2007 SEC Tournament

Hoover Metropolitan Stadium • Hoover, Ala.

Alabama	W	6-0
South Carolina	W	6-0
South Carolina	W	3-2
Vanderbilt	L	4-7

SWC Tournament (18-25)

1977 SWC Tournament

Disch-Falk Field • Austin, Texas

Texas A&M	L	2-5
Texas	L	1-8

1978 SWC Tournament

Disch-Falk Field • Austin, Texas

Baylor	L	0-1
Texas A&M	L	0-5

1979 SWC Tournament

Disch-Falk Field • Austin, Texas

Baylor	W	6-1
Texas	L	2-6
Texas A&M	W	6-2
Texas	L	6-12

1980 SWC Tournament

Olsen Field • College Station, Texas

Texas A&M	W	19-10
Texas	L	4-6

Texas Tech	W	6-5
Texas	W	8-7
Texas	L	4-9

1981 SWC Tournament

Disch-Falk Field • Austin, Texas

Houston	L	2-7
Rice	W	5-4
Houston	W	9-3
Texas	L	1-11

1982 SWC Tournament

Olsen Field • College Station, Texas

Houston	W	9-6
Texas	L	0-8
Houston	L	8-9

1983 SWC Tournament

Disch-Falk Field • Austin, Texas

Houston	W	4-3
Texas	L	2-9
Houston	W	9-7
Texas	W	5-4
Texas	L	0-14

1984 SWC Tournament

Disch-Falk Field • Austin, Texas

Texas	L	1-8
Rice	L	1-8

1985 SWC Tournament

George Cole Field • Fayetteville, Ark.

Baylor	W	6-4
Texas	W	9-5
Texas	W	10-6

1986 SWC Tournament

Olsen Field • College Station, Texas

Texas A&M	L	0-4
-----------	---	-----

1987 SWC Tournament

Disch-Falk Field • Austin, Texas

Texas A&M	W	4-3
Texas	L	3-10
Houston	W	14-9
Texas	L	2-3

1988 SWC Tournament

George Cole Field • Fayetteville, Ark.

Texas A&M	L	3-4
Texas	L	1-7

1989 SWC Tournament

Olsen Field • College Station, Texas

Texas	L	3-8
Houston	W	5-4
Texas	L	1-9

1990 SWC Tournament

Disch-Falk Field • Austin, Texas

Rice	W	7-5
Texas	L	4-11
Houston	L	1-7



Danny Hamblin set the Arkansas career record for home runs with his 57th all-time blast on May 23, 2007, against Alabama in a first-round SEC Tournament game in Hoover, Ala.





Arkansas All-Americans



Greg D'Alexander
3B - 1990



Troy Eklund
OF - 1989



Charlie Isaacson
RHP - 1999



Jeff King
3B - 1985, 86



Ralph Kraus
OF - 1986



Steve Krueger
LHP - 1980



Mike Loggins
OF - 1985




Tim Lollar
P/DH - 1978



Ryan Lundquist
OF - 1997



Kevin McReynolds
OF - 1980, 81



Kenderick Moore
2B - 1996



Ronn Reynolds
C - 1979



Nick Schmidt
LHP - 2006, 07



Andy Skeels
C - 1987



Phillip Stidham
RHP - 1990, 91




Jess Todd
RHP - 2007



David Walling
RHP - 1998, 99

Arkansas Freshman All-Americans



Matt Carnes
RHP - 1995



Jake Dugger
OF - 2004



Matt Erickson
3B - 1995



James Ewing
2B - 2006



Danny Hamblin
DH - 2004



Charlie Isaacson
RHP - 1999



Jeff King
3B - 1984



Brian Kirby
OF - 1998



Nick Schmidt
LHP - 2005



Shaun Seibert
RHP - 2005



Phillip Stidham
RHP - 1989

HISTORY



All-SEC Razorbacks



Ty Bilderback
OF - 1995



Matt Carnes
RHP - 1996, 97



Jake Dugger
OF - 2004



Matt Erickson
3B - 1996, 97



Ryan Fox
OF - 2003



Scott Hode
SS - 2004




Charlie Isaacson
RHP - 1999



Jeremy Jackson
OF - 1997



Ryan Lundquist
OF - 1997, 98



Kenderick Moore
2B - 1996



Rodney Nye
3B - 1999



Kit Pellow
DH - 1995



Nick Schmidt
LHP - 2006, 07



Jess Todd
RHP - 2007



Allen Williams
INF - 1992, 94



David Walling
RHP - 1998, 99

All-SWC Hogs and All-Tournament Selections

All-SWC Selections

Player, Pos.	Year(s)
Marc Brumble, OF	1977
Kevin Campbell, RHP	1984
Bubba Carpenter, 1B/OF	1989, 1990, 1991
Charlie Corbell, RHP	1982
Greg D'Alexander, 3B	1989, 1990
Billy Dees, 1B	1982, 1983
Tim Deitz, RHP	1985
Bobby Edwards, RHP	1987, 1988
Troy Eklund, OF	1988, 1989
Fred Farwell, RHP	1985
Tony Gilmore, C	1990
Jeff Hemm, C	1978
John Hennell, 1B	1981
Mark Johnson, OF	1990, 1991
Jeff King, 3B	1985, 1986
Ralph Kraus, OF	1986
Steve Krueger, LHP	1979-80
Mike Loggins, OF	1984, 1985
Tim Lollar, LHP/DH	1978
Scott Loseke, OF	1983
Kevin McReynolds, OF	1980, 1981
Bill Montgomery, OF	1976
Mike Oquist, RHP	1989
Tom Pagnozzi, C	1983
Steve Parker, RHP	1986
Dave Patterson, 1B	1986
Tim Peters, RHP	1987
Kirk Piskor, C/OF	1991
Scott Pose, OF	1989
Johnny Ray, 2B	1978, 1979
Ronn Reynolds, C	1979
Norm Roberts, OF	1983, 1985
Kenny Rogers, 3B	1981

Andy Skeels, C	1987
Phillip Stidham, RHP	1989, 1990, 1991
Mark Swope, RHP	1989, 1990
Scott Tabor, RHP	1981, 1982
Tim Thomas, 2B	1990
Dave Van Horn, 2B	1982
Ed Wallace, 1B	1979
Larry Wallace, SS	1979
Doyle Wilson, C	1986

All-SWC Tournament Selections

Player, Pos.	Year(s)
Marc Brumble, OF	1979
Bubba Carpenter, 1B	1990
Don Carter, OF	1981
Randell Carter, 2B	1980
Charlie Corbell, P	1983
Tim Deitz, P	1985
Fred Farwell, P	1985
Jeff Hemm, C	1977
John Hennell, 1B	1979, 1980, 1981
Jeff Houck, OF	1990
Jeff King, 3B	1984, 1985
Ralph Kraus, OF	1986
Mike Loggins, OF	1985
Scott Loseke, OF	1982, 1983
Kevin McReynolds, OF	1980 (MVP)
Dave Patterson, 1B	1985 (MVP)
Kirk Piskor, OF	1990
Johnny Ray, 2B	1979
Ronn Reynolds, C	1979, 1980
Norm Roberts, OF	1983, 1985
Mike Robinson, OF	1982
Kenny Rogers, 3B	1981
Andy Skeels, C	1987

Scott Tabor, P	1979
Reggie Thomas, DH/OF	1980, 1981
Dave Van Horn, 2B	1982
Larry Wallace, SS	1979
Doyle Wilson, C	1985

All-SEC Tournament Selections

Player, Pos.	Year(s)
Mark Burnett, 2B	1999
Brent Caldwell, C	1998
Matt Carnes, RHP	1995
Cody Clark, C	2002
Casey Coon, OF	2007
Jake Dugger, OF	2004
Scott Epps, C	1992
Danny Hamblin, 1B	2007
Joe Jester, SS	1998, 1999
Kenderick Moore, 1B	1994
Kenderick Moore, OF	1995
Rodney Nye, 1B	1998
Rodney Nye, 1B	1999 (MVP)
Nick Pitts, OF	2003
Nick Schmidt, LHP	2007
David Skeels, C	1995
Jess Todd, RHP	2007
Jack Welsh, OF	1998

CWS All-Tournament Selections

Player, Pos.	Year(s)
Marc Brumble, OF	1979
Jeff King, 3B	1985
Ralph Kraus, OF	1985
Steve Krueger, LHP	1979
Kevin McReynolds, OF	1979
Larry Wallace, SS	1979

BASEBALL

Razorbacks In the Majors

ARKANSAS HAS HAD 37 ALUMNI PLAY IN THE MAJORS



Major League Razorbacks

Darrell Akerfelds - Oakland Athletics, Cleveland Indians, Texas Rangers, Philadelphia Phillies

Sid Benton - St. Louis Cardinals

Hugo Bezdek - Pittsburgh Pirates (Manager)

Kevin Campbell - Oakland Athletics, Minnesota Twins

Bubba Carpenter - Colorado Rockies, New York Mets

Babe Ellison - Detroit Tigers

Matt Erickson - Milwaukee Brewers

Gerald Hannahs - Montreal Expos, Los Angeles Dodgers

Howard Hilton - St. Louis Cardinals

Eric Hinske - Toronto Blue Jays

Dick Hughes - St. Louis Cardinals

Charlie Jamerson - Boston Red Sox

Skeeter Kell - Philadelphia Athletics

Jeff King - Pittsburgh Pirates, Kansas City Royals

Jim Kremers - Atlanta Braves

Lester Lancaster - Chicago Cubs, Detroit Tigers, St. Louis Cardinals

Cliff Lee - Cleveland Indians

Tim Lollar - New York Yankees, Chicago Cubs, Boston Red Sox, San Diego Padres

Walt Matthews - Atlanta Braves

Mel McGaha - Cleveland Indians, Kansas City Royals (Manager)

Kevin McReynolds - San Diego Padres, New York Mets, Kansas City Royals

Mike Oquist - Baltimore Orioles, Oakland Athletics, San Diego Padres, Detroit Tigers

Tom Pagnozzi - St. Louis Cardinals

Kit Pellow - Kansas City Royals, Colorado Rockies, Seattle Mariners

Robert Person - New York Mets, Toronto Blue Jays, Philadelphia Phillies

Scott Pose - Florida Marlins, New York Yankees, Kansas City Royals

Johnny Ray - Pittsburgh Pirates, California Angels

Ronn Reynolds - New York Mets, Philadelphia Phillies, Houston Astros, San Diego Padres

Pat Rice - Seattle Mariners

Tim Sherrill - St. Louis Cardinals

Phil Stidham - Minnesota Twins, Detroit Tigers

Chuck Thompkins - Cincinnati Reds

Jim Walkup - St. Louis Browns, Detroit Tigers

Matt Wagner - Seattle Mariners, Montreal Expos

Jack Whitlock - Detroit Tigers

Roy Wood - Pittsburgh Pirates, Cleveland Indians

Dan Wright - Chicago White Sox



HISTORY

2008 SEASON

Major League Draft Picks

RAZORBACKS IN THE MLB DRAFT (1966-87)

Key: Players selected in the June first-year player draft unless otherwise noted. Following the 1987 season there has only been one draft (June Draft). The first MLB Draft was held in 1965. Prior to 1965 players just signed professional contracts once their collegiate careers were over.

\$ - Selected in January draft

% - Selected in June secondary draft

* - Played or plays in the Major Leagues

- Active in 2008

^ - Returned to school

First-Round Razorbacks

Year	Player	Team	Rd (Pick)
1981	Kevin McReynolds, OF	Padres	1st (6)
1986	Jeff King, SS/3B	Pirates	1st (1)
1999	David Walling, RHP	Yankees	1st (27)
2007	Nick Schmidt, LHP	Padres	1st (23)

1965

Bill Gray, OF	Twins	37th (665)
---------------	-------	------------

1973

Keith Cochran, 2B	Cardinals	33rd (683)
Thurman Smith, OF	Cardinals	45th (733)
Tommy Neal, OF	Cardinals	47th (737)
Stephen Ballard, 1B	Cardinals	48th (739)

1975

Richard Miller, P	Astros	15th (350)
-------------------	--------	------------

1976

Byron Ormsby, SS	Red Sox	16th (382)
------------------	---------	------------

1977

^Tim Lollar, LHP	Indians	5th (115)
------------------	---------	-----------

1978

Tim Lollar, LHP	Yankees	4th (104)
Arvis Harper, OF	Astros	14th (349)
^Bill Bakewell, RHP	Reds	28th (657)

1979

^Ronn Reynolds, C	White Sox	5th (109)
Johnny Ray, 2B	Astros	12th (294)

1980

Steve Krueger, LHP	Mariners	4th (84)
Ronn Reynolds, C	Mets	5th (105)
^John Hennell, 1B	Mets	15th (365)
Randall Carter, 2B	Rangers	19th (482)
^Todd Zacher, 3B	Dodgers	28th (684)

1981

Kevin McReynolds, OF	Padres	1st (6)
Reggie Thomas, OF	Tigers	8th (197)

^Scott Tabor, RHP	Braves	12th (296)
Don Carter, OF	Expos	12th (302)
John Hennell, 1B	Padres	13th (316)
Todd Zacher, 3B	Giants	23rd (579)
Ed Vidmar, P	White Sox	32 (770)

1982

Chris Shaddy, SS	Blue Jays	8th (186)
Dave Van Horn, 2B	Braves	10th (245)
Scott Tabor, RHP	Tigers	11th (282)
Ed Myers, RHP	Athletics	12th (313)
Scott Glanz, P	Angels	13th (321)

1983

Mike Robinson, OF	Cardinals	5th (130)
Tom Pagnozzi, C	Cardinals	8th (208)
Scott Loseke, OF	Reds	11th (264)
Charlie Corbell, RHP	Giants	21st (534)
%Bobby Joe Edmonds, OF	Cardinals	3rd (55)

1984

Brett Harrison, SS	Cardinals	4th (87)
Jim Ward, 2B	Dodgers	5th (129)
Mark Berry, C	Reds	6th (137)
%^Derrick Richardson, 3B	Cubs	2nd (39)

1985

Mike Loggins, OF	Royals	3rd (71)
Ellis Roby, 2B	Braves	5th (120)
Tim Deitz, RHP	Reds	6th (136)
Mark Jackson, INF/OF	Cardinals	8th (202)
Norm Roberts, OF	Orioles	8th (203)
Fred Farwell, LHP	Dodgers	10th (246)
Gary Murphy, RHP	Astros	14th (352)
Gary Curtis, SS	Reds	20th (500)
Derrick Richardson, INF	Phillies	21st (538)
Howard Hilton, RHP	Cardinals	22nd (566)

1986

Jeff King, SS/3B	Pirates	1st (1)
Kevin Campbell, RHP	Dodgers	5th (120)
Doyle Wilson, C	Indians	10th (239)
Ralph Kraus, OF	Yankees	10th (262)
Steve Parker, LHP	Cubs	12th (298)
Dave Patterson, 1B	Giants	14th (344)
%Bob Chadwick, P	Brewers	6th (92)

1987

Andy Skeels, C	Padres	7th (172)
^Jim Kremers, 3B/OF	Reds	8th (206)
Keith Helton, LHP	Mariners	14th (344)
Spencer Wilkinson, RHP	Rangers	14th (362)
^Ray Harris, LHP	Angels	14th (368)
Tim Sherrill, LHP	Cardinals	18th (461)
Mike Sisco, SS	Mariners	20th (500)
^John Cebuhar, LHP	Reds	22nd (569)



Jeff King was selected with the No. 1 overall pick of the 1986 draft by the Pittsburgh Pirates. He played 11 seasons with the Pirates and Kansas City Royals. He is one of four Razorbacks to ever be drafted in the first round.

BASEBALL

Major League Draft Picks

RAZORBACKS IN THE MLB DRAFT (1988-07)

1988

Jim Kremers, C	Braves	2nd (33)
John Cebuhar, LHP	Cardinals	14th (366)
Ray Harris, LHP	Athletics	22nd (567)
^Troy Eklund, OF	Indians	35th (891)

1989

Cole Hyson, RHP	Astros	9th (228)
Mike Oquist, RHP	Orioles	13th (321)
Troy Eklund, OF	Rangers	25th (637)
Dennis Fletcher	Cardinals	28th (716)
^Greg D'Alexander, 3B/C	Orioles	31st (789)
Scott Pose, OF	Reds	34th (885)
Rod Stillwell, SS	Royals	60th (1,417)

1990

Tony Gilmore, C	Astros	8th (218)
^Phil Stidham, RHP	Braves	11th (282)
Mark Swope, RHP	Twins	11th (293)

1991

Doug Bennett, RHP	Dodgers	5th (144)
Phil Stidham, RHP	Tigers	15th (401)
Mark Johnson, OF	Royals	17th (445)
Brian Dennison, LHP	Brewers	23rd (599)

1992

Allen Williams, 3B	Red Sox	46th (1,290)
1993		
Tom Czanstkowski, RHP	Astros	26th (728)
Ryan Whitaker, RHP	Athletics	27th (769)
^Kortney Paul, C	Cardinals	48th (1,332)

1994

Bob Hughes, OF	Expos	18th (504)
Doyle Preston, 3B/1B	Reds	35th (968)
Scott Cunningham, RHP	Cardinals	37th (1,034)
^Todd Abbott, RHP	Indians	38th (1,053)

1995


Jeff Parsons, SS	Mets	5th (133)
Alan Mahaffey, LHP	Twins	16th (436)
Tim Mosley, RHP	Cubs	27th (756)
Ty Bilderback, OF	Angels	31st (844)
^Chris Clark, OF	Tigers	35th (966)
Todd Abbott, RHP	Athletics	44th (1,212)

1996

Jason Stephens, RHP	Angels	9th (265)
Kit Pellow, OF	Royals	22nd (649)
Richie Nye, RHP	Twins	23rd (667)
^Barry Lunney Jr., LHP	Twins	45th (1,316)

1997

Matt Carnes, RHP	Twins	7th (213)
Matt Erickson, 3B	Marlins	7th (216)
Jeremy Jackson, OF	Rockies	8th (252)
Chris Clark, OF	Marlins	34th (1,026)



David Walling was the first-round choice of the New York Yankees in the 1999 MLB Draft.

^Dan Wright, RHP	Braves	46th (1,359)
Jason McConnell, 2B	Twins	48th (1,384)

1998

^Ryan Lundquist, OF	Twins	10th (289)
Eric Hinske, 3B	Cubs	17th (496)

1999

David Walling, RHP	Yankees	1st (27)
Dan Wright, RHP	White Sox	2nd (64)
Rodney Nye, 3B	Mets	7th (226)
Joe Jester, INF	Giants	7th (228)
Ryan Lundquist, OF	Reds	8th (248)
Kevin Vent, RHP	Giants	8th (258)
Mark Burnett, 2B	Reds	20th (608)

2000

Cliff Lee, LHP	Expos	4th (104)
Matt Riethmaier, RHP	Phillies	5th (145)
Brad Bohannon, RHP	White Sox	28th (832)

2001

Wes McCrotty, LHP	Marlins	23rd (692)
Brian Kirby, C	Indians	31st (937)
^Charlie Isaacson, RHP	Cubs	34th (1,008)

2002

Charlie Isaacson, RHP	Yankees	29th (876)
Gary Hogan, RHP	Rangers	32nd (952)

2003

Scott Roehl, RHP	Indians	10th (288)
Andrew Wishy, OF	Rangers	12th (346)

Jarrett Gardner, RHP	Red Sox	19th (564)
Ryan Fox, OF	Rockies	21st (617)

2004

Jay Sawatski, LHP	Twins	8th (241)
Brady Toops, C	Cardinals	10th (300)
Haas Pratt, 1B	Athletics	30th (907)
Clint Brannon, LHP	Rangers	34th (1,011)

2005

Scott Bridges	Giants	8th (278)
Scott Hode, SS	Cubs	24th (730)
Casey Rowlett, OF/INF	Cardinals	32nd (980)

2006

^Danny Hamblin, 1B	Athletics	9th (278)
Craig Gentry, OF	Rangers	10th (298)
Blake Parker, C	Cubs	16th (479)
Devin Collis, LHP	Rockies	26th (768)
Daryl Maday, RHP	Giants	30th (896)

2007

Nick Schmidt, LHP	Padres	1st (23)
Duke Welker, RHP	Pirates	2nd (68)
Jess Todd, RHP	Cardinals	2nd (82)
Danny Hamblin, 1B/3B	Athletics	10th (330)
Chris Rhoads, RHP	Phillies	28th (863)
Brian Walker, C	Angels	29th (898)
Jacob Julius, OF	Orioles	33rd (997)
Jake Dugger, OF	Nationals	49th (1,417)
Matt Willard, SS	Indians	49th (1,423)

HISTORY

2008 SEASON

Arkansas All-Time Lettermen

A

Abbott, Todd	1994, '95
Abbott, Williams Lewis	1970
Abramczyk, John Paul	1959, '60, '61
Achenback, C.H.	1913
Adams, Harold Eugene	1948, '49
Aikman, Bruce Lynn	1951
Akerfelds, Darrel	1981, '82
Alexander, George Baker	1958
Alexander, John	1949
Alexander, Otto	1908
Alexander, Tim	1978
Allen, Joe	1911
Anderson, Pat	1977, '78
Andree, James M.	1972, '73, '74
Arnold, Charles	1965
Arnold, Clint	2005, '06
Asbill, Teddy	1976, '77
Ash, Jeff	1979, '80
Atha, Larry D.	1979, '80, '81
Atkins, Donald	1979, '80, '81
Atkins, Howard Cullin Jr.	1966
Austell, Tom	1903
Ayers, James	1926

B

Baber, Oscar	1910, '11, '12
Backham, David C.	1972, '73
Bailey, Kenneth	1966
Baker, J.P.	1929
Baker, Terry Lee	1967, '68
Bakewell, Bill	1977, '78, '79
Ballard, Keach	1982
Ballard, Stephen D.	1972, '73
Balay, John	1949, '50, '51
Bane, James Harrison	1963, '64
Barksdale, Ronald Douglas	1964, '65
Barr, Brandon	2007
Barton, Larry	1982, '83
Beckemeyer, Lyle	1992, '93
Benard, Joe	1905, '06
Benberg, John	1982
Bennett, Dick	1925
Bennett, Doug	1989, '90, '91
Bennett, George	1927
Bennett, J.G.	1921, '22
Benton, Sid	1912
Berry, Layne	2001, '02
Berry, Mark	1983, '84
Bertotti, Mike	1984
Bilderback, Ty	1992, '93, '94, '95



Charley Boyce

Birch, Brent	1990, '91, '92, '93
Birel, William George	1967, '68
Bishop, William E.	1969, '70
Black, Dave	1903
Black, H.	1912
Black, John	1919, '20, '21
Black, Neeley	1905
Blackburn, W.D.	1929
Blackwood, Jerry Don	1968, '69, '70
Blagg, Billy Justin	1950, '52, '53
Blair	1906
Block, Dave	1903, '05
Blum, Greg	1999, 2000
Bobb, Randy	1987, '88
Boever, David	1988
Bogan, Charles	1954, '55
Bohannon, Brad	1999, 2000
Bohart, G.T.	1905, '06
Bollman, Brett	2005
Bone, George Thomas	1955, '56
Bone, Jim	1961, '62, '63
Booker, P.	1903
Boyce, Charley	2003, '04, '05, '06
Bowden, William P.	1952, '53, '54
Bowen, Luther	1994, '96

Bradbury, Ralph	1974, '75, '76, '77
Bradford, Hollis	1922
Bradford, James	1976, '77
Bradley, Eugene Alford	1953
Bradley, Keith	1995, '96
Brail, Rick	1991
Brannon, Clint	200, '03, '04
Brazil, Ernest	1919
Breeden, Bill	1969, '70, '71
Brenton, Gene Thomas	1963, '64, '65
Brewer, Dale	1928, '29
Brewer, Timothy	1973, '74
Bridges, Scott	2002, '03, '04, '05
Briggs, Oscar	1899, 1902
Brocaill, Scott	1991, '92, '93, '94
Broadway, Barry	1980
Bond, Brock	2005
Brown, Charles Arthur	1952
Brown, Dale	1977
Brown, Dan	1990, '91
Brown, John	1924, '25
Brown, Silas Christian	1949, '50, '51
Bumble, Marc	1976, '77, '78
Bryan, Chris	1988, '89
Bryan, Lemuel	1902, '03
Buchanan, F.E.	1908
Buckley, S.S.	1913
Buckley, Virgil	1912
Bulgarelli, Mark	1976, '77, '78, '79
Bull, Scott	1972, '76
Bumpers, Mike	1992
Burgess, John	1986
Burnett, Mark	1998, '99
Burton, P.O.	1898

Carter, Harry	1947
Carter, Marl D.	1962, '63
Carter, Randall	1979, '80
Carson, Randall	1976, '77
Cebuhar, John	1987, '88
Cecil	1905
Center, Jerry	1976
Chadwick, Bob	1986
Childress, Robert M.	1956, '57
Chipman, Marvin	1926, '27
Christian, Carroll	1923, '24
Christian, O.	1898
Clancy, Tim	1978, '79, '80
Clark, Cody	2001, '02
Clark, Chris	1993, '94, '95, '97
Clark, Dera	1984
Clark, Kyle	1997, '98
Clark, M.D.	1898
Clayton, Walker B.	1923
Clements, Charles M.	1972
Clements, Steve	1984, '85
Clinkenbeard, Bob	1981
Cloninger, Chris	1996
Cobb, David	1994
Cochran, Keith	1971, '72, '73
Cole, George Sr.	1926, '27, '28
Cole, John Conway Jr.	1951
Cole, Kenneth	1908
Coleman, Walter C.	1972, '73, '74
Collis, Devin	2005, '06
Conner, Michael	2001, '02
Conway, George	1902
Cook, Brian	1990, '91, '92, '93
Cook, Damon Lee	1966
Cook, Joe	1908, '09
Coon, Casey	2007
Coppock, Mark	1990, '91
Corbell, Charlie	1982, '83
Cotton, Delano Talbert	1962, '63
Cox, Evan	2007
Cox, Harold Earl	1948, '49
Coyle, Norman	1910, '11
Craig, Charles	1924
Crawford, C.	1929
Crawford, Rick	1982
Creekmore, Stephen W.	1910, '11
Crossett, Scott	1998, '99, 2000, '01
Crouse, Cliff	2000, '01, '02
Croxdale, E.W.	1913
Cunard, Craig	1981
Cunningham, Scott	1993, '94
Curtis, Gary	1983

C

Caldwell, Brent	1997, '98
Caldwell, Robert	1947
Calhoon, Jim	1987, '88, '89
Callaway, Jerry	1978
Campbell, Dan	1987
Campbell, Kevin	1984, '85, '86
Campbell, Mike	1968
Caple, Donald Lee	1963, '64, '65
Carlton, Jerry	1960, '61, '62
Carnes, Matt	1995, '96, '97
Carpenter, Bubba	1988, '89, '90, '91
Carpenter, Jay	1988, '89, '90
Carpenter, Preston	1954, '55, '56
Carr, J.F.	1898
Carter, Don	1981



Haas Pratt



Arkansas All-Time Lettermen

Cusack, Thomas 1953, '54, '55
Cypert, Boyd 1912
Czanstkowski, Tom 1992, '93

D

Dailey, Randy 1971, '72
Daly, Cory 1995
D'Alejandro, Greg 1987, '88, '89, '90
D'Amico, Joe 1992, '93
Davis, Joe 1991
Davis, Matt 1998
Davis, Menar 1912
Davis, Mike 1910, '11, '12
Dawson, Bill 1988
Day, Chris 1978
Day, Devin 2004
DeBryn, Marty 1997
Deason, Jesse Wayne 1956
Deere, Jason 2004
Dees, Billy 1981, '82
Deitz, Tim 1983, '84, '85
Dellasega, Joe 1980
Dennison, Brian 1991
Dickinson, Wallace 1924, '25
DiLeo, Joe 1985, '86
Dipper, Wayne 1968
Dodd, Rob 1990
Donathan, Jeff 1926, '27, '28
Dorothy, William N. 1969, '70
Dougherty, Harry K. 1947, '48
Douglas, Hall 1928, '29
Dowell, O. 1903
Downey, Charles 1990
DuBose, Dave 1976, '77
Dudley, Kirk 1981, '82
Dugger, Jake 2004, '05, '06, '07
Duka, Michael 1953
Dunlap, Tyrie 1974

E

Eason, Alcuin 1903
East, Jack 1920, '21
Edmonds, Bobby Joe 1986
Edwards, Bobby 1987, '88
Edwards, Delmar Butch 1965, '66, '67
Eklund, Troy 1986, '87, '88, '89
Elliot, Lynn Blaine 1961, '62, '63
Ellis, Scott 1996, '97, '98
Epps, Scott 1989, '90, '91, '92
Erickson, Matt 1995, '96, '97
Erwin, Richard 1976, '77, '78, '79
Erwin, Wally 1979
Etheridge, Haden 1988, '89, '90, '91
Ewing, James 2006

F

Fanning, Chris 1991
Farwell, Fred 1985
Faust, Fred 1983
Feeny, Chris 1995
Ferguson, Rick 1981, '82
Fernell, David 1984
Fields, James E. 1970
Fincher, L.J. 1921
Fischel, Frank James 1949, '50, '51, '52
Fishback, Herbert 1897
Fisher, Joe 1994
Fisk, Gregory Michael 1967
Fleming, P.A. 1898
Fletcher, Dennis 1986, '87, '88, '89
Fletcher, Jeff 1999, 2000, '01, '02
Flowers, Jeromy 1998
Forsythe, Logan 2006, '07
Foster, Herbert R. 1957
Foster, Pat Duane 1959, '60, '61
Foster, Rodney 1992
Foster, Virgil Lynn 1966

Foundren, Price 1927, '28, '29
Fox, Ryan 2001, '02, '03
Franks, Lance 1996, '97
Freeman, Wallace Britton 1964, '65
Fry, Jeff 1993
Fulmer, Doyle 1928

G

Gaffney, W.C. 1919, '20, '21
Garcia, Rudy 1982, '83, '84
Gardner, Jarrett 2002, '03
Garrett, John Doyle Jr. 1956
Garrison, Johnny 1950
Gatling, Tom 1908
Geis, Clarence 1928
Gentry, Aaron 1994
Gentry, Craig 2005, '06
Gerren, J.M. 1913
Gessner, Tom 1998
Gilbert, James 2004, '05, '06, '07
Giles, Danny 1997, '98
Gilleland, Greg 1998, '99
Gilmore, Kale 1991, '92
Gilmore, Tony 1989, '90
Glanz, Scott 1980, '81, '82
Glaze, Thomas Arthur 1958, '59
Glynn, Josh 2002
Gonring, Doug 1981
Goodner, Boyd 2003, '04
Goodwin, Clay 2002, '03, '04, '05
Gorman, Henry F. 1981
Grant, Dale 1986
Graves, Aaron 2001, '02
Gray, William Lewis 1963, '64, '65
Green, Doyle 1974, '76
Grubb, Bill 1979

H

Haaser, Steven L. 1972, '73
Hadley, Ray C. 1925, '27, '28
Hagedorn, Brad 1997, '98, '99, 00
Hagedron, Brett 2001, '02, '03, '04
Haizlip, Ralph 1926, '27, '28
Hall, Caton 2003, '04
Hall, H.C. 1959, '60
Hamblin, Danny 2004, '05, '06, '07
Hamilton, Jim 1994
Hancock, Doy 1924, '25
Hannahs, Gerald 1971, '72, '73, '74
Hargroves, Willie 1977, '78
Harper, Arvis 1976, '77, '78
Harper, Bland Robert 1965
Harris, Gary 1990
Harris, Kyle 1992, '93, '94
Harris, Ray 1985, '86, '87, '88
Harrison, Brett 1983, '84
Hartman, Jim 1985
Hatfield, Kenneth Wahl 1963, '64, '65
Hauskey, Thomas 2007
Haynie, Arnold Augustus 1962, '63, '64
Haynie, Bracey 1922, '23
Heather, Scott 1997, '98
Helton, Keith 1984, '85, '86, '87
Hemm, Jeff 1975, '76, '77, '78
Hemm, Warren 1975, '76
Henderson, DeMatt 1899, 1900, '01
Hendricks, Charles Lowber 1947, '48
Hendey, Waldersee 1921
Hennell, John 1978, '79, '80, '81
Hennesey 1911
Henson, James W. 1972
Henry, Thomas Walter 1966
Hernandez, Darin 1986
Hester, Bart 1998, '99, 2000
Hicks, Quazar 1994
Highfill, H.H. 1912
Hill, Thomas Jasper Jr. 1964

Hill, Travis 2007
Hilton, Howard 1984, '85
Hindman, Randy 1982
Hinds, Hubert 1919, '20
Hines, Glen Ray 1989
Hinske, Eric 1996, '97, '98
Hinton, Percy 1911, '12, '13
Hobson, Edward Louis 1957, '58, '59
Hobson, Todd 1989, '90
Hode, Scott 2002, '03, '04, '05
Hoefler, Jeff 2000, '01
Hogan, Gary Jr. 2000, '01, '02
Hollensworth, Chris 2005, '06
Holloway, Max Marvin 1958, '59, '60
Holloway, Trey 2004, '05, '06
Holt, Henry Cecil 1912
Hom 1906, '09
Hon, Jackson 1925
Hopkins, Thomas Hugh 1966, '67, '68
Horn, Jack 1908
Horne, David Buford 1959, '61
Horton, Donald Clyn 1956, '57, '58
Horton, Ralph H. unknown
Hotchkiss, Henry 1910
Houck, Jeff 1990, '91, '92, '93
House, Herbert Claude 1967, '68
Howard, Fred 1970
Hreha, Dan 1989, '90, '92
Hrozek, Wayne 2006, '07

Huchingson, Stuart 1979, '80, '81
Huddleston, Jeff 1978, '79, '80
Hughes, Bob 1993, '94
Hughes, Howard 1947, '48
Hunt, Claude Ruse 1957
Huntze, Rick 1983, '84, '85
Hum, David 2006
Hurley, Scott 1998, '99
Hyatt, Robert F 1905, '06, '08
Hyson, Cole 1989

I

Isaacson, Charlie 1999, 2000, '01, '02

J

Jackson, Jeremy 1997
Jackson, Mark 1983, '84, '85
Jacobs, Robert 1924, '26
Jamerson, Charles 1919, '20, '21
Jamerson, D.C. 1922
Jameson, Jasen 1994
Jay, Jim Wilbur 1963, '64
Jenkins, John 1973
Jennings, Archie Winthrop 1966
Jester, Joe 1997, '98, '99
Johnson, Danny 1980
Johnson, Mark 1990, '91
Jones, Ben 1943, '44



Clay Goodwin

Arkansas All-Time Lettermen

Jones, Donald Gilbert	1956, '57
Jones, Gary	1982
Jones, Mark A.	1969, '70
Jones, Randall E.	1972, '73, '74
Jones, Sean	2007
Joiner	1902
Julius, Jacob	2007

K

Kauffman, Rob	1977, '78, '79, '80
Kearns, Walter Lewis	1951, '52, '53
Kee, Kevin	1985, '86
Keeter, Daniel R.	1970
Keith, Charles	1908
Kelly, E.L.	1897
Kemp, Jarrell R.	1921
Kent, Elmore	1922, '23
Kerns, Keith	1985
Kerr, John Herman	1958, '59, '60
Keuchel, Dallas	2007
Kilgallen, Richard	1947, '48, '49
Kindle, Judd	2003
King, Bryan	2000
King, C.H.	1922
King, Cyrus	1923, '24, '25
King, Dave	1979
King, Jeff	1984, '85, '86
Kirby, Brian	1998, '99, 2000, '01
Kirk, Scott	1978
Kirkland, Mike	1973, '74
Kizer, Roland	1919, '20
Klein, Mike	1994
Kline, Richard	1964, '65
Kraus, Ralph	1983, '84, '85, '86
Kregal, Horace	1927
Kremers, Jim	1985, '86, '87, '88
Kretschmar, James Joseph	1955, '56
Kreymborg, Mike	1979
Krueger, Steve	1979, '80

L

Lacey, Shaun	1977, '78
Lahay, Bruce	1978
Laird, Tony	1983, '84
Lamberth, John	1973
Lambeth, Dan	1982, '84
Lancaster, Les	1982, '83, '84
Land, Lee	2005
Leach, Aaron	1998
Lee, Cliff	2000
Lenox, Greg	1971
Lennerton, Ryan	2004
Leraris, Justin	2001, '02
Leuppe, Ed	1981, '82, '83
Leverette, Edward Vaulx	1898, 1905
Ley, Stan	1971, '72
Lidell, Finessee	1909, '10
Liles, Greyson	1989, '90, '91
Limbocker, Scott	2007
Lindsey, James Edgar	1964, '65
Linebarier, Bobby Joe	1951
Lipsmeyer, David	1978
Little, Blake	1990, '91
Loggins, Mike	1983, '84, '85
Lollar, Tim	1977, '78
Long, Frances Jones	1952, '53, '54
Long, Gordon	1947, '48, '49
Longonitti, Henry P.	1947
Longoria, Keith	1981, '82
Loseke, Scott	1982, '83
Lubker, Herman	1947
Lundquist, Dennis	1974, '75
Lundquist, Ryan	1996, '97, '98, '99
Lundquist, Tim	1976, '77
Lunney, Barry Jr.	1993, '94, '95, '97
Lusker, Chris	1985
Lutes, Charles, Russell	1953
Lyles, Robert Earl	1956

Lyles, Tigger	2001
Lyon, Earl	1926
Lyons, W.A.	1922, '23

M

Maday, Daryl	2004, '05, '06
Magness, James Edward	1963, '64
Mahaffey, Alan	1995
Manatt, Jared	1999, 2000
Marshall, David	1969, '70, '71
Marquardt, John Henry	2005, '06
Martin, E. G.	1898
Martin, Mike	1978, '79
Masanda, Daren	1994, '95, '96
Mason, Donald	1965, '66
Matheson, Derek	1996, '97, '98, '99
Matthews, Walter Ray	1954, '55, '56
McAllister, Leslie Edward	1967, '69
McAlvain, Jarred	1996
McCaughtry, Floyd	1960, '61
McClain, Mark	1976, '77
McClure, Dave	1980, '81
McConnell, Jason	1995, '96, '97
McConnell, Kirk	2002, '03
McCorquodale, Knox	2005
McCowan	1902
McCrotty, Wes	1998, '99, 2000
McCullough, William Glenn	1923
McDaniel, Dale	1979
McDaniel, Larry L.	1972
McDaniel, Travis	1997, '98, '99, 2000
McGaha, Mel	1947, '48
McGehee, Mel	1945, '47, '48
McGurk, Pat	1980
McHale, Robert	1979, '80
McHan, Lamar	1952, '53
McKenzie, James Horace	1961
McKissack, Stephen Louis	1967
McLelland, Brian	2004, '05, '06, '07
McNemer, Phil	1908, '09
McNiel, Donald	1975, '76, '77
McReynolds, Kevin	1979, '80, '81
McShane, Mickey Paul	1964, '65
Mercado, Jose Egardo	1951
Merrill, Bubbs	2004
Merryman, Josh	2000, '01, '02, '03
Milburn, Frank H.	1923, '24
Milford, Clinton G.	1909, '10, '11
Miller, Donald L.	1950, '51
Miller, Grady	1908, '09, '10, '11
Miller, John	1983, '84
Miller, Ray	1995
Miller, Richard L.	1972, '73, '74
Milwee, F.B.	1913
Mitchell, Bruce	1971, '72, '73, '74
Mitchell, S.D.	1921
Mobbs, Jimmy	2003
Mont, Theodore Jr.	1961, '62, '63
Montgomery, Bill	1975, '76
Moody, Billy Joe	1962
Moore, Kenderick	1993, '94, '95, '96
Moore, Rod	1986, '87
Moore, Ron	1989, '90, '91
Moody, James Wesley	1958
Moriarity, Mike	1996, '97, '98, 2000
Morris, William T.	1972, '73
Mosley, Tim	1995
Muldoon, Allen Mike	1967
Mulhollen, Danny Byron	1962, '63, '64
Mulvaney, Brad	1994, '95, '96
Murphree, Aaron	2007
Murphy, Bill	1974
Murphy, Gary	1984, '85
Murphy, Jon	2000
Muse, Preston	1926
Myers, Ed	1981, '82

Scott Hode



N

Nasair, Eldon Joe	1958, '59, '60
Nauman, John	1971, '73
Neal, Tommy A.	1972, '73
Nelson, Peyton	2000
Newland, Josh	2000
Newman, Willie	1988
Newton, C.B. Jr.	1958, '59
Nix, Bobby	1965
Nix, Lowell Edsel	1952, '53, '54
Norcott, A.	1912, '13
Norton, Delbert	1902
Nutt, Jeff	2007
Nye, Elmer Lloyd	1967
Nye, Richie	1996
Nye, Rodney	1998, '99

O

Odom, Tony	1982
Oliver, Thomas P.	1929
Oquist, Mike	1987, '88, '89
Ormsby, Ban	1976
Osborn, Donald Jr.	1965
Osmon, Scott	1989
Overbey, Rogers	1955, '56, '57

P

Pagnozzi, Tom	1983
Palen, Mike	1992, '93
Parker, Blake	2004, '05, '06
Parker, Steve	1986
Parsons, Jeff	1993, '94, '95
Patterson, Dave	1985, '86
Paul, Kortney	1991, '93
Paulsen, Larry	1970, '71, '72, '73
Payne, Buck	1916
Peace, John	1971
Pearson, Jeffrey Lynn	1964, '65, '66
Pellow, Kit	1995, '96
Perdue, Monroe	1922
Person, Robert	1988
Peters, Darrell	1959, '60
Peters, Tim	1986, '87
Peters, Tony	1986
Phelan, Brian	1996, '97
Phillips, Jimmy	1987
Piskor, Kirk	1989, '90, '91
Pittman, Donald	1898
Pitts, Nick	2000, '01, '02, '03
Pogue, Doug	1974

Pohle, Ike	1998, '99
Pomeroy, Kyler	2002, '03
Porter, A.W.	1926
Porter, Tom	1947, '48, '49
Pose, Scott	1987, '88, '89
Potts, Thomas	1898
Powell, David	1982, '83
Pratt, Haas	2003, '04
Preston, Doyle	1993, '94
Pridemore, Harold C.	1951
Pryor, Michael Scott	1968, '69, '70, '71
Pryor, Shap Hanner	1952, '53
Ptak, V. James	1919, '20
Pufall, Ed	1974, '75
Pugh, Dennis	1973, '74
Pyle, Jason	2003

Q

Quarnstrom, Rob	1995, '96, '97, '98
-----------------	---------------------

R

Raether, Pete	1989, '91
Ragland, H.S.	1902
Rankin, Jeremy	2000, '01
Ray, Johnny	1978, '79
Rayder, Jan Wayne	1955, '56, '57
Raynor, Arthur	1927, '28, '29
Reagan, Stephen Earl	1967, '68
Reese, Ken	1987, '88
Renfro, Elza	1924
Reves, Arch	1905
Reynolds, Ronn	1979, '80
Rhoades, Barton R.	1972
Rhoades, Chris	2006, '07
Rhodes, Dave	1977, '78
Rice, Pat	1984, '85, '86
Richards, Stephen	2007
Richardson, Bryant	1994
Richardson, Derrick	1984, '85
Richmond, Jonathan	2001, '02, '03
Riethmaier, Matt	1998, '99, 2000
Riley, Justin	2000
Rinehart, Jimmy Jarrell	1951, '52
Robbins	1905
Roberts, Derek	1998
Roberts, Norm	1982, '83, '84, '85
Robertson, O. Leland	1920, '22, '23
Robinson, Mike	1981, '82, '83
Robison, Stephen	2004, '05, '06, '07
Roby, Ellis	1983, '84, '85
Rock, Mike	1981, '82, '83

BASEBALL

Arkansas All-Time Lettermen

Roehl, Scott	2001, '02, '03
Rogers, Brian	1994, '95, '96, '97
Rogers, Kenny	1980, '81
Rogers, Marty	1980, '81
Rogers, Ted Don	1957
Rogerson, J.B.	1920, '21
Roller, Robert Michael	1966
Rose, Glen	1927, '28
Rosson, Sam	1926
Rowlett, Casey	2004, '05
Rucker, Charles	1925
Rucker, Jeff	1924, '25, '26
Rucker, Paul	1934, '35
Ruckerman, Charles	1923, '24, '25
Ruder, Russ	1981

S

Sample, Charles	1910
Sawatski, Jay	2003, '04
Sayles, Rickey	1964
Schalchlin, George W.	1912
Schaufele, Louis J.	1949, '50, '51
Schmidt, Nick	2005, '06, '07
Schoonover, Wear	1929
Schrantz, Jeff	1981, '83
Scott, H.A.	1969, '70, '71
Scott, John T.	1902
Secrist, Brad	2007
Seibert, Shaun	2005, '06, '07

Seward, Tim	1981, '82
Shaddy, Chris	1980, '81, '82
Shawgo, Jack Edwin	1949, '50
Sheredy, Kevin	1994, '95
Sherrill, Tim	1986, '87
Shock, Billy	1980
Shoptaw, Britt	1988
Sisco, Mike	1986, '87
Skeels, Andy	1986, '87
Skeels, David	1992, '93, '94, '95
Skinner, Joe	2004
Slembarski, Ron	1983
Smalling, Tim	2007
Smith, Austin	1925
Smith, C.S.	1913
Smith, Don Roy	1956, '57, '58
Smith, James Howard	1950, '51, '52
Smith, Jarrette Dean	1950
Smith, Josh	2005, '06
Smith, Thurman Jr.	1970, '72, '73
Smyor, C.P.	1898
Snowden, Greg	1973, '74
Soden, James Paul	1962, '63, '64
Spence, Jeff	1977, '78
Spence, Thad Burke	1948
Spikes, James L.	1920, '21, '24
Stall, Carl	1992, '93
Stafford, Joe Herman	1965, '66, '67
Stallings, Matt	2004
Standley, Billy Glenn	1967, '68, '69

Stanley, J.H.	1905
Stanley, John	1979, '80
Stanley, Tom	1903, '06
Starkey, Chuck	1980
Stephens, Bob	1976
Stephens, G.K.	1898
Stephens, Jason	1996
Stricklin, Clayborne Jr.	1968, '69
Stidham, Phillip	1989, '90, '91
Stillwell, Rod	1988, '89
Stinson, Ryan	1992, '93
Stoakes, Sid	1909, '10
Stolzer, Robert	1957, '58
Stout, S.R.	1911, '12, '13
St. Pierre, Robert	1953
Sutton, Mark	1976
Swope, Mark	1988, '89, '90

T

Tabor, Scott	1979, '80, '81, '82
Taft, Steve	1990, '91, '93, '94
Talbot, Jeremy	1996
Tejcek, Jim	1989
Thomas	1902
Thomas, Don	1986, '87, '88, '89
Thomas, Everett William	1956, '57, '58
Thomas, O.C.	1912
Thomas, Reggie	1980, '81
Thomas, Richard	1992
Thomas, Tim	1989, '90, '92
Thomason, Dewey Jr.	1947, '48, '49, '50
Thomason, Joe Henry	1954, '55, '56
Thompson, Burl	1929
Thompson, Clark	1908
Thompson, Gerald	1978
Thompson, Henry	1976, '77, '78
Thorne, Matt	2000
Tidwell, Chad	1995, '96
Tiffie, Ronald C.	1966, '67, '68
Tisher, Mitch	2000
Todd, Jess	2007
Tompkins, C.H.	1909, '10, '11
Toops, Brady	2002, '03, '04
Trainor, Kendall	1986, '87, '88
Trapp, Charles	1930
Trigg, J.W.	1903
Trigg, Tom	1905
Trimble, Claud	1928, '29
Triplett, Gerald	1903
Troglin, Mike	1990
Tschepikow, Ben	2005, '06, '07
Tucker, Jeff	1992
Tyra, John	1966, '67, '68

V

Van Every, Lynn	1986
Van Horn, Dave	1982
Vann, S.	1910
Vaske, Terry	1992
Vent, Kevin	1998
Verhage, Terry	1968, '69, '70, '71
Vidmar, Ed	1980, '81
Villanueva, Eddie	1971
Vincenheller, G. Aston	1898, '1902
Vincent, Farrell	1971

W

Wachter, Scott	1980, '81
Wagner, Matt	1991, '92
Wales, Ted	1970, '71, '72
Walker, Brian	2005, '06, '07
Walker, Brian	1992
Walker, Clint	1996
Walker, Doug	1991
Walker, Johnny	1975
Wallace, Ed	1978, '79
Wallace, George	1922

Wallace, Larry	1976, '77, '78, '79
Walling, David	1998, '99
Wanger, Fred	1969, '70
Ward, Jim	1982, '83, '84
Warram, James	1925
Warrior, Manual	1978, '79
Washburn, Kyle	2000, '01
Washington, Fredy Lee	1968
Watkins, David	1992
Watkins, James	1902
Watts, Kern	2004
Watson, J.T.	1905, '06, '08
Watson, John R.	1905, '06
Watson, Michael	1976
Weatherford, Luke	2001, '02
Weaver, Gary Francis	1960, '61, '62
Webb, Richard	1981
Weckel, Wilfin R.	1973
Welker, Brad	2007
Wells, S.R.	1912
Welsh, Jack	1997, '98, '99, '00
Westerside, Kenneth	1967
Westphal, Robbie	1954, '55
Wheller, Jerry Thomas	1961, '62
Whillock, Jack	1962, '63, '64
Whitaker, Ryan	1991, '92, '93
White, Justin	2004
Whitekiller, Jerel	1998
Wild, Michael	2006
Wilkerson, Lyle Allen Jr.	1952, '53, '54
Wilkinson, Spencer	1987
Wilkins, Charles	1925, '26
Willard, Matt	2006, '07
Williams, Allen	1991, '92, '93, '94
Williams, Alvin Lee	1947, '48
Williams, Chris	2003
Williams, Darrell Dean	1960, '61, '62
Williams, David Lee	1968, '69, '70, '71
Williams, Jarrell	1959, '60, '61
Williams, L.J.	1919, '20, '21
Williams, Michael	1973, '74
Williams, Paul	1968, '69, '70, '71
Williams, Paul X	1927, '28, '29
Williams, Reggie	1995, '96
Williams, Robert James	1949, '50, '51
Willis, Billy Don	1967, '68
Wimot, J.C.	1898
Wilmoth, John Alan	1968
Wilson, Andy	1996
Wilson, Doyle	1985, '86
Wilson, Gary	1982
Wilson, Joe Bill	1954
Wilson, Roger	1988
Wilson, Tommy	1909, '10, '11
Wishy, Andrew	2001, '02, '03
Wofford, Tim	1982, '83
Wood, David	1974
Wood, Roy	1912, '13
Woodruff, Jim	1970
Woodruff, Patrick	2002
Woods, Jeremy	1995, '96
Woods, Scott	2001, '02
Workman, Richie	1993, '94, '95, '96
Wright, A.E.	1909
Wright, Dan	1997, '98, '99
Wright, Myron Ernest	1964, '65, '66
Wyles, Bill	1970, '71

Y

Yost, Matt	2003
Young, Clint	1910, '11
Young, Donald	1948
Youngblood, Jon	2000

Z

Zacher, Todd	1980, 81
Zambrana, Luis	1979, 80
Zane, Kelly	1987, 88

Jay Sawatski



2008 SEASON

HISTORY



Razorback Baseball Radio Network

For the 17th-consecutive year, every pitch of the Arkansas baseball season can be heard on the Razorback Baseball Radio Network, spanning 23-plus stations across the state.

The Razorback Baseball Radio Network is one of the largest collegiate baseball radio networks in the nation. Every game can also be heard in Little Rock on KWBF 101.1 FM

Flagship station KFAY (1030 AM) in Fayetteville will once again broadcast every regular season and postseason game.

Chuck Barrett returns to the booth for his 17th season as the network's play-by-play announcer. He has served in that capacity since the Razorbacks' inaugural SEC campaign in 1992. In the summer of 2007, Barrett also became the radio voice of the Arkansas football team and was named the athletic department's director of broadcasting.

A native of Clarksville, Ark., Barrett also hosts The Bobby Petrio Show, is the host of the Razorback Classics television show, a speaker at Razorback Club meetings and handles all voice-over work for the department.

Former UA Sports Information Director Rick Schaeffer returned to the Razorback baseball broadcast booth in 2001 after a five-year absence. Schaeffer resumed the role of color analyst he held during the 1995 season and handles play-by-play duties when Barrett is unavailable.

Schaeffer served 24 years in the UA Men's Sports Information Office, the last 21 as director. Arkansas fans know him best as the color analyst for Razorback basketball radio broadcasts from 1976-2000 and in the same capacity on football broadcasts from 1990-1999. He rejoined the basketball radio broadcasts in 2004. Schaeffer also co-hosts a local radio show and a weekly television sports talk show.

As general manager of the Razorback Baseball Radio Network, Matt Shanklin began the network in 1992 with three stations and has directed its expansion to its current roster of 25-plus stations.

In addition to his duties as associate athletics director for marketing and licensing, Shanklin's primary responsibilities as network general manager include advertising sales, affiliate relations, program formatting and distribution with the assistance of UA Marketing Coordinator Jason Suitt and UA Marketing Assistant Kurtis Mason.



Chuck Barrett



Rick Schaeffer

Network Flagship Station

KFAY 1030 AM, Farmington/Fayetteville

Network Affiliate Stations:

KXIO 106.9 FM, Clarksville
KASR 92.7 FM, Conway
KAGH 104.9 FM, Crossett
KELD 1400 AM, El Dorado
KZRA 1590 AM, Fayetteville
KKEG 92.1 FM, Fayetteville
KHGG 1580 AM, Fort Smith
KHGG 103.1 FM, Fort Smith
KNWA 1600 AM, Harrison
KCWD 96.1 FM, Harrison
KFFA 1360 AM, Helena
KFFA 103.1 FM, Helena
KXAR 1490 AM, Hope
KWBF 101.1 FM, Little Rock
KTTG 96.3 FM, Mena/Barling
KOMT 107.5 FM, Mountain Home
KURM 790 AM, Rogers/Springdale
KURM 100.3 FM, Rogers/Southwest City, Mo.
KARV 610 AM, Russellville
KARV 101.3 FM, Russellville
KWAK 1240 AM, Stuttgart
KWYN 1400 AM, Wynne

www.hogwired.com's RazorZone

Cox Cable - Northwest Arkansas Channel 76

Network affiliates will carry SEC games and all SEC and NCAA Tournament action.

Play-By-Play Crew: Chuck Barrett & Rick Schaeffer

Contact Names:

Matt Shanklin, General Manager
University of Arkansas Athletic Department
Broyles Athletic Complex
P.O. Box 7777
Fayetteville, AR 72701-7777
(479) 575-7404
Fax (479) 575-8757

Razorback Baseball Radio Network - Hispanic

In 2007 the Razorback Baseball Radio Network added a Hispanic broadcast for a selected number of Arkansas baseball games.

In 2008 that network expands coverage to 15 games as Carlos Chicas and Jose Lopez bring you Arkansas Razorback baseball action on 1590 AM La Maquinia in Fayetteville/Springdale and 1580 AM ESPN Deportes in Fort Smith. Chicas will provide the play-by-play while Lopez provides color commentary.

In addition to Razorback baseball games, Chicas and Lopez have provided play-by-play for Lady Razorback games as well. Chicas and Lopez are the hosts of Univision's Razorbacks In Espanol, which highlights Latino Razorback student-athletes and promotes the Razorbacks in the Latino community.

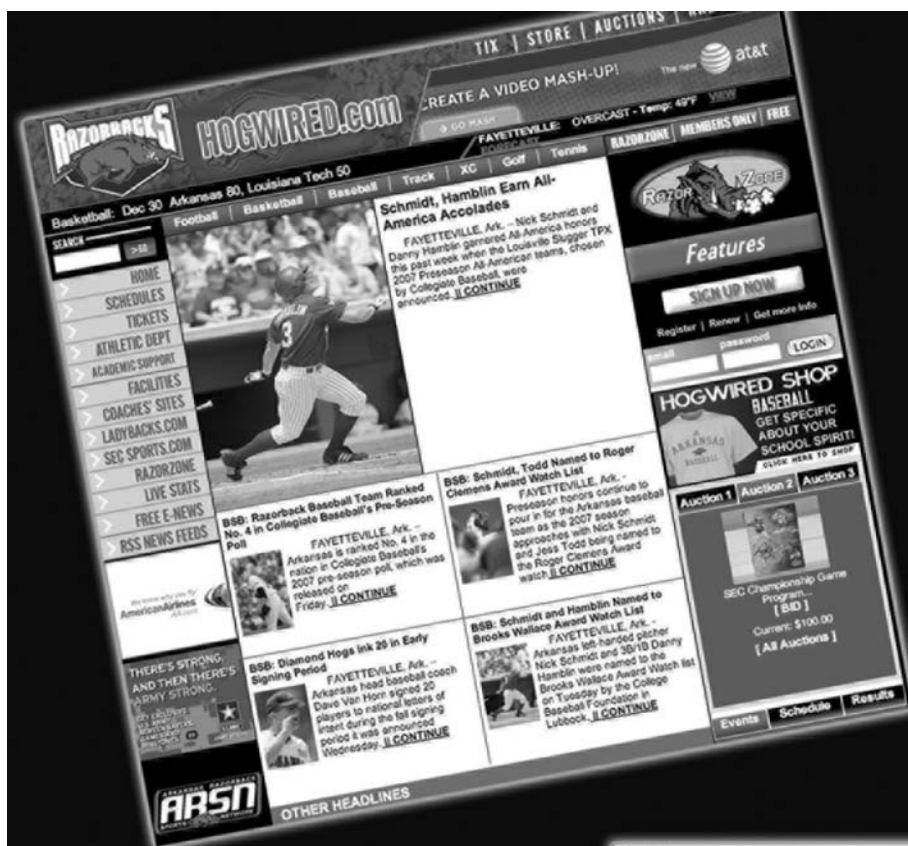
Chicas has also done play-by-play for the MLS' Kansas City Wizards. He is a former professional soccer player that turned pro at the age of 15 in Guatemala. Chicas is the father of Carley Isabel and Carlitos Aldahir.



Carlos Chicas (left) and Jose Lopez (right) during a Spanish broadcast last season.



BASEBALL



**KEEP UP WITH
THE HOGS AT**



PRESENTED BY



LIVE AUDIO OF ALL GAMES

**LIVE VIDEO WITH AUDIO
OF MOST HOME GAMES**

**ALSO...
PRESS CONFERENCES
AND PLAYER FEATURES**



Dave Van Horn.com

DaveVanHorn.com is the site to find out more about the University of Arkansas head baseball coach Dave Van Horn and the Razorback baseball program.

The site features information on the history of the UA program. The site also features Van Horn's summer camps, biographies on all coaches and student-athletes as well as Baum Stadium at George Cole Field.

Dave Van Horn.com also has a virtual tour of Baum Stadium among many other features.



2008 SEASON



WEBSITES



IN MEMORY

18 SEASONS (1990-2007)

RAZORBACK BASEBALL PUBLIC ADDRESS ANNOUNCER

LARRY SHANK






CASEY COON



SHAUN SEIBERT



TRAVIS HILL



BEN TSCHAPIKOW



SEAN JONES



TIM SMALLING

LOGAN FORSYTHE

- > Member of the 2007 USA National Team
- > Candidate for All-America and All-SEC Honors
- > 2008 Brooks Wallace Award Watch List



2008 ARKANSAS BASEBALL SCHEDULE

DATE	TEAM	LOCATION	TIME
Feb. 22	Wright State	Fayetteville	3:05 p.m.
Feb. 23	Wright State	Fayetteville	1:05 p.m.
Feb. 24	Wright State	Fayetteville	12:05 p.m.
Feb. 26	SE Missouri State	Fayetteville	3:05 p.m.
Feb. 27	Kansas	Fayetteville	3:05 p.m.
Feb. 29	Louisiana Tech (CST)	College Station, Texas	12:30 p.m.
March 1	Texas A&M (CST)	College Station, Texas	6:30 p.m.
March 2	Ohio State (CST)	College Station, Texas	11 a.m.
March 4	South Dakota State	Fayetteville	3:05 p.m.
March 5	South Dakota State	Fayetteville	3:05 p.m.
March 7	Siena	Fayetteville	6:35 p.m.
March 8	Siena	Fayetteville	12:05 p.m.
March 9	Siena	Fayetteville	12:05 p.m.
March 11	Arizona State	Tempe, Ariz.	4:30 p.m.
March 12	Arizona State	Tempe, Ariz.	4:30 p.m.
March 14	*Georgia	Fayetteville	6:35 p.m.
March 15	*Georgia	Fayetteville	12:05 p.m.
March 16	*Georgia	Fayetteville	12:05 p.m.
March 18	Nebraska	Lincoln, Neb.	1 p.m.
March 19	Nebraska	Lincoln, Neb.	1 p.m.
March 21	*LSU (CST)	Baton Rouge, La.	7 p.m.
March 23	*LSU	Baton Rouge, La.	3 p.m.
March 23	*LSU (CST)	Baton Rouge, La.	1 p.m.
March 25	Centenary	Fayetteville	6:35 p.m.
March 26	Centenary	Fayetteville	3:05 p.m.
March 28	*Vanderbilt	Nashville, Tenn.	6 p.m.
March 29	*Vanderbilt	Nashville, Tenn.	2 p.m.
March 30	*Vanderbilt	Nashville, Tenn.	1 p.m.
April 1	Missouri State	Springfield, Mo.	7 p.m.
April 2	Mississippi Valley St.	Fayetteville	6:35 p.m.
April 4	*Auburn	Fayetteville	6:35 p.m.

DATE	TEAM	LOCATION	TIME
April 5	*Auburn	Fayetteville	2:05 p.m.
April 6	*Auburn	Fayetteville	1:05 p.m.
April 8	Oral Roberts	Fayetteville	6:35 p.m.
April 11	*Florida	Gainesville, Fla.	5:35 p.m.
April 12	*Florida	Gainesville, Fla.	3 p.m.
April 13	*Florida	Gainesville, Fla.	12 p.m.
April 15	Oral Roberts	Tulsa, Okla.	7 p.m.
April 18	*Tennessee (CST)	Fayetteville	6:35 p.m.
April 19	*Tennessee	Fayetteville	2:05 p.m.
April 20	*Tennessee	Fayetteville	12:05 p.m.
April 22	Northern Colorado	Fayetteville	6:35 p.m.
April 23	Northern Colorado	Fayetteville	1:05 p.m.
April 25	*Ole Miss	Oxford, Miss.	6:30 p.m.
April 26	*Ole Miss	Oxford, Miss.	4 p.m.
April 27	*Ole Miss	Oxford, Miss.	1 p.m.
April 30	Missouri State	Fayetteville	6:35 p.m.
May 2	*Alabama (CST)	Fayetteville	6:35 p.m.
May 3	*Alabama	Fayetteville	2:05 p.m.
May 4	*Alabama	Fayetteville	1:05 p.m.
May 9	*South Carolina	Fayetteville	6:35 p.m.
May 10	*South Carolina	Fayetteville	2:05 p.m.
May 11	*South Carolina	Fayetteville	12:05 p.m.
May 15	*Mississippi St.	Starkville, Miss.	6:30 p.m.
May 16	*Mississippi St.	Starkville, Miss.	6:30 p.m.
May 17	*Mississippi St. (FSN)	Starkville, Miss.	3 p.m.
May 21-25	SEC Baseball Tournament	Hoover, Ala.	TBA
May 30-June 2	NCAA Regionals	TBA	TBA
June 5-8	NCAA Super Regionals	TBA	TBA
June 14-25	NCAA College World Series	TBA	TBA

Home Game in **Bold** - All Times Central | *SEC Games - CST (Cox Sports) - FSN (Fox Sports Net)