

# ARKANSAS BASEBALL



PITCHER  
JUSTIN WELLS

RIGHT FIELDER  
CHASE LEAVITT

UTILITY  
ANDREW DARR

SHORTSTOP  
SCOTT LYONS

SECOND BASEMAN  
BEN TSCHAPIKOW

CATCHER  
RYAN CISTERNA



# BAUM STADIUM

REPEATEDLY NAMED THE  
NATION'S TOP COLLEGIATE STADIUM





# Table of Contents / Quick Facts



## Arkansas Baseball ..... 1-14

Traditions .....	2-3
Game Day .....	4-5
Major League Razorbacks .....	6
Strength Training .....	7
Travel .....	8
Razorbacks in the Community .....	9
2009 Outlook .....	10-11
2009 Roster .....	12-13
2009 Schedule .....	14

## Coaches/Players ..... 15-68

Head Coach Dave Van Horn .....	16-19
Asst. Coach Todd Butler .....	20-21
Asst. Coach Dave Jorn .....	22-23
Baseball Support Staff .....	24-25
Diamond Dolls .....	26
RBI Girls .....	27
Mike Bolsinger .....	28-29
Ryan Cisterna .....	30-31
Andrew Darr .....	32-33
Brett Eibner .....	34-35
Thomas Hauskey .....	36-37
Jacob House .....	38-39
Dallas Keuchel .....	40-41
Chase Leavitt .....	42-43
Scott Limbocker .....	44-45
Scott Lyons .....	46-47
James Mahler .....	48-49
Sam Murphy .....	50-51
Stephen Richards .....	52-53

Ben Tschepikow .....	54-55
Justin Wells .....	56-57
Andy Wilkins .....	58-59
Newcomers .....	60-67

## Facilities ..... 69-76

Baum Stadium .....	70-75
George Cole Field .....	76

## 2008 Season Review ..... 77-92

Season Review .....	78-79
Statistics .....	80
SEC Statistics .....	81
Results .....	82
Batting Orders .....	83
Defensive Starters .....	84
Game-by-Game Hitting .....	85
Game-by-Game Pitching .....	86
Honors .....	87
Razorbacks in Summer Ball .....	88-89
The SEC / Standings .....	90
SEC Team Stats .....	91

## History ..... 93-138

Baseball History .....	94-95
College World Series Teams .....	96-100
NCAA Postseason .....	101
SEC Postseason .....	102
All-Americans .....	103
All-Conference .....	104
Razorbacks in the Pros .....	105
MLB Draft Picks .....	106-107
Lettermen .....	108-111

Year-by-Year Results .....	112
Team Records .....	113-116
Individual Records .....	117-118
Career Batting Records .....	119
Season Batting Records .....	120
Career Pitching Records .....	121
Season Pitching Records .....	122
Year-by-Year Statistics .....	123-124
Season Leaders .....	125-127
All-Time Results .....	128-138

## Media Information ..... 139-150

Opponents .....	140-147
Media Info .....	148-149
Baseball Radio Network .....	150

## Univ. of Arkansas ..... 151-176

University of Arkansas .....	152
Administration .....	156
Academic Support .....	157
Honors & Awards .....	159
Graduates .....	160
Razorbacks in the Community .....	161
Jeff Long .....	162
Senior Administrative Staff .....	164
Razorback Foundation .....	166
Famous Razorbacks .....	167
Home of Champions .....	168
Athletic Facilities .....	170
Strength and Conditioning .....	173
Traditions .....	174
Fayetteville .....	176

## School Information

Location: .....	Fayetteville, Arkansas
Founded: .....	1871
Enrollment: .....	19,191
Nickname: .....	Razorbacks
School Colors: .....	Cardinal and White
Conference: .....	Southeastern (Western Div.)
Chancellor: .....	Dr. G. David Gearhart
System President: .....	Dr. B. Alan Sugg
Athletic Director: .....	Jeff Long
Faculty Athletic Rep: .....	Howard Brill
Athletics Website: .....	ArkansasRazorbacks.com
Ticket Office Phone: .....	1-800-982-HOGS

## Baseball Stadium

Home Facility:	Baum Stadium at George Cole
Field Capacity:	..... 10,737 (8,237 Chairbacks)
Stadium Opening:	..... April 13, 1996
Field Dimension:	..... Lines - 320, Alleys - 375, Center - 400
Surface:	..... Grass

## Coaching Staff

Head Coach: .....	Dave Van Horn
Record at Arkansas: .....	235-134 (6 seasons)
As a Head Coach: .....	820-374 (20 seasons)
Pitching Coach: .....	Dave Jorn
Recruit Coord./Hitting/OF: .....	Todd Butler
Vol. Asst. Catchers/Hitting: .....	Chris Curry
Dir. of Baseball Operations .....	Clay Goodwin
Baseball Assoc./Camp Coord: .....	Kelly Moore
Baseball Office Phone: .....	(479) 575-3655
Baseball Office Fax: .....	(479) 575-5223

## Athletic Media Relations

Assoc. AD/MRD: .....	Kevin Trainor
Asst MRD/Baseball: .....	Phil Pierce
Office Phone: .....	(479) 575-7430
Office Fax: .....	(479) 575-7481
Office E-mail: .....	ppierce@uark.edu
Press Box (Media Only): .....	(479) 575-4141

## 2008 Team Information

Lettermen Returning/Lost: .....	16/12
Pos. Starters Returning/Lost: .....	5/4
Pitchers Returning/Lost: .....	8/5
Newcomers: .....	19
Top Returning Players: .....	Brett Eibner (OF), Dallas Keuchel (LHP), Chase Leavitt (OF), Stephen Richards (LHP), Justin Wells (RHP), Andy Wilkins (1B)

## 2008 Review

Overall Record:.....	34-24
SEC Record:.....	14-15
SEC Tournament: .....	N/A
SEC Finish: . 4th SEC Western Division	
Postseason:.....	0-2
	NCAA Stanford Regional
Final RPI: .....	38





# Traditions

## ARKANSAS BASEBALL











# Arkansas Game Day

ARKANSAS BASEBALL





# Arkansas Game Day



ARKANSAS BASEBALL







# Razorbacks in Major League Baseball

ARKANSAS BASEBALL



Arkansas has produced **37 current or former Major League Baseball players** over the years. Current Razorbacks in the pros include **2008 Cy Young Award winner Cliff Lee** of the Cleveland Indians and **2002 American League Rookie of the Year Eric Hinske**.

Former Razorbacks Tom Pagnozzi and Johnny Ray were each selected to the MLB All-Star Game

Razorback players have played for 27 of the 30 teams in Major League Baseball

Former Razorback Scott Pose was the first hitter to come to the plate for the expansion Florida Marlins in 1993



Counter-clockwise from top: Cliff Lee, Tom Pagnozzi, Eric Hinske and former Razorbacks Ronn Reynolds (Mets), Kevin McReynolds (Padres), Tim Lollar (Red Sox) and Johnny Ray (Pirates) pose with former Razorback head coach Norm DeBriyn.





# Strength Training



ARKANSAS BASEBALL



The Vertimax works on lower body power and shock absorption. The strength built in this exercise helps Brett Eibner track down balls in center field.



The front split squat builds the core, hip mobility and lower body strength. This activity helps Andy Wilkins both at the plate and in the field as he makes the stretch at first.

This single leg squat helps with balance, coordination and lower body strength which are vital factors to a pitcher like Dallas Keuchel.



The Razorbacks use the sled push to build lower body strength. Shifting the load from leg to leg requires a stable core and helps the Razorbacks get out of the batter's box quickly.







The Razorbacks use a variety of travel modes during the season from commercial airlines to charter buses and even charter aircraft. Here is a look at some of the travel accommodations that the Razorbacks will enjoy in 2009.





# Razorbacks in the Community



## ARKANSAS BASEBALL



The Baseball team is involved in many community service efforts throughout the year including reading at local elementary schools, speaking to classes about making good choices and encouraging fitness at the grass roots level. The holiday season of 2008 saw the Razorbacks adopt four children and raise more than \$600 for essential needs and presents.







The 2009 Arkansas baseball season promises to be one of excitement in, and around, the friendly confines of Baum Stadium. A veteran team with a dynamic recruiting class faces one of the toughest schedules in the country this spring, beginning with Washington State on February 20 at 3:05 p.m.

The Razorback schedule includes: 37 home games against four teams that are ranked among the nation's pre-season top 25, 15 against Southeastern Conference opponents, eight against the Pac 10 and five versus the Big 12.

"This is a great schedule for our fans," Arkansas head coach Dave Van Horn said. "Nationally, our schedule is second to none. We spent some time on the road last year so that we could give the Razorback fans a great slate of games this season. This is just another confirmation that we have done the right thing for our fans that have been so supportive of us over the years."


Van Horn's comments were supported by SEBaseball.com who rated the Hogs schedule as the best in the SEC. SEBaseball paid particular attention to the strength of Arkansas' mid-week contests which include two-game sets with Kansas, Nebraska and Arizona State to name a few.

The off-season accolades didn't end with Arkansas' schedule. Rivals.com pronounced Baum Stadium as the best stadium in the country in October. The Rivals story mentioned the atmosphere at Baum as well as its amenities as main factors for its choice.

A top notch schedule and great facility are instrumental to bringing the fans to the ballpark, but it takes baseball players to produce wins and make a run in the postseason. Fortunately for the Razorbacks, a solid group of returnees was joined by a unanimous top 10 recruiting class, which should keep those in attendance happy throughout the season.

### Position Players

The Razorbacks maintain great potential around the diamond, and the 2009 team could be the deepest in recent memory. Five starters remain from last season's lineup, which nearly set the school record for home runs in a season. The addition of big bats from the incoming players could make the decade old home run record (as well as several other offensive records) a distant memory.



Ryan Cisterna

A position where the Razorbacks were thin last season was catcher, but the addition of a pair of freshmen has the coaching staff thrilled with the possibilities. Senior Ryan Cisterna started 43 games for the Hogs last season and enters the spring as the man to beat. A quicker bat and better plate recognition should help one of the best defensive catchers in the nation flourish in 2009. Cisterna will be pushed by freshman James McCann, who has impressed the Razorback coaches with his handling of the pitching staff and his hitting abilities. If either player should get injured, junior Tom Hauskey could fill the void. A Springdale, Ark., native, Hauskey showed massive improvement at the plate during the fall. Freshman Zac Russell could also factor into the catcher position.

"This is probably the best set of catchers that we've had as a whole since I've been here," Van Horn said. "Cisterna is very experienced and did an outstanding job for us last season. We think that he'll have a big senior year. James (McCann) showed us this fall that if you run he'll throw you out and Tom (Hauskey) has really improved. Our freshmen are very physical and I feel great about our catching."

At the corner infield positions, the Razorbacks feel that they have significant pop at the plate. First base will be patrolled by the Andy Wilkins, Jacob House and Andrew Darr trio, while the hot corner will be occupied by Zack Cox, Wilkins and Tim Carver.

Wilkins spent most of his time at first this summer in the Cape Cod League, but returned to third in the fall. Darr played both first and third throughout the summer and improved at both positions. Cox was named Mr. Baseball in the state of Kentucky last year and was a 20th-round draft pick by the Los Angeles Dodgers at third base.

"I think that we'll be as solid as anyone at first base this season," Van Horn said. "Andy (Wilkins) started there last year when he wasn't injured and House might be our best defensive player at the position based on the fall. Zack Cox had a tremendous fall and worked really hard on his defense. Carver is a very good defender and could start at third or come in late for defensive purposes."

The middle infield is perhaps Arkansas' deepest position, with six players vying for the two spots. Senior co-captain Ben Tschepikow returns to second base and has good chemistry with fellow senior Scott Lyons, who started 27 games at shortstop last season. Carver has shown vast improvement over the last year and could make a run for the starting shortstop position, giving Arkansas healthy competition to one of the most demanding positions on the field. Newcomer Bo Bigham should give Van Horn options if he decides to shake up the lineup.

"We'll have three players up the middle most of the time," Van Horn said. "Ben (Tschepikow) is back for his senior year and leads by example. I think that Lyons and Carver will see time at shortstop. I believe that we have some solid players with experience here which helps us tremendously. Bo Bigham is a guy that was known for his bat in high school but really focused on his defense this fall and realized how important that is at this level."

The Razorbacks return two-thirds of their starting outfield from last season and should have vast depth at the position as nine players could see time. Senior co-captain Chase Leavitt earned the right field position after improving his defensive capabilities and proving he was a strong leadoff hitter. Sophomore Brett Eibner returns to center field as a player to watch, and SEBaseball has already tabbed the Texas





Ben Tschepikow

native as a key to the Razorbacks' success. Improved pitch recognition should have the former fourth-round draft pick ready to make an impact.

Left field could be an open position until one of the Razorback outfielders step up. Players like House, Darr and Travis Sample go into spring with an early edge based on the fall. House and Darr each saw time in left last season, while Sample joins the Razorback program from Howard Junior College with a big stick. Freshmen Seth Gardner, Collin Kuhn and Jarrod McKinney may also play a role for the Hogs in the outfield as backups or in left.

"We are very fortunate in the outfield," Van Horn said. "In right we have Chase Leavitt who was our top hitter last season. He led us in batting average and on-base percentage. Brett Eibner started almost every game in center and has experience. House worked on his defense and I see him playing a lot along with Sample. I feel good about the position and feel that five or six guys can contribute both offensively and defensively."

Last season the Razorbacks used more than 20 lineups, but feel that number could go way down in 2009. The table setters are in place with Leavitt and Tschepikow hitting 1-2, a place they are familiar with, having done so 21 times during the 2008 season. Leavitt's keen eye at the plate and speed allowed him to produce a .518 on-base percentage last season, and Tschepikow's handling of the bat makes him a threat to move a runner every time he approaches the plate.

The middle of the Arkansas lineup will boast the likes of Wilkins, Eibner, Cisterna and House as well as newcomers Cox and Sample, which will improve production significantly from last season. Arkansas' returnees in the middle of the order accounted for 31 doubles, 30 home runs and 129 RBI last season, their first in Arkansas uniforms. Eibner was the first true freshman to lead the Razorbacks in RBI since Jeff King in 1984.

### The Pitching Staff

There are some questions that surround the Razorback pitching staff this season, but as a whole, the group should be much improved from last year. The addition of seven new arms from the high school and junior college ranks should give the Razorbacks the bullpen that they so desired last season. Several of those arms could quickly become weekend starters and displace the left-right tandem of Dallas Keuchel and Justin Wells, who return from the 2008 team.

"We have considerably more depth this season than we had last," Van Horn said. "We now have options that we didn't have last season when we only had four or five dependable arms on staff."

Keuchel took his 2008 campaign, where he made 11 starts and posted a 4-3 record, into the Cape Cod League, where he flourished into an All-Star for the Wareham Gatemen. Keuchel is the Razorbacks most experienced starting pitcher and could be the Friday-night starter when Southeastern Conference play rolls around.

Wells' value to the Razorbacks could take many forms this season. The Arkansas coaches know that he can be an effective starting pitcher but his rubber arm could make him a valuable asset in the bullpen as either a long reliever or everyday closer.

If the Razorbacks move Wells to the bullpen then they will have to find a pair of starters from returnees Mike Bolsinger and James Mahler, or junior college transfers, Bryan Bingham, T.J. Forrest and Jeremy Heatley. Bolsinger spent his 2008 season in the bullpen, but started for the McKinney Marshals of the Texas Collegiate League this summer and was named Pitcher of the Year. Mahler, like Wells, could be an asset, either as a starter or in the bullpen. Arkansas will also take a look at redshirt freshman Drew Smyly in a starters role but plan to take things slowly with the lefty as he recovers from early spring surgery.

In the bullpen, Arkansas does not return many arms, but Stephen Richards is a left-handed ace that has proved his worth. Richards was Arkansas' best arm in the bullpen last season and was effective against both right- and left-handed batters. He struck out 36 batters in 26-plus innings in 17 appearances.

The remainder of the Arkansas pitching staff is made up of a steady dose of lefties. Trevor Cousineau, Geoffrey Davenport, Zack Hall, Christian Kowalchuk and Scott Limbocker are all southpaws with the ability to start or come in for relief. Sam Murphy rounds out the staff, and was a reliable mid-week starter for the Razorbacks last season.



Justin Wells







No.	Name	Pos.	B/T	Ht.	Wt.	Class-Exp.	Hometown/HS/JC
1	Ben Tschepikow	INF	L/R	5-11	200	Sr.-3L	Fayetteville, Ark./Fayetteville HS
3	Scott Lyons	INF	R/R	6-0	185	Sr.-1L	Covina, Calif./Charter Oak HS/CSNU/Mt. San Antonio [Calif.] JC
5	Seth Gardner	OF	R/R	6-4	200	Fr.-HS	Dallas, Texas/Highland Park HS
6	Ryan Cisterna	C	R/R	6-2	210	Sr.-1L	Gilbert, Ariz./Gilbert HS/Chandler-Gilbert [Ariz.] JC
7	Zack Cox	INF/RHP	L/R	6-0	215	Fr.-HS	Louisville, Ky./Pleasure Ridge Park HS
8	Chase Leavitt	OF/INF	L/R	6-0	190	Sr.-1L	St. George, Utah/Snow Canyon HS/Dixie College/CCSN
9	Jacob House	OF/1B	L/L	6-4	190	So.-1L	Mansfield, Texas/Timberview HS
10	Kendall Wehrle	INF/RHP	L/R	6-3	195	Fr.-HS	Papillion, Neb./Papillion-La Vista South HS
11	Jonathan Perlman	INF	L/R	6-0	175	Fr.-HS	Dallas, Texas/Highland Park HS
12	Bo Bigham	INF	R/R	5-11	170	Fr.-HS	Texarkana, Ark./Arkansas HS
14	Jarrod McKinney	OF	R/R	6-0	200	Fr.-HS	Hughes Springs, Texas/Hughes Springs HS
15	T.J. Forrest	RHP	R/R	6-6	175	Jr.-TR	Bossier City, La./Haughton HS/Bossier Parish CC
16	Travis Sample	OF	R/R	6-1	200	So.-TR	Dallas, Texas/Lake Highlands HS/Howard JC
17	Andy Wilkins	INF	L/R	6-2	225	So.-1L	Broken Arrow, Okla./Broken Arrow HS
18	Tim Carver	INF	R/R	5-11	179	Fr.-RS	Fayetteville, Ark./Fayetteville HS
19	Tom Hauskey	C	R/R	5-11	193	Jr.-2L	Springdale, Ark./Springdale HS
20	Zac Russell	C	R/R	5-10	205	Fr.-HS	Bulverde, Texas/Smithson Valley HS
21	Kyle Atkins	OF	R/R	5-11	185	Fr.-HS	DeQueen, Ark./DeQueen HS
24	Brett Eibner	OF/RHP	R/R	6-4	210	So.-1L	Houston, Texas/The Woodlands HS
25	Collin Kuhn	OF/INF	R/R	5-11	190	Fr.-RS	Beaver Dam, Wis./Beaver Dam HS
27	James McCann	C	R/R	6-3	210	Fr.-HS	Santa Barbara, Calif./Dos Pueblos HS
29	Dallas Keuchel	LHP	L/L	6-3	200	Jr.-2L	Tulsa, Okla./Bishop Kelley HS
30	Justin Wells	RHP	R/R	6-0	182	Sr.-1L	Bryant, Ark./Bryant HS/Texarkana College
32	Mike Bolsinger	RHP	R/R	6-2	212	Jr.-1L	McKinney, Texas/North McKinney HS/Grayson [Texas] CC
33	Drew Smyly	LHP	L/L	6-4	190	Fr.-RS	Little Rock, Ark./Central HS
34	Jeremy Heatley	RHP	R/R	6-2	221	Jr.-TR	Breckenridge, Texas/Breckenridge HS/TX A&M-Kingsville/North Lake Col.
35	Christian Kowalchuk	LHP	L/L	6-1	185	Jr.-TR	Saskatoon, Saskatchewan/Seward CC
36	Scott Limbocker	LHP	L/L	6-3	220	So.-1L	Overland Park, Kan./Blue Valley North HS
37	Trevor Cousineau	LHP	L/L	6-5	220	Fr.-HS	Davison, Mich./Davison HS
38	Bryan Bingham	RHP	R/R	6-6	210	Jr.-TR	Allen, Texas/Allen HS/Dallas Baptist/Navarro College
42	James Mahler	RHP	R/R	6-6	240	So.-1L	Sandy, Utah/Jordan HS
44	Andrew Darr	OF/1B	R/R	6-2	203	Sr.-1L	Gilbert, Ariz./Mesquite HS/Chandler-Gilbert [Ariz.] JC
45	Sam Murphy	RHP	R/R	6-0	207	So.-1L	Omaha, Neb./Westside HS
47	Geoffrey Davenport	LHP	L/L	6-1	160	Fr.-HS	Ft. Worth, Texas/Paschal HS
48	Zack Hall	LHP	L/L	6-1	190	Fr.-HS	Springdale, Ark./Har Ber HS
49	Stephen Richards	LHP	L/L	5-11	175	Jr.-2L	Plano, Texas/Plano East HS

**Coaches**

Head Coach:.....2 .....Dave Van Horn

Assistant Coach:.....22 .....Todd Butler

Assistant Coach:.....31 .....Dave Jorn

Volunteer Coach: .....4 .....Chris Curry

**Support Staff**

Director of Operations: ..... Clay Goodwin

Admin. Associate:..... Kelly Moore

**Athletic Trainers**

Head Athletic Trainer:..... Dave England

Graduate Asst. Trainer:..... Masa Abe

**Managers**

Zac Bottoms

Danny Hamblin

Travis Hill

**Pronunciation Guide**

Mike BOLSINGER..... bowl • SINGER • er  
 Ryan CISTERNA .....CYST • urn • a  
 Trevor COUSINEAU ..... coo • SIN • o  
 Brett EIBNER ..... EYEB • ner  
 Tom HAUSKEY ..... HOUSE • ski  
 Dallas KEUCHEL ..... KEYE • cul  
 Christian KOWALCHUK ..... KO • wall • chuck  
 Collin KUHN..... CUEN  
 Chase LEAVITT .....LEV • it  
 Scott LIMBOCKER.....lim • BOCK • er  
 James MAHLER .....MAY • ler  
 Drew SMYLY..... smile • EE  
 Ben TSCHAPIKOW ..... SHEP • uh • kov  
 Kendall WEHRLE ..... WHIRL • e



# 2009 Alphabetical Roster / Breakdown



No.	Name	Pos.
21	Kyle Atkins	OF
12	Bo Bigham	INF
38	Bryan Bingham	RHP
32	Mike Bolsinger	RHP
18	Tim Carver	INF
6	Ryan Cisterna	C
37	Trevor Cousineau	LHP
7	Zack Cox	INF/RHP
44	Andrew Darr	OF/1B
47	Geoffrey Davenport	LHP
24	Brett Eibner	OF/RHP
15	T.J. Forrest	RHP
5	Seth Gardner	OF
48	Zack Hall	LHP
19	Tom Hauskey	C
34	Jeremy Heatley	RHP
9	Jacob House	OF/1B
29	Dallas Keuchel	LHP
35	Christian Kowalchuk	LHP
25	Collin Kuhn	OF/INF
8	Chase Leavitt	OF/INF
36	Scott Limbocker	LHP
3	Scott Lyons	INF
42	James Mahler	RHP
27	James McCann	C
14	Jarrold McKinney	OF
45	Sam Murphy	RHP
11	Jonathan Perlman	INF
49	Stephen Richards	LHP
20	Zac Russell	C
16	Travis Sample	OF
33	Drew Smyly	LHP
1	Ben Tschepikow	INF
10	Kendall Wehrle	INF
30	Justin Wells	RHP
17	Andy Wilkins	INF

## Roster Breakdown

### By Class

Seniors:..... 6	Cisterna, Darr, Leavitt, Lyons, Tschepikow, Wells
Juniors:..... 8	Bingham, Bolsinger, Forrest, Hauskey, Heatley, Keuchel, Kowalchuk, Richards
Sophomores:..... 7	Eibner, House, Limbocker, Mahler, Murphy, Sample, Wilkins
Redshirt Freshmen:..... 3	Carver, Kuhn, Smyly
Freshmen:..... 12	Atkins, Bigham, Cousineau, Cox, Davenport, Gardner, Hall, McCann, McKinney, Perlman, Russell, Wehrle

### By Position

Catchers:..... 4	Cisterna, Hauskey, McCann, Russell
Infielders:..... 8	Bigham, Carver, Cox, Lyons, Perlman, Tschepikow, Wehrle, Wilkins
Outfielders:..... 9	Atkins, Darr, Eibner, Gardner, House, Kuhn, Leavitt, McKinney, Sample
Pitchers:..... 15	Bingham, Bolsinger, Cousineau, Davenport, Forrest, Hall, Heatley, Keuchel, Kowalchuk, Limbocker, Mahler, Murphy, Richards, Smyly, Wells

### By State

Arizona:..... 2	Cisterna, Darr
Arkansas:..... 8	Atkins, Bigham, Carver, Hall, Hauskey, Smyly, Tschepikow, Wells
California:..... 2	Lyons, McCann
Kansas:..... 1	Limbocker
Kentucky:..... 1	Cox
Louisiana:..... 1	Forrest
Michigan:..... 1	Cousineau
Nebraska:..... 2	Murphy, Wehrle
Oklahoma:..... 2	Keuchel, Wilkins
Saskatchewan:..... 1	Kowalchuk
Texas:..... 12	Bingham, Bolsinger, Davenport, Eibner, Gardner, Heatley, House, McKinney, Perlman, Richards, Russell, Sample
Utah:..... 2	Leavitt, Mahler
Wisconsin:..... 1	Kuhn






















































































# 2009 Schedule

## ARKANSAS BASEBALL

February / March				19	3:05 p.m. 	1:05 p.m. 
1:05 p.m. 	23	3:05 p.m. 	3:05 p.m. 	26	3:05 p.m. 	1:05 p.m. 
1 1:05 p.m. 	2	3 3:05 p.m. 	4 3:05 p.m. 	5	6 6:35 p.m. 	7 2:05 p.m. 
8 1:05 p.m. 	9	10 6 p.m. 	11 3 p.m. 	12	13 6:35 p.m. 	14 2:05 p.m. 
15 1:05 p.m. 	16	17 6:35 p.m. 	18 3:05 p.m. 	19	20 6 p.m. 	21 3 p.m. 
22 1 p.m. 	23	24	25 6:35 p.m. 	26	27 6:35 p.m. 	28 2:05 p.m. 
29 1:05 p.m. 	30	31 6:30 p.m. 				
April			1	2	3 6 p.m. 	4 3 p.m. 
5 12:30 p.m. 	6	7 6:35 p.m. 	8 6:35 p.m. 	9	10 6:35 p.m. 	11 3:05 p.m. 
12 1:05 p.m. 	13	14 6:35 p.m. 	15 3:05 p.m. 	16	17 6 p.m. 	18 Noon 
19 1 p.m. 	20	21 6:35 p.m. 	22	23	24 6 p.m. 	25 3 p.m. 
26 Noon 	27	28 6:35 p.m. 	29	30		
May					1 6:35 p.m. 	2 2:05 p.m. 
3 1:05 p.m. 	4	5	6	7	8 6:30 p.m. 	9 4 p.m. 
10 2 p.m. 	11	12 6:35 p.m. 	13	14 6:35 p.m. 	15 6:35 p.m. 	16 2:05 p.m. 
17	18	19	20 	21 	22 	23 
24 	25	26	27	28	29 	30 
31 						
	1 	2	3	4	5 	6 
7 	8 	9	10	11	12 	13 
14 	15 	16 	17 	18 	19 	20 
21 	22 	23	June			





Coaches & Players





# Head Coach Dave Van Horn

COACHES/PLAYERS



How do you replace a retiring legend? Look to one of the many disciples the legend inspired, and in Arkansas' case, Dave Van Horn. The Razorbacks faced this dilemma in June of 2002 as it looked to fill the vacancy left by Norm DeBriyn. What Van Horn has done in his six seasons as the skipper of the Razorbacks has the Hogs on course to new levels of achievement and has made Arkansas a team to watch every season.

The highly decorated coach holds both individual and team honors throughout his 20-year coaching resumé, beginning at Texarkana (Texas) Community College to the present. He has been named national coach of the year twice, regional coach of the year twice and conference coach of the year four times. His teams have three College World Series appearances, five conference championships, a Division II national championship and 10 consecutive appearances in the NCAA Regional Tournament.

As proof of his long-term success, Van Horn made history on March 22, 2008, when he managed the Razorbacks to an improbable 14-13 win over LSU. The victory gave Van Horn his 800th career win and earned him a place on the College Baseball Foundation's National All-Star Lineup. In his 20 years of coaching Van Horn has amassed an 820-374 (.687) record and is 235-134 (.637) at Arkansas.

Since joining the Razorbacks as head coach, Van Horn has led his teams to a Southeastern Conference Championship, two SEC Western Division titles, six NCAA Tournament berths and one College World Series appearance. His players have earned seven All-America honors, seven All-SEC nods, 52 SEC Academic Honor Roll spots and eight *ESPN The Magazine* Academic All-District accolades. Not resting on his laurels, Van Horn has kept his competitive juices flowing as he seeks to bring a national championship to his alma mater.

Not only have his players flourished in collegiate baseball, but several have gone on to solid professional baseball careers. Nearly 100 former players have signed professional contracts with some of his past stars including Ken Harvey (Kansas City Royals), Jamal Strong (Seattle Mariners) and Dan Johnson (Oakland Athletics).

When Van Horn took over the Razorback program prior to the 2003 season he inherited a team that lacked depth. Changing the culture of the team immediately, Van Horn guided his inaugural squad to both the SEC and NCAA Tournaments. His team was ranked in all four major baseball polls throughout the year and picked up series wins at No. 6 South Carolina and No. 5 Auburn.

Since that first year, Van Horn has been named SEC Coach of the Year, made five trips to the SEC Championship Tournament, guided his team to six NCAA Regionals, two NCAA Super Regionals and one College World Series.

The success of the program and Van Horn's no-nonsense approach to his team has endeared him to the Razorback faithful. The Arkansas fan base has grown steadily since Van Horn was handed the reins of the program and Baum Stadium has undergone three renovations since his arrival, to accommodate growing numbers. Over the past six seasons, Baum Stadium, already one of the best collegiate baseball parks in the nation, has grown with the addition of nearly 5,000 chair back seats, 32 luxury boxes. It now has a capacity of 10,737.

One of the things that Van Horn is known for is recruiting fundamental players and molding them into the stars of tomorrow. In his first season with Arkansas only two Razorbacks were taken in the Major League Baseball first year player draft. That number has grown significantly over the years with a high water mark of nine taken after the 2007 season. Two of Arkansas' stars, Nick Schmidt (2007) and Logan Forsythe (2008) were selected in the first round of the draft and 11 have been picked in the first 10 rounds since he took over.

The Razorbacks have been successful in every facet of the game over the past six seasons. Hitting has been the focal point in some seasons while pitching has dominated others, but Van Horn knows that to accomplish his ultimate goal it takes a total team effort.



*The Van Horn family (L to R): Karen, Mariel, Dave and Hollan*



# Head Coach Dave Van Horn



COACHES/PLAYERS



In 2007, Arkansas won the Razorbacks' third SEC Western Division title when they went 18-12 in league play. The Hogs were 43-21 overall, hosted their fourth NCAA Regional and finished the season No. 18 in the final Collegiate Baseball rankings.

That team was one of Van Horn's best in terms of individual pitching prospects. Two-time first-team All-American Nick Schmidt was taken by the San Diego Padres in the first round of the MLB draft (No. 23 overall). Right-handers Jess Todd and Duke Welker were each taken in the second round by St. Louis and Pittsburgh, respectively. Todd also earned second-team All-America honors.

The excitement around Baum Stadium that season also brought the Razorback Nation out in record numbers. Arkansas set school attendance records for both total and average while also setting the NCAA mark for average attendance in a season with 8,089 tickets sold per game.

## Dave Van Horn at a Glance

### Personal Information

- Date of Birth: Sept. 17, 1960
- Wife: Karen
- Children: Hollan, Mariel

### Alma Mater

- Masters of Science, East Texas State University (Texarkana), 1992
- Arkansas, 1988

### Head Coaching Experience

- Arkansas: 2003-Present
- Nebraska: 1998-2002
- Northwestern (La.) State: 1995-97
- Central Missouri State: 1994
- Texarkana (Texas) CC: 1989-93

### Assistant Coaching Experience

- Arkansas: 1985-88 (graduate assistant)

### Playing Experience

- Atlanta Braves organization: 1982-84
- Arkansas: 1982
- McLennan (Texas) CC: 1980-81
- 10th-round selection of the Atlanta Braves: 1982

Schmidt's success on the mound was a continuation of his 2006 season where the lefty was named the SEC Pitcher of the Year by the league's coaches. The Razorbacks went 39-21 that season and hosted another NCAA Regional.

A hot start to the 2005 season had the Razorbacks ranked as high as No. 5 nationally as they opened the year 20-2, but a rash of bad luck sidetracked what was shaping up to be a magical year. Despite the setbacks, the Razorbacks did come just a breath away from pulling one of the nation's biggest upsets, as it won its first two games at the NCAA Austin Regional. Arkansas would go all the way to the final game of the regional before losing to eventual national champion, Texas.

Arkansas' 2004 season was one for the history books as the Hogs won 45 games, shared the SEC regular-season title, hosted NCAA Regional and Super Regional games and made its fifth appearance at the College World Series. The following all came true despite the Razorbacks getting picked to finish last in the SEC's Western Division by the league's coaches. Along the way, Arkansas won 19 SEC games, swept a weekend series in Baton Rouge, La., against No. 2 LSU and dispatched a tough Florida State team in the Super Regional in two games. The Razorback sweep of LSU was the first time since 1988 that the Tigers had been swept at home by a conference opponent. The Razorback accomplishments led to a top 10 finish in all four major collegiate baseball polls, including a program high No. 6 ranking, by Baseball America.

Prior to taking the helm of the Arkansas program on June 21, 2002, Van Horn enjoyed a very successful five-year run as the head coach at the University of Nebraska. In a short period of time, he built a once fledgling program into a national powerhouse. Prior to Van Horn's arrival, the Cornhuskers had made just four postseason appearances in 108 years of baseball history. With Van Horn on the bench, Nebraska went to four NCAA tournaments and two College World Series.

### Team Accomplishments

- College World Series appearances as head coach at Arkansas: 2004
- at Nebraska: 2001, 2002
- College World Series appearances as a graduate assistant coach at Arkansas: 1985, 1987
- Southeastern Conference Champions: 2004
- SEC Western Division Champions: 2004, 2007
- SEC Tournament: 2003, 2004, 2005, 2006, 2007
- Big 12 Regular Season and Tournament Champions: 2001
- Nine-straight NCAA tournament appearances (1999, 2000, 2001, 2002, 2003, 2004, 2005, 2006, 2007, 2008)
- Southland Conference Champions: 1995, 1997
- Division II National Championship: 1994
- NJCAA Texas Eastern Conference Champions: 1992

### Awards & Honors

- SEC Coach of the Year: 2004
- Baseball America National Coach of the Year: 2001
- Big 12 Coach of the Year: 2001
- ABCA Midwest Region Coach of the Year: 2000, 2001
- Southland Coach of the Year: 1995, 1997
- NCAA Division II National Coach of the Year: 1994
- ABCA Central Region Coach of the Year: 1994







### The Razorbacks Under Dave Van Horn

	W/L	Home	Away	Neutral
Alabama	10-11	6-3	3-6	1-2
Albany	1-0	1-0	-	-
Alcorn State	1-0	1-0	-	-
Arizona	0-1	-	-	0-1
Arizona State	0-2	-	0-2	-
Auburn	11-7	6-3	5-4	-
Bucknell	1-0	-	-	1-0
Cal State Northridge	3-0	3-0	-	-
Centenary	8-1	5-1	3-0	-
Creighton	2-0	2-0	-	-
Dallas Baptist	2-0	0-0	1-0	1-0
Eastern Illinois	5-0	5-0	-	-
Florida	9-7	5-1	4-5	0-1
Florida State	2-0	2-0	-	-
George Mason	1-0	-	-	1-0
Georgia	6-6	4-5	2-1	-
Hawai'i	1-0	0-0	1-0	-
Illinois-Chicago	7-1	7-1	-	-
Illinois State	2-1	2-1	-	-
Kansas	5-0	5-0	-	-
Kansas State	3-1	3-0	0-1	-
Kentucky	9-3	5-1	4-2	-
Lamar	0-2	-	-	0-2
Le Moyne	1-0	-	-	1-0
Louisiana State (LSU)	7-12	2-7	5-4	0-1
Louisiana Tech	12-2	6-0	5-2	1-0
McNeese State	2-0	2-0	-	-
Memphis	1-0	-	-	1-0
Miami (Ohio)	1-0	-	-	1-0
Minnesota	4-1	3-0	1-1	-
Mississippi	8-14	3-6	4-5	1-3
Mississippi State	6-12	2-7	4-5	-
Mississippi Valley St.	1-0	1-0	-	-
Missouri	1-0	1-0	-	0-0
Missouri State	7-3	4-2	3-1	-
Missouri Southern	1-0	1-0	-	-
Navy	1-0	-	-	1-0
Nebraska	1-1	-	1-1	-
New Mexico	2-1	-	-	2-1
Northern Colorado	7-1	7-1	-	-
Ohio State	1-0	-	-	1-0
Oklahoma State	3-3	1-3	1-0	1-0
Oral Roberts	6-6	3-3	3-3	-
Pepperdine	0-1	-	-	0-1
Princeton	1-0	1-0	-	-
Siena	3-0	3-0	-	-
South Alabama	1-0	-	1-0	-
South Dakota State	2-0	2-0	-	-
South Carolina	11-4	5-1	4-2	2-1
St. John's	3-0	3-0	-	-
Stanford	0-1	-	0-1	-
Stephen F. Austin	1-0	-	-	1-0
TCU	1-0	-	-	1-0
Tennessee	11-9	6-3	4-5	1-1
Texas	1-3	-	1-2	0-1
Texas A&M	1-3	-	1-3	-
Texas-Arlington	5-0	-	2-0	3-0
Texas-Pan American	2-2	1-0	1-2	-
Troy	2-1	-	2-1	-
Vanderbilt	11-7	7-2	4-4	0-1
Washington	0-1	-	-	0-1
Western Illinois	1-0	1-0	-	-
Western Michigan	2-0	2-0	-	-
Wichita State	5-2	4-1	1-1	-
Wisconsin-Milwaukee	3-0	3-0	-	-
Wright State	3-0	3-0	-	-

# Head Coach Dave Van Horn

During his stint with Nebraska, Van Horn amassed a 214-92 (.699) record, won three consecutive Big 12 Tournament titles and earned Nebraska's first regular-season conference title in 51 years. He was twice named American Baseball Coaches Association's Midwest Region Coach of the Year and posted back-to-back 50-win seasons in 2000 and 2001. In his second season with Nebraska, Van Horn guided his club to its first NCAA Tournament berth in 18 years after it won the Big 12 Tournament, its first title of any kind in nearly 50 years.

Similar to what he has done at Arkansas, Nebraska's players shined with Van Horn at the helm. The Cornhuskers had at least one player named finalist for national player of the year honors in three seasons, including a pair of Howser Award Finalists. Seven players were named First-Team All-America and 26 earned All-Big 12 accolades, including a school record, nine, in 2000. The Cornhuskers also excelled in the classroom, with 30 Phillips 66 Academic All-Big 12 selections (21 first-teamers) and seven players named academic All-District.

Prior to his move to Nebraska, Van Horn coached three seasons at Northwestern State in Natchitoches, La., his first foray as a head coach in Division I. He went 106-65 (.620) in three seasons and won two Southland Conference regular-season titles (1995 and 1997). Each title also earned him Southland Conference Coach of the Year honors.

Van Horn spent one season at the Division II level, coaching Central Missouri State in 1994 and his effects there awe-inspiring. Taking the reins of the program with just six weeks of preparation before the season, the Mules got off to a quick start by winning 12 of their first 13 games and eventually put together a 21-game winning streak. CMSU won the MIAA Conference Championship and the Tournament title before eventually dominating at the NCAA Championships to win the school's first National Championship. In 2000, Central Missouri honored Van Horn and his 1994 team by inducting them into the Central Missouri State Hall of Fame.






# Head Coach Dave Van Horn



COACHES/PLAYERS



The storied career of Van Horn as a head coach began with a humble start at Texarkana (Texas) Community College in 1989. In five seasons with the Bulldogs, Van Horn guided Texarkana to a 214-72 (.748) record. He set records for single season wins in four of his five seasons beginning with his first and guided his 1992 squad to the NJCAA Texas Eastern Conference Championships.

Prior to his first stint as a head coach, Van Horn worked with Coach DeBriyn for four seasons as a graduate assistant, assisting the Razorbacks to a pair of College World Series. The Hogs were 184-71-1 (.721) while he was a GA and made the NCAA Regional Tournament in each of his four seasons.

Van Horn's playing career was spent in the infield where he was a highly touted player. Two seasons at McLennan (Texas) Community College earned him All-America, Region 5 Player of the Year, all-conference and all-region honors. The standout defensive third baseman was drafted by the Chicago White Sox, but Van Horn transferred to Arkansas instead.

In one year with the Razorbacks, Van Horn earned All-Southwest Conference honors, as well as the team's most valuable player and SWC Newcomer of the Year accolades. Following his junior year the Atlanta Braves selected Van Horn in the 10th round of the 1982 draft. Van Horn would spend three seasons with the Braves organization before returning to Fayetteville to begin his coaching career.

Van Horn is married to the former Karen Lee. The couple has two daughters, Hollan (15) and Mariel (11).

## Van Horn Year-by-Year Record

Year	School	Record	Pct.	Conf.	Place	Tourn.	Postseason
1989	Texarkana CC	39-18	.684	NA	NA	NA	
1990	Texarkana CC	44-14	.759	NA	NA	NA	
1991	Texarkana CC	45-12	.789	NA	NA	NA	
1992	Texarkana CC	48-10	.827	NA	1st	NA	
1993	Texarkana CC	38-18	.678	NA	NA	NA	
	<i>Totals</i>	<i>214-72</i>	<i>.748</i>				
1994	Central Missouri St.	51-11	.823	15-1	1st (Div.)	1st (4-1)	NCAA II Champs
	<i>Totals</i>	<i>51-11</i>	<i>.823</i>	<i>15-1</i>		<i>1 (4-1)</i>	
1995	Northwestern State	37-15	.711	19-5	1st	DNP (0-2)	
1996	Northwestern State	34-27	.557	14-16	2nd (Div.)	2nd (3-2)	
1997	Northwestern State	35-23	.603	19-9	1st	DNP (0-2)	
	<i>Totals</i>	<i>106-65</i>	<i>.620</i>	<i>52-30</i>		<i>1 (3-2)</i>	
1998	Nebraska	24-20	.545	10-13	7th	DNQ	DNQ
1999	Nebraska	42-18	.700	16-9	5th	1st (4-0)	NCAA (1-2)
2000	Nebraska	51-17	.750	21-9	2nd	1st (5-1)	NCAA (4-2)
2001	Nebraska	50-16	.758	20-8	1st	1st (4-0)	CWS (5-2)
2002	Nebraska	47-21	.691	16-11	2nd	2nd (3-1)	CWS (5-3)
	<i>Totals</i>	<i>214-92</i>	<i>.699</i>	<i>67-39</i>		<i>4 (16-2)</i>	<i>4 (15-9)</i>
2003	Arkansas	35-22	.612	14-16	6th West	t7th (0-2)	NCAA (1-2)
2004	Arkansas	45-24	.652	19-11	t1st Overall	4th (2-2)	CWS (6-3)
2005	Arkansas	39-22	.636	13-17	t5th West	t7th (0-2)	NCAA (2-2)
2006	Arkansas	39-21	.650	18-12	2nd West	t7th (0-2)	NCAA (1-2)
2007	Arkansas	43-21	.672	18-12	1st West	2nd (3-1)	NCAA (2-2)
2008	Arkansas	34-24	.586	14-15	4th West	DNQ	NCAA (0-2)
	<i>Totals</i>	<i>235-134</i>	<i>.637</i>	<i>96-83</i>		<i>5-9</i>	<i>6 (12-13)</i>
20+ yrs. Career Totals		820-374	.687	230-153	.601	28-14 (.667)	25-20 (.556)







## TODD BUTLER

Recruiting Coordinator  
Hitting/Outfield  
Fourth Season

#22



Todd Butler joined the Razorback staff in July of 2005 and is known around the country for his ability to attract the best talent and develop strong hitters. The Razorbacks use those talents to their fullest, as Butler serves as the hitting instructor, outfield coach and recruiting coordinator.

Butler brought with him a philosophy of aggressiveness at the plate, which allows his hitters to produce more power. That doctrine, along with an above-average team speed, allowed the Razorbacks to capture the 2007 SEC Western Division title and advance the Hogs to the championship game of the SEC Tournament.

During Butler's 16-year career as an NCAA Division I assistant or head coach, he has constructed eight recruiting classes that ranked among the nation's top 10, including three in his four years with the Razorbacks. His 2008 recruiting class ranked fourth by *Collegiate Baseball* while the 2005 and 2006 classes each ranked 10th by *Baseball America*. In 2005, *Baseball America* tabbed Arkansas' recruiting class as the nation's top junior college collection of players, and some of those players have already made their mark in professional baseball as right-handed pitchers Jess Todd and Duke Welker were both drafted in the second round of the 2007 Major League Baseball Draft. Todd has already ascended to the double-A level and is poised to go further in the St. Louis Cardinals organization this season.

On the field, Butler has also made a huge impact with the Razorbacks, as his teams have produced three of the top 10 home run hitting clubs in 85 years of Arkansas history. In Butler's first season, the Hogs belted 65 home runs, which ranked sixth all-time. Since then, the 2007 team blasted 75 home runs in 64 games and the 2008 team hit 77 in 58 contests, for an average of 1.32 per game, the second highest average in school history. Over the last three seasons, Arkansas has made waves in six team season statistical categories: runs, doubles, home runs, RBI, walks, hit by pitches and total bases.

While his influence on the Razorbacks as a whole has been profound, it's the work he has accomplished with several individuals that paints an even more vivid picture. Danny Hamblin was a terror at the plate during the 2006 and 2007 seasons, as he produced some of the biggest single-season home run totals ever. Hamblin connected for 17 home runs as a junior, after hitting just 17 his first two seasons at Arkansas. Despite getting drafted by the Oakland A's, Hamblin returned to Arkansas for his senior season and slammed another 22 home runs, the second-highest single-season total in school his-

## Assistant Coach Todd Butler

## Personal File

Date of Birth:	July 23, 1966
Wife:	Melissa
Children:	Caitlyn and Kendyll
Alma Mater:	McNeese State • 1991
Head Coaching Experience:	McNeese State • 2001-2003
Assistant Coaching Experience:	Arkansas • July 2005-present
	Alabama • 2004-05
	Alabama • 1995-2000
	McNeese State • 1993-94
	Blinn (Texas) Junior College • 1992
Student Assistant:	McNeese State • 1990-91
Playing Experience:	Burlington N.C. (Indians) • 1988
	Waterloo, Iowa (Indians) • 1988
	Oklahoma • 1987-88
	McNeese State • 1985-86

tory. His 57 career home runs are the most by any individual in Razorback history.

Another Butler disciple was Logan Forsythe, who went from a .189 hitter as a freshman to .347 as a sophomore and .351 as a junior. Forsythe flourished with Butler's guidance and earned first-team All-SEC honors after his junior season. He was drafted in the first round of the MLB draft by the San Diego Padres, thanks to his skills at the plate and defensive prowess.

Another Butler recruit who became a star was Casey Coon. A junior college recruit by Butler, Coon exploded in his first year with the Razorbacks with 71 RBI, a total that ranked third in the SEC and tied for eighth all-time at Arkansas. Coon also hit nine home runs and 13 doubles to secure a .425 on-base percentage.

One of the most experienced and talented assistant coaches in college baseball, Butler came to Fayetteville after two assistant coaching stints (eight total years) at the University of Alabama and three years as the head coach at his alma mater, McNeese State.



The Butler family (L to R): Todd, Kendyll, Melissa and Caitlyn



# Assistant Coach Todd Butler



COACHES/PLAYERS



In 2001, Butler took over as head coach at McNeese State in his hometown of Lake Charles, La., where he compiled a 90-83 (.520) overall record in three seasons. In his last season at McNeese, he guided the Cowboys to the 2003 Southland Conference Tournament championship, their first in 10 years.

The win at the conference tournament secured just the fourth NCAA Regional bid in McNeese State's history and the Cowboys were sent to the Houston Regional at Rice's Reckling Park. Butler's team gave future national champion Rice all they could handle before falling to the Owls, 3-2, in 10 innings. Ole Miss eliminated the Cowboys from the 64-team field the following day.

Prior to assuming head coaching duties at McNeese State, Butler served as the hitting instructor and outfielders coach during his first stint with the Crimson Tide, from 1995-2000. He helped guide Alabama to six NCAA Regional appearances, as well as three trips to the College World Series in 1996, 1997 and 1999. The Tide advanced to the SEC Tournament in all six of those seasons, claiming the SEC Tournament title in 1995, 1996, 1997 and 1999.

Butler earned his reputation as one of the country's top recruiters during his first six years at Alabama. He helped the Crimson Tide land some of the nation's top talent as Alabama recorded three-consecutive top 10 recruiting classes. The Tide's 1999 freshman class was ranked as the fourth-best in the country and still ranks as the highest ranked classes in school history.

Under Butler's leadership the Crimson Tide became one of the most feared offensive clubs in America. Alabama's 1997 team led the NCAA in four offensive categories, including runs scored (679), total hits (860) and total bases (1,571) while finishing second in home runs (160).

In addition, the Crimson Tide won the NCAA statistical championship for highest slugging percentage (.621), eclipsing the previous school record (.521 in 1983) by 100 points.

Butler returned to Alabama as an assistant baseball coach on June 26, 2003. He spent the 2004 and 2005 sea-

sons on the Tide staff as the recruiting coordinator, hitting instructor and infield coach, while also coaching first base.

He continued to showcase his ability to sign some of the top recruiting classes in the country upon his return to the Alabama bench. Alabama's 2005 freshman class was rated 10th in the fall of 2004 in *Baseball America's* Dandy Dozen College recruiting classes.

Before joining Alabama for the first time, Butler served as an assistant coach at McNeese State in 1993 and 1994. He was an assistant coach at Blinn Junior College in Brenham, Texas, in 1992, where he helped the Buccaneers advance to the NJCAA World Series.

Butler's coaching career began as a student-assistant coach at McNeese State, where he earned his bachelor's degree in liberal studies in 1991.

He spent two summers coaching in the Alaska Baseball League. His first stint in Alaska was an assistant coaching job in 1991, with the Kenai Peninsula Oilers, helping them to the NBC World Series. He then coached for the Anchorage Glacier Pilots in 1992.

Butler was born on July 23, 1966, in Alexandria, La., and is married to the former Melissa Borrel. The couple has two daughters, Caitlyn (11) and Kendyll (6).





**DAVE JORN**Pitching Coach  
13th Season

#31



Beginning his 13th season with the Razorbacks, Dave Jorn has made a lasting and profound impact on the baseball program. In his second stint with the Razorbacks, Jorn is beginning his seventh season with head coach Dave Van Horn.

One of the most experienced assistant coaches in the country, Jorn has been a player and coach at almost every level of baseball. That experience has helped him develop some of the best young arms and the results are noticeable on the mound, in the clubhouse and on the draft boards of every Major League team.

During two assistant coaching stints in Fayetteville, Jorn has been a part of 503 wins, three trips to the College World Series and 11 NCAA tournament berths. In addition, the Hogs have enjoyed seven 40-win seasons, two 50-win campaigns and his Razorback pitchers have tossed five no-hit games.

Jorn returned to Arkansas in 2003 after a 14-year career in Major League Baseball as a coach for the New York Mets, New York Yankees and Arizona Diamondbacks. Prior to working in the pros, he spent six years with legendary Arkansas coach Norm DeBriyn and in his second tour of duty with the Razorbacks, Jorn has revived Arkansas' pitching fortunes.

Jorn's 2007 starting rotation was possibly the best three-man group in college baseball and one of the best in school history. Nick Schmidt, who garnered All-America honors for the second-consecutive season, anchored a rotation that included junior college transfers Jess Todd and Duke Welker. The trio combined for 27 wins, 315 innings, a .217 opponent batting average and 319 strikeouts.

Under Jorn's guidance, Schmidt finished his three-year Razorback career as one of the most-decorated players to ever don an Arkansas uniform. His 11-3 record and career-low 2.69 ERA in 2007 cumulated a career that produced a 28-8 record, 2.83 ERA and a school record 345 strikeouts. Schmidt also earned Southeastern Conference Pitcher of the Year honors in 2006.

Schmidt was drafted in the first round of the 2007 Major League Baseball Draft by the San Diego Padres with the 23rd overall selection. He became

# Assistant Coach Dave Jorn

**Personal File**

Date of Birth: Oct. 2, 1954  
 Wife: Melinda  
 Children: Christina, Molly and Maggie  
 Alma Mater: Southeast Missouri State • 1981  
 Head Coaching Experience: Staten Island Yankees - A (Yankees) • 2001  
 South Bend Silver Hawks - A (Diamondbacks) • 2000  
 Assistant Coaching Experience: Arkansas • 2003-present  
 New York Yankees Scout • 2001-02  
 South Bend Silver Hawks - A (Diamondbacks) • 1999-2000  
 Lethbridge, Alberta- R (Diamondbacks) • 1998  
 Columbia Bombers - A (Mets) • 1997  
 Kingsport Mets - A (Mets) • 1995-96  
 Columbia Bombers - A (Mets) • 1993-94  
 Albany Yankees - AA (Yankees) • 1991-92  
 Greensboro Bats - A (Yankees) • 1990  
 Prince William Cannons - A (Yankees) • 1989  
 Arkansas • 1983-88  
 Lurleen B. Wallace (Ala.) Junior College • 1982  
 Playing Experience: Springfield (Ill.) - AAA (Cardinals) • 1981  
 Little Rock (Ark.) - AA (Cardinals) • 1980  
 St. Petersburg (Fla.) - A (Cardinals) • 1978-79  
 Gastonia (N.C.) - A (Cardinals) • 1977  
 Sarasota (Fla.) - R (Cardinals) • 1976

the first Razorback to be drafted in the first round since 1999 and just the fourth first-rounder in school history.

Jorn's trio of starting pitchers was all selected by the 82nd overall pick of the 2007 MLB Draft. Welker went with the 68th pick to the Pittsburgh Pirates while Todd was taken No. 82 by the St. Louis Cardinals. Schmidt and Todd were both first-team All-SEC selections by league coaches. Todd also earned second-team All-America honors with a 9-3 record, two saves, two complete games and 128 strikeouts that tied for the third-most in school history for a single season.

Jorn's 2007 staff became just the third Arkansas pitching staff in the last 17 years to have an ERA below 4.00 and all three of those teams have been under Jorn's guidance. The other two squads were the 2004 staff who posted a 3.87 ERA and the 2006 whose 3.64 ERA was the lowest since 1990.



*The Jorn family (L to R): Melinda, Maggie, Dave and Molly*



# Assistant Coach Dave Jorn



The Hogs' 2007 pitchers recorded a school record 565 strikeouts in 569 innings of work for 8.9 strikeouts per nine innings that ranked fifth nationally. The staff also earned a 2.58 strikeout-to-walk ratio and held opponents to a .249 batting average.

In 2004, the Hogs claimed a share of the SEC overall title and advanced to the College World Series for the first time in 15 seasons. Under Jorn's tutelage, Razorback hurlers posted a 3.87 ERA. Jorn helped Charley Boyce post a 10-3 record and a 3.20 ERA in 2004, while part-time starter Jay Sawatski also posted a 10-3 record with a 3.38 ERA. The Hogs' bullpen was equally effective as the relievers recorded a 3.72 ERA with a 25-11 record and 16 saves, one shy of tying the team record of 17.

Jorn first served as the Hogs' pitching coach from 1983-88. During that time Arkansas posted a record of 268-108 (.713), competed in five NCAA Regionals and earned trips to the 1985 and the 1987 College World Series. Six different Razorback pitchers earned All-Southwest Conference honors during that span including Kevin Campbell ('84), Tim Deitz ('85), Bobby Edwards ('87, '88), Fred Farwell ('85), Steve Parker ('86) and Tim Peters ('87).

Jorn left the Razorback program in January of 1989 to work in player development in the New York Yankees' minor league system. He was the pitching coach at Class-A Prince William, Va., in the Carolina League in 1989, helping the Cannons to a league title. Jorn then served in the same position in the Class-A South Atlantic League in Greensboro, N.C., in 1990. His next two seasons (1991-92) were with the Yankees' Class-AA affiliate in Albany, N.Y., as the pitching coach, helping them to a league championship in 1991.

He joined the New York Mets' organization in 1993 and worked with their Class-A South Atlantic League affiliate in Columbia, S.C., in 1993-94. Jorn transferred to Kingsport, Tenn., to serve as pitching coach for the Mets in the Class-A rookie league from 1995-96, winning a league title his second year. He then returned to Columbia, S.C., for the 1997 season.

In 1998, he was hired by the Arizona Diamondbacks and worked as the pitching coach in Lethbridge, Ontario, Canada, in the organization's short season Class-A league club in the Pioneer League.

Jorn spent the next two seasons (1999-2000) with the Diamondbacks' Class-A Midwest League affiliate in South Bend, Ind. He served as the pitching coach in 1999 before being elevated to the role of manager in 2000.

Jorn rejoined the Yankees' organization in 2001 as a scout covering the Midwest. He was responsible for scouting in the states of Arkansas, Kansas, Missouri, Nebraska, North Dakota and South Dakota. Following the 2001 draft, he managed the Yankees' Class-A short season team playing in the New York-Penn League in Staten Island, N.Y.

Prior to his initial tenure at Arkansas, he was the pitching coach at Lurleen B. Wallace (Ala.) Junior College for one season.

Jorn and Melinda Gatling were married in April 2007. They have two daughters, Molly Gatling (22) and Maggie Gatling (15). Jorn also has a daughter, Christina, and twin grandchildren Kellen and Alexis (5).



COACHES/PLAYERS





**CLAY GOODWIN**Director of Baseball Operations  
Second Season

Once the foundation of a stellar Razorback infield, Clay Goodwin is now the cornerstone of an even better Razorback coaching staff as he starts his second season with the Arkansas coaching staff as its Director of Baseball Operations.

In his capacity as the Director of Baseball Operations, Goodwin coordinates many of the behind-the-scenes aspects of the Razorback baseball program as he works in conjunction with the Arkansas coaching staff. Some of his duties include acting as an on-campus recruiting official, coordinating all official and unofficial visits to Arkansas' campus, assisting with team travel and ordering inventory of all equipment needs.

Prior to his appointment to Director of Operations, Goodwin spent the 2006 season as the Diamond Hogs' fifth-year student assistant coach. He assisted the UA coaching staff with practices, day-to-day administrative duties and on game days. He helped hitting coach Todd Butler with hitting instruction while assisting with the Hogs' infield. He then served as a manager for Arkansas during the 2007 season.

Goodwin was an outstanding player for the Razorbacks over four seasons and because of that his name is littered throughout the Arkansas record book. An excellent defensive third baseman, he was also known to have an effective bat as he finished his career with a .297 average, 49 doubles, 12 home runs and 127 RBI. At the conclusion of his four years he ranked eighth in career at bats (750), tied for ninth in career hits (223) and tied for fifth in career singles (157). Goodwin appeared in 202 games as a Razorback, making 193 starts.

**KELLY MOORE**Secretary/Camp Coordinator  
Sixth Year

Kelly Moore is in her sixth year working for Coach Dave Van Horn in the Arkansas Baseball Office and her eighth year working for the University of Arkansas Athletic Department.

Her duties include coordinating team travel, administration of the equipment budget, organizing the recruiting databases and the day to day operations of the baseball office.

A native of Fort Smith, Ark., Moore also serves as the coordinator for the very successful Dave Van Horn Razorback Baseball Camps.

**Baseball Support Staff****Personal File**

Date of Birth:	October 1, 1981
Wife:	Jill
Alma Mater:	Arkansas • Aug. 2005
Dir. of Baseball Operations:	Arkansas • Aug. 2007- present
Coaching Experience:	Arkansas • Aug. 2005-June 2006
Playing Experience:	Arkansas • 2002-05

He hit a team-best .332 as a sophomore and followed that with a team-leading .319 average as a junior. His run production spiked as a senior with a career-best five home runs, 17 doubles and 42 RBI. He also finished his career with a .934 fielding percentage at third base and 408 assists.

Goodwin was born on Oct. 1, 1981 and graduated from the University of Arkansas in May of 2005 with a degree in kinesiology. He completed his master's degree in the fall of 2006 at the University of Arkansas in workforce development. Goodwin is married to the former Jill Johnson.



Born August 10, 1978, she holds a bachelors degree in adult education from the University of Arkansas and is married to Max Moore, a native of Fayetteville, Ark. The couple has one son, Maddux (1), and are expecting their second child in the spring.

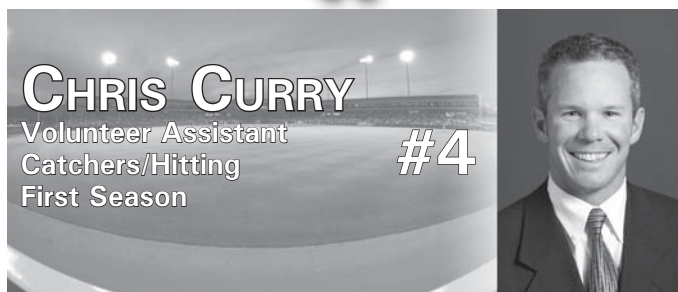




# Baseball Support Staff



COACHES/PLAYERS



**CHRIS CURRY**

Volunteer Assistant  
Catchers/Hitting  
First Season

#4

## Personal File

Date of Birth: November 17, 1977  
Alma Mater: Arkansas Tech • 2008  
Assistant Coaching Experience: Arkansas Tech • 2008  
Hendrix College • 2006-07  
Playing Experience: Northern League • 2006  
Norwich (Conn.) – AA (Giants) • 2003-05  
Des Moines (Iowa) – AAA (Cubs) • 1999-2002  
Mississippi State • 1999

Chris Curry joins the Razorbacks as a volunteer assistant coach for the 2008-09 season and brings a wealth of experience to the position. Curry comes to Arkansas after spending one season as an assistant coach at Arkansas Tech, three years as an assistant coach and seven years in the minor leagues.

His duties with the Razorback coaching staff include working with the Arkansas catchers and assisting hitting coach Todd Butler with the Razorbacks at the plate. He is also slated to coach first base for the Hogs and assist with the organization and implementation of daily practices.

Curry has had three years of collegiate coaching experience prior to joining the Razorbacks. He was a very successful assistant coach at Arkansas Tech during the 2008 season as he worked with the Wonder Boy hitters and catchers. His coaching helped Arkansas Tech raise its team batting average 26 points over the previous season to a robust .311 and was instrumental in the development of Jantzen Black who won the Gulf South Conference batting title in 2008.


Prior to his stop in Conway, Curry was an assistant coach for the 2006-07 academic year after ending a seven-year professional career with the Chicago Cubs and San Francisco Giants organizations. During his stint as a professional, Curry worked his way up to the triple-A level with the Cubs between 1999 and 2002 then moved on to the Giants where he played in double-A until the 2005 season. His final season in a professional uniform came during the 2006 season as a member of the independent Northern Leagues' Gary Southshore Railcats where he was an all-star in his one season.

A native of Conway, Ark., Curry was an all-state pitcher and catcher for Conway High School. He set 10 hitting and catching records with the Wampus Cats between 1994-96. Upon his graduation from Conway Curry spent two years at Meridian Community College before attending Mississippi State University where he led Southeastern Conference catchers in fielding percentage during the 1999 season. Curry left the Bulldogs after getting drafted in the ninth round of the Major League Baseball 1999 first-year player's draft.

Curry was born on Nov. 17, 1977 and is married to the former Chassity Cossey of Hamburg, Ark.



**Masa Abe**  
Graduate Assistant  
Athletic Trainer



**Zac Bottoms**  
Manager



**Luke Davis**  
Turf Manager  
Baum Stadium



**Dave England**  
Head Athletic  
Trainer



**Danny Hamblin**  
Manager



**Travis Hill**  
Manager



**Justin Johnson**  
Academic  
Coordinator



**Pat Kelly**  
Public Address  
Announcer



**John Phillips**  
Head Usher



**Matt Shanklin**  
Assoc. Athletic Director  
Marketing



**Mike Strouhal**  
Strength Coach



**Curtis Yates**  
Head Usher







# Razorback Diamond Dolls

Under the supervision of Sarah Maland, the University of Arkansas Diamond Dolls are a select group of young women who devote countless hours to the Razorback Baseball program. The Diamond Dolls' duties include selling scorecards, assisting with on-field promotions and serving as bat girls.

COACHES/  
PLAYERS



Sarah Maland  
Coordinator



Callie Aday



Emily Arnold



Eryn Blatt



Haley Burkert



Jordan Douglas



Brooke Ellis



Molly Gatling



Kara Goetz



Kelsey Gray



Ashley Hilborn



Amanda Hobbs



Bethay Hutchins



Erica Kenney



Sara Laughinghouse



Kelsy Litchenburg



Bonnie Mertz



Kristen Privett



Calli Reasnor



Johanna Sawatski



Rachael Schwartz



Mia Vaughn



Katie Waldrip



Lauren Waldrip



Katie Willis





# Razorback RBI Girls



The RBI Girls have entertained Razorback baseball fans since 1997, performing dance routines and leading cheers from the tops of the dugouts prior to all home games and between innings. They have become an integral part of the game day experience at Baum Stadium.



2009 Razorback RBI Girls



Katie Beck



Lacie Coburn



Emily Corbin



Trista Hough



Jordan Johannsen



Erin Jones



Brittany Lyon



Ashley Rowell



Kaitlin Sadler



Rachel Smithson



Amber Wesson



Kiley Young



COACHES/PLAYERS





# The Arkansas Razorbacks

COACHES/PLAYERS

**MIKE BOLSINGER**  
 Right-Handed Pitcher  
 R/R • 6-2 • 212 **#32**  
 Junior  
 McKinney, Texas  
 North McKinney High School  
 Grayson [Texas] CC



## Career Highs

Category	High	Opponent (last time)	Date
Innings Pitched	4.2	Siena	3/7/08
Hits	6	two times (Pepperdine)	5/30/08
Runs	5	Texas A&M	3/1/08
Earned Runs	4	Siena	3/7/08
Walks	3	two times (Alabama)	5/4/08
Strikeouts	5	two times (Alabama)	5/2/08

## 2009 Outlook

A key component to Arkansas' bullpen late in the 2008 season, Mike Bolsinger could see time as a starter in 2009 after a fantastic summer for the McKinney Marshals in the Texas Collegiate League ... Has an outstanding fastball with movement and sink as well as a tight slider ... Improved his delivery over the past year and is more of a pitcher and less of a thrower.

## 2008 (Sophomore)

Appeared in 15 games ... Tied for second on the team with four wins against just one loss ... Posted a 3.73 ERA over 31.1 innings ... Led Razorback relievers with 39 strikeouts for an average of 1.25 per inning ... Walked just 12 for a 3.25 strikeout to walk ratio ... Opponents hit .268 against him ... Missed the middle portion of the season to injury but was key to Arkansas' run to the postseason down the stretch as a reliable arm in the bullpen ... Was 3-1 in SEC play with 18 strikeouts in 14.2 innings ... Against Pepperdine in the NCAA Regional, threw 2.2 innings of relief and allowed no runs.

## Grayson County Community College

Posted a 6-1 record with a 2.93 ERA over 46 innings as a freshman ... Struck out 48 in 10 appearances, nine starts, walking 24 ... Led Grayson to its sixth conference championship in 10 years.

## Summer Baseball

Pitched for the McKinney Marshals of the Texas Collegiate League in the summer of 2008 ... Named the TCL's Pitcher of the Year after posting a 2.80 ERA over a team leading 45 innings ... Went 2-2 over eight starts and held opponents to a .161 average with just 26 hits .. Struck out 56, second in the TCL, while walking just 20 in leading his squad to the best record in the league.

## North McKinney High School

Pitched and played right field for the Bulldogs ... As a senior earned second-team all-state honors with an 8-2 record on the mound and a .341 batting average ... Struck out 116 his final season and recorded a 1.66 ERA ... His junior season he earned a 7-2 record and a 2.30 ERA.

## In the Draft

2006 - Cleveland Indians, 34th round (1,031)

## Personal

Bolsinger is the son of John and Mary Bolsinger ... has one brother, Johnny ... posted a 4.0 GPA as a senior at North McKinney High School ... majoring in communications.







# COACHES/PLAYERS



## Bolsinger's Career Statistics

Year	Avg	GP	GS	AB	R	H	2B	3B	HR	RBI	TB	SLG%	BB	HBP	SO	GDP	OB%	SF	SH	SB	ATT	PO	A	E	FLD%
2008	.000	0	0	0	0	0	0	0	0	0	0	.000	0	0	0	0	.000	0	0	0	0	3	6	0	1.000
<b>TOTAL</b>	<b>.000</b>	<b>0</b>	<b>0</b>	<b>0</b>	<b>0</b>	<b>0</b>	<b>0</b>	<b>0</b>	<b>0</b>	<b>0</b>	<b>0</b>	<b>.000</b>	<b>0</b>	<b>0</b>	<b>0</b>	<b>0</b>	<b>.000</b>	<b>0</b>	<b>0</b>	<b>0</b>	<b>0</b>	<b>3</b>	<b>6</b>	<b>0</b>	<b>1.000</b>

Year	ERA	W	L	App	GS	CG	SHO	CBO	SV	IP	H	R	ER	BB	SO	2B	3B	HR	BF	B/Avg	WP	HBP	SFA	SHA	BK
2008	3.73	4	1	15	1	0	0	0	0	31.1	33	18	13	12	39	3	0	3	144	.268	4	7	1	1	0
<b>TOTAL</b>	<b>3.73</b>	<b>4</b>	<b>1</b>	<b>15</b>	<b>1</b>	<b>0</b>	<b>0</b>	<b>0</b>	<b>0</b>	<b>31.1</b>	<b>33</b>	<b>18</b>	<b>13</b>	<b>12</b>	<b>39</b>	<b>3</b>	<b>0</b>	<b>3</b>	<b>144</b>	<b>.268</b>	<b>4</b>	<b>7</b>	<b>1</b>	<b>1</b>	<b>0</b>





# The Arkansas Razorbacks

COACHES/PLAYERS

## RYAN CISTERNA

Catcher

R/R • 6-2 • 210

#6

Senior

Gilbert, Arizona

Gilbert High School

Chandler-Gilbert [Ariz.] CC



### Career Highs

Category	Highs	Opponent (last time)	Date
At Bats	5	three times (Ole Miss-1)	4/26/08
Runs	3	Missouri St.	4/30/08
Hits	2	six times (Alabama)	5/4/08
RBI	3	Tennessee	4/19/08
HR	2	Tennessee	4/19/08
BB	2	four times (Miss. Valley St.)	5/12/08
SB	1	four times (Florida)	4/13/08
K	3	two times (Alabama)	5/2/08

### 2009 Outlook

A workhorse behind the plate for the Razorbacks in 2008, Ryan Cisterna enters the spring as Arkansas' starting receiver ... Broke his wrist after being hit by a pitch in the Mississippi State series, but since has healed completely from the injury and looked strong during fall practice ... Has a strong arm and quick release behind the plate ... Has good power at the plate.

### 2008 (Junior)

Spent most of the 2008 season as Arkansas' primary catcher appearing in 44 games and getting 43 starts ... Struggled at the plate to begin the year, but rebounded to finish the season with a .237 average ... Tied for second on the team with nine home runs ... Had a nine-game hitting streak between Apr. 5 and Apr. 25 and hit safely in 13 of 14 games through May 9 ... Against Tennessee on April 19 went 2-4 with two home runs, two runs scored and three RBI ... Belted a game-winning two-run home run to upset No. 22 Nebraska in the 8th inning on March 19 ... Hit .363 in the Domino's Pizza Aggie Baseball Classic and was named to the all-Tournament Team ... Seven multi-hit games.

### Chandler-Gilbert Junior College

Hit .364 as a sophomore with 11 doubles, two home runs, a .505 on-base percentage and 34 RBI ... Threw out 50% (15 of 30) would-be base stealers as a sophomore ... Helped Chandler-Gilbert finish third in the region ... Hit .234 as a freshman in limited action ... Threw out one of four base stealers coming off Tommy John surgery his senior year of high school ... Played for former Razorback catcher Doyle Wilson.

### Summer Baseball

Missed the summer of 2008 to injury ... Played for the Torrington Twisters of the New England League in 2007 ... Played in 20 games for the Twisters with a .203 average, a double and a home run.

### Gilbert High School

Missed most of his senior season to Tommy John surgery ... As a junior was first-team all-region and second-team all-state ... Earned first-team all-region honors as a sophomore.

### In the Draft

2007 – Washington Nationals, 46th round (1,351)

2006 – Kansas City Royals, 47th round (1,391)

### Personal

Cisterna is the son of Mark and Sharon Cisterna ... has one sister, Kourtenay ... majoring in criminal justice.







# COACHES/PLAYERS



Cisterna's Career Statistics

Year	Avg	GP	GS	AB	R	H	2B	3B	HR	RBI	TB	SLG%	BB	HBP	SO	GDP	OB%	SF	SH	SB	ATT	PO	A	E	FLD%
2008	.237	44	43	131	25	31	5	0	9	20	63	.481	16	4	47	3	.333	2	2	4	4	261	41	7	.977
<b>TOTAL</b>	<b>.237</b>	<b>44</b>	<b>43</b>	<b>131</b>	<b>25</b>	<b>31</b>	<b>5</b>	<b>0</b>	<b>9</b>	<b>20</b>	<b>63</b>	<b>.481</b>	<b>16</b>	<b>4</b>	<b>47</b>	<b>3</b>	<b>.333</b>	<b>2</b>	<b>2</b>	<b>4</b>	<b>4</b>	<b>261</b>	<b>41</b>	<b>7</b>	<b>.977</b>





# The Arkansas Razorbacks

COACHES/PLAYERS

**ANDREW DARR**  
 Outfield/First Base  
 R/R • 6-2 • 203 **#44**  
 Senior  
 Gilbert, Arizona  
 Mesquite High School  
 Chandler-Gilbert [Ariz.] CC



## Career Highs

Category	Highs	Opponent (last time)	Date
At Bats	4	eight times (Ole Miss-1)	4/26/08
Runs	3	S. Dakota St.-2	3/5/08
Hits	3	two times (Alcorn St.)	4/16/08
RBI	4	Alcorn St.	4/16/08
HR	1	four times (Northern Colo.)	4/22/08
BB	3	Miss. Valley St.	5/12/08
SB	-	-	-
K	3	N. Colorado	4/22/08

## 2009 Outlook

A reserve player for the Razorbacks in 2008, Andrew Darr could challenge for a starting position in the outfield or corner in-field positions this season ... Had a strong summer with the Bend Elks of the West Coast League and fall bolstering his spring outlook ... A versatile player that can play first base, third base or the outfield ... Good speed and power at the plate.

## 2008 (Junior)

Played in 24 games as a junior and hit .344 with 21 hits in 61 at-bats ... Provided good power numbers in his appearances with nine extra base hits (five doubles and four home runs) for a .623 slugging percentage and 11 RBI ... Hit his first home run as a Razorbacks against Centenary on March 25 ... Against Alcorn St. he went 3-4 with two runs scored and four RBI with a home run and the game-winning hit.

## 2007 (Redshirt)

Redshirted his first season at Arkansas after suffering from a broken hamate bone.

## Chandler-Gilbert Junior College

Batted .291 as a sophomore with seven doubles, three triples a home run and 26 RBI ... Scored 20 runs and stole five bases his second year ... As a freshman hit .271 over 50 games with 21 RBI and nine stolen bases while hitting seven doubles and three triples ... Played for former Razorback Doyle Wilson.

## Summer Baseball


Spent the summer of 2008 with the Bend Elks of the West Coast League hitting .330 over 35 games with eight doubles, two home runs and 12 RBI ... Played in the Arizona Collegiate League in the summer of 2006 hitting .425 with five home runs and 26 RBI.

## Mesquite High School

Was team MVP as a senior after hitting .485 with 17 doubles, nine home runs and 50 RBI ... Fiesta Player of the Year and named to the Arizona Republic 5A all-state team his final year ... Hit .400 with four home runs and 34 RBI as a junior and was first-team all-region.

## Personal

Darr is the son of Chris and Carol Darr ... Has one brother, Brent ... majoring in criminal justice.







# COACHES/PLAYERS



## Darr's Career Statistics

Year	Avg	GP	GS	AB	R	H	2B	3B	HR	RBI	TB	SLG%	BB	HBP	SO	GDP	OB%	SF	SH	SB	ATT	PO	A	E	FLD%
2008	.344	24	19	61	18	21	5	0	4	11	38	.623	13	2	25	1	.468	1	3	0	1	23	3	2	.929
<b>TOTAL</b>	<b>.344</b>	<b>24</b>	<b>19</b>	<b>61</b>	<b>18</b>	<b>21</b>	<b>5</b>	<b>0</b>	<b>4</b>	<b>11</b>	<b>38</b>	<b>.623</b>	<b>13</b>	<b>2</b>	<b>25</b>	<b>1</b>	<b>.468</b>	<b>1</b>	<b>3</b>	<b>0</b>	<b>1</b>	<b>23</b>	<b>3</b>	<b>2</b>	<b>.929</b>





# The Arkansas Razorbacks

COACHES/PLAYERS

## BRETT EIBNER

Outfield/Pitcher

R/R • 6-4 • 210

Sophomore

Houston, Texas

The Woodlands High School

#24



### Career Highs

Category	Highs	Opponent (last time)	Date
At Bats	6	S. Dakota St.-2	3/5/08
Runs	3	Auburn	4/6/08
Hits	5	S. Dakota St.-2	3/5/08
RBI	6	S. Dakota St.-2	3/5/08
HR	1	eight times (Miss. St.)	5/17/08
BB	3	South Carolina	5/9/08
SB	1	two times (Georgia)	3/15/08
K	3	three times (Stanford)	5/31/08

### 2009 Outlook

Arkansas' incumbent in center field, Brett Eibner proved to be a standout defender for the Razorbacks in center field as a true freshman ... With depth in the outfield, Eibner should see more time on the pitcher's mound this season ... Returned to campus in good shape and was touted by SE Baseball as a player to watch this season ... A five-tool player ... Hits for average and has power ... overpowering fastball on the mound with movement and a sharp curveball.

### 2008 (Freshman)

Led the Razorbacks in RBI with 48 and was the first freshman since Jeff King in 1984 to accomplish the task ... Batted .298 and was over .300 almost the entire season ... Belted eight home runs hitting throughout the Razorback lineup and was second on the team with 95 total bases thanks to 10 doubles, two triples and eight home runs ... Played 53 of 58 games ... Seven-game hitting streak in April going 11-29 (379) with five home runs and eight RBI ... Had three game-winning hits including a fly-ball single against Tennessee on April 19 ... Went 5-6 at the plate against South Dakota St. in the second game of a double header on March 5 with six RBI ... Was the seventh-highest player drafted to attend a Division-I college in 2007-08.

### Summer Baseball

Spent the summer of 2008 with the Wareham Gatemen of the Cape Cod League ... Drove in 18 runs and hit four home runs in his first season with a wooden bat, knocking out 24 hits ... Pitched one game over the summer and allowed one walk while striking out one over one inning.

### The Woodlands High School

Hit .417 as a senior with six home runs and 15 RBI and was 5-0 on the mound with a 2.80 ERA ... Struck out 58 and had one save ... Named 15-5A first-team all-district outfielder and third-team 5A All-State by the Texas sports Writers' Association ... Helped The Woodlands capture the 2006 5A state championship and finish No. 1 in *USA TODAY's* Super 25 baseball rankings as a junior ... Batted .254 that season with three home runs and 18 runs scored ... Was 2-0 on the mound as a junior with one save and a 0.88 ERA.

### In the Draft

2007 - Houston Astros, 4th round (141)

### Personal

Eibner is the son of Dan and Karole Eibner ... has two brothers, Drew and Ryan ... Drew played on Arkansas' men's golf team in 2007 ... majoring in liberal arts.







# COACHES/PLAYERS



## Eibner's Career Statistics

Year	Avg	GP	GS	AB	R	H	2B	3B	HR	RBI	TB	SLG%	BB	HBP	SO	GDP	OB%	SF	SH	SB	ATT	PO	A	E	FLD%
2008	.298	53	51	191	36	57	10	2	8	48	95	.497	28	7	46	1	.405	1	7	3	6	129	4	2	.985
<b>TOTAL</b>	<b>.298</b>	<b>53</b>	<b>51</b>	<b>191</b>	<b>36</b>	<b>57</b>	<b>10</b>	<b>2</b>	<b>8</b>	<b>48</b>	<b>95</b>	<b>.497</b>	<b>28</b>	<b>7</b>	<b>46</b>	<b>1</b>	<b>.405</b>	<b>1</b>	<b>7</b>	<b>3</b>	<b>6</b>	<b>129</b>	<b>4</b>	<b>2</b>	<b>.985</b>

Year	ERA	W	L	App	GS	CG	SHO	CBO	SV	IP	H	R	ER	BB	SO	2B	3B	HR	BF	B/Avg	WP	HBP	SFA	SHA	BK
2008	4.50	3	1	11	3	0	0	0	0	24.0	25	14	12	14	24	2	0	3	110	.269	2	2	1	0	0
<b>TOTAL</b>	<b>4.50</b>	<b>3</b>	<b>1</b>	<b>11</b>	<b>3</b>	<b>0</b>	<b>0</b>	<b>0</b>	<b>0</b>	<b>24.0</b>	<b>25</b>	<b>14</b>	<b>12</b>	<b>14</b>	<b>24</b>	<b>2</b>	<b>0</b>	<b>3</b>	<b>110</b>	<b>.269</b>	<b>2</b>	<b>2</b>	<b>1</b>	<b>0</b>	<b>0</b>





# The Arkansas Razorbacks

COACHES/  
PLAYERS

## TOM HAUSKEY

Catcher

R/R • 5-11 • 193

#19

Junior

Springdale, Arkansas

Springdale High School



### Career Highs

Category	Highs	Opponent (last time)	Date
At Bats	3	three times (Vanderbilt)	3/30/08
Runs	1	five times (Miss. Valley St.)	5/12/08
Hits	2	LSU	3/22/08
RBI	3	Siena	3/9/08
HR	-	-	-
BB	1	four times (Siena)	3/7/08
SB	-	-	-
K	2	two times (Vanderbilt)	3/29/08

### 2009 Outlook

After getting a larger dose of playing experience as a sophomore, Tom Hauskey put himself in contention for playing time in 2009 ... Had a great fall Cardinal-White series; hitting .353 over six games, with three doubles and a home run ... Good defensively, with a strong arm and above average footwork.

### 2008 (Sophomore)

Played a prominent role as backup catcher during the first half of the season ... Batted .238 on the season with five hits, four runs and five RBI ... Against Siena on March 9, went 1-2 at the plate with a run scored and a career best three RBI ... Coming off the bench against LSU on March 22, went 2 for 3 with a run scored and a RBI in Arkansas' improbable come-from-behind victory.

### 2007 (Freshman)

Batted .400 on the year, going 2 for 5 in seven games with a RBI and run scored ... Singled in his first at-bat as a Razorback ... Collected his first RBI against Illinois State as he walked with the bases loaded.

### 2006 (Redshirt)

Redshirted his first season with Arkansas.

### Summer Baseball

Played for Springdale's Harps AAA American Legion team in the summer of 2005.

### Springdale High School

A three-year starter for Springdale High School, he holds the school's record for career walks ... As a senior he hit .302 with 32 RBI and three home runs ... Hit 12 doubles and was named to the Waste Management All-Arkansas team ... Hit a career best .354 with 27 RBI, four home runs and 11 doubles as a junior ... Set a Springdale single-season record with six sacrifices and was named the team's defensive player of the year while also garnering all-conference honors ... Led the Bulldogs to a conference championship ... Batted .339 with six doubles and 12 RBI as a sophomore.

### Personal

Hauskey is the son of James and Karen Hauskey ... He has one sister, Jennifer ... Jennifer is a volleyball player at Mississippi State ... is majoring in accounting and finance.







# COACHES/PLAYERS



Hauskey's Career Statistics

Year	Avg	GP	GS	AB	R	H	2B	3B	HR	RBI	TB	SLG%	BB	HBP	SO	GDP	OB%	SF	SH	SB	ATT	PO	A	E	FLD%
2007	.400	7	0	5	1	2	0	0	0	1	2	.400	2	0	1	1	.571	0	0	0	0	1	0	0	1.000
2008	.238	15	0	21	4	5	0	0	0	5	5	.238	2	1	9	0	.333	0	0	0	0	34	0	1	.971
<b>TOTAL</b>	<b>.269</b>	<b>22</b>	<b>0</b>	<b>26</b>	<b>5</b>	<b>7</b>	<b>0</b>	<b>0</b>	<b>0</b>	<b>6</b>	<b>7</b>	<b>.269</b>	<b>4</b>	<b>1</b>	<b>10</b>	<b>1</b>	<b>.387</b>	<b>0</b>	<b>0</b>	<b>0</b>	<b>0</b>	<b>35</b>	<b>0</b>	<b>1</b>	<b>.972</b>





# The Arkansas Razorbacks

COACHES/PLAYERS

## JACOB HOUSE

Outfield/First base

L/L • 6-4 • 190

Sophomore

Mansfield, Texas

Timberview High School

#9



### Career Highs

Category	Highs	Opponent (last time)	Date
At Bats	5	three times (Auburn)	4/6/08
Runs	2	two times (Oral Roberts)	4/8/08
Hits	3	LSU	3/22/08
RBI	4	South Carolina	5/9/08
HR	1	five times (South Carolina)	5/9/08
BB	1	seven times (Pepperdine)	5/30/08
SB	1	three times (Tennessee)	4/20/08
K	3	Western Illinois	5/19/08

### 2009 Outlook

A summer spent in the weight room has the Razorback coaches excited about possibilities with Jacob House, as they enter the 2009 season ... House's ability to make contact and provide big hits came shining through last season, and with the added bulk, the Razorbacks hope that he can insert himself into the starting lineup either in the outfield or at first base ... Can play the outfield or first base ... Outstanding swing and approach at the plate ... Surprising power.

### 2008 (Freshman)

House's pinch hit grand slam against South Carolina propelled the Razorbacks to a sweep of the No. 13 Gamecocks and was the defining moment for Arkansas in its bid for the NCAA Tournament ... Had a great first year batting .289 in limited playing time and .333 in Southeastern Conference play ... Had five home runs and five doubles among his 28 hits, driving in 23 ... Had a good eye at the plate especially late in the season as he became a more patient hitter ... Played a significant role in Arkansas' come-from-behind victory against LSU on March 22, going 3 for 4 off the bench with a run and RBI.

### Timberview High School

House was a three-time all-district selection at Timberview playing first base and pitching ... As a senior he earned first-team all-district accolades and was named to the *Fort Worth Star-Telegram's* Super Team ... He hit .425 with five home runs, seven doubles, two triples, eight stolen bases and 30 RBI his final season, and was 4-1 on the mound with a 2.89 ERA ... Hit .496 as a junior with four home runs, 16 doubles, four triples, 12 stolen bases and 40 RBI to earn first-team all-district honors ... Earned second-team all-district honors as a sophomore.

### Personal

House is the son of Jay and Sheila House ... majoring in communications.







# COACHES/PLAYERS



## House's Career Statistics

Year	Avg	GP	GS	AB	R	H	2B	3B	HR	RBI	TB	SLG%	BB	HBP	SO	GDP	OB%	SF	SH	SB	ATT	PO	A	E	FLD%
2008	.289	33	22	97	12	28	5	0	5	23	48	.495	7	1	16	2	.340	1	1	3	5	83	7	3	.968
<b>TOTAL</b>	<b>.289</b>	<b>33</b>	<b>22</b>	<b>97</b>	<b>12</b>	<b>28</b>	<b>5</b>	<b>0</b>	<b>5</b>	<b>23</b>	<b>48</b>	<b>.495</b>	<b>7</b>	<b>1</b>	<b>16</b>	<b>2</b>	<b>.340</b>	<b>1</b>	<b>1</b>	<b>3</b>	<b>5</b>	<b>83</b>	<b>7</b>	<b>3</b>	<b>.968</b>





# The Arkansas Razorbacks

COACHES/PLAYERS

## DALLAS KEUCHEL

Left-Handed Pitcher

L/L • 6-3 • 200

Junior

Tulsa, Oklahoma

Bishop Kelley High School

#29



### Career Highs

Category	High	Opponent (last time)	Date
Innings Pitched	8.1	Florida	4/11/08
Hits	9	three times (Mississippi St.)	5/17/08
Runs	9	Ole Miss	4/25/08
Earned Runs	8	Ole Miss	4/25/08
Walks	3	four times (Mississippi St.)	5/17/08
Strikeouts	10	South Carolina	5/11/08

### 2009 Outlook

Entering the season as Arkansas' most experienced starter, Keuchel hopes to improve upon a second strong summer in Cape Cod ... Was a Cape Cod League West All-Star for the Wareham Gatemen ... A possible Friday night starter which was a role he filled some in 2008 ... Looked outstanding in fall practices, helping to solidify his position as one of Arkansas' starters ... Increased his velocity over the summer to move his fastball into the low 90s with an outstanding change-up and breaking pitch.

### 2008 (Sophomore)

Earned a spot in the weekend rotation after a brilliant spot start against LSU, where he pitched a complete game and allowed just four runs on a Sunday when Arkansas' bullpen needed rest ... Finished the year with a 4-3 record and 4.58 ERA in 74.2 innings and 11 starts ... Was second on the club in wins (4), starts (11) and strikeouts (61) ... Named the SEC Pitcher of the Week on May 12 after holding South Carolina to one run over eight innings with a career high 10 strikeouts ... On a Friday night at Florida pitched a career high 8.1 innings and allowed just one run on six hits ... Threw five or more innings in six of his 11 starts and had a 2 to 1 strikeout to walk ratio ... Was 2-1 against the SEC with a 4.72 ERA over 47.2 innings and 30 strikeouts.

### 2007 (Freshman)

SEC All-Freshman Team ... Went 6-3 on the mound with a save in with nine starts and 24 appearances ... Pitched 52 innings and accumulated a 5.88 ERA, striking out 49 and walking just 19 ... Served all roles as a freshman: starting, long relief, set-up man and closer, and was 2-1 out of the bullpen over 22.1 innings ... Allowed seven of 16 inherited runners to score ... Earned his first win against Kansas on March 9 by throwing 3.2 innings and allowing two earned runs ... Won back-to-back starts against Missouri St. and Wichita St. (April 18 & 25), on pitch count starts that combined for 5.2 innings and two runs with six strikeouts ... His sixth win of the year came from the bullpen against Ole Miss, when Arkansas clinched the SEC West title in a dramatic come-from-behind affair ... Earned the start in the SEC Tournament Championship Game.

### Summer Baseball

Has pitched two seasons for the Wareham Gatemen in the Cape Cod League ... Earned an all-star bid for the West Division ... Was just 1-3 for the Gatemen his second year, but was consistently among the league leaders in innings pitched and ERA ... Ended the 2008 season with a 2.63 ERA over 54.2 innings ... Struck out 36 while walking 13 and allowed 55 hits in nine appearances and eight starts ... In his first stint, he led the league in innings pitched with 59, going 2-4 with a 3.20 ERA ... He struck out 45 and walked just 15.

### Bishop Kelley High School

A three-time all-Metro Lakes honoree and two-time MLC Pitcher of the Year ... Led the Comets to three 5A state finals and two state championships (2004, 2006) ... As a senior went 10-0 with a 1.57 ERA and 94 strikeouts ... Held opponents to a .170 batting average ... Won his second pitcher of the year award and was named first-team Tulsa World All-Metro ... As a junior, took first-team all-Metro Lakes and second-team Tulsa World All-Metro ... Sophomore year, was 7-1 on the mound with a 1.98 ERA and 61 strikeouts ... Earned co-Pitcher of the Year honors and led Bishop Kelley to a state title ... Also played football and was an All-5A East Quarterback by the Oklahoma Football Coaches Association.

### Personal

Keuchel is the son of Dennis and Tresa Keuchel ... he has one sister, Krista ... majoring in apparel studies.







### Keuchel's Career Statistics

Year	Avg	GP	GS	AB	R	H	2B	3B	HR	RBI	TB	SLG%	BB	HBP	SO	GDP	OB%	SF	SH	SB	ATT	PO	A	E	FLD%
2007	.000	0	0	0	0	0	0	0	0	0	0	.000	0	0	0	0	.000	0	0	0	0	4	17	2	.913
2008	.000	0	0	0	0	0	0	0	0	0	0	.000	0	0	0	0	.000	0	0	0	0	7	13	1	.952
<b>TOTAL</b>	<b>.000</b>	<b>0</b>	<b>0</b>	<b>0</b>	<b>0</b>	<b>0</b>	<b>0</b>	<b>0</b>	<b>0</b>	<b>0</b>	<b>0</b>	<b>.000</b>	<b>0</b>	<b>0</b>	<b>0</b>	<b>0</b>	<b>.000</b>	<b>0</b>	<b>0</b>	<b>0</b>	<b>0</b>	<b>11</b>	<b>30</b>	<b>3</b>	<b>.932</b>

Year	ERA	W	L	App	GS	CG	SHO	CBO	SV	IP	H	R	ER	BB	SO	2B	3B	HR	BF	B/Avg	WP	HBP	SFA	SHA	BK
2007	5.88	6	3	24	9	0	0	1	1	52.0	65	43	34	19	49	10	3	3	243	.307	2	6	2	3	0
2008	4.58	4	3	19	11	1	0	0	0	74.2	81	44	38	29	61	12	0	9	336	.275	4	5	3	4	1
<b>TOTAL</b>	<b>5.12</b>	<b>10</b>	<b>6</b>	<b>43</b>	<b>20</b>	<b>1</b>	<b>0</b>	<b>1</b>	<b>1</b>	<b>126.2</b>	<b>146</b>	<b>87</b>	<b>72</b>	<b>48</b>	<b>110</b>	<b>22</b>	<b>3</b>	<b>12</b>	<b>579</b>	<b>.288</b>	<b>6</b>	<b>11</b>	<b>5</b>	<b>7</b>	<b>1</b>







# The Arkansas Razorbacks

COACHES/PLAYERS

## CHASE LEAVITT

Outfield/Infield #8  
L/R • 6-0 • 190  
Senior  
St. George, Utah  
Snow Canyon High School  
Dixie St. [Utah] Col.  
CC of Southern Nevada



### Career Highs

Category	Highs	Opponent (last time)	Date
At Bats	7	S. Dakota St.-2	3/5/08
Runs	4	Mississippi St.	5/17/08
Hits	3	five times (Mississippi St.)	5/17/08
RBI	3	two times (Miss. Valley St.)	5/12/08
HR	1	three times (Ole Miss)	4/26/08
BB	3	two times (Alcorn St.	4/16/08
SB	2	two Times (Mississippi St.)	5/17/08
K	2	seven times (Oral Roberts)	4/8/08

### 2009 Outlook

Arkansas' leading hitter in 2008, Chase Leavitt returns to patrol right field for the Razorbacks and should have another outstanding campaign ... Named to Rivals.com Preseason All-SEC team ... Played summer ball with the Harwich Mariners in the Cape Cod League and helped his team win the league championship ... Leavitt returned to campus and looked good during fall practices despite a tough academic schedule ... Possesses good speed and defensive abilities and is a tough out ... Voted team captain by the players in the fall.

### 2008 (Junior)

Named to the Stanford All-Regional Team, Leavitt went 4-8 over the two games with a run scored, RBI and two walks ... Named Arkansas' Hitter of the Year by the players ... Was featured on ESPN's Top Plays after making a leaping catch over his throwing shoulder against Mississippi State but was defeated for the play of the day by Manny Ramirez's running catch where he high fived a fan ... Batted .366 on the year after opening the year 2-8 ... Hit safely in 13 of 14 games beginning with a nine-game hitting streak and ending with another four-game streak, during that time he was 23 for 49 (.469) and raised his average 50 points ... Improved his batting average from .297 on April 1 to .366 at the end of the season ... Hit .388 in SEC games from the leadoff spot and had a .505 on-base percentage in conference contests ... Led the Razorbacks in average (.366), runs scored (60), hit by pitch (13), on-base percentage (.505) and sacrifice hits (6) ... Was second on the roster in hits (63), second in walks (41) and stolen bases (9) and fourth in doubles (10).

### Community College of Southern Nevada

After two years on a Mormon mission, resumed his career in 2007 ... Batted .355 with 14 doubles, three triples, 73 RBI and 31 stolen bases ... Named first-team all-conference as a designated hitter.

### Dixie State College

Helped Dixie State win the 2004 National Junior College National Championship ... Earned first-team All-Region XVIII honors and honorable mention All-America accolades ... Batted .372 with 48 RBI and 18 stolen bases.

### Summer Baseball

Was a starter for the Harwich Mariners of the Cape Cod League in 2008 and helped them win the League Championship ... Had a .345 on-base percentage for the Mariners and played great defense making all 30 of the plays hit to him ... Stole six bases and walked 16 times with five doubles ... Earned All-California League honors as a member of the Santa Maria Indians in 2007.

### Snow Canyon High School

A three-time all-state and all-conference honoree ... Led Snow Canyon to a state championship in 2002 ... As a senior batted .455 with 32 RBI and eight home runs for all-state honors ... Hit .487 with 27 RBI and four home runs as a junior, taking second-team all-state accolades ... As a sophomore, hit .536 and banded two home runs with 32 RBI for honorable mention all-state recognition.

### Personal

Leavitt is the son of Clayton and Cami Leavitt ... has one sister, Chelsi, and a brother, Colby ... majoring in sociology.







# COACHES/PLAYERS



Leavitt's Career Statistics

Year	Avg	GP	GS	AB	R	H	2B	3B	HR	RBI	TB	SLG%	BB	HBP	SO	GDP	OB%	SF	SH	SB	ATT	PO	A	E	FLD%
2008	.366	52	47	172	60	63	10	1	3	25	84	.488	41	13	34	1	.518	0	6	9	12	77	2	1	.988
<b>TOTAL</b>	<b>.366</b>	<b>52</b>	<b>47</b>	<b>172</b>	<b>60</b>	<b>63</b>	<b>10</b>	<b>1</b>	<b>3</b>	<b>25</b>	<b>84</b>	<b>.488</b>	<b>41</b>	<b>13</b>	<b>34</b>	<b>1</b>	<b>.518</b>	<b>0</b>	<b>6</b>	<b>9</b>	<b>12</b>	<b>77</b>	<b>2</b>	<b>1</b>	<b>.988</b>





# The Arkansas Razorbacks

COACHES/PLAYERS

## SCOTT LIMBOCKER

Left-Handed Pitcher  
L/L • 6-3 • 220  
Sophomore  
Overland Park, Kansas  
Blue Valley North High School

#36



### Career Highs

Category	High	Opponent (last time)	Date
Innings Pitched	2.1	Northern Colorado	4/4/07
Hits	4	Northern Colorado	4/4/07
Runs	3	Northern Colorado	4/4/07
Earned Runs	3	Northern Colorado	4/4/07
Walks	3	Northern Colorado	4/4/07
Strikeouts	3	Illinois St.	3/23/07

### 2009 Outlook

After a season off the field, Scott Limbocker made a triumphant return this fall ... Was a dominating force on the mound, and in the Cardinal-White series was 2-0 with a 3.00 ERA over a team leading 12 innings ... A big left-hander who throws strikes, he could be a valuable commodity out of the bullpen for the Razorbacks ... Tremendous up-side with a good curve and a spotting fastball.

### 2008 (Redshirt)

Limbocker redshirted the 2008 season.

### 2007 (Freshman)

Made three appearances as a freshman ... Posted a 6.75 ERA over 5.1 innings, walking five and striking out four ... Made one start against Northern Colorado on April 4, and allowed three runs on four hits over 2.1 innings ... Also pitched against Louisiana Tech and Illinois State.

### Summer Baseball


Was on the So Cal Fire in 2008 of the Southern California Collegiate Association ... Helped the Fire to a ninth-place finish in the National Baseball Congress World Series ... Pitched for the Nevada (Mo.) Griffins of the Jayhawk Summer League in 2007.

### Blue Valley North High School

As a senior Limbocker went 5-3 with a 1.05 ERA to take first-team all-state, first-team Kansas City All-Metro and first-team All-Eastern Kansas League honors ... Threw five complete games and allowed just 19 hits over 53 innings while striking out 80 ... Won five games for Blue Valley as a junior.

### Personal

Limbocker is the son of Craig and Kathi Limbocker ... He has one sister, Sarah, and a brother, Ryan ... Graduated in the top-10 percent of his class at Blue Valley North ... Majoring in political science.







### Limbocker's Career Statistics

Year	Avg	GP	GS	AB	R	H	2B	3B	HR	RBI	TB	SLG%	BB	HBP	SO	GDP	OB%	SF	SH	SB	ATT	PO	A	E	FLD%
2007	.000	0	0	0	0	0	0	0	0	0	0	.000	0	0	0	0	.000	0	0	0	0	1	1	0	1.000
<b>TOTAL</b>	<b>.000</b>	<b>0</b>	<b>0</b>	<b>0</b>	<b>0</b>	<b>0</b>	<b>0</b>	<b>0</b>	<b>0</b>	<b>0</b>	<b>0</b>	<b>.000</b>	<b>0</b>	<b>0</b>	<b>0</b>	<b>0</b>	<b>.000</b>	<b>0</b>	<b>0</b>	<b>0</b>	<b>0</b>	<b>1</b>	<b>1</b>	<b>0</b>	<b>1.000</b>

Year	ERA	W	L	App	GS	CG	SHO	CBO	SV	IP	H	R	ER	BB	SO	2B	3B	HR	BF	B/Avg	WP	HBP	SFA	SHA	BK
2007	6.75	0	0	3	1	0	0	0	0	5.1	6	4	4	5	4	1	1	0	26	.286	0	0	0	0	0
<b>TOTAL</b>	<b>6.75</b>	<b>0</b>	<b>0</b>	<b>3</b>	<b>1</b>	<b>0</b>	<b>0</b>	<b>0</b>	<b>0</b>	<b>5.1</b>	<b>6</b>	<b>4</b>	<b>4</b>	<b>5</b>	<b>4</b>	<b>1</b>	<b>1</b>	<b>0</b>	<b>26</b>	<b>.286</b>	<b>0</b>	<b>0</b>	<b>0</b>	<b>0</b>	<b>0</b>





# The Arkansas Razorbacks

COACHES/PLAYERS

## SCOTT LYONS

Infield  
R/R • 6-0 • 185  
Senior  
Covina, California  
Charter Oak High School  
Cal St.-Northridge  
Mt. San Antonio [Calif.] JC

#3



### Career Highs

Category	Highs	Opponent (last time)	Date
At Bats	5	two times (Missouri St.)	4/30/08
Runs	3	Missouri St.	4/30/08
Hits	4	Missouri St.	4/30/08
RBI	2	two times (Missouri St.)	4/30/08
HR	-	-	-
BB	1	five times (Ole Miss)	4/25/08
SB	1	Alabama	5/2/08
K	2	three times (Pepperdine)	5/30/08

### 2009 Outlook

The leading candidate for the starting shortstop position, Scott Lyons has the experience and ability to be a leader for the Razorbacks this spring ... Was Arkansas' backup at shortstop last season, but still played 33 games at the position ... Spent the summer in Fayetteville training and adding muscle, which showed during fall practices ... Has good baseball instincts and speed.

### 2008 (Junior)

Opened the season in a slump going 0-20 at the plate ... Managed at the plate in tough times with two three-plus hit games and seven multi-hit contests ... Finished the season with a .200 average, three doubles, 11 runs and 10 RBI ... Against Oral Roberts in mid April, went 3 for 4 with the RBI ... Picked up four hits against Missouri State on April 30, scoring three runs and driving in two.

### Mt. San Antonio Junior College

Set a school record with his .456 batting average in 2007 ... Belted 12 doubles, four triples and scored 44 runs ... Named first-team All-South Coast Conference ... Earned All-Southern California and all-state honors.

### Cal. St.-Northridge

Began his collegiate career in 2006 and started at shortstop ... Hit .321 with the Matadors with a home run and 30 RBI ... Named honorable mention All-Big West.

### Summer Baseball

Spent the summer of 2007 in the Cape Cod League with the Chatham A's ... Batted .246 with one home run, three triples and 13 RBI.

### Charter Oak High School

Three-time all-league honoree and four-year letterman ... As a senior batted .410 with two home runs and led his team to the Miramonte League title ... Named first-team All-Miramonte as well as first-team All-CIF and All-San Gabriel Valley ... Hit .475 as a junior and garnered first-team All-Miramonte, All-CIF and All-San Gabriel Valley ... Once again hit over .400 with a .455 average as a sophomore.

### In the Draft

2007 - Boston Red Sox, 36th round (1,099)

### Personal


Lyons is the son of Doug and Patty Lyons ... He has one brother, Brett ... Majoring in sociology.







# COACHES/PLAYERS



## Lyons' Career Statistics

Year	Avg	GP	GS	AB	R	H	2B	3B	HR	RBI	TB	SLG%	BB	HBP	SO	GDP	OB%	SF	SH	SB	ATT	PO	A	E	FLD%
2008	.200	33	27	100	11	20	3	0	0	10	23	.230	5	3	18	2	.257	1	4	1	1	30	85	6	.950
<b>TOTAL</b>	<b>.200</b>	<b>33</b>	<b>27</b>	<b>100</b>	<b>11</b>	<b>20</b>	<b>3</b>	<b>0</b>	<b>0</b>	<b>10</b>	<b>23</b>	<b>.230</b>	<b>5</b>	<b>3</b>	<b>18</b>	<b>2</b>	<b>.257</b>	<b>1</b>	<b>4</b>	<b>1</b>	<b>1</b>	<b>30</b>	<b>85</b>	<b>6</b>	<b>.950</b>



**JAMES MAHLER**

Right-Handed Pitcher

R/R • 6-6 • 240

Sophomore

Sandy, Utah

Jordan High School

#42



# The Arkansas Razorbacks

**Career Highs**

Category	High	Opponent (last time)	Date
Innings Pitched	4.2	S. Dakota St.-1	3/5/08
Hits	5	Wright St.	2/22/08
Runs	6	Georgia	3/16/08
Earned Runs	4	Wright St.	2/22/08
Walks	5	two times (Georgia)	3/16/08
Strikeouts	8	Mississippi St.	5/17/08

**2009 Outlook**

James Mahler has the body type to be a great pitcher at every level ... A 90-mph fastball, knuckle curve and a changeup make up his repertoire, and has made huge strides over the last year on his mechanics ... Came on strong at the end of the 2008 season, but missed part of the fall due to illness ... Should be ready to compete come February.

**2008 (Freshman)**

Started his first five games as a Razorback before an injury put him on the sideline for a month ... Returned to Arkansas' bullpen and was very effective down the stretch, allowing just one run in his seven relief appearances ... Finished the year 3-1 with a 3.41 ERA and 32 strikeouts over 29 innings ... Against Mississippi State on May 17, came out of the pen to throw 3.2 innings of one hit baseball and, struck out a career high eight batters to get the win ... In SEC play, he was 2-1 with a 2.89 ERA in four appearances, with 11 strikeouts.

**Summer Baseball**

Appeared in five games for the Bend Elks of the West Coast Collegiate Baseball League in the summer of 2008 ... Ended the summer with a 0-1 record over 13.2 innings of work.

**Jordan High School**


Was an all-state selection as a senior where he led the Beetdiggers to a 5A State Championship ... Struck out 10 consecutive batters against Alta, Utah; the second most in state history ... Was 8-3 as a junior with a 2.12 ERA ... Named second-team all-state and first-team all-region as a junior.

**In the Draft**

2007 – Philadelphia Phillies, 42nd round (1,262)

**Personal**

Mahler is the son of Mich and Annette Mahler ... He has a sister, Rachel ... His father Mick and uncle Rick are both former Major League Pitchers, Mick played for eight seasons with Atlanta, California, Pittsburgh, Montreal, Detroit, Texas and Toronto ... He is majoring in psychology.







# COACHES/PLAYERS



## Mahler's Career Statistics

Year	Avg	GP	GS	AB	R	H	2B	3B	HR	RBI	TB	SLG%	BB	HBP	SO	GDP	OB%	SF	SH	SB	ATT	PO	A	E	FLD%
2008	.000	0	0	0	0	0	0	0	0	0	0	.000	0	0	0	0	.000	0	0	0	0	0	2	0	1.000
<b>TOTAL</b>	<b>.000</b>	<b>0</b>	<b>0</b>	<b>0</b>	<b>0</b>	<b>0</b>	<b>0</b>	<b>0</b>	<b>0</b>	<b>0</b>	<b>0</b>	<b>.000</b>	<b>0</b>	<b>0</b>	<b>0</b>	<b>0</b>	<b>.000</b>	<b>0</b>	<b>0</b>	<b>0</b>	<b>0</b>	<b>0</b>	<b>2</b>	<b>0</b>	<b>1.000</b>

Year	ERA	W	L	App	GS	CG	SHO	CBO	SV	IP	H	R	ER	BB	SO	2B	3B	HR	BF	B/Avg	WP	HBP	SFA	SHA	BK
2008	3.41	3	1	12	5	0	0	0	0	29.0	25	14	11	20	32	3	1	4	132	.231	5	1	1	2	0
<b>TOTAL</b>	<b>3.41</b>	<b>3</b>	<b>1</b>	<b>12</b>	<b>5</b>	<b>0</b>	<b>0</b>	<b>0</b>	<b>0</b>	<b>29.0</b>	<b>25</b>	<b>14</b>	<b>11</b>	<b>20</b>	<b>32</b>	<b>3</b>	<b>1</b>	<b>4</b>	<b>132</b>	<b>.231</b>	<b>5</b>	<b>1</b>	<b>1</b>	<b>2</b>	<b>0</b>





# The Arkansas Razorbacks

COACHES/PLAYERS

## SAM MURPHY

Right-Handed Pitcher

R/R • 6-0 • 207

Sophomore

Omaha, Nebraska

Westside High School

#45



### Career Highs

Category	High	Opponent (last time)	Date
Innings Pitched	6.0	Alcorn St.	4/16/08
Hits	8	Oral Roberts	4/8/08
Runs	5	Oral Roberts	4/8/08
Earned Runs	5	Oral Roberts	4/8/08
Walks	5	Oral Roberts	4/8/08
Strikeouts	4	three times (Western Ill.)	5/19/08

### 2009 Outlook

A season on the mound as one of Arkansas' mid-week starters should have Sam Murphy primed and ready for another solid season ... Was consistent in his midweek starts in 2008, and could see time in the bullpen for the Razorbacks' weekend series ... Has an upper 80s fastball with movement and a quality slider.

### 2008 (Freshman)

Started the season in the bullpen before being moved into a mid-week starter spot ... Made seven starts on the year and finished with a 3-2 record and 4.81 ERA ... In 39.1 innings struck out 21 batters ... Against No. 22 Nebraska he came out of the pen to throw five innings of two run baseball earning a chance to start ... Lost his first two starts before earning his first win against Alcorn St. when he threw six innings and allowed just one run ... Finished the season with three straight wins against Alcorn St., Mississippi Valley State and Western Illinois.

### 2007 (Redshirt)

Murphy redshirted the 2007 season.

### Summer Baseball

Played for the Duluth Huskies of the Northwoods League during the summer of 2008 ... Accumulated a 1-3 record over 16 games and 39.2 innings of work holding opponents to a .221 batting average.

### Westside High School

A two-time first-team All-Nebraska selection ... Honorable mention all-state in 2004 ... Honorable mention All-America ... Three-time first-team All-Metro ... Was 6-1 as a senior with a 1.20 ERA and 64 strikeouts ... Was the captain of the all-state team and pitched a complete game shutout to lead Westside to a state championship ... Was 7-1 as a junior with a 1.30 ERA and 50 strikeouts ... Recorded a 6-2 record as a sophomore with 45 strikeouts and a 1.80 ERA ... As a freshman he held a record of 1-0 with seven strikeouts and a 3.01 ERA ... Assisted Westside's capture of the state championship.

### Personal

Murphy is the son of Dan and Ann Murphy ... has a sister, Molly, and a brother, Mike ... was a member of the National Honor Society ... majoring in communications.







# COACHES/PLAYERS



## Murphy's Career Statistics

Year	Avg	GP	GS	AB	R	H	2B	3B	HR	RBI	TB	SLG%	BB	HBP	SO	GDP	OB%	SF	SH	SB	ATT	PO	A	E	FLD%
2008	.000	0	0	0	0	0	0	0	0	0	0	.000	0	0	0	0	.000	0	0	0	0	3	4	2	.778
<b>TOTAL</b>	<b>.000</b>	<b>0</b>	<b>0</b>	<b>0</b>	<b>0</b>	<b>0</b>	<b>0</b>	<b>0</b>	<b>0</b>	<b>0</b>	<b>0</b>	<b>.000</b>	<b>0</b>	<b>0</b>	<b>0</b>	<b>0</b>	<b>.000</b>	<b>0</b>	<b>0</b>	<b>0</b>	<b>0</b>	<b>3</b>	<b>4</b>	<b>2</b>	<b>.778</b>

Year	ERA	W	L	App	GS	CG	SHO	CBO	SV	IP	H	R	ER	BB	SO	2B	3B	HR	BF	B/Avg	WP	HBP	SFA	SHA	BK
2008	4.81	3	2	11	7	0	0	0	0	39.1	42	23	21	16	21	9	0	2	170	.286	4	2	3	2	0
<b>TOTAL</b>	<b>4.81</b>	<b>3</b>	<b>2</b>	<b>11</b>	<b>7</b>	<b>0</b>	<b>0</b>	<b>0</b>	<b>0</b>	<b>39.1</b>	<b>42</b>	<b>23</b>	<b>21</b>	<b>16</b>	<b>21</b>	<b>9</b>	<b>0</b>	<b>2</b>	<b>170</b>	<b>.286</b>	<b>4</b>	<b>2</b>	<b>3</b>	<b>2</b>	<b>0</b>



**STEPHEN RICHARDS**

Left-Handed Pitcher

L/L • 5-11 • 175

#49

Junior

Plano, Texas

Plano East High School

**The Arkansas Razorbacks****Career Highs**

Category	High	Opponent (last time)	Date
Innings Pitched	3	Alabama	5/12/07
Hits	4	three times (Ole Miss-1)	4/26/08
Runs	4	three times (Ole Miss-1)	4/26/08
Earned Runs	4	Troy	2/10/07
Walks	3	two times (Auburn)	4/6/08
Strikeouts	6	Tennessee	4/18/08

**2009 Outlook**

The most reliable arm out of the bullpen for the Razorbacks in 2008, Stephen Richards could be Arkansas' closer or a late inning specialist in 2009 ... Throws strikes with a fastball in the upper 80s and has a devastating slider as his out pitch.

**2008 (Sophomore)**

Arkansas' most consistent reliever in 2008, Richards pitched in 17 games ... Arkansas' coaching staff used him sparingly as he battled arm soreness during the season ... Went 2-4 with a 4.21 ERA and three saves over 25.2 innings of work ... Struck out 36 batters and walked just 13 ... Allowed only four extra base hits ... Allowed just six of 14 inherited runners to score and retired 13 of the 17 first batters he faced ... Was outstanding in the Florida series as he earned a save in two outings as he threw three innings total and did not allow a single runner to reach base ... In the Tennessee series, he tossed 5.1 innings of relief over two games and was 1-1 allowing two runs, one in each game ... Picked up his first win in Arkansas' victory at Nebraska by throwing two innings and allowing just one hit ... Struck out three in Arkansas' NCAA Regional appearance against Stanford over two innings of work and did not allow a base runner.

**2007 (Freshman)**

Earned an increased role out of the bullpen as the season progressed ... Finished the season with a 1-2 record and a 5.64 ERA with 20 strikeouts and 11 walks in 22.1 innings ... Held opponents to a .275 batting average and allowed just three extra base hits ... Only seven of 17 inherited runners scored and he retired the first batter he faced 10 times in 15 appearances ... Earned his first collegiate win against Kansas after throwing 1.1 innings and allowing just a single hit ... Made one start mid season against Northern Colorado and pitched two innings, allowing four hits and four runs ... Earned a save at Alabama by throwing three innings of two hit, two run ball ... Pitched 2.1 innings in the SEC Tournament Championship game and allowed a single run on two hits and a walk with two strikeouts ... Saw action in two games at the NCAA Fayetteville Regional and picked up a loss over 2.2 innings allowing three earned runs on three hits with three strikeouts.

**Summer Ball**


Pitched for the McKinney Marshals of the Texas Collegiate League in 2007 ... Was 2-2 with a 1.57 ERA and .183 opponent batting average in seven starts.

**Plano East High School**

As a senior was named second-team all-district after going 4-4 with 60 strikeouts ... Was 1-4 as a junior with a 1.40 ERA and 48 strikeouts ... Named honorable mention all-district ... Was brilliant as a sophomore with an 8-0 record and 1.10 ERA and 55 strikeouts ... Went 3-0 as a freshman for Plano East with a 1.61 ERA and 20 strikeouts.

**Personal**

Richards is the son of Curt and Sarah Richards ... has a brother, Scott ... majoring in sociology.







Richards' Career Statistics

Year	Avg	GP	GS	AB	R	H	2B	3B	HR	RBI	TB	SLG%	BB	HBP	SO	GDP	OB%	SF	SH	SB	ATT	PO	A	E	FLD%
2007	.000	0	0	0	0	0	0	0	0	0	0	.000	0	0	0	0	.000	0	0	0	0	3	3	0	1.000
2008	.000	0	0	0	0	0	0	0	0	0	0	.000	0	0	0	0	.000	0	0	0	0	0	3	0	1.000
<b>TOTAL</b>	<b>.000</b>	<b>0</b>	<b>0</b>	<b>0</b>	<b>0</b>	<b>0</b>	<b>0</b>	<b>0</b>	<b>0</b>	<b>0</b>	<b>0</b>	<b>.000</b>	<b>0</b>	<b>0</b>	<b>0</b>	<b>0</b>	<b>.000</b>	<b>0</b>	<b>0</b>	<b>0</b>	<b>0</b>	<b>3</b>	<b>6</b>	<b>0</b>	<b>1.000</b>

Year	ERA	W	L	App	GS	CG	SHO	CBO	SV	IP	H	R	ER	BB	SO	2B	3B	HR	BF	B/Avg	WP	HBP	SFA	SHA	BK
2007	5.64	1	2	15	1	0	0	0	1	22.1	22	16	14	11	20	1	1	1	98	.275	4	2	2	3	0
2008	4.21	2	4	17	0	0	0	0	3	25.2	26	16	12	13	36	2	1	1	120	.257	5	4	1	1	0
<b>TOTAL</b>	<b>4.88</b>	<b>3</b>	<b>6</b>	<b>32</b>	<b>1</b>	<b>0</b>	<b>0</b>	<b>0</b>	<b>4</b>	<b>48.0</b>	<b>48</b>	<b>32</b>	<b>26</b>	<b>24</b>	<b>56</b>	<b>3</b>	<b>2</b>	<b>2</b>	<b>218</b>	<b>.265</b>	<b>9</b>	<b>6</b>	<b>3</b>	<b>4</b>	<b>0</b>





# The Arkansas Razorbacks

COACHES/PLAYERS

## BEN TSCHAPIKOW

Infielder

L/R • 5-11 • 200

Senior

Fayetteville, Arkansas

Fayetteville High School

#1



### Career Highs

Category	Highs	Opponent (last time)	Date
At Bats	6	Georgia	4/22/07
Runs	3	five times (Ole Miss-2)	4/26/08
Hits	4	Siena	3/7/08
RBI	5	LSU	3/22/08
HR	1	four times (Alabama)	5/3/08
BB	2	seven times (Tennessee)	4/20/08
SB	1	12 times (Mississippi St.)	5/17/08
K	2	five times (Missouri St.)	4/30/08

### 2009 Outlook

Returning for his fifth season, the Arkansas coaching staff is expecting big things from Ben Tschepikow as he comes off his best season as a Razorback ... Voted a team captain by the players in the offseason ... One of the Southeastern Conference's best second basemen ... A solid number two hitter who has the ability to put the bat on the ball and move base runners ... Led the Razorbacks in the Cardinal-White series this fall with a .444 average (8 for 18) with six extra-base hits and six RBI.

### 2008 (Junior)

Had his healthiest season by far as a Razorback, despite returning from off-season wrist surgery and responded with a .301 average over 53 games ... Led the Razorbacks in doubles (15), triples (3) and tied for the team lead in sacrifices (8; 3 flies, 5 bunts) ... Stole six bases, walked 23 times and was hit by five pitches ... Made a fantastic 1-2 punch at the top of the Razorback lineup with Chase Leavitt ... Had a 13-game hitting streak in late April and early May that raised his average 30 points ... His hitting streak coincided with a career best 12-game run string where he crossed the plate 16 times ... Had 18 multi-hit games including a career-best four hit game against Siena on March 7 ... Drove in a career best five runs against LSU on March 22 to spark an improbable Razorback come-from-behind victory ... Scored the game-winning run against Tennessee on April 19 when he went from first to home on a bloop fly ball just past second base.

### 2007 (Sophomore)

Made 42 starts in 50 games, but was limited in his playing time as he returned from back surgery and suffered a wrist injury ... Finished the year with a .279 batting average and hit .333 with runners in scoring position ... Drove in 29 runs and scored 34 with nine doubles, a triple and a home run ... Drew 19 walks and stole three bases ... Hit safely in 36 of 50 games including a 30 of his 42 starts ... Had five sacrifice flies and five sacrifice bunts ... Was 7 for 12 (.583) off the bench with four RBI ... Broke out of a 0-for-12 slump vs. Oral Roberts on March 13 by going 3 for 4 with a home run and a then career best four RBI.

### 2006 (Medical Redshirt)

Saw action in just 14 games, as a back injury prevented him from playing effectively which forced him to undergo surgery ... Batted .167 over his 14 games ... Went 2 for 3 against Oklahoma St. at the Jaguar Invitational with a double ... Made his final appearance in a game on March 11 as a defensive replacement.

### 2005 (Freshman)

Made 16 starts in 21 games at both the designated hitter position and second base ... Struggled some with a back injury that hurt him late in the season ... Hit .400 for the season with a .514 on-base percentage ... Had 16 RBI and 14 walks with just six strike outs in 60 at bats ... Saw increased playing time after an injury to a teammate and hit .462 from that moment to the end of the year ... Had a 10-game hitting streak off the bench from April 5 to May 14 ... Drove in the game-winning run with two outs in the 10th inning against Vanderbilt on April 9 ... Went 2 for 4 with a walk and a run scored at the SEC Tournament ... Started three of four games at the NCAA Regional in Austin, Texas, batted .417 with five hits in 12 at bats, and drove in five runs and scored two.

### Summer Baseball

Played one summer for the Weatherford Wranglers of the Texas Collegiate League.

### Fayetteville High School

Finished his prep career with a .430 average and nine home runs ... Led the Bulldogs to a state title in 2003 ... Named honorable mention all-state as a junior ... Missed his senior season of baseball to a wrist injury ... Also earned letters in football and basketball and took all-state honors in football his senior season.

### Personal

Tschepikow is the son of Nick and Frances Tschepikow ... has two brothers, Nick and Kyle ... majoring in kinesiology.







# COACHES/PLAYERS



Tschepikow's Career Statistics

Year	Avg	GP	GS	AB	R	H	2B	3B	HR	RBI	TB	SLG%	BB	HBP	SO	GDP	OB%	SF	SH	SB	ATT	PO	A	E	FLD%
2005	.400	21	16	60	13	24	4	0	1	16	31	.517	14	0	6	0	.514	0	0	1	4	25	35	3	.952
2006	.167	14	11	36	5	6	1	0	1	3	10	.278	7	0	4	1	.295	1	0	1	2	18	17	3	.921
2007	.279	50	42	179	34	50	9	1	1	29	64	.358	19	7	20	4	.362	5	5	3	4	68	113	14	.928
2008	.301	53	50	209	48	63	15	3	1	30	87	.416	23	5	22	0	.379	3	5	6	8	104	133	8	.967
<b>TOTAL</b>	<b>.295</b>	<b>138</b>	<b>119</b>	<b>484</b>	<b>100</b>	<b>143</b>	<b>29</b>	<b>4</b>	<b>4</b>	<b>78</b>	<b>192</b>	<b>.397</b>	<b>63</b>	<b>12</b>	<b>52</b>	<b>5</b>	<b>.384</b>	<b>9</b>	<b>10</b>	<b>11</b>	<b>18</b>	<b>215</b>	<b>298</b>	<b>28</b>	<b>.948</b>





**JUSTIN WELLS**  
 Right-Handed Pitcher  
 R/R • 6-0 • 182  
 Senior  
 Bryant, Arkansas  
 Bryant High School  
 Texarkana College

**#30**



# The Arkansas Razorbacks

## Career Highs

Category	High	Opponent (last time)	Date
Innings Pitched	9.0	Tennessee	4/19/08
Hits	12	Alabama	5/3/08
Runs	9	South Carolina	5/9/08
Earned Runs	8	Alabama	5/3/08
Walks	3	three times (Ole Miss-1)	4/26/08
Strikeouts	10	Alabama	5/3/08

## 2009 Outlook

Justin Wells' position on the Arkansas pitching staff has yet to be determined, but his value is not lost on the Razorback coaching staff ... Has a rubber arm and can throw for long stretches when needed, so he could stay in the weekend starting rotation or move to the bullpen where he could be used multiple days over the course of the week ... Throws strikes and has three pitches at his disposal ... Looked good in the Cardinal-White series.

## 2008 (Junior)

Voted the team's most outstanding pitcher by the players despite a 6.05 ERA ... Came ready to compete every outing and threw 6.0 innings or more in all but one of his seven starts and six-plus innings in two relief appearances ... Ended the season with a 3-2 record over 18 appearances and 77.1 innings ... Led the team in strikeouts with 76 and allowed just 23 walks ... Had the lowest opponent batting average of the Arkansas starters (.268) and threw just one wild pitch ... In SEC play he struck out 61 batters in 64 innings and walked 16 ... Won his first two decisions as a starter ... Made his mark against LSU on March 22 in relief, when he threw 7.1 innings and shut out the Tigers over the final five to allow Arkansas an improbable come-from-behind win ... Pitched nine innings against Tennessee on April 19 only to get a no decision ... Struck out nine or more batters in three of his 18 appearances.

## Texarkana College

Was 10-1 as a sophomore with a 2.25 ERA which ranked 43rd in the NJCAA ... Pitched 80 innings and struck out 73 while issuing just 20 walks in 14 starts ... Named to Region 14 East Zone All-Conference honors as a sophomore ... As a freshman went 4-3 on the mound and set a school record with nine saves ... Posted a 3.26 ERA over 38.2 innings and struck out 28 to just five walks.

## Summer Baseball

In the summer of 2007 Wells played for the Weatherford Wranglers of the Texas Collegiate League.

## Bryant High School

Three-time all-state selection (sophomore, junior, senior) ... Also played shortstop for the Hornets ... Three-year letterwinner.

## Personal

Wells is the son of Doug Wells ... Has a brother, Ben ... majoring in criminal justice.







# COACHES/PLAYERS



## Wells' Career Statistics

Year	Avg	GP	GS	AB	R	H	2B	3B	HR	RBI	TB	SLG%	BB	HBP	SO	GDP	OB%	SF	SH	SB	ATT	PO	A	E	FLD%
2008	.000	1	0	0	0	0	0	0	0	0	0	.000	0	0	0	0	.000	0	0	0	0	8	15	1	.958
<b>TOTAL</b>	<b>.000</b>	<b>1</b>	<b>0</b>	<b>0</b>	<b>0</b>	<b>0</b>	<b>0</b>	<b>0</b>	<b>0</b>	<b>0</b>	<b>0</b>	<b>.000</b>	<b>0</b>	<b>0</b>	<b>0</b>	<b>0</b>	<b>.000</b>	<b>0</b>	<b>0</b>	<b>0</b>	<b>0</b>	<b>8</b>	<b>15</b>	<b>1</b>	<b>.958</b>

Year	ERA	W	L	App	GS	CG	SHO	CBO	SV	IP	H	R	ER	BB	SO	2B	3B	HR	BF	B/Avg	WP	HBP	SFA	SHA	BK
2008	6.05	3	2	18	7	0	0	0	0	77.1	81	57	52	23	76	13	2	16	346	.268	1	9	2	8	0
<b>TOTAL</b>	<b>6.05</b>	<b>3</b>	<b>2</b>	<b>18</b>	<b>7</b>	<b>0</b>	<b>0</b>	<b>0</b>	<b>0</b>	<b>77.1</b>	<b>81</b>	<b>57</b>	<b>52</b>	<b>23</b>	<b>76</b>	<b>13</b>	<b>2</b>	<b>16</b>	<b>346</b>	<b>.268</b>	<b>1</b>	<b>9</b>	<b>2</b>	<b>8</b>	<b>0</b>





# The Arkansas Razorbacks

COACHES/PLAYERS

## ANDY WILKINS

Infield

L/R • 6-2 • 225

Sophomore

Broken Arrow, Oklahoma

Broken Arrow High School

#17



### Career Highs

Category	Highs	Opponent (last time)	Date
At Bats	5	nine times (Stanford)	5/31/08
Runs	3	two times (Siena)	3/3/08
Hits	4	South Carolina	5/9/08
RBI	5	two times (Centenary)	3/25/08
HR	1	eight times (Western Ill.)	5/19/08
BB	2	three times (Western Ill.)	5/19/08
SB	1	Arizona St.	3/11/08
K	3	Mississippi St.	5/16/08

### 2009 Outlook

Andy Wilkins possesses one of the sweetest swings on the Razorback roster ... Can hit for power and average and will likely see time at either first base or designated hitter, but can also play the hot corner when asked ... Great strike zone awareness ... Could be a force in the middle of the Arkansas lineup.

### 2008 (Freshman)

SEC Freshman of the Week on Feb. 25 after Arkansas' opening weekend with Wright State, where he went 5 for 11 with a home run, six RBI and three runs scored ... Batted .331 for the season with 45 hits, 38 RBI, 11 doubles and eight home runs despite missing more than a month to a rib cage injury ... Second on the Razorback roster with a .558 slugging percentage and his 16 walks gave him a .391 on-base percentage ... Started 35 of 40 games, mostly at first base but did start six games at third and five as the designated hitter ... Opened his career with a six-game hitting streak, a streak he matched later in the year ... Drove in five runs against Siena on March 8, going 3 for 5 with a double and a home run ... Upon returning from his injury, went 4 for 5 against South Carolina and for the series banged out six hits in 12 at bats with three runs scored and two RBI ... Was 3 for 9 at the NCAA Stanford Regional with a run scored.

### Summer Baseball

Played for the Yarmouth-Dennis Red Sox of the Cape Cod League in the summer of 2008 ... Led the squad with five home runs and 26 RBI ... Batted .271 in his stint with a .450 slugging and .356 on-base percentage ... hit 10 doubles and walked 19 times in 21 games at first base.

### Broken Arrow High School

Two-time all-state ... Two-time Louisville Slugger High School All-American ... *Baseball America* ranked him the No. 11 prospect out of Oklahoma ... Hit 36 home runs in his final three seasons ... As a senior batted .538 (63 for 117) with 18 doubles, a triple and 12 home runs ... Scored 52 runs and drove in 53 his final year with a .635 on-base percentage and slugged 1.017 ... Hit .496 as a junior with a school record 17 home runs and 16 doubles ... Scored 30 runs and drove in 60 ... 1.109 slugging and .519 on-base percentage ... Batted .366 as a sophomore with seven home runs.

### In the Draft

2007 – Texas Rangers, 25th round (770)

### Personal


Wilkins is the son of Joe and Sue Wilkins ... Has a brother, Brian Scott ... Majoring in kinesiology







# COACHES/PLAYERS



## Wilkins' Career Statistics

Year	Avg	GP	GS	AB	R	H	2B	3B	HR	RBI	TB	SLG%	BB	HBP	SO	GDP	OB%	SF	SH	SB	ATT	PO	A	E	FLD%
2008	.331	35	34	136	29	45	11	0	8	38	80	.588	20	0	29	0	.411	2	0	1	1	210	32	3	.988
<b>TOTAL</b>	<b>.331</b>	<b>35</b>	<b>34</b>	<b>136</b>	<b>29</b>	<b>45</b>	<b>11</b>	<b>0</b>	<b>8</b>	<b>38</b>	<b>80</b>	<b>.588</b>	<b>20</b>	<b>0</b>	<b>29</b>	<b>0</b>	<b>.411</b>	<b>2</b>	<b>0</b>	<b>1</b>	<b>1</b>	<b>210</b>	<b>32</b>	<b>3</b>	<b>.988</b>



**KYLE ATKINS**

Outfield

R/R • 5-11 • 185

#21

Freshman

DeQueen, Arkansas

DeQueen High School

**2009 Outlook**

Good baserunner ... Singles hitter ... Needs to develop his game ... Batted .250 in the Cardinal-White series with two singles and a walk.

**Summer Baseball**

Played for the Nashville Patriots prior to arriving at Arkansas.

**BO BIGHAM**

Infield

R/R • 5-11 • 170

#12

Freshman

Texarkana, Arkansas

Arkansas High School

**2009 Outlook**

Fought through injury most of the fall ... One of team's better hitters when healthy ... Second baseman with the ability to play third.

**Summer Baseball**

Played for the American Legion Indians prior to attending Arkansas.

**BRYAN BINGHAM**

Right-Handed Pitcher

R/R • 6-6 • 210

#38

Junior

Allen, Texas

Allen High School

Dallas Baptist Univ.

Navarro College

**2009 Outlook**

Big right hander that throws strikes ... Coaches feel he has a lively arm ... Should battle for a starting spot this season.

**Navarro College**

Went 12-1 for Navarro College ... 11-0 in conference games ... First-Team NJCAA All-American ... Pitcher of the Year ... NJCAA Olympic Team.

# The Arkansas Razorbacks

**DeQueen High School**

A four-year letterwinner in baseball, track and football ... Named all-conference three times ... Chosen for the all-state tournament team as a junior and senior and named all-state as a senior ... Set a DeQueen school record for stolen bases with 35 ... In track set a school record for the 100-meter dash.

**Personal**

Atkins is the son of Mike and Patti Atkins ... has two siblings, Molly Arnold and Ryan ... majoring in business.

**Arkansas High School**

A two-time all-state player ... Batted better than .430 in each of his four years of high school ... As a sophomore hit a career high .532 with three home runs, 38 RBI and 27 stolen bases ... Hit .500 as a junior with 43 RBI ... Led his team to a state championship ... Capped his prep career with a .460 average ... Had career highs for home runs (10) and RBI (50) ... Also played football and was named all-state twice.

**Personal**

Bigham is the son of Mike and June Bigham ... has two siblings, Dylan and Ginger ... majoring in business.

**Dallas Baptist University**

Only pitched two times for Dallas Baptist ... Posted a 0-0 record in two innings of relief.

**Summer Baseball**

Played for the Coppell Copperheads in the Texas Collegiate League in the summer of 2007 ... Went 1-2 on the mound with a 3.38 ERA ... Made six starts and completed one game ... Struck out 35 while walking 17.

**Allen High School**

Was a two-year starter for the varsity baseball team as a junior and senior.

**In the Draft**

2008 - Detroit Tigers, 40th round (1,213)

**Personal**

Bingham is the son of Bing and Bonny Bingham ... has one brother, Brad ... majoring in sociology.



# The Arkansas Razorbacks



COACHES/PLAYERS

## TIM CARVER

Infield

R/R • 5-11 • 179

Redshirt Freshman

Fayetteville, Arkansas

Fayetteville High School

#18



### 2009 Outlook

After a season of training, Tim Carver appears to be ready for the rigors of a collegiate baseball season ... an outstanding all-around athlete and a good contact hitter ... Is versatile in the field and has a quick bat ... Batted .240 in Arkansas' Cardinal-White series with a double and five RBI ... Did not make an error in 36 chances at shortstop.

### 2008 (Redshirt)

Carver redshirted his first season at Arkansas.

## TREVOR COUSINEAU

Left-Handed Pitcher

L/L • 6-5 • 220

Freshman

Davison, Michigan

Davison High School

#37



### 2009 Outlook

A potential bullpen arm this season ... Appeared in just one game during the Cardinal-White series ... Lots of movement on his pitches ... Needs to improve on his command.

### Summer Baseball

Played for the Michigan Dawgs prior to arriving at Arkansas.

### Davison High School

Went 18-11 over four years of varsity baseball with three

### Summer Baseball

Played for the Lodi Grape Sox of the Sierra Collegiate Baseball League in 2008.

### Fayetteville High School

Helped Fayetteville to back-to-back state championships in 2006 and 2007 ... Two-time all-conference selection ... As a senior earned first-team all-state recognition ... Batted .412 with three home runs, 27 RBI, 31 runs scored, 15 doubles and 12 stolen bases ... Played for the West All-Stars ... Hit .357 as a junior with a team best 45 hits, 13 doubles and 32 runs scored ... Was a second baseman as a sophomore.

### Personal

Carver is the son of Tim and Dyanna Carver ... has two sisters, Jenna and Jodi ... majoring in kinesiology.

saves ... As a senior he went 5-1 on the mound with two saves and a 0.86 ERA ... Named all-state, the Flint Journal's Player of the Year, the Bruins' Club Mr. Baseball, a nominee for the Kiwana's Player of the Year and a Louisville Slugger All-America Honorable Mention ... Played in the All-Star game at Comerica Park ... Batted .350 with 30 RBI and seven home runs ... Led Davison to a conference title and was first-team all-conference ... Went 4-3 as a junior with one save and a 3.03 ERA ... Named second-team all-conference ... Batted .345 with 18 RBI and four home runs ... Was a career best 7-3 as a sophomore with a 1.72 ERA ... First-team all-conference ... all-district ... Helped Davison win a district title ... Batted .404 with 27 RBI ... Was 2-4 on the mound as a freshman with a 2.39 ERA.

### In the Draft

2008 - Cleveland Indians, 31st round (951)

### Personal

Cousineau is the son of Kent and Laurie Cousineau ... has two brothers, Travis and Chad ... majoring in liberal arts.

### Pleasure Ridge Park High School

Under Armour All-American, Rawlings All-American and Louisville Slugger All-American ... Batted .449 while at Pleasure Ridge Park with 33 home runs ... On the mound was 38-3 with a 1.03 ERA and 495 strikeouts over 300 innings ... Mr. Baseball in Kentucky as a senior ... MVP of the state tournament ... As a junior was named all-state and was the Louisville Slugger Player of the Year ... Led the Panthers to three straight No. 1 rankings in Kentucky and as a senior his team was No. 8 in the country.

### In the Draft

2008 - Los Angeles Dodgers, 20th round (607)

### Personal

Cox is the son of Jim and Sandra Cox ... has one brother, Madison ... majoring in kinesiology.

## ZACK COX

Infield/Pitcher

L/R • 6-0 • 215

Freshman

Louisville, Kentucky

Pleasure Ridge Park High School

#7



### 2009 Outlook

Chance to be a starter at third base ... Could also close games on the mound ... One of the top young hitters ... Throws both fastball and curveball for strikes ... Good power.

### Summer Baseball

Played for the Midland Redskins on Cincinnati, Ohio, prior to attending Arkansas ... Led the team to a runner-up finish in the Connie Mack World Series.



**GEOFFREY DAVENPORT**

Left-Handed Pitcher

L/L • 6-1 • 160

Freshman

Fort Worth, Texas

Paschal High School

#47

**2009 Outlook**

Will work mostly out of the bullpen this season ... Should be a tough pitcher against left-handed hitters ... Made three appearances in the Cardinal-White series and compiled a 1.74 ERA over 10.1 innings ... Hitters hit just .167 against him ... Had a good fall ... Bright future.

**Summer Baseball**

Played for the Fort Worth Cats prior to arriving at Arkansas.

**T.J. FORREST**

Right-Handed Pitcher

R/R • 6-6 • 175

Junior

Bossier City, Louisiana

Haughton High School

Bossier Parish CC

#15

**2009 Outlook**

Should challenge for a starting position ... Could factor into the Arkansas starting weekend rotation ... Started two games of the Cardinal-White series getting one win ... Commands the strike zone ... Throws three pitches for strikes.

**Bossier Parish Community College**

Named all-conference and all-region ... Went 9-2 for Bossier Parrish with an ERA under 1.00.

**SETH GARDNER**

Outfield

R/R • 6-4 • 200

Freshman

Dallas, Texas

Highland Park High School

#5

**2009 Outlook**

Good instincts in the outfield ... Runs very well and is strong ... Should see time in the lineup throughout the season.

**Summer Baseball**

Played for the Dallas Giants prior to arriving at Arkansas.

# The Arkansas Razorbacks

**Paschal High School**

Led Paschal to district championships his junior and senior seasons ... Named the district MVP as a junior ... Was the District's Offensive MVP as a senior and named all-state.

**Personal**

Davenport is the son of Jack Davenport and Cathy Cinatl ... has one sister, Jacklyn ... majoring in accounting.

**Haughton High School**

Went 26-5 in three seasons ... Set a Bucs school record for lowest ERA ... As a senior was a perfect 7-0 ... Named all-state and all-conference ... Missed his junior year due to district transfer rules ... Went 12-2 for Benton High School as a sophomore ... Named all-state and all-district ... In his first season was 7-3 on the mound ... Earned all-district accolades.

**In the Draft**

2008 – Pittsburgh Pirates, 32nd round (954)

**Personal**

Forrest is the son of Tony and Debbie Forrest ... has three siblings, Kerry, Kelly and Heather ... majoring in sociology.

**Highland Park High School**

Named first-team all-state and all-area as a senior ... District MVP as a senior ... Belted 10 home runs ... Led Highland Park to the state quarterfinals ... Team's offensive MVP as a junior ... Part of a team that advanced to the state tournament semifinals.

**In the Draft**

2008 – Pittsburgh Pirates, 13th round (384)

**Personal**

Gardner is the son of Ron and Jameye Gardner ... has two siblings, Reed and Sarah ... majoring in finance.



# The Arkansas Razorbacks



COACHES/PLAYERS

## ZACK HALL

Left-Handed Pitcher  
L/L • 6-1 • 190  
Freshman  
Springdale, Arkansas  
Har-Ber High School

#48



### 2009 Outlook

Had a good fall ... Should be a contributor in the near future ... Appeared in four games of the Cardinal-White series ... Was 0-1 in 6.1 innings ... Hitters batted .250 against him ... Has a good curveball and changeup ... Needs to improve his fastball.

### Summer Baseball

Played for the Midwest Nationals prior to arriving at Arkansas.

## JEREMY HEATLEY

Right-Handed Pitcher  
R/R • 6-2 • 221

#34

Junior  
Breckenridge, Texas  
Breckenridge HS  
Texas A&M-Kingsville  
Northlake College



### 2009 Outlook

Could be used in all three roles (start, middle relief, close) this season ... Was 1-0 in the Cardinal-White series with a 3.00 ERA in two starts ... Struck out nine and allowed just two extra-base hits ... Might have the best breaking ball on the staff ... Experienced on the mound.

### Northlake College

Played one season for Northlake College ... Was a tough luck loser in conference play going 0-4 ... In 46.1 innings allowed just 20 earned runs ... Struck out 67 and walked 27.

## CHRISTIAN KOWALCHUK

Left-Handed Pitcher  
L/L • 6-1 • 185

#35

Junior  
Saskatoon, Saskatchewan  
Seward CC



### 2009 Outlook

Should be a middle reliever this season making occasional starts ... Made two starts in the Cardinal-White series and went 0-1 over 11 innings ... Throws strikes.

### Har-Ber High School

Was 20-12 over three seasons with a 1.75 ERA ... Struck out 260 while walking just 95 ... Set school records for ERA, wins, strikeouts, shutouts and innings pitched ... As a senior went 10-2 with a 1.28 ERA ... Named all-state and all-conference ... Led his team to the state championship game ... Led his conference in strikeouts (89) and ERA ... Batted .315 with eight home runs ... Was 7-4 as a junior with a 1.61 ERA ... Earned all-state and all-conference accolades as well as being named to the All-Tournament team ... Led his conference in strikeouts (121) and ERA ... Hit .333 with 25 RBI and two home runs ... Struck out a career high 14 against Springdale High School ... Helped Har-Ber to the state semi-finals ... As a sophomore was 3-6 with a 2.40 ERA ... Batted .275 with 18 RBI.

### Personal

Hall is the son of Todd and Terry Hall ... Member of the National Honor Society ... majoring in business.

### Texas A&M-Kingsville

Played one season for Texas A&M Kingsville ... Made 26 appearances ... Led the team with six saves ... Struck out 34 ... Also played football.

### Summer Baseball

Went 2-0 for the McKinney Marshals in the Texas Collegiate League ... Posted a 0.96 ERA and .155 opponent batting average.

### Breckenridge High School

Earned four letters in baseball and three in both basketball and football ... Named all-district four times ... District Pitcher of the Year as a senior ... First-team all-state as a senior.

### In the Draft

2008 – Boston Red Sox, 46th round (1,396)

### Personal

Heatley is the son of Bill and Connie Heatley ... has one sister, Amy ... member of the National Honors Society at Breckenridge HS ... majoring in mechanical engineering.

### Seward Community College

Two-time all-conference player ... Seward Freshman of the Year in 2007 ... Selected to NJCAA Freshman All-Star Team ... Helped Seward to a pair of conference championships ... Posted a 14-7 record with 3.91 ERA in 32 games.

### Summer Baseball

Played for the Liberal BeeJays of the Jayhawk League ... Helped the BeeJays finish fourth at the NBC World Series.

### Personal

Kowalchuk is the son of Wayne Kowalchuk ... has one sister, Lindy ... majoring in sociology.





**COLLIN KUHN**

Outfield/Infield  
R/R • 5-11 • 190 **#25**  
Redshirt Freshman  
Beaver Dam, Wisconsin  
Beaver Dam High School

**2009 Outlook**

A talented all-around athlete ... good potential ... Batted .318 in the Cardinal-White series with seven hits and five runs scored ... outstanding bat and excellent speed ... gap-to-gap hitter.

**2008 (Redshirt)**

Kuhn redshirted his first season at Arkansas.

**JAMES McCANN**

Catcher  
S/R • 6-3 • 210 **#27**  
Freshman  
Santa Barbara, California  
Dos Pueblos High School

**2009 Outlook**

Not overwhelmed with college game ... Intelligent and physically ready to play ... Missed the Cardinal-White series to an injury, but should be fully recovered by the spring ... Bat came on late in the fall ... Great catch and throw ability.

**Summer Baseball**

Played for the Midland Redskins on Cincinnati, Ohio, prior to attending Arkansas ... Led the team to a runner-up finish in the Connie Mack World Series.

**JARROD MCKINNEY**

Outfield  
R/R • 6-0 • 200 **#14**  
Freshman  
Hughes Springs, Texas  
Hughes Springs High School

**2009 Outlook**

Showed strong signs of challenging for a starting position this fall ... Was one of the leading hitters in the Cardinal-White series batting .360 over six games ... Scored five runs with nine hits and two doubles ... One of fastest players on the team ... Plus arm with flourishing power ... Could be four or five tool player in coming years.

**Summer Baseball**

Played for the Dallas D-Bats prior to arriving at Arkansas.

# The Arkansas Razorbacks

**Summer Baseball**

Played for the Duluth Huskies of the Northwoods League in 2008 ... Batted .252 in 52 games with a .407 on-base percentage ... Had nine stolen bases and 19 RBI.

**Beaver Dam High School**

Earned all-state and regional All-America honors by the American Baseball Coaches Association ... As a senior batted .534, second highest in school history ... Scored 26 runs and drove in 24 with three doubles and three home runs ... first-team all-state ... Was second-team All-District Six as a junior ... Batted .438 with a home run and 16 RBI in 12 conference games ... Posted a .656 slugging and .578 on-base percentage.

**Personal**

Kuhn is the son of Mitch and Karen Kuhn ... has one sister, Cierra ... majoring in kinesiology.

**Dos Pueblos High School**

Three-time first-team all-league ... All-CIF Southern Section Honorable Mention as a senior ... Batted .407 over his four-year prep career ... As a senior batted .442 with three home runs and 25 RBI ... Hit .391 as a junior with 21 RBI and led Dos Pueblos to the Channel League Championship ... Won his first Channel League title as a freshman.

**In the Draft**

2008 – Chicago White Sox, 31st round (930)

**Personal**

McCann is the son of Jim and Carla McCann ... has one brother, Michael ... majoring in kinesiology.

**Hughes Springs High School**

Multiple-time all-state player ... All-East Texas as a junior and senior ... District MVP as a junior and senior ... District offensive MVP as a freshman and sophomore ... Hit better than .500 in each of his four seasons at Hughes Springs ... Set Mustang single season school records for home runs and RBI.

**Personal**

McKinney is the son of Greg and Mary McKinney ... has two brothers, Ryan and Chad ... majoring in kinesiology.

# The Arkansas Razorbacks



COACHES/PLAYERS

## JONATHAN PERLMAN

Infield  
L/R • 6-0 • 175

#11

Freshman  
Dallas, Texas  
Highland Park High School



### 2009 Outlook

Injured during the fall ... Needs to establish a position ... Hits well ... Has good speed out of the box.

### Summer Baseball

Played for the Dallas Giants prior to arriving at Arkansas.

### Highland Park High School

Was a two-time all-district selection for Highland Park ... As a junior was named second-team all-district third baseman for the Scots ... Named first-team all-district as a pitcher as a senior ... Lettered two years for Highland Park in both baseball and football.

### Personal

Perlman is the son of Jonathan and Dana Perlman ... has one brother, Holt ... His father Jonathan was the 12th overall pick of the Chicago Cubs in 1979 and played 10 years in the Cubs', Giants' and Indians' systems ... majoring in business.

## ZAC RUSSELL

Catcher  
R/R • 5-10 • 205

#20

Freshman  
San Antonio, Texas  
Smithson Valley High School



### 2009 Outlook

Very athletic who could battle for the second or third catcher position ... Played in five games of the Cardinal-White series with two runs scored and a RBI ... Potential to be an outstanding player.

### Smithson Valley High School

Played in the San Antonio All-Star Game ... Batted .368 as a senior with four home runs.

### Personal

Russell is the son of Mac and Anna Russell ... has one brother, Logan ... majoring in business.

## TRAVIS SAMPLE

Outfield  
L/R • 6-1 • 200

#16

Sophomore  
Dallas, Texas  
Lake Highlands High School  
Howard Junior College



### 2009 Outlook

Improved his defense throughout the fall ... Could play outfield or DH ... Showed good pop in his bat during the Cardinal-White series with a double and home run as part of his seven hits ... Alley-to-alley pop with the bat ... Continues to show he could be a force.

### Howard Junior College

First-Team Junior College All-American ... Batted .505 with 20 home runs in 2008.

### Summer Baseball

Led the Coppell Copperheads of the Texas Collegiate League with a .367 batting average ... In 12 games had six doubles, three home runs and 19 RBI ... Slugged .637 and had a .377 on-base percentage.

### Lake Highlands High School

Two-time all-state ... Holds Lake Highlands single-season school records for hits, total bases and home runs ... Played in the Texas High School Baseball Coaches' Association's All-State All-Star Game ... Batted .458 as a senior with 14 home runs ... Named first-team all-state ... Led the Wildcats to a second-place finish in the district and the state playoffs ... Hit .456 his junior season with four home runs ... Honorable Mention All-State ... Won a district title and advanced to the playoffs.

### Personal

Sample is the son of Bob and Glenda Sample ... majoring in management.





**DREW SMYLY**

Left-Handed Pitcher

L/L • 6-4 • 200

Redshirt Freshman

Little Rock, Arkansas

Central High School

#33

**2009 Outlook**

Drew Smyly has not pitched from a mound in eight months due to elbow surgery ... Could be a factor in Arkansas' starting rotation ... Throws three pitches for strikes ... Has the ability to locate his fastball.

**2008 (Redshirt)**

Smyly redshirted his first season at Arkansas.

**KENDALL WEHRLE**

Infield/Pitcher

R/R • 6-4 • 190

Freshman

Papillion, Nebraska

La-Vista South High School

#10

**2009 Outlook**

Two way player that needs to get stronger ... Saw time in the field and on the mound in the Cardinal-White series ... Batted .250 in four games and made one appearance on the hill ... Showed signs of being a good hitter in the fall.

# The Arkansas Razorbacks

**Central High School**

No. 16 on Baseball America's list of top professional prospects in the state of Arkansas in 2007 ... Two-time all-state ... As a senior was 3-1 in an injury-plagued season with a 1.27 ERA and two saves ... All-State and member of Arkansas Democrat-Gazette's All-Arkansas team ... Set school records for wins (10) and strikeouts (118) as a junior ... Finished 10-2 with a 1.33 ERA over 73.2 innings ... Named all-state.

**Personal**

Smyly is the son of Todd and Toni Smyly ... has one sister, Lindsay ... majoring in kinesiology.

**La-Vista South High School**

Three-time all-state ... Batted .461 in three seasons with a .674 slugging percentage and 66 RBI at the plate ... Was 14-6 on the mound with a 3.04 ERA and 128 strikeouts ... As a senior batted .476 with 36 RBI in 34 games ... 5-3 on the mound ... first-team all-state ... Batted .484 as a junior with 44 hits in 31 games ... Earned a 4-2 record as a pitcher ... Second-team all-state by the Omaha World Herald and first-team all-state by the Lincoln Journal Star ... Hit .423 as a sophomore with 22 hits in 16 games ... 4-1 as a pitcher ... Honorable mention all-state.

**Personal**

Wehrle is the son of Craig and Sue Wehrle ... has one brother, Ryan ... majoring in liberal arts.







**Baum Stadium**





## BAUM STADIUM

When discussing the best college baseball facilities in the country, Baum Stadium is consistently one of the first places mentioned. With room for more than 10,000 spectators, an impeccable playing surface and amenities that rival most minor-league ballparks, it is the crown jewel of the amateur ranks. Of course the physical properties of Baum Stadium are only a portion of the baseball experience with the remainder in the form of fans that flock to the corner of Razorback and 15th Street to watch their Razorbacks take on all comers.

Officially named Baum Stadium at George Cole Field at its dedication on May 3, 1996, the facility derives its name from primary backers as well as from the history of Razorback Baseball. Arkansas' facility prior to Baum Stadium was George Cole Field, and the new park clung to the past with its current name.

In 1998 Baum Stadium received a special honor when it was named the nation's number one facility in Baseball America's poll of best college facilities. Five years later it took second in the same poll, cementing its legacy as one of the best facilities in the nation. In 2008, Rivals.com named Baum the best collegiate stadium in the country. Since its construction, Arkansas officials have received numerous solicitations by coaches and administrators from across the country for blueprints and tours of the Razorbacks' home ballpark in an attempt to capture some of its charm. Even though Baum Stadium has been replicated to some degree, no other place in the country has the atmosphere that Baum Stadium brings to college baseball which is why it has been the host to four NCAA Regional and a NCAA Super Regional.

Baum Stadium was one of the nation's best facilities when it was constructed, but since then, has undergone three

renovations making it the envy of visiting teams. The first upgrade came prior to the 2003 season when the hitting and pitching cages were enclosed to ensure a place for Razorback players to practice year round. 2,600 chair back seats were added to the park, 1,300 of which reside on each foul line.

Baum Stadium's second renovation came a year later as 12 luxury boxes, coaches' offices, a new scoreboard, and natural grass completely changed the feel of the park. A state-of-the-art scoreboard added full video, complete with a message center and an analog clock were added to the right-center field gap, which stands 39-feet-high by 76-feet-wide. The original turf field of Baum Stadium's construction was torn out and rye grass was grown for the 2004 campaign, but replaced by a hybrid Bermuda in 2005. Part of the upgrades were made possible by contributions from the Willard and Pat Walker Charitable Foundation, Bob and Marilyn Bogle, the Pagnozzi Charities, John Tyson and Stan Ley.

The most recent renovation to Baum Stadium came prior to the 2007 season as 20 luxury boxes were built, 1,000 chair back seats were added, restrooms constructed and the Hog Pen and picnic area expanded. A new ticket office, field lights and wall pads were added as well. The final set of upgrades to the park brought Baum Stadium's capacity to 10,737 seats with 8,237 of those coming from chair backs and 34 luxury boxes.

The combination of the upgrades and a top 10 baseball team produced record attendance numbers throughout the 2007 season as Arkansas smashed its school record for the fourth straight year. The Razorbacks became the first team in NCAA history to average more than 8,000 tickets sold per game (8,069) as its attendance over 33 home games was 266,270. Arkansas also set a school record for actual attendance with 198,218 (6,007 per game) passing through the gates.





# Baum Stadium



The Hogs' set single-game attendance records on May 5, 2007 against LSU with 10,727 tickets sold and an actual attendance of 10,581. They also set the school and Southeastern Conference three-game series attendance record that same weekend, May 4-6, 2007, with 30,564 tickets sold.

The superior attendance figures drawn to Baum Stadium allowed Fayetteville to host its third NCAA Regional in four years in 2007 and its fourth since 1999. Razorback fan support did not flounder as the regional was the best attended of all 16 sites, averaging 6,452 fans over its six games.

In 2004, Baum Stadium served as host to its second NCAA Regional and first NCAA Super Regional, drawing the largest total attendance in the nation for both events. The series-clinching win over Florida State drew 10,027 fans to Baum Stadium, eclipsing the previous night's record of 9,338, set less than 24 hours earlier. In all, a combined 58,138 attended the NCAA Regional and Super Regional during the 2004 season.

Arkansas' 2004 attendance numbers were no fluke as fans continued to pour into the ballpark. The 2005 and 2006 crowds continued to set records for both average paid and actual attendance. While the NCAA and SEC recognize tickets sold as their method of ranking schools, Arkansas keeps both actual patrons as well as paid attendance figures and have seen steady increases in both areas.

In an informal study by the Baton Rouge (La.) Advocate, Arkansas led the nation in actual attendance between 2004 and 2007 and were edged by LSU in 2008 by 20 fans as patrons returned to Baton Rouge's Alex Box Stadium in its final season.

Baum Stadium is the culmination of a vision that was possible only through the dedication of former Arkansas head coach Norm DeBriyn, former Athletics Director Frank Broyles, and the contributions of Willard and Pat Walker and Charlie Baum families.

While the efforts of DeBriyn and Broyles have been instrumental in maintaining a state-of-the-art home for UA baseball since the original George Cole Field opened in 1975, it was the generosity of the Baums and Walkers that allowed Arkansas to abandon plans to renovate its former facility and replace it with a new standard in college baseball venues.

## Baum Stadium at George Cole Field

**Architect:** HOK Sport

**Contractor:** Kinco, Inc.

**Capacity:** 10,737

**Chairback Seats:** 8,237

**Surface:** Natural bermuda-hybrid grass (installed 2005)

**Construction Cost:** \$8.9 million (initial - 1996)

**Parking:** 1,100 spaces

**Groundbreaking:** Oct. 12, 1994

**First Game:** April 13, 1996 (Arkansas 9, Auburn 2)

**Dedication:** May 3, 1996 (Arkansas 9, Alabama 3)

**Largest Crowd (All Games, Actual):** May 5, 2007 - 10,581  
(Arkansas 5, LSU 0)

**Largest Crowd (Regular Season, Actual):** May 5, 2007 - 10,581  
(Arkansas 5, LSU 0)

**Field Dimensions (L-LC-C-RC-R):** 320-375-400-375-320

**Grandstand Canopy:** Masted, cable-suspended

**Dugouts:** Built to major-league specifications with tunnel access to clubhouses

**Batter's Eye:** 40' x 80' wall behind center field

**Bullpens:** Allow field visibility

**Concourse:** Elevated, with unobstructed views of the playing field throughout from first to third base

**Restrooms:** On first- and third-base side of grandstand, in clubhouses, luxury boxes and in press box

**Concession Stands:** Eight (full-service)

**Hog Pen:** Area beyond left-field fence with 40 picnic tables and 40 grills

**Hog Heaven:** 98 premium, outdoor seats on the press box level

**Suites:** 34 luxury suites on press level

**Johnny Mike Walker Lounge:** Located on press level, accessible to Hog Heaven ticket holders and Swatter's Club members

**Press Box:** Two seating rows and spacious work area

**Press Level Booths:** Two radio booths and a television booth

**Sound System:** Includes on-demand access to sound effects and music

**Batting Cages:** Four, enclosed cages

**Tom Pagnozzi Clubhouse:** Includes big-screen television, lounge, oak lockers, pool table, custom chairs and tables.

**Vistor's Clubhouse:** Spacious locker areas, showers and coaches offices

**Umpire's Locker Room:** Includes dressing, shower and restrooms

**Offices:** Spacious coaches' offices located on third base line overlooking the field

**Training Room:** Adjacent to home clubhouse; includes two whirlpools

**Equipment Room:** With laundry facilities

**Novelty Stand:** Located on third-base side of grandstand

**Ticket Offices:** Located in new Razorback Foundation building down the left-field line

**Fountain:** Natural water feature with underwater inlet and lighted fountain; located behind batter's eye

**Terrazzo Hog:** A Baum Stadium trademark; located outside the main entrance

**Scoreboard:** Stands 76 feet wide, 39 feet tall with video board, message center, traditional hand clock and four brick pillars

BAUM STADIUM







# Baum Stadium

## BAUM STADIUM



The support of the George Cole family has been an integral part of the program's growth since the former Razorback athlete, coach and athletics director donned the cardinal and white many years ago.

"Without the support of the Charlie Baum, Willard Walker and George Cole families, this wouldn't have been possible," DeBriyn said when Baum Stadium opened. "It's an incredible facility and there is not one like it anywhere in the country. There is no way to describe the excitement our players and coaches have when they take the field."

Representatives of all three families attended the groundbreaking ceremony on Oct. 12, 1994. Eighteen months later, Arkansas' Matt Carnes delivered Baum Stadium's first pitch to Auburn's Russell Whittenburg, completing the dream. The Razorbacks defeated the Auburn Tigers 9-2 in the stadium's inaugural contest.





# Baum Stadium



## Rivals.com 2008 College Baseball's Best Stadiums

Facility	School
<b>Baum Stadium</b>	<b>Arkansas</b>
Reckling Park	Rice
Hawks Field	Nebraska
Dick Howser Stadium	Florida St.
Polk-Dement Stadium	Mississippi St.
UFCU Disch-Falk Field	Texas
Baylor Ballpark	Baylor
Oxford-University Stadium	Ole Miss
Plainsman Park	Auburn
Lubrano Park	Penn St.

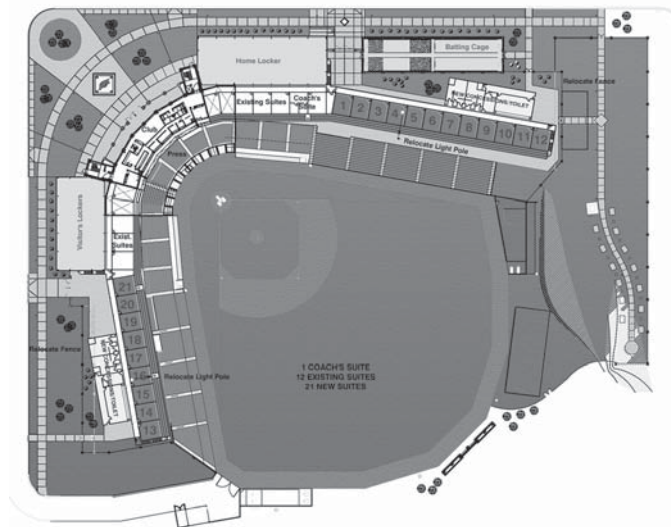
## College Baseball's Best Facilities

### 2003 Baseball America Poll

Facility	School
1. Plainsman Park	Auburn
2. <b>Baum Stadium at George Cole Field</b>	<b>Arkansas</b>
3. Baylor Ballpark	Baylor
4. Hawks Field	Nebraska
5. Alex Box Stadium	LSU

### 1998 Baseball America Poll

Facility	School
1. <b>Baum Stadium at George Cole Field</b>	<b>Arkansas</b>
2. Rainbow Stadium	Hawaii
3. Plainsman Park	Auburn
4. Dudy Noble Field	Mississippi St.
5. Tony Gwynn Stadium	San Diego St.



**BAUM STADIUM**







# BAUM STADIUM

# Baum Stadium

## Top 20 All-Time Crowds (tickets sold)

1.	LSU	10,727	May 5, 2007
2.	LSU	10,399	May 4, 2007
3.	Ole Miss	10,031	May 18, 2007
4.	*Florida State	10,027	June 12, 2004
5.	Ole Miss	9,733	May 19, 2007
6.	\$Oklahoma State	9,572	June 2, 2007
7.	Ole Miss	9,511	May 20, 2005
8.	LSU	9,438	May 6, 2007
9.	*Florida State	9,338	June 11, 2004
10.	Vanderbilt	9,326	March 24, 2007
11.	Vanderbilt	9,216	March 23, 2007
12.	LSU	9,133	April 23, 2006
13.	Auburn	9,119	May 19, 2006
14.	LSU	8,806	April 22, 2005
15.	Tennessee	8,782	April 1, 2006
16.	Ole Miss	8,657	May 17, 2007
17.	Auburn	8,653	May 21, 2004
18.	Wichita State	8,622	April 25, 2007
19.	Tennessee	8,577	April 19, 2008
20.	Vanderbilt	8,541	March 25, 2007

\* NCAA Super Regional

\$ NCAA Regional

## Top 20 All-Time Crowds (actual)

1.	LSU	10,581	May 5, 2007
2.	LSU	10,147	May 4, 2007
3.	*Florida State	10,027	June 12, 2004
4.	Ole Miss	9,812	May 18, 2007
5.	\$Oklahoma State	9,572	June 2, 2007
6.	Ole Miss	9,508	May 19, 2007
7.	*Florida State	9,338	June 11, 2004
8.	Ole Miss	9,227	May 20, 2005
9.	LSU	9,203	May 6, 2007
	Vanderbilt	9,203	March 24, 2007
11.	Vanderbilt	9,078	March 23, 2007
12.	LSU	9,012	April 23, 2005
13.	Auburn	8,841	May 19, 2006
14.	LSU	8,593	April 22, 2005
15.	Auburn	8,526	May 21, 2004
16.	Tennessee	8,431	April 1, 2006
17.	\$Albany	8,372	June 1, 2007
18.	\$Wichita State	8,178	June 7, 2004
19.	Kentucky	8,166	April 15, 2006
20.	\$Oklahoma State	8,128	June 3, 2006

\* NCAA Super Regional

\$ NCAA Regional







## 2008 NCAA Attendance Leaders

### Average Home Attendance

Team	Dates	Total	Average
1. LSU	41	311,187	7,590
2. Arkansas	32	222,985	6,968
3. Mississippi St.	29	174,223	6,008
4. Texas	30	179,282	5,976
5. Florida St.	38	186,879	4,918

### Total Home Attendance

Team	Dates	Total	Average
1. LSU	41	311,187	7,590
2. Arkansas	32	222,985	6,968
3. Florida St.	38	186,879	4,918
4. Texas	30	179,282	5,976
5. Texas A&M	42	176,723	4,208





# BAUM STADIUM

Named for the late Razorback shortstop and athletics director, George Cole Field served as Arkansas' home field from 1975 until 1996.

With a capacity of 3,000, George Cole Field was located just north of John McDonnell Field.

When it opened in 1975, George Cole Field enabled the Razorbacks to leave the field at the Washington County Fairgrounds and move into an on-campus facility for the first time.

Considered one of the finest college baseball parks in the nation, George Cole Field was one of the few with artificial turf.

Donations from former Razorbacks Tim Lollar, Johnny Ray and Kevin McReynolds and their agent, Tom Selakovich, provided for the installation of lights at George Cole Field in 1985. On March 22 of that season, the Hogs defeated Southwest Conference rival Texas 5-4 in the first night baseball game on the Arkansas campus. Later that season, George Cole Field played host to the Southwest Conference Tournament for the first time. Arkansas defeated Texas 10-6 in the championship game to win its first - and still only - conference tournament title. The SWC tourney came to Fayetteville again in 1988.

When the Razorbacks entered the Southeastern Conference in 1992, UA officials recognized the need to improve the school's baseball facility. While plans originally called for the

improvement of George Cole Field, generous donations from the Willard and Pat Walker and Charlie Baum families, along with former Razorback Tom Pagnozzi, enabled the Hogs to scrap the renovation plans and start from scratch with an entirely new state-of-the-art facility.


During its 21 seasons, George Cole Field was home to a number of future major-leaguers, including Pagnozzi, Ray, McReynolds, Lollar, Les Lancaster and Jeff King.

Although the original George Cole Field played host to its last game

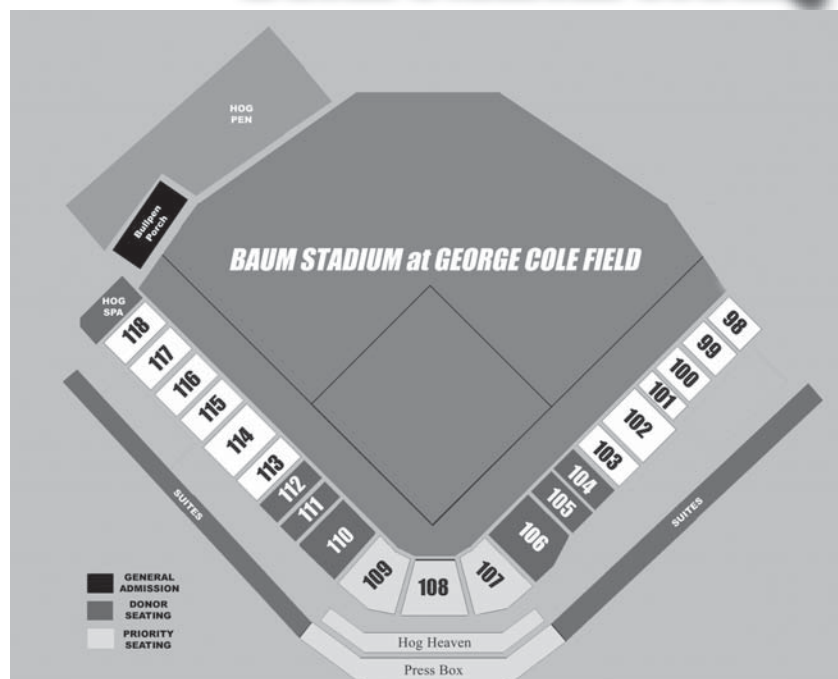
## George Cole Field

on March 31, 1995, as South Carolina defeated Arkansas 13-2, the spirit endures in the official name of the Razorbacks' current facility: Baum Stadium at George Cole Field.

A native of Bauxite, Ark., Cole served as athletics director from July 1, 1970, until his retirement on July 1, 1973. A former All-SWC quarterback for the Hogs, Cole scored a school-record 85 points as a senior in 1927. He began his administrative career at UA as a football line coach in 1936 and became an assistant athletics director under the legendary John Barnhill in 1957.



## Baum Stadium Seating & Ticket Information



### Ticket Information

Single Game Adult Tickets.....	\$10
General Admission.....	\$8
Season Tickets .....	\$160
Faculty, Staff, Youth and Senior	
Season Tickets .....	\$115

For more information regarding tickets contact the **Razorback Ticket Office** at 1-800-982-4647.


Priority seating (sections 107, 108, 109 and Hog Heaven in the upper level) are available through membership in the Razorback Foundation.

For more information contact the **Razorback Foundation** at 479-443-9000 or by email at [go-hogs@uark.edu](mailto:go-hogs@uark.edu).

For information on Baum Stadium skybox luxury suites call the Razorback Foundation.

The HogSpa is available to rent on a per-game basis. It features an eight-person hot tub and can accommodate a party of up to 50 people. For more information contact the **Razorback Sports Marketing Office** at 479-575-5914 or 479-575-4412.





**2008 Review**





### Razorbacks Return to NCAA Regional

Arkansas was selected for its seventh consecutive NCAA Regional and sixth straight under head coach Dave Van Horn last season when it earned a three seed to the Stanford Regional in Palo Alto, Calif. The Razorbacks dropped two straight at the Regional losing 4-3 to West Coast Conference runner-up Pepperdine, 4-3, then losing to the host and eventual College World Series participant Stanford, 5-1.

### Leavitt Named to All-Region Team

For his part at the NCAA Stanford Regional, Arkansas right fielder Chase Leavitt was the only member of the Razorbacks to be named to the all-region team. Leavitt stroked four hits in eight at bats at the regional for a .500 average with one run scored, a RBI and two walks. Leavitt's play was the catalyst to the Arkansas offense which came up just short.



Chase Leavitt

### Van Horn Gets 800th Victory

With an improbable come-from-behind win at LSU on March 22, Arkansas head coach Dave Van Horn earned his 800th victory as a head coach. Van Horn has made stops at Texarkana Community College (214-72), Central Missouri State (51-11), Northwestern State (106-65), Nebraska (214-92) and Arkansas (235-134) on his way to the coaching milestone. Following the victory Van Horn was recognized on the College Baseball Foundation's National All-Star Lineup.



Dave Van Horn

# 2008 Season Highlights

### Forsythe Named First-Team All-SEC

Junior Logan Forsythe was voted to the All-SEC First-Team by the Southeastern Conference coaches in 2008. Forsythe ended the 2008 season with a .351 average and was Arkansas' leader in hits and walks. In SEC play, the slick fielding third baseman hit .371 and led the team with seven home runs. He was on a tear in the second half of the conference season with multiple weekends where he hit .500 or better while also drawing a team high 28 walks. He ranked among the SEC's top 10 players in five offensive categories (batting average, slugging percentage, on-base percentage, walks and sacrifice flies). Forsythe tied with Vanderbilt third baseman Pedro Alvarez for first-team honors.

### House's Granny Starts Razorback Sweep

Down by three in the bottom of the ninth, Arkansas appeared to be on its way to dropping the opening game of its series with No. 13 South Carolina at Baum Stadium, but a funny thing happened which changed the course of the Razorbacks' season. A pair of runners reached base before the Gamecocks would record two outs. An infield single loaded the bases for freshman pinch hitter Jacob House who belted a 1-0 pitch into the visitor's bullpen for a walk-off grand slam. The hit led to an Arkansas three-game sweep of South Carolina and was key to the Razorbacks earning a bid to the NCAA Regional.



Jacob House

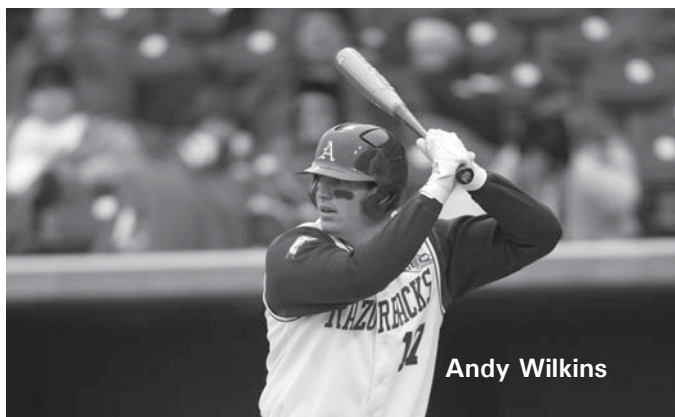


# 2008 Season Highlights



## Razorbacks Claim Player of the Week Awards

The Razorbacks were one of just two teams to have players named to each of the three All-Southeastern Conference weekly honors in 2008. Freshman Andy Wilkins led things off when he took freshman honors in week one of the season. Senior Aaron Murphree was one of two Razorbacks to be named player of the week in the season's third stanza of competition. Week 10 saw Logan Forsythe take Arkansas' second player award and Dallas Keuchel completed the weekly trifecta with pitcher of the week honors for his effort against South Carolina.



Andy Wilkins

## Leavitt Cracks into ESPN's Web Gems

What a season for Chase Leavitt. Not only did he lead the Razorbacks at the plate with a .366 average, but was also featured on ESPN's SportsCenter and Baseball Tonight as a Web Gem after a fantastic diving grab in the right field corner on May 15 against Mississippi State. Leavitt is the first Razorback to be featured on ESPN's Web Gems but was upstaged for the top play of the week when then Boston Red Sox Manny Ramirez made a running catch and climbed the left field wall to give a fan a high five.

## Arkansas Sweeps Doubleheader at Ole Miss

After losing game one of its series with the Ole Miss Rebels and with impending weather planned for Sunday, Arkansas and Ole Miss decided that they needed to play a doubleheader on Saturday and the result was an Arkansas sweep against the No. 21 Rebels. Logan Forsythe busted out of a slump to lead the Razorbacks with a .636 average, three home runs, five runs scored and eight RBI as the Razorbacks blasted Ole Miss pitching for nine home runs in the Saturday double header to win 13-11 in 10 innings and then 12-4 in the see-saw match.

## Murphree Named National Player of the Week

Senior Aaron Murphree opened the 2008 season on a tear rarely seen anywhere in collegiate baseball. Hitting 12 home runs over his first 14 games, Murphree hit 10 dingers in the final eight of that stretch with three multi-home run games. His weekend against Siena saw Murphree hit five home runs in 12 at bats with eight runs scored and eight RBI. He posted a 1.667 slugging percentage on the weekend and for his efforts was named SEC Player of the Week, Collegiate Baseball National Hitter of the Week and the Pro-Line Athletic National Hitter of the Week.

## Razorback selections in 2008 MLB Draft

The Razorbacks had four current and six future players selected in Major League Baseball's first-year player draft in May. Junior Logan Forsythe went as the last pick in the compensation first round to the San Diego Padres followed by Cliff Springston, Jeff Nutt and Aaron Murphree.

Player	Round	Pick	Team
Logan Forsythe	1st	46th	San Diego Padres
Cliff Springston	11th	333rd	Texas Rangers
Seth Gardner	13th	384th	Pittsburgh Pirates
Zack Cox	20th	607th	Los Angeles Dodgers
Jeff Nutt	25th	770th	New York Yankees
Aaron Murphree	27th	825th	San Diego Padres
James McCann	31st	930th	Chicago White Sox
Trevor Cousineau	31st	951st	Cleveland Indians
Anthony Forrest	32nd	954th	Pittsburgh Pirates
Bryan Bingham	40th	1,213th	Detroit Tigers
Jeremy Heatley	46th	1,396th	Boston Red Sox



Logan Forsythe

## Arkansas Players Continue Through Summer

The end of the 2008 Arkansas season led to several Razorbacks continuing their experience with various summer leagues across the country. Chase Leavitt was a key member of the Harwich Mariners of the Cape Cod League who won the league championship while Dallas Keuchel's participation with the Cape's Wareham Gatemen earned him a spot on the all-star team and a mention as one of the top prospects by Rivals.com. Mike Bolsinger was the Texas Collegiate Leagues' Pitcher of the Year after going 2-2 for the McKinney Marshals with a 2.80 ERA in 45 innings of work. All told, 10 members of Arkansas' 2008 roster played summer baseball.



Aaron Murphree







# 2008 Overall Statistics

2008 Record: 34-24 • Home: 24-9 • Away: 8-12 • Neutral: 2-3 • SEC: 14-15 • NCAA Tournament 0-2

## 2008 REVIEW

### Individual Hitting

#	Player	AVG	GP	GS	AB	R	H	2B	3B	HR	RBI	TB	SLG%	BB	HBP	SO	GDP	OB%	SF	SH	SB	ATT	PO	A	E	FLD%
8	Chase Leavitt	.366	52	47	172	60	63	10	1	3	25	84	.488	41	13	34	1	.518	0	6	9	12	77	2	1	.988
11	Logan Forsythe	.351	51	51	185	41	65	8	2	7	34	98	.530	46	2	26	5	.479	3	3	11	14	36	114	11	.932
1	Ben Tschepikow	.301	53	50	209	48	63	15	3	1	30	87	.416	23	5	22	0	.379	3	5	6	8	104	133	8	.967
24	Brett Eibner	.298	53	51	191	36	57	10	2	8	48	95	.497	28	7	46	1	.405	1	7	3	6	129	4	2	.985
7	Casey Coon	.298	43	40	151	36	45	9	0	3	30	63	.417	21	8	18	7	.407	2	1	4	4	50	1	1	.981
4	Tim Smalling	.250	58	56	224	31	56	14	1	9	33	99	.442	17	2	61	3	.309	0	1	6	8	220	131	12	.967
10	Andrew Darr	.344	24	19	61	18	21	5	0	4	11	38	.623	13	2	25	1	.468	1	3	0	1	23	3	2	.929
17	Andy Wilkins	.331	35	34	136	29	45	11	0	8	38	80	.588	20	0	29	0	.411	2	0	1	1	210	32	3	.988
20	Aaron Murphree	.305	40	35	131	32	40	6	1	14	40	90	.687	16	3	30	1	.391	1	1	6	7	92	5	3	.970
9	Jacob House	.289	33	22	97	12	28	5	0	5	23	48	.495	7	1	16	2	.340	1	1	3	5	83	7	3	.968
27	Jeff Nutt	.265	30	26	102	18	27	3	0	5	20	45	.441	11	5	29	2	.358	2	1	1	1	130	14	4	.973
41	Tom Hauskey	.238	15	0	21	4	5	0	0	0	5	5	.238	2	1	9	0	.333	0	0	0	0	34	0	1	.971
6	Ryan Cisterna	.237	44	43	131	25	31	5	0	9	20	63	.481	16	4	47	3	.333	2	2	4	4	261	41	7	.977
3	Scott Lyons	.200	33	27	100	11	20	3	0	0	10	23	.230	5	3	18	2	.257	1	4	1	1	30	85	6	.950
16	Wayne Hrozek	.182	5	2	11	0	2	0	0	0	0	2	.182	0	1	4	0	.250	0	0	0	0	8	0	0	1.000
37	Sean Jones	.171	31	19	82	17	14	2	1	1	6	21	.256	4	2	25	0	.222	2	5	6	6	33	2	1	.972
30	Justin Wells	.000	1	0	0	0	0	0	0	0	0	0	.000	0	0	0	0	.000	0	0	0	0	8	15	1	.958
<b>Totals</b>		<b>.290</b>	<b>58</b>	<b>58</b>	<b>2004</b>	<b>418</b>	<b>582</b>	<b>106</b>	<b>11</b>	<b>77</b>	<b>373</b>	<b>941</b>	<b>.470</b>	<b>270</b>	<b>59</b>	<b>439</b>	<b>28</b>	<b>.387</b>	<b>21</b>	<b>40</b>	<b>61</b>	<b>78</b>	<b>1554</b>	<b>654</b>	<b>75</b>	<b>.967</b>
<b>Opponents</b>		<b>.275</b>	<b>58</b>	<b>58</b>	<b>2002</b>	<b>344</b>	<b>550</b>	<b>95</b>	<b>8</b>	<b>59</b>	<b>313</b>	<b>838</b>	<b>.419</b>	<b>220</b>	<b>59</b>	<b>445</b>	<b>35</b>	<b>.360</b>	<b>24</b>	<b>36</b>	<b>51</b>	<b>64</b>	<b>1520</b>	<b>578</b>	<b>78</b>	<b>.964</b>

LOB - Team (457), Opp (447). DPs turned - Team (54), Opp (47). CI - Team (4), Nutt 2, Hauskey 1, Cisterna 1, Opp (1). IBB - Team (10), Forsythe 5, Eibner 3, Tschepikow 1, Nutt 1, Opp (5). Picked off - Eibner 3, Smalling 2, House 2, Murphree 1, Hauskey 1, Forsythe 1.

### Individual Pitching

#	Player	ERA	W	L	APP	GS	CG	SHO	CBO	SV	IP	H	R	ER	BB	SO	2B	3B	HR	AB	B/Avg	WP	HBP	BK	SFA	SHA
28	Cliff Springston	3.90	5	3	16	12	1	0	0	0	87.2	93	42	38	26	63	19	2	6	335	.278	4	10	1	3	8
29	Dallas Keuchel	4.58	4	3	19	11	1	0	0	0	74.2	81	44	38	29	61	12	0	9	295	.275	4	5	1	3	4
30	Justin Wells	6.05	3	2	18	7	0	0	0	0	77.1	81	57	52	23	76	13	2	16	302	.268	1	9	0	2	8
42	James Mahler	3.41	3	1	12	5	0	0	0	0	29.0	25	14	11	20	32	3	1	4	108	.231	5	1	0	1	2
32	Mike Bolsinger	3.73	4	1	15	1	0	0	0	0	31.1	33	18	13	12	39	3	0	3	123	.268	4	7	0	1	1
49	Stephen Richards	4.21	2	4	17	0	0	0	0	3	25.2	26	16	12	13	36	2	1	1	101	.257	5	4	0	1	1
24	Brett Eibner	4.50	3	1	11	3	0	0	0	0	24.0	25	14	12	14	24	2	0	3	93	.269	2	2	0	1	0
45	Sam Murphy	4.81	3	2	11	7	0	0	0	0	39.1	42	23	21	16	21	9	0	2	147	.286	4	2	0	3	2
35	Kendall Korb	5.30	0	5	17	5	0	0	0	1	35.2	35	30	21	13	23	6	1	4	133	.263	5	8	1	3	2
48	Evan Cox	5.86	3	0	15	0	0	0	1	1	27.2	27	21	18	12	16	2	0	6	103	.262	0	1	0	3	0
40	Travis Hill	5.94	2	2	20	2	0	0	1	4	33.1	34	27	22	13	25	8	1	1	123	.276	4	5	0	2	3
34	Shaun Seibert	7.46	2	0	13	5	0	0	0	0	25.1	39	30	21	21	24	13	0	4	112	.348	3	2	0	0	5
12	Chad Pierce	9.00	0	0	8	0	0	0	0	0	7.0	9	8	7	8	5	3	0	0	27	.333	2	3	0	1	0
<b>Totals</b>		<b>4.92</b>	<b>34</b>	<b>24</b>	<b>58</b>	<b>58</b>	<b>2</b>	<b>1</b>	<b>1</b>	<b>9</b>	<b>518.0</b>	<b>550</b>	<b>344</b>	<b>283</b>	<b>220</b>	<b>445</b>	<b>95</b>	<b>8</b>	<b>59</b>	<b>2002</b>	<b>.275</b>	<b>43</b>	<b>59</b>	<b>3</b>	<b>24</b>	<b>36</b>
<b>Opponents</b>		<b>6.23</b>	<b>24</b>	<b>34</b>	<b>58</b>	<b>58</b>	<b>3</b>	<b>0</b>	<b>0</b>	<b>10</b>	<b>506.2</b>	<b>582</b>	<b>418</b>	<b>351</b>	<b>270</b>	<b>439</b>	<b>106</b>	<b>11</b>	<b>77</b>	<b>2004</b>	<b>.290</b>	<b>42</b>	<b>59</b>	<b>10</b>	<b>21</b>	<b>40</b>

PB - Team (8), Nutt 3, Cisterna 3, Hauskey 2, Opp (13). Pickoffs - Team (13), Cisterna 4, Springston 3, Murphy 1, Bolsinger 1, Hill 1, Keuchel 1, Cox 1, Nutt 1, Opp (10). SBA/ATT - Cisterna (35-42), Nutt (14-17), Springston (9-12), Wells (12-12), Korb (8-9), Bolsinger (5-7), Keuchel (5-7), Murphy (2-4), Cox (4-4), Richards (2-3), Seibert (2-2), Hauskey (2-2), Mahler (1-2), Hill (1-1), Pierce (0-1).

### Position Player Fielding Statistics

Player	C	PO	A	E	FLD%	DPs	SBA	CSB	SBA%	PB	CI
Hrozek	8	8	0	0	1.000	0	0	0	-	0	0
Wilkins	245	210	32	3	.988	17	0	0	-	0	0
Leavitt	80	77	2	1	.988	1	0	0	-	0	0
Eibner	135	129	4	2	.985	1	0	0	-	0	0
Coon	52	50	1	1	.981	0	0	0	-	0	0
Cisterna	309	261	41	7	.977	1	35	7	.833	3	1
Nutt	148	130	14	4	.973	0	14	3	.824	3	2
Jones	36	33	2	1	.972	0	0	0	-	0	0
Hauskey	35	34	0	1	.971	0	2	0	1.000	2	1
Murphree	100	92	5	3	.970	16	0	0	-	0	0
House	93	83	7	3	.968	8	0	0	-	0	0
Tschepikow	245	104	133	8	.967	38	0	0	-	0	0
Smalling	363	220	131	12	.967	41	0	0	-	0	0
Lyons	121	30	85	6	.950	13	0	0	-	0	0
Forsythe	161	36	114	11	.932	9	0	0	-	0	0
Darr	28	23	3	2	.929	0	0	0	-	0	0

### Pitching Fielding Statistics

Player	C	PO	A	E	FLD%	DPs	SBA	CSB	SBA%	PB	CI
Bolsinger	9	3	6	0	1.000	0	5	2	.714	0	0
Hill	8	3	5	0	1.000	1	1	0	1.000	0	0
Cox	7	0	7	0	1.000	2	4	0	1.000	0	0
Richards	3	0	3	0	1.000	0	2	1	.667	0	0
Mahler	2	0	2	0	1.000	0	1	1	.500	0	0
Wells	24	8	15	1	.958	1	12	0	1.000	0	0
Keuchel	21	7	13	1	.952	1	5	2	.714	0	0
Seibert	10	2	7	1	.900	0	2	0	1.000	0	0
Springston	26	8	14	4	.846	0	9	3	.750	0	0
Korb	5	0	4	1	.800	0	8	1	.889	0	0
Murphy	9	3	4	2	.778	0	2	2	.500	0	0
Pierce	0	0	0	0	.000	0	0	1	.000	0	0
<b>Totals</b>	<b>2283</b>	<b>1554</b>	<b>654</b>	<b>75</b>	<b>.967</b>	<b>54</b>	<b>51</b>	<b>13</b>	<b>.797</b>	<b>8</b>	<b>4</b>
<b>Opp.</b>	<b>2176</b>	<b>1520</b>	<b>578</b>	<b>78</b>	<b>.964</b>	<b>47</b>	<b>61</b>	<b>17</b>	<b>.782</b>	<b>13</b>	<b>1</b>

Hitting minimums - 1 Games 2.5 AB/Game

Pitching minimums - 1 Games 20% of Games 1.0 IP/Game



# 2008 Southeastern Conference Statistics



2008 Record: 14-15 • Home: 8-7 • Away: 6-8

## Individual Hitting

#	Player	AVG	GP	GS	AB	R	H	2B	3B	HR	RBI	TB	SLG%	BB	HBP	SO	GDP	OB%	SF	SH	SB	ATT	PO	A	E	FLD%
8	Chase Leavitt	.388	26	22	80	30	31	5	0	1	8	39	.488	15	4	15	0	.505	0	5	6	8	32	1	1	.971
11	Logan Forsythe	.371	29	29	105	21	39	5	1	7	25	67	.638	28	1	13	3	.500	2	3	6	8	21	68	9	.908
1	Ben Tschepikow	.291	28	26	110	25	32	8	3	1	17	49	.445	9	1	13	0	.344	2	3	3	4	57	74	6	.956
4	Tim Smalling	.284	29	29	116	19	33	7	1	7	18	63	.543	11	0	37	0	.346	0	1	2	3	128	66	5	.975
24	Brett Eibner	.262	29	28	107	20	28	9	0	5	24	52	.486	17	4	31	1	.383	0	2	1	3	74	1	1	.987
7	Casey Coon	.333	19	17	72	12	24	4	0	1	16	31	.431	6	3	10	3	.398	2	0	3	3	18	0	0	1.000
9	Jacob House	.333	12	6	33	3	11	2	0	1	9	16	.485	0	0	4	1	.324	1	0	2	4	15	3	1	.947
6	Ryan Cisterna	.278	21	21	72	13	20	3	0	5	9	38	.528	1	2	27	3	.303	1	1	3	3	133	17	4	.974
17	Andy Wilkins	.259	14	13	54	8	14	3	0	1	7	20	.370	5	0	15	0	.317	1	0	0	0	117	12	2	.985
27	Jeff Nutt	.246	20	17	69	11	17	2	0	4	13	31	.449	6	2	23	1	.316	2	1	1	1	78	10	2	.978
41	Tom Hauskey	.222	4	0	9	1	2	0	0	0	1	2	.222	0	0	4	0	.222	0	0	0	0	9	0	1	.900
37	Sean Jones	.206	22	15	63	12	13	2	1	1	6	20	.317	0	2	22	0	.224	2	3	3	3	20	0	0	1.000
20	Aaron Murphree	.183	19	17	60	7	11	0	1	1	9	16	.267	10	1	19	0	.306	1	0	1	2	44	1	0	1.000
3	Scott Lyons	.174	14	14	46	4	8	1	0	0	4	9	.196	3	0	9	0	.220	1	4	1	1	13	39	2	.963
10	Andrew Darr	.174	8	7	23	2	4	3	0	0	1	7	.304	2	0	12	0	.240	0	2	0	0	9	0	1	.900
30	Justin Wells	.000	1	0	0	0	0	0	0	0	0	0	.000	0	0	0	0	.000	0	0	0	0	4	15	1	.950
<b>Totals</b>		<b>.282</b>	<b>29</b>	<b>29</b>	<b>1019</b>	<b>188</b>	<b>287</b>	<b>54</b>	<b>7</b>	<b>35</b>	<b>167</b>	<b>460</b>	<b>.451</b>	<b>113</b>	<b>20</b>	<b>254</b>	<b>12</b>	<b>.360</b>	<b>15</b>	<b>25</b>	<b>32</b>	<b>43</b>	<b>786</b>	<b>338</b>	<b>39</b>	<b>.966</b>
<b>Opponents</b>		<b>.297</b>	<b>29</b>	<b>29</b>	<b>1059</b>	<b>204</b>	<b>314</b>	<b>57</b>	<b>5</b>	<b>40</b>	<b>186</b>	<b>501</b>	<b>.473</b>	<b>105</b>	<b>32</b>	<b>229</b>	<b>12</b>	<b>.374</b>	<b>9</b>	<b>24</b>	<b>26</b>	<b>31</b>	<b>787</b>	<b>284</b>	<b>43</b>	<b>.961</b>

LOB - Team (218), Opp (241). DPs turned - Team (22), Opp (20). CI - Team (2), Cisterna 1, Hauskey 1, Opp (1). IBB - Team (8), Forsythe 5, Tschepikow 1, Nutt 1, Eibner 1, Opp (4). Picked off - Murphree 1, Eibner 1.

## Individual Pitching

#	Player	ERA	W	L	APP	GS	CG	SHO	CBO	SV	IP	H	R	ER	BB	SO	2B	3B	HR	AB	B/Avg	WP	HBP	BK	SFA	SHA
28	Cliff Springston	4.66	2	2	10	10	1	0	0	0	63.2	77	35	33	21	43	15	1	5	249	.309	4	9	1	3	7
29	Dallas Keuchel	5.40	2	2	10	8	1	0	0	0	50.0	59	34	30	18	38	11	0	8	201	.294	3	3	0	2	3
30	Justin Wells	6.47	3	2	10	7	0	0	0	0	64.0	69	51	46	16	61	10	2	14	253	.273	1	8	0	2	8
24	Brett Eibner	0.00	0	0	1	0	0	0	0	0	0.1	0	1	0	1	1	0	0	0	3	.000	0	1	0	0	0
42	James Mahler	2.89	2	1	4	1	0	0	0	0	9.1	7	6	3	7	11	0	0	1	34	.206	2	0	0	1	1
35	Kendall Korbal	4.80	0	1	7	1	0	0	0	1	15.0	14	9	8	6	11	3	0	1	56	.250	2	5	0	0	1
32	Mike Bolsinger	4.91	3	1	8	0	0	0	0	0	14.2	15	9	8	5	18	1	0	2	57	.263	1	2	0	1	1
49	Stephen Richards	5.68	1	4	13	0	0	0	0	3	19.0	24	16	12	10	28	2	1	1	81	.296	2	4	0	0	1
48	Evan Cox	5.87	1	0	4	0	0	0	0	0	7.2	7	5	5	6	5	0	0	2	29	.241	0	0	0	0	0
34	Shaun Seibert	9.00	0	0	7	2	0	0	0	0	12.0	23	19	12	11	10	8	0	4	58	.397	1	0	0	0	1
40	Travis Hill	16.62	0	2	5	0	0	0	0	0	4.1	13	13	8	2	2	4	1	1	25	.520	1	0	0	0	1
45	Sam Murphy	20.25	0	0	1	0	0	0	0	0	1.1	4	3	3	1	0	2	0	1	8	.500	0	0	0	0	0
12	Chad Pierce	40.50	0	0	1	0	0	0	0	0	0.2	2	3	3	1	1	1	0	0	5	.400	0	0	0	0	0
<b>Totals</b>		<b>5.81</b>	<b>14</b>	<b>15</b>	<b>29</b>	<b>29</b>	<b>2</b>	<b>0</b>	<b>0</b>	<b>4</b>	<b>262.0</b>	<b>314</b>	<b>204</b>	<b>169</b>	<b>105</b>	<b>229</b>	<b>57</b>	<b>5</b>	<b>40</b>	<b>1059</b>	<b>.297</b>	<b>17</b>	<b>32</b>	<b>1</b>	<b>9</b>	<b>24</b>
<b>Opponents</b>		<b>5.21</b>	<b>15</b>	<b>14</b>	<b>29</b>	<b>29</b>	<b>1</b>	<b>0</b>	<b>0</b>	<b>6</b>	<b>262.1</b>	<b>287</b>	<b>188</b>	<b>152</b>	<b>113</b>	<b>254</b>	<b>54</b>	<b>7</b>	<b>35</b>	<b>1019</b>	<b>.282</b>	<b>14</b>	<b>20</b>	<b>4</b>	<b>15</b>	<b>25</b>

PB - Team (3), Nutt 2, Cisterna 1, Opp (6). Pickoffs - Team (6), Springston 3, Cisterna 1, Nutt 1, Cox 1, Opp (2). SBA/ATT - Cisterna (16-18), Wells (11-11), Nutt (8-9), Springston (5-7), Keuchel (2-3), Korbal (3-3), Richards (2-3), Hauskey (2-2), Cox (2-2), Bolsinger (1-1), Mahler (0-1).

## Position Fielding Statistics

Player	C	PO	A	E	FLD%	DPs	SBA	CSB	SBA%	PB	CI
Murphree	45	44	1	0	1.000	7	0	0	-	0	0
Jones	20	20	0	0	1.000	0	0	0	-	0	0
Coon	18	18	0	0	1.000	0	0	0	-	0	0
Eibner	76	74	1	1	.987	0	0	0	-	0	0
Wilkins	131	117	12	2	.985	5	0	0	-	0	0
Nutt	90	78	10	2	.978	0	8	1	.889	2	0
Smalling	199	128	66	5	.975	17	0	0	-	0	0
Cisterna	154	133	17	4	.974	0	16	2	.889	1	1
Leavitt	34	32	1	1	.971	0	0	0	-	0	0
Lyons	54	13	39	2	.963	2	0	0	-	0	0
Tschepikow	137	57	74	6	.956	19	0	0	-	0	0
House	19	15	3	1	.947	1	0	0	-	0	0
Forsythe	98	21	68	9	.908	8	0	0	-	0	0
Darr	10	9	0	1	.900	0	0	0	-	0	0
Hauskey	10	9	0	1	.900	0	2	0	1.000	0	1

## Pitching Fielding Statistics

Player	C	PO	A	E	FLD%	DPs	SBA	CSB	SBA%	PB	CI
Bolsinger	4	2	2	0	1.000	0	1	0	1.000	0	0
Seibert	4	2	2	0	1.000	0	0	0	-	0	0
Richards	3	0	3	0	1.000	0	2	1	.667	0	0
Cox	2	0	2	0	1.000	0	2	0	1.000	0	0
Murphy	1	1	0	0	1.000	0	0	0	-	0	0
Hill	1	1	0	0	1.000	0	0	0	-	0	0
Mahler	1	0	1	0	1.000	0	0	1	.000	0	0
Wells	20	4	15	1	.950	0	11	0	1.000	0	0
Springston	18	6	11	1	.944	0	5	2	.714	0	0
Keuchel	12	2	9	1	.917	1	2	1	.667	0	0
Korbal	2	0	1	1	.500	0	3	0	1.000	0	0
Pierce	0	0	0	0	.000	0	0	0	-	0	0
<b>Totals</b>	<b>1163</b>	<b>786</b>	<b>338</b>	<b>39</b>	<b>.966</b>	<b>22</b>	<b>26</b>	<b>5</b>	<b>.839</b>	<b>3</b>	<b>2</b>
<b>Opp.</b>	<b>1114</b>	<b>787</b>	<b>284</b>	<b>43</b>	<b>.961</b>	<b>20</b>	<b>32</b>	<b>11</b>	<b>.744</b>	<b>6</b>	<b>1</b>

Hitting minimums - 1 Games 2.5 AB/Game  
Pitching minimums - 1 Games 20% of Games 1.0 IP/Game







# 2008 Results

2008 Record: 34-24 • Home: 24-9 • Away: 8-12 • Neutral: 2-3 • SEC: 14-15 • NCAA Tournament 0-2

## 2008 REVIEW

Date	Opponent	Score	r-h-e	r-h-e	Inns	Overall	SEC	Pitcher of record	Attend	Time
Feb 22, 2008	Wright St.	W, 9-4	9-10-1	4-7-0	9	1-0-0	0-0-0	Keuchel (W 1-0)	6487	4:01
Feb 23, 2008	Wright St.	W, 5-4	5-7-4	4-5-3	9	2-0-0	0-0-0	Springston (W 1-0)	7218	3:13
Feb 24, 2008	Wright St.	W, 7-3	7-11-1	3-5-0	9	3-0-0	0-0-0	Eibner (W 1-0)	6801	3:16
Feb 27, 2008	Kansas	W, 2-1	2-4-1	1-4-0	9	4-0-0	0-0-0	Bolsinger (W 1-0)	6675	2:28
Feb 29, 2008	vs. Louisiana Tech	W, 9-8	9-13-3	8-13-1	9	5-0-0	0-0-0	Hill (W 1-0)	488	3:21
Mar 1, 2008	at #28 Texas A&M	L, 7-15	7-12-2	15-14-1	9	5-1-0	0-0-0	Korbal (L 0-1)	6371	3:31
Mar 2, 2008	vs. Ohio State	W, 8-6	8-9-1	6-10-0	9	6-1-0	0-0-0	Springston (W 2-0)	421	2:54
Mar 5, 2008	South Dakota St.	W, 13-1	13-12-0	1-6-1	9	7-1-0	0-0-0	Mahler (W 1-0)	-	2:55
Mar 5, 2008	South Dakota St.	W, 20-4	20-20-1	4-5-5	9	8-1-0	0-0-0	Eibner (W 2-0)	6798	3:09
Mar 7, 2008	Siena	W, 14-5	14-17-0	5-10-1	9	9-1-0	0-0-0	Keuchel (W 2-0)	6407	3:02
Mar 8, 2008	Siena	W, 17-2	17-14-0	2-7-2	9	10-1-0	0-0-0	Springston (W 3-0)	6821	2:38
Mar 9, 2008	Siena	W, 10-4	10-8-1	4-5-0	9	11-1-0	0-0-0	Seibert (W 1-0)	7240	3:00
Mar 11, 2008	vs. Arizona State	L, 5-6	5-10-1	6-9-1	9	11-2-0	0-0-0	Korbal (L 0-2)	3040	3:31
Mar 12, 2008	at Arizona State	L, 4-7	4-5-1	7-8-2	9	11-3-0	0-0-0	Eibner (L 2-1)	3033	3:02
Mar 14, 2008	*Georgia	W, 5-1	5-11-0	1-7-0	9	12-3-0	1-0-0	Springston (W 4-0)	6863	3:11
Mar 15, 2008	*Georgia	L, 11-15	11-15-3	15-19-1	9	12-4-0	1-1-0	Hill (L 1-1)	6796	3:07
Mar 16, 2008	*Georgia	L, 2-13	2-6-3	13-10-0	9	12-5-0	1-2-0	Mahler (L 1-1)	6840	2:47
Mar 18, 2008	at #22 Nebraska	L, 1-6	1-5-3	6-9-0	9	12-6-0	1-2-0	Korbal (L 0-3)	3417	2:24
Mar 19, 2008	at #22 Nebraska	W, 9-4	9-10-0	4-7-2	9	13-6-0	1-2-0	Richards (W 1-0)	4295	3:36
Mar 21, 2008	*at LSU	L, 7-8	7-10-3	8-12-1	(11)	13-7-0	1-3-0	Richards (L 1-1)	7488	3:52
Mar 22, 2008	*at LSU	W, 14-13	14-18-1	13-14-5	(10)	14-7-0	2-3-0	Wells (W 1-0)	7874	3:35
Mar 23, 2008	*at LSU	L, 2-4	2-3-3	4-7-0	9	14-8-0	2-4-0	Keuchel (L 2-1)	6970	2:27
Mar 25, 2008	Centenary	W, 9-0	9-9-0	0-2-1	9	15-8-0	2-4-0	Hill (W 2-1)	7252	2:12
Mar 26, 2008	Centenary	L, 1-5	1-4-3	5-8-0	9	15-9-0	2-4-0	Murphy (L 0-1)	6997	2:28
Mar 29, 2008	*at Vanderbilt	L, 5-6	5-9-3	6-12-1	(12)	15-10-0	2-5-0	Richards (L 1-2)	1320	4:25
Mar 30, 2008	*at Vanderbilt	L, 2-6	2-7-1	6-6-1	7	15-11-0	2-6-0	Korbal (L 0-4)	1521	2:39
Apr 1, 2008	at Missouri State	W, 7-6	7-12-1	6-11-2	(10)	16-11-0	2-6-0	Seibert (W 2-0)	1080	3:43
Apr 4, 2008	*Auburn	L, 2-5	2-7-1	5-10-0	9	16-12-0	2-7-0	Springston (L 4-1)	7113	2:39
Apr 5, 2008	*Auburn	W, 5-4	5-8-1	4-8-2	9	17-12-0	3-7-0	Wells (W 2-0)	8437	2:23
Apr 6, 2008	*Auburn	L, 10-12	10-15-3	12-14-0	(10)	17-13-0	3-8-0	Richards (L 1-3)	7588	3:44
Apr 8, 2008	Oral Roberts	L, 4-9	4-8-1	9-14-2	9	17-14-0	3-8-0	Murphy (L 0-2)	6489	3:30
Apr 11, 2008	*#21 at Florida	W, 2-1	2-9-0	1-6-1	9	18-14-0	4-8-0	Keuchel (W 3-1)	3523	2:58
Apr 12, 2008	*#21 at Florida	L, 1-6	1-7-1	6-9-1	9	18-15-0	4-9-0	Springston (L 4-2)	3525	2:47
Apr 13, 2008	*#21 at Florida	W, 10-4	10-12-2	4-9-6	9	19-15-0	5-9-0	Wells (W 3-0)	3113	2:45
Apr 15, 2008	at Oral Roberts	L, 2-12	2-9-0	12-13-1	9	19-16-0	5-9-0	Korbal (L 0-5)	1883	3:03
Apr 16, 2008	Alcorn St.	W, 9-1	9-14-0	1-6-1	9	20-16-0	5-9-0	Murphy (W 1-2)	6830	2:58
Apr 18, 2008	*#30 Tennessee	W, 5-4	5-8-1	4-13-1	9	21-16-0	6-9-0	Richards (W 2-3)	7004	2:42
Apr 19, 2008	*#30 Tennessee	W, 5-4	5-8-0	4-10-3	(10)	22-16-0	7-9-0	Mahler (W 2-1)	8577	3:12
Apr 20, 2008	*#30 Tennessee	L, 6-7	6-8-1	7-17-0	(10)	22-17-0	7-10-0	Richards (L 2-4)	7412	3:52
Apr 22, 2008	Northern Colorado	W, 9-2	9-9-3	2-5-3	9	23-17-0	7-10-0	Cox (W 1-0)	6848	2:53
Apr 23, 2008	Northern Colorado	W, 7-1	7-10-0	1-6-1	9	24-17-0	7-10-0	Eibner (W 3-1)	6591	2:44
Apr 25, 2008	*#21 at Mississippi	L, 4-12	4-7-1	12-14-2	9	24-18-0	7-11-0	Keuchel (L 3-2)	5603	3:19
Apr 26, 2008	*#21 at Mississippi	W, 13-11	13-13-2	11-12-2	(10)	25-18-0	8-11-0	Bolsinger (W 2-0)	5648	3:35
Apr 26, 2008	*#21 at Mississippi	W, 12-4	12-13-0	4-11-3	9	26-18-0	9-11-0	Springston (W 5-2)	-	3:18
Apr 30, 2008	Missouri St.	W, 14-6	14-13-3	6-10-2	9	27-18-0	9-11-0	Cox (W 2-0)	7576	3:31
May 2, 2008	*Alabama	L, 7-11	7-14-1	11-14-1	9	27-19-0	9-12-0	Hill (L 2-2)	8041	3:29
May 3, 2008	*Alabama	L, 6-11	6-9-1	11-16-2	9	27-20-0	9-13-0	Wells (L 3-1)	8349	3:13
May 4, 2008	*Alabama	W, 5-4	5-9-0	4-10-2	9	28-20-0	10-13-0	Bolsinger (W 3-0)	7584	3:07
May 9, 2008	*#13 South Carolina	W, 12-11	12-19-2	11-10-1	9	29-20-0	11-13-0	Cox (W 3-0)	8052	3:03
May 10, 2008	*#13 South Carolina	W, 6-3	6-7-0	3-11-1	9	30-20-0	12-13-0	Bolsinger (W 4-0)	7448	2:21
May 11, 2008	*#13 South Carolina	W, 4-2	4-6-1	2-6-0	9	31-20-0	13-13-0	Keuchel (W 4-2)	7294	2:22
May 12, 2008	Mississippi Valley St.	W, 12-3	12-11-0	3-8-1	9	32-20-0	13-13-0	Murphy (W 2-2)	6557	2:38
May 15, 2008	*at Miss. St.	L, 5-6	5-6-2	6-7-0	9	32-21-0	13-14-0	Wells (L 3-2)	5865	2:38
May 16, 2008	*at Miss. St.	L, 5-6	5-9-0	6-10-1	9	32-22-0	13-15-0	Bolsinger (L 4-1)	6177	3:03
May 17, 2008	*at Miss. St.	W, 15-10	15-14-2	10-10-5	9	33-22-0	14-15-0	Mahler (W 3-1)	6738	4:02
May 19, 2008	Western Illinois	W, 2-6	12-14-2	6-9-1	9	34-22-0	14-15-0	Murphy (W 3-2)	6739	2:44
May 30, 2008	\$vs. Pepperdine	L, 3-4	3-6-3	4-10-0	9	34-23-0	14-15-0	Springston (L 5-3)	1448	3:12
May 31, 2008	\$vs. #15 Stanford	L, 1-5	1-9-0	5-10-1	9	34-24-0	14-15-0	Keuchel (L 4-3)	2005	3:07

(I) extra inning game • \* - Southeastern Conference Game • \$ - NCAA Stanford Regional

# 2008 Starting Lineups - Batting Order



Date	Opponent	1	2	3	4	5	6	7	8	9
Feb. 22	Wright St.	Leavitt	Tschepikow	Forsythe	Wilkins	Coon	Hrozek	Murphree	Cisterna	Lyons
Feb. 23	Wright St.	Leavitt	Lyons	Forsythe	Coon	Wilkins	Eibner	Murphree	Cisterna	Smalling
Feb. 24	Wright St.	Tschepikow	Forsythe	Wilkins	House	Eibner	Murphree	Smalling	Cisterna	Darr
Feb. 27	Kansas	Lyons	Forsythe	Coon	Wilkins	Eibner	Murphree	Hose	Smalling	Cisterna
Feb. 29	vs. La. Tech	Leavitt	Tschepikow	Forsythe	Coon	House	Eibner	Murphree	Smalling	Cisterna
Mar. 1	at #28 Texas A&M	Leavitt	Forsythe	Wilkins	Coon	Eibner	Murphree	Smalling	Cisterna	Lyons
Mar. 2	vs. Ohio State	Leavitt	Smalling	Wilkins	Coon	House	Hrozek	Murphree	Cisterna	Lyons
Mar. 5	S. Dakota St. (DH)	Leavitt	Eibner	Wilkins	Coon	House	Murphree	Tschepikow	Cisterna	Smalling
Mar. 5	S. Dakota St. (DH)	Leavitt	Eibner	Wilkins	Coon	Murphree	Smalling	Darr	Cisterna	Tschepikow
Mar. 7	Siena	Leavitt	Eibner	Wilkins	Coon	House	Murphree	Tschepikow	Smalling	Cisterna
Mar. 8	Siena	Leavitt	Eibner	Wilkins	Coon	Murphree	Smalling	Tschepikow	Darr	Cisterna
Mar. 9	Siena	Leavitt	Eibner	Wilkins	Coon	Murphree	Smalling	Darr	Lyons	Cisterna
Mar. 11	at Arizona St.	Leavitt	Eibner	Forsythe	Wilkins	Coon	Murphree	Tschepikow	Smalling	Cisterna
Mar. 12	at Arizona St.	Leavitt	Forsythe	Wilkins	House	Murphree	Tschepikow	Darr	Smalling	Cisterna
Mar. 14	*Georgia	Leavitt	Eibner	Forsythe	Wilkins	Murphree	House	Tschepikow	Cisterna	Smalling
Mar. 15	*Georgia	Leavitt	Eibner	Forsythe	Wilkins	House	Murphree	Tschepikow	Cisterna	Smalling
Mar. 16	*Georgia	Leavitt	Eibner	Forsythe	Wilkins	Coon	Murphree	Smalling	Cisterna	Lyons
Mar. 18	at #22 Nebraska	Leavitt	Forsythe	Coon	Wilkins	Eibner	Murphree	Smalling	Cisterna	Tschepikow
Mar. 19	at #22 Nebraska	Leavitt	Eibner	Forsythe	Wilkins	House	Smalling	Tschepikow	Cisterna	Darr
Mar. 21	*at LSU	Eibner	Forsythe	Wilkins	Coon	Murphree	Smalling	Darr	Cisterna	Lyons
Mar. 22	*at LSU	Leavitt	Eibner	Forsythe	Coon	Wilkins	Murphree	Smalling	Cisterna	Tschepikow
Mar. 23	*at LSU	Leavitt	Eibner	Forsythe	Coon	Wilkins	Murphree	Smalling	Cisterna	Tschepikow
Mar. 25	Centenary	Tschepikow	Forsythe	Wilkins	Eibner	Coon	House	Darr	Cisterna	Lyons
Mar. 26	Centenary	Eibner	Coon	Wilkins	Smalling	Murphree	Darr	Tschepikow	Cisterna	Lyons
Mar. 29	*at Vanderbilt	Jones	Forsythe	Coon	Eibner	Smalling	Darr	Murphree	Cisterna	Tschepikow
Mar. 30	*at Vanderbilt	Jones	Leavitt	Forsythe	Wilkins	Eibner	House	Smalling	Cisterna	Tschepikow
Apr. 1	at Missouri St.	Jones	Tschepikow	Forsythe	Wilkins	Nutt	Coon	Eibner	Smalling	Leavitt
Apr. 4	*Auburn	Jones	Tschepikow	Forsythe	Wilkins	Murphree	Nutt	Eibner	Smalling	Leavitt
Apr. 5	*Auburn	Jones	Tschepikow	Forsythe	Nutt	Eibner	Smalling	Darr	Cisterna	Lyons
Apr. 6	*Auburn	Jones	Tschepikow	Forsythe	Nutt	Smalling	Leavitt	Eibner	House	Lyons
Apr. 8	Oral Roberts	Leavitt	Tschepikow	Forsythe	Nutt	Eibner	Smalling	House	Murphree	Darr
Apr. 11	*at #21 Florida	Forsythe	Jones	Tschepikow	Eibner	Nutt	Murphree	Smalling	Cisterna	Leavitt
Apr. 12	*at #21 Florida	Forsythe	Jones	Tschepikow	Eibner	Nutt	Murphree	Smalling	Cisterna	Leavitt
Apr. 13	*at #21 Florida	Leavitt	Tschepikow	Forsythe	Nutt	Eibner	House	Smalling	Cisterna	Lyons
Apr. 15	at Oral Roberts	Jones	Leavitt	Tschepikow	Forsythe	Nutt	Smalling	House	Cisterna	Lyons
Apr. 16	Alcorn State	Leavitt	Tschepikow	Forsythe	Nutt	House	Jones	Smalling	Darr	Lyons
Apr. 18	*#30 Tennessee	Jones	Tschepikow	Forsythe	Nutt	Eibner	Darr	Smalling	Cisterna	Lyons
Apr. 19	*#30 Tennessee	Forsythe	Tschepikow	Eibner	Nutt	Darr	Smalling	Murphree	Cisterna	Lyons
Apr. 20	*#30 Tennessee	Leavitt	Tschepikow	Forsythe	Nutt	Eibner	House	Smalling	Cisterna	Lyons
Apr. 22	N. Colorado	Leavitt	Tschepikow	Forsythe	Nutt	House	Coon	Eibner	Darr	Smalling
Apr. 23	N. Colorado	Leavitt	Tschepikow	Forsythe	Nutt	Coon	Eibner	Smalling	Jones	Lyons
Apr. 25	*at #21 Ole Miss	Leavitt	Tschepikow	Forsythe	Nutt	Coon	Eibner	Smalling	Cisterna	Lyons
Apr. 26	*at #21 Ole Miss (DH)	Jones	Eibner	Forsythe	Coon	Smalling	Cisterna	Darr	Murphree	Lyons
Apr. 26	*at #21 Ole Miss (DH)	Leavitt	Tschepikow	Forsythe	Nutt	Smalling	Coon	Eibner	Jones	Lyons
Apr. 30	Missouri St.	Leavitt	Tschepikow	Forsythe	Nutt	Coon	Smalling	Eibner	Cisterna	Lyons
May 2	*Alabama	Jones	Tschepikow	Forsythe	Coon	Smalling	Eibner	Darr	Cisterna	Lyons
May 3	*Alabama	Leavitt	Tschepikow	Forsythe	Nutt	Coon	Smalling	Eibner	Murphree	Lyons
May 4	*Alabama	Leavitt	Tschepikow	Forsythe	Nutt	Coon	Smalling	Eibner	Cisterna	Lyons
May 9	*#13 S. Carolina	Leavitt	Jones	Forsythe	Coon	Smalling	Wilkins	Eibner	Cisterna	Tschepikow
May 10	*#13 S. Carolina	Leavitt	Tschepikow	Forsythe	Coon	Wilkins	Smalling	Nutt	Eibner	Jones
May 11	*#13 S. Carolina	Leavitt	Tschepikow	Forsythe	Coon	Wilkins	Smalling	Nutt	Murphree	Jones
May 12	Miss. Valley St.	Leavitt	Tschepikow	Forsythe	Coon	House	Darr	Murphree	Cisterna	Smalling
May 15	*Mississippi St.	Leavitt	Tschepikow	Forsythe	Coon	Wilkins	Nutt	Eibner	Smalling	Murphree
May 16	*Mississippi St.	Leavitt	Tschepikow	Forsythe	Wilkins	Coon	Eibner	Murphree	Cisterna	Smalling
May 17	*Mississippi St.	Leavitt	Jones	Forsythe	Coon	Smalling	Eibner	Nutt	Murphree	Tschepikow
May 19	Western Illinois	Leavitt	Tschepikow	Forsythe	Coon	Wilkins	Eibner	House	Nutt	Smalling
May 30	\$ vs. Pepperdine	Leavitt	Tschepikow	Forsythe	Coon	Wilkins	Smalling	Eibner	Cisterna	Lyons
May 31	\$ vs. #15 Stanford	Leavitt	Tschepikow	Forsythe	Wilkins	Eibner	Nutt	Coon	House	Smalling

\* - Southeastern Conference Game • \$ - NCAA Stanford Regional

2008 REVIEW







# 2008 Starting Lineups - Defense

2008 REVIEW

Date	Opponent	C	1B	2B	3B	SS	LF	CF	RF	DH
Feb. 22	Wright St.	Cisterna	Murphree	Tschepikow	Forsythe	Lyons	Coon	Hrozek	Leavitt	Wilkins
Feb. 23	Wright St.	Cisterna	Wilkins	Smalling	Forsythe	Lyons	Coon	Eibner	Leavitt	Murphree
Feb. 24	Wright St.	Cisterna	House	Tschepikow	Forsythe	Smalling	Darr	Eibner	Murphree	Wilkins
Feb. 27	Kansas	Cisterna	Wilkins	Smalling	Forsythe	Lyons	Coon	Eibner	House	Murphree
Feb. 29	vs. La. Tech	Cisterna	Murphree	Tschepikow	Forsythe	Smalling	Coon	Eibner	House	Leavitt
Mar. 1	at #28 Texas A&M	Cisterna	Wilkins	Lyons	Forsythe	Smalling	Coon	Eibner	Murphree	Leavitt
Mar. 2	vs. Ohio State	Cisterna	House	Smalling	Wilkins	Lyons	Coon	Hrozek	Leavitt	Murphree
Mar. 5	S. Dakota St. (DH)	Cisterna	House	Tschepikow	Wilkins	Smalling	Coon	Eibner	Leavitt	Murphree
Mar. 5	S. Dakota St. (DH)	Cisterna	Murphree	Tschepikow	Wilkins	Smalling	Coon	Leavitt	Darr	Eibner (DH/P)
Mar. 7	Siena	Cisterna	House	Tschepikow	Wilkins	Smalling	Coon	Eibner	Leavitt	Murphree
Mar. 8	Siena	Cisterna	Murphree	Tschepikow	Wilkins	Smalling	Darr	Eibner	Leavitt	Coon
Mar. 9	Siena	Cisterna	Murphree	Smalling	Wilkins	Lyons	Coon	Eibner	Leavitt	Darr
Mar. 11	at Arizona St.	Cisterna	Wilkins	Tschepikow	Forsythe	Smalling	Coon	Eibner	Leavitt	Murphree
Mar. 12	at Arizona St.	Cisterna	Wilkins	Tschepikow	Forsythe	Smalling	House	Leavitt	Murphree	Darr
Mar. 14	*Georgia	Cisterna	Wilkins	Tschepikow	Forsythe	Smalling	House	Eibner	Leavitt	Murphree
Mar. 15	*Georgia	Cisterna	Wilkins	Tschepikow	Forsythe	Smalling	House	Eibner	Leavitt	Murphree
Mar. 16	*Georgia	Cisterna	Wilkins	Smalling	Forsythe	Lyons	Coon	Eibner	Leavitt	Murphree
Mar. 18	at #22 Nebraska	Cisterna	Murphree	Tschepikow	Forsythe	Smalling	Coon	Eibner	Leavitt	Wilkins
Mar. 19	at #22 Nebraska	Cisterna	House	Tschepikow	Forsythe	Smalling	Darr	Eibner	Leavitt	Wilkins
Mar. 21	*at LSU	Cisterna	Wilkins	Smalling	Forsythe	Lyons	Coon	Eibner	Darr	Murphree
Mar. 22	*at LSU	Cisterna	Wilkins	Tschepikow	Forsythe	Smalling	Coon	Eibner	Leavitt	Murphree
Mar. 23	*at LSU	Cisterna	Wilkins	Tschepikow	Forsythe	Smalling	Coon	Eibner	Leavitt	Murphree
Mar. 25	Centenary	Cisterna	Wilkins	Tschepikow	Forsythe	Lyons	Coon	Eibner	House	Darr
Mar. 26	Centenary	Cisterna	Wilkins	Tschepikow	Smalling	Lyons	Coon	Eibner	Darr	Murphree
Mar. 29	*at Vanderbilt	Cisterna	Murphree	Tschepikow	Forsythe	Smalling	Coon	Eibner	Jones	Darr
Mar. 30	*at Vanderbilt	Cisterna	Wilkins	Tschepikow	Forsythe	Smalling	House	Eibner	Jones	Leavitt
Apr. 1	at Missouri St.	Nutt	Wilkins	Tschepikow	Forsythe	Smalling	Coon	Eibner	Jones	Leavitt
Apr. 4	*Auburn	Nutt	Wilkins	Tschepikow	Forsythe	Smalling	Jones	Eibner	Leavitt	Murphree
Apr. 5	*Auburn	Cisterna	Smalling	Tschepikow	Forsythe	Lyons	Darr	Eibner	Jones	Nutt
Apr. 6	*Auburn	Nutt	Smalling	Tschepikow	Forsythe	Lyons	House	Eibner	Jones	Leavitt
Apr. 8	Oral Roberts	Nutt	House	Tschepikow	Forsythe	Smalling	Darr	Eibner	Leavitt	Murphree
Apr. 11	*at #21 Florida	Cisterna	Murphree	Tschepikow	Forsythe	Smalling	Leavitt	Eibner	Jones	Nutt
Apr. 12	*at #21 Florida	Cisterna	Murphree	Tschepikow	Forsythe	Smalling	Leavitt	Eibner	Jones	Nutt
Apr. 13	*at #21 Florida	Cisterna	Smalling	Tschepikow	Forsythe	Lyons	House	Eibner	Leavitt	Nutt
Apr. 15	at Oral Roberts	Cisterna	Smalling	Tschepikow	Forsythe	Lyons	House	Jones	Leavitt	Nutt
Apr. 16	Alcorn State	Nutt	Smalling	Tschepikow	Forsythe	Lyons	House	Jones	Leavitt	Darr
Apr. 18	*#30 Tennessee	Cisterna	Smalling	Tschepikow	Forsythe	Lyons	Darr	Eibner	Jones	Nutt
Apr. 19	*#30 Tennessee	Cisterna	Smalling	Tschepikow	Forsythe	Lyons	Darr	Eibner	Murphree	Nutt
Apr. 20	*#30 Tennessee	Cisterna	Smalling	Tschepikow	Forsythe	Lyons	House	Eibner	Leavitt	Nutt
Apr. 22	N. Colorado	Nutt	House	Tschepikow	Forsythe	Smalling	Darr	Eibner	Leavitt	Coon
Apr. 23	N. Colorado	Nutt	Smalling	Tschepikow	Forsythe	Lyons	Coon	Jones	Leavitt	Eibner
Apr. 25	*at #21 Ole Miss	Cisterna	Smalling	Tschepikow	Forsythe	Lyons	Coon	Eibner	Leavitt	Nutt
Apr. 26	*at #21 Ole Miss (DH)	Cisterna	Murphree	Smalling	Forsythe	Lyons	Darr	Eibner	Jones	Coon
Apr. 26	*at #21 Ole Miss (DH)	Nutt	Smalling	Tschepikow	Forsythe	Lyons	Jones	Eibner	Leavitt	Coon
Apr. 30	Missouri St.	Cisterna	Smalling	Tschepikow	Forsythe	Lyons	Coon	Eibner	Leavitt	Nutt
May 2	*Alabama	Cisterna	Smalling	Tschepikow	Forsythe	Lyons	Coon	Eibner	Jones	Darr
May 3	*Alabama	Nutt	Smalling	Tschepikow	Forsythe	Lyons	Coon	Eibner	Leavitt	Murphree
May 4	*Alabama	Cisterna	Smalling	Tschepikow	Forsythe	Lyons	Coon	Eibner	Leavitt	Nutt
May 9	*#13 South Carolina	Cisterna	Wilkins	Tschepikow	Forsythe	Smalling	Jones	Eibner	Leavitt	Coon
May 10	*#13 South Carolina	Nutt	Wilkins	Tschepikow	Forsythe	Smalling	Jones	Eibner	Leavitt	Coon
May 11	*#13 South Carolina	Nutt	Wilkins	Tschepikow	Forsythe	Smalling	Coon	Jones	Leavitt	Murphree
May 12	Miss. Valley St.	Cisterna	House	Tschepikow	Forsythe	Smalling	Coon	Leavitt	Darr	Murphree
May 15	*at Miss. St.	Nutt	Wilkins	Tschepikow	Forsythe	Smalling	Coon	Eibner	Leavitt	Murphree
May 16	*at Miss. St.	Cisterna	Wilkins	Tschepikow	Forsythe	Smalling	Coon	Eibner	Leavitt	Murphree
May 17	*at Miss. St.	Nutt	Murphree	Tschepikow	Forsythe	Smalling	Coon	Jones	Leavitt	Eibner
May 19	Western Illinois	Nutt	Wilkins	Tschepikow	Forsythe	Smalling	Coon	Eibner	Leavitt	House
May 30	\$vs Pepperdine	Cisterna	Smalling	Tschepikow	Forsythe	Lyons	Coon	Eibner	Leavitt	Wilkins
May 31	\$ vs. #15 Stanford	Nutt	Wilkins	Tschepikow	Forsythe	Smalling	Coon	Eibner	Leavitt	House

\* - Southeastern Conference Game • \$ - NCAA Stanford Regional

# Game-by-Game Hitting Stats



2008 REVIEW

Date	Opponent	AB	R	H	RBI	2B	3B	HR	BB	IBB	SB	CS	HBP	SAC	SF	GDP	K	PO	A	E	Avg
Feb 22	Wright St.	34	9	10	8	2	1	1	7	0	1	0	4	0	0	1	6	27	8	1	.294
Feb 23	Wright St.	30	5	7	3	0	0	1	4	0	1	0	3	1	0	2	7	27	13	4	.266
Feb 24	Wright St.	33	7	11	7	4	0	0	5	0	0	1	1	0	0	0	6	27	12	1	.289
Feb 27	Kansas	26	2	4	2	1	0	0	3	0	2	0	1	0	0	1	3	27	7	1	.260
Feb 29	vs Louisiana Tech	37	9	13	8	3	0	2	5	1	0	0	0	1	0	0	4	27	8	3	.281
Mar 01	at #28 Texas A&M	40	7	12	6	2	0	1	3	0	0	0	1	0	0	0	8	24	9	2	.285
Mar 02	vs Ohio State	32	8	9	8	2	0	4	5	0	0	0	2	0	0	0	6	27	11	1	.284
Mar 05	South Dakota St.	36	13	12	13	2	0	4	6	0	2	0	1	1	0	0	8	27	10	0	.291
Mar 05	South Dakota St.	46	20	20	16	6	0	4	7	0	2	0	0	0	2	0	9	27	5	1	.312
Mar 07	Siena	38	14	17	14	4	0	5	6	0	1	0	1	1	1	0	4	27	12	0	.327
Mar 08	Siena	36	17	14	15	2	0	2	5	0	2	0	4	0	1	0	1	27	16	0	.332
Mar 09	Siena	29	10	8	9	3	0	2	8	0	1	0	3	1	0	0	3	27	8	1	.329
Mar 11	vs. Arizona St.	37	5	10	4	2	1	0	4	0	2	0	0	0	0	0	14	24	11	1	.324
Mar 12	at Arizona St.	34	4	5	4	2	1	1	1	0	0	0	1	0	0	0	9	24	11	1	.311
Mar 14	*Georgia	33	5	11	5	3	0	2	4	0	2	0	2	2	0	0	8	27	11	0	.313
Mar 15	*Georgia	39	11	15	9	5	0	3	5	0	2	1	0	0	1	1	10	27	13	3	.318
Mar 16	*Georgia	30	2	6	2	2	0	0	2	0	0	0	0	0	1	0	11	27	10	3	.312
Mar 18	at #22 Nebraska	28	1	5	1	0	0	0	2	0	1	0	1	0	0	4	7	24	8	3	.306
Mar 19	at #22 Nebraska	36	9	10	8	3	1	3	7	0	6	0	1	1	0	0	8	27	16	0	.304
Mar 21	*at LSU	40	7	10	6	4	0	1	4	0	1	0	0	1	1	1	11	30	12	3	.301
Mar 22	*at LSU	45	14	18	12	2	1	1	6	0	0	2	2	0	2	0	5	30	15	1	.307
Mar 23	*at LSU	26	2	3	2	0	0	0	6	0	3	0	0	2	1	0	7	24	9	3	.301
Mar 25	Centenary	32	9	9	9	1	0	3	4	0	0	0	3	0	0	0	2	27	16	0	.300
Mar 26	Centenary	28	1	4	1	0	0	1	4	0	0	1	1	1	0	0	7	27	8	3	.295
Mar 29	*at Vanderbilt	43	5	9	4	2	0	0	5	1	0	0	1	3	0	0	19	35	10	3	.290
Mar 30	*at Vanderbilt	28	2	7	2	1	0	1	6	0	0	0	1	1	0	0	11	18	5	1	.289
Apr 01	at Missouri St.	33	7	12	7	0	0	0	9	0	3	1	1	4	1	0	5	30	15	1	.292
Apr 04	*Auburn	32	2	7	2	0	1	1	1	0	0	1	1	0	0	0	8	27	17	1	.289
Apr 05	*Auburn	29	5	8	4	2	1	0	2	0	1	0	0	2	2	0	5	27	7	1	.289
Apr 06	*Auburn	41	10	15	10	5	1	2	2	0	1	0	0	2	0	0	6	30	11	3	.292
Apr 08	Oral Roberts	33	4	8	2	0	0	1	8	0	1	1	0	0	1	0	11	27	13	1	.290
Apr 11	*at #21 Florida	35	2	9	2	1	0	1	4	1	3	0	0	1	0	0	8	27	17	0	.289
Apr 12	*at #21 Florida	34	1	7	1	0	0	0	2	0	1	0	0	0	0	0	8	24	11	1	.287
Apr 13	*at #21 Florida	36	10	12	9	3	0	1	4	0	3	0	1	3	0	2	4	27	17	2	.288
Apr 15	at Oral Roberts	36	2	9	2	3	0	0	1	0	0	0	0	0	0	0	8	24	16	0	.287
Apr 16	Alcorn St.	36	9	14	8	1	0	2	4	0	0	0	2	1	0	1	5	27	16	0	.290
Apr 18	*#30 Tennessee	30	5	8	5	1	1	2	0	0	0	0	0	2	0	1	5	27	16	1	.290
Apr 19	*#30 Tennessee	37	5	8	5	1	0	2	2	0	1	1	0	0	0	0	14	30	16	0	.287
Apr 20	*#30 Tennessee	34	6	8	6	1	0	0	6	0	3	1	3	1	1	1	5	30	13	1	.286
Apr 22	N. Colorado	30	9	9	7	1	0	1	8	0	0	0	3	3	0	2	5	27	5	3	.286
Apr 23	N. Colorado	32	7	10	6	1	0	0	6	0	3	0	1	0	0	2	3	27	10	0	.287
Apr 25	*at #21 Ole Miss	33	4	7	3	2	0	1	7	1	0	2	0	0	0	0	13	24	12	1	.285
Apr 26	*at #21 Ole Miss	42	13	13	12	2	0	5	1	1	1	1	1	1	1	0	11	30	12	2	.286
Apr 26	*at #21 Ole Miss	39	12	13	12	1	1	4	6	0	0	0	2	2	1	0	12	27	10	0	.287
Apr 30	Missouri St.	38	14	13	12	1	0	2	6	0	0	0	3	0	0	0	8	27	9	3	.289
May 02	*Alabama	37	7	14	7	2	0	1	5	0	1	0	0	0	2	1	10	27	8	1	.291
May 03	*Alabama	37	6	9	6	3	1	1	4	0	1	1	0	0	0	0	7	27	11	1	.290
May 04	*Alabama	34	5	9	4	2	0	0	1	0	2	0	0	0	0	0	3	27	10	0	.289
May 09	*#13 S. Carolina	43	12	19	11	1	0	4	4	0	0	0	0	0	0	2	8	27	9	2	.293
May 10	*#13 S. Carolina	30	6	7	4	0	0	0	2	1	0	0	1	0	0	1	5	27	17	0	.292
May 11	*#13 S. Carolina	28	4	6	4	2	0	0	2	1	0	1	2	1	0	0	4	27	13	1	.291
May 12	Miss. Valley St.	33	12	11	12	1	0	1	9	0	0	1	0	0	0	1	1	27	13	0	.291
May 15	*at Miss. St.	32	5	6	4	1	0	1	4	0	0	0	0	0	1	0	12	24	9	2	.290
May 16	*at Miss. St.	33	5	9	5	2	0	0	7	2	1	0	2	1	1	1	12	25	10	0	.289
May 17	*at Miss. St.	39	15	14	9	3	0	1	9	0	5	0	1	0	0	1	12	27	7	2	.291
May 19	Western Illinois	34	12	14	10	4	0	1	7	0	0	0	1	0	0	2	6	27	9	2	.293
May 30	\$vs. Pepperdine	32	3	6	3	1	0	0	8	1	1	1	0	0	0	0	12	24	13	3	.291
May 31	\$ vs. #15 Stanford	36	1	9	1	0	0	0	5	0	0	0	0	0	0	0	9	27	8	0	.290
Totals		2004	418	582	373	106	11	77	270	10	61	17	59	40	21	28	439	1554	654	75	.290

\* - Southeastern Conference game • \$ - NCAA Stanford Regional







# Game-by-Game Pitching Stats

2008 REVIEW

Date	Opponent	IP	H	R	ER	BB	SO	2B	3B	HR	WP	BK	HBP	DP	IBB	Score	W	L	SV	ERA
Feb 22	Wright St.	9.0	7	4	4	3	10	1	0	0	2	0	2	0	0	9-4	1	0	0	4.00
Feb 23	Wright St.	9.0	5	4	3	5	10	1	0	0	1	0	2	1	0	5-4	2	0	1	3.50
Feb 24	Wright St.	9.0	5	3	2	2	8	1	0	0	0	0	1	1	0	7-3	3	0	1	3.00
Feb 27	Kansas	9.0	4	1	1	4	16	1	0	0	0	0	0	0	0	2-1	4	0	2	2.50
Feb 29	vs. Louisiana Tech	9.0	13	8	8	5	11	1	0	1	1	0	0	2	0	9-8	5	0	2	3.60
Mar 01	at #28 Texas A&M	8.0	14	15	6	4	6	1	1	2	1	0	3	1	0	7-15	5	1	2	4.08
Mar 02	vs. Ohio State	9.0	10	6	4	2	5	2	1	0	1	0	1	2	0	8-6	6	1	3	4.06
Mar 05	South Dakota St.	9.0	6	1	1	6	7	1	0	0	2	0	1	2	0	13-1	7	1	3	3.68
Mar 05	South Dakota St.	9.0	5	4	2	1	11	0	0	2	0	0	0	0	0	20-4	8	1	3	3.49
Mar 07	Siena	9.0	10	5	5	7	7	1	0	1	1	0	2	1	0	14-5	9	1	3	3.64
Mar 08	Siena	9.0	7	2	2	1	5	2	0	1	0	0	0	3	0	17-2	10	1	3	3.49
Mar 09	Siena	9.0	5	4	4	7	10	1	0	0	1	0	2	2	0	10-4	11	1	3	3.53
Mar 11	vs. Arizona St.	8.0	9	6	5	8	7	0	1	3	0	1	0	2	0	5-6	11	2	3	3.68
Mar 12	at Arizona St.	8.0	8	7	6	7	9	1	0	1	1	0	1	2	0	4-7	11	3	3	3.88
Mar 14	*Georgia	9.0	7	1	1	3	9	2	0	0	1	0	2	1	0	5-1	12	3	4	3.68
Mar 15	*Georgia	9.0	19	15	12	5	7	7	0	3	0	0	0	1	0	11-15	12	4	4	4.21
Mar 16	*Georgia	9.0	10	13	10	9	5	1	0	2	1	0	0	0	0	2-13	12	5	4	4.56
Mar 18	at #22 Nebraska	8.0	9	6	4	2	2	1	0	2	0	1	1	1	0	1-6	12	6	4	4.56
Mar 19	at #22 Nebraska	9.0	7	4	4	4	5	1	0	0	2	0	2	1	0	9-4	13	6	4	4.53
Mar 21	*at LSU	10.0	12	8	8	3	6	2	0	3	1	0	3	0	1	7-8	13	7	4	4.68
Mar 22	*at LSU	10.0	14	13	7	4	6	3	1	4	1	0	0	0	0	14-13	14	7	4	4.76
Mar 23	*at LSU	8.0	7	4	3	2	3	2	0	0	1	0	0	0	0	2-4	14	8	4	4.71
Mar 25	Centenary	9.0	2	0	0	1	7	1	0	0	0	0	2	2	0	9-0	15	8	5	4.50
Mar 26	Centenary	9.0	8	5	4	4	6	1	0	0	1	0	1	1	0	1-5	15	9	5	4.48
Mar 29	*at Vanderbilt	11.2	12	6	4	5	11	2	0	0	1	0	2	2	0	5-6	15	10	5	4.41
Mar 30	*at Vanderbilt	6.0	6	6	5	4	3	3	0	0	0	0	2	0	1	2-6	15	11	5	4.49
Apr 01	at Missouri State	10.0	11	6	6	6	13	2	0	0	5	0	0	1	0	7-6	16	11	5	4.52
Apr 04	*Auburn	9.0	10	5	4	2	6	2	0	0	1	0	0	1	0	2-5	16	12	5	4.51
Apr 05	*Auburn	9.0	8	4	3	1	9	2	0	0	0	0	1	0	0	5-4	17	12	6	4.45
Apr 06	*Auburn	10.0	14	12	10	8	8	2	0	2	0	0	1	2	0	10-12	17	13	6	4.62
Apr 08	Oral Roberts	9.0	14	9	8	8	3	4	0	1	2	0	0	1	1	4-9	17	14	6	4.73
Apr 11	*at #21 Florida	9.0	6	1	1	3	3	1	0	0	0	0	1	3	0	2-1	18	14	7	4.62
Apr 12	*at #21 Florida	8.0	9	6	6	3	8	2	0	1	0	0	1	1	0	1-6	18	15	7	4.67
Apr 13	*at #21 Florida	9.0	9	4	4	2	6	2	0	0	0	0	0	1	0	10-4	19	15	7	4.65
Apr 15	at Oral Roberts	8.0	13	12	12	7	1	4	0	1	2	0	3	2	0	2-12	19	16	7	4.88
Apr 16	Alcorn State	9.0	6	1	1	4	6	3	0	0	1	0	0	1	0	9-1	20	16	7	4.77
Apr 18	*#30 Tennessee	9.0	13	4	4	2	9	1	0	1	1	0	0	2	0	5-4	21	16	7	4.75
Apr 19	*#30 Tennessee	10.0	10	4	4	3	9	1	0	2	0	0	0	0	0	5-4	22	16	7	4.72
Apr 20	*#30 Tennessee	10.0	17	7	6	4	8	4	1	1	1	0	1	0	0	6-7	22	17	7	4.74
Apr 22	N. Colorado	9.0	5	2	1	2	10	0	0	0	0	0	1	0	0	9-2	23	17	7	4.64
Apr 23	N. Colorado	9.0	6	1	1	4	6	0	0	0	0	0	0	1	0	7-1	24	17	7	4.55
Apr 25	*at #21 Ole Miss	8.0	14	12	11	5	5	3	0	3	0	0	1	1	0	4-12	24	18	7	4.72
Apr 26	*at #21 Ole Miss	10.0	12	11	8	4	13	2	0	1	1	0	4	0	0	13-11	25	18	7	4.78
Apr 26	*at #21 Ole Miss	9.0	11	4	4	3	9	2	0	2	0	1	1	1	0	12-4	26	18	7	4.77
Apr 30	Missouri State	9.0	10	6	4	4	6	1	0	1	0	0	1	0	0	14-6	27	18	7	4.75
May 02	*Alabama	9.0	14	11	7	2	12	2	1	1	2	0	2	1	0	7-11	27	19	7	4.80
May 03	*Alabama	9.0	16	11	11	1	10	2	1	5	1	0	0	0	0	6-11	27	20	7	4.93
May 04	*Alabama	9.0	10	4	4	5	9	1	0	2	1	0	1	1	0	5-4	28	20	8	4.91
May 09	*#13 S. Carolina	9.0	10	11	8	5	10	1	0	2	0	0	2	1	1	12-11	29	20	8	4.97
May 10	*#13 S. Carolina	9.0	11	3	3	1	4	0	0	1	1	0	1	1	0	6-3	30	20	8	4.93
May 11	*#13 S. Carolina	9.0	6	2	2	2	11	1	0	1	0	0	0	2	0	4-2	31	20	8	4.88
May 12	Miss. Valley St.	9.0	8	3	3	2	7	2	0	1	1	0	0	2	0	12-3	32	20	8	4.84
May 15	*at Miss. St.	8.0	7	6	6	2	10	1	0	2	0	0	3	0	0	5-6	32	21	8	4.87
May 16	*at Miss. St.	8.1	10	6	6	4	5	1	1	0	1	0	1	0	1	5-6	32	22	8	4.90
May 17	*at Miss. St.	9.0	10	10	7	8	15	2	0	1	1	0	2	0	0	15-10	33	22	8	4.94
May 19	Western Illinois	9.0	9	6	5	2	8	1	0	0	0	0	0	0	0	12-6	34	22	9	4.94
May 30	\$vs. Pepperdine	8.0	10	4	3	2	5	1	0	1	0	0	1	0	0	3-4	34	23	9	4.92
May 31	\$vs. #15 Stanford	9.0	10	5	5	1	9	2	0	1	1	0	0	0	0	1-5	34	24	9	4.92
Totals		518.0	550	344	283	220	445	95	8	59	43	3	59	54	5	418-344	34	24	9	4.92

\* - Southeastern Conference game • \$ - NCAA Stanford Regional

# 2008 Honors



## Mike Bolsinger

SEC Spring Academic Honor Roll  
Texas Collegiate League Pitcher of the Year

## Casey Coon

SEC Spring Academic Honor Roll

## Andrew Darr

SEC Spring Academic Honor Roll

## Logan Forsythe

First-Team All-SEC  
First-Round Draft Pick (San Diego Padres)  
SEC Player of the Week



Logan Forsythe

## Tom Hauskey

SEC Spring Academic Honor Roll

## Travis Hill

SEC Spring Academic Honor Roll

## Dallas Keuchel

SEC Pitcher of the Week  
Cape Cod League West All-Star  
Rivals.com Cape Cod League Elite 11



Dallas Keuchel

## Chase Leavitt

All-Stanford Region  
ESPN's Web Gems  
Team Hitter of the Year

## Scott Limbocker

SEC Spring Academic Honor Roll

## Scott Lyons

SEC Spring Academic Honor Roll

## Aaron Murphree

Collegiate Baseball National Hitter of the Week  
Pro-Line Athletic National Hitter of the Week  
27th-Round Draft Pick (San Diego Padres)  
SEC Player of the Week

## Sam Murphy

SEC Spring Academic Honor Roll

## Jeff Nutt

25th-Round Draft Pick (New York Yankees)

## Chad Pierce

SEC Spring Academic Honor Roll

## Shaun Seibert

SEC Spring Academic Honor Roll

## Tim Smalling

SEC Spring Academic Honor Roll

## Cliff Springston

11th-Round Draft Pick (Texas Rangers)  
SEC Spring Academic Honor Roll



Cliff Springston

## Dave Van Horn

College Baseball Foundation National All-Star Lineup

## Ben Tschepikow

SEC Spring Academic Honor Roll

## Justin Wells

SEC Spring Academic Honor Roll  
Team Pitcher of the Year

## Andy Wilkins

SEC Freshman of the Week




Chase Leavitt








# Razorbacks in Summer Baseball



Chase Leavitt, Dallas Keuchel, Tim Smalling and Brett Eibner, 2008 Razorback teammates, pose for a photo after playing each other in the Cape Cod League. Leavitt and Smalling played for the League Champion Harwich Mariners while Keuchel and Eibner were Wareham Gatemen.



Dallas Keuchel (left) was an All-Star in the Cape Cod League for the Wareham Gatemen. He ended the season as one of the league leaders in innings pitched and earned run average. James Mahler (above) pitched for the Bend Elks of the West Coast Collegiate League.





# Razorbacks in Summer Baseball



2008 REVIEW



## Cape Cod League

Brett Eibner – Wareham Gatemmen  
Dallas Keuchel – Wareham Gatemmen  
Chase Leavitt – Harwich Mariners  
Andy Wilkins – Yarmouth-Dennis Red Sox

## Northwoods League

Collin Kuhn – Duluth Huskies  
Sam Murphy – Duluth Huskies

## Sierra Baseball League

Tim Carver – Lodi Grape Sox

## Southern California Collegiate Association

Scott Limbocker – So Cal Fire

## Texas Collegiate League

Bryan Bingham – Coppell Copperheads  
Mike Bolsinger – McKinney Marshals  
Jeremy Heatley – McKinney Marshals  
Travis Sample – Coppell Copperheads

## West Coast Collegiate Baseball League

Andrew Darr – Bend Elks  
James Mahler – Bend Elks

## High School Leagues/Associations

Kyle Atkins – Nashville Patriots  
Trevor Cousineau – Michigan Dawgs  
Zack Cox – Midland Redskins  
Geoffrey Davenport – Fort Worth Cats  
Seth Gardner – Dallas Giants  
Zack Hall – Midwest Nationals  
James McCann – Midland Redskins  
Jarrod McKinney - Dallas D-Bat  
Jonathan Perlman – Dallas Giants  
Zac Russell – Bi-District



Brett Eibner (top) hit four home runs for the Wareham Gatemmen but Chase Leavitt (above) helped Harwich win the Cape Cod League title. Andrew Darr (right) was a key component to the Bend Elks success in the West Coast Collegiate League







# The Southeastern Conference

The Southeastern Conference, with its storied 75-year history of athletic achievements and academic excellence, has built perhaps the greatest tradition of intercollegiate competition in baseball of any league in the country since its inception in 1933.

The SEC posted another tremendous season in 2008 as the conference had nine teams earn selection to NCAA postseason play and Georgia and LSU advancing to the College World Series. A SEC squad has now appeared in the College World Series 23 of the last 24 years. Georgia advanced to the National Championship Series, marking the fourth time since 2000 an SEC team played for the national championship in Omaha. LSU won the SEC tournament title over Ole Miss. Georgia won the SEC regular-season title with a 20-9-1 conference record.

The Southeastern Conference boasts 11 former National Players of the Year (Vanderbilt's David Price won in 2007), nine Baseball America Coach of the Year and seven Collegiate Baseball Coach of the Year honors. 140 student-athletes have been named first-team All-American, seven of which came in 2008.

Eight SEC players were taken in the first round of the 2008 Major League Baseball Amateur Draft, held Tuesday in New York City, including the second pick overall. Vanderbilt's Pedro Alvarez was the second overall pick of the draft by the Pittsburgh Pirates. Vanderbilt's David Price was the first overall pick in 2007, while Luke Hochevar of Tennessee was first overall in 2006. Georgia's Gordon Beckham was taken eighth in 2008 with Justin Smoak of South Carolina at No. 11. With those eight selections this year, the SEC has now had a first round selection in each year since 1991 and 76 total in the first round during that time.

The SEC drew over 1.6 million fans to its on-campus ballparks in 2008 for the third year in a row, nearly double that of the next closest conference. Six SEC teams drew in excess of 100,000 fans to their parks in 2008. The SEC averaged 4,044 fans per game in 2007, the second straight year to exceed the 4,000 mark. South Carolina and LSU will both open new parks in 2009. The SEC Baseball Tournament drew 124,139 fans, the second-most all-time.

## Notes

- The SEC has sent 36 teams to the College World Series since 1990. That was accomplished despite no SEC teams making the field in 1992. LSU has been to Omaha 11 times, Georgia five times and Florida and Mississippi State four times, while Alabama, South Carolina and Tennessee have been three times each. Auburn has been once, while Arkansas also advanced in 2004.
- SEC teams have won six of the last 19 national championships, with LSU winning five (1991, 1993, 1996, 1997, 2000) and Georgia claiming the 1990 title. The SEC has finished runner up four times in that time, 1997, 2002, 2005 and 2008.



## 2008 Final SEC Standings

### Western Division

	SEC	Pct.	GB	All	Pct.	Home	Away	Neutral	vs. Div.	vs. Top 25	Last 10	Streak
%LSU	18-11-1	.617	--	49-19-1	.717	32-9-1	11-8	6-2	11-4	14-9-1	7-3	L1
Alabama	16-14	.533	2.5	35-28	.556	21-9	9-13	5-6	9-6	10-7	5-5	L2
Ole Miss	15-15	.500	3.5	39-26	.600	25-9	9-12	5-5	7-8	10-10	6-4	L1
Arkansas	14-15	.483	4.0	34-24	.586	24-9	8-14	2-1	6-9	8-8	6-4	L2
Auburn	11-19	.367	7.5	28-28	.500	20-15	7-13	1-0	6-9	3-13	4-6	L3
Mississippi State	9-21	.300	9.5	23-33	.411	16-15	5-17	2-1	5-10	3-17	4-6	L1

% - Western Division Champion; SEC Tournament Champion

### Eastern Division

	SEC	Pct.	GB	All	Pct.	Home	Away	Neutral	vs. Div.	vs. Top 25	Last 10	Streak
#Georgia	20-9-1	.683	--	45-25-1	.641	27-12	13-9-1	5-4	11-4	24-13	7-3	L2
Florida	17-13	.567	3.5	34-24	.586	27-6	7-14	0-4	8-7	11-13	5-5	L4
Kentucky	16-14	.533	4.5	44-19	.698	29-6	11-10	4-3	8-7	6-9	5-5	L1
Vanderbilt	15-14	.517	5.0	41-22	.651	22-9	12-9	7-4	7-8	7-11	4-6	L1
South Carolina	15-15	.500	5.5	40-23	.635	27-8	10-13	3-2	7-8	12-7	5-5	L1
Tennessee	12-18	.400	8.5	27-29	.482	19-13	6-13	2-3	4-11	5-9	2-8	L2

# - SEC Champion; SEC Eastern Division Champion; NCAA College World Series Runner-Up

# SEC Team Statistics



## Team Hitting

Team	Avg.	G	AB	R	H	2B	3B	HR	RBI	TB	SLG%	BB	HBP	SO	GDP	OB%	SF	SH	SB-ATT	PO	A	E	FLD%
Kentucky	.317	63	2159	510	685	151	13	83	461	1111	.515	283	88	469	34	.411	37	75	76-103	1687	750	66	.974
Alabama	.310	63	2245	471	695	104	15	87	422	1090	.486	222	91	475	42	.389	32	22	54-73	1663	643	97	.960
Vanderbilt	.309	63	2256	448	697	135	21	62	400	1060	.470	253	72	414	41	.392	27	32	80-108	1707	594	70	.970
Georgia	.309	71	2548	512	787	128	11	96	467	1225	.481	302	55	463	52	.391	22	28	72-102	1902	683	78	.971
LSU	.306	69	2484	538	761	148	28	100	488	1265	.509	264	52	478	35	.382	20	36	95-120	1879	749	74	.973
Florida	.304	58	1995	412	606	100	16	60	378	918	.460	230	47	402	34	.384	25	25	109-131	1525	616	83	.963
Auburn	.301	56	1949	387	586	135	15	58	345	925	.475	228	51	386	29	.383	30	30	74-106	1483	555	64	.970
S. Carolina	.299	63	2190	443	655	103	7	110	419	1102	.503	297	51	420	35	.392	21	50	33-55	1696	674	56	.977
Ole Miss	.295	65	2309	426	680	124	8	74	391	1042	.451	229	69	439	46	.372	20	38	51-61	1737	592	81	.966
Arkansas	.291	58	2003	418	582	106	11	77	372	941	.470	270	59	439	30	.387	22	40	61-77	1554	654	75	.967
Miss. St.	.289	56	1979	351	571	103	6	53	313	845	.427	252	44	448	56	.379	14	32	47-61	1481	599	76	.965
Tennessee	.284	56	1903	340	541	91	9	67	301	851	.447	230	71	372	36	.379	20	29	55-79	1480	555	85	.960
Totals	.302	741	26020	5256	7846	1428	160	927	4757	12375	.476	3060	750	5205	470	.387	290	437	807-1076	19794	7664	905	.968

CI - Arkansas 4, Florida 3, Vanderbilt 2, Auburn 2, Georgia 2, Alabama 1, LSU 1, Tennessee 1, S. Carolina 1.

## Team Pitching (All games Sorted by Earned run avg)

Team	ERA	W-L	G	CG	SHO/CBO	SV	IP	H	R	ER	BB	SO	2B	3B	HR	AB	B/Avg	WP	HBP	BK	SFA	SHA
Kentucky	3.71	44-19	63	4	2/1	12	563.0	580	284	232	193	475	88	5	44	2164	.268	40	49	4	16	36
Ole Miss	4.06	39-26	65	0	1/1	11	579.0	568	332	261	232	624	106	7	66	2228	.255	36	44	6	9	31
LSU	4.11	49-19	69	2	3/3	16	626.1	638	340	286	201	554	121	15	58	2395	.266	45	62	4	22	55
S. Carolina	4.35	40-23	63	2	2/2	12	565.1	562	309	273	212	499	72	8	62	2156	.261	36	66	7	16	32
Florida	4.39	34-24	58	3	2/2	10	508.1	597	319	248	189	319	84	1	54	2016	.296	43	56	11	21	36
Vanderbilt	4.68	41-22	63	3	2/2	15	569.0	577	338	296	231	587	109	15	55	2178	.265	43	65	9	19	40
Auburn	4.86	28-28	56	2	2/2	13	494.1	550	316	267	167	394	109	13	49	1949	.282	35	45	8	15	33
Arkansas	4.92	34-24	58	2	1/1	9	518.0	550	344	283	220	445	95	8	59	2002	.275	43	59	3	24	36
Georgia	5.05	45-25	71	1	2/1	19	634.0	657	406	356	251	528	105	14	82	2450	.268	56	64	3	25	36
Alabama	5.23	35-28	63	3	2/1	11	554.1	632	404	322	270	468	119	7	63	2203	.287	65	53	20	26	32
Tennessee	5.40	27-29	56	3	0/0	10	493.1	543	341	296	221	430	122	18	68	1924	.282	45	59	5	14	36
Miss. St.	6.82	23-33	56	1	2/1	8	493.2	595	441	374	274	451	110	11	61	1971	.302	54	59	5	31	41
Totals	4.77	439-300	741	26	21/17	146	6598.2	7049	4174	3494	2661	5774	1240	122	721	25636	.275	541	681	85	238	444

PB - Alabama 17, Miss. State 16, Georgia 13, Tennessee 12, Kentucky 11, Auburn 10, S. Carolina 8, Arkansas 8, Ole Miss 7, Vanderbilt 7, Florida 6, LSU 1. Pickoffs - Vanderbilt 23, Arkansas 13, S. Carolina 11, Miss. State 10, Alabama 10, Florida 9, Ole Miss 9, Georgia 7, Kentucky 7, Auburn 7, Tennessee 6, LSU 5.

## Team Fielding (All games Sorted by Fielding pct)

Team	C	PO	A	E	FLD%	DPs	SBA	CSB	SBA%	PB	CI
S. Carolina	2426	1696	674	56	.977	56	59	16	.787	8	1
Kentucky	2503	1687	750	66	.974	60	39	27	.591	11	0
LSU	2702	1879	749	74	.973	59	64	30	.681	1	1
Georgia	2663	1902	683	78	.971	53	63	24	.724	13	2
Vanderbilt	2371	1707	594	70	.970	47	54	24	.692	7	2
Auburn	2102	1483	555	64	.970	44	48	20	.706	10	2
Arkansas	2283	1554	654	75	.967	54	52	14	.788	8	4
Ole Miss	2410	1737	592	81	.966	49	76	32	.704	7	0
Miss. St.	2156	1481	599	76	.965	44	70	19	.787	16	0
Florida	2224	1525	616	83	.963	72	48	17	.738	6	3
Tennessee	2120	1480	555	85	.960	53	44	38	.537	12	1
Alabama	2404	1663	644	97	.960	56	84	19	.816	17	1
Totals	28364	19794	7665	905	.968	647	701	280	.715	116	17







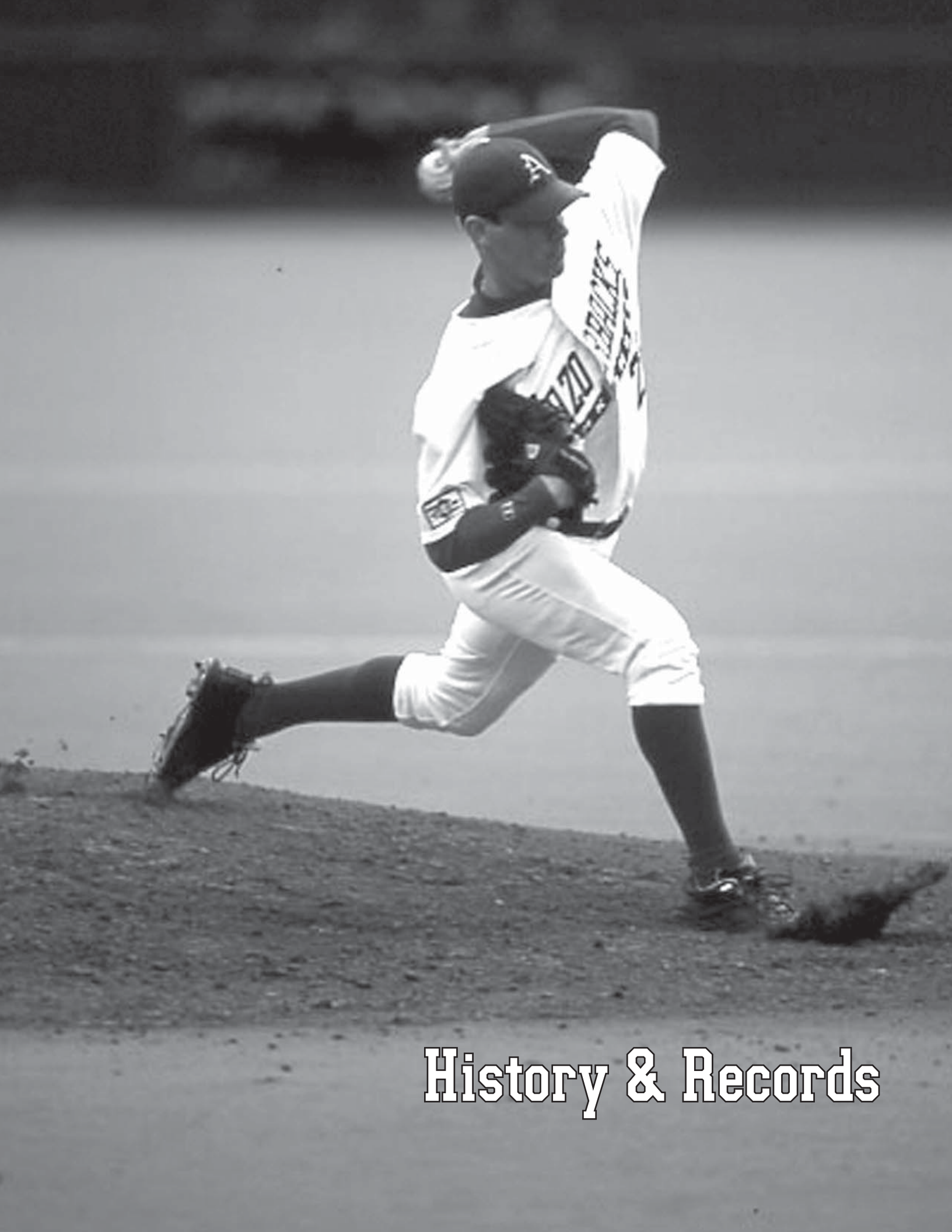
*The Game*®



Official headwear for  
Arkansas baseball.







# History & Records





# Razorback Baseball History

Few schools in America enjoy as rich a history as that of the Arkansas Razorback baseball program. With five College World Series appearances - including a national runner-up finish in 1979 - and 21 NCAA postseason appearances to its credit, the University of Arkansas has long been considered one of the nation's elite programs.

Entering their 86th season of play, the Razorbacks have seen the top and bottom of the college baseball scene. Fielding its first team in 1897, Arkansas played for 24 years before seeing its team discontinued from 1930 to 1946. Hugo Bezdek, E.T. Pickering, T.T. McConnell, Claude Watts, Norman Coyle and Francis Schmidt served as coaches during the early days of the program. All but Watts and Coyle also served as head football coaches at the University.

The Razorbacks got back in the baseball business again in 1947 with Deke Brackett serving the first of three seasons as head coach. It was in 1950, with Razorback athletic trainer Bill Ferrell taking the reins that modern-day interest in the sport ignited for the first time. Though compiling only a 139-149 record during his 16-year tenure, the foundation was laid for what was to come.

Wayne Robbins took over for the popular Ferrell in 1966 and coached for four seasons, going 50-51. His successor was a fiery young coach from Wisconsin who would eventually build the program into one of national prominence.

Norm DeBriyn was hired by Arkansas Athletics Director George Cole in 1970 and charged with making the Razorbacks competitive on a conference and national level. Arkansas baseball had not been a baseball-playing member of a league since dropping out of Southwest Conference play in 1926. One of DeBriyn's first tasks was to resume a SWC schedule, a feat which was accomplished in time for the 1974 season. His teams proved competitive in one of the nation's toughest baseball leagues and Arkansas would end up qualifying for 14 of the 15 SWC tournaments held during the Hogs' membership in that league.

The Razorbacks became competitive on a larger scale as well, under DeBriyn. Arkansas participated in its first NCAA postseason in 1973, DeBriyn's fourth season, and made its first trip to the NCAA College World Series in just his 10th campaign.

That trip to Omaha in 1979 saw the Hogs finish as national runners-up to Cal State-Fullerton.

In his final season as coach, DeBriyn guided the Hogs to an NCAA Super Regional after winning the Wichita Regional with a perfect 3-0 mark. The Razorbacks came within two runs of advancing to their fifth NCAA College World Series, losing the Super Regional two games to one to the host, Clemson.

A new chapter in Arkansas Baseball history began in 2003 when former Razorback player and graduate assistant coach Dave Van Horn was named head coach after DeBriyn retired following the 2002 season. Since taking over at his alma mater, Van Horn has continued to grow the Razorback program with six straight NCAA Tournament berths, one Super Regional and Arkansas' fifth trip to the College World Series in 2004.

Facilities have played an important role in the history of Razorback Baseball. Upon DeBriyn's arrival, the Razorbacks were playing games at the run-down and disheveled Washington County Fairgrounds field barely fit for pasture land. By 1975, Arkansas had moved into George Cole Field, one of the few college ballparks in the country with an artificial playing surface. The park gave the program immediate re-



spectability and Arkansas would advance five times to NCAA postseason play and twice to the NCAA College World Series in its first decade in the park.

Lights were added in 1985 with the help of former standouts Kevin McReynolds, Johnny Ray and Tim Lollar, a move that again advanced the program up to another level.

George Cole Field was the site of the Razorback baseball program's coming of age. The Razorbacks would go 567-142-2 at the facility for a winning percentage of .799. It was the site of the school's first league tournament championship, in 1985, and home to a parade of all-conference and All-America players. McReynolds, Ray, Lollar and Tom Pagnozzi - some of the first Razorbacks to make a significant impact in Major League Baseball - were just a few of many DeBriyn pupils who honed their skills at George Cole Field and went on to excel in the majors.

Arkansas baseball is not just about those who have been able to play the game for a living. The Razorbacks have produced 82 all-conference selections (all since 1976 when Bill Montgomery was named All-Southwest Conference), 33 All-America picks (Lollar was the first in 1978), 53 all-conference tournament selections, four conference titles (1989, 1990, 1999, 2004), one conference tournament championship and six NCAA Regional Tournament championships. Since joining the SEC in 1992, Arkansas has already placed 23 players on All-SEC lists. Adding all these feats to the fact that Arkansas baseball has seen 37 of its stars go on to play in the major leagues, has dozens currently playing professional baseball and claims five major league first-round draft picks in Kevin McReynolds (1981), Jeff King (1986), David Walling (1999), Nick Schmidt (2007) and Logan Forsythe (2008).

Although he retired following the 2002 season, the magic continues with DeBriyn's subtle influence on the lives of Charlie Baum and Willard & Pat Walker families, key contributors to perhaps the crowning achievement of DeBriyn's tenure - Baum Stadium at George Cole Field. The 8,237-seat stadium, which can accommodate a crowd of 10,737, is unparalleled in the country in form and function and promises again to move the program to an even higher level of achievement.

Designed by the nationally acclaimed firm HOK, designers of such jewels as Oriole Park at Camden Yards, Coors Field and Jacobs Field, Baum Stadium at George Cole Field played host to its first game on April 13, 1996, as a then-record crowd of 3,328 saw the Razorbacks defeat Auburn in a doubleheader sweep. Named the best college baseball facility in the nation by Baseball America in 1998, the stadium has ignited the interest of Razorback fans throughout the region and helped Arkansas lead the nation in tickets sold in 2007 with 8,069 per game and set an NCAA record in the process.

# Razorback Baseball History



HISTORY/RECORDS

Many former Razorbacks have given something back to the program that helped propel them to the professional ranks, but none so much as the all-star catcher Pagnozzi. In addition to contributing the funds which made possible the Razorback clubhouse that bears his name, the annual Tom Pagnozzi Invitational Golf Tournament and surrounding events raise thousands of dollars each year for the Arkansas baseball program.

Memorable moments of Arkansas baseball vary with the observer. Arkansas' first NCAA postseason appearance in 1973 at Arlington Stadium in Arlington, Texas, will long be considered a watershed moment for DeBriyn's program. Though the Hogs lost two straight, it was a signal the program had arrived. Just six years later, the Razorbacks raced through the NCAA East Regional in Tallahassee, Fla., in four games to advance to the CWS in Omaha, Neb., for the first time.

Three more wins in the then-true double elimination event put Arkansas in the championship game against Cal State-Fullerton. Fullerton, playing with one loss, won the first championship game 10-13 forcing a winner-take-all rematch. Fullerton won that one as well, 2-1, sending the disappointed Hogs home with the national runner-up trophy.

A third-place finish at the 1985 CWS also saw the Razorbacks go through Tallahassee and started a five-year stretch in which Arkansas advanced to Omaha three times, each time on an odd year. Fifth-place finishes in 1987 and 1989 were outstanding achievements for phenomenal teams.

Arkansas played host to its first Southwest Conference tournament in 1985, winning in three-straight games at George Cole Field with an opening win over Baylor and back-to-back victories over rival Texas. It was another example of facilities playing a role in the program's success - only the addition of lights that season enabled the school to snare the tournament host honor from traditional sites Texas and Texas A&M.

Memorable moments are hard to narrow to such a small space but would include some hard-to-forget home runs and pitching performances. Ralph Kraus ushered in the school's first home night game in classic style with a home run in the bottom of the ninth inning to defeat Texas before thousands in 1985. McReynolds will long be known for his towering shots both at George Cole Field and at the SWC Tournament at Texas A&M in 1980.

There have been 12 no-hitters in school history, the most recent by the combination of Nick Schmidt, Brian McLelland and Devin Collis in 2006. They blanked Oklahoma State to join former Razorbacks Rich Erwin (1976), David Rhodes (1977), Scott Glanz (1982), Tim Deitz (1983), Fred Faust (1984), Steve Parker (1986), Dennis Fletcher-Tim Sherrill-Tim Peters (1987), Brian Cook-Brian Dennison (1991), Todd Abbott (1994), Richie Nye (1996) and Scott Roehl (2001) as no-hit specialists. Steve Krueger recorded the Southwest Conference's lowest league ERA in 1979 and 1980.

Another Nye helped the Hogs make history again on the final day of the 1999 regular season. Rodney Nye homered in each of his first three trips to the plate to help the Razorbacks to a victory that gave UA its first SEC Western Division and overall titles.

Baum Stadium has already seen its share of memorable games in its short lifespan, such as the Hogs' 11-run rally to beat South Carolina 17-16 in 1998 and a 16-0 win over Eastern Illinois in which David Walling fanned 16 batters to help give Norm DeBriyn his 1,000th career victory.

In 1999, the Razorbacks took their home-field advantage a new level, going 14-1 in home SEC games and ending the season with 13-consecutive conference victories at the facility. The solid play in home league games helped the Hogs earn division and overall league titles and brought an NCAA regional to the UA campus for the first time in school history.

In 2004, Arkansas duplicated the feat again earning a share of the SEC crown and topping the SEC West. Picked last in the division to begin the season, Van Horn guided this gritty bunch of Hogs to their second league title since joining the SEC. For their efforts, Arkansas earned a coveted national seed in the NCAA tournament draw and hosted its second regional in school history.

The Razorbacks hosted the largest attended NCAA regional as 38,773 fans packed Baum Stadium for the three-day event. Arkansas didn't disappoint, although, it took a historic comeback to send the home crowd away happy. Down to its last out in an elimination game against Wichita State, Arkansas got a grand slam from junior catcher Brady Toops to complete an improbable 11-9 comeback win against Wichita State. Arkansas held off the Shockers, 4-3, in the regional final to secure the school's first-ever NCAA Super Regional.

The following weekend, Arkansas dominated No. 12 Florida State in a two-game sweep of the Seminoles televised nationally by ESPN. Razorback fans set a new NCAA record for super regional attendance at an on-campus venue drawing 9,338, on Friday and 10,027 on Saturday. With the 4-2 win on Saturday, Arkansas clinched its fifth College World Series berth.

Omaha did not prove as kind to the Hogs, as Arkansas dropped a pair of games to Texas and Arizona. Despite the quick exit, the improbable run of this underdog Razorback squad captured the imagination of UA fans everywhere laying the groundwork for even bigger and better things to come.

A rich history with legendary players, coaches and games make Arkansas baseball a unique and treasured program. With Baum Stadium as a backdrop for the Razorbacks' continued competition in the toughest league in the nation, Arkansas baseball promises to bring fans many more great moments for many years to come.



Former Razorbacks Ronn Reynolds, Kevin McReynolds, Tim Lollar and Johnny Ray with long-time Razorback head coach Norm DeBriyn (middle).







# 1979 College World Series

Razorbacks Finish Second In First CWS Appearance



HISTORY/RECORDS



Record: 49-15

SWC Record: 19-5

SWC Finish: Second

SWC Tournament Finish: Second

College World Series Finish: Second

All-America Selections: Ronn Reynolds, C

CWS All-Tournament Team: Marc Brumble, OF

All-SWC Selections: Steve Krueger, LHP; Johnny Ray, 2B; Ronn Reynolds, C; Ed Wallace, 1B

All-SWC Tournament Selections: Marc Brumble, OF; John Hennell, 1B; Johnny Ray, 2B; Ronn Reynolds, C; Scott Tabor, P; Larry Wallace, SS

## 1979 Roster

Head Coach: Norm DeBriyn

Assistant Coaches: Doug Clark, Tom Hilton and Ban Ormsby

Name	Pos.	Yr.	Hometown (High School/Last School)
Tim Alexander	RHP	So.	Ft. Smith (Southside)
Jeff Ash	OF	Jr.	Shawnee Mission, Kan. (North)
Donald Atkins	INF/OF	Fr.	Little Rock, Ark. (Parkview)
Bill Bakewell	RHP	Sr.	Tulsa, Okla. (Hale)
Powell Bowers	2B	Fr.	Mt. Pleasant, Texas (Mt. Pleasant)
Jeff Boyd	RHP	Jr.	Springfield, Mo. (Glendale)
Marc Brumble	OF	Sr.	Tulsa, Okla. (Hale)
Mark Bulgarelli	C	Sr.	Littleton, Colo. (Arapahoe)
Randal Carter	SS/3B	Jr.	Springfield, Mo. (Hillcrest)
Tim Clancy	C/1B	Jr.	Tulsa, Okla. (Bishop Kelley)
Steve Coker	3B	So.	Fayetteville, Ark. (Fayetteville)
Chris Day	LHP	So.	Houston, Texas (Sharpstown)
Rich Erwin	RHP	Sr.	Littleton, Colo. (Littleton)
Kevin Grover	LHP	Fr.	Janesville, Wis. (Craig)
Bill Grubb	INF/OF	Jr.	Tulsa, Okla. (Hale)
Jeff Haun	INF	Fr.	Overland Park, Kan. (South)
John Hennell	1B	Jr.	Ashland, Wis. (Ashland)
Stuart Huchingson	RHP	Fr.	West Memphis, Ark. (West Memphis)
Jeff Huddleston	RHP	So.	Texarkana, Texas (Liberty)
Albert Jiron	SS	Fr.	Lakewood, Colo. (Bear Creek)
Danny Johnson	RHP	Fr.	Pine Bluff, Ark. (Watson Chapel)
Rob Kauffman	3B	Jr.	Tulsa, Okla. (Hale)
Mike Kreyborg	RHP	Fr.	Tulsa, Okla. (Bishop Kelley)
Dave King	OF	Jr.	Elkins, Ark. (Elkins)
Steve Krueger	LHP	Jr.	Topeka, Kan. (West)
Bruce Lahay	LHP	So.	St. Louis, Mo. (Oakville)
Mike Martin	OF	Sr.	Moore, Okla. (Moore)
Dale McDaniell	RHP	Jr.	Kansas City, Mo. (Hickman)
Pat McGurk	RHP	Jr.	Muskogee, Okla. (Muskogee)
Bob McHale	RHP	Jr.	Tobyhanna, Pa. (Pocono)
Kevin McReynolds	OF	Fr.	North Little Rock, Ark. (Sylvan Hills)
Kevin Radford	2B	Jr.	Tulsa, Okla. (Memorial)
Johnny Ray	2B	Sr.	Chouteau, Okla. (Chouteau)
Ronn Reynolds	C	Jr.	Wichita, Kan. (Southeast)
Rickey Riddley	OF	Jr.	Hot Springs, Ark. (Hot Springs)
Billy Schock	RHP	Fr.	Deer Park, Texas (Deer Park)
John Stanley	LHP	Jr.	Little Rock, Ark. (Hall)
Scott Tabor	RHP	Fr.	Little Rock, Ark. (McClellan)
Ed Wallace	LHP	Sr.	Florissant, Mo. (McClure)
Larry Wallace	2B/SS	Sr.	Pine Bluff, Ark. (Pine Bluff)
Manual Warrior	RHP	Sr.	Sapulpa, Okla. (Kellyville)
Ron Waymire	RHP	Jr.	Tulsa, Okla. (Cascia Hall)
Andy White	RHP	So.	Newport, Ark. (Newport)
Luis Zambrana	OF	So.	Carolina, Puerto Rico

## 1979 Results


Date	Result	Opponent	Location
2/23	W, 7-1	William Jewell	Fayetteville
2/23	W, 13-2	William Jewell	Fayetteville
2/27	W, 5-0	Missouri Southern	Fayetteville
2/27	W, 3-2	Missouri Southern	Fayetteville
3/2	W, 2-0	*Texas	Fayetteville
3/3	L, 2-3	*Texas	Fayetteville
3/3	L, 0-1	*Texas	Fayetteville
3/4	L, 2-3	Southern Illinois	Fayetteville
3/4	L, 5-18	Southern Illinois	Fayetteville
3/5	W, 5-0	Southwest Baptist	Fayetteville
3/5	W, 9-2	Southwest Baptist	Fayetteville
3/6	W, 4-1	Tulsa	Fayetteville
3/6	W, 8-1	Tulsa	Fayetteville
3/9	W, 6-3	*Rice	Houston, Texas
3/10	W, 7-2	*Rice	Houston, Texas
3/10	W, 12-3	*Rice	Houston, Texas
3/16	W, 12-1	*Baylor	Fayetteville
3/17	W, 5-1	*Baylor	Fayetteville
3/17	L, 0-4	*Baylor	Fayetteville
3/19	W, 13-0	Missouri Western	Fayetteville
3/19	W, 7-6	Missouri Western (11)	Fayetteville
3/23	W, 7-1	*TCU	Fort Worth, Texas
3/24	W, 10-1	*TCU	Fort Worth, Texas
3/24	W, 9-4	*TCU	Fort Worth, Texas
3/26	W, 6-2	Eastern Michigan	Fayetteville
3/26	W, 1-0	Eastern Michigan	Fayetteville
3/27	W, 7-4	Iowa	Fayetteville
3/27	W, 6-0	Eastern Michigan	Fayetteville
3/30	W, 3-1	*SMU	Fayetteville
3/31	W, 3-1	*SMU	Fayetteville
3/31	W, 9-2	*SMU	Fayetteville
4/3	W, 5-1	SMS	Fayetteville
4/3	W, 4-3	SMS	Fayetteville
4/6	L, 8-9	*Texas Tech	Lubbock, Texas
4/7	W, 6-2	*Texas Tech	Lubbock, Texas
4/7	W, 12-9	*Texas Tech	Lubbock, Texas
4/13	W, 4-0	South Dakota	Fayetteville
4/13	W, 7-0	South Dakota	Fayetteville
4/14	W, 7-1	South Dakota	Fayetteville
4/14	W, 8-1	South Dakota	Fayetteville
4/17	L, 2-5	Oral Roberts	Tulsa, Okla.
4/20	W, 5-3	*Houston	Fayetteville
4/21	W, 3-0	*Houston	Fayetteville
4/21	W, 11-10	*Houston (8)	Fayetteville
4/27	L, 0-6	*Texas A&M	College Station, Texas
4/28	W, 2-0	*Texas A&M (11)	College Station, Texas
4/28	W, 9-1	*Texas A&M	College Station, Texas
	L, 8-9	Missouri Southern	Joplin, Mo.
	W, 6-5	Missouri Southern	Joplin, Mo.
	L, 6-7	Wichita State	Wichita, Kan.
	L, 4-5	Wichita State	Wichita, Kan.
5/12!	W, 6-1	Baylor	Austin, Texas
5/13!	L, 2-6	Texas	Austin, Texas
5/14!	W, 6-2	Texas A&M	Austin, Texas
5/14!	L, 6-12	Texas	Austin, Texas
5/25+	W, 12-11	George Washington	Tallahassee, Fla.
5/26+	W, 9-1	Florida	Tallahassee, Fla.
5/26+	W, 8-6	Delaware	Tallahassee, Fla.
5/27+	W, 4-3	Delaware	Tallahassee, Fla.
6/1#	W, 5-4	Pepperdine	Omaha, Neb.
6/3#	W, 10-3	Arizona	Omaha, Neb.
6/5#	W, 9-4	Texas	Omaha, Neb.
6/6#	L, 10-13	Cal State-Fullerton	Omaha, Neb.
6/8#	L, 1-2	Cal State-Fullerton	Omaha, Neb.

\* SWC Game ! SWC Tournament + NCAA East Regional

# College World Series

# 1985 College World Series

Razorbacks Win 51 Games and Finish Third at the CWS



**Record:** 51-15

**SWC Record:** 13-7

**SWC Finish:** Third

**SWC Tournament Finish:** First

**College World Series Finish:** Third

**All-America Selections:** Mike Loggins, OF

**CWS All-Tournament Team:** Jeff King, 3B; Ralph Kraus, OF

**All-SWC Selections:** Tim Deitz, P; Fred Farwell, P; Jeff King, 3B; Mike Loggins, OF; Norm Roberts, OF

**All-SWC Tournament Selections:** Tim Deitz, P; Fred Farwell, P; Jeff King, 3B; Mike Loggins, OF; Dave Patterson, 1B (MVP); Norm Roberts, OF; Doyle Wilson, C

## 1985 Roster

**Head Coach:** Norm DeBriyn

**Assistant Coaches:** Doug Clark, Dave Jom, Rex Dickerson (GA), Rude Garcia (GA) Dave Van Horn (GA)

Name	Pos.	Yr.	Hometown (High School/Last School)
Joe Blair	2B	Fr.	Orlando, Fla. (Bishop)
Kevin Campbell	RHP	So.	Des Arc, Ark. (Des Arc)
Dera Clark	RHP	So.	Artesia, N.M. (Artesia)
Steve Clements	OF	Sr.	Vancouver, British Columbia (S. Idaho JC)
Jay Cleveland	RHP	So.	Amarillo, Texas (UTEP)
Tim Deitz	RHP	Jr.	Tulsa, Okla. (Hale)
Joe DiLeo	INF	Fr.	Scranton, Pa. (Central)
Bobby Joe Edmonds	OF	So.	St. Louis, Mo. (Luthern North)
Fred Farwell	LHP	Jr.	Nashua, N.H. (Crowder JC)
Fred Faust	RHP	Jr.	Fayetteville, Ark. (Fayetteville)
David Ferrell	2B	Jr.	West Fork, Ark. (Northark JC)
Chris Flake	OF	Fr.	North Little Rock, Ark. (Northeast)
Rob Gee	LHP	Jr.	North Little Rock, Ark. (Westark JC)
Ray Harris	LHP	Fr.	Jacksonville, Ark. (Jacksonville)
Jim Hartman	OF	Fr.	Bedford, Texas (Trinity)
Keith Helton	LHP	So.	North Little Rock, Ark. (Ole Main)
Howard Hilton	RHP	Sr.	Oxnard, Calif. (Oxnard JC)
Rick Huntze	RHP	Sr.	Tulsa, Okla. (Bacone JC)
Mark Jackson	OF	Jr.	North Little Rock, Ark. (Northeast)
Joe Jakoncuk	1B	Fr.	Cabot, Ark. (Cabot)
Kevin Kee	RHP	Fr.	Wichita Falls, Texas (Hirsch)
Keith Kerns	2B	Jr.	Salina, Okla. (Bacone JC)
Jeff King	3B	So.	Colorado Springs, Colo. (Rampart)
Ralph Kraus	1B/OF	Jr.	Plano, Texas (Plano)
Jim Kremers	INF	Fr.	North Little Rock, Ark. (Catholic)
Mike Loggins	OF	Jr.	Crossett, Ark. (Crossett)
Chris Lusker	C	Jr.	Pittsburg, Kan. (Labette JC)
Ron Meilleur	RHP	Fr.	Winnipeg, Canada (Winnipeg)
Gary Murphy	RHP	Jr.	Hazleton, Pa. (Luzerne JC)
Greg Murtha	C	Fr.	Little Rock, Ark. (Westark JC)
David Patterson	INF	Jr.	Ventura, Calif. (Ventura JC)
Tony Peters	C	Jr.	Nicholson, Pa. (Lackawanna)
Pat Rice	RHP	Jr.	Colorado Springs, Colo. (Academy)
Derrick Richardson	INF	Sr.	Fort Smith, Ark. (Northside)
Norm Roberts	OF	Sr.	Texarkana, Texas (Texas)
Ellis Roby	SS	Jr.	North Little Rock, Ark. (Ole Main)
Doyle Wilson	C	Jr.	Chandler, Ariz. (Mesa JC)



## 1985 Results

Date	Result	Opponent	Location
2/9	L, 2-5	Miami	Coral Gables, Fla.
2/9	L, 1-2	Miami	Coral Gables, Fla.
2/10	L, 0-4	Miami	Coral Gables, Fla.
2/16	W, 4-0	Oklahoma City	Fayetteville
2/16	W, 20-13	Oklahoma City	Fayetteville
2/17	W, 5-2	Oklahoma City	Fayetteville
2/22	W, 5-1	Kansas State	Fayetteville
2/25	W, 12-1	Missouri Southern	Fayetteville
2/25	W, 8-3	Missouri Southern	Fayetteville
3/1	W, 15-4	Lubbock Christian	Fayetteville
3/2	W, 15-1	Lubbock Christian	Fayetteville
3/2	W, 4-1	Lubbock Christian	Fayetteville
3/3	W, 11-3	Northwest Missouri St.	Fayetteville
3/4	W, 18-8	Northwest Missouri St.	Fayetteville
3/5	W, 15-6	Southeast Oklahoma St.	Fayetteville
3/8	W, 9-7	Indiana State	Fayetteville
3/9	W, 7-2	Indiana State	Fayetteville
3/9	W, 3-1	Indiana State	Fayetteville
3/17	W, 8-4	*Rice	Houston, Texas
3/17	L, 2-13	*Rice	Houston, Texas
3/18	W, 10-0	Missouri Western	Fayetteville
3/18	W, 4-0	Missouri Western	Fayetteville
3/19	W, 4-3	School of the Ozarks	Fayetteville
3/19	W, 6-0	School of the Ozarks	Fayetteville
3/22	W, 5-4	*Texas	Fayetteville
3/23	W, 2-1	*Texas	Fayetteville
3/23	L, 3-13	*Texas	Fayetteville
3/26	L, 1-3	Oklahoma State	Stillwater, Okla.
3/29	L, 2-6	*Texas A&M	College Station, Texas
3/31	W, 6-4	*Texas A&M	College Station, Texas
3/31	W, 15-4	*Texas A&M	College Station, Texas
4/2	L, 6-14	Oklahoma State	Fayetteville
4/5	W, 16-12	*Houston	Fayetteville
4/6	W, 5-4	*Houston	Fayetteville
4/6	L, 9-10	*Houston	Fayetteville
4/12	W, 14-4	*Texas Tech	Lubbock, Texas
4/13	W, 14-11	*Texas Tech	Lubbock, Texas
4/13	W, 22-5	*Texas Tech	Lubbock, Texas
4/16	W, 6-5	SMS	Fayetteville
4/19	W, 19-7	*TCU	Fort Worth, Texas
4/20	L, 3-4	*TCU	Fort Worth, Texas
4/20	W, 12-6	*TCU	Fort Worth, Texas
4/26	L, 6-7	*Baylor	Fayetteville
4/27	W, 5-4	*Baylor	Fayetteville
4/27	L, 8-11	*Baylor	Fayetteville
4/30	L, 2-16	Mississippi State	Greenville, Miss.
5/1	W, 13-1	Mississippi State	Little Rock, Ark.
5/3	W, 10-4	Kansas	Fayetteville
5/4	W, 6-5	Kansas	Fayetteville
5/4	W, 6-2	Kansas	Fayetteville
5/6	W, 14-4	Oklahoma Christian	Fayetteville
5/9	W, 6-4	Oral Roberts	Fayetteville
5/10	W, 5-1	Oral Roberts	Fayetteville
5/11	W, 9-5	Oral Roberts	Tulsa, Okla.
5/15	W, 11-2	Louisiana-Lafayette	Fayetteville
5/17	W, 6-4	Baylor	Fayetteville
5/18	W, 9-5	Texas	Fayetteville
5/19	W, 10-6	Texas	Fayetteville
5/23+	W, 20-13	Eastern Kentucky	Tallahassee, Fla.
5/24+	W, 13-9	George Mason	Tallahassee, Fla.
5/25+	W, 7-6	Florida State	Tallahassee, Fla.
5/26+	W, 7-5	Georgia Tech	Tallahassee, Fla.
5/31#	W, 1-0	South Carolina	Omaha, Neb.
6/3#	L, 4-5	Mississippi State	Omaha, Neb.
6/6#	W, 10-4	Stanford	Omaha, Neb.
6/8#	L, 7-8	Texas	Omaha, Neb.

\*SWC Game ! SWC Tournament + NCAA South II Regional  
# College World Series



HISTORY/RECORDS







# 1987 College World Series

Hogs Make Third Appearance in CWS and Finish Fifth

HISTORY/RECORDS



Record: 51-16

SWC Record: 17-4

SWC Finish: Second

SWC Tournament Finish: Second

College World Series Finish: Fifth

All-America Selections: Andy Skeels, C

CWS All-Tournament Team: None

All-SWC Selections: Bobby Edwards, P; Tim Peters, P; Andy Skeels, C

All-SWC Tournament Selections: Andy Skeels, C

## 1987 Roster

Head Coach: Norm DeBrynn

Assistant Coaches: Doug Clark, Dave Jorn, Dave Van Horn (GA), Jerry Pufall (GA)

Name	Pos.	Yr.	Hometown (High School/Last School)
Jim Anderson	C/OF	Fr.	St. Louis, Mo. (Lindbergh)
Bob Bailey	INF	Fr.	Newport, Ark. (Newport)
Randy Bobb	1B	Jr.	Broken Arrow, Okla. (Broken Arrow)
Jim Calhoun	INF	Fr.	Jacksonville, Ark. (Jacksonville)
Dan Campbell	OF	Jr.	Palos Verdes, Calif. (L.A. Harbor JC)
Kyle Caple	C	Fr.	Plano, Texas (Plano)
Bubba Carpenter	OF/LHP	Fr.	Winslow, Ark. (West Fork)
John Cebuhar	LHP	Jr.	Tulsa, Okla. (East Oklahoma JC)
Jay Cleveland	RHP	Sr.	Amarillo, Texas (UTEP)
Stan Click	OF	Jr.	Crossett, Ark. (Garden City JC)
Greg D'Alexander	3B	Fr.	Allen Park, Mich. (Cabrini)
Bob Edwards	RHP	Jr.	Salt Lake City, Utah (Coll. of S. Idaho)
Troy Eklund	1B/OF	So.	Kansas City, Mo. (Parkhill)
Dennis Fletcher	RHP	So.	Farmington, Ark. (Farmington)
Shawn Gore	1B/OF	Fr.	West Fork, Ark. (Farmington)
Bill Gunger	OF	So.	Aubun, NY (Quinnipiac College)
Ray Harris	LHP	Jr.	Jacksonville, Ark. (Jacksonville)
Keith Helton	LHP	Sr.	North Little Rock, Ark. (Ole Main)
Mickey House	OF	So.	DeKalb, Texas (Texarkana JC)
Greg King	INF	Fr.	Lenexa, Kan. (Shawnee Mission South)
Jim Kremers	C/OF	Jr.	North Little Rock, Ark. (Catholic)
Allen Lester	LHP	Fr.	Fort Smith, Ark. (Southside)
Rod Moore	OF	Sr.	Oklahoma City, Okla. (Seminole JC)
Mike Oquist	RHP	Fr.	Lajunta, Colo. (Lajunta)
Tim Peters	RHP	Sr.	Portland, Ore. (Coll. of S. Idaho)
Tony Peters	C	Sr.	Nicholson, Pa. (Lackawana JC)
Jim Phillips	1B	Jr.	Texarkana, Texas (Seminole JC)
Scott Pose	INF	So.	West Des Moines, Iowa (Iowa West CC)
Ken Reese	INF	Jr.	Texarkana, Texas (Panola JC)
Tim Sherrill	LHP	Sr.	Harrison, Ark. (North Arkansas CC)
Britt Shoptaw	RHP	Fr.	Little Rock, Ark. (McClellan)
Mike Sisco	SS	Sr.	Des Peres, Mo. (Merramec JC)
Andy Skeels	C/OF	Sr.	Thousand Oaks, Calif. (Oxnard JC)
Don Thomas	3B/OF	So.	Pine Bluff, Ark. (Dollarway)
Kendall Trainor	OF	So.	Fredonia, Kan. (Fredonia)
Spencer Wilkinson	RHP	Jr.	Muskogee, Okla. (Connors State CC)
Kelly Zane	INF	Jr.	Wichita, Kan. (Butler County CC)



## 1987 Results

Date	Result	Opponent	Location
2/14	W, 3-1	Memphis	Memphis, Tenn.
2/14	T, 2-2	Memphis	Memphis, Tenn.
2/21	W, 21-5	Memphis	Fayetteville
2/22	W, 14-7	Memphis	Fayetteville
2/23	W, 4-3	Missouri Southern	Fayetteville
2/23	W, 13-10	Missouri Southern	Fayetteville
2/25	L, 4-6	Hawaii Pacific	Honolulu, Hawaii
2/26	W, 10-7	Hawaii Pacific	Honolulu, Hawaii
2/27	L, 4-8	Hawaii	Honolulu, Hawaii
2/28	L, 5-6	Hawaii (10)	Honolulu, Hawaii
3/1	W, 9-7	Hawaii (10)	Honolulu, Hawaii
3/2	W, 7-4	Hawaii	Honolulu, Hawaii
3/6	L, 3-4	Kansas State	Fayetteville
3/7	W, 12-7	Kansas State	Fayetteville
3/8	W, 13-4	North Texas	Fayetteville
3/9	W, 13-3	Lubbock Christian	Fayetteville
3/10	W, 20-10	St. Louis	Fayetteville
3/11	W, 9-0	St. Louis	Fayetteville
3/11	W, 15-5	St. Louis	Fayetteville
3/13	W, 10-3	Northern Iowa	Fayetteville
3/14	W, 8-3	Western Kentucky	Fayetteville
3/15	W, 5-2	Western Kentucky	Fayetteville
3/15	L, 5-11	Washington State	Fayetteville
3/20	W, 17-10	*Texas A&M	College Station, Texas
3/21	W, 8-2	*Texas A&M	College Station, Texas
3/21	W, 7-3	*Texas A&M	College Station, Texas
3/25	L, 1-8	Oklahoma State	Stillwater, Okla.
3/27	L, 3-4	*Houston	Fayetteville
3/28	W, 10-3	*Houston	Fayetteville
3/28	W, 12-6	*Houston	Fayetteville
3/31	W, 11-2	Missouri-St. Louis	Fayetteville
3/31	W, 14-2	Missouri-St. Louis	Fayetteville
4/3	W, 2-0	*Texas Tech	Lubbock, Texas
4/4	W, 8-6	*Texas Tech	Lubbock, Texas
4/4	W, 9-0	*Texas Tech	Lubbock, Texas
4/7	W, 16-2	Evangel	Fayetteville
4/10	W, 9-7	*TCU	Fort Worth, Texas
4/11	L, 6-7	*TCU	Fort Worth, Texas
4/11	W, 13-7	*TCU	Fort Worth, Texas
4/15	W, 12-11	Oklahoma	Fayetteville
4/17	W, 5-3	*Baylor	Fayetteville
4/18	W, 8-0	*Baylor	Fayetteville
4/18	W, 6-5	*Baylor	Fayetteville
4/20	W, 12-1	School of the Ozarks	Fayetteville
4/21	W, 9-8	Oklahoma State	Fayetteville
4/24	W, 4-3	*Rice	Houston, Texas
4/25	W, 5-1	*Rice	Houston, Texas
4/25	W, 3-0	*Rice	Houston, Texas
4/28	W, 14-10	SE Oklahoma St.	Fayetteville
4/29	W, 20-5	Missouri Southern	Fayetteville
5/1	L, 5-9	*Texas	Fayetteville
5/2	W, 9-3	*Texas	Fayetteville
5/2	L, 1-4	*Texas	Fayetteville
5/7	W, 14-4	Oral Roberts	Fayetteville
5/8	W, 17-5	Oral Roberts	Fayetteville
5/10	L, 2-10	Oral Roberts	Tulsa, Okla.
5/10	L, 11-12	Missouri (10)	Columbia, Mo.
5/15	W, 4-3	Texas A&M	Austin, Texas
5/17	L, 10-3	Texas	Austin, Texas
5/17	W, 14-9	Houston	Austin, Texas
5/18	L, 2-3	Texas	Austin, Texas
5/22+	W, 10-7	Middle Tennessee	Huntsville, Ala.
5/22+	W, 7-2	West Virginia	Huntsville, Ala.
5/23+	W, 6-5	Clemson (10)	Huntsville, Ala.
5/24+	W, 4-2	Clemson	Huntsville, Ala.
5/30#	L, 6-13	Texas	Omaha, Neb.
5/31#	W, 5-4	Georgia	Omaha, Neb.
6/3#	L, 2-5	LSU	Omaha, Neb.

\*SWC Game ! SWC Tournament + NCAA South I Regional  
# College World Series

# 1989 College World Series



Razorbacks Make Third CWS Appearance in Five Years and Fourth Overall



**Record:** 51-16

**SWC Record:** 17-4

**SWC Finish:** Tied-First

**SWC Tournament Finish:** Second

**College World Series Finish:** Fifth

**All-America Selections:** Troy Eklund, OF

**CWS All-Tournament Team:** None

**All-SWC Selections:** Bubba Carpenter, 1B/OF; Greg D'Alexander, 3B; Troy Eklund, OF; Mike Oquist, P; Scott Pose, OF; Phillip Stidham, P; Mark Swope, P

**All-SWC Tournament Selections:** None

## 1989 Roster

**Head Coach:** Norm DeBriyn

**Assistant Coaches:** Doug Clark, John Luedtke, Abraham Flores (GA), Rod Moore (GA), Shannon Rhea (GA)

Name	Pos.	Yr.	Hometown (High School/Last School)
Bill Abbottt	RHP	Jr.	Springfield, Mo. (Labette CC)
Doug Bennett	RHP	Fr.	Springfield, Mo. (Hillcrest)
Brent Birch	LHP	Fr.	North Little Rock, Ark. (Northeast)
Greg Boyd	C	Jr.	Paragould, Ark. (Three Rivers JC)
Chris Bryan	LHP	So.	Pine Bluff, Ark. (Pine Bluff)
Jim Calhoon	INF	Jr.	Jacksonville, Ark. (Jacksonville)
Bubba Carpenter	INF/OF	So.	Brentwood, Ark. (West Fork)
Jay Carpenter	INF/OF	Jr.	Brentwood, Ark. (Arkansas Tech)
Brian Cook	RHP	Fr.	Tulsa, Okla. (Memorial)
Greg D'Alexander	3B	Jr.	Allen Park, Mich. (Cabrini)
Charles Downey	SS	Fr.	League City, Texas (Dickinson)
Troy Eklund	OF	Sr.	Kansas City, Kan. (Park Hill)
Scott Epps	SS	Fr.	Jenks, Okla. (Jenks)
Haden Etheridge	OF	So.	North Little Rock, Ark. (Northeast)
Dennis Fletcher	RHP	Sr.	Farmington, Ark. (Farmington)
Tony Gilmore	C	Jr.	Tulsa, Okla. (Eastern Oklahoma JC)
Juju Harshaw	C/OF	Fr.	North Little Rock, Ark. (Northeast)
Glen Ray Hines	1B/3B	So.	Houston, Texas (Rice)
Todd Hobson	OF	Fr.	Indianapolis, Ind. (Lawrence North)
Dan Hreha	INF	Fr.	Brooklyn Center, Minn. (Park Center)
Cole Hyson	RHP	Jr.	Durango, Colo. (Eastern Utah)
Brett Kemohah	C/OF	Fr.	Vinita, Okla. (Vinita)
Greyson Liles	1B/OF	Fr.	Houston, Texas (Bellaire)
Ron Moore	OF	So.	Oklahoma City, Okla. (Murray State JC)
Mike Oquist	RHP	Jr.	LaJunta, Colo. (LaJunta)
Scott Osmon	RHP	Sr.	Mountain Home, Ark. (North Ark CC)
Kirk Piskor	C	Fr.	Plano, Texas (Plano East)
Scott Pose	OF	Sr.	West Des Moines, Iowa (Iowa West JC)
Peter Raether	RHP	Fr.	Edina, Minn. (Edina)
Phillip Stidham	RHP	Fr.	Tulsa, Okla. (Nathan Hale)
Rod Stillwell	SS	Sr.	Thousand Oaks, Calif. (Moorpark JC)
Mark Swope	RHP	So.	Spring Hill, Kan. (Spring Hill)
Jim Tejcek	RHP	Jr.	San Diego, Calif. (Southern Idaho)
Don Thomas	OF	Sr.	Pine Bluff, Ark. (Dollaway)
Tim Thomas	2B	So.	St. Paul, Minn. (Iowa Western JC)



## 1989 Results

Date	Result	Opponent	Location
2/19	W, 5-1	Wichita State	Fayetteville
2/24	W, 6-2	Missouri Southern	Fayetteville
2/25	W, 3-2	Kansas	Fayetteville
2/25	W, 7-0	Kansas	Fayetteville
2/26	W, 18-4	Kansas	Fayetteville
2/28	W, 8-4	Kentucky	Lakeland, Fla.
3/1	W, 2-1	Penn State	Lakeland, Fla.
3/1	L, 2-6	Kentucky	Lakeland, Fla.
3/2	L, 2-6	Western Michigan	Lakeland, Fla.
3/3	W, 8-2	Eckerd	Lakeland, Fla.
3/4	W, 15-0	Western Michigan	Lakeland, Fla.
3/10	W, 1-0	Iowa State	Fayetteville
3/11	W, 9-4	Iowa State	Fayetteville
3/12	W, 4-1	Nebraska	Fayetteville
3/13	W, 9-1	Stephen F. Austin	Fayetteville
3/14	W, 13-4	Wisconsin-Osh Kosh	Fayetteville
3/15	W, 9-4	Wisconsin-Osh Kosh	Fayetteville
3/17	W, 3-2	Northwestern St.	Shreveport, La.
3/18	L, 2-10	Oklahoma State	Shreveport, La.
3/19	L, 4-8	Louisiana-Lafayette	Shreveport, La.
3/20	W, 14-4	Northern Iowa	Fayetteville
3/21	W, 12-1	Southwest Baptist	Fayetteville
3/22	W, 14-5	School of the Ozarks	Fayetteville
3/22	W, 10-0	School of the Ozarks	Fayetteville
3/24	W, 10-1	*Houston	Fayetteville
3/25	W, 3-0	*Houston	Fayetteville
3/25	W, 8-3	*Houston	Fayetteville
3/27	W, 11-3	St. Olaf	Fayetteville
3/31	W, 12-0	*Texas Tech	Lubbock, Texas
4/1	W, 3-2	*Texas Tech	Lubbock, Texas
4/1	W, 6-5	*Texas Tech	Lubbock, Texas
4/4	W, 10-4	Oklahoma State	Stillwater, Okla.
4/5	W, 6-4	Evangel	Fayetteville
4/7	W, 5-4	*TCU	Fort Worth, Texas
4/8	W, 8-6	*TCU	Fort Worth, Texas
4/8	W, 11-3	*TCU	Fort Worth, Texas
4/9	W, 11-1	Southeastern (Okla.) St.	Fayetteville
4/10	L, 8-10	Dallas Baptist	Fayetteville
4/11	W, 7-4	Missouri	Columbia, Mo.
4/14	W, 8-4	*Baylor	Fayetteville
4/15	W, 9-1	*Baylor	Fayetteville
4/15	W, 10-3	*Baylor	Fayetteville
4/19	W, 9-8	Northeastern (Okla.) St.	Fayetteville
4/21	W, 10-2	*Rice	Houston, Texas
4/22	L, 1-3	*Rice	Houston, Texas
4/22	W, 8-4	*Rice	Houston, Texas
4/26	L, 2-3	Oklahoma	Fayetteville
4/28	L, 4-5	*Texas	Fayetteville
4/29	W, 8-4	*Texas	Fayetteville
4/29	W, 14-7	*Texas	Fayetteville
4/30	W, 9-4	Kansas State	Fayetteville
5/1	L, 2-7	Kansas State	Fayetteville
5/5	W, 11-9	*Texas A&M (16)	College Station, Texas
5/6	L, 2-3	*Texas A&M	College Station, Texas
5/7	L, 0-9	*Texas A&M	College Station, Texas
5/10	W, 10-6	Oklahoma State	Fayetteville
5/18!	L, 3-8	Texas	College Station, Texas
5/19!	W, 5-4	Houston	College Station, Texas
5/20!	L, 1-9	Texas	College Station, Texas
5/25+	L, 5-7	Le Moyne	Waterbury, Conn.
5/26+	W, 8-2	George Washington	Waterbury, Conn.
5/28+	W, 9-2	Illinois	Waterbury, Conn.
5/29+	W, 1-0	Arizona State	Waterbury, Conn.
5/29+	W, 6-5	Le Moyne	Waterbury, Conn.
6/2#	L, 1-3	Wichita State	Omaha, Neb.
6/4#	W, 7-3	North Carolina	Omaha, Neb.
6/6#	L, 8-4	Wichita State	Omaha, Neb.

\* SWC Game ! SWC Tournament + NCAA Midwest Regional  
# College World Series

HISTORY/RECORDS







## Arkansas Returns to the CWS Under Dave Van Horn



Record: 45-24

SEC Record: 19-11

SEC Finish: First

SEC Tournament Finish: Third

College World Series Finish: Seventh

All-America Selections: None

CWS All-Tournament Selections: None

All-SEC Selections: Scott Hode, SS

All-SEC Tournament Selections: Jake Dugger, OF

## 2004 Roster

Head Coach: Dave Van Horn

Assistant Coaches: Matt Deggs, Dave Jorn and Tom Pagnozzi

Name	Pos.	Yr.	Hometown (High School/Last School)
Charley Boyce	RHP	So.	Broken Arrow, Okla. (Tulsa Union)
Clint Brannon	LHP	Jr.	Bradford, Ark. (Bradford)
Scott Bridges	INF/OF	Jr.	White Hall, Ark. (White Hall)
Robby Daniel	RHP	Fr.	Poyen, Ark. (Poyen)
Devin Day	INF	Jr.	Gilbert, Ariz. (Gilbert)
Jason Deere	C/OF	So.	Conway, Ark. (Conway)
Jake Dugger	OF	Fr.	Omaha, Neb. (Millard West)
James Gilbert	LHP	Fr.	Katy, Texas (James E. Taylor)
Boyd Goodner	RHP	Sr.	Benton, Ark. (Benton)
Clay Goodwin	1B/3B	Jr.	Benton, Ark. (Benton)
Brett Hagedorn	INF	Sr.	Fort Smith, Ark. (Southside)
Caton Hall	RHP	Sr.	McCrory, Ark. (McCrory)
Danny Hamblin	3B/1B	Fr.	Rowlett, Texas (Rowlett)
Scott Hode	INF	Jr.	Crystal Lake, Ill. (Crystal Lake)
Trey Holloway	LHP	Jr.	Booneville, Ark. (Booneville)
Ryan Lennerton	LHP	So.	Langley, British Columbia (Brookwood)
Daryl Maday	RHP	Fr.	Bristol, Wis. (Westosha)
Brian McLelland	RHP	Fr.	DeQueen, Ark. (DeQueen)
Knox McCorquodale	C/1B	Fr.	Orange, Texas (Little Cypress)
Bubbs Merrill	INF	Sr.	Omaha, Neb. (Millard North)
Blake Parker	C/1B/OF	Fr.	Fayetteville, Ark. (Fayetteville)
Haas Pratt	INF	Sr.	San Diego, Calif. (Rancho Bernardo)
Stephen Robison	OF	Fr.	Tulsa, Okla. (Union)
Casey Rowlett	INF/OF	Jr.	Jones, Okla. (Jones)
Jay Sawatski	LHP	Sr.	Little Rock, Ark. (Pulaski Academy)
Joe Skinner	LHP	Fr.	Grand Rapids, Mich. (South Christian)
Josh Smith	RHP	So.	Lake Havasu City, Ariz. (Lake Havasu)
Matt Stallings	RHP	So.	Colleyville, Texas (Missouri)
Brady Toops	C	Jr.	New London, Minn. (New London)
Kern Watts	OF	Fr.	Brampton, Ontario (Brampton Centennial)
Justin White	RHP	Fr.	Fort Gibson, Okla. (Fort Gibson)

## 2004 College World Series



## 2004 Results

Date	Result	Opponent	Location
2/13	W, 2-0	Louisiana Tech	Fayetteville
2/14	W, 22-2	Louisiana Tech	Fayetteville
2/15	W, 13-2	Louisiana Tech	Fayetteville
2/20	W, 14-7	St. John's	Fayetteville
2/21	W, 6-5	St. John's	Fayetteville
2/22	W, 14-3	St. John's	Fayetteville
2/24	W, 7-1	McNeese State	Fayetteville
2/25	W, 7-2	McNeese State	Fayetteville
2/27	L, 1-3	New Mexico	College Station, Texas
2/27	L, 5-7	Texas A&M	College Station, Texas
2/28	W, 13-3	New Mexico	College Station, Texas
2/28	W, 6-4	Texas A&M	College Station, Texas
2/29	L, 7-9	Texas A&M	College Station, Texas
2/29	W, 5-2	New Mexico	College Station, Texas
3/6	L, 1-4	Texas-Pan American	Edinburg, Texas
3/7	L, 4-11	Texas-Pan American	Edinburg, Texas
3/12	W, 4-3	Illinois - Chicago	Fayetteville
3/14	L, 1-9	Illinois - Chicago	Fayetteville
3/16	W, 10-9	Centenary	Fayetteville
3/17	W, 15-3	Centenary	Fayetteville
3/19	L, 1-11	*Florida	Gainesville, Fla.
3/20	W, 8-2	*Florida	Gainesville, Fla.
3/21	L, 6-7	*Florida (10)	Gainesville, Fla.
3/26	W, 5-3	*South Carolina	Fayetteville
3/27	W, 5-4	*South Carolina	Fayetteville
3/28	L, 2-10	*South Carolina	Fayetteville
3/30	W, 10-4	Wichita State	Fayetteville
4/2	L, 3-6	*Alabama	Fayetteville
4/3	W, 7-2	*Alabama	Fayetteville
4/4	W, 11-6	*Alabama	Fayetteville
4/6	L, 5-6	SMS (16)	Fayetteville
4/9	W, 11-8	*LSU	Baton Rouge, La.
4/10	W, 11-10	*LSU	Baton Rouge, La.
4/11	W, 7-5	*LSU	Baton Rouge, La.
4/13	L, 4-6	Oral Roberts	Fayetteville
4/16	W, 6-3	*Vanderbilt	Nashville, Tenn.
4/17	W, 9-4	*Vanderbilt	Nashville, Tenn.
4/18	L, 8-14	*Vanderbilt	Nashville, Tenn.
4/20	W, 5-2	Oklahoma State	Fayetteville
4/23	W, 9-4	*Kentucky	Fayetteville
4/24	W, 5-4	*Kentucky	Fayetteville
4/25	W, 11-10	*Kentucky	Fayetteville
4/27	W, 8-4	Oral Roberts	Tulsa, Okla.
4/30	L, 3-9	*Tennessee	Fayetteville
5/1	W, 4-1	*Tennessee	Fayetteville
5/2	W, 5-3	*Tennessee	Fayetteville
5/7	L, 0-1	*Ole Miss	Oxford, Miss.
5/8	W, 3-1	*Ole Miss	Oxford, Miss.
5/9	L, 3-5	*Ole Miss	Oxford, Miss.
5/11	W, 13-2	Texas-Pan American	Fayetteville
5/15	L, 2-3	*Mississippi State	Starkville, Miss.
5/16	L, 4-5	*Mississippi State	Starkville, Miss.
5/16	W, 4-2	*Mississippi State	Starkville, Miss.
5/21	W, 9-7	*Auburn	Fayetteville
5/22	L, 4-7	*Auburn	Fayetteville
5/23	W, 15-3	*Auburn	Fayetteville
5/26	L, 6-8	Tennessee	Hoover, Ala.
5/27	W, 4-3	Ole Miss	Hoover, Ala.
5/28	W, 4-1	Tennessee	Hoover, Ala.
5/29	L, 2-3	South Carolina	Hoover, Ala.
6/4+	W, 4-1	Le Moyne	Fayetteville
6/5+	L, 1-4	Wichita State	Fayetteville
6/5+	W, 10-7	Missouri	Fayetteville
6/6+	W, 11-9	Wichita State	Fayetteville
6/6+	W, 4-3	Wichita State	Fayetteville
6/11\$	W, 7-5	Florida State	Fayetteville
6/12\$	W, 4-2	Florida State	Fayetteville
6/18#	L, 2-13	Texas	Omaha, Neb.
6/19#	L, 2-7	Arizona	Omaha, Neb.

\* SEC 1 SEC Tournament + NCAA Fayetteville Regional  
 \$ NCAA Fayetteville SR # College World Series

# NCAA Postseason History



## NCAA Tournament (43-44)

Regional Record:

33-32 (.508)

Super Regional Record:

3-2 (.600)

College World Series Record:

7-10 (.412)

## 2008 Stanford Regional

Klein Field • Palo Alto, Calif.

Pepperdine L 3-4

Stanford L 1-5

## 2007 Fayetteville Regional

Baum Stadium • Fayetteville, Ark.

Albany W 9-0

Oklahoma State L 3-14

Creighton W 6-0

Oklahoma State L 6-7

## 2006 Fayetteville Regional

Baum Stadium • Fayetteville, Ark.

Oral Roberts L (11) 3-4

Princeton W 6-2

Oklahoma State L 5-6

## 2005 Austin Regional

Disch-Falk Field • Austin, Texas

Miami (Ohio) W 9-5

Texas W 9-2

Texas L 19-8

Texas L 5-2

## 2004 Fayetteville Regional

Baum Stadium • Fayetteville, Ark.

LeMoyne W 4-1

Wichita St. L 3-4

Missouri W 10-7

Wichita State W 11-9

Wichita State W 4-3

## 2004 Super Regional

Baum Stadium • Fayetteville, Ark.

Florida State W 7-5

Florida State W 4-2

## 2004 College World Series

Rosenblatt Stadium • Omaha, Neb.

Texas L 13-2

Arizona L 7-2

## 2003 Austin Regional

Disch-Falk Field • Austin, Texas

Lamar L 2-3

Bucknell W 10-7

Lamar L 6-7

## 2002 Wichita Regional

Eck Stadium • Wichita, Kan.

Oklahoma W 8-5

Oral Roberts W 7-6

Oral Roberts W 11-6

## 2002 Super Regional

Kingsmore Stadium • Clemson, S.C.

Clemson W 9-6

Clemson L 7-8

Clemson L 4-7

## 1999 Fayetteville Regional

Baum Stadium • Fayetteville, Ark.

Delaware W 10-6

SMS L (10) 8-9

Clemson L 4-12

## 1998 Midwest Regional

Eck Stadium • Wichita, Kan.

Arizona State L 4-8

Wichita State W (11) 3-2

Georgia Tech L 0-2

## 1996 Central II Regional

Dan Law Field • Lubbock, Texas

Oklahoma State L 5-6

Southern California L 5-15

## 1995 Midwest I Regional

Eck Stadium • Wichita, Kan.

Stanford L 3-10

Texas Tech L 10-14

## 1990 Midwest Regional

Eck Stadium • Wichita, Kan.

Fordham L 5-8

Wichita State L 6-7

## 1989 Northeast Regional

Municipal Stadium • Waterbury, Conn.

LeMoyne L 5-7

George Wash. W 8-2

Illinois W 9-2

Arizona State W 1-0

LeMoyne W 6-5

## 1989 College World Series

Rosenblatt Stadium • Omaha, Neb.

Wichita State L 1-3

North Carolina W 7-3

Wichita State L 4-8

## 1988 Midwest Regional

Allie P. Reynolds Stadium • Stillwater, Okla.

Loyola-Marymount L 3-8

Oklahoma State L 7-13

## 1987 NCAA South I Regional

Joe W. Davies Stadium • Huntsville, Ala.

Middle Tenn. St. W 10-7

West Virginia W 7-2

Clemson W (10) 6-5

Clemson W 4-2

## 1987 College World Series

Rosenblatt Stadium • Omaha, Neb.

Texas L 6-13

Georgia W 5-4

LSU L 2-5

## 1986 NCAA Midwest Regional

Allie P. Reynolds Stadium • Stillwater, Okla.

Oregon State W 4-3

Stanford L 0-2

Oregon State L 0-1

## 1985 South II Regional

Seminole Stadium • Tallahassee, Fla.

Eastern Kentucky W 20-13

George Mason W 13-9

Florida State W 7-6

Georgia Tech W 7-5

## 1985 College World Series

Rosenblatt Stadium • Omaha, Neb.

South Carolina W 1-0

Mississippi State L 4-5

Stanford W 10-4

Texas L 7-8

## 1983 Midwest Regional

Allie P. Reynolds Stadium • Stillwater, Okla.

Oral Roberts L 6-7

Wichita State L 3-6

## 1980 Midwest Regional

J.L. Johnson Stadium • Tulsa, Okla.

Oral Roberts W 3-2

Missouri L 0-6

California L 1-7

## 1979 East Regional

Seminole Stadium • Tallahassee, Fla.

George Washington W 12-11

Florida W 9-1

Delaware W 8-6

Delaware W 4-3

## 1979 College World Series

Rosenblatt Stadium • Omaha, Neb.

Pepperdine W 5-4

Arizona W 10-3

Texas W 9-4

Cal State-Fullerton L 10-13

Cal State-Fullerton L 1-2

## 1973 NCAA District VI

Arlington Stadium • Arlington, Texas

Trinity L 0-6

Texas-Pan American L 2-4



The Razorbacks meet catcher Brady Toops at home plate after his game-winning grand slam with two outs in the top of the ninth inning that kept the Hogs alive in the 2004 Fayetteville Regional vs. Wichita State.







# Conference Tournament History

## HISTORY/RECORDS

### SEC Tournament (17-24)

#### 1992 SEC Tournament

Superdome • New Orleans, La.		
South Carolina	W	8-6
LSU	L	1-8
South Carolina	L	5-9

#### 1993 SEC Western Division

Alex Box Stadium • Baton Rouge, La.		
Mississippi State	W	5-2
Auburn	L	1-3
LSU	L	7-13

#### 1994 SEC Western Division

Swayze Field • Oxford, Miss.		
Auburn	L (17)	1-3
LSU	L	2-5

#### 1995 SEC Western Division

Dudy Noble Field • Starkville, Miss.		
Ole Miss	W	5-2
Alabama	W	5-2
Alabama	L	7-8
LSU	L	6-7

#### 1996 SEC Tournament

Hoover Metropolitan Stadium • Hoover, Ala.		
Kentucky	L	5-7

#### 1997 SEC Tournament

Golden Park • Columbus, Ga.		
Auburn	L	3-7

### 1998 SEC Tournament

Hoover Metropolitan Stadium • Hoover, Ala.		
LSU	W	8-4
Mississippi State	W	10-3
Mississippi State	W	7-3
Auburn	L	5-7

### 1999 SEC Tournament

Hoover Metropolitan Stadium • Hoover, Ala.		
Kentucky	W	6-4
Auburn (11)	L	2-3
LSU	W	9-8
Auburn	W	9-5
Auburn	W	9-6
Alabama	L	3-9

### 2002 SEC Tournament

Hoover Metropolitan Stadium • Hoover, Ala.		
South Carolina	L	1-10
Auburn	W	8-5
South Carolina	L	2-6

### 2003 SEC Tournament

Hoover Metropolitan Stadium • Hoover, Ala.		
LSU	L	4-5
Ole Miss	L	7-8

### 2004 SEC Tournament

Hoover Metropolitan Stadium • Hoover, Ala.		
Tennessee	L	6-8
Ole Miss	W	4-3
Tennessee	W	4-1
South Carolina	L	3-2

### 2005 SEC Tournament

Hoover Metropolitan Stadium • Hoover, Ala.		
Florida	L	8-9
Alabama	L	4-5

### 2006 SEC Tournament

Hoover Metropolitan Stadium • Hoover, Ala.		
Ole Miss	L	4-9
Alabama	L	3-4

### 2007 SEC Tournament

Hoover Metropolitan Stadium • Hoover, Ala.		
Alabama	W	6-0
South Carolina	W	6-0
South Carolina	W	3-2
Vanderbilt	L	4-7

### SWC Tournament (18-25)

#### 1977 SWC Tournament

Disch-Falk Field • Austin, Texas		
Texas A&M	L	2-5
Texas	L	1-8

#### 1978 SWC Tournament

Disch-Falk Field • Austin, Texas		
Baylor	L	0-1
Texas A&M	L	0-5

#### 1979 SWC Tournament

Disch-Falk Field • Austin, Texas		
Baylor	W	6-1
Texas	L	2-6
Texas A&M	W	6-2
Texas	L	6-12

#### 1980 SWC Tournament

Olsen Field • College Station, Texas		
Texas A&M	W	19-10
Texas	L	4-6
Texas Tech	W	6-5
Texas	W	8-7
Texas	L	4-9

### 1981 SWC Tournament

Disch-Falk Field • Austin, Texas		
Houston	L	2-7
Rice	W	5-4
Houston	W	9-3
Texas	L	1-11

### 1982 SWC Tournament

Olsen Field • College Station, Texas		
Houston	W	9-6
Texas	L	0-8
Houston	L	8-9

### 1983 SWC Tournament

Disch-Falk Field • Austin, Texas		
Houston	W	4-3
Texas	L	2-9
Houston	W	9-7
Texas	W	5-4
Texas	L	0-14

### 1984 SWC Tournament

Disch-Falk Field • Austin, Texas		
Texas	L	1-8
Rice	L	1-8

### 1985 SWC Tournament

George Cole Field • Fayetteville, Ark.		
Baylor	W	6-4
Texas	W	9-5
Texas	W	10-6

### 1986 SWC Tournament

Olsen Field • College Station, Texas		
Texas A&M	L	0-4

### 1987 SWC Tournament

Disch-Falk Field • Austin, Texas		
Texas A&M	W	4-3
Texas	L	3-10
Houston	W	14-9
Texas	L	2-3

### 1988 SWC Tournament

George Cole Field • Fayetteville, Ark.		
Texas A&M	L	3-4
Texas	L	1-7

### 1989 SWC Tournament

Olsen Field • College Station, Texas		
Texas	L	3-8
Houston	W	5-4
Texas	L	1-9

### 1990 SWC Tournament

Disch-Falk Field • Austin, Texas		
Rice	W	7-5
Texas	L	4-11
Houston	L	1-7



Danny Hamblin set the Arkansas career record for home runs with his 57th all-time blast on May 23, 2007, against Alabama in a first-round SEC Tournament game in Hoover, Ala.


# All-Americans



HISTORY/RECORDS




Greg D'Alejandro  
3B - 1990



Troy Eklund  
OF - 1989



Charlie Isaacson  
RHP - 1999



Jeff King  
3B - 1985, 86



Ralph Kraus  
OF - 1986



Steve Krueger  
LHP - 1980



Mike Loggins  
OF - 1985




Tim Lollar  
P/DH - 1978



Ryan Lundquist  
OF - 1997



Kevin McReynolds  
OF - 1980, 81



Kenderick Moore  
2B - 1996



Ronn Reynolds  
C - 1979



Nick Schmidt  
LHP - 2006, 07



Andy Skeels  
C - 1987



Phillip Stidham  
RHP - 1990, 91



Jess Todd  
RHP - 2007



David Walling  
RHP - 1998, 99

# Freshman All-Americans



Matt Carnes  
RHP - 1995




Jake Dugger  
OF - 2004



Matt Erickson  
3B - 1995



James Ewing  
2B - 2006



Danny Hamblin  
DH - 2004



Charlie Isaacson  
RHP - 1999



Jeff King  
3B - 1984



Brian Kirby  
OF - 1998



Nick Schmidt  
LHP - 2005



Shaun Seibert  
RHP - 2005





Phillip Stidham  
RHP - 1989





## All-Conference

Ty Bilderback  
OF - 1995Matt Carnes  
RHP - 1996, 97Jake Dugger  
OF - 2006Matt Erickson  
3B - 1996, 97Logan Forsythe  
3B - 2008Ryan Fox  
OF - 2003Scott Hode  
SS - 2004Charlie Isaacson  
RHP - 1999Jeremy Jackson  
OF - 1997Ryan Lundquist  
OF - 1997, 98Kenderick Moore  
2B - 1996Rodney Nye  
3B - 1999Kit Pellow  
DH - 1995Nick Schmidt  
LHP - 2006, 07Jess Todd  
RHP - 2007David Walling  
RHP - 1998, 99Allen Williams  
INF - 1992, 94

## All-SWC and All-Tournament Selections

## All-SWC Selections

Player, Pos.	Year(s)
Marc Brumble, OF	1977
Kevin Campbell, RHP	1984
Bubba Carpenter, 1B/OF	1989, 1990, 1991
Charlie Corbell, RHP	1982
Greg D'Alexander, 3B	1989, 1990
Billy Dees, 1B	1982, 1983
Tim Deitz, RHP	1985
Bobby Edwards, RHP	1987, 1988
Troy Eklund, OF	1988, 1989
Fred Farwell, RHP	1985
Tony Gilmore, C	1990
Jeff Hemm, C	1978
John Hennell, 1B	1981
Mark Johnson, OF	1990, 1991
Jeff King, 3B	1985, 1986
Ralph Kraus, OF	1986
Steve Krueger, LHP	1979-80
Mike Loggins, OF	1984, 1985
Tim Lollar, LHP/DH	1978
Scott Loseke, OF	1983
Kevin McReynolds, OF	1980, 1981
Bill Montgomery, OF	1976
Mike Oquist, RHP	1989
Tom Pagnozzi, C	1983
Steve Parker, RHP	1986
Dave Patterson, 1B	1986
Tim Peters, RHP	1987
Kirk Piskor, C/OF	1991
Scott Pose, OF	1989
Johnny Ray, 2B	1978, 1979
Ronn Reynolds, C	1979
Norm Roberts, OF	1983, 1985
Kenny Rogers, 3B	1981
Andy Skeels, C	1987

Player, Pos.	Year(s)
Phillip Stidham, RHP	1989, 1990, 1991
Mark Swope, RHP	1989, 1990
Scott Tabor, RHP	1981, 1982
Tim Thomas, 2B	1990
Dave Van Horn, 2B	1982
Ed Wallace, 1B	1979
Larry Wallace, SS	1979
Doyle Wilson, C	1986

## All-SWC Tournament Selections

Player, Pos.	Year(s)
Marc Brumble, OF	1979
Bubba Carpenter, 1B	1990
Don Carter, OF	1981
Randell Carter, 2B	1980
Charlie Corbell, P	1983
Tim Deitz, P	1985
Fred Farwell, P	1985
Jeff Hemm, C	1977
John Hennell, 1B	1979, 1980, 1981
Jeff Houck, OF	1990
Jeff King, 3B	1984, 1985
Ralph Kraus, OF	1986
Mike Loggins, OF	1985
Scott Loseke, OF	1982, 1983
Kevin McReynolds, OF	1980 (MVP)
Dave Patterson, 1B	1985 (MVP)
Kirk Piskor, OF	1990
Johnny Ray, 2B	1979
Ronn Reynolds, C	1979, 1980
Norm Roberts, OF	1983, 1985
Mike Robinson, OF	1982
Kenny Rogers, 3B	1981
Andy Skeels, C	1987
Scott Tabor, P	1979

Player, Pos.	Year(s)
Reggie Thomas, DH/OF	1980, 1981
Dave Van Horn, 2B	1982
Larry Wallace, SS	1979
Doyle Wilson, C	1985

## All-SEC Tournament Selections

Player, Pos.	Year(s)
Mark Burnett, 2B	1999
Brent Caldwell, C	1998
Matt Carnes, RHP	1995
Cody Clark, C	2002
Casey Coon, OF	2007
Jake Dugger, OF	2004
Scott Epps, C	1992
Danny Hamblin, 1B	2007
Joe Jester, SS	1998, 1999
Kenderick Moore, 1B	1994
Kenderick Moore, OF	1995
Rodney Nye, 1B	1998
Rodney Nye, 1B	1999 (MVP)
Nick Pitts, OF	2003
Nick Schmidt, LHP	2007
David Skeels, C	1995
Jess Todd, RHP	2007
Jack Welsh, OF	1998

## CWS All-Tournament Selections

Player, Pos.	Year(s)
Marc Brumble, OF	1979
Jeff King, 3B	1985
Ralph Kraus, OF	1985
Steve Krueger, LHP	1979
Kevin McReynolds, OF	1979
Larry Wallace, SS	1979

# Razorbacks in Major League Baseball



**Darrell Akerfelds** - Oakland Athletics, Cleveland Indians,  
Texas Rangers, Philadelphia Phillies

**Sid Benton** - St. Louis Cardinals

**Hugo Bezdek** - Pittsburgh Pirates (Manager)

**Kevin Campbell** - Oakland Athletics, Minnesota Twins

**Bubba Carpenter** - Colorado Rockies, New York Mets

**Babe Ellison** - Detroit Tigers

**Matt Erickson** - Milwaukee Brewers

**Gerald Hannahs** - Montreal Expos, Los Angeles Dodgers

**Howard Hilton** - St. Louis Cardinals

**Eric Hinske** - Toronto Blue Jays, Tampa Bay Rays

**Dick Hughes** - St. Louis Cardinals

**Charlie Jamerson** - Boston Red Sox

**Skeeter Kell** - Philadelphia Athletics

**Jeff King** - Pittsburgh Pirates, Kansas City Royals

**Jim Kremers** - Atlanta Braves

**Lester Lancaster** - Chicago Cubs, Detroit Tigers, St.  
Louis Cardinals

**Cliff Lee** - Cleveland Indians

**Tim Lollar** - New York Yankees, Chicago Cubs,  
Boston Red Sox, San Diego Padres

**Walt Matthews** - Atlanta Braves

**Mel McGaha** - Cleveland Indians,  
Kansas City Royals (Manager)

**Kevin McReynolds** - San Diego Padres, New York  
Mets, Kansas City Royals

**Mike Oquist** - Baltimore Orioles, Oakland Athletics,  
San Diego Padres, Detroit Tigers

**Tom Pagnozzi** - St. Louis Cardinals

**Kit Pellow** - Kansas City Royals, Colorado Rockies,  
Seattle Mariners

**Robert Person** - New York Mets, Toronto Blue Jays,  
Philadelphia Phillies

**Scott Pose** - Florida Marlins, New York Yankees,  
Kansas City Royals

**Johnny Ray** - Pittsburgh Pirates, California Angels

**Ronn Reynolds** - New York Mets, Philadelphia Phillies,  
Houston Astros, San Diego Padres

**Pat Rice** - Seattle Mariners

**Tim Sherrill** - St. Louis Cardinals

**Phil Stidham** - Minnesota Twins, Detroit Tigers

**Chuck Thompkins** - Cincinnati Reds

**Jim Walkup** - St. Louis Browns, Detroit Tigers

**Matt Wagner** - Seattle Mariners, Montreal Expos

**Jack Whitlock** - Detroit Tigers

**Roy Wood** - Pittsburgh Pirates, Cleveland Indians

**Dan Wright** - Chicago White Sox







# Major League Baseball Draft Picks

Key: Players selected in the June first-year player draft unless otherwise noted. Following the 1987 season there has only been one draft (June Draft). The first MLB Draft was held in 1965. Prior to 1965 players just signed professional contracts once their collegiate careers were over.

\$ - Selected in January draft

% - Selected in June secondary draft

\* - Played or plays in the Major Leagues

# - Active in 2009

^ - Returned to school

## First-Round Razorbacks

Year	Player	Team	Rd (Pick)
1981	Kevin McReynolds, OF	Padres	1st (6)
1986	Jeff King, SS/3B	Pirates	1st (1)
1999	David Walling, RHP	Yankees	1st (27)
2007	Nick Schmidt, LHP	Padres	1st (23)
2008	Logan Forsythe, 3B	Padres	1st (46)

## 1965

Bill Gray, OF	Twins	37th (665)
---------------	-------	------------

## 1973

Keith Cochran, 2B	Cardinals	33rd (683)
Thurman Smith, OF	Cardinals	45th (733)
Tommy Neal, OF	Cardinals	47th (737)
Stephen Ballard, 1B	Cardinals	48th (739)

## 1975

Richard Miller, P	Astros	15th (350)
-------------------	--------	------------

## 1976

Byron Ormsby, SS	Red Sox	16th (382)
------------------	---------	------------

## 1977

^Tim Lollar, LHP	Indians	5th (115)
------------------	---------	-----------

## 1978

Tim Lollar, LHP	Yankees	4th (104)
Arvis Harper, OF	Astros	14th (349)
^Bill Bakewell, RHP	Reds	28th (657)

## 1979

^Ronn Reynolds, C	White Sox	5th (109)
Johnny Ray, 2B	Astros	12th (294)

## 1980

Steve Krueger, LHP	Mariners	4th (84)
Ronn Reynolds, C	Mets	5th (105)
^John Hennell, 1B	Mets	15th (365)
Randall Carter, 2B	Rangers	19th (482)
^Todd Zacher, 3B	Dodgers	28th (684)

## 1981

Kevin McReynolds, OF	Padres	1st (6)
Reggie Thomas, OF	Tigers	8th (197)
^Scott Tabor, RHP	Braves	12th (296)
Don Carter, OF	Expos	12th (302)
John Hennell, 1B	Padres	13th (316)
Todd Zacher, 3B	Giants	23rd (579)
Ed Vidmar, P	White Sox	32 (770)

## 1982

Chris Shaddy, SS	Blue Jays	8th (186)
Dave Van Horn, 2B	Braves	10th (245)
Scott Tabor, RHP	Tigers	11th (282)
Ed Myers, RHP	Athletics	12th (313)
Scott Glanz, P	Angels	13th (321)

## 1983

Mike Robinson, OF	Cardinals	5th (130)
Tom Pagnozzi, C	Cardinals	8th (208)
Scott Loseke, OF	Reds	11th (264)
Charlie Corbell, RHP	Giants	21st (534)
%Bobby Joe Edmonds, OF	Cardinals	3rd (55)

## 1984

Brett Harrison, SS	Cardinals	4th (87)
Jim Ward, 2B	Dodgers	5th (129)
Mark Berry, C	Reds	6th (137)
%^Derrick Richardson, 3B	Cubs	2nd (39)

## 1985

Mike Loggins, OF	Royals	3rd (71)
Ellis Roby, 2B	Braves	5th (120)
Tim Deitz, RHP	Reds	6th (136)
Mark Jackson, INF/OF	Cardinals	8th (202)
Norm Roberts, OF	Orioles	8th (203)
Fred Farwell, LHP	Dodgers	10th (246)
Gary Murphy, RHP	Astros	14th (352)
Gary Curtis, SS	Reds	20th (500)
Derrick Richardson, INF	Phillies	21st (538)
Howard Hilton, RHP	Cardinals	22nd (566)

## 1986

Jeff King, SS/3B	Pirates	1st (1)
Kevin Campbell, RHP	Dodgers	5th (120)
Doyle Wilson, C	Indians	10th (239)
Ralph Kraus, OF	Yankees	10th (262)
Steve Parker, LHP	Cubs	12th (298)
Dave Patterson, 1B	Giants	14th (344)
%Bob Chadwick, P	Brewers	6th (92)

## 1987

Andy Skeels, C	Padres	7th (172)
^Jim Kremers, 3B/OF	Reds	8th (206)
Keith Helton, LHP	Mariners	14th (344)
Spencer Wilkinson, RHP	Rangers	14th (362)
^Ray Harris, LHP	Angels	14th (368)
Tim Sherrill, LHP	Cardinals	18th (461)
Mike Sisco, SS	Mariners	20th (500)
^John Cebuhar, LHP	Reds	22nd (569)

## 1988

Jim Kremers, C	Braves	2nd (33)
John Cebuhar, LHP	Cardinals	14th (366)
Ray Harris, LHP	Athletics	22nd (567)
^Troy Eklund, OF	Indians	35th (891)

## 1989

Cole Hyson, RHP	Astros	9th (228)
Mike Oquist, RHP	Orioles	13th (321)
Troy Eklund, OF	Rangers	25th (637)
Dennis Fletcher	Cardinals	28th (716)
^Greg D'Alexander, 3B/C	Orioles	31st (789)
Scott Pose, OF	Reds	34th (885)
Rod Stillwell, SS	Royals	60th (1,417)



Jeff King was selected with the No. 1 overall pick of the 1986 draft by the Pittsburgh Pirates. He played 11 seasons with the Pirates and Kansas City Royals. He is one of five Razorbacks to be drafted in the first round.

# Major League Baseball Draft Picks



## 1990

Tony Gilmore, C	Astros	8th (218)
^Phil Stidham, RHP	Braves	11th (282)
Mark Swope, RHP	Twins	11th (293)

## 1991

Doug Bennett, RHP	Dodgers	5th (144)
Phil Stidham, RHP	Tigers	15th (401)
Mark Johnson, OF	Royals	17th (445)
Brian Dennison, LHP	Brewers	23rd (599)

## 1992

Allen Williams, 3B	Red Sox	46th (1,290)
--------------------	---------	--------------

## 1993

Tom Czanstkowski, RHP	Astros	26th (728)
Ryan Whitaker, RHP	Athletics	27th (769)
^Kortney Paul, C	Cardinals	48th (1,332)

## 1994

Bob Hughes, OF	Expos	18th (504)
Doyle Preston, 3B/1B	Reds	35th (968)
Scott Cunningham, RHP	Cardinals	37th (1,034)
^Todd Abbott, RHP	Indians	38th (1,053)

## 1995

Jeff Parsons, SS	Mets	5th (133)
Alan Mahaffey, LHP	Twins	16th (436)
Tim Mosley, RHP	Cubs	27th (756)
Ty Bilderback, OF	Angels	31st (844)
^Chris Clark, OF	Tigers	35th (966)
Todd Abbott, RHP	Athletics	44th (1,212)

## 1996

Jason Stephens, RHP	Angels	9th (265)
Kit Pellow, OF	Royals	22nd (649)
Richie Nye, RHP	Twins	23rd (667)
^Barry Lunney Jr., LHP	Twins	45th (1,316)

## 1997

Matt Carnes, RHP	Twins	7th (213)
Matt Erickson, 3B	Marlins	7th (216)
Jeremy Jackson, OF	Rockies	8th (252)
Chris Clark, OF	Marlins	34th (1,026)
^Dan Wright, RHP	Braves	46th (1,359)
Jason McConnell, 2B	Twins	48th (1,384)

## 1998

^Ryan Lundquist, OF	Twins	10th (289)
Eric Hinske, 3B	Cubs	17th (496)

## 1999

David Walling, RHP	Yankees	1st (27)
Dan Wright, RHP	White Sox	2nd (64)
Rodney Nye, 3B	Mets	7th (226)
Joe Jester, INF	Giants	7th (228)
Ryan Lundquist, OF	Reds	8th (248)
Kevin Vent, RHP	Giants	8th (258)
Mark Burnett, 2B	Reds	20th (608)

## 2000

Cliff Lee, LHP	Expos	4th (104)
Matt Riethmaier, RHP	Phillies	5th (145)
Brad Bohannon, RHP	White Sox	28th (832)



Logan Forsythe is the latest Razorback to get drafted in the first round. His selection by the San Diego Padres made it the first time in school history that a Razorback was drafted in the first round in back-to-back years.

## 2001

Wes McCrotty, LHP	Marlins	23rd (692)
Brian Kirby, C	Indians	31st (937)
^Charlie Isaacson, RHP	Cubs	34th (1,008)

## 2002

Charlie Isaacson, RHP	Yankees	29th (876)
Gary Hogan, RHP	Rangers	32nd (952)

## 2003

Scott Roehl, RHP	Indians	10th (288)
Andrew Wishy, OF	Rangers	12th (346)
Jarrett Gardner, RHP	Red Sox	19th (564)
Ryan Fox, OF	Rockies	21st (617)

## 2004

Jay Sawatski, LHP	Twins	8th (241)
Brady Toops, C	Cardinals	10th (300)
Haas Pratt, 1B	Athletics	30th (907)
Clint Brannon, LHP	Rangers	34th (1,011)

## 2005

Scott Bridges	Giants	8th (278)
Scott Hode, SS	Cubs	24th (730)
Casey Rowlett, OF/INF	Cardinals	32nd (980)

## 2006

^Danny Hamblin, 1B	Athletics	9th (278)
Craig Gentry, OF	Rangers	10th (298)
Blake Parker, C	Cubs	16th (479)
Devin Collis, LHP	Rockies	26th (768)
Daryl Maday, RHP	Giants	30th (896)

## 2007

Nick Schmidt, LHP	Padres	1st (23)
Duke Welker, RHP	Pirates	2nd (68)
Jess Todd, RHP	Cardinals	2nd (82)
Danny Hamblin, 1B/3B	Athletics	10th (330)
Chris Rhoads, RHP	Phillies	28th (863)
Brian Walker, C	Angels	29th (898)
Jacob Julius, OF	Orioles	33rd (997)
Jake Dugger, OF	Nationals	49th (1,417)
Matt Willard, SS	Indians	49th (1,423)

## 2008

Logan Forsythe, 3B	Padres	1st (46)
Cliff Springston, LHP	Rangers	11th (333)
Jeff Nutt, C	Yankees	25th (770)
Aaron Murphree, OF	Padres	27th (825)







## A

Abbott, Todd	1994, '95
Abbott, Williams Lewis	1970
Abramczyk, John Paul	1959, '60, '61
Achenback, C.H.	1913
Adams, Harold Eugene	1948, '49
Aikman, Bruce Lynn	1951
Akerfelds, Darrel	1981, '82
Alexander, George Baker	1958
Alexander, John	1949
Alexander, Otto	1908
Alexander, Tim	1978
Allen, Joe	1911
Anderson, Pat	1977, '78
Andree, James M.	1972, '73, '74
Arnold, Charles	1965
Arnold, Clint	2005, '06
Asbill, Teddy	1976, '77
Ash, Jeff	1979, '80
Atha, Larry D.	1979, '80, '81
Atkins, Donald	1979, '80, '81
Atkins, Howard Cullin Jr.	1966
Austell, Tom	1903
Ayers, James	1926

## B

Baber, Oscar	1910, '11, '12
Backham, David C.	1972, '73
Bailey, Kenneth	1966
Baker, J.P.	1929
Baker, Terry Lee	1967, '68
Bakewell, Bill	1977, '78, '79
Ballard, Keach	1982
Ballard, Stephen D.	1972, '73
Balay, John	1949, '50, '51
Bane, James Harrison	1963, '64
Barksdale, Ronald Douglas	1964, '65
Barr, Brandon	2007
Barton, Larry	1982, '83
Beckemeyer, Lyle	1992, '93
Benard, Joe	1905, '06
Benberg, John	1982
Bennett, Dick	1925
Bennett, Doug	1989, '90, '91
Bennett, George	1927
Bennett, J.G.	1921, '22
Benton, Sid	1912
Berry, Layne	2001, '02
Berry, Mark	1983, '84

Bertotti, Mike	1984
Bilderback, Ty	1992, '93, '94, '95
Birch, Brent	1990, '91, '92, '93
Birel, William George	1967, '68
Bishop, William E.	1969, '70
Black, Dave	1903
Black, H.	1912
Black, John	1919, '20, '21
Black, Neeley	1905
Blackburn, W.D.	1929
Blackwood, Jerry Don	1968, '69, '70
Blagg, Billy Justin	1950, '52, '53
Blair	1906
Block, Dave	1903, '05
Blum, Greg	1999, 2000
Bobb, Randy	1987, '88
Boever, David	1988
Bogan, Charles	1954, '55
Bohannon, Brad	1999, 2000
Bohart, G.T.	1905, '06
Bollman, Brett	2005
Bolsinger, Mike	2008
Bone, George Thomas	1955, '56
Bone, Jim	1961, '62, '63

Booker, P.	1903
Boyce, Charley	2003, '04, '05, '06
Bowden, William P.	1952, '53, '54
Bowen, Luther	1994, '96
Bradbury, Ralph	1974, '75, '76, '77
Bradford, Hollis	1922
Bradford, James	1976, '77
Bradley, Eugene Alford	1953
Bradley, Keith	1995, '96
Brail, Rick	1991
Brannon, Clint	200, '03, '04
Brazil, Ernest	1919
Breeden, Bill	1969, '70, '71
Brenton, Gene Thomas	1963, '64, '65
Brewer, Dale	1928, '29
Brewer, Timothy	1973, '74
Bridges, Scott	2002, '03, '04, '05
Briggs, Oscar	1899, 1902
Brocail, Scott	1991, '92, '93, '94
Broadway, Barry	1980
Bond, Brock	2005
Brown, Charles Arthur	1952
Brown, Dale	1977
Brown, Dan	1990, '91
Brown, John	1924, '25
Brown, Silas Christian	1949, '50, '51
Brumble, Marc	1976, '77, '78
Bryan, Chris	1988, '89
Bryan, Lemuel	1902, '03
Buchanan, F.E.	1908
Buckley, S.S.	1913
Buckley, Virgil	1912
Bulgarelli, Mark	1976, '77, '78, '79
Bull, Scott	1972, '76
Bumpers, Mike	1992
Burgess, John	1986
Burnett, Mark	1998, '99
Burton, P.O.	1898

## C

Caldwell, Brent	1997, '98
Caldwell, Robert	1947
Calhoon, Jim	1987, '88, '89
Callaway, Jerry	1978
Campbell, Dan	1987
Campbell, Kevin	1984, '85, '86
Campbell, Mike	1968
Caple, Donald Lee	1963, '64, '65
Carlton, Jerry	1960, '61, '62

Carnes, Matt	1995, '96, '97
Carpenter, Bubba	1988, '89, '90, '91
Carpenter, Jay	1988, '89, '90
Carpenter, Preston	1954, '55, '56
Carr, J.F.	1898
Carter, Don	1981
Carter, Harry	1947
Carter, Marl D.	1962, '63
Carter, Randall	1979, '80
Carson, Randall	1976, '77
Cebuhar, John	1987, '88
Cecil	1905
Center, Jerry	1976
Chadwick, Bob	1986
Childress, Robert M.	1956, '57
Chipman, Marvin	1926, '27
Christian, Carroll	1923, '24
Christian, O.	1898
Cisterna, Ryan	2008
Clancy, Tim	1978, '79, '80
Clark, Cody	2001, '02
Clark, Chris	1993, '94, '95, '97
Clark, Dera	1984
Clark, Kyle	1997, '98
Clark, M.D.	1898
Clayton, Walker B.	1923
Clements, Charles M.	1972
Clements, Steve	1984, '85
Clinkenbeard, Bob	1981
Cloninger, Chris	1996
Cobb, David	1994
Cochran, Keith	1971, '72, '73
Cole, George Sr.	1926, '27, '28
Cole, John Conway Jr.	1951
Cole, Kenneth	1908
Coleman, Walter C.	1972, '73, '74
Collis, Devin	2005, '06
Conner, Michael	2001, '02
Conway, George	1902
Cook, Brian	1990, '91, '92, '93
Cook, Damon Lee	1966
Cook, Joe	1908, '09
Coon, Casey	2007, '08
Coppock, Mark	1990, '91
Corbell, Charlie	1982, '83
Cotton, Delano Talbert	1962, '63
Cox, Evan	2007, '08
Cox, Harold Earl	1948, '49
Coyle, Norman	1910, '11



Charley Boyce



Haas Pratt

Craig, Charles	1924	Fields, James E.	1970	Haynie, Arnold Augustus	1962, '63, '64	Houck, Jeff	1990, '91, '92, '93
Crawford, C.	1929	Fincher, L.J.	1921	Haynie, Bracey	1922, '23	House, Herbert Claude	1967, '68
Crawford, Rick	1982	Fischel, Frank James	1949, '50, '51, '52	Heather, Scott	1997, '98	House, Jacob	2008
Creekmore, Stephen W.	1910, '11	Fishback, Herbert	1897	Helton, Keith	1984, '85, '86, '87	Howard, Fred	1970
Crossett, Scott	1998, '99, 2000, '01	Fisher, Joe	1994	Hemm, Jeff	1975, '76, '77, '78	Hreha, Dan	1989, '90, '92
Crouse, Cliff	2000, '01, '02	Fisk, Gregory Michael	1967	Hemm, Warren	1975, '76	Hrozek, Wayne	2006, '07
Croxsdale, E.W.	1913	Fleming, P.A.	1898	Henderson, DeMatt	1899, 1900, '01	Huchingson, Stuart	1979, '80, '81
Cunard, Craig	1981	Fletcher, Dennis	1986, '87, '88, '89	Hendricks, Charles Lowber	1947, '48	Huddleston, Jeff	1978, '79, '80
Cunningham, Scott	1993, '94	Fletcher, Jeff	1999, 2000, '01, '02	Hendey, Waldersee	1921	Hughes, Bob	1993, '94
Curtis, Gary	1983	Flowers, Jeromy	1998	Hennell, John	1978, '79, '80, '81	Hughes, Howard	1947, '48
Cusack, Thomas	1953, '54, '55	Forsythe, Logan	2006, '07, '08	Hennesey	1911	Hunt, Claude Ruse	1957
Cypert, Boyd	1912	Foster, Herbert R.	1957	Henson, James W.	1972	Huntze, Rick	1983, '84, '85
Czanstowski, Tom	1992, '93	Foster, Pat Duane	1959, '60, '61	Henry, Thomas Walter	1966	Hum, David	2006
		Foster, Rodney	1992	Hernandez, Darin	1986	Hurley, Scott	1998, '99
		Foster, Virgil Lynn	1966	Hester, Bart	1998, '99, 2000	Hyatt, Robert F	1905, '06, '08
D		Foundren, Price	1927, '28, '29	Hicks, Quazar	1994	Hyson, Cole	1989
D'Alexander, Greg	1987, '88, '89, '90	Fox, Ryan	2001, '02, '03	Highfill, H.H.	1912		
D'Amico, Joe	1992, '93	Franks, Lance	1996, '97	Hill, Thomas Jasper Jr.	1964	I	
Dailey, Randy	1971, '72	Freeman, Wallace Britton	1964, '65	Hill, Travis	2007, '08	Isaacson, Charlie	1999, 2000, '01, '02
Daly, Cory	1995	Fry, Jeff	1993	Hilton, Howard	1984, '85		
Darr, Andrew	2008	Fulmer, Doyle	1928	Hindman, Randy	1982	J	
Davis, Joe	1991			Hinds, Hubert	1919, '20	Jackson, Jeremy	1997
Davis, Matt	1998	G		Hines, Glen Ray	1989	Jackson, Mark	1983, '84, '85
Davis, Menar	1912	Gaffney, W.C.	1919, '20, '21	Hinske, Eric	1996, '97, '98	Jacobs, Robert	1924, '26
Davis, Mike	1910, '11, '12	Garcia, Rudy	1982, '83, '84	Hinton, Percy	1911, '12, '13	Jamerson, Charles	1919, '20, '21
Dawson, Bill	1988	Gardner, Jarrett	2002, '03	Hobson, Edward Louis	1957, '58, '59	Jamerson, D.C	1922
Day, Chris	1978	Garrett, John Doyle Jr.	1956	Hobson, Todd	1989, '90	Jamerson, Jasen	1994
Day, Devin	2004	Garrison, Johnny	1950	Hode, Scott	2002, '03, '04, '05	Jay, Jim Wilbur	1963, '64
DeBriyn, Marty	1997	Gatling, Tom	1908	Hoefer, Jeff	2000, '01	Jenkins, John	1973
Deason, Jesse Wayne	1956	Geis, Clarence	1928	Hogan, Gary Jr.	2000, '01, '02	Jennings, Archie Winthrop	1966
Deere, Jason	2004	Gentry, Aaron	1994	Hollensworth, Chris	2005, '06	Jester, Joe	1997, '98, '99
Dees, Billy	1981, '82	Gentry, Craig	2005, '06	Holloway, Max Marvin	1958, '59, '60	Johnson, Charles	1965
Deitz, Tim	1983, '84, '85	Geren, J.M.	1913	Holloway, Trey	2004, '05, '06	Johnson, Danny	1980
Dellasega, Joe	1980	Gessner, Tom	1998	Holt, Henry Cecil	1912	Johnson, Mark	1990, '91
Dennison, Brian	1991	Gilbert, James	2004, '05, '06, '07	Hom	1906, '09	Jones, Ben	1943, '44
Dickinson, Wallace	1924, '25	Giles, Danny	1997, '98	Hon, Jackson	1925	Jones, Donald Gilbert	1956, '57
DiLeo, Joe	1985, '86	Gilleland, Greg	1998, '99	Hopkins, Thomas Hugh	1966, '67, '68	Jones, Gary	1982
Dipper, Wayne	1968	Gilmore, Kale	1991, '92	Horn, Jack	1908	Jones, Mark A.	1969, '70
Dodd, Rob	1990	Gilmore, Tony	1989, '90	Horne, David Buford	1959, '61	Jones, Randall E.	1972, '73, '74
Donathan, Jeff	1926, '27, '28	Glanz, Scott	1980, '81, '82	Horton, Donald Clyn	1956, '57, '58	Jones, Sean	2007, '08
Dorothy, William N.	1969, '70	Glaze, Thomas Arthur	1958, '59	Horton, Ralph H.	unknown	Joiner	1902
Dougherty, Harry K.	1947, '48	Glynn, Josh	2002	Hotchkiss, Henry	1910	Julius, Jacob	2007
Douglas, Hall	1928, '29	Gonring, Doug	1981				
Dowell, O.	1903	Goodner, Boyd	2003, '04				
Downey, Charles	1990	Goodwin, Clay	2002, '03, '04, '05				
DuBose, Dave	1976, '77	Gorman, Henry F.	1981				
Dudley, Kirk	1981, '82	Grant, Dale	1986				



Clay Goodwin





Scott Hode

<b>K</b>		Lyons, Scott	2008
Kauffman, Rob	1977, '78, '79, '80	Lyons, W.A.	1922, '23
Kearns, Walter Lewis	1951, '52, '53	<b>M</b>	
Kee, Kevin	1985, '86	Maday, Daryl	2004, '05, '06
Keeter, Daniel R.	1970	Magness, James Edward	1963, '64
Keith, Charles	1908	Mahaffey, Alan	1995
Kelly, E.L.	1897	Mahler, James	2008
Kemp, Jarrell R.	1921	Manatt, Jared	1999, 2000
Kent, Elmore	1922, '23	Marshall, David	1969, '70, '71
Kerns, Keith	1985	Marquardt, John Henry	2005, '06
Kerr, John Herman	1958, '59, '60	Martin, E.G.	1898
Keuchel, Dallas	2007, '08	Martin, Mike	1978, '79
Kilgallen, Richard	1947, '48, '49	Masanda, Daren	1994, '95, '96
Kindle, Judd	2003	Mason, Donald	1965, '66
King, Bryan	2000	Matheson, Derek	1996, '97, '98, '99
King, C.H.	1922	Matthews, Walter Ray	1954, '55, '56
King, Cyrus	1923, '24, '25	McAllister, Leslie Edward	1967, '69
King, Dave	1979	McAlvain, Jarred	1996
King, Jeff	1984, '85, '86	McCaughtry, Floyd	1960, '61
Kirby, Brian	1998, '99, 2000, 01	McClain, Mark	1976, '77
Kirk, Scott	1978	McClure, Dave	1980, '81
Kirkland, Mike	1973, '74	McConnell, Jason	1995, '96, '97
Kizer, Roland	1919, '20	McConnell, Kirk	2002, '03
Klein, Mike	1994	McCorquodale, Knox	2005
Kline, Richard	1964, '65	McCowan	1902
Korbal, Kendall	2008	McCrotty, Wes	1998, '99, 2000
Kraus, Ralph	1983, '84, '85, '86	McCullough, William Glenn	1923
Kregal, Horace	1927	McDaniel, Dale	1979
Kremers, Jim	1985, '86, '87, '88	McDaniel, Larry L.	1972
Kretschmar, James Joseph	1955, '56	McDaniel, Travis	1997, '98, '99, 2000
Kreymborg, Mike	1979	McGaha, Mel	1947, '48
Krueger, Steve	1979, '80	McGehee, Mel	1945, '47, '48
<b>L</b>		McGurk, Pat	1980
Lacey, Shaun	1977, '78	McHale, Robert	1979, '80
Lahay, Bruce	1978	McHan, Lamar	1952, '53
Laird, Tony	1983, '84	McKenzie, James Horace	1961
Lamberth, John	1973	McKissack, Stephen Louis	1967
Lambeth, Dan	1982, '84	McLelland, Brian	2004, '05, '06, '07
Lancaster, Les	1982, '83, '84	McNemer, Phil	1908, '09
Land, Lee	2005	McNiel, Donald	1975, '76, '77
Leach, Aaron	1998	McReynolds, Kevin	1979, '80, '81
Leavitt, Chase	2008	McShane, Mickey Paul	1964, '65
Lee, Cliff	2000	Mercado, Jose Egardo	1951
Lenox, Greg	1971	Merrill, Bubbs	2004
Lennerton, Ryan	2004	Merryman, Josh	2000, '01, '02, '03
Leraris, Justin	2001, '02	Milburn, Frank H.	1923, '24
Leuppe, Ed	1981, '82, '83	Milford, Clinton G.	1909, '10, '11
Leverette, Edward Vault	1898, 1905	Miller, Donald L.	1950, '51
Ley, Stan	1971, '72	Miller, Grady	1908, '09, '10, '11
Lidell, Finessee	1909, '10	Miller, John	1983, '84
Liles, Greyson	1989, '90, '91	Miller, Ray	1995
Limbocker, Scott	2007	Miller, Richard L.	1972, '73, '74
Lindsey, James Edgar	1964, '65	Milwee, F.B.	1913
Linebarier, Bobby Joe	1951	Mitchell, Bruce	1971, '72, '73, '74
Lipsmeyer, David	1978	Mitchell, S.D.	1921
Little, Blake	1990, '91	Mobbs, Jimmy	2003
Loggins, Mike	1983, '84, '85	Mont, Theodore Jr.	1961, '62, '63
Lollar, Tim	1977, '78	Montgomery, Bill	1975, '76
Long, Frances Jones	1952, '53, '54	Moody, Billy Joe	1962
Long, Gordon	1947, '48, '49	Moore, Kenderick	1993, '94, '95, '96
Longonitti, Henry P.	1947	Moore, Rod	1986, '87
Longoria, Keith	1981, '82	Moore, Ron	1989, '90, '91
Loseke, Scott	1982, '83	Mooty, James Wesley	1958
Lubker, Herman	1947	Moriarity, Mike	1996, '97, '98, 2000
Lundquist, Dennis	1974, '75	Morris, William T.	1972, '73
Lundquist, Ryan	1996, '97, '98, '99	Mosley, Tim	1995
Lundquist, Tim	1976, '77	Muldoon, Allen Mike	1967
Lunney, Barry Jr.	1993, '94, '95, '97	Mulhollen, Danny Byron	1962, '63, '64
Lusker, Chris	1985	Mulvaney, Brad	1994, '95, '96
Lutes, Charles, Russell	1953	Murphree, Aaron	2007, '08
Lyles, Robert Earl	1956	Murphy, Bill	1974
Lyles, Tigger	2001	Murphy, Gary	1984, '85
Lyon, Earl	1926	Murphy, Jon	2000

Murphy, Sam	2008	Pierce, Chad	2008
Muse, Preston	1926	Piskor, Kirk	1989, '90, '91
Myers, Ed	1981, '82	Pittman, Donald	1898
<b>N</b>		Pitts, Nick	2000, '01, '02, '03
Nasair, Eldon Joe	1958, '59, '60	Pogue, Doug	1974
Nauman, John	1971, '73	Pohle, Ike	1998, '99
Neal, Tommy A.	1972, '73	Pomeroy, Kyler	2002, '03
Nelson, Peyton	2000	Porter, A.W.	1926
Newland, Josh	2000	Porter, Tom	1947, '48, '49
Newman, Willie	1988	Pose, Scott	1987, '88, '89
Newton, C.B. Jr.	1958, '59	Potts, Thomas	1898
Nix, Bobby	1965	Powell, David	1982, '83
Nix, Lowell Edsel	1952, '53, '54	Pratt, Haas	2003, '04
Norcott, A.	1912, '13	Preston, Doyle	1993, '94
Norton, Delbert	1902	Pridemore, Harold C.	1951
Nutt, Jeff	2007, '08	Pryor, Michael Scott	1968, '69, '70, '71
Nye, Elmer Lloyd	1967	Pryor, Shap Hanner	1952, '53
Nye, Richie	1996	Ptak, V. James	1919, '20
Nye, Rodney	1998, '99	Pufall, Ed	1974, '75
<b>O</b>		Pugh, Dennis	1973, '74
Odom, Tony	1982	Pyle, Jason	2003
Oliver, Thomas P.	1929	<b>Q</b>	
Oquist, Mike	1987, '88, '89	Quarnstrom, Rob	1995, '96, '97, '98
Ormsby, Ban	1976	<b>R</b>	
Osborn, Donald Jr.	1965	Raether, Pete	1989, '91
Osmon, Scott	1989	Ragland, H.S.	1902
Overbey, Rogers	1955, '56, '57	Rankin, Jeremy	2000, 01
<b>P</b>		Ray, Johnny	1978, '79
Pagnozzi, Tom	1983	Rayder, Jan Wayne	1955, '56, '57
Palen, Mike	1992, '93	Raynor, Arthur	1927, '28, '29
Parker, Blake	2004, '05, '06	Reagan, Stephen Earl	1967, '68
Parker, Steve	1986	Reese, Ken	1987, '88
Parsons, Jeff	1993, '94, '95	Renfro, Elza	1924
Patterson, Dave	1985, '86	Reves, Arch	1905
Paul, Kortney	1991, '93	Reynolds, Ronn	1979, '80
Paulsen, Larry	1970, '71, '72, '73	Rhoades, Barton R.	1972
Payne, Buck	1916	Rhoads, Chris	2006, '07
Peace, John	1971	Rhodes, Dave	1977, '78
Pearson, Jeffrey Lynn	1964, '65, '66	Rice, Pat	1984, '85, '86
Pellow, Kit	1995, '96	Richards, Stephen	2007, '08
Perdue, Monroe	1922	Richardson, Bryant	1994
Peson, Robert	1988	Richardson, Derrick	1984, '85
Peters, Darrell	1959, '60	Richmond, Jonathan	2001, '02, '03
Peters, Tim	1986, '87	Riethmaier, Matt	1998, '99, 2000
Peters, Tony	1986	Riley, Justin	2000
Phelan, Brian	1996, '97	Rinehart, Jimmy Jarrell	1951, '52
Phillips, Jimmy	1987	Robbins	1905
		Roberts, Derek	1998

# All-Time Lettermen



## History/Records

Roberts, Norm	1982, '83, '84, '85	Shawgo, Jack Edwin	1949, '50
Robertson, O. Leland	1920, '22, '23	Sheredy, Kevin	1994, '95
Robinson, Mike	1981, '82, '83	Sherrill, Tim	1986, '87
Robison, Stephen	2004, '05, '06, '07	Shock, Billy	1980
Roby, Ellis	1983, '84, '85	Shoptaw, Britt	1988
Rock, Mike	1981, '82, '83	Sisco, Mike	1986, '87
Roehl, Scott	2001, '02, '03	Skeels, Andy	1986, '87
Rogers, Brian	1994, '95, '96, '97	Skeels, David	1992, '93, '94, '95
Rogers, Kenny	1980, '81	Skinner, Joe	2004
Rogers, Marty	1980, '81	Slembariski, Ron	1983
Rogers, Ted Don	1957	Smalling, Tim	2007, '08
Rogerson, J.B.	1920, '21	Smith, Austin	1925
Roller, Robert Michael	1966	Smith, C.S.	1913
Rose, Glen	1927, '28	Smith, Don Roy	1956, '57, '58
Rosson, Sam	1926	Smith, James Howard	1950, '51, '52
Rowlett, Casey	2004, '05	Smith, Jarrette Dean	1950
Rucker, Charles	1925	Smith, Josh	2005, '06
Rucker, Jeff	1924, '25, '26	Smith, Thurman Jr.	1970, '72, '73
Rucker, Paul	1934, '35	Smyor, C.P.	1898
Ruckerman, Charles	1923, '24, '25	Snowden, Greg	1973, '74
Ruder, Russ	1981	Soden, James Paul	1962, '63, '64
		Spence, Jeff	1977, '78
		Spence, Thad Burke	1948
		Spikes, James L.	1920, '21, '24
		Springston, Cliff	2008
		Stall, Carl	1992, '93
		Stafford, Joe Herman	1965, '66, '67
		Stallings, Matt	2004
		Standley, Billy Glenn	1967, '68, '69
		Stanley, J.H.	1905
		Stanley, John	1979, '80
		Stanley, Tom	1903, '06
		Starkey, Chuck	1980
		Stephens, Bob	1976
		Stephens, G.K.	1898
		Stephens, Jason	1996
		Stricklin, Clayborne Jr.	1968, '69



Jay Sawatski

## S

Sample, Charles	1910
Sawatski, Jay	2003, '04
Sayles, Rickey	1964
Schalchlin, George W.	1912
Schaufele, Louis J.	1949, '50, '51
Schmidt, Nick	2005, '06, '07
Schoonover, Wear	1929
Schrantz, Jeff	1981, '83
Scott, H.A.	1969, '70, '71
Scott, John T.	1902
Secrist, Brad	2007
Seibert, Shaun	2005, '06, '07, '08
Seward, Tim	1981, '82
Shaddy, Chris	1980, '81, '82

## T

Tabor, Scott	1979, '80, '81, '82
Taft, Steve	1990, '91, '93, '94
Talbot, Jeremy	1996
Tejcek, Jim	1989
Thomas	1902
Thomas, Don	1986, '87, '88, '89
Thomas, Everett William	1956, '57, '58
Thomas, O.C.	1912
Thomas, Reggie	1980, '81
Thomas, Richard	1992
Thomas, Tim	1989, '90, '92
Thomason, Dewey Jr.	1947, '48, '49, '50
Thomason, Joe Henry	1954, '55, '56
Thompson, Burl	1929
Thompson, Clark	1908
Thompson, Gerald	1978
Thompson, Henry	1976, '77, '78
Thorne, Matt	2000
Tidwell, Chad	1995, '96
Tiffie, Ronald C.	1966, '67, '68
Tisher, Mitch	2000
Todd, Jess	2007
Tompkins, C.H.	1909, '10, '11
Toops, Brady	2002, '03, '04
Trainor, Kendall	1986, '87, '88
Trapp, Charles	1930
Trigg, J.W.	1903
Trigg, Tom	1905
Trimble, Claud	1928, '29
Triplett, Gerald	1903
Troglin, Mike	1990
Tschepikow, Ben	2005, '06, '07, '08
Tucker, Jeff	1992
Tyra, John	1966, '67, '68

## V

Van Every, Lynn	1986
Van Horn, Dave	1982
Vann, S.	1910
Vaske, Terry	1992
Vent, Kevin	1998
Verhage, Terry	1968, '69, '70, '71
Vidmar, Ed	1980, '81
Villanueva, Eddie	1971
Vincenheller, G. Aston	1898, '1902
Vincent, Farrell	1971

## W

Wachter, Scott	1980, '81
Wagner, Matt	1991, '92
Wales, Ted	1970, '71, '72
Walker, Brian	2005, '06, '07
Walker, Brian	1992
Walker, Clint	1996
Walker, Doug	1991
Walker, Johnny	1975
Wallace, Ed	1978, '79
Wallace, George	1922
Wallace, Larry	1976, '77, '78, '79
Walling, David	1998, '99
Wanger, Fred	1969, '70
Ward, Jim	1982, '83, '84
Warram, James	1925

1989, '90, '91	Warrior, Manual
1988, '89	Washburn, Kyle
1992, '93	Washington, Fredy Lee
1909, '10	Watkins, David
1957, '58	Watkins, James
1911, '12, '13	Watts, Kern
1953	Watson, J.T.
1976	Watson, John R.
1988, '89, '90	Watson, Michael

## Y

1979, '80, '81, '82	Webb, Richard
1990, '91, '93, '94	Weckel, Wilfin R.
1996	Welker, Brad
1989	Wells, S.R.
1902	Welsh, Jack
1986, '87, '88, '89	Westerside, Kenneth
1956, '57, '58	Westphal, Robbie
1912	Wheller, Jerry Thomas
1980, '81	Whillock, Jack
1992	Whitaker, Ryan
1989, '90, '92	White, Justin
1947, '48, '49, '50	Whitekiller, Jerel
1954, '55, '56	Wild, Michael
1929	Wilkerson, Lyle Allen Jr.
1908	Wilkinson, Spencer
1978	Wilkins, Charles
1976, '77, '78	Willard, Matt
2000	Williams, Allen
1995, '96	Williams, Alvin Lee
1966, '67, '68	Williams, Chris
2000	Williams, Darrell Dean
2007	Williams, David Lee
1909, '10, '11	Williams, Jarrell
2002, '03, '04	Williams, L.J.
1986, '87, '88	Williams, Michael
1930	Williams, Paul
1903	Williams, Paul X
1905	Williams, Reggie
1928, '29	Williams, Robert James
1903	Willis, Billy Don
1990	Wimot, J.C.
2005, '06, '07, '08	Wilmith, John Alan
1992	Wilson, Andy
1966, '67, '68	Wilson, Doyle
	Wilson, Gary
	Wilson, Joe Bill
	Wilson, Roger
	Wilson, Tommy
	Wishy, Andrew
	Wofford, Tim
	Wood, David
	Wood, Roy
	Woodruff, Jim
	Woodruff, Patrick
	Woods, Jeremy
	Woods, Scott
	Workman, Richie
	Wright, A.E.
	Wright, Dan
	Wright, Myron Ernest
	Wyles, Bill

1978, '79	1905, '06, '08	1960, '61, '62	1981	1973	2007	1912	1997, '98, '99, '00	1954, '55	1961, '62	1962, '63, '64	1991, '92, '93	2004	1998	2006	1952, '53, '54	1987	1925, '26	2006, '07	1991, '92, '93, '94	1947, '48	2003	1960, '61, '62	1968, '69, '70, '71	1959, '60, '61	1919, '20, '21	1973, '74	1968, '69, '70, '71	1927, '28, '29	1995, '96	1949, '50, '51	1967, '68	1898	1968	1996	1985, '86	1982	1954	1988	1909, '10, '11	2001, '02, '03	1982, '83	1974	1912, '13	1970	2002	1995, '96	2001, '02	1993, '94, '95, '96	1909	1997, '98, '99	1964, '65, '66	1970, '71
-----------	----------------	----------------	------	------	------	------	---------------------	-----------	-----------	----------------	----------------	------	------	------	----------------	------	-----------	-----------	---------------------	-----------	------	----------------	---------------------	----------------	----------------	-----------	---------------------	----------------	-----------	----------------	-----------	------	------	------	-----------	------	------	------	----------------	----------------	-----------	------	-----------	------	------	-----------	-----------	---------------------	------	----------------	----------------	-----------

## Z

2003	1910, '11	1948	2000	1980, 81	1979, 80	1987, 88
Yost, Matt	Young, Clint	Young, Donald	Youngblood, Jon	Zacher, Todd	Zambrana, Luis	Zane, Kelly







## All-Time Year-by-Year

Year	Overall				Conference			Coach
	W	L	T	Pct.	W	L	Pct.	
1897	2	4	0	.333				None Appointed
1901	5	1	0	.833				None Appointed
1902	2	7	0	.222				None Appointed
1903	6	2	0	.750				None Appointed
1905	5	4	0	.556				None Appointed
1908	18	5	0	.783				Hugo Bezdek
1909	12	5	0	.705				Hugo Bezdek
1910	12	8	0	.600				Hugo Bezdek
1911	9	5	0	.791				Hugo Bezdek
1912	7	8	0	.467				Hugo Bezdek
1913	13	6	0	.684				Hugo Bezdek
1914	14	5	0	.737				E.T. Pickering
1915	19	7	0	.731				E.T. Pickering
1916	10	5	0	.667				T.T. McConnell
1919	5	3	0	.625				Claude Watts
1920	3	3	0	.500				Claude Watts
1922	0	6	0	.000	0	6	.000	Norman Coyle
1923	5	11	0	.313	2	5	.286	Francis Schmidt
1924	3	11	0	.214	0	8	.000	Francis Schmidt
1925	5	11	0	.313	1	11	.083	Francis Schmidt
1926	4	13	0	.235	1	10	.091	Francis Schmidt
1927	8	5	0	.615				Francis Schmidt
1928	7	6	0	.538				Francis Schmidt
1929	6	7	0	.461				Francis Schmidt
(Baseball discontinued 1930-46)								
1947	4	8	0	.333				Deke Brackett
1948	12	9	0	.571				Deke Brackett
1949	7	5	0	.538				Deke Brackett
1950	6	6	0	.500				Bill Ferrell
1951	10	7	0	.588				Bill Ferrell
1952	6	9	0	.400				Bill Ferrell
1953	7	11	0	.388				Bill Ferrell
1954	5	16	0	.238				Bill Ferrell
1955	11	11	0	.500				Bill Ferrell
1956	14	6	0	.700				Bill Ferrell
1957	6	7	0	.462				Bill Ferrell
1958	8	10	0	.444				Bill Ferrell
1959	6	8	0	.429				Bill Ferrell
1960	14	9	0	.609				Bill Ferrell
1961	9	8	0	.529				Bill Ferrell
1962	13	7	0	.650				Bill Ferrell
1963	13	10	0	.565				Bill Ferrell
1964	8	10	0	.444				Bill Ferrell
1965	3	14	0	.176				Bill Ferrell
1966	4	16	0	.200				Wayne Robbins
1967	15	14	0	.517				Wayne Robbins
1968	13	11	0	.541				Wayne Robbins
1969	18	10	0	.643				Wayne Robbins
1970	19	13	0	.594				Norm DeBriyn
1971	23	18	1	.560				Norm DeBriyn
1972	16	16	0	.500				Norm DeBriyn
1973	23	7	1	.758				Norm DeBriyn
1974	22	21	0	.512	9	15	.375	Norm DeBriyn
1975	20	22	0	.476	8	14	.364	Norm DeBriyn
1976	31	15	1	.670	12	12	.500	Norm DeBriyn
1977	33	18	0	.647	14	10	.583	Norm DeBriyn

Year	Overall				Conference			Coach
	W	L	T	Pct.	W	L	Pct.	
1978	31	13	0	.705	18	6	.750	Norm DeBriyn
1979	49	15	0	.766	19	5	.792	Norm DeBriyn
1980	44	22	0	.667	15	8	.652	Norm DeBriyn
1981	31	21	0	.596	12	9	.571	Norm DeBriyn
1982	40	15	2	.719	13	8	.619	Norm DeBriyn
1983	44	21	0	.677	13	8	.619	Norm DeBriyn
1984	40	16	0	.714	12	9	.571	Norm DeBriyn
1985	51	15	0	.773	13	7	.650	Norm DeBriyn
1986	43	17	0	.717	15	6	.714	Norm DeBriyn
1987	51	16	1	.757	17	4	.810	Norm DeBriyn
1988	39	23	0	.629	12	9	.571	Norm DeBriyn
1989	51	16	0	.761	17	4	.810	Norm DeBriyn
1990	47	15	0	.758	16	5	.762	Norm DeBriyn
1991	40	22	0	.645	10	11	.476	Norm DeBriyn
1992	31	26	0	.544	10	13	.436	Norm DeBriyn
1993	33	26	0	.559	11	16	.407	Norm DeBriyn
1994	30	27	0	.526	13	13	.500	Norm DeBriyn
1995	38	23	0	.623	13	15	.448	Norm DeBriyn
1996	39	20	0	.661	15	15	.500	Norm DeBriyn
1997	36	20	0	.643	15	14	.517	Norm DeBriyn
1998	38	21	0	.644	13	14	.481	Norm DeBriyn
1999	42	23	0	.646	22	8	.733	Norm DeBriyn
2000	24	30	0	.444	8	20	.286	Norm DeBriyn
2001	27	29	0	.482	11	19	.367	Norm DeBriyn
2002	35	28	0	.556	13	14	.481	Norm DeBriyn
2003	35	22	0	.614	14	16	.467	Dave Van Horn
2004	45	24	0	.652	19	11	.633	Dave Van Horn
2005	39	22	0	.639	13	17	.433	Dave Van Horn
2006	39	21	0	.650	18	12	.600	Dave Van Horn
2007	43	21	0	.672	18	12	.600	Dave Van Horn
2008	34	22	0	.586	14	15	.483	Dave Van Horn

## Team Records - Season

All-Time Record/Seasons: 1,788-1,154-6 (.607)/86

All-Time Conference Record/Seasons:

Southeastern Conference - 240-244 (.496)/17

Southwest Conference - 249-190 (.567)/23

Combined - 489-434 (.530)/40

## Razorback All-Time Head Coaching Records

Coach	W	L	T	Pct.	Tenure (Yrs.)
None	20	18	0	.527	1897-1905 (23)
Hugo Bezdek	81	37	0	.704	1908-13 (6)
E.T. Pickering	23	12	0	.657	1914-15 (2)
T.T. McConnell	10	5	0	.667	1916 (1)
Claude Watts	8	6	0	.571	1919-20 (2)
Norman Coyle	0	6	0	.000	1922 (0)
Francis Schmidt	38	64	0	.373	1923-29 (7)
Deke Brackett	23	22	0	.511	1947-49 (3)
Bill Ferrell	139	149	0	.483	1950-65 (16)
Wayne Robbins	50	51	0	.495	1966-69 (4)
Norm DeBriyn	1,161	650	6	.640	2002 (33)
Dave Van Horn	235	134	0	.637	2003-Present
<b>Totals</b>	<b>1,788</b>	<b>1,154</b>	<b>6</b>	<b>.607</b>	

# Team Records



## TEAM BATTING

### Batting Average

Season:

Rank	Total	Year/Games
1.	.341	1997 / 56
2.	.334	1984 / 56
3.	.326	1987 / 68
4.	.325	1990 / 62
5.	.321	1985 / 66
6.	.316	1998 / 59
7.	.313	1996 / 59
8.	.3123	1982 / 57
9.	.3122	1981 / 52
10.	.309	1973 / 28

### At Bats

Game: 67, Texas A&M - 5/5/89

Season:

Rank	Total	Year / Games	Avg./Gm
1.	2402	2004 / 69	34.81
2.	2339	1999 / 65	35.985
3.	2273	1987 / 68	33.43
4.	2233	1989 / 67	33.33
5.	2203	2007 / 64	34.42
6.	2192	1985 / 66	33.21
7.	2187	2002 / 63	34.71
8.	2123	1996 / 59	35.983
9.	2119	2005 / 61	34.73
10.	2118	1997 / 56	37.82

### Runs

Inning: 12, ORU (6th) - 4/20/93;  
Siena (7th) - 3/8/08

Game: 33, SW Baptist - 3/21/84

Season:

Rank	Total	Year / Games	Avg./Gm
1.	589	1997 / 56	10.52
2.	575	1987 / 68	8.46
3.	543	1985 / 66	8.23
4.	529	1999 / 65	8.14
5.	498	1998 / 59	8.44
6.	482	1988 / 62	7.77
7.	481	2007 / 64	7.52
8.	477	1996 / 59	8.08
9.	466	1989 / 67	8.96
10.	457	1986 / 60	7.62

### Hits

Game: 32, SW Baptist - 3/21/84

Season:

Rank	Total	Year / Games	Avg./Gm
1.	740	1987 / 68	10.88
2.	723	1997 / 56	12.91
3.	705	1999 / 65	10.85
4.	704	1985 / 66	10.66
5.	697	2004 / 69	10.10
6.	686	1989 / 67	10.24
7.	666	1998 / 59	11.29
8.	655	1996 / 59	11.10
9.	643	2005 / 61	10.54
10.	642	1995 / 61	10.52

## Doubles

Game: 11, Texas Tech - 4/13/85

Season:

Rank	Total	Year / Games	Avg./Gm
1.	172	1987 / 68	2.53
2.	168	1997 / 56	3.00
3.	153	1999 / 65	2.35
4.	142	1998 / 59	2.41
	142	1989 / 67	2.12
6.	139	1985 / 66	2.11
7.	135	2007 / 64	2.11
8.	133	2005 / 61	2.18
9.	127	1996 / 59	2.15
10.	126	2004 / 69	1.83

## Triples

Game: 5, 3x, last vs. Memphis - 2/20/87

Season:

Rank	Total	Year / Games	Avg./Gm
1.	40	1979 / 64	.325
2.	38	1994 / 57	.667
	38	1987 / 68	.559
	38	1983 / 65	.585
5.	35	1989 / 67	.522
	35	1980 / 66	.530
7.	34	1993 / 59	.576
	34	1990 / 62	.548
	34	1984 / 56	.607
10.	34	1985 / 66	.515

## Home Runs

Game: 8, ORU - 4/12/05

Season:

Rank	Total	Year / Games	Avg./Gm
1.	84	1999 / 65	1.29
2.	80	1997 / 56	1.43
3.	77	2008 / 58	1.32
4.	75	2007 / 64	1.17
5.	74	1985 / 66	1.15
6.	71	1998 / 59	1.20
7.	70	1987 / 68	1.03
8.	64	2006 / 60	1.07
	64	1988 / 62	1.03
10.	57	1980 / 66	0.86

## RBI

Game: 30, South Carolina - 3/30/97

Season:

Rank	Total	Year / Games	Avg./Gm
1.	525	1997 / 56	9.38
2.	498	1987 / 68	7.32
3.	473	1999 / 65	7.28
4.	470	1985 / 66	7.12
5.	459	1998 / 59	7.78
6.	433	2007 / 64	6.77
7.	420	1996 / 59	7.12
8.	417	1988 / 62	6.73
9.	416	1986 / 60	6.93
10.	405	1989 / 67	6.04



Danny Hamblin bashed a career-high three home runs on April 12, 2005, at Oral Roberts as the Razorbacks set a team record with eight home runs in the game.







## Walks

Game: 16, Northwest Missouri State  
- 3/4/85; UTSA - 2/11/96;  
Alabama - 5/5/06

Season:

Rank	Total	Year / Games	Avg./Gm
1.	361	1985 / 66	5.47
2.	355	1987 / 68	5.22
3.	325	1999 / 65	5.00
4.	309	1990 / 62	4.98
5.	304	2004 / 69	4.41
6.	301	1988 / 62	4.85
7.	290	1983 / 65	4.46
	290	1989 / 67	4.33
9.	288	2007 / 64	4.50
10.	280	1992 / 57	4.91

## Total Bases

Season:

Rank	Total	Year / Games	Avg./Gm
1.	1198	1987 / 68	17.62
2.	1189	1997 / 56	21.23
3.	1133	1985 / 66	17.17
4.	1124	1999 / 65	17.29
5.	1047	1998 / 59	17.75
6.	1012	1989 / 67	15.10
7.	1008	2007 / 64	15.75
7.	1004	2004 / 69	14.55
8.	985	1988 / 62	15.89
9.	972	1980 / 66	14.73
10.	969	1990 / 62	15.63

## Strikeouts

Game: 25, Auburn - 5/19/94

Season:

Rank	Total	Year / Games	Avg./Gm
1.	482	2007 / 64	7.53
2.	462	2002 / 63	7.33
3.	454	2006 / 60	7.57
4.	451	2004 / 69	6.54
5.	441	1999 / 65	6.78
6.	439	2008 / 58	7.57
7.	400	1994 / 57	7.02
8.	386	2005 / 61	6.33
9.	374	1998 / 59	6.34
10.	370	2003/57	6.49

## Stolen Bases

Game: 12, Central Missouri St. - 2/28/92

Season:

Rank	Total	Year / Games	Avg./Gm
1.	155	1983 / 65	2.38
2.	142	1982 / 57	2.49
3.	136	1999 / 65	2.09
4.	133	1995 / 61	2.18
5.	123	1987 / 68	1.81
6.	119	1994 / 57	2.09
7.	117	1990 / 62	1.89
8.	115	1993 / 59	1.95
	115	1989 / 67	1.72
10.	112	2004 / 69	1.62
	112	1992 / 57	1.96

## Slugging Percentage

Season:

Rank	Total	Year / Games
1.	.561	1997 / 56
2.	.527	1987 / 68
3.	.517	1985 / 66
4.	.504	1984 / 56
5.	.496	1998 / 59
6.	.488	1988 / 62
7.	.486	1990 / 62
8.	.485	1986 / 60
9.	.481	1999 / 65
10.	.480	1980 / 66

## Sacrifice Hits

Season:

Rank	Total	Year / Games
1.	48	2004 / 69
2.	45	1995 / 61
	45	1982 / 57
4.	44	1987 / 68
5.	42	1976 / 47
6.	40	2008 / 58
7.	39	2006 / 60
8.	38	2007 / 64
	38	2003 / 57
	38	1992 / 57

## Sacrifice Flies

Season:

Rank	Total	Year / Games
1.	42	1995 / 61
2.	40	1986 / 60
3.	37	1991 / 62
	37	1989 / 67
5.	34	2007 / 64
	34	2004 / 69

7.	32	2005 / 61
	32	1988 / 62
9.	31	1998 / 59
	31	1987 / 68

## Hit By Pitch

Season:

Rank	Total	Year / Games
1.	107	2007 / 64
2.	94	2003 / 57
3.	90	1999 / 65
4.	89	2002 / 63
5.	74	2005 / 61
6.	72	2000 / 64
7.	68	2004 / 69
	68	1998 / 59
9.	61	2001 / 56
	61	1996 / 59

## TEAM PITCHING

### Innings Pitched

Game: 17.0, Auburn - 5/19/94

Season:

Rank	Total	Year / Games
1.	621.1	2004 / 69
2.	578.0	1999 / 65
3.	576.0	1989 / 67
4.	567.1	1987 / 68
5.	569.0	2007 / 64
6.	565.0	2002 / 63
7.	546.1	1986 / 60
8.	540.1	2005 / 61
9.	536.1	1995 / 61
10.	536.0	2006 / 60



Duke Welker posted a 7-5 record with a 3.59 ERA and 80 strikeouts in 97.2 innings in 2007. He was a second-round draft pick of the Pittsburgh Pirates in the Major League Draft.

# Team Records



## ERA (Lowest)

Rank	Total	Year / Games
1.	2.74	1976 / 47
2.	2.84	1977 / 51
3.	2.96	1971 / 41
4.	3.00	1982 / 57
	3.00	1968 / 28
6.	3.02	1979 / 64
7.	3.18	1973 / 31
8.	3.38	1989 / 67
9.	3.46	1978 / 44
10.	3.59	1991 / 62

## ERA (Highest)

Rank	Total	Year / Games
1.	6.27	2000 / 54
2.	6.20	1997 / 56
3.	5.90	1992 / 57
4.	5.43	1988 / 62
5.	5.28	1998 / 59
6.	5.12	1999 / 65
7.	5.05	1994 / 57
8.	4.75	1995 / 61
9.	4.92	2008 / 58
10.	4.64	2001 / 56

## Strikeouts

Game: 17, at Long Beach State - 3/5/99;  
South Carolina - 5/24/07

### Season:

Rank	Total	Year / Games	Avg./Gm
1.	565	2007 / 64	8.83
2.	554	1999 / 65	8.63
3.	506	1995 / 61	8.49
4.	496	1987 / 68	7.87
5.	495	1989 / 67	7.73
6.	480	1998 / 59	8.30
7.	453	2006 / 60	7.62
8.	448	2004 / 69	6.49
9.	445	2008 / 58	7.67
10.	434	1996 / 59	7.48

## Walks

Game: 14, Oklahoma St. - 4/4/89

### Season:

Rank	Total	Year / Games	Avg./Gm
1.	315	1987 / 68	5.00
2.	314	1988 / 62	5.56
3.	297	1999 / 65	4.62
4.	295	1994 / 57	5.13
5.	290	1985 / 66	4.78
6.	287	1980 / 66	5.16
7.	275	1979 / 64	4.91
8.	264	1995 / 61	4.43
9.	263	2000 / 54	4.97
10.	254	1982 / 57	5.11



Jess Todd fanned 128 in 2007, which is tied for the third-most in a single season. He led the Hogs' squad that set the school record with 565 strikeouts as a team.

## Runs Allowed

Game: 25, Oklahoma State - 1948

### Season:

Rank	Total	Year / Games	Avg./Gm
1.	416	2000 / 54	7.86
2.	405	1997 / 56	7.44
3.	397	1999 / 65	6.18
4.	366	1998 / 59	6.33
5.	355	1994 / 57	6.18
6.	353	1992 / 57	6.60
7.	348	1988 / 62	6.16
8.	344	1987 / 68	5.46
	344	2008 / 58	5.93
10.	339	2004 / 69	4.91

## Earned Runs Allowed

### Season:

Rank	Total	Year / Games	Avg./Gm
1.	338	1997 / 56	6.21
2.	332	2000 / 54	6.27
3.	329	1999 / 65	5.12
4.	316	1992 / 67	5.90
5.	307	1988 / 62	5.43
6.	305	1998 / 57	5.28
7.	290	1994 / 57	5.05
8.	283	1995 / 61	4.75
	283	2008 / 58	4.88
10.	281	1987 / 68	4.46

## Hits Allowed

### Season:

Rank	Total	Year / Games	Avg./Gm
1.	686	2004 / 69	9.93
2.	624	2002 / 63	9.94
3.	590	1987 / 68	9.36
4.	581	1997 / 56	10.67
5.	579	1999 / 65	9.02
6.	568	2000 / 54	10.73
7.	567	1985 / 66	9.34
8.	562	1994 / 57	9.78
9.	557	2003 / 57	9.76
10.	552	2005 / 61	9.19

## Complete Games

### Season:

Rank	Total	Year / Games
1.	34	1980 / 66
2.	32	1979 / 64
3.	30	1982 / 57
4.	29	1974 / 43
5.	27	1976 / 47
6.	21	1981 / 52
7.	18	1973 / 31
8.	16	1984 / 56
9.	15	1970 / 32
	15	1992 / 57

## Shutouts

### Season:

Rank	Total	Year / Games
1.	13	1977 / 51
2.	9	1976 / 47
	9	1978 / 44
	9	1979 / 64
	9	1980 / 66
6.	8	1986 / 60
7.	6	1982 / 57
	6	1989 / 67
10.	7	2007 / 64

## Saves

### Season:

Rank	Total	Year / Games
1.	19	2006 / 60
2.	17	1989 / 67
3.	16	1987 / 68
	16	2004 / 69
5.	15	1995 / 61
	15	1990 / 62
7.	14	2002 / 63
	14	1998 / 59
	14	1985 / 66
10.	13	2005 / 61
	13	1991 / 62

## Consecutive Shutouts

4 - 1980 (March 15-16 - 2 DHs)





**TEAM FIELDING****Percentage***Season: .974 - 1989***Assists***Game: 24, Auburn - 5/19/94**Season: 721 - 1991***Putouts***Game: 51, Auburn - 5/19/94**Season: 1728 - 1989***Errors***Game: 7, Buena Vista - 1952; Kansas St. - 2/26/94; Auburn - 3/19/00; La. Tech - 3/20/01**Season: 115 - 1983***Double Plays***Game: 4, 17 times; last time at Georgia - 4/22/07**Season: 77 - 1985***Triple Plays***Game: 1, 2B Brett Harrison to SS Jim Ward to 1B Ralph Kraus vs. Texas (1983 SWC Tourn.); 2B Mark Burnett to SS Joe Jester to 1B Rodney Nye vs. Auburn (SEC Tournament) - 5/17/98***TEAM MISCELLANEOUS****Longest Game***17 innings, Auburn - 5/19/94***Longest Game: Time***5:57, vs Texas A&M (16 inn) - 5/5/89***Most Runs: Both Teams***37, Arkansas 33, Southwest Baptist 4 - 3/21/84; Arkansas 30, South Carolina 7 - 3/30/97***Most Runners Left on Base***19, vs. Tennessee - 4/20/02***Most Wins***Season: 51 - 1985, 1987, 1989***Most Losses***Season: 30 - 2000***Most Consecutive Wins***18 - 2/7/96-3/5/96***Most Consecutive Losses***8 - 4/21/93-5/1/93; 3/24/00-4/9/00***Most Consecutive SEC Wins***10 - 3/21/99-4/11/99***Most Consecutive SEC Losses***18 - 3/12/00-4/28/00***Most Wins to Start Season***18 - 2/7/96-3/5/96***Most SEC Wins***Season: 22 - 1999***Most Conference (SEC) Losses***Season: 20 - 2000***ATTENDANCE****Home Game***(Regular Season - tickets sold)  
10,727 vs. LSU - 5/5/07***Home Game***(Regular Season - actual)  
10,581 vs. LSU - 5/5/07***Home Series (tickets sold)***30,564 vs. LSU (three dates) -  
5/4/07 - 5/6/07***Home Series (actual)***29,931 vs. LSU (three dates) -  
5/4/07 - 5/6/07***Home Total Season (tickets sold)***266,270 (33 dates) - 2007***Home Total Season (actual)***198,218 (33 dates) - 2007***Home Average Season (tickets sold)***8,069 (33 dates) - 2007 -NCAA Record***Home Average Season (actual)***6,007 (33 dates) - 2007***NCAA Postseason Game***10,027 vs. Florida State  
(NCAA Super Regional at  
Fayetteville, Ark.) - 6/12/04***Attendance: All Games***22,487 vs. Texas (College World Series)-  
6/18/2004*

Crowds filled Baum Stadium at a record pace in 2007 as the Razorbacks set a school record with 266,270 (8,069 pre game) tickets sold and 198,218 (6,007) in actual attendance.

# Individual Records



## INDIVIDUAL BATTING

### Games

*Season:* 68, Haas Pratt, Casey Rowlett - 2004

*Career:* 246, Danny Hamblin - 2004-07

### Batting Average

*Season:* .425, Jeremy Jackson - 1997

*Career:* .377, Matt Erickson - 1995-97

### At Bats

*Game:* 9, Scott Pose, Greg D'Alexander vs. Texas A&M - 5/5/89

*Season:* 269, Rodney Nye - 1999

*Career:* 940, Danny Hamblin - 2004-07

### Runs

*Game:* 6, Todd Zacher vs. W. Michigan - 2/28/81; Jeremy Jackson vs. Northeastern (Okla.) State - 4/16/97

*Season:* 87, Eric Hinske - 1997

*Career:* 241, Ryan Lundquist - 1996-99

### Hits

*Game:* 6, Jeff King vs. Houston - 4/14/84;

Kenderick Moore vs. Alabama - 5/20/95;

Jason McConnell vs. Vanderbilt - 3/16/97;

Jeremy Jackson vs. NE (Okla.) State - 4/16/97

*Season:* 97, Matt Erickson - 1996

*Career:* 288, Ryan Lundquist - 1996-99

### Doubles

*Game:* 4, Rodney Nye vs. Louisiana Tech - 3/31/98

*Season:* 28, Jim Kremers - 1987

*Career:* 68, Ryan Lundquist - 1996-99

### Triples

*Game:* 2, by many; last by Ryan Fox vs. Georgia - 4/6/03

*Season:* 12, Troy Eklund - 1989; Johnny Ray - 1979

*Career:* 20, Ty Bilderback - 1992-95

### Home Runs

*Game:* 3, Greg Snowden vs. Rice - 1974; Kevin McReynolds vs. TCU - 4/27/80;

Scott Epps vs. SMS - 4/30/92; Ryan

Lundquist vs. Central Missouri St.

- 3/4/97; Rodney Nye at South

Carolina - 5/16/99; Danny Hamblin

vs. ORU - 4/12/05; Aaron Murphree

vs. Siena - 3/7/08; Tim Smalling at

Mississippi - 4/26/08

*Season:* 24, Ryan Lundquist - 1997

*Career:* 57, Danny Hamblin - 2004-07



*Casey Coon proved to be a clutch hitter and run producer with the Razorbacks. In 2007 he drove in 71 runs, which led the team, ranked third in the SEC and tied for the eighth most in a single season in Arkansas history.*

### RBI

*Game:* 9, Ryan Lundquist vs. Central Missouri State - 3/4/97

*Season:* 82, Jeff King - 1985

*Career:* 232, Ryan Lundquist - 1996-99

### Walks

*Game:* 5, Jim Kremers vs. Northwest Missouri State - 3/4/85; Jake

Dugger vs. Alabama - 5/5/06

*Season:* 68, Scott Loseke - 1983

*Career:* 163, Jake Dugger - 2004-07

### Strikeouts

*Game:* 5, Ty Bilderback, Jeff Parsons vs. Auburn - 5/19/94

*Season:* 73, Brian Kirby - 1999

*Career:* 235, Danny Hamblin - 2004-07

### Stolen Bases

*Game:* 4, four times; last by Logan Forsythe vs. Ole Miss - 5/19/07

*Season:* 42, Scott Loseke - 1983

*Career:* 95, Kenderick Moore - 1992-96

### Total Bases

*Game:* 15, Ryan Lundquist vs. Central Missouri State - 3/4/97

*Season:* 190, Ryan Lundquist - 1997

*Career:* 538, Ryan Lundquist - 1996-99

### Extra Base Hits

*Game:* 4, Ralph Kraus vs. TCU - 4/19/85;

Kirk Piskor vs. Wis.-Oshkosh -

3/19/90; Greg D'Alexander vs. Indiana

St. - 4/1/90; Ryan Lundquist vs.

Central Missouri St. - 3/4/97; Rodney

Nye vs. La. Tech - 3/31/98; Danny

Hamblin at ORU - 4/12/05

*Season:* 50, Andy Skeels - 1987

*Career:* 131, Ryan Lundquist - 1996-99

### Slugging Percentage

*Season:* .819, Ryan Lundquist - 1997

*Career:* .694, Jeff King - 1984-86

### Hit By Pitch

*Game:* 3, Judd Kindle vs. Kansas St.

- 3/10/03; Jack Welsh vs. Centenary

- 3/1/00, vs. Florida - 3/25/00

*Season:* 22, Joe Jester - 1999

*Career:* 52, Jack Welsh - 1997-2000

### Sacrifice Hits

*Game:* 2, by many; last by Scott Lyons at Florida - 4/13/08

*Season:* 11, Jeff Houck - 1992

*Career:* 36, Jeff Houck - 1990-93

### Sacrifice Flies

*Game:* 2, nine times; last by Eric Hinske vs. Missouri Southern - 2/11/97

*Season:* 12, Greg D'Alexander - 1989

*Career:* 20, Greg D'Alexander - 1987-90





**INDIVIDUAL PITCHING****Wins**

*Season:* 13, Rich Erwin - 1979; Steve Krueger - 1980  
*Career:* 34, Scott Tabor - 1979-82

**Appearances**

*Season:* 36, Phillip Stidham - 1989, 1991  
*Career:* 105, Phillip Stidham - 1989-91

**Innings Pitched**

*Game:* 11.2, Charlie Corbell vs. Rice - 1983  
*Season:* 124.0, Rich Erwin - 1979 & Nick Schmidt 2007  
*Career:* 383.1, Charley Boyce - 2003-06

**Strikeouts**

*Game:* 17, Jess Todd vs. South Carolina (SEC Tournament) - 5/24/07  
*Season:* 155, David Walling - 1999  
*Career:* 345, Nick Schmidt - 2005-07

**Walks**

*Game:* 9, John Cebuhar vs. Missouri - 4/27/88; Steve Parker vs. Rice - 3/15/86  
*Season:* 73, John Cebuhar - 1987  
*Career:* 165, Barry Lunney - 1993-97

**ERA**

*Season:* 0.95, Phillip Stidham - 1990  
*Career:* 1.62, Phillip Stidham - 1989-91

**Saves**

*Season:* 12, Tim Deitz - 1985; Phillip Stidham - 1989  
*Career:* 33, Phillip Stidham - 1989-91

**Games Started**

*Season:* 19, Charley Boyce and Clint Brannon, 2004  
*Career:* 55, Charley Boyce - 2003-06

**Complete Games**

*Season:* 11, Steve Krueger - 1979, 1980  
*Career:* 28, Scott Tabor - 1979-82

**INDIVIDUAL FIELDING****Putouts**

*Game:* 19, Dave Patterson vs. Evansville - 1986  
*Season:* 560, Dave Patterson - 1986  
*Career:* 1,301, Danny Hamblin - 2004-07

**Assists**

*Game:* 9, Seven times, last by Nick Pitts vs. Kentucky - 3/28/03  
*Season, infielder:* 195, Brett Harrison - 1983  
*Season, outfielder:* 11, Jay Carpenter - 1988  
*Career:* 539, Tim Thomas - 1989-92

**Errors**

*Game:* 4, Chris Shaddy vs. TCU - 4/27/80  
*Season:* 28, Jason McConnell - 1996  
*Career:* 57, Allen Williams - 1991-94

**INDIVIDUAL MISCELLANEOUS****Longest Hit Streak**

30 games, Randy Bobb - 1987

**Consecutive Hits**

10, Craig Gentry - 2005

**Consecutive Steals**

37, Chris Clark - 1994-97

**Fewest Strikeouts (min. 200 AB)**

6, Keith Longoria (202 AB) - 1982

**Consecutive Strikeouts (start game)**

9, Jess Todd - vs. South Carolina - 5/24/07

**Consecutive Batters Retired**

20, Tim Deitz vs. Texas A&M -1983;  
 Richie Nye vs. Iowa State - 1996

**Consecutive Scoreless Innings Pitched**

29.0, David Walling - 1998

**Fewest Walks: Season (min. 30 IP)**

5, Jarrett Gardner (93.1 IP - 2003)

**Fewest Hits: Season (min. 30 IP)**

12, Bill Bakewell (31 IP), 1977

**Fewest Runs, Season (min. 30 IP)**

7, Bill Bakewell (31 IP), 1977

**Fewest Earned Runs**

*Season (min. 30 IP)*  
 4, Bill Bakewell (31 IP), 1977

**Most Defeats**

*Season*  
 10, Charley Boyce - 2005

**Longest Relief Appearance**

9.0 IP, Les Lancaster vs. Oral Roberts - 5/9/82

**Best Winning Pct. by Pitcher (min. 10 decisions)**

1.000, Steve Krueger (13-0) - 1980



Craig Gentry patrolled the Razorbacks' outfield in 2005 and 2006. He set the Arkansas record for most consecutive hits with 10 in 2005.

# Career Batting Records



## Games

G	Player	Years
1. 246	Danny Hamblin	2004-07
2. 242	Kenderick Moore	1992-96
3. 239	Jake Dugger	2004-07
4. 236	Jeff Houck	1990-93
5. 234	Don Thomas	1986-89
6. 232	Ryan Lundquist	1996-99
7. 228	Brian Kirby	1998-01
8. 226	Ralph Kraus	1983-86
9. 223	Greg D'Alexander	1987-90
223	Troy Eklund	1986-89

## Batting Average (300 AB)

AVG	Player	Years
1. .377	Matt Erickson	1995-97
2. .373	Dave Patterson	1985-86
3. .372	Jeff King	1984-86
4. .358	Andy Skeels	1986-87
5. .356	Randy Bobb	1987-88
6. .350	Jeff Hoeffler	2000-01
7. .349	Mark Johnson	1990-91
8. .348	Ryan Hinske	1996-98
9. .343	Scott Loseke	1982-83
10. .342	Kit Pellow	1995-96
.342	Reggie Thomas	1980-81

## At Bats

AB	Player	Years
1. 940	Danny Hamblin	2004-07
2. 880	Kenderick Moore	1992-96
3. 874	Ryan Lundquist	1996-99
4. 863	Jake Dugger	2004-07
5. 776	Scott Hode	2002-05
6. 770	Jeff Houck	1990-93
7. 769	Allen Williams	1991-94
8. 766	Brian Kirby	1998-01
9. 759	Jack Welsh	1997-00
10. 750	Clay Goodwin	2002-05

## Hits

H	Player	Years
1. 288	Ryan Lundquist	1996-99
2. 284	Danny Hamblin	2004-07
3. 282	Kenderick Moore	1992-96
4. 260	Matt Erickson	1995-97
5. 247	Allen Williams	1991-94
6. 245	Ralph Kraus	1983-86
7. 243	Greg D'Alexander	1987-90
8. 242	Jake Dugger	2004-07
9. 237	Jeff King	1984-86
10. 229	Jack Welsh	1997-00

## Singles

1B	Player	Years
1. 209	Kenderick Moore	1992-96
2. 183	Matt Erickson	1995-97
3. 176	Jeff Houck	1990-93
4. 165	Jack Welsh	1997-00
5. 163	Danny Hamblin	2004-07
6. 162	Jake Dugger	2004-07
7. 157	Clay Goodwin	2002-05
157	Ryan Lundquist	1996-99
9. 150	Allen Williams	1991-93
10. 149	Scott Hode	2002-05
149	Ralph Kraus	1983-86

## Doubles

2B	Player	Years
1. 68	Ryan Lundquist	1996-99
2. 62	Matt Erickson	1995-97
3. 61	Danny Hamblin	2004-07
4. 60	Allen Williams	1991-94
5. 58	Brian Kirby	1998-01
58	Jim Kremers	1985-88
58	Ralph Kraus	1983-86
8. 56	Greg D'Alexander	1987-90
56	Jeff King	1984-86
10. 55	Eric Hinske	1996-98
55	John Hennell	1978-81

## Triples

3B	Player	Years
1. 20	Ty Bilderback	1992-95
2. 19	Allen Williams	1991-94
3. 18	Norm Roberts	1982-85
4. 17	Troy Eklund	1986-89
17	Ralph Kraus	1983-86
6. 15	Jason McConnell	1995-97
7. 14	Scott Epps	1989-92
14	Kevin McReynolds	1979-81
14	Johnny Ray	1978-79
10. 13	Kenderick Moore	1992-96
13	Bubba Carpenter	1988-91
13	John Hennell	1978-81

## Home Runs

HR	Player	Years
1. 57	Danny Hamblin	2004-07
2. 56	Ryan Lundquist	1996-99
3. 42	Jeff King	1984-86
4. 39	Brian Kirby	1998-01
5. 35	Greg D'Alexander	1987-90
35	Rodney Nye	1998-99
7. 34	Jake Dugger	2004-07
8. 33	Ryan Fox	2001-03
33	Kevin McReynolds	1979-81
10. 32	Troy Eklund	1986-89

## Slugging Percentage

SLG	Player	Years
1. .695	Jeff King	1984-86
2. .681	Andy Skeels	1986-87
3. .642	Kevin McReynolds	1979-81
4. .632	Rodney Nye	1998-99
5. .616	Ryan Lundquist	1996-99
6. .608	Eric Hinske	1996-98
7. .587	Norm Roberts	1982-85
8. .578	Greg D'Alexander	1987-90
9. .575	Kit Pellow	1995-96
10. .567	Kelly Zane	1987-88

## Runs

R	Player	Years
1. 241	Ryan Lundquist	1996-99
2. 212	Jack Welsh	1997-00
3. 204	Kenderick Moore	1992-96
5. 202	Danny Hamblin	2004-07
6. 193	Allen Williams	1991-94
7. 188	Matt Erickson	1995-97
8. 182	Jake Dugger	2004-07
182	Troy Eklund	1986-89
10. 178	Eric Hinske	1996-98
178	Jeff King	1984-86

## RBI

RBI	Player	Years
1. 233	Ryan Lundquist	1996-99
2. 219	Danny Hamblin	2004-07
3. 204	Jeff King	1984-86
4. 184	Greg D'Alexander	1987-90
5. 180	Troy Eklund	1986-89
6. 173	Eric Hinske	1996-98
173	Jim Kremers	1985-88
8. 165	Brian Kirby	1998-01
9. 159	Jake Dugger	2004-07
10. 153	Allen Williams	1991-94

## Total Bases

TB	Player	Years
1. 538	Ryan Lundquist	1996-99
2. 522	Danny Hamblin	2004-07
3. 443	Jeff King	1984-86
4. 416	Greg D'Alexander	1987-90
5. 400	Kenderick Moore	1992-96
400	Ralph Kraus	1983-86
7. 399	Allen Williams	1991-94
8. 394	Jake Dugger	2004-07
9. 388	Brian Kirby	1998-01
10. 386	Troy Eklund	1986-89

## Extra-Base Hits

EBH	Player	Years
1. 131	Ryan Lundquist	1996-99
2. 121	Danny Hamblin	2004-07
3. 110	Jeff King	1984-86
4. 98	Brian Kirby	1998-01
5. 97	Allen Williams	1991-94
97	Greg D'Alexander	1987-90
7. 96	Ralph Kraus	1983-86
8. 93	Troy Eklund	1986-89
9. 91	Eric Hinske	1996-98
10. 88	Jim Kremers	1985-88

## Stolen Bases

SB	Player	Years
1. 95	Kenderick Moore	1992-96
2. 72	Scott Bridges	2002-05
3. 71	Allen Williams	1991-94
4. 68	Scott Pose	1987-89
5. 65	Jeff Houck	1990-93
6. 63	Jeff Parsons	1993-95
7. 57	Scott Loseke	1982-83
8. 50	Scott Bridges	2002-05
50	Jack Welsh	1997-00
10. 49	Mark Johnson	1990-91

## Walks

BB	Player	Years
1. 163	Jake Dugger	2004-07
2. 156	Tim Thomas	1989-92
3. 129	Allen Williams	1991-94
4. 121	Danny Hamblin	2004-07
121	Bubba Carpenter	1988-91
6. 120	Jeff Houck	1990-93
7. 110	Scott Pose	1987-89
8. 106	Jeff Parsons	1993-95
9. 104	Jim Kremers	1985-88
104	Jeff King	1984-86
104	Ralph Kraus	1983-86

## Strikeouts

K	Player	Years
1. 235	Danny Hamblin	2004-07
2. 224	Brian Kirby	1998-01
3. 211	Jake Dugger	2004-07
4. 168	Ryan Lundquist	1996-99
5. 151	Ryan Fox	2001-03
6. 138	Jack Welsh	1997-00
7. 137	Tim Thomas	1989-92
8. 132	Brian Walker	2005-07
9. 127	Scott Hode	2002-05
10. 126	Scott Bridges	2002-05

## Sacrifice Hits

SH	Player	Years
1. 36	Jeff Houck	1990-93
2. 22	Scott Hode	2002-05
3. 18	Scott Bridges	2002-05
18	Tim Thomas	1989-92
18	Don Thomas	1986-89
6. 17	Allen Williams	1991-94
7. 15	Sean Jones	2007-08
15	Kirk McConnell	2002-03
15	Jeff Parsons	1993-95
10. 14	Matt Erickson	1995-97
14	Ron Moore	1989-91
14	Scott Pose	1987-89

## Sacrifice Flies

SF	Player	Years
1. 20	Greg D'Alexander	1987-90
2. 18	Jeff King	1984-86
3. 16	Danny Hamblin	2004-07
4. 15	Kenderick Moore	1992-96
15	Allen Williams	1991-94
6. 13	Troy Eklund	1986-89
13	Jack Welsh	1997-00
8. 12	Eric Hinske	1996-98
12	Kyle Harris	1992-94
12	Scott Hode	2002-05

## Hit By Pitch

HBP	Player	Years
1. 52	Jack Welsh	1997-00
2. 48	Ryan Lundquist	1996-99
3. 34	Kenderick Moore	1992-96
4. 33	Joe Jester	1997-99
5. 32	Brady Toops	2002-04
6. 29	Scott Bridges	2002-05
29	Casey Coon	2007-08
8. 28	Jake Dugger	2004-07
27	Michael Conner	2001-02
10. 26	Ryan Fox	2001-03







## Season Batting Records

## Games Played

GP	Player	Years
1. 68	Haas Pratt	2004
68	Casey Rowlett	2004
3. 67	Jake Dugger	2004
67	Jim Kremers	1987
67	Andy Skeels	1987
67	Kelly Zane	1987
7. 66	Greg D'Alexander	1989
66	Troy Eklund	1989
66	Scott Pose	1989
10. 65	Jeff King	1985
65	Scott Loseke	1983
65	Mike Robinson	1983

Batting Average  
(minimum 95 AB)

AVG	Player	Years
1. .425	Jeremy Jackson	1997
2. .417	Bill Dorothy	1969
3. .398	Matt Erickson	1997
4. .397	Ryan Lundquist	1997
.397	Ralph Kraus	1986
6. .393	Jim Kremers	1987
7. .391	Matt Erickson	1996
8. .387	Greg D'Alexander	1990
.387	Dave Patterson	1986
10. .386	Kevin McReynolds	1980

## At Bats

AB	Player	Years
1. 269	Rodney Nye	1999
2. 263	Joe Jester	1999
3. 262	Ryan Lundquist	1999
4. 258	Haas Pratt	2004
255	Jason McConnell	1996
6. 254	Jeff King	1985
7. 253	Danny Hamblin	2004
252	Kenderick Moore	1995
9. 251	Jason McConnell	1997
251	Jack Welsh	1999

## Hits

H	Player	Years
1. 97	Matt Erickson	1996
2. 94	Matt Erickson	1997
94	Jeremy Jackson	1997
94	Jim Kremers	1987
5. 93	Jeff King	1985
6. 92	Ryan Lundquist	1997
7. 91	Andy Skeels	1987
91	Ralph Kraus	1986
91	Dave Patterson	1986
10. 90	Jason McConnell	1997

## Singles

1B	Player	Years
1. 68	Matt Erickson	1996
2. 67	Tom Pagnozzi	1983
3. 66	Scott Pose	1989
66	Dave Patterson	1986
66	Dave Patterson	1985
6. 64	Jason McConnell	1996
7. 60	Casey Rowlett	2004
60	Matt Erickson	1997
60	Kenderick Moore	1995
60	Kirk Piskor	1990
60	Greg D'Alexander	1989

## Doubles

2B	Player	Years
1. 28	Jim Kremers	1987
2. 27	Eric Hinske	1998
27	Matt Erickson	1997
27	Ralph Kraus	1986
5. 26	Jeff King	1985
6. 25	Andrew Wishy	2003
25	Andy Skeels	1987
8. 24	Matt Erickson	1996
24	Rodney Nye	1998
24	Kelly Zane	1987

## Triples

3B	Player	Years
1. 12	Troy Eklund	1989
12	Johnny Ray	1979
3. 9	Bob Hughes	1994
4. 8	Kirk McConnell	2002
8	Jeremy Jackson	1997
8	Scott Loseke	1983
8	Kevin McReynolds	1979
8	Stan Ley	1971
8	David Marshall	1971
10. 7	Jason McConnell	1996
7	Ty Bilderback	1994
7	Andy Skeels	1987
7	Ralph Kraus	1986
7	Norm Roberts	1985
7	Chris Shaddy	1981

## Home Runs

HR	Player	Years
1. 24	Ryan Lundquist	1997
2. 22	Danny Hamblin	2007
3. 20	Rodney Nye	1999
4. 19	Ryan Fox	2003
5. 18	Andy Skeels	1987
6. 17	Danny Hamblin	2006
17	Michael Conner	2002
17	Eric Hinske	1997
17	Jeff King	1986
17	Jeff King	1985
17	Kevin McReynolds	1980

Slugging Percentage  
(minimum 150 AB)

SLG	Player	Years
1. .819	Ryan Lundquist	1997
2. .802	Jeff King	1986
3. .763	Andy Skeels	1987
4. .734	Ralph Kraus	1986
5. .723	Kevin McReynolds	1980
6. .701	Jeremy Jackson	1997
.701	Jeff King	1985
8. .689	Greg D'Alexander	1990
9. .685	Norm Roberts	1985
10. .668	Eric Hinske	1997

## Runs

R	Player	Years
1. 87	Eric Hinske	1997
2. 86	Matt Erickson	1997
3. 83	Ryan Lundquist	1997
4. 78	Jason McConnell	1996
5. 76	Joe Jester	1999
6. 72	Dave Patterson	1986
7. 71	Jason McConnell	1997
71	Scott Loseke	1983
9. 70	Andy Skeels	1987
10. 69	Matt Erickson	1996
69	Mark Johnson	1991
69	Kelly Zane	1987

## RBI

RBI	Player	Years
1. 82	Jeff King	1985
2. 78	Ryan Lundquist	1997
78	Rodney Nye	1999
4. 76	Eric Hinske	1997
76	Jim Kremers	1987
76	Andy Skeels	1987
7. 72	Jeremy Jackson	1997
8. 71	Casey Coon	2007
71	Eric Hinske	1998
10. 69	Rodney Nye	1998

## Total Bases

TB	Player	Years
1. 190	Ryan Lundquist	1997
2. 184	Andy Skeels	1987
3. 178	Jeff King	1985
4. 168	Ralph Kraus	1986
5. 167	Rodney Nye	1999
6. 159	Kevin McReynolds	1980
7. 158	Jim Kremers	1987
8. 155	Eric Hinske	1997
155	Jeremy Jackson	1997
10. 150	Jeff King	1986

## Extra-Base Hits

EBH	Player	Years
1. 50	Andy Skeels	1987
2. 48	Ryan Lundquist	1997
3. 47	Jeff King	1985
4. 46	Ralph Kraus	1986
5. 42	Jim Kremers	1987
42	Jeff King	1986
7. 39	Rodney Nye	1998
39	Rodney Nye	1999
9. 38	Eric Hinske	1998
10. 37	Eric Hinske	1997
37	Troy Eklund	1989

## Stolen Bases

SB	Player	Years
1. 42	Scott Loseke	1983
2. 35	Gary Jones	1982
35	Joe Jester	1999
4. 32	Jeff Parsons	1995
5. 29	Kenderick Moore	1996
29	Allen Williams	1992
7. 28	Ty Bilderback	1995
28	Scott Pose	1989
9. 27	Jim Ward	1984
10. 26	Kenderick Moore	1995
26	Mark Johnson	1990
26	Dan Campbell	1987

## Walks

BB	Player	Years
1. 68	Scott Loseke	1983
2. 58	Gary Jones	1982
3. 57	Jeff King	1986
4. 54	Tim Thomas	1990
5. 53	Mark Burnett	1999
6. 50	Jake Dugger	2004
7. 48	Tim Thomas	1992
8. 46	Logan Forsythe	2008
9. 45	Ty Bilderback	1995
45	Jeff Parsons	1993
45	Tim Thomas	1989

## Strikeouts

K	Player	Years
1. 73	Brian Kirby	1999
2. 69	Danny Hamblin	2007
3. 62	Danny Hamblin	2006
4. 61	Brian Kirby	2000
61	Tim Smalling	2008
6. 60	Danny Hamblin	2004
7. 56	Jake Dugger	2007
56	Michael Conner	2002
9. 55	Ryan Fox	2003
10. 54	Jake Dugger	2004
54	Jeff Parsons	1995
54	Ryan Lundquist	1999

## Sacrifice Hits

SH	Player	Years
1. 11	Jeff Houck	1992
2. 10	Jeff Houck	1993
10	Ron Moore	1987
4. 9	Brady Toops	2004
9	Matt Erickson	1995
9	David Williams	1971
7. 8	Kenderick Moore	1995
8	Jeff Parsons	1994
8	Jeff Houck	1991
8	Tim Thomas	1990
8	Don Thomas	1988
8	Dan Lambeth	1982

## Sacrifice Flies

SF	Player	Years
1. 12	Greg D'Alexander	1989
2. 9	Eric Hinske	1997
3. 8	Jack Welsh	1999
4. 7	Scott Hode	2004
7	Allen Williams	1994
7	Kyle Harris	1992
7	Jeff King	1986
7	Doyle Wilson	1985
7	Kevin McReynolds	1979

## Hit By Pitch

HBP	Player	Years
1. 22	Joe Jester	1999
2. 21	Casey Coon	2007
3. 18	Michael Conner	2002
18	Jack Welsh	2000
5. 17	Brady Toops	2004
16	Jack Welsh	1998
7. 15	Ryan Fox	2003
15	Jack Welsh	1999
9. 14	Brady Toops	2003
10. 13	Craig Gentry	2006
13	Chase Leavitt	2008
13	Ryan Lundquist	1997

# Career Pitching Records



## Appearances

APP	Player	Years
1. 105	Phillip Stidham	1989-91
2. 87	Charley Boyce	2003-06
3. 82	Rob Quarnstrom	1995-98
4. 78	Josh Merryman	2000-03
5. 71	Wes McCrotty	1998-01
6. 64	Les Lancaster	1982-84
7. 63	Ryan Whitaker	1991-93
8. 62	Bobby Edwards	1987-88
9. 61	Brian McLelland	2004-07
61	Barry Lunney	1993-97

## Complete Games

CG	Player	Years
1. 28	Scott Tabor	1979-82
2. 22	Steve Krueger	1979-80
3. 18	Terry Verhage	1968-71
4. 16	Kevin Campbell	1984-86
5. 15	Matt Carnes	1995-97
6. 14	Rich Erwin	1976-79
14	Mark McClain	1976-77
14	Larry Paulsen	1970-73
9. 13	Charlie Corbell	1982-83
10. 10	Brian Cook	1990-93
10	Warren Hemm	1975-76

## Strikeouts

K	Player	Years
1. 345	Nick Schmidt	2005-07
2. 301	Matt Carnes	1995-97
3. 283	David Walling	1998-99
4. 261	Scott Tabor	1979-82
5. 229	Charley Boyce	2003-06
6. 225	Gerald Hannahs	1971-74
7. 223	Mike Oquist	1987-89
8. 219	Charlie Isaacson	1999-02
9. 216	Rob Quarnstrom	1995-98
10. 202	Dennis Fletcher	1986-89

## ERA (minimum 100 IP)

ERA	Player	Years
1. 1.62	Phillip Stidham	1989-91
2. 1.66	Steve Krueger	1979-80
3. 2.17	Tim Lollar	1977-78
4. 2.35	David Rhodes	1977-78
5. 2.67	Scott Tabor	1979-82
6. 2.77	Dan Brown	1990-91
7. 2.82	Mark McClain	1976-77
8. 2.83	Nick Schmidt	2005-07
2.89	Rich Erwin	1976-79
10. 2.92	Warren Hemm	1975-76

## Victories

Wins	Player	Years
1. 34	Scott Tabor	1979-82
2. 30	Charley Boyce	2003-06
3. 28	Nick Schmidt	2005-07
4. 26	Dennis Fletcher	1986-89
5. 25	Brian Cook	1990-93
6. 24	Matt Carnes	1995-97
7. 23	Doug Bennett	1989-91
23	Kevin Campbell	1984-86
23	Steve Krueger	1979-80
23	Rich Erwin	1976-79

## Games Started

GS	Player	Years
1. 55	Charley Boyce	2003-06
2. 52	Nick Schmidt	2005-07
3. 46	Scott Tabor	1979-82
46	Kevin Campbell	1984-86
5. 44	Dennis Fletcher	1986-89
6. 43	Charlie Isaacson	1999-02
7. 42	Barry Lunney	1993-97
42	Brent Birch	1990-93
42	Brian Cook	1990-93
10. 39	Matt Carnes	1995-97

## Walks

BB	Player	Years
1. 165	Barry Lunney	1993-97
2. 164	Kevin Campbell	1984-86
3. 161	Dennis Fletcher	1986-89
4. 158	Scott Tabor	1979-82
5. 141	John Cebuhar	1987-88
6. 140	Nick Schmidt	2005-07
7. 129	Matt Carnes	1995-97
8. 122	Charlie Isaacson	1999-02
9. 119	Butch Hopkins	1967-69
10. 118	Scott Brocail	1991-94

## Saves

Saves	Player	Years
1. 33	Phillip Stidham	1989-91
2. 15	Bill Bakewell	1977-79
3. 14	Tim Deitz	1983-85
4. 13	Les Lancaster	1982-84
5. 12	Tim Peters	1986-87
6. 10	Jay Sawatski	2003-04
7. 9	Devin Collis	2005-06
9	Lance Franks	1996-97
9	Jason Stephens	1996
10. 8	10 others	

## Innings Pitched

IP	Player	Years
1. 383.1	Charley Boyce	2003-06
2. 368	Scott Tabor	1979-82
3. 340.1	Nick Schmidt	2005-07
4. 306	Matt Carnes	1995-97
5. 301.2	Kevin Campbell	1984-86
6. 278.0	Charlie Isaacson	1999-02
7. 272.2	Brent Birch	1990-93
8. 265	Rich Erwin	1976-79
9. 261.2	Ray Harris	1985-88
10. 260	Brian Cook	1990-93



Charley Boyce is the Hogs' all-time leader in innings pitched and starts.

# Arkansas No-Hitters

Player	Opponent	Score	Date
*Rich Erwin	Missouri Southern	0-0	3/12/76
David Rhodes	Northeastern (Okla.) State	2-0	3/1/77
Scott Glanz	North Dakota State	10-1	3/17/82
Tim Deitz	Texas A&M	3-0	4/2/83
#Fred Faust	Southwest Baptist	21-0	3/21/84
+Steve Parker	Texas A&M	10-0	3/29/86
Dennis Fletcher			
Tim Sherrill			
Tim Peters	St. Louis	9-0	3/11/87
Brian Cook			
Brian Dennison	Evangel	10-0	4/2/91
Todd Abbott	Vanderbilt	6-0	4/1/94
Richie Nye	Iowa State	14-0	3/1/96
Scott Roehl	Kansas State	2-0	3/20/01
Nick Schmidt			
Brian McLelland			
Devin Collis	Oklahoma State	3-0	2/12/06

\* - 10.2 IP; # - 5.0 IP; + - 7.0 IP



Nick Schmidt, Brian McLelland and Devin Collis combined for the 12th no-hitter in school history on Feb. 12, 2006 vs. Oklahoma State. Schmidt hurled the first six innings with McLelland pitching the seventh and Collis closing things out in the eighth and ninth innings.





# Season Pitching Records

## Appearances

	APP	Player	Years
1.	36	Phillip Stidham	1991
	36	Phillip Stidham	1989
3.	34	Tim Deitz	1985
4.	33	Devin Collis	2006
	33	Phillip Stidham	1990
	33	Bobby Edwards	1987
7.	32	Boyd Goodner	2004
	32	Les Lancaster	1983
9.	31	Kevin Vent	1999
10.	29	Travis Hill	2007
	29	Charley Boyce	2005
	29	Ryan Whitaker	1993
	29	Bobby Edwards	1988
	29	Tim Peters	1987

## Victories

	Wins	Player	Years
1.	13	Steve Krueger	1980
	13	Rich Erwin	1979
3.	11	Nick Schmidt	2007
	11	Charley Boyce	2005
	11	Bobby Edwards	1988
	11	John Cebuhar	1987
	11	Fred Farwell	1985
	11	Scott Tabor	1981
8.	10	Nick Schmidt	2007
	10	Charley Boyce	2004
	10	Jay Sawatski	2004
	10	David Walling	1999
	10	David Walling	1998
	10	Matt Carnes	1996
	10	Doug Bennett	1990
	10	Dennis Fletcher	1989
	10	Mike Oquist	1989
	10	Kevin Campbell	1985
	10	Charlie Corbell	1983
	10	Steve Krueger	1979
	10	Scott Tabor	1979

## Saves

	Sv	Player	Years
1.	12	Phillip Stidham	1989
	12	Tim Deitz	1985
3.	11	Phillip Stidham	1990
4.	10	Phillip Stidham	1991
5.	9	Devin Collis	2006
	9	Jason Stephens	1996
7.	8	Lance Franks	1997
8.	7	Jay Sawatski	2004
	7	Kevin Sheredy	1994
	7	Tim Peters	1987
	7	Les Lancaster	1984

## Complete Games

	CG	Player	Years
1.	11	Steve Krueger	1980
	11	Steve Krueger	1979
3.	10	Scott Tabor	1981
	10	Rich Erwin	1979
	10	Larry Paulsen	1972
6.	8	Mark McClain	1976
7.	7	Charlie Corbell	1982
	7	Warren Hemm	1976
9.	6	Eight others	

## Games Started

	GS	Player	Years
1.	19	Charley Boyce	2004
	19	Clint Brannon	2004
3.	18	Nick Schmidt	2007
	18	Duke Welker	2007
	18	John Cebuhar	1987
	18	Kevin Campbell	1985
	18	Fred Farwell	1985
8.	17	Nick Schmidt	2006
	17	Nick Schmidt	2005
	17	Matt Carnes	1996
11.	16	David Walling	1999
	16	Scott Cunningham	1994
	16	Barry Lunney	1994
	16	Doug Bennett	1990
	16	Charlie Corbell	1983
	16	Rich Erwin	1979

## Innings Pitched

	IP	Player	Years
1.	124	Nick Schmidt	2007
	124	Rich Erwin	1979
3.	122.1	Charley Boyce	2005
4.	121.1	David Walling	1999
5.	120.2	Fred Farwell	1985
6.	117	Nick Schmidt	2007
	117	Matt Carnes	1996
8.	116.2	Nick Schmidt	2006
	116.2	Scott Cunningham	1994
10.	115.2	John Cebuhar	1987

## Strikeouts

	K	Player	Years
1.	155	David Walling	1999
2.	145	Nick Schmidt	2006
3.	128	Jess Todd	2007
	128	David Walling	1998
5.	111	Nick Schmidt	2007
	111	Matt Carnes	1995
7.	106	John Cebuhar	1987
8.	105	Matt Carnes	1996
9.	97	Charlie Isaacson	1999
10.	93	Mike Oquist	1989

## Walks

	BB	Player	Years
1.	73	John Cebuhar	1987
2.	71	Kevin Campbell	1985
3.	68	John Cebuhar	1988
4.	65	Barry Lunney	1994
5.	58	Scott Cunningham	1994
	58	Dennis Fletcher	1988
7.	55	Darrel Akerfelds	1982
	55	Scott Tabor	1979
9.	53	Charlie Isaacson	1999
	53	Stuart Huchingson	1980

## ERA (minimum 45 IP)

	ERA	Player	Years
1.	0.95	Phillip Stidham	1990
2.	1.20	Phillip Stidham	1991
3.	1.49	Tim Brewer	1973
4.	1.50	Boyd Goodner	2004
5.	1.59	Steve Krueger	1980
6.	1.73	Steve Krueger	1979
7.	1.93	David Rhodes	1978
	1.93	Gerald Hannahs	1971
9.	1.95	Tim Lollar	1978
10.	2.07	Jerry Blackwood	1969

# Freshmen Records

## FRESHMEN HITTING

### Games Played

67	Jake Dugger	2004
----	-------------	------

### Batting Average

.383	Jeff King	1984
------	-----------	------

### At Bats

253	Danny Hamblin	2004
-----	---------------	------

### Hits

75	Jeff King	1984
----	-----------	------

### Doubles

19	Danny Hamblin	2004
----	---------------	------

### Triples

8	Kevin McReynolds	1979
---	------------------	------

## Home Runs

11	Brian Kirby	1998
----	-------------	------

## Runs

53	Danny Hamblin	2004
53	Jeff Houck	1990

## RBI

55	Jeff King	1984
----	-----------	------

## Stolen Bases

23	Jeff Houck	1990
----	------------	------

## Total Bases

122	Danny Hamblin	2004
-----	---------------	------

## Walks

50	Jake Dugger	2004
----	-------------	------

## Strikeouts

60	Danny Hamblin	2004
----	---------------	------

## Sacrifice Hits

9	Matt Erickson	1995
---	---------------	------

## Sacrifice Flies

7	Kyle Harris	1992
7	Kevin McReynolds	1979

## Hit by Pitch

12	Ryan Lundquist	1996
----	----------------	------

## FRESHMEN PITCHING

### Wins

10	Scott Tabor	1979
----	-------------	------

### ERA (min: 45 IP):

1.93	Gerald Hannahs	1971
------	----------------	------

## Innings:

99.2	Nick Schmidt	2005
99.2	Charlie Isaacson	1999

## Appearances:

36	Phillip Stidham	1989
----	-----------------	------

## Saves:

12	Phillip Stidham	1989
----	-----------------	------

## Complete Games:

5	Kevin Campbell	1984
---	----------------	------

## Starts:

17	Nick Schmidt	2005
----	--------------	------

## Strikeouts:

111	Matt Carnes	1995
-----	-------------	------

## Base on Balls:

55	Scott Tabor	1979
----	-------------	------


# Year-by-Year Statistics




## Hitting

Year	G	AB	R	H	Avg.	2B	3B	HR	RBI	TB	Slg.%	BB	HBP	SO	SB	SF	SH	E
1968	24	739	146	215	.291	41	9	8	124	290	.403	125	10	118	37	-	17	-
1969	28	841	171	252	.300	44	7	23	145	379	.451	127	-	141	38	-	-	-
1970	32	890	193	247	.278	31	13	14	142	346	.389	138	7	154	49	-	30	-
1971	41	1166	221	320	.274	53	22	17	180	468	.401	142	12	183	66	-	30	-
1972	34	963	140	242	.251	32	16	11	116	339	.352	100	7	173	33	-	25	-
1973	28	777	167	240	.309	31	7	18	140	339	.436	124	8	117	50	-	11	-
1974	43	1256	209	335	.266	49	7	27	175	456	.363	157	12	216	42	-	28	55
1975	42	1193	186	297	.249	49	16	4	143	400	.335	169	17	183	51	-	24	75
1976	47	1382	226	379	.274	55	16	21	195	529	.383	194	9	194	72	-	42	-
1977	51	1459	225	356	.244	51	14	20	194	495	.339	191	20	246	79	13	14	-
1978	44	1288	235	347	.269	52	21	22	194	507	.394	224	13	173	89	14	11	60
1979	64	1978	393	600	.303	115	<b>40</b>	47	351	936	.473	246	22	245	75	28	23	91
1980	66	2023	408	624	.308	107	35	57	357	972	.480	221	14	268	78	22	11	108
1981	52	1707	398	533	.312	96	25	38	351	793	.465	236	9	251	69	26	22	73
1982	57	1681	349	525	.312	69	26	21	286	709	.422	223	13	218	142	30	45	74
1983	65	2079	437	618	.297	112	38	31	367	899	.432	290	28	345	155	26	20	115
1984	56	1775	439	593	.334	100	34	45	373	896	.504	247	32	230	103	30	25	88
1985	66	2192	543	704	.321	139	34	74	470	1133	.517	<b>361</b>	25	356	95	24	25	90
1986	60	1988	457	613	.308	123	33	54	416	964	.485	279	25	303	77	40	26	84
1987	68	2273	575	<b>740</b>	.326	172	38	70	498	<b>1198</b>	.527	355	23	348	123	31	44	96
1988	62	2019	482	610	.302	125	29	64	417	985	.488	301	31	309	100	32	28	67
1989	67	2233	466	686	.307	142	35	38	405	1012	.453	290	32	327	115	37	30	64
1990	62	1995	437	548	.325	115	34	46	394	969	.486	309	39	276	117	19	28	75
1991	62	1979	392	547	.276	103	31	37	329	823	.416	237	45	289	73	37	34	79
1992	57	1878	399	542	.289	101	30	29	347	790	.421	280	40	331	112	29	38	64
1993	59	1917	379	548	.286	106	34	26	326	797	.416	261	32	335	115	20	35	84
1994	57	2094	420	629	.300	119	38	36	357	932	.445	234	35	400	119	25	30	110
1995	61	2110	407	642	.304	106	34	34	342	918	.435	196	49	352	133	<b>42</b>	45	99
1996	59	2123	477	655	.313	127	31	38	420	968	.456	252	61	323	94	21	21	109
1997	56	2118	<b>589</b>	723	.341	168	29	80	<b>525</b>	<b>1189</b>	.561	236	50	355	90	27	14	91
1998	59	2110	498	666	.316	142	13	71	459	1047	.496	251	68	374	64	31	25	87
1999	65	2339	529	705	.301	153	7	<b>84</b>	473	1124	.481	325	90	441	136	27	33	88
2000	54	1904	381	550	.289	119	12	35	332	798	.419	229	72	358	66	26	32	101
2001	56	1954	353	570	.292	105	15	45	318	840	.430	207	61	357	73	19	32	101
2002	63	2187	399	608	.278	104	15	51	354	895	.409	241	89	462	63	21	37	80
2003	57	1994	377	574	.288	125	14	53	347	886	.444	206	94	370	43	16	38	89
2004	<b>69</b>	<b>2402</b>	446	697	.290	126	11	53	389	1004	.418	304	68	451	112	34	<b>48</b>	111
2005	61	2119	400	643	.303	133	10	53	368	955	.451	214	74	386	108	32	33	87
2006	60	2057	380	584	.284	118	11	64	336	916	.445	272	58	454	82	19	39	90
2007	64	2203	481	634	.288	135	7	75	433	1008	.458	288	<b>107</b>	<b>482</b>	68	34	38	85
2008	58	2004	418	582	.290	106	11	77	373	941	.470	270	59	439	61	21	40	75

Numbers in **Bold** indicate school records



Rodney Nye set the single-season record for at bats with 269 in 1999 when he hit .320 with 11 home runs.



Eric Hinske cracked 30 home runs during his career with 91 extra-base hits. He has gone on to a successful Major League career.



Jake Dugger (2004-07) is the Razorbacks all-time walks leader with 163 while ranking third in games played (239) and eighth in hits (242).








# Year-by-Year Statistics

## HISTORY/RECORDS

### Pitching

Year	G	W-L	Pct.	IP	H	R	ER	ERA	BB	SO	CG	SHO	SV
1967	29	15-14	.517	213.1	215	143	109	4.60	137	214	13	2	-
1968	24	13-11	.541	-	-	-	-	-	-	-	-	1	-
1969	28	18-10	.643	210.0	166	95	70	3.00	114	200	13	3	-
1970	32	19-13	.594	228.0	239	132	94	3.71	106	210	15	5	-
1971	41	23-17	.561	298.0	261	157	98	2.96	108	262	-	4	-
1972	34	16-18	.471	248.0	221	137	100	3.63	110	227	13	5	-
1973	31	23-7	.758	204.0	197	105	72	3.18	107	175	18	5	-
1974	43	22-21	.512	330.2	341	287	162	4.41	174	281	29	3	-
1975	42	20-22	.476	310.1	317	188	139	4.03	206	231	11	3	-
1976	47	31-15	.674	361.1	314	147	110	2.74	131	254	27	9	-
1977	51	33-18	.647	390.1	303	153	123	2.84	170	308	14	13	-
1978	44	31-13	.705	343.1	282	178	132	3.46	190	320	11	9	6
1979	64	49-15	.766	503.0	401	215	169	3.02	275	341	32	9	7
1980	66	44-22	.667	500.2	450	286	209	3.76	287	340	34	9	5
1981	52	31-21	.596	414.1	389	255	205	4.45	235	265	21	5	4
1982	57	40-15	.603	447.1	335	201	149	3.00	254	349	30	6	4
1983	65	44-21	.698	526.2	527	322	240	4.10	238	286	10	4	11
1984	56	40-16	.714	444.2	430	253	199	4.03	224	312	16	5	12
1985	66	51-15	.773	546.1	567	332	277	4.56	290	361	14	5	14
1986	60	43-17	.717	501.0	447	250	205	3.68	242	358	14	8	10
1987	68	51-16	.757	567.1	590	344	281	4.46	315	496	7	5	16
1988	62	39-23	.629	508.2	489	348	307	5.43	314	401	14	5	9
1989	67	51-16	.761	576.0	504	255	216	3.38	249	495	12	6	17
1990	62	47-15	.758	520.0	513	255	210	3.63	208	390	10	2	15
1991	62	40-22	.645	518.2	472	268	207	3.59	240	387	3	3	13
1992	57	31-26	.544	481.2	539	353	316	5.90	226	317	15	5	3
1993	59	33-26	.559	500.1	501	288	239	4.30	222	432	6	2	9
1994	57	30-27	.526	517.1	562	355	290	5.05	295	377	7	3	9
1995	61	38-23	.623	536.1	547	337	283	4.75	264	506	10	2	15
1996	59	39-20	.661	522.0	504	305	243	4.19	206	434	10	3	12
1997	56	36-20	.643	491.0	581	405	338	6.20	248	414	3	1	9
1998	59	38-21	.644	520.1	551	366	305	5.28	208	480	4	2	14
1999	65	42-23	.646	578.0	579	397	329	5.12	297	554	6	0	11
2000	54	24-30	.444	476.1	568	416	332	6.27	263	365	1	1	12
2001	56	27-29	.482	490.2	490	325	253	4.64	209	403	2	3	10
2002	63	35-28	.556	565.0	624	336	277	4.41	181	378	2	2	14
2003	57	35-22	.614	513.2	557	293	233	4.08	111	383	3	0	10
2004	69	45-24	.652	621.1	686	339	267	3.87	186	448	3	1	16
2005	61	39-22	.639	540.1	552	300	243	4.05	196	371	3	2	13
2006	60	39-21	.650	536.0	519	273	217	3.64	169	453	1	1	19
2007	64	43-21	.672	569.0	532	294	249	3.94	219	565	7	5	12
2008	58	34-24	.586	518.0	550	344	283	4.92	220	445	2	1	9


Numbers in **Bold** indicate school records



Cliff Lee played for the Razorbacks just one season in 2000 and posted a 4-3 record. He went on to win the American League Cy Young in 2008.



Dan Wright was a three-year starter for the Hogs. He was a second-round pick by the White Sox and played four years in Chicago.



Matt Carnes recorded 301 strikeouts during his three-year career out of Miami (Okla.) High School. He posted 24 career wins.

# Season Leaders



Hitting (Min. 2.5 AB per game)

## Batting Average

Year	AVG	Player
1952	.308	Lyle Wilkerson
1953	.394	Lamar McHan
1954	.333	Preston Carpenter
1955	.359	Joe Thompson
1956	.386	Joe Kretschmar
1957	.400	L. Drummonds
1958	.369	L. Drummonds
1959	.320	Pat Foster
1960	.341	Pat Foster
	.341	Jerry Carlton
1961	.375	Jerry Carlton
1962	.382	Jerry Carlton
1963	.371	Jim Jay
1964	.383	Mike Haynie
1965	.322	Bill Gray
1966	.292	Ronnie Tiffie
1967	.341	Fredy Washington
1968	.352	Mike Pryor
1969	.417	Bill Dorothy
1970	.342	Mike Pryor
1971	.326	David Marshall
1972	.327	Stan Ley
1973	.395	Keith Cochran
1974	.372	John Jenkins
1975	.358	Wally Erwin
1976	.350	Bill Montgomery
1977	.301	Arvis Harper
1978	.356	Tim Lollar
1979	.357	Ed Wallace
1980	.386	K. McReynolds
1981	.378	Billy Dees
1982	.367	Dave Van Horn
1983	.362	Tom Pagnozzi
1984	.383	Jeff King
1985	.366	Jeff King
1986	.397	Ralph Kraus
1987	.393	Jim Kremers
1988	.337	Randy Bobb
1989	.383	Scott Pose
1990	.387	Greg D'Alexander
1991	.354	Mark Johnson
1992	.335	Scott Epps
1993	.335	Allen Williams
1994	.353	Kyle Harris
1995	.371	Ty Bilderback
1996	.391	Matt Erickson
1997	.425	Jeremy Jackson
1998	.365	Eric Hinske
1999	.338	Joe Jester
2000	.356	Scott Crossett
2001	.357	Jeff Hoefler
2002	.316	Scott Bridges
2003	.332	Clay Goodwin
2004	.319	Clay Goodwin
2005	.341	Danny Hamblin
2006	.326	Craig Gentry
2007	.347	Logan Forsythe
2008	.366	Chase Leavitt

## At Bats

Year	AB	Player
1967	102	Randy Marshall
1968	76	Bill Brill
1969	104	Mike Pryor
1970	98	Fred Wanger
1971	141	David Marshall
	141	Stan Ley
1972	110	Stan Ley
1973	95	Thurman Smith

1974	137
1975	134
1976	171
1977	187
1978	154
1979	235
1980	220
1981	196
1982	202
1983	250
1984	196
1985	254
1986	235
1987	241
1988	215
1989	242
1990	247
1991	226
1992	229
1993	212
1994	243
1995	252
1996	255
1997	251
1998	233
1999	269
2000	203
2001	202
2002	224
2003	232
2004	258
2005	224
2006	235
2007	232
2008	224

## Runs

Year	R	Player
1967	31	Fredy Washington
1968	20	Fredy Washington
1969	26	Mike Pryor
1970	27	H.A. Scott
1971	38	David Marshall
1972	22	Stan Ley
1973	23	Thurman Smith
1974	27	Dennis Lundquist
1975	30	Wally Erwin
1976	31	Bill Montgomery
1977	27	Arvis Harper
	27	Tim Lollar
1978	27	Johnny Ray
	27	Shaun Lacey
1979	55	Johnny Ray
1980	57	Kevin McReynolds
1981	45	Todd Zacher
1982	65	Gary Jones
1983	71	Scott Loseke
1984	52	Brett Harrison
1985	64	Jeff King
1986	72	Dave Patterson
1987	70	Andy Skeels
1988	54	Troy Eklund
1989	62	Troy Eklund
1990	56	Kirk Piskor
1991	69	Mark Johnson
1992	50	Allen Williams
1993	59	Allen Williams
1994	58	Allen Williams
1995	61	Ty Bilderback
1996	78	Jason McConnell
1997	87	Eric Hinske
1998	65	Jack Welsh
1999	76	Joe Jester

Doug Pogue
Ralph Bradbury
Ralph Bradbury
Ralph Bradbury
Johnny Ray
Johnny Ray
Kevin McReynolds
Billy Dees
Keith Longoria
Brett Harrison
Jeff King
Jeff King
Dave Patterson
Andy Skeels
Jim Kremers
Greg D'Alexander
Kirk Piskor
Mark Johnson
Allen Williams
Allen Williams
Kenderick Moore
Kenderick Moore
Jason McConnell
Jason McConnell
Eric Hinske
Rodney Nye
Brian Kirby
Brian Kirby
Michael Conner
Haas Pratt
Haas Pratt
Clay Goodwin
Danny Hamblin
Danny Hamblin
Tim Smalling



Johnny Ray helped lead the Razorbacks to a runner-up finish in the 1979 College World Series. He led Arkansas in hits, at bats and runs that season.

2000	66
2001	39
2002	52
2003	50
2004	53
2005	44
2006	46
2007	59
2008	60

## Hits

Year	H	Player
1967	31	Fredy Washington
1968	25	Mike Pryor
1969	40	Bill Dorothy
1970	33	Fred Wanger
1971	46	David Marshall
1972	36	Stan Ley
1973	30	Keith Cochran
1974	48	John Jenkins
1975	43	Wally Erwin
1976	31	Bill Montgomery
1977	44	Arvis Harper
1978	47	Johnny Ray
1979	77	Johnny Ray
1980	85	Kevin McReynolds
1981	74	Billy Dees
1982	65	Keith Longoria
1983	88	Tom Pagnozzi
1984	75	Jeff King
1985	93	Jeff King
1986	91	Dave Patterson
	91	Ralph Kraus
1987	94	Jim Kremers
1988	70	Randy Bobb
1989	86	Greg D'Alexander
1990	89	Kirk Piskor

Jack Welsh
Michael Conner
Michael Conner
Ryan Fox
Danny Hamblin
Danny Hamblin
Danny Hamblin
Danny Hamblin
Chase Leavitt

1991	80
1992	73
	73
1993	71
1994	76
1995	80
1996	97
1997	94
	94
1998	85
1999	89
2000	67
2001	61
2002	64
2003	72
2004	80
2005	75
2006	68
2007	78
2008	65

## RBI

Year	RBI	Player
1967	21	Bill Brill
1968	16	Fredy Washington
1969	27	H.A. Scott
1970	30	Fred Howard
1971	29	H.A. Scott
1972	17	Stephen Ballard
1973	19	Stephen Ballard
	19	Tommy Neal
1974	28	Dennis Lundquist
1975	23	Bill Montgomery
1976	35	Bill Montgomery
1977	30	Marc Brumble
1978	28	Arvis Harper
1979	47	Johnny Ray

History/Records







Kendrick Moore played 242 games from 1992-1996 for the Razorbacks and earned All-SEC honors in 1996. He also led the team with 80 hits in 1995.

1980	57	Kevin McReynolds
1981	50	John Hennell
1982	39	Mike Robinson
1983	50	Tom Pagnozzi
1984	55	Jeff King
1985	82	<b>Jeff King</b>
1986	67	Jeff King
1987	76	Jim Kremers
	76	Andy Skeels
1988	62	Jim Kremers
1989	66	Greg D'Alexander
1990	65	Greg D'Alexander
1991	51	Mark Johnson
1992	49	Allen Williams
1993	43	Bob Hughes
1994	62	Bob Hughes
1995	55	Kit Pellow
1996	66	Kit Pellow
1997	78	Ryan Lundquist
1998	71	Eric Hinske
1999	78	Rodney Nye
2000	46	Kyle Washburn
2001	38	Kyle Washburn
2002	53	Ryan Fox
2003	50	Andrew Wishy
2004	52	Haas Pratt
2005	49	Danny Hamblin
2006	68	Danny Hamblin
2007	71	Casey Coon
2008	48	Brett Eibner

## Doubles

Year	2B	Player
1967	6	Fredy Washington
	6	Ronnie Tiffie
1968	9	Bill Brill
1969	10	Fred Wanger
1970	7	Fred Wanger
	7	H.A. Scott
1971	12	Stan Ley
1972	9	Stan Ley

1973	7	Keith Cochran
1974	8	Dennis Lundquist
	8	Doug Pogue
1975	9	Dennis Lundquist
1976	13	Jeff Hemm
1977	10	Tim Lollar
1978	8	Johnny Ray
1979	17	Marc Brumble
1980	21	John Hennell
1981	18	Billy Dees
	18	John Hennell
1982	10	Mike Robinson
	10	Chris Shaddy
1983	16	Tom Pagnozzi
1984	15	Jim Ward
1985	26	Jeff King
1986	27	Ralph Kraus
1987	28	<b>Jim Kremers</b>
1988	20	Jim Kremers
1989	16	Troy Eklund
1990	18	Greg D'Alexander
	18	Tim Thomas
1991	21	Mark Johnson
1992	17	Allen Williams
1993	21	Allen Williams
1994	19	Bob Hughes
1995	16	Kit Pellow
1996	24	Matt Erickson
1997	27	Matt Erickson
1998	27	Eric Hinske
1999	20	Joe Jester
	20	Ryan Lundquist
2000	20	Greg Blum
2001	16	Brian Kirby
2002	14	Ryan Fox
2003	25	Andrew Wishy
2004	19	Danny Hamblin
2005	19	Danny Hamblin
2006	18	Chris Hollensworth
2007	16	Logan Forsythe
	16	Jeff Nutt
2008	15	Ben Tschepikow

## Triples

Year	3B	Player
1967	2	Ronnie Tiffie
1968	3	Randy Marshall
1969	3	H.A. Scott
1970	5	Freddy Howard
1971	8	David Marshall
	8	Stan Ley
1972	5	Stan Ley
1973	2	Tommy Neal
	2	Greg Snowden
1974	2	John Jenkins
	2	Greg Snowden
	2	Mike Kirkland
1975	6	Wally Erwin
1976	4	Ralph Bradbury
1977	5	Arvis Harper
1978	6	Arvis Harper
1979	12	<b>Johnny Ray</b>
1980	6	Kevin McReynolds
1981	7	Chris Shaddy
1982	6	Gary Jones
1983	8	Scott Loseke
1984	5	Norm Roberts
1985	7	Norm Roberts
1986	7	Ralph Kraus
1987	7	Andy Skeels
1988	6	Scott Pose
1989	12	Troy Eklund
1990	6	Scott Epps
1991	6	Mark Johnson
	6	Bubba Carpenter
1992	6	Allen Williams
1993	6	Allen Williams
1994	9	Bob Hughes
1995	6	Ty Bilderback
1996	7	Jason McConnell
1997	8	Jeremy Jackson
1998	3	Brent Caldwell
1999	3	Jack Welsh
2000	3	Jeff Hoefler
	3	Kyle Washburn
2001	2	Ryan Fox
	2	Kyle Washburn
	2	Andrew Wishy
2002	8	Kirk McConnell
2003	3	Scott Bridges
	3	Clay Goodwin
2004	3	Jake Dugger
	3	Scott Hode
2005	2	Clay Goodwin
	2	Casey Rowlett
2006	3	Craig Gentry
2007	2	Logan Forsythe
	2	Brad Secrist
2008	3	Ben Tschepikow

## Home Runs

Year	HR	Player
1967	4	Bill Brill
1968	3	Randy Marshall
1969	8	Mike Pryor
1970	3	H.A. Scott
	3	Bill Dorothy
	3	Mark Jones
1971	6	H.A. Scott
	6	Greg Palka
1972	4	Barton Rhoades
1973	4	Mike Kirkland
1974	5	John Jenkins
1975	1	Doug Pogue
	1	James Andree

1	Jeff Hemm
1	Dennis Lundquist
5	Bill Montgomery
6	Marc Brumble
6	Tim Lollar
8	John Hennell
8	Kevin McReynolds
17	Kevin McReynolds
10	Reggie Thomas
6	Gary Jones
6	Mike Robinson
8	Jeff King
8	Tony Laird
17	Jeff King
17	Jeff King
18	Andy Skeels
13	Greg D'Alexander
9	Troy Eklund
14	Greg D'Alexander
7	Kirk Piskor
10	Scott Epps
7	Allen Williams
6	Allen Williams
6	Steve Taft
12	Kit Pellow
9	Kenderick Moore
24	<b>Ryan Lundquist</b>
15	Rodney Nye
20	Rodney Nye
9	Brian Kirby
9	Brian Kirby
9	Michael Conner
17	Michael Conner
19	Ryan Fox
8	Haas Pratt
8	Danny Hamblin
8	Jake Dugger
10	Danny Hamblin
17	Danny Hamblin
22	Danny Hamblin
14	Aaron Murphree

## Stolen Bases

Year	SB	Player
1967	6	Terry Baker
1968	12	Fredy Washington
1969	10	Mike Pryor
1970	16	David Marshall
1971	15	H.A. Scott
1972	6	Stan Ley
	6	Keith Cochran
	6	Thurman Smith
	6	Bruce Mitchell
1973	10	Thurman Smith
1974	9	James Andree
1975	18	Wally Erwin
1976	13	Michael Watson
1977	17	Hank Thompson
1978	24	Shaun Lacey
1979	19	Larry Wallace
1980	20	Todd Zacher
1981	20	Todd Zacher
	20	Don Carter
1982	35	Gary Jones
1983	42	<b>Scott Loseke</b>
1984	27	Jim Ward
1985	15	Mike Loggins
1986	17	Darin Hernandez
1987	26	Dan Campbell
1988	20	Scott Pose
1989	28	Scott Pose
1990	26	Mark Johnson
1991	23	Mark Johnson

# Season Leaders



1992	29	Allen Williams
1993	18	Allen Williams
1994	24	Kenderick Moore
1995	32	Jeff Parsons
1996	29	Kenderick Moore
1997	21	Jason McConnell
1998	19	Eric Hinske
1999	35	Joe Jester
2000	19	Jack Welsh
2001	13	Michael Conner
2002	13	Scott Bridges
2003	13	Scott Bridges
2004	24	Scott Bridges
2005	22	Scott Bridges
2006	16	Craig Gentry
2007	18	Logan Forsythe
2008	11	Logan Forsythe

Pitching (min. 20% team games)

## Victories

Year	Wins	Player
1967	8	Butch Hopkins
1968	3	Stephan Reagan
	3	Joe Fair
1969	7	Jerry Blackwood
1970	6	Bill Wyles
	6	Terry Verhage
1971	7	Terry Verhage
1972	6	Larry Paulsen
1973	5	Tim Brewer
	5	Larry Paulsen
1974	5	Gerald Hannahs
	5	Dennis Pugh

1975	5	Richard Miller
	5	Warren Hemm
1976	8	Warren Hemm
1977	8	Mark McClain
1978	6	Tim Lollar
1979	13	<b>Rich Erwin</b>
1980	13	<b>Steve Krueger</b>
1981	11	Scott Tabor
1982	7	Ed Myers
1983	10	Charlie Corbell
1984	8	Kevin Campbell
1985	11	Fred Farwell
1986	9	Steve Parker
1987	11	John Cebuhar
1988	11	Bobby Edwards
1989	10	Dennis Fletcher
	10	Mike Oquist
1990	10	Doug Bennett
1991	6	Brian Cook
	6	Brian Cook
1992	8	Scott Brocail
1993	9	Brian Cook
1994	8	Scott Cunningham
1995	9	Alan Mahaffey
1996	10	Matt Carnes
1997	7	Matt Carnes
	7	Lance Franks
1998	10	David Walling
1999	10	David Walling
2000	4	Gary Hogan Jr.
	4	Cliff Lee
2001	4	Scott Roehl
2002	7	Charlie Isaacson
2003	8	Scott Roehl
2004	10	Jay Sawatski

2005	10	Charley Boyce
2006	11	Charley Boyce
2007	9	Nick Schmidt
2008	11	Nick Schmidt
	5	Cliff Springston

ERA		
Year	ERA	Player
1967	3.48	John Tyra
1968		not available
1969	2.08	Jerry Blackwood
1970	2.67	Freddy Howard
1971	1.79	Gerald Hannahs
1972	2.23	Larry Paulsen
1973	1.91	Tim Brewer
1974	3.16	Gerald Hannahs
1975	3.28	Richard Miller
1976	2.23	Rich Erwin
1977	1.16	Bill Bakewell
1978	1.37	Bill Bakewell
1979	1.73	Steve Krueger
1980	1.40	John Stanley
1981	2.38	Scott Tabor
1982	2.59	Scott Tabor
1983	2.88	Charlie Corbell
1984	2.36	Dera Clark
1985	2.53	Tim Dietz
1986	2.30	Steve Parker
1987	2.73	Dennis Fletcher
1988	4.42	Bobby Edwards
1989	2.68	Phillip Stidham
1990	<b>0.95</b>	<b>Phillip Stidham</b>
1991	1.20	Phillip Stidham
1992	3.08	Lyle Beckemeyer
1993	2.88	Brian Cook
1994	3.08	Scott Brocail
1995	2.20	Rob Quarnstrom
1996	2.14	Brian Rogers
1997	4.52	Lance Franks
1998	2.77	Kevin Vent
1999	3.16	Charlie Isaacson
2000	4.25	Jeremy Rankin
2001	2.32	Scott Woods
2002	2.62	Scott Woods
2003	2.67	Boyd Goodner
2004	1.50	Boyd Goodner
2005	2.80	Nick Schmidt
2006	2.77	Shaun Seibert
2007	2.69	Nick Schmidt
2008	3.90	Cliff Springston

## Innings Pitched

Year	IP	Player
1967	68.2	Butch Hopkins
1968		not available
1969	66	Butch Hopkins
1970	76	Terry Verhage
1971	75	Terry Verhage
1972	84.2	Larry Paulsen
1973	48	Larry Paulsen
1974	68.1	Gerald Hannahs
1975	74	Richard Miller
1976	90	Warren Hemm
1977	76.2	Mark McClain
1978	79.1	David Rhodes
1979	<b>124</b>	<b>Rich Erwin</b>
1980	96	Steve Krueger
1981	109.2	Scott Tabor
1982	80.2	Charlie Corbell
1983	115.2	Charlie Corbell
1984	86.1	Kevin Campbell
1985	120.2	Fred Farwell

1986	101.2	Kevin Campbell
1987	115.2	John Cebuhar
1988	93.2	Bobby Edwards
1989	109	Mike Oquist
1990	96	Doug Bennett
1991	60	Phillip Stidham
1992	92.2	Scott Brocail
1993	97	Brent Birch
1994	116.1	Scott Cunningham
1995	100	Alan Mahaffey
1996	117	Matt Carnes
1997	96.1	Matt Carnes
1998	103.1	David Walling
1999	121.1	David Walling
2000	65.0	Gary Hogan Jr.
2001	82.0	Charlie Isaacson
2002	90.1	Charlie Isaacson
2003	93.1	Jarrett Gardner
2004	115.1	Charley Boyce
2005	122.1	Charley Boyce
2006	116.2	Nick Schmidt
2007	124	Nick Schmidt
2008	87.2	Cliff Springston

## Strikeouts

Year	K	Player
1967	91	Butch Hopkins
1968		not available
1969	65	Butch Hopkins
1970	59	Terry Verhage
1971	55	Terry Verhage
1972	78	Larry Paulsen
1973	48	Larry Paulsen
1974	83	Gerald Hannahs
1975	75	Richard Miller
1976	66	Warren Hemm
1977	53	David Rhodes
1978	73	David Rhodes
1979	75	Rich Erwin
1980	74	Steve Krueger
1981	65	Scott Tabor
1982	76	Darrell Akerfelds
1983	51	Les Lancaster
1984	61	Kevin Campbell
1985	90	Fred Farwell
1986	72	Kevin Campbell
1987	106	John Cebuhar
1988	76	Bobby Edwards
1989	93	Mike Oquist
1990	86	Doug Bennett
1991	56	Matt Wagner
1992	63	Scott Brocail
1993	84	Brent Birch
1994	87	Scott Cunningham
1995	111	Matt Carnes
1996	105	Matt Carnes
1997	85	Matt Carnes
1998	128	David Walling
1999	<b>155</b>	<b>David Walling</b>
2000	77	Cliff Lee
2001	63	Charlie Isaacson
2002	62	Gary Hogan, Jr.
2003	59	Charley Boyce
2004	86	Jay Sawatski
2005	89	Nick Schmidt
2006	145	Nick Schmidt
2007	128	Jess Todd
2008	76	Justin Wells

**Bold** denotes UA modern-era record (since 1967).



Jess Todd struck out 128 batters for the Razorbacks in 2007, including a school record 17 against South Carolina in the SEC Tournament.

## History/Records







## 1960 (14-9)

## Bill Ferrell

Date	Result	Opponent	Location
	W, 7-6	Wichita State	Fayetteville
	W, 9-5	Wichita State	Fayetteville
3/28	W, 11-6	Kansas	Fayetteville
3/29	W, 18-0	Kansas	Fayetteville
	W, 19-11	Emporia State	Fayetteville
	W, 11-4	Emporia State	Fayetteville
	L, 8-21	Missouri	Fayetteville
	W, 9-8	Missouri	Fayetteville
	W, 10-4	Buena Vista	Fayetteville
	L, 1-3	Buena Vista	Fayetteville
	W, 17-2	Colorado	Fayetteville
	W, 8-2	Colorado	Fayetteville
4/14	W, 8-0	Baylor	Monroe, La.
	L, 1-5	LSU	Fayetteville
	W, 4-3	Northwestern St.	Natchitoches, La.
	L, 2-3	Mississippi State	Fayetteville
	W, 11-8	Louisiana Monroe	Monroe, La.
	L, 6-11	Loyola	New Orleans, La.
	L, 5-9	Loyola	New Orleans, La.
	W, 11-5	Louisiana State	Baton Rouge, La.
	L, 5-12	Louisiana College	Pineville, La.
	L, 12-13	Centenary	Shreveport, La.
	L, 2-3	Centenary	Shreveport, La.

## 1961 (9-8)

## Bill Ferrell

Date	Result	Opponent	Location
3/27	L, 6-10	Buena Vista	Fayetteville
3/28	W, 9-6	Tulsa	Tulsa, Okla.
3/28	L, 2-8	Tulsa	Tulsa, Okla.
3/29	W, 2-0	Buena Vista	Fayetteville
4/3	W, 7-4	TCU	Fort Worth, Texas
4/4	L, 1-7	SMU	Dallas, Texas
4/5	W, 11-7	SMU	Dallas, Texas
4/6	L, 2-16	Baylor	Waco, Texas
4/6	L, 1-5	Baylor	Waco, Texas
4/7	W, 9-2	Oklahoma City	Oklahoma City, Okla.
4/14	W, 10-2	Centenary	Fayetteville
4/17	L, 2-7	Wichita State	Wichita, Kan.
4/18	L, 4-5	Wichita State	Wichita, Kan.
4/19	L, 2-4	Emporia State	Emporia, Kan.
4/20	W, 15-10	Emporia State	Chanute, Kan.
4/25	W, 12-2	Tulsa	Fayetteville
4/25	W, 12-3	Tulsa	Fayetteville

## 1962 (13-7)

## Bill Ferrell

Date	Result	Opponent	Location
3/26	L, 4-8	Buena Vista	Fayetteville
3/27	L, 7-8	Buena Vista	Fayetteville
3/28	W, 5-4	Buena Vista	Fayetteville
4/3	L, 7-15	Missouri	Columbia, Mo.
4/4	L, 4-10	Missouri	Columbia, Mo.
4/7	W, 5-1	Pittsburg State	Fayetteville
4/7	W, 11-3	Pittsburg State	Fayetteville
4/13	W, 6-2	Emporia State	Fayetteville
4/14	W, 12-3	Emporia State	Fayetteville
4/19	L, 0-5	Baylor	Monroe, La.
4/20	L, 2-3	Louisiana Monroe	Monroe, La.
4/20	W, 13-8	Northwestern St.	Monroe, La.
4/21	W, 5-4	Louisiana Monroe	Monroe, La.
4/21	W, 8-4	Northwestern St.	Monroe, La.
4/23	W, 10-7	Louisiana Monroe	Monroe, La.
4/23	W, 6-1	Louisiana Monroe	Monroe, La.
4/25	L, 2-4	Northwestern St.	Natchitoches, La.
4/26	W, 2-1	Northwestern St.	Natchitoches, La.
4/27	W, 6-2	Centenary	Shreveport, La.
4/28	W, 7-2	Centenary	Shreveport, La.

## 1963 (13-10)

## Bill Ferrell

Date	Result	Opponent	Location
3/25	W, 9-1	Buena Vista	Fayetteville
3/25	W, 8-7	Buena Vista	Fayetteville
3/26	W, 11-10	Buena Vista	Fayetteville
3/30	L, 6-10	Missouri	Fayetteville
3/30	W, 6-5	Missouri	Fayetteville
4/1	W, 15-7	Kansas	Lawrence, Kan.
4/2	L, 1-9	Kansas	Lawrence, Kan.
4/3	W, 12-8	Emporia State	Emporia, Kan.
4/3	L, 2-18	Emporia State	Emporia, Kan.
4/8	L, 6-7	Centenary	Fayetteville

4/9	W, 3-2	Centenary	Fayetteville
4/12	L, 4-5	Southern Miss	Hattiesburg, Miss.
4/13	L, 0-4	Southern Miss	Hattiesburg, Miss.
4/15	L, 5-10	LSU	Baton Rouge, La.
4/16	L, 2-10	LSU	Baton Rouge, La.
4/17	W, 7-3	Mississippi College	Clinton, Miss.
4/18	L, 0-3	Mississippi College	Clinton, Miss.
4/19	W, 5-2	Delta State	Cleveland, Miss.
4/20	L, 2-10	Delta State	Cleveland, Miss.
4/23	W, 3-1	Tulsa	Fayetteville
4/23	W, 9-4	Tulsa	Fayetteville
4/30	W, 9-4	Pittsburg State	Pittsburg, Kan.
4/30	W, 2-1	Pittsburg State	Pittsburg, Kan.

## 1964 (8-10)

## Bill Ferrell

Date	Result	Opponent	Location
3/23	L, 5-6	Buena Vista	Fayetteville
3/24	L, 13-16	Buena Vista	Fayetteville
3/27	L, 3-5	Memphis	Little Rock, Ark.
3/28	L, 6-13	Memphis	Little Rock, Ark.
3/30	L, 0-6	Memphis	Memphis, Tenn.
3/31	W, 4-0	Memphis	Memphis, Tenn.
4/1	L, 0-1	Louisiana Monroe	Monroe, La.
4/2	L, 5-7	Louisiana Monroe	Monroe, La.
4/3	W, 8-4	Centenary	Shreveport, La.
4/4	L, 7-8	Centenary	Shreveport, La.
4/10	W, 9-4	Tulsa	Fayetteville
4/10	L, 4-6	Tulsa	Fayetteville
4/13	W, 8-3	Emporia State	Fayetteville
4/13	L, 6-10	Emporia State	Fayetteville
4/24	W, 18-9	Tulsa	Tulsa, Okla.
4/24	W, 16-5	Tulsa	Tulsa, Okla.
4/29	W, 7-5	Central Missouri St.	Fayetteville
4/29	W, 10-9	Central Missouri St.	Fayetteville

## 1965 (3-14)

## Bill Ferrell

Date	Result	Opponent	Location
4/6	L, 4-8	Emporia State	Emporia, Kan.
4/7	W, 3-0	Wichita State	Wichita, Kan.
4/7	L, 0-2	Wichita State	Wichita, Kan.
4/10	L, 7-10	Centenary	Fayetteville
4/10	L, 4-8	Centenary	Fayetteville
4/13	L, 7-9	Omaha	Fayetteville
4/13	L, 3-6	Omaha	Fayetteville
4/16	L, 1-4	Southern Miss	Hattiesburg, Miss.
4/17	L, 9-15	Southern Miss	Hattiesburg, Miss.
4/20	L, 10-11	Louisiana-Monroe	Monroe, La.
4/20	L, 1-2	Louisiana-Monroe	Monroe, La.
4/21	L, 1-5	Delta State	Cleveland, Miss.
4/22	L, 7-12	Delta State	Cleveland, Miss.
4/23	L, 4-6	Memphis	Fayetteville
4/23	W, 4-2	Memphis	Fayetteville
4/27	L, 4-5	Tulsa	Tulsa, Okla.
4/27	W, 7-1	Tulsa	Tulsa, Okla.

## 1966 (4-16)


## Wayne Robbins

Date	Result	Opponent	Location
3/21	L, 7-13	Baylor	Waco, Texas
3/22	L, 3-9	Texas Christian	Fort Worth, Texas
3/26	W, 7-5	SMS	Fayetteville
3/31	L, 0-3	Buena Vista	Fayetteville
4/1	W, 16-13	Buena Vista	Fayetteville
4/4	L, 3-12	Kansas State	Fayetteville
4/4	L, 2-6	Kansas State	Fayetteville
4/9	L, 8-9	Memphis	Memphis, Tenn.
4/9	L, 1-6	Memphis	Memphis, Tenn.
4/11	L, 3-9	Mississippi State	Starkville, Miss.
4/12	L, 0-18	Mississippi State	Starkville, Miss.
4/13	L, 0-13	Southern Miss	Hattiesburg, Miss.
4/14	L, 0-19	Southern Miss	Hattiesburg, Miss.
4/16	W, 4-2	Centenary	Shreveport, La.
4/16	W, 3-2	Centenary	Shreveport, La.
4/19	L, 6-12	Tulsa	Tulsa, Okla.
4/19	L, 4-14	Tulsa	Tulsa, Okla.
5/5	L, 0-7	Southern Illinois	Fayetteville

## 1967 (15-14)

## Wayne Robbins

Date	Result	Opponent	Location
3/21	W, 6-1	Buena Vista	Fayetteville
3/21	W, 4-3	Buena Vista	Fayetteville
3/22	L, 3-6	Buena Vista	Fayetteville



Bill 'Groundhog' Ferrell coached the Razorbacks from 1950-65 and compiled a 139-149 record.

3/25	W, 5-3	Wisconsin	San Antonio, Texas
3/27	L, 1-2	Texas Lutheran	San Antonio, Texas
3/28	L, 3-13	Indiana	San Antonio, Texas
3/28	L, 0-4	Texas-Pan American	San Antonio, Texas
3/29	L, 4-10	Texas-Pan American	San Antonio, Texas
3/29	L, 1-2	Texas-Pan American	San Antonio, Texas
3/31	W, 8-6	St. Edwards	San Antonio, Texas
4/1	W, 11-9	Trinity	San Antonio, Texas
4/4	W, 4-1	SMU	Fayetteville
4/4	W, 8-7	SMU	Fayetteville
4/8	W, 8-5	William Jewell	Fayetteville
4/8	L, 2-8	William Jewell	Fayetteville
4/15	L, 1-8	Memphis	Memphis, Tenn.
4/15	W, 4-0	Memphis	Memphis, Tenn.
4/17	W, 12-9	Delta State	Cleveland, Miss.
	W, 8-1	Pittsburg State	Fayetteville
	W, 6-2	Pittsburg State	Fayetteville
4/22	L, 5-6	SW Missouri St.	Springfield, Mo.
4/22	L, 3-4	SW Missouri St.	Springfield, Mo.
4/29	W, 2-1	Oklahoma Baptist	Fayetteville
4/29	W, 6-0	Oklahoma Baptist	Fayetteville
5/8	L, 2-13	Kansas State	Manhattan, Kan.
5/8	L, 2-3	Kansas State	Manhattan, Kan.
5/9	L, 3-6	Wichita State	Wichita, Kan.
	W, 8-5	Emporia State	Emporia, Kan.
	L, 4-5	Emporia State	Emporia, Kan.

## 1969 (18-10)

## Wayne Robbins

Date	Result	Opponent	Location
3/22	W, 13-3	Mississippi College	Clinton, Miss.
3/24	L, 0-1	Mississippi College	Clinton, Miss.
3/25	L, 2-7	Belhaven	Jackson, Miss.
3/26	W, 4-2	Belhaven	Jackson, Miss.
3/27	W, 4-2	Belhaven	Jackson, Miss.
	L, 0-1	William Carey	Hattiesburg, Miss.
4/1	W, 16-4	Buena Vista	Fayetteville
4/1	W, 14-1	Buena Vista	Fayetteville
4/5	L, 5-12	Upper Iowa	Fayetteville
4/5	W, 7-4	Upper Iowa	Fayetteville
4/5	W, 4-1	Upper Iowa	Fayetteville
4/8	W, 5-2	Yankton	Fayetteville
4/8	W, 6-1	Yankton	Fayetteville
4/12	L, 0-6	Memphis	Memphis, Tenn.
4/12	W, 10-3	Memphis	Memphis, Tenn.
4/18	W, 5-2	Oklahoma Baptist	Shawnee, Okla.
4/19	W, 2-0	Oklahoma City	Oklahoma City, Okla.
4/21	L, 13-14	TCU	Fort Worth, Texas
4/22	L, 3-8	SMU	Dallas, Texas
4/26	W, 10-6	Kansas State	Fayetteville
4/26	L, 4-6	Kansas State	Fayetteville
4/30	W, 12-1	William Jewell	Fayetteville
4/30	L, 0-4	William Jewell	Fayetteville
5/3	W, 3-0	Evangel	Springfield, Mo.
5/3	W, 18-0	Evangel	Springfield, Mo.
5/6	W, 3-2	SMS	Fayetteville
5/6	L, 0-2	SMS	Fayetteville

## 1968 (13-11)

## Wayne Robbins

Date	Result	Opponent	Location
3/23	L, 0-4	East Texas Baptist	Marshall, Texas
3/23	L, 1-2	East Texas Baptist	Marshall, Texas
3/25	W, 3-2	St. Mary's (Texas)	San Antonio, Texas
3/26	L, 0-1	Air Force	San Antonio, Texas
3/27	L, 4-8	Missouri	San Antonio, Texas
3/28	L, 2-7	Texas-Pan American	Edinburg, Texas
3/29	L, 5-10	Texas-Pan American	Edinburg, Texas
3/30	L, 7-19	Trinity	San Antonio, Texas
4/5	L, 12-13	Morningside	Fayetteville
4/6	W, 29-4	Morningside	Fayetteville
	W, 4-3	Yankton	Fayetteville
	W, 7-2	Yankton	Fayetteville
4/9	W, 12-3	Oklahoma City	Fayetteville
	W, 4-3	Yankton	Fayetteville
4/12	L, 11-19	Mississippi State	Starkville, Miss.
4/15	L, 4-7	Memphis	Fayetteville
4/15	W, 13-7	Memphis	Fayetteville

## 1970 (19-13)

## Norm DeBrynn

Date	Result	Opponent	Location
	W, 8-1	St. Mary's (Texas)	San Antonio, Texas
3/23	L, 6-8	Texas-Pan American	Edinburg, Texas
	L, 7-8	St. Edwards	Austin, Texas
	W, 10-5	NE Missouri St.	San Antonio, Texas
3/25	L, 5-11	Texas Lutheran	Sequin, Texas

# All-Time Results



## History/Records

3/26	L, 0-1	St. Mary's (Texas)	San Antonio, Texas
3/28	L, 1-10	Minnesota	San Antonio, Texas
3/28	W, 8-7	Minnesota	San Antonio, Texas
3/28	W, 4-3	Texas - Pan American	Edinburg, Texas
4/4	W, 5-0	Nebraska - Kearney	Fayetteville
4/4	L, 0-4	Nebraska - Kearney	Fayetteville
4/8	W, 7-2	William Jewell	Fayetteville
4/8	L, 2-3	William Jewell	Fayetteville
4/11	L, 7-8	Tulsa	Tulsa, Okla.
4/13	W, 9-6	Oklahoma Baptist	Fayetteville
4/13	L, 4-9	Oklahoma Baptist	Fayetteville
4/15	W, 5-3	Oklahoma State	Fayetteville
4/15	W, 3-1	Oklahoma State	Fayetteville
4/18	W, 6-4	SW, Missouri St.	Springfield, Mo.
4/21	W, 9-4	Oklahoma City	Fayetteville
4/21	W, 9-3	Oklahoma City	Fayetteville
4/29	W, 7-0	Oral Roberts	Fayetteville
4/29	W, 8-0	Oral Roberts	Fayetteville
5/2	W, 7-6	Memphis	Memphis, Tenn.
5/2	W, 7-3	Memphis	Memphis, Tenn.
5/4	L, 0-6	Mississippi State	Starkville, Miss.
5/4	L, 0-1	Mississippi State	Starkville, Miss.
5/8	L, 6-9	Vanderbilt	Covington, Tenn.
5/11	L, 1-2	Oklahoma	Fayetteville
5/11	W, 5-2	Oklahoma	Fayetteville
5/12	W, 10-0	Evangel	Springfield, Mo.
5/12	W, 6-0	Evangel	Springfield, Mo.

### 1971 (23-18) Norm DeBriyn

Date	Result	Opponent	Location
3/3	L, 3-4	Tulsa	Tulsa, Okla.
3/3	L, 2-18	Tulsa	Tulsa, Okla.
3/17	W, 6-2	Drake	Fayetteville
3/17	L, 6-7	Drake	Fayetteville
3/20	W, 13-3	Oklahoma Baptist	Shawnee, Okla.
3/20	L, 2-4	Oklahoma Baptist	Shawnee, Okla.
	W, 8-7	St. Cloud State	Fayetteville
3/25	W, 5-1	Buena Vista	Fayetteville
3/25	W, 3-2	Buena Vista	Fayetteville
3/29	W, 3-2	Trinity	San Antonio, Texas
3/29	L, 2-4	St. Mary's (Texas)	San Antonio, Texas
3/31	W, 6-1	Texas Lutheran	Seguin, Texas
4/1	L, 0-10	Texas-Pan American	Edinburg, Texas
4/1	L, 0-5	Texas-Pan American	Edinburg, Texas
4/2	L, 2-5	Rice	Edinburg, Texas
4/3	L, 3-4	Rice	Edinburg, Texas
4/6	W, 4-3	Abeline Christian	Fayetteville
4/6	W, 11-1	Abeline Christian	Fayetteville
	W, 8-1	Carthage	Fayetteville
	T, 2-2	Carthage	Fayetteville
4/13	W, 6-2	SMS	Fayetteville
4/13	L, 2-3	SMS	Fayetteville
4/17	W, 6-0	Pittsburg State	Fayetteville
4/17	W, 11-1	Pittsburg State	Fayetteville
4/19	W, 11-0	Oklahoma City	Oklahoma City, Okla.
4/19	W, 13-1	Oklahoma City	Oklahoma City, Okla.
4/21	L, 4-6	Oklahoma State	Stillwater, Okla.
4/21	L, 4-7	Oklahoma State	Stillwater, Okla.
4/24	W, 6-5	Memphis	Fayetteville
4/24	W, 4-3	Memphis	Fayetteville
4/27	W, 6-1	Oral Roberts	Tulsa, Okla.

4/27	L, 4-6	Oral Roberts	Tulsa, Okla.
5/4	W, 12-11	Oral Roberts	Fayetteville
5/4	L, 2-5	Oral Roberts	Fayetteville
5/5	W, 12-1	Evangel	Springfield, Mo.
5/5	W, 13-0	Evangel	Springfield, Mo.
5/7	L, 4-6	Creighton	Omaha, Neb.
5/7	W, 2-0	Creighton	Omaha, Neb.
5/8	L, 2-3	Creighton	Omaha, Neb.
5/8	L, 1-2	Creighton	Omaha, Neb.
5/15	W, 5-2	Union	Fayetteville
5/15	L, 2-6	Union	Fayetteville

### 1972 (16-16) Norm DeBriyn

Date	Result	Opponent	Location
3/8	W, 8-2	Lincoln	Fayetteville
3/8	W, 10-0	Lincoln	Fayetteville
3/10	W, 12-4	William Jewell	Fayetteville
3/11	W, 3-2	William Jewell	Fayetteville
	L, 3-15	Tulsa	Fayetteville
	L, 3-4	Tulsa	Fayetteville
	L, 4-5	Northeastern (Okla.) St.	Fayetteville
	W, 2-0	Northeastern (Okla.) St.	Fayetteville
3/18	W, 9-4	Drake	Fayetteville
3/18	W, 4-2	Drake	Fayetteville
3/20	W, 9-6	St. Cloud State	Fayetteville
3/22	W, 9-6	Missouri	Columbia, Mo.
3/22	L, 1-3	Missouri	Columbia, Mo.
3/25	L, 4-8	Oral Roberts	Tulsa, Okla.
3/25	W, 2-1	Oral Roberts	Tulsa, Okla.
3/28	L, 4-5	West Texas State	Tulsa, Okla.
3/30	L, 2-3	Tulsa	Tulsa, Okla.
3/31	W, 1-0	Buena Vista	Tulsa, Okla.
4/1	L, 0-3	Tulsa	Tulsa, Okla.
4/1	L, 3-4	West Texas State	Tulsa, Okla.
4/2	L, 3-5	Tulsa	Tulsa, Okla.
4/6	L, 2-6	Southwestern (Okla.) St.	Fayetteville
4/7	W, 8-5	Missouri Western	Fayetteville
4/7	W, 4-3	Missouri Western	Fayetteville
4/11	W, 5-0	Pittsburg State	Fayetteville
4/11	W, 9-0	Pittsburg State	Fayetteville
4/18	L, 2-7	SMS	Springfield, Mo.
4/18	W, 8-7	SMS	Springfield, Mo.
4/22	L, 2-4	Union	Jackson, Tenn.
4/22	L, 2-6	Union	Jackson, Tenn.
5/2	L, 2-3	Oklahoma	Norman, Okla.
5/2	L, 3-4	Oklahoma	Norman, Okla.

### 1974 (22-21; 9-15 7th SWC) Norm DeBriyn

Date	Result	Opponent	Location
3/2	W, 8-4	Northeastern (Okla.) St.	Fayetteville
3/2	W, 4-1	Northeastern (Okla.) St.	Fayetteville
3/5	W, 4-0	Missouri Western	Fayetteville
3/5	W, 5-2	Missouri Western	Fayetteville
3/6	L, 1-12	Creighton	Fayetteville
3/6	W, 12-4	Creighton	Fayetteville
3/8	L, 6-7	*Baylor	Waco, Texas
3/9	L, 2-7	*Baylor	Waco, Texas
3/9	L, 0-9	*Baylor	Waco, Texas
3/12	L, 1-2	Kansas St.	Fayetteville
3/12	L, 1-2	Kansas St.	Fayetteville
3/15	W, 4-2	*SMU	Fayetteville
3/16	W, 11-3	*SMU	Fayetteville
3/16	W, 6-2	*SMU	Fayetteville
3/18	W, 4-2	Mankato St.	Fayetteville
3/18	L, 3-9	Mankato St.	Fayetteville
3/22	L, 2-5	*Texas A&M	College Station, Texas
3/22	L, 1-15	*Texas A&M	College Station, Texas
3/23	L, 0-15	*Texas A&M	College Station, Texas
3/27	W, 1-0	Oral Roberts	Tulsa, Okla.
3/27	L, 0-1	Oral Roberts	Tulsa, Okla.
3/25	W, 5-4	Lamar	Fayetteville
3/29	L, 4-19	*Texas	Fayetteville
3/30	L, 2-3	*Texas	Fayetteville
3/30	W, 8-5	*Texas	Fayetteville
4/2	L, 4-5	Oklahoma City	Oklahoma City, Okla.
4/2	W, 9-0	Oklahoma City	Oklahoma City, Okla.
4/6	L, 5-6	*Rice	Fayetteville
4/6	W, 6-3	*Rice	Fayetteville
4/6	W, 9-7	*Rice	Fayetteville
4/9	W, 9-5	SW Missouri St.	Springfield, Mo.
4/9	W, 10-8	SW Missouri St.	Springfield, Mo.
4/12	L, 2-8	*TCU	Fort Worth, Texas
4/13	L, 5-6	*TCU	Fort Worth, Texas
4/13	L, 3-5	*TCU	Fort Worth, Texas
4/15	W, 6-4	Evangel	Springfield, Mo.
4/15	W, 5-3	Evangel	Springfield, Mo.
4/19	W, 9-3	*Texas Tech	Fayetteville
4/20	W, 15-6	*Texas Tech	Fayetteville
4/20	W, 7-6	*Texas Tech	Fayetteville
4/27	L, 0-8	*Houston	Houston, Texas
4/27	L, 5-6	*Houston	Houston, Texas
4/27	L, 3-8	*Houston	Houston, Texas
		* SWC Game	

### 1973 (23-7) Norm DeBriyn

Date	Result	Opponent	Location
	W, 3-1	Southern Methodist	Dallas, Texas
	W, 4-3	Southern Methodist	Dallas, Texas
3/14	W, 9-7	Kansas State	Fayetteville
3/14	W, 8-2	Kansas State	Fayetteville
3/17	W, 6-5	Notre Dame	Las, Cruces, N. Mex.
3/17	W, 8-4	New Mexico St.	Las, Cruces, N. Mex.
3/18	L, 0-10	Tulsa	Tulsa, Okla.
3/19	T, 17-17	St. Cloud State	Fayetteville
3/22	W, 11-10	Drake	Fayetteville
3/22	W, 3-2	Drake	Fayetteville
3/27	W, 4-0	St. Olaf	Fayetteville
	W, 6-1	Oklahoma City	Oklahoma City, Okla.
	W, 10-0	Oklahoma City	Oklahoma City, Okla.
	W, 7-5	SMS	Fayetteville
	W, 13-4	SMS	Fayetteville
4/14	W, 1-0	Memphis	Fayetteville
4/14	L, 0-3	Memphis	Fayetteville
	W, 5-4	Evangel	Fayetteville
	W, 11-0	Evangel	Fayetteville
	W, 5-4	Oral Roberts	Tulsa, Okla.
	L, 0-2	Oral Roberts	Tulsa, Okla.
4/21	W, 8-2	Oklahoma City	Fayetteville
4/21	W, 3-2	Oklahoma City	Fayetteville
4/24	W, 2-0	Tulsa	Fayetteville
4/24	L, 2-7	Tulsa	Fayetteville
4/27	W, 5-1	Creighton	Omaha, Neb.
4/27	W, 11-2	Creighton	Omaha, Neb.
4/28	W, 3-1	Creighton	Omaha, Neb.
4/28	L, 2-6	Creighton	Omaha, Neb.
5/27+	L, 0-6	Trinity	Arlington, Texas
5/28+	L, 2-4	Texas Pan-American	Arlington, Texas

### 1975 (20-22; 8-14 7th SWC) Norm DeBriyn

Date	Result	Opponent	Location
3/1	L, 0-3	Kansas State	Fayetteville
3/1	W, 6-1	Kansas State	Fayetteville
3/2	L, 4-5	Kansas State	Fayetteville
3/2	W, 11-1	Kansas State	Fayetteville
3/4	W, 7-6	Northeastern (Okla.) St.	Fayetteville
3/4	W, 8-6	Northeastern (Okla.) St.	Fayetteville
3/7	L, 2-11	*Baylor	Fayetteville
3/8	W, 5-4	*Baylor	Fayetteville
3/8	W, 7-4	*Baylor	Fayetteville
	W, 4-1	*SMU	Dallas, Texas
3/17	W, 3-2	Baker	Fayetteville
3/17	L, 0-2	Baker	Fayetteville
3/21	W, 4-1	*Texas A&M	Fayetteville
3/22	L, 2-3	*Texas A&M	Fayetteville
3/22	L, 0-5	*Texas A&M	Fayetteville
3/24	W, 15-6	Nebraska	Fayetteville
3/24	W, 10-4	Nebraska	Fayetteville
3/25	L, 4-5	Nebraska	Fayetteville
3/25	W, 4-2	Nebraska	Fayetteville
3/29	L, 1-6	*Texas	Austin, Texas
3/29	L, 1-5	*Texas	Austin, Texas
3/29	L, 2-3	*Texas	Austin, Texas
3/3	W, 9-2	Northeastern (Okla.) St.	Fayetteville
3/3	W, 4-0	Northeastern (Okla.) St.	Fayetteville
4/4	W, 5-0	*Rice	Houston, Texas
4/5	L, 1-5	*Rice	Houston, Texas
4/5	L, 0-9	*Rice	Houston, Texas
4/8	L, 7-8	Southwestern (Okla.) St.	Fayetteville
4/8	L, 4-7	Southwestern (Okla.) St.	Fayetteville
4/11	L, 8-9	*TCU	Forth Worth, Texas
4/12	L, 1-13	*TCU	Forth Worth, Texas
4/12	L, 2-4	*TCU	Forth Worth, Texas
4/15	W, 5-1	Oral Roberts	Fayetteville
4/15	W, 4-2	Oral Roberts	Fayetteville
4/18	W, 6-4	*Texas Tech	Lubbock, Texas



Arkansas' legendary skipper Norm DeBriyn took over the Razorback program in 1970 and built it into a national power over his 33 years at the helm. He won a school-record 1,161 games and three conference titles.





4/19	L, 5-14	*Texas Tech	Lubbock, Texas
4/19	L, 11-13	*Texas Tech	Lubbock, Texas
4/21	L, 0-6	American Christian	Fayetteville
4/21	L, 1-2	American Christian	Fayetteville
4/25	W, 5-1	*Houston	Houston, Texas
4/26	W, 3-0	*Houston	Houston, Texas
4/26	L, 3-10	*Houston	Houston, Texas
* SWC Game			

### 1976 (31-15-1; 12-12 5th SWC) Norm DeBriyn

Date	Result	Opponent	Location
2/28	W, 2-0	Northeastern (Okla.) St.	Fayetteville
2/28	W, 7-6	Northeastern (Okla.) St.	Fayetteville
3/5	L, 4-9	*Houston	Houston, Texas
3/6	L, 0-1	*Houston	Houston, Texas
3/6	L, 2-3	*Houston	Houston, Texas
3/10	W, 11-0	Baker	Fayetteville
3/11	W, 9-7	Baker	Fayetteville
3/12	W, 7-0	Missouri Southern	Fayetteville
3/12	T, 0-0	\$Missouri Southern (12)	Fayetteville
3/13	W, 9-1	Southwest Baptist	Fayetteville
3/13	W, 6-1	Southwest Baptist	Fayetteville
3/14	W, 6-4	William Jewell	Fayetteville
3/15	W, 1-0	Tulsa	Fayetteville
3/15	W, 1-0	Tulsa	Fayetteville
3/19	W, 5-4	*Texas Tech	Fayetteville
3/20	W, 4-3	*Texas Tech	Fayetteville
3/20	W, 10-2	*Texas Tech	Fayetteville
3/22	W, 6-5	Luther	Fayetteville
3/22	W, 13-3	Luther	Fayetteville
3/23	W, 2-0	Mankato State	Fayetteville
3/23	W, 2-0	Mankato State	Fayetteville
3/26	W, 17-2	*SMU	Dallas, Texas
3/27	W, 10-1	*SMU	Dallas, Texas
3/27	W, 2-1	*SMU	Dallas, Texas
3/29	L, 2-5	Illinois - Edwards	Fayetteville
3/29	W, 7-3	Illinois - Edwards	Fayetteville
3/30	W, 6-5	Oral Roberts	Tulsa, Okla.
3/30	L, 3-6	Oral Roberts	Tulsa, Okla.
4/2	W, 7-5	*TCU	Fayetteville
4/3	L, 5-6	*TCU	Fayetteville
4/3	W, 7-6	*TCU	Fayetteville
4/6	W, 11-3	SMS	Fayetteville
4/6	W, 8-5	SMS	Fayetteville
4/9	L, 0-5	*Baylor	Waco, Texas
4/10	L, 0-2	*Baylor	Waco, Texas
4/10	L, 2-5	*Baylor	Waco, Texas
4/16	W, 4-1	*Rice	Fayetteville
4/17	W, 4-1	*Rice	Fayetteville
4/17	W, 1-0	*Rice	Fayetteville
4/23	L, 1-10	*Texas	Austin, Texas
4/24	L, 3-6	*Texas	Austin, Texas
4/24	W, 5-2	*Texas	Austin, Texas
4/27	W, 2-0	American Christian	Fayetteville
4/27	L, 0-1	American Christian	Fayetteville
4/30	L, 6-7	*Texas A&M	Fayetteville
5/1	L, 1-3	*Texas A&M	Fayetteville
5/1	L, 5-7	*Texas A&M	Fayetteville
* SWC Game			
\$ Game called after 12 innings			

### 1977 (33-18; 14-10 4th SWC) Norm DeBriyn

Date	Result	Opponent	Location
2/19	W, 11-2	Northeastern (Okla.) St.	Fayetteville
2/19	W, 5-0	Northeastern (Okla.) St.	Fayetteville
2/22	W, 7-0	Oral Roberts	Fayetteville
2/22	L, 0-2	Oral Roberts	Fayetteville
2/25	L, 0-6	*Texas A&M	College Station, Texas
2/26	L, 3-4	*Texas A&M	College Station, Texas
2/26	L, 0-4	*Texas A&M	College Station, Texas
3/1	W, 2-0	Southwestern (Okla.) St.	Fayetteville
3/2	W, 11-0	NE (Okla.) St.	Fayetteville
3/4	W, 5-3	*Houston	Fayetteville
3/5	W, 2-0	*Houston	Fayetteville
3/5	L, 0-5	*Houston	Fayetteville
3/7	W, 6-0	Baker	Fayetteville
3/7	W, 11-1	Baker	Fayetteville
3/9	W, 6-0	Missouri Southern	Fayetteville
3/9	W, 7-6	Missouri Southern	Fayetteville
3/10	W, 5-1	William Jewell	Fayetteville
3/10	W, 2-0	William Jewell	Fayetteville
3/13	W, 8-0	Creighton	Fayetteville
3/14	W, 4-1	Iowa State	Fayetteville
3/14	W, 2-0	Iowa State	Fayetteville

3/15	L, 1-2	Tulsa	Tulsa, Okla.
3/15	L, 4-6	Tulsa	Tulsa, Okla.
3/18	W, 13-10	*Texas Tech	Lubbock, Texas
3/19	L, 4-7	*Texas Tech	Lubbock, Texas
3/19	W, 14-7	*Texas Tech	Lubbock, Texas
3/23	W, 4-3	Eastern Michigan	Fayetteville
3/23	W, 8-1	Eastern Michigan	Fayetteville
3/25	W, 1-0	*SMU	Fayetteville
3/26	W, 4-1	*SMU	Fayetteville
3/26	W, 3-1	*SMU	Fayetteville
4/1	L, 2-5	*TCU	Forth Worth, Texas
4/2	W, 3-0	*TCU	Forth Worth, Texas
4/2	W, 6-5	*TCU	Forth Worth, Texas
4/5	W, 4-3	SMS	Fayetteville
4/5	W, 6-3	SMS	Fayetteville
4/8	L, 3-5	*Baylor	Fayetteville
4/9	W, 5-2	*Baylor	Fayetteville
4/9	W, 6-1	*Baylor	Fayetteville
4/11	W, 5-2	Oklahoma	Norman, Okla.
4/11	L, 3-4	Oklahoma	Norman, Okla.
4/15	L, 3-8	*Rice	Houston, Texas
4/16	W, 7-1	*Rice	Houston, Texas
4/16	W, 9-4	*Rice	Houston, Texas
4/19	L, 3-6	Tulsa	Fayetteville
4/19	L, 1-6	Tulsa	Fayetteville
4/22	L, 1-5	*Texas	Fayetteville
4/23	L, 1-7	*Texas	Fayetteville
4/23	W, 1-0	*Texas	Fayetteville
5/13/!	L, 2-5	Texas A&M	Austin, Texas
5/14/!	L, 1-8	Texas	Austin, Texas
* SWC Game			
! SWC Tournament			

### 1978 (31-13; 18-6 2nd SWC) Norm DeBriyn

Date	Result	Opponent	Location
2/17	W, 5-3	Missouri Southern	Fayetteville
2/17	W, 6-0	Missouri Southern	Fayetteville
2/25	W, 9-4	Tulsa	Fayetteville
2/25	L, 0-10	Tulsa	Fayetteville
3/3	W, 5-4	*Texas	Austin, Texas
3/4	W, 2-1	*Texas	Austin, Texas
3/4	L, 3-18	*Texas	Austin, Texas
3/6	W, 7-6	Northwestern Missouri St.	Fayetteville
3/6	L, 2-4	Northwestern Missouri St.	Fayetteville
3/10	W, 6-0	*Rice	Fayetteville
3/11	W, 1-0	*Rice	Fayetteville
3/11	W, 6-0	*Rice	Fayetteville
3/17	L, 11-12	*Baylor	Waco, Texas
3/18	W, 7-6	*Baylor	Waco, Texas
3/18	L, 8-9	*Baylor	Waco, Texas
3/20	W, 5-1	Luther	Fayetteville
3/20	W, 10-0	Luther	Fayetteville
3/21	W, 6-3	Missouri Western	Fayetteville
3/21	L, 8-9	Missouri Western	Fayetteville
3/24	W, 6-3	*TCU	Fayetteville
3/25	W, 4-3	*TCU	Fayetteville
3/25	W, 7-2	*TCU	Fayetteville
3/31	W, 5-2	*SMU	Dallas, Texas

4/1	W, 9-2	*SMU	Dallas, Texas
4/1	W, 6-4	*SMU	Dallas, Texas
4/5	L, 4-15	SMS	Springfield, Mo.
4/5	W, 3-2	SMS	Springfield, Mo.
4/7	W, 6-1	*Texas Tech	Fayetteville
4/8	W, 13-2	*Texas Tech	Fayetteville
4/8	W, 2-1	*Texas Tech	Fayetteville
4/13	W, 4-0	North Texas	Fayetteville
4/13	W, 12-0	North Texas	Fayetteville
4/14	W, 9-0	North Texas	Fayetteville
4/14	W, 6-0	North Texas	Fayetteville
4/21	W, 6-5	*Houston	Houston, Texas
4/22	W, 5-1	*Houston	Houston, Texas
4/22	L, 4-14	*Houston	Houston, Texas
4/25	W, 8-6	Tulsa	Fayetteville
4/28	L, 1-6	*Texas A&M	Fayetteville
4/29	L, 0-5	*Texas A&M	Fayetteville
4/29	W, 6-5	*Texas A&M	Fayetteville
5/3	L, 2-3	Tulsa	Tulsa, Okla.
5/12/!	L, 0-1	Baylor	Austin, Texas
5/13/!	L, 0-5	Texas A&M	Austin, Texas
* SWC Game			
! SWC Tournament			

### 1979 (49-15; 19-5 2nd SWC) Norm DeBriyn

Date	Result	Opponent	Location
2/23	W, 7-1	William Jewell	Fayetteville
2/23	W, 13-2	William Jewell	Fayetteville
2/27	W, 5-0	Missouri Southern	Fayetteville
2/27	W, 3-2	Missouri Southern	Fayetteville
3/2	W, 2-0	*Texas	Fayetteville
3/3	L, 2-3	*Texas	Fayetteville
3/3	L, 0-1	*Texas	Fayetteville
3/4	L, 2-3	Southern Illinois	Fayetteville
3/4	L, 5-18	Southern Illinois	Fayetteville
3/5	W, 5-0	Southwest Baptist	Fayetteville
3/5	W, 9-2	Southwest Baptist	Fayetteville
3/6	W, 4-1	Tulsa	Fayetteville
3/6	W, 8-1	Tulsa	Fayetteville
3/9	W, 6-3	*Rice	Houston, Texas
3/10	W, 7-2	*Rice	Houston, Texas
3/10	W, 12-3	*Rice	Houston, Texas
3/16	W, 12-1	*Baylor	Fayetteville
3/17	W, 5-1	*Baylor	Fayetteville
3/17	L, 0-4	*Baylor	Fayetteville
3/19	W, 13-0	Missouri Western	Fayetteville
3/19	W, 7-6	Missouri Western (11)	Fayetteville
3/23	W, 7-1	*TCU	Fort Worth, Texas
3/24	W, 10-1	*TCU	Fort Worth, Texas
3/24	W, 9-4	*TCU	Fort Worth, Texas
3/26	W, 6-2	Eastern Michigan	Fayetteville
3/26	W, 1-0	Eastern Michigan	Fayetteville
3/27	W, 7-4	Iowa	Fayetteville
3/27	W, 6-0	Eastern Michigan	Fayetteville
3/30	W, 3-1	*SMU	Fayetteville
3/31	W, 3-1	*SMU	Fayetteville
3/31	W, 9-2	*SMU	Fayetteville
4/3	W, 5-1	SMS	Fayetteville

# All-Time Results

Dallas, Texas	4/3	W, 4-3	SMS	Fayetteville
Dallas, Texas	4/6	L, 8-9	*Texas Tech	Lubbock, Texas
Springfield, Mo.	4/7	W, 6-2	*Texas Tech	Lubbock, Texas
Springfield, Mo.	4/7	W, 12-9	*Texas Tech	Lubbock, Texas
Fayetteville	4/13	W, 4-0	South Dakota	Fayetteville
Fayetteville	4/13	W, 7-0	South Dakota	Fayetteville
Fayetteville	4/14	W, 7-1	South Dakota	Fayetteville
Fayetteville	4/14	W, 8-1	South Dakota	Fayetteville
Fayetteville	4/17	L, 2-5	Oral Roberts	Tulsa, Okla.
Fayetteville	4/20	W, 5-3	*Houston	Fayetteville
Fayetteville	4/21	W, 3-0	*Houston	Fayetteville
Houston, Texas	4/21	W, 11-10	*Houston (8)	Fayetteville
Houston, Texas	4/27	L, 0-6	*Texas A&M	College Station, Texas
Houston, Texas	4/28	W, 2-0	*Texas A&M (11)	College Station, Texas
Tulsa, Okla.	4/28	W, 9-1	*Texas A&M	College Station, Texas
Fayetteville		L, 8-9	Missouri Southern	Joplin, Mo.
Fayetteville		W, 6-5	Missouri Southern	Joplin, Mo.
Fayetteville		L, 6-7	Wichita State	Wichita, Kan.
Tulsa, Okla.		L, 4-5	Wichita State	Wichita, Kan.
Austin, Texas	5/12/!	W, 6-1	Baylor	Austin, Texas
Austin, Texas	5/13/!	L, 2-6	Texas	Austin, Texas
	5/14/!	W, 6-2	Texas A&M	Austin, Texas
	5/14/!	L, 6-12	Texas	Austin, Texas
	5/25 +	W, 12-11	George Washington	Tallahassee, Fla.
	5/26 +	W, 9-1	Florida	Tallahassee, Fla.
	5/26 +	W, 8-6	Delaware	Tallahassee, Fla.
	5/27 +	W, 4-3	Delaware	Tallahassee, Fla.
	6/1/!	W, 5-4	Pepperdine	Omaha, Neb.
	6/3/!	W, 10-3	Arizona	Omaha, Neb.
	6/5/!	W, 9-4	Texas	Omaha, Neb.
	6/6/!	L, 10-13	Cal State-Fullerton	Omaha, Neb.
	6/8/!	L, 1-2	Cal State-Fullerton	Omaha, Neb.
* SWC Game				
! SWC Tournament				
+ NCAA East Regional				
# College World Series				

### 1980 (44-22; 15-8 3rd SWC) Norm DeBriyn

Date	Result	Opponent	Location
2/15	W, 9-3	Texas - Pan American	Edinburg, Texas
2/15	L, 0-2	Texas - Pan American	Edinburg, Texas
2/16	L, 1-3	Texas - Pan American	Edinburg, Texas
2/16	L, 0-5	Texas - Pan American	Edinburg, Texas
2/17	W, 4-2	Texas - Pan American	Edinburg, Texas
2/17	L, 2-3	Texas - Pan American	Edinburg, Texas
2/22	W, 15-0	Missouri Southern	Fayetteville
2/22	W, 7-0	Missouri Southern	Fayetteville
2/23	W, 10-0	Tulsa	Fayetteville
2/23	W, 12-0	Tulsa	Fayetteville
2/29	W, 2-0	*SMU	Dallas, Texas
3/1	L, 1-2	*SMU	Dallas, Texas
3/1	L, 1-9	*SMU	Dallas, Texas
3/7	W, 2-1	*Texas Tech	Fayetteville
3/8	L, 3-5	*Texas Tech	Fayetteville
3/8	W, 9-2	*Texas Tech	Fayetteville
3/9	W, 6-5	Southern Illinois	Fayetteville
3/9	L, 4-8	Southern Illinois	Fayetteville
3/10	W, 11-6	Northwestern Missouri St.	Fayetteville



Arkansas' 1979 team made the school's first appearance in the College World Series and finished second.

# All-Time Results



## History/Records

3/10	W, 7-1	Northwestern Missouri St.	Fayetteville
3/11	L, 3-7	Oral Roberts	Fayetteville
3/11	L, 0-5	Oral Roberts	Fayetteville
3/12	W, 10-3	Southwest Baptist	Fayetteville
3/12	W, 11-1	Southwest Baptist	Fayetteville
3/13	W, 16-2	Baker	Fayetteville
3/13	W, 9-4	Baker	Fayetteville
3/14	W, 8-4	Kansas State	Fayetteville
3/14	W, 8-3	Kansas State	Fayetteville
3/15	W, 9-0	Wisconsin	Fayetteville
3/15	W, 3-0	Wisconsin	Fayetteville
3/16	W, 9-0	Wisconsin	Fayetteville
3/16	W, 9-0	Wisconsin	Fayetteville
3/21	W, 13-6	*Houston	Houston, Texas
3/22	W, 4-2	*Houston	Houston, Texas
3/22	L, 6-11	*Houston	Houston, Texas
3/28	W, 4-2	*Texas A&M	Fayetteville
3/28	L, 5-8	*Texas A&M	Fayetteville
4/1	W, 2-1	Centenary	Fayetteville
4/1	W, 7-5	Centenary	Fayetteville
4/4	W, 2-1	*Texas	Austin, Texas
4/5	L, 3-15	*Texas	Austin, Texas
4/5	W, 8-6	*Texas	Austin, Texas
4/11	W, 14-6	*Rice	Fayetteville
4/12	W, 5-2	*Rice	Fayetteville
4/12	L, 8-9	*Rice	Fayetteville
4/15	W, 8-3	Tulsa	Tulsa, Okla.
4/15	W, 17-6	Tulsa	Tulsa, Okla.
4/18	L, 1-2	*Baylor	Waco, Texas
4/19	W, 3-2	*Baylor	Waco, Texas
4/19	W, 7-6	*Baylor	Waco, Texas
4/23	L, 6-7	Mississippi St. (11)	Greenville, Miss.
4/25	W, 5-1	*TCU	Fayetteville
4/26	W, 3-2	*TCU	Fayetteville
4/26	W, 18-17	*TCU	Fayetteville
4/29	W, 7-6	Oklahoma State	Tulsa, Okla.
5/3	W, 4-2	Oral Roberts	Tulsa, Okla.
5/4	L, 2-6	Wichita State	Wichita, Kan.
5/4	L, 0-14	Wichita State	Wichita, Kan.
5/7	W, 19-10	Texas A&M	College Station, Texas
5/8	L, 4-6	Texas	College Station, Texas
5/9	W, 6-5	Texas Tech	College Station, Texas
5/9	W, 8-7	Texas	College Station, Texas
5/10	L, 4-9	Texas	College Station, Texas
5/22+	W, 3-2	Oral Roberts	Tulsa, Okla.
5/23+	L, 0-6	Missouri	Tulsa, Okla.
5/24+	L, 1-7	California	Tulsa, Okla.
* SWC Game			
! SWC Tournament			
+ NCAA Midwest Regional			

### 1981 (31-21; 12-9 2nd SWC) Norm DeBrynn

Date	Result	Opponent	Location
2/21	L, 4-5	Oklahoma State (11)	Fayetteville
2/24	W, 8-2	Missouri Southern	Fayetteville
2/24	W, 7-4	Missouri Southern	Fayetteville
2/28	W, 25-5	Western Michigan	Lakeland, Fla.
3/1	W, 17-10	Eastern Michigan	Lakeland, Fla.
3/2	W, 7-5	Missouri	Lakeland, Fla.
3/3	L, 5-7	Eastern Michigan	Lakeland, Fla.
3/3	L, 6-8	Missouri	Lakeland, Fla.
3/4	L, 3-5	Florida Southern	Lakeland, Fla.
3/5	W, 13-3	Florida Southern	Lakeland, Fla.
3/6	W, 6-2	Eastern Michigan	Lakeland, Fla.
3/6	W, 9-8	Eastern Michigan	Lakeland, Fla.
3/7	W, 15-11	Western Michigan	Lakeland, Fla.
3/10	L, 3-6	Oral Roberts	Fayetteville
3/10	L, 6-11	Oral Roberts	Fayetteville
3/13	W, 4-1	*TCU	Fort Worth, Texas
3/14	L, 5-6	*TCU	Fort Worth, Texas
3/14	L, 5-6	*TCU	Fort Worth, Texas
3/16	W, 15-2	Missouri Western	Fayetteville
3/16	W, 10-0	Missouri Western	Fayetteville
3/17	W, 20-9	Southwest Baptist	Fayetteville
3/17	W, 8-3	Southwest Baptist	Fayetteville
3/20	W, 11-3	*Baylor	Fayetteville
3/21	W, 3-1	*Baylor	Fayetteville
3/21	W, 12-0	*Baylor	Fayetteville
3/27	W, 3-2	*Rice	Houston, Texas
3/28	L, 4-5	*Rice	Houston, Texas
3/28	L, 3-4	*Rice	Houston, Texas
4/3	W, 7-0	*Texas	Fayetteville
4/4	L, 4-5	*Texas	Fayetteville
4/4	L, 6-8	*Texas	Fayetteville



Kevin McReynolds was the Southwest Conference's first triple crown winner in 1980. He was drafted No. 6 overall by the Padres in 1981 and ended his career at Arkansas leading 12 offensive categories.

4/10	W, 4-0	*Texas A&M	College Station, Texas
4/11	L, 2-9	*Texas A&M	College Station, Texas
4/11	W, 19-6	*Texas A&M	College Station, Texas
4/17	L, 3-5	*Houston	Fayetteville
4/18	W, 15-4	*Houston	Fayetteville
4/18	W, 2-1	*Houston	Fayetteville
4/24	W, 13-4	*Texas Tech	Lubbock, Texas
4/25	W, 8-5	*Texas Tech	Lubbock, Texas
4/25	L, 5-7	*Texas Tech	Lubbock, Texas
4/27	W, 6-4	SMS	Fayetteville
4/27	L, 3-4	SMS	Fayetteville
4/29	L, 6-11	Mississippi State	Greenville, Miss.
5/1	W, 8-6	Oral Roberts	Tulsa, Okla.
5/2	L, 1-5	Oral Roberts	Tulsa, Okla.
5/2	L, 2-8	Oral Roberts	Tulsa, Okla.
5/15	L, 2-7	Houston	Austin, Texas
5/16	W, 5-4	Rice	Austin, Texas
5/17	W, 9-3	Houston	Austin, Texas
5/18	L, 1-11	Texas	Austin, Texas
* SWC Game			
! SWC Tournament			

### 1982 (40-15-2; 13-8 3rd SWC) Norm DeBrynn

Date	Result	Opponent	Location
2/20	W, 7-2	Missouri Southern	Fayetteville
2/20	W, 14-2	Missouri Southern	Fayetteville
2/26	W, 5-0	Northeastern (Okla.) St.	Fayetteville
2/26	W, 7-1	Northeastern (Okla.) St.	Fayetteville
3/2	L, 0-3	Southern Illinois	Fayetteville
3/2	W, 2-1	Southern Illinois	Fayetteville
3/7	W, 3-1	Northwest Missouri St.	Fayetteville
3/7	W, 4-1	Northwest Missouri St.	Fayetteville
3/8	W, 3-0	Northwest Missouri St.	Fayetteville
3/8	T, 7-7	Northwest Missouri St.	Fayetteville
3/9	W, 12-4	South Dakota	Fayetteville
3/9	W, 10-0	South Dakota	Fayetteville
3/13	W, 3-1	*TCU	Fayetteville
3/13	W, 2-1	*TCU	Fayetteville
3/13	W, 8-4	*TCU	Fayetteville
3/14	W, 11-1	Missouri Western	Fayetteville
3/15	W, 11-0	Missouri Western	Fayetteville
3/15	W, 7-0	Missouri Western	Fayetteville
3/16	W, 5-1	Evangel	Fayetteville
3/16	W, 4-1	Evangel	Fayetteville
3/17	W, 10-2	North Dakota State	Fayetteville
3/17	W, 10-1	North Dakota State	Fayetteville
3/19	W, 8-2	*Baylor	Waco, Texas
3/20	W, 8-7	*Baylor	Waco, Texas
3/20	L, 4-5	*Baylor (10)	Waco, Texas
3/21	W, 5-3	Indiana	Fayetteville
3/26	T, 4-4	*Rice (11)	Fayetteville
3/27	W, 2-1	*Rice	Fayetteville

3/27	W, 17-2	*Rice	Fayetteville
3/28	W, 6-1	*Rice	Fayetteville
4/2	W, 8-1	*Texas	Austin, Texas
4/3	L, 5-11	*Texas	Austin, Texas
4/3	L, 2-5	*Texas	Austin, Texas
4/9	W, 6-5	*Texas A&M	Fayetteville
4/10	L, 2-5	*Texas A&M	Fayetteville
4/10	W, 16-9	*Texas A&M	Fayetteville
4/11	W, 7-2	Ole Miss	Fayetteville
4/16	L, 3-7	*Houston	Houston, Texas
4/17	L, 0-2	*Houston	Houston, Texas
4/17	W, 1-0	*Houston (10)	Houston, Texas
4/20	W, 9-8	SMS	Fayetteville
4/20	W, 6-2	SMS	Fayetteville
4/23	W, 7-6	*Texas Tech	Fayetteville
4/24	L, 3-4	*Texas Tech	Fayetteville
4/24	L, 8-11	*Texas Tech	Fayetteville
4/28	L, 7-8	Mississippi State	Greenville, Miss.
4/30	W, 4-2	Dallas Baptist	Fayetteville
4/30	W, 6-1	Dallas Baptist	Fayetteville
5/1	L, 1-3	Dallas Baptist	Fayetteville
5/1	W, 7-2	Dallas Baptist	Fayetteville
5/8	W, 10-3	Oral Roberts	Fayetteville
5/8	L, 1-9	Oral Roberts	Fayetteville
5/9	L, 4-9	Oral Roberts	Tulsa, Okla.
5/9	W, 10-4	Oral Roberts	Tulsa, Okla.
5/14	W, 9-6	Houston	College Station, Texas
5/15	L, 0-8	Texas	College Station, Texas
5/16	L, 8-9	Houston	College Station, Texas
* SWC Game			
! SWC Tournament			

### 1983 (44-21; 13-8 2nd SWC) Norm DeBrynn

Date	Result	Opponent	Location
2/18	W, 8-7	Texas Wesleyan	Fayetteville
2/19	L, 0-2	Texas Wesleyan	Fayetteville
2/19	W, 11-5	Texas Wesleyan	Fayetteville
2/22	W, 19-3	Northeastern (Okla.) St.	Fayetteville
2/25	W, 11-3	Missouri Southern	Fayetteville
2/25	W, 8-6	Missouri Southern	Fayetteville
2/26	W, 10-1	Southwest Baptist	Fayetteville
2/26	W, 8-2	Southwest Baptist	Fayetteville
3/1	L, 3-7	Southern Illinois	Fayetteville
3/1	W, 6-2	Southern Illinois	Fayetteville
3/5	L, 4-11	Oklahoma	Norman, Okla.
3/5	W, 14-3	Oklahoma	Norman, Okla.
3/6	W, 13-4	Oklahoma City	Oklahoma City, Okla.
3/6	W, 7-2	Oklahoma	Norman, Okla.
3/11	W, 8-5	*Baylor	Fayetteville
3/12	W, 5-3	*Baylor	Fayetteville
3/12	L, 2-3	*Baylor	Fayetteville
3/13	W, 12-1	Kansas State	Fayetteville

3/14	W, 9-4	Missouri Western	Fayetteville
3/14	W, 13-2	Missouri Western	Fayetteville
3/15	W, 7-5	Central Missouri State	Fayetteville
3/15	W, 5-0	Central Missouri State	Fayetteville
3/16	W, 12-3	Central Missouri State	Fayetteville
3/16	W, 8-1	Central Missouri State	Fayetteville
3/17	W, 5-0	Notre Dame	Fayetteville
3/19	L, 1-6	*Rice	Houston, Texas
3/19	L, 2-3	*Rice (12)	Houston, Texas
3/20	W, 7-4	*Rice (10)	Houston, Texas
3/27	L, 4-9	*Texas	Little Rock, Ark.
3/27	L, 1-6	*Texas	Little Rock, Ark.
3/27	L, 9-11	*Texas	Little Rock, Ark.
4/1	W, 10-8	*Texas A&M	College Station, Texas
4/2	W, 3-0	*Texas A&M	College Station, Texas
4/2	W, 10-9	*Texas A&M	College Station, Texas
4/3	W, 8-5	Minnesota	Fayetteville
4/10	W, 1-0	*Houston	Fayetteville
4/10	L, 8-12	*Houston	Fayetteville
4/11	W, 9-1	*Houston	Fayetteville
4/16	W, 7-1	*Texas Tech	Lubbock, Texas
4/16	W, 8-7	*Texas Tech	Lubbock, Texas
4/17	L, 9-10	*Texas Tech	Lubbock, Texas
4/19	W, 6-3	SMS	Springfield, Mo.
4/19	L, 2-3	SMS	Springfield, Mo.
4/23	W, 4-3	*TCU	Fort Worth, Texas
4/23	W, 10-5	*TCU	Fort Worth, Texas
4/24	W, 9-3	*TCU	Fort Worth, Texas
4/26	L, 2-9	Mississippi State	Greenville, Miss.
4/27	W, 5-3	Mississippi State	Helena, Ark.
4/29	L, 9-19	Dallas Baptist	Fort Smith, Ark.
4/30	W, 8-4	Dallas Baptist	Fayetteville
4/30	W, 8-7	Dallas Baptist	Fayetteville
5/6	W, 6-3	Oral Roberts	Fayetteville
5/6	W, 11-3	Oral Roberts	Fayetteville
5/7	L, 3-8	Oral Roberts	Tulsa, Okla.
5/7	W, 4-1	Oral Roberts	Tulsa, Okla.
5/13	W, 4-3	Houston	Austin, Texas
5/14	L, 2-9	Texas	Austin, Texas
5/15	W, 9-7	Houston	Austin, Texas
5/15	W, 5-4	Texas	Austin, Texas
5/16	L, 0-14	Texas	Austin, Texas
5/20	L, 3-5	Coastal Carolina	Fayetteville
5/21	L, 7-13	Coastal Carolina	Fayetteville
5/21	W, 6-4	Coastal Carolina	Fayetteville
5/26+	L, 6-7	Oral Roberts	Stillwater, Okla.
5/27+	L, 3-6	Wichita State	Stillwater, Okla.
* SWC Game			
! SWC Tournament			
+ NCAA Midwest Regional			





## 1984 (40-16; 12-9 4th SWC)

## Norm DeBrynn

Date	Result	Opponent	Location
2/17	W, 6-2	Texas Wesleyan	Fayetteville
2/18	W, 9-8	Texas Wesleyan	Fayetteville
2/18	W, 13-5	Texas Wesleyan	Fayetteville
2/25	W, 3-2	Eastern Michigan	Lakeland, Fla.
2/26	L, 10-15	Western Michigan	Lakeland, Fla.
2/27	L, 0-4	Missouri	Lakeland, Fla.
2/29	W, 8-1	Eastern Michigan	Lakeland, Fla.
3/1	W, 13-8	Western Michigan	Lakeland, Fla.
3/1	W, 5-1	Florida Southern	Lakeland, Fla.
3/2	W, 9-4	Western Michigan	Lakeland, Fla.
3/2	W, 4-1	Eastern Michigan	Lakeland, Fla.
3/10	W, 3-2	Indiana State	Fayetteville
3/10	W, 7-3	Indiana State	Fayetteville
3/11	W, 6-3	Indiana State	Fayetteville
3/13	W, 18-5	Illinois	Fayetteville
3/14	W, 6-5	Illinois	Fayetteville
3/16	W, 10-9	*Baylor	Waco, Texas
3/17	L, 7-8	*Baylor	Waco, Texas
3/17	W, 10-3	*Baylor	Waco, Texas
3/19	W, 8-2	Dallas Baptist	Fayetteville
3/20	L, 3-6	Dallas Baptist	Fayetteville
3/20	W, 3-0	Dallas Baptist	Fayetteville
3/21	W, 21-0	Southwest Baptist	Fayetteville
3/21	W, 33-4	Southwest Baptist	Fayetteville
3/22	W, 6-0	Eastern Illinois	Fayetteville
3/22	W, 16-2	Eastern Illinois	Fayetteville
3/23	W, 6-2	School of the Ozarks	Fayetteville
3/25	W, 5-3	*Rice	Fayetteville
3/25	W, 6-3	*Rice	Fayetteville
3/26	L, 2-7	*Rice	Fayetteville
3/30	L, 2-5	*Texas	Austin, Texas
3/31	L, 5-7	*Texas	Austin, Texas
3/31	W, 13-4	*Texas	Austin, Texas
4/6	L, 8-10	*Texas A&M	Fayetteville
4/7	W, 1-0	*Texas A&M	Fayetteville
4/7	W, 4-0	*Texas A&M	Fayetteville
4/9	W, 12-1	Missouri Southern	Fayetteville
4/14	L, 5-6	*Houston	Houston, Texas
4/14	W, 17-4	*Houston	Houston, Texas
4/15	L, 3-4	*Houston	Houston, Texas
4/17	W, 9-5	SMS	Fayetteville
4/17	W, 5-1	SMS	Fayetteville
4/20	L, 6-8	*Texas Tech	Fayetteville
4/21	L, 8-9	*Texas Tech	Fayetteville
4/21	W, 9-7	*Texas Tech	Fayetteville
4/24	L, 8-9	Mississippi St.	Greenville, Miss.
4/25	W, 10-9	Mississippi St. (10)	Little Rock, Ark.
4/28	W, 6-5	*TCU	Fayetteville
4/28	W, 8-5	*TCU	Fayetteville
4/29	W, 6-5	*TCU (10)	Fayetteville
5/4	W, 13-1	Oral Roberts	Fayetteville
5/4	W, 12-4	Oral Roberts	Fayetteville
5/5	L, 8-9	Oral Roberts	Tulsa, Okla.
5/5	W, 3-1	Oral Roberts	Tulsa, Okla.
5/11	L, 1-8	Texas	Austin, Texas
5/12	L, 1-8	Rice	Austin, Texas

\*SWC Game

! SWC Tournament

## 1985 (51-15; 13-7 3rd SWC)

## Norm DeBrynn

Date	Result	Opponent	Location
2/9	L, 2-5	Miami	Coral Gables, Fla.
2/9	L, 1-2	Miami	Coral Gables, Fla.
2/10	L, 0-4	Miami	Coral Gables, Fla.
2/16	W, 4-0	Oklahoma City	Fayetteville
2/16	W, 20-13	Oklahoma City	Fayetteville
2/17	W, 5-2	Oklahoma City	Fayetteville
2/22	W, 5-1	Kansas State	Fayetteville
2/25	W, 12-1	Missouri Southern	Fayetteville
2/25	W, 8-3	Missouri Southern	Fayetteville
3/1	W, 15-4	Lubbock Christian	Fayetteville
3/2	W, 15-1	Lubbock Christian	Fayetteville
3/2	W, 4-1	Lubbock Christian	Fayetteville
3/3	W, 11-3	Northwest Missouri St.	Fayetteville
3/4	W, 18-8	Northeast Missouri St.	Fayetteville
3/5	W, 15-6	Southeast Oklahoma St.	Fayetteville
3/8	W, 9-7	Indiana State	Fayetteville
3/9	W, 7-2	Indiana State	Fayetteville
3/9	W, 3-1	Indiana State	Fayetteville
3/17	W, 8-4	*Rice	Houston, Texas
3/17	L, 2-13	*Rice	Houston, Texas
3/18	W, 10-0	Missouri Western	Fayetteville

3/18	W, 4-0	Missouri Western	Fayetteville
3/19	W, 4-3	School of the Ozarks	Fayetteville
3/19	W, 6-0	School of the Ozarks	Fayetteville
3/22	W, 5-4	*Texas	Fayetteville
3/23	W, 2-1	*Texas	Fayetteville
3/23	L, 3-13	*Texas	Fayetteville
3/26	L, 1-3	Oklahoma State	Stillwater, Okla.
3/29	L, 2-6	*Texas A&M	College Station, Texas
3/31	W, 6-4	*Texas A&M	College Station, Texas
3/31	W, 15-4	*Texas A&M	College Station, Texas
4/2	L, 6-14	Oklahoma State	Fayetteville
4/5	W, 16-12	*Houston	Fayetteville
4/6	W, 5-4	*Houston	Fayetteville
4/6	L, 9-10	*Houston	Fayetteville
4/12	W, 14-4	*Texas Tech	Lubbock, Texas
4/13	W, 14-11	*Texas Tech	Lubbock, Texas
4/13	W, 22-5	*Texas Tech	Lubbock, Texas
4/16	W, 6-5	SMS	Fayetteville
4/19	W, 19-7	*TCU	Fort Worth, Texas
4/20	L, 3-4	*TCU	Fort Worth, Texas
4/20	W, 12-6	*TCU	Fort Worth, Texas
4/26	L, 6-7	*Baylor	Fayetteville
4/27	W, 5-4	*Baylor	Fayetteville
4/27	L, 8-11	*Baylor	Fayetteville
4/30	L, 2-16	Mississippi State	Greenville, Miss.
5/1	W, 13-1	Mississippi State	Little Rock, Ark.
5/3	W, 10-4	Kansas	Fayetteville
5/4	W, 6-5	Kansas	Fayetteville
5/4	W, 6-2	Kansas	Fayetteville
5/6	W, 14-4	Oklahoma Christian	Fayetteville
5/9	W, 6-4	Oral Roberts	Fayetteville
5/10	W, 5-1	Oral Roberts	Fayetteville
5/11	W, 9-5	Oral Roberts	Tulsa, Okla.
5/15	W, 11-2	Louisiana-Lafayette	Fayetteville
5/17	W, 6-4	Baylor	Fayetteville
5/18	W, 9-5	Texas	Fayetteville
5/19	W, 10-6	Texas	Fayetteville
5/23+ W, 20-13		Eastern Kentucky	Tallahassee, Fla.
5/24+ W, 13-9		George Mason	Tallahassee, Fla.
5/25+ W, 7-6		Florida State	Tallahassee, Fla.
5/26+ W, 7-5		Georgia Tech	Tallahassee, Fla.
5/31# W, 1-0		South Carolina	Omaha, Neb.
6/3# L, 4-5		Mississippi State	Omaha, Neb.
6/6# W, 10-4		Stanford	Omaha, Neb.
6/8# L, 7-8		Texas	Omaha, Neb.

\*SWC Game

! SWC Tournament

+ NCAA South II Regional

# College World Series

## 1986 (43-17; 15-6 3rd SWC)

## Norm DeBrynn

Date	Result	Opponent	Location
2/15	W, 10-0	North Texas	Fayetteville
2/15	W, 9-0	North Texas	Fayetteville
2/16	W, 26-1	North Texas	Fayetteville
2/20	L, 7-8	Kansas State	Fayetteville
2/22	L, 7-8	LSU	Baton Rouge, La.
2/23	W, 7-6	LSU	Baton Rouge, La.
2/24	L, 0-3	Tulane	New Orleans, La.
2/25	L, 3-5	Nicholls State	Thibodaux, La.
2/26	L, 3-5	Louisiana-Lafayette	Lafayette, La.
2/27	W, 12-2	Louisiana Tech	Ruston, La.
3/1	W, 6-2	Memphis	Little Rock, Ark.
3/8	W, 6-5	Wichita State (10)	Fayetteville
3/9	L, 1-5	Indiana State	Fayetteville
3/9	W, 2-1	Indiana State	Fayetteville
3/10	W, 12-3	Indiana State	Fayetteville
3/11	W, 12-0	Missouri Western	Fayetteville
3/15	W, 6-0	*Rice	Fayetteville
3/15	W, 10-5	*Rice	Fayetteville
3/15	W, 15-7	*Rice	Fayetteville
3/16	W, 4-0	Iowa State	Fayetteville
3/17	W, 12-5	Western Illinois	Fayetteville
3/18	W, 7-2	Western Illinois	Fayetteville
3/19	W, 14-3	Wisconsin - Osh Kosh	Fayetteville
3/19	W, 4-3	Wisconsin - Osh Kosh	Fayetteville
3/21	L, 0-8	*Texas	Austin, Texas
3/22	W, 3-0	*Texas	Austin, Texas
3/22	L, 3-12	*Texas	Austin, Texas
3/23	W, 18-8	Evansville	Fayetteville
3/24	W, 4-0	Evansville	Fayetteville
3/25	W, 9-8	Evansville	Fayetteville
3/28	L, 0-6	*Texas A&M	Fayetteville
3/29	W, 10-0	*Texas A&M	Fayetteville
3/29	L, 2-5	*Texas A&M	Fayetteville



Jeff King was the heart of a dangerous Razorback lineup in the mid 1980s. He finished his career as the all-time leader in home runs, RBI, runs scored and total bases. He was the No. 1 overall pick of the Pirates in the 1986 MLB Draft.

4/1	L, 9-11	Oklahoma State	Fayetteville	2/26	W, 10-7	Hawaii Pacific	Honolulu, Hawaii
4/4	W, 15-6	*Houston	Houston, Texas	2/27	L, 4-8	Hawaii	Honolulu, Hawaii
4/5	W, 3-2	*Houston	Houston, Texas	2/28	L, 5-6	Hawaii (10)	Honolulu, Hawaii
4/5	W, 10-6	*Houston	Houston, Texas	3/1	W, 9-7	Hawaii (10)	Honolulu, Hawaii
4/8	W, 6-2	SMS	Fayetteville	3/2	W, 7-4	Hawaii	Honolulu, Hawaii
4/11	W, 20-3	*Texas Tech	Fayetteville	3/6	L, 3-4	Kansas State	Fayetteville
4/12	W, 9-4	*Texas Tech	Fayetteville	3/7	W, 12-7	Kansas State	Fayetteville
4/12	W, 8-3	*Texas Tech	Fayetteville	3/8	W, 13-4	North Texas	Fayetteville
4/15	L, 7-8	Oklahoma State	Stillwater, Okla.	3/9	W, 13-3	Lubbock Christian	Fayetteville
4/18	W, 13-3	*TCU	Fayetteville	3/10	W, 20-10	St. Louis	Fayetteville
4/20	W, 7-6	*TCU	Fayetteville	3/11	W, 9-0	St. Louis	Fayetteville
4/20	W, 6-5	*TCU (10)	Fayetteville	3/11	W, 15-5	St. Louis	Fayetteville
4/21	W, 15-4	Northeastern (Okla.) St.	Fayetteville	3/13	W, 10-3	Northern Iowa	Fayetteville
4/25	L, 8-10	*Baylor	Waco, Texas	3/14	W, 8-3	Western Kentucky	Fayetteville
4/26	L, 4-6	*Baylor	Waco, Texas	3/15	W, 5-2	Western Kentucky	Fayetteville
4/26	W, 10-7	*Baylor	Waco, Texas	3/15	L, 5-11	Washington State	Fayetteville
4/30	W, 4-1	Missouri Southern	Fayetteville	3/20	W, 17-10	*Texas A&M	College Station, Texas
5/2	W, 9-3	Murray State	Fayetteville	3/21	W, 8-2	*Texas A&M	College Station, Texas
5/3	W, 3-2	Murray State	Fayetteville	3/21	W, 7-3	*Texas A&M	College Station, Texas
5/8	W, 7-5	Oral Roberts	Fayetteville	3/25	L, 1-8	Oklahoma State	Stillwater, Okla.
5/9	W, 15-6	Oral Roberts	Tulsa, Okla.	3/27	L, 3-4	*Houston	Fayetteville
5/11	W, 12-3	Wichita State	Wichita, Kan.	3/28	W, 10-3	*Houston	Fayetteville
5/12	W, 9-8	Oral Roberts (12)	Tulsa, Okla.	3/28	W, 12-6	*Houston	Fayetteville
5/16	L, 0-4	Texas A&M	College Station, Texas	3/31	W, 11-2	Missouri-St. Louis	Fayetteville
5/22+ W, 4-3		Oregon State	Stillwater, Okla.	3/31	W, 14-2	Missouri-St. Louis	Fayetteville
5/23+ L, 0-2		Stanford	Stillwater, Okla.	4/3	W, 2-0	*Texas Tech	Lubbock, Texas
5/24+ L, 0-1		Oregon State	Stillwater, Okla.	4/4	W, 8-6	*Texas Tech	Lubbock, Texas

## 1987 (51-16-1; 17-4 2nd SWC)

## Norm DeBrynn

Date	Result	Opponent	Location
2/14	W, 3-1	Memphis	Memphis, Tenn.
2/14	T, 2-2	Memphis	Memphis, Tenn.
2/21	W, 21-5	Memphis	Fayetteville
2/22	W, 14-7	Memphis	Fayetteville
2/23	W, 4-3	Missouri Southern	Fayetteville
2/23	W, 13-10	Missouri Southern	Fayetteville
2/25	L, 4-6	Hawaii Pacific	Honolulu, Hawaii

4/4	W, 9-0	*Texas Tech	Lubbock, Texas
4/7	W, 16-2	Evangel	Fayetteville
4/10	W, 9-7	*TCU	Fort Worth, Texas
4/11	L, 6-7	*TCU	Fort Worth, Texas
4/11	W, 13-7	*TCU	Fort Worth, Texas
4/15	W, 12-11	Oklahoma	Fayetteville
4/17	W, 5-3	*Baylor	Fayetteville
4/18	W, 8-0	*Baylor	Fayetteville
4/18	W, 6-5	*Baylor	Fayetteville
4/20	W, 12-1	School of the Ozarks	Fayetteville
4/21	W, 9-8	Oklahoma State	Fayetteville
4/24	W, 4-3	*Rice	Houston, Texas
4/25	W, 5-1	*Rice	Houston, Texas
4/25	W, 3-0	*Rice	Houston, Texas
4/28	W, 14-10	SE Oklahoma St.	Fayetteville



# All-Time Results



4/29	W, 20-5	Missouri Southern
5/1	L, 5-9	*Texas
5/2	W, 9-3	*Texas
5/2	L, 1-4	*Texas
5/7	W, 14-4	Oral Roberts
5/8	W, 17-5	Oral Roberts
5/10	L, 2-10	Oral Roberts
5/10	L, 11-12	Missouri (10)
5/15	W, 4-3	Texas A&M
5/17	L, 10-3	Texas
5/17	W, 14-9	Houston
5/18	L, 2-3	Texas
5/22+ W, 10-7		Middle Tennessee
5/22+ W, 7-2		West Virginia
5/23+ W, 6-5		Clemson (10)
5/24+ W, 4-2		Clemson
5/30# L, 6-13		Texas
5/31# W, 5-4		Georgia
6/3# L, 2-5		LSU

\*SWC Game  
! SWC Tournament  
+ NCAA South I Regional  
# College World Series

## 1988 (39-23; 12-9 3rd SWC)

### Norm DeBrynn

Date	Result	Opponent	Location
2/13	W, 12-4	Missouri Southern	Fayetteville
2/14	W, 17-5	Missouri Southern	Fayetteville
2/18	L, 11-12	Arizona	Tucson, Ariz.
2/19	L, 3-4	Arizona	Tucson, Ariz.
2/20	W, 7-2	Arizona	Tucson, Ariz.
2/27	W, 12-3	Kansas	Fayetteville
2/27	W, 19-4	Kansas	Fayetteville
2/28	W, 5-3	Kansas	Fayetteville
3/4	W, 8-7	Kansas State	Fayetteville
3/5	W, 9-5	Kansas State	Fayetteville
3/6	W, 10-1	North Texas	Fayetteville
3/7	W, 5-4	North Texas	Fayetteville
3/7	W, 6-5	North Texas	Fayetteville
3/9	W, 9-0	Benedictine	Fayetteville
3/12	L, 9-11	Indiana State	Fayetteville
3/12	L, 9-13	Indiana State	Fayetteville
3/13	W, 7-4	Nebraska	Fayetteville
3/13	L, 5-8	Nebraska	Fayetteville
3/16	W, 16-3	Wisconsin-Osh Kosh	Fayetteville
3/18	W, 4-2	Louisiana Tech	Shreveport, La.
3/19	L, 4-5	Oklahoma State	Shreveport, La.
3/20	W, 12-2	Centenary	Shreveport, La.
3/21	W, 6-0	Northern Iowa	Fayetteville
3/22	W, 17-0	Northern Iowa	Fayetteville
3/22	W, 15-2	Northern Iowa	Fayetteville
3/23	W, 13-5	Texas Wesleyan	Fayetteville
3/25	W, 5-0	*Texas A&M	Fayetteville
3/26	L, 1-6	*Texas A&M	Fayetteville
3/26	L, 6-8	*Texas A&M	Fayetteville
3/28	L, 6-9	Dallas Baptist	Fayetteville
4/1	L, 2-8	*Houston	Houston, Texas
4/2	W, 16-7	*Houston	Houston, Texas
4/2	L, 5-6	*Houston (10)	Houston, Texas
4/5	W, 13-8	Evangel	Fayetteville
4/8	W, 7-6	*Texas Tech (10)	Fayetteville
4/9	L, 8-11	*Texas Tech	Fayetteville
4/9	W, 5-4	*Texas Tech	Fayetteville
4/11	W, 6-5	Oklahoma State	Stillwater, Okla.
4/12	L, 3-11	Oklahoma	Norman, Okla.
4/15	W, 3-2	*TCU	Fayetteville
4/16	L, 1-3	*TCU	Fayetteville
4/16	W, 3-2	*TCU	Fayetteville
4/18	W, 16-3	Southwest Baptist	Fayetteville
4/22	W, 4-2	*Baylor	Waco, Texas
4/23	L, 5-7	*Baylor	Waco, Texas
4/23	W, 11-10	*Baylor	Waco, Texas
4/25	W, 10-5	Southeastern (Okla.) St.	Fayetteville
4/26	W, 15-13	Southeastern (Okla.) St.	Fayetteville
4/27	W, 8-6	Missouri	Fayetteville
5/7	W, 5-0	*Texas	Austin, Texas
5/8	L, 1-8	*Texas	Austin, Texas
5/8	L, 2-15	*Texas	Austin, Texas
5/10	L, 5-9	SMS	Springfield, Mo.
5/13	W, 6-1	*Rice	Fayetteville
5/14	W, 10-1	*Rice	Fayetteville
5/14	W, 9-8	*Rice	Fayetteville
5/15	W, 18-7	Oral Roberts	Fayetteville
5/16	L, 3-11	Oral Roberts	Tulsa, Okla.

5/19!	L, 3-4	Texas A&M	Fayetteville
5/20!	L, 1-7	Texas	Fayetteville
5/27+ L, 3-8		Loyola Marymount	Stillwater, Okla.
5/28+ L, 7-13		Oklahoma State	Stillwater, Okla.
* SWC Game			
! SWC Tournament			
+ NCAA Midwest Regional			

## 1989 (51-16; 17-4 T-1st SWC)

### Norm DeBrynn

Date	Result	Opponent	Location
2/19	W, 5-1	Wichita State	Fayetteville
2/24	W, 6-2	Missouri Southern	Fayetteville
2/25	W, 3-2	Kansas	Fayetteville
2/25	W, 7-0	Kansas	Fayetteville
2/26	W, 18-4	Kansas	Fayetteville
2/28	W, 8-4	Kentucky	Lakeland, Fla.
3/1	W, 2-1	Penn State	Lakeland, Fla.
3/1	L, 2-6	Kentucky	Lakeland, Fla.
3/2	L, 2-6	Western Michigan	Lakeland, Fla.
3/3	W, 8-2	Eckerd	Lakeland, Fla.
3/4	W, 15-0	Western Michigan	Lakeland, Fla.
3/10	W, 1-0	Iowa State	Fayetteville
3/11	W, 9-4	Iowa State	Fayetteville
3/12	W, 4-1	Nebraska	Fayetteville
3/13	W, 9-1	Stephen F. Austin	Fayetteville
3/14	W, 13-4	Wisconsin-Osh Kosh	Fayetteville
3/15	W, 9-4	Wisconsin-Osh Kosh	Fayetteville
3/17	W, 3-2	Northwestern St.	Shreveport, La.
3/18	L, 2-10	Oklahoma State	Shreveport, La.
3/19	L, 4-8	Louisiana-Lafayette	Shreveport, La.
3/20	W, 14-4	Northern Iowa	Fayetteville
3/21	W, 12-1	Southwest Baptist	Fayetteville
3/22	W, 14-5	School of the Ozarks	Fayetteville
3/22	W, 10-0	School of the Ozarks	Fayetteville
3/24	W, 10-1	*Houston	Fayetteville
3/25	W, 3-0	*Houston	Fayetteville
3/25	W, 8-3	*Houston	Fayetteville
3/27	W, 11-3	St. Olaf	Fayetteville
3/31	W, 12-0	*Texas Tech	Lubbock, Texas
4/1	W, 3-2	*Texas Tech	Lubbock, Texas
4/1	W, 6-5	*Texas Tech	Lubbock, Texas
4/4	W, 10-4	Oklahoma State	Stillwater, Okla.
4/5	W, 6-4	Evangel	Fayetteville
4/7	W, 5-4	*TCU	Fort Worth, Texas
4/8	W, 8-6	*TCU	Fort Worth, Texas
4/8	W, 11-3	*TCU	Fort Worth, Texas
4/9	W, 11-1	Southeastern (Okla.) St.	Fayetteville
4/10	L, 8-10	Dallas Baptist	Fayetteville
4/11	W, 7-4	Missouri	Columbia, Mo.
4/14	W, 8-4	*Baylor	Fayetteville
4/15	W, 9-1	*Baylor	Fayetteville
4/15	W, 10-3	*Baylor	Fayetteville
4/19	W, 9-8	Northeastern (Okla.) St.	Fayetteville
4/21	W, 10-2	*Rice	Houston, Texas
4/22	L, 1-3	*Rice	Houston, Texas
4/22	W, 8-4	*Rice	Houston, Texas
4/26	L, 2-3	Oklahoma	Fayetteville
4/28	L, 4-5	*Texas	Fayetteville
4/29	W, 8-4	*Texas	Fayetteville
4/29	W, 14-7	*Texas	Fayetteville
4/30	W, 9-4	Kansas State	Fayetteville
5/1	L, 2-7	Kansas State	Fayetteville
5/5	W, 11-9	*Texas A&M (16)	College Station, Texas
5/6	L, 2-3	*Texas A&M	College Station, Texas
5/7	L, 0-9	*Texas A&M	College Station, Texas
5/10	W, 10-6	Oklahoma State	Fayetteville
5/18!	L, 3-8	Texas	College Station, Texas
5/19!	W, 5-4	Houston	College Station, Texas
5/20!	L, 1-9	Texas	College Station, Texas
5/25+ L, 5-7		Le Moyne	Waterbury, Conn.
5/26+ W, 8-2		George Washington	Waterbury, Conn.
5/28+ W, 9-2		Illinois	Waterbury, Conn.
5/29+ W, 1-0		Arizona State	Waterbury, Conn.
5/29+ W, 6-5		Le Moyne	Waterbury, Conn.
6/2# L, 1-3		Wichita State	Omaha, Neb.
6/4# W, 7-3		North Carolina	Omaha, Neb.
6/6# L, 8-4		Wichita State	Omaha, Neb.

\* SWC Game  
! SWC Tournament  
+ NCAA Midwest Regional  
# College World Series

## 1990 (47-15; 16-5 1st SWC)

### Norm DeBrynn


Date	Result	Opponent	Location
2/16	W, 12-6	Missouri Southern	Fayetteville
2/17	W, 2-1	Kansas State	Fayetteville
2/17	W, 5-1	Kansas State	Fayetteville
2/18	L, 4-5	Kansas State	Fayetteville
2/24	L, 4-10	Kansas	Fayetteville
2/25	W, 3-2	Kansas	Fayetteville
3/2	W, 12-11	SMS	Fayetteville
3/3	W, 14-4	St. Louis	Fayetteville
3/3	W, 10-7	St. Louis	Fayetteville
3/4	W, 9-1	Northwood Institute	Fayetteville
3/8	W, 17-9	Northwest Missouri St.	Fayetteville
3/9	W, 8-1	Wisconsin	Fayetteville
3/9	L, 4-6	Wisconsin	Fayetteville
3/10	W, 9-0	Wisconsin	Fayetteville
3/10	W, 16-2	Wisconsin	Fayetteville
3/12	W, 5-1	George Washington	Fresno, Calif.
3/13	L, 5-6	Brigham Young	Fresno, Calif.
3/14	W, 7-4	Gonzaga	Fresno, Calif.
3/15	W, 14-0	Maine	Fresno, Calif.
3/16	W, 9-2	Eastern Michigan	Fresno, Calif.
3/17	W, 6-4	Fresno State	Fresno, Calif.
3/19	W, 7-5	Wisconsin-Osh Kosh	Fayetteville
3/20	W, 13-2	Wisconsin-Osh Kosh	Fayetteville
3/21	W, 6-3	Louisiana Tech	Fayetteville
3/21	W, 4-1	Louisiana Tech	Fayetteville
3/23	W, 6-1	*Houston	Houston, Texas
3/24	W, 6-4	*Houston	Houston, Texas
3/24	L, 0-6	*Houston	Houston, Texas
3/27	W, 8-3	Evangel	Fayetteville
3/30	W, 6-5	*Texas Tech	Fayetteville
3/31	W, 7-6	*Texas Tech	Fayetteville
3/31	W, 12-4	*Texas Tech	Fayetteville
4/1	W, 4-2	Indiana State	Fayetteville
4/4	L, 1-5	School of the Ozarks	Fayetteville
4/6	W, 10-3	*TCU	Fayetteville
4/7	W, 4-3	*TCU	Fayetteville
4/7	W, 7-3	*TCU	Fayetteville
4/8	W, 9-5	Centenary	Fayetteville
4/13	W, 13-3	*Baylor	Waco, Texas
4/14	L, 1-2	*Baylor	Waco, Texas
4/14	W, 3-2	*Baylor	Waco, Texas
4/16	W, 10-6	Dallas Baptist	Fayetteville
4/17	W, 12-5	Northeastern (Okla.) St.	Fayetteville
4/18	W, 7-2	SMS	Fayetteville
4/20	W, 9-1	*Rice	Fayetteville
4/21	L, 1-2	*Rice (11)	Fayetteville

4/21	W, 6-5	*Rice	Fayetteville
4/23	W, 10-3	Oral Roberts	Fayetteville
4/24	W, 7-5	Oklahoma State	Stillwater, Okla.
4/27	W, 13-11	*Texas	Austin, Texas
4/28	L, 3-4	*Texas	Austin, Texas
4/28	W, 6-5	*Texas	Austin, Texas
5/5	L, 3-4	*Texas A&M	Fayetteville
5/5	W, 6-2	*Texas A&M	Fayetteville
5/6	W, 13-4	*Texas A&M	Fayetteville
5/12	W, 6-4	Wichita State	Wichita, Kan.
5/13	L, 0-3	Wichita State	Wichita, Kan.
5/17!	W, 7-5	Rice	Austin, Texas
5/18!	L, 4-11	Texas	Austin, Texas
5/19!	L, 1-7	Houston	Austin, Texas
5/25+ L, 5-8		Fordham	Wichita, Kan.
5/26+ L, 6-7		Wichita State	Wichita, Kan.

## 1991 (40-22; 10-11 T-4th SWC)

### Norm DeBrynn

Date	Result	Opponent	Location
2/12	W, 6-2	Northeastern (Okla.) St.	Fayetteville
2/15	W, 7-5	Missouri Southern	Fayetteville
2/16	L, 0-6	Kansas State	Fayetteville
2/16	W, 3-2	Kansas State	Fayetteville
2/17	W, 3-2	Kansas State (10)	Fayetteville
2/19	W, 15-5	School of the Ozarks	Fayetteville
2/21	W, 2-1	Oral Roberts	Fayetteville
2/22	W, 8-1	Kansas	Fayetteville
2/23	W, 6-5	Kansas	Fayetteville
2/24	W, 17-3	Kansas	Fayetteville
2/27	W, 12-2	Hawaii Pacific	Honolulu, Hawaii
2/28	W, 5-4	Hawaii Pacific	Honolulu, Hawaii
3/1	L, 3-9	Hawaii	Honolulu, Hawaii
3/2	W, 17-9	Hawaii	Honolulu, Hawaii
3/2	L, 1-2	Hawaii	Honolulu, Hawaii
3/6	W, 4-3	Nebraska	Fayetteville
3/6	L, 3-5	Nebraska	Fayetteville
3/8	L, 3-4	*Rice	Houston, Texas
3/9	W, 8-4	*Rice	Houston, Texas
3/9	L, 8-9	*Rice	Houston, Texas
3/11	W, 6-5	Eastern Michigan	Fayetteville
3/12	W, 12-4	Eastern Michigan	Fayetteville
3/13	W, 7-5	Northwest Missouri St.	Fayetteville
3/14	W, 8-3	New Mexico	Shreveport, La.
3/15	L, 2-3	New Orleans	Shreveport, La.
3/16	L, 2-11	Louisiana Lafayette	Shreveport, La.



Phillip Stidham was a dominating player for the Razorbacks in the late '80s and early '90s. He was a freshman All-American in 1989 and three-time All-Southwest Conference selection for the Razorbacks.







# HISTORY/RECORDS

3/17	W, 7-3	Centenary	Shreveport, La
3/18	W, 3-0	Wisconsin-Osh Kosh	Fayetteville
3/19	L, 5-9	Oklahoma State	Stillwater, Okla
3/20	W, 11-2	Oklahoma	Norman, Okla
3/22	L, 3-9	*Texas A&M	College Station, Texas
3/23	L, 0-2	*Texas A&M	College Station, Texas
3/23	W, 7-4	*Texas A&M	College Station, Texas
3/27	W, 14-2	Lamar	Fayetteville
3/28	W, 6-5	Lamar	Fayetteville
3/29	L, 3-4	*Houston	Fayetteville
3/30	W, 6-2	*Houston	Fayetteville
3/30	L, 5-6	*Houston	Fayetteville
4/2	W, 10-0	Evangel	Fayetteville
4/5	L, 1-4	*Texas Tech	Lubbock, Texas
4/6	W, 18-10	*Texas Tech	Lubbock, Texas
4/6	W, 6-2	*Texas Tech	Lubbock, Texas
4/8	W, 6-2	Central Oklahoma	Fayetteville
4/9	W, 9-4	Oklahoma State	Fayetteville
4/12	L, 1-4	*TCU	Fort Worth, Texas
4/13	W, 12-2	*TCU	Fort Worth, Texas
4/14	W, 12-6	*TCU	Fort Worth, Texas
4/16	L, 3-11	Missouri	Columbia, Mo.
4/19	W, 13-5	*Baylor	Fayetteville
4/20	W, 7-6	*Baylor	Fayetteville
4/20	L, 6-7	*Baylor	Fayetteville
4/22	L, 4-7	Dallas Baptist	Fayetteville
4/24	W, 1-0	SMS	Fayetteville
4/26	L, 3-7	Indiana State	Terre Haute, Ind.
4/27	W, 6-5	Indiana State	Terre Haute, Ind.
4/27	W, 8-3	Indiana State	Terre Haute, Ind.
4/30	L, 4-6	SMS	Springfield, Mo.
5/3	L, 2-4	*Texas	Fayetteville
5/4	L, 2-3	*Texas	Fayetteville
5/4	W, 4-2	*Texas	Fayetteville
5/11	W, 10-1	Wichita State	Fayetteville
5/12	W, 6-5	Wichita State	Fayetteville
*SWC Game			

## 1992 (31-26; 10-13 3rd SEC West)

### Norm DeBrynn

Date	Result	Opponent	Location
2/14	W, 12-1	Missouri Southern	Fayetteville
2/15	L, 13-18	Kansas State	Fayetteville
2/15	W, 13-0	Kansas State	Fayetteville
2/16	W, 19-9	Kansas State	Fayetteville
2/21	W, 13-5	Kansas	Fayetteville
2/22	L, 4-7	Kansas	Fayetteville
2/23	L, 1-4	Kansas	Fayetteville
2/28	W, 9-1	Central Missouri State	Fayetteville
2/29	W, 6-5	Northwestern St. (11)	Fayetteville
3/1	W, 7-2	Northwestern St.	Fayetteville
3/4	W, 15-8	SMS	Fayetteville
3/6	W, 14-3	Illinois State	Fayetteville
3/7	W, 6-5	Illinois State (10)	Fayetteville
3/8	W, 15-4	Illinois State	Fayetteville
3/12	L, 1-6	Gonzaga	Seattle, Wash.
3/13	L, 4-8	Washington State	Seattle, Wash.
3/14	W, 1-0	Tennessee	Seattle, Wash.
3/15	W, 8-1	Pacific Lutheran	Seattle, Wash.
3/16	L, 7-11	Manhattan, Kan.	Manhattan, Kan.
3/17	L, 5-6	Kansas	Lawrence, Kan.
3/18	L, 2-3	Wisconsin-Osh Kosh	Fayetteville
3/21	W, 1-0	*Georgia	Athens, Ga.
3/21	W, 5-3	*Georgia	Athens, Ga.
3/25	L, 3-5	Oral Roberts	Fayetteville
3/26	W, 13-3	School of the Ozarks	Fayetteville
3/28	W, 8-3	*South Carolina	Fayetteville
3/28	W, 7-2	*South Carolina	Fayetteville
3/29	L, 11-20	*South Carolina	Fayetteville
3/30	W, 10-0	Evangel	Fayetteville
3/31	L, 4-7	Oklahoma State	Fayetteville
4/4	L, 6-14	*Kentucky	Lexington, Ky.
4/4	W, 10-9	*Kentucky	Lexington, Ky.
4/5	L, 7-10	*Kentucky	Lexington, Ky.
4/7	W, 5-4	Wichita State	Wichita, Kan.
4/8	L, 4-22	Wichita State	Wichita, Kan.
4/11	W, 9-7	*Auburn	Fayetteville
4/11	W, 4-1	*Auburn	Fayetteville
4/12	L, 4-14	*Auburn	Fayetteville
4/14	W, 6-5	Northeastern (Okla.) St.	Fayetteville
4/18	L, 2-12	*LSU	Baton Rouge, La.
4/18	L, 4-12	*LSU	Baton Rouge, La.
4/19	L, 4-8	*LSU	Baton Rouge, La.
4/21	W, 9-8	Centenary (10)	Fayetteville
4/23	W, 13-3	Dallas Baptist	Fayetteville
4/25	L, 0-2	*Mississippi State	Starkville, Miss.

4/25	L, 2-3	*Mississippi State	Starkville, Miss.
4/26	L, 6-7	*Mississippi State	Starkville, Miss.
4/30	W, 12-10	SMS	Springfield, Mo.
5/2	L, 2-11	*Alabama	Fayetteville
5/2	L, 3-4	*Alabama	Fayetteville
5/3	W, 7-3	*Alabama	Fayetteville
5/9	L, 4-8	*Ole Miss	Fayetteville
5/9	W, 15-3	*Ole Miss	Fayetteville
5/10	W, 10-0	*Ole Miss	Fayetteville
5/13	W, 8-6	South Carolina	New Orleans, La.
5/14	L, 1-8	LSU	New Orleans, La.
5/15	L, 5-9	South Carolina	New Orleans, La.
* SEC Game			
! SEC Tournament			

## 1993 (33-26; 11-16 4th SEC West)

### Norm DeBrynn


Date	Result	Opponent	Location
2/13	W, 17-1	Missouri Southern	Fayetteville
2/14	W, 10-5	Missouri Southern	Fayetteville
2/21	W, 10-1	Kansas State	Fayetteville
2/22	W, 21-5	Southwest Baptist	Fayetteville
2/27	L, 1-3	Kansas	Fayetteville
2/27	W, 6-4	Kansas	Fayetteville
2/28	W, 9-2	Kansas	Fayetteville
3/5	W, 11-4	Minnesota	Minneapolis, Minn.
3/6	L, 2-3	Georgia Tech	Minneapolis, Minn.
3/7	L, 5-6	Cal State-Fullerton	Minneapolis, Minn.
3/13	W, 8-3	Eastern Illinois	Fayetteville
3/14	W, 8-7	Eastern Illinois	Fayetteville
3/14	W, 7-1	Eastern Illinois	Fayetteville
3/15	L, 3-6	Memphis	Memphis, Tenn.
3/17	L, 7-8	Memphis	Memphis, Tenn.
3/20	W, 12-2	Northern Illinois	Fayetteville
3/21	W, 11-3	Northern Illinois	Fayetteville
3/21	W, 11-5	Northern Illinois	Fayetteville
3/23	W, 8-0	Oklahoma	Fayetteville
3/24	W, 8-4	SMS	Fayetteville
3/25	W, 5-2	Northeastern (Okla.) St.	Fayetteville
3/27	W, 7-2	*Georgia	Fayetteville
3/27	W, 11-1	*Georgia	Fayetteville
3/28	W, 5-4	*Georgia (10)	Fayetteville
3/30	W, 4-3	Wichita State	Fayetteville
3/31	W, 13-5	Oral Roberts	Fayetteville
4/3	L, 11-18	*South Carolina	Columbia, S.C.
4/3	L, 1-8	*South Carolina	Columbia, S.C.
4/4	L, 3-5	*South Carolina	Columbia, S.C.
4/5	L, 1-9	Wichita State	Wichita, Kan.
4/9	W, 1-0	*Kentucky	Fayetteville
4/10	L, 3-9	*Kentucky	Fayetteville
4/10	W, 8-4	*Kentucky	Fayetteville
4/17	W, 8-7	*Auburn	Auburn, Ala.
4/17	L, 1-6	*Auburn	Auburn, Ala.
4/18	L, 3-8	*Auburn	Auburn, Ala.
4/19	W, 4-1	Oklahoma State	Fayetteville
4/20	W, 16-1	Oral Roberts	Tulsa, Okla.
4/21	L, 7-9	Northeastern (Okla.) St.	Fayetteville
4/24	L, 0-3	*LSU	Fayetteville
4/24	L, 2-4	*LSU	Fayetteville
4/25	L, 2-8	*LSU	Fayetteville
4/26	L, 1-4	Oklahoma State	Stillwater, Okla.
4/28	L, 10-11	SMS	Springfield, Mo.
5/1	L, 3-5	*Mississippi State	Fayetteville
5/1	L, 4-6	*Mississippi State	Fayetteville
5/2	W, 8-3	*Mississippi State	Fayetteville
5/8	L, 2-4	*Alabama	Tuscaloosa, Ala.
5/8	W, 8-1	*Alabama	Tuscaloosa, Ala.
5/9	L, 1-10	*Alabama	Tuscaloosa, Ala.
5/12	W, 5-1	Lamar	Fayetteville
5/13	W, 12-10	Lamar	Fayetteville
5/15	L, 7-14	Lamar	Fayetteville
5/15	W, 8-7	*Ole Miss	Oxford, Miss.
5/15	W, 5-1	*Ole Miss	Oxford, Miss.
5/16	L, 1-3	*Ole Miss	Oxford, Miss.
5/20	W, 5-2	Mississippi State	Baton Rouge, La.
5/21	L, 1-3	Auburn	Baton Rouge, La.
5/22	L, 7-13	LSU	Baton Rouge, La.
* SEC Game			
! SEC Tournament			

## 1994 (30-27; 13-13 4th SEC West)

### Norm DeBrynn

Date	Result	Opponent	Location
2/11	L, 3-7	TCU	Fort Worth, Texas
2/12	L, 4-21	TCU	Fort Worth, Texas
2/13	L, 4-6	TCU (13)	Fort Worth, Texas

# All-Time Results



Matt Carnes pitched for the Hogs from 1995-97. He set the school record with 301 strikeouts before Nick Schmidt broke his record in 2007.

2/18	L, 3-5	Kansas	Fayetteville
2/19	L, 2-4	Kansas	Fayetteville
2/20	W, 5-3	Kansas	Fayetteville
2/22	W, 15-6	Southwest Baptist	Fayetteville
2/25	W, 22-4	Kansas State	Fayetteville
2/26	L, 10-11	Kansas State	Fayetteville
2/27	W, 4-1	Kansas State	Fayetteville
3/2	W, 10-3	Missouri Southern	Fayetteville
3/4	W, 13-6	Southeastern (Okla.) St.	Fayetteville
3/5	W, 11-5	Centenary	Fayetteville
3/6	W, 13-1	Centenary	Fayetteville
3/11	W, 4-2	Southern Miss	Fayetteville
3/12	W, 16-9	Southern Miss	Fayetteville
3/13	L, 8-9	Southern Miss (10)	Fayetteville
3/15	W, 10-5	Oklahoma State	Fayetteville
3/16	W, 7-1	Memphis	Fayetteville
3/17	W, 6-3	Memphis	Fayetteville
3/19	L, 3-9	UNLV	Las Vegas, Nev.
3/20	L, 4-7	UNLV (11)	Las Vegas, Nev.
3/21	L, 7-8	UNLV	Las Vegas, Nev.
3/23	W, 13-9	Oklahoma State	Stillwater, Okla.
3/25	L, 4-8	*Tennessee	Fayetteville
3/26	L, 11-12	*Tennessee (10)	Fayetteville
3/27	W, 17-11	*Tennessee	Fayetteville
3/30	L, 7-8	Oral Roberts	Tulsa, Okla.
3/31	W, 7-4	Oral Roberts	Fayetteville
4/1	W, 6-0	*Vanderbilt	Nashville, Tenn.
4/2	W, 12-7	*Vanderbilt	Nashville, Tenn.
4/3	W, 7-5	*Vanderbilt	Nashville, Tenn.
4/6	L, 2-11	Oklahoma	Norman, Okla.
4/8	L, 2-5	*Florida	Gainesville, Fla.
4/9	L, 7-8	*Florida	Gainesville, Fla.
4/10	L, 2-3	*Florida (11)	Gainesville, Fla.
4/12	L, 1-3	Oral Roberts	Tulsa, Okla.
4/15	W, 7-6	*Auburn	Fayetteville
4/16	L, 3-6	*Auburn	Fayetteville
4/17	W, 10-0	*Auburn	Fayetteville
4/19	W, 16-7	SMS	Springfield, Mo.
4/20	L, 2-12	Oral Roberts	Fayetteville
4/23	L, 3-11	*LSU	Baton Rouge, La.
4/23	L, 4-16	*LSU	Baton Rouge, La.
4/24	W, 6-5	*LSU	Baton Rouge, La.
4/27	W, 4-0	Northeastern (Okla.) St.	Fayetteville
4/29	L, 9-10	*Mississippi State	Starkville, Miss.
4/30	W, 12-11	*Mississippi State	Starkville, Miss.
5/1	W, 14-4	*Mississippi State	Starkville, Miss.
5/6	W, 6-5	*Alabama	Fayetteville
5/7	W, 14-6	*Alabama	Fayetteville
5/8	W, 7-3	*Alabama	Fayetteville
5/13	L, 6-12	*Ole Miss	Fayetteville

5/14	L, 2-7	*Ole Miss	Fayetteville
5/15	W, 8-5	*Ole Miss	Fayetteville
5/19	L, 1-3	Auburn	Oxford, Miss.
5/20	L, 4-6	LSU	Oxford, Miss.
* SEC Game			
! SEC Western Division Tournament			

## 1995 (38-23; 13-15 5th SEC West)

### Norm DeBrynn

Date	Result	Opponent	Location
2/10	W, 5-4	Missouri Southern	Fayetteville
2/17	W, 12-10	Kansas	Fayetteville
2/18	W, 8-2	Kansas	Fayetteville
2/19	W, 8-6	Kansas	Fayetteville
2/21	W, 10-1	Southwest Baptist	Fayetteville
2/24	W, 8-5	Evansville	Fayetteville
2/25	W, 6-5	Evansville	Fayetteville
2/26	L, 2-3	Evansville	Fayetteville
3/4	W, 9-7	TCU	Fayetteville
3/5	W, 8-4	TCU	Fayetteville
3/5	W, 3-2	TCU	Fayetteville
3/8	W, 9-8	Central Missouri St.	Fayetteville
3/10	W, 10-1	Southern Miss	Hattiesburg, Miss.
3/11	L, 3-4	Southern Miss (12)	Hattiesburg, Miss.
3/12	W, 8-2	Southern Miss	Hattiesburg, Miss.
3/15	W, 7-4	Wisconsin-Osh Kosh	Fayetteville
3/17	W, 5-4	Oregon State	San Jose, Calif.
3/17	W, 10-3	Santa Clara	San Jose, Calif.
3/18	W, 12-8	San Jose State	San Jose, Calif.
3/19	W, 7-4	San Jose State	San Jose, Calif.
3/20	L, 6-18	Oklahoma State	Stillwater, Okla.
3/21	W, 7-0	Oral Roberts	Tulsa, Okla.
3/22	L, 9-22	Oklahoma State	Fayetteville
3/24	L, 0-7	*Tennessee	Knoxville, Tenn.
3/25	L, 4-5	*Tennessee (12)	Knoxville, Tenn.
3/26	L, 4-5	*Tennessee	Knoxville, Tenn.
3/29	W, 11-0	Northeastern (Okla.) St.	Fayetteville
3/31	W, 10-7	*Vanderbilt	Fayetteville
4/1	W, 15-5	*Vanderbilt	Fayetteville
4/2	L, 6-7	*Vanderbilt (10)	Fayetteville
4/4	W, 8-2	Oral Roberts (11)	Tulsa, Okla.
4/5	L, 1-5	Wichita State	Wichita, Kan.
4/7	W, 5-4	*Florida	Fayetteville
4/8	W, 13-5	*Florida	Fayetteville
4/9	L, 2-5	*Florida	Fayetteville
4/12	W, 10-6	Southeast Missouri St.	Fayetteville
4/14	L, 1-7	*Auburn	Auburn, Ala.
4/15	L, 1-3	*Auburn	Auburn, Ala.
4/16	L, 7-11	*Auburn	Auburn, Ala.
4/21	L, 3-10	*LSU	Fayetteville

# All-Time Results



## History/Records

4/23	L, 7-13	*LSU	Fayetteville
4/23	W, 5-3	*LSU	Fayetteville
4/25	L, 0-5	Oral Roberts	Tulsa, Okla.
4/26	W, 9-1	Oral Roberts	Fayetteville
4/28	W, 16-1	*Mississippi State	Fayetteville
4/29	W, 10-9	*Mississippi State	Fayetteville
4/30	W, 12-7	*Mississippi State	Fayetteville
5/2	W, 5-2	Northwestern St.	Fayetteville
5/5	W, 12-4	*Alabama	Tuscaloosa, Ala.
5/6	W, 9-3	*Alabama	Tuscaloosa, Ala.
5/7	L, 4-7	*Alabama	Tuscaloosa, Ala.
5/12	L, 1-3	*Ole Miss	Oxford, Miss.
5/13	L, 2-11	*Ole Miss	Oxford, Miss.
5/14	W, 5-4	*Ole Miss	Oxford, Miss.
5/15	W, 1-0	Memphis	Memphis, Tenn.
5/18	W, 5-2	Ole Miss	Starkville, Miss.
5/19	W, 5-2	Alabama	Starkville, Miss.
5/20	L, 7-8	Alabama	Starkville, Miss.
5/21	L, 6-7	LSU	Starkville, Miss.
5/27+ L, 3-10		Stanford	Wichita, Kan.
5/28+ L, 10-14		Texas Tech	Wichita, Kan.

\* SEC Game

! SEC Western Division Tournament

+ NCAA Midwest I Regional

### 1996 (39-20; 15-15 4th SEC West) Norm DeBrynn

Date	Result	Opponent	Location
2/7	W, 15-2	Missouri Southern	Fayetteville
2/10	W, 9-6	Texas-San Antonio	San Antonio, Texas
2/10	W, 10-7	Texas-San Antonio	San Antonio, Texas
2/11	W, 18-1	Texas-San Antonio	San Antonio, Texas
2/13	W, 11-9	Oklahoma City	Fayetteville
2/16	W, 13-6	Northwestern St.	Natchitoches, La.
2/17	W, 14-5	Northwestern St.	Natchitoches, La.
2/18	W, 10-5	Northwestern St.	Natchitoches, La.
2/20	W, 19-7	Oral Roberts	Fayetteville
2/21	W, 6-0	SMS	Springfield, Mo.
2/23	W, 7-6	Kansas State (10)	Fayetteville
2/24	W, 9-5	Kansas State	Fayetteville
2/25	W, 11-3	Kansas State	Fayetteville
2/27	W, 9-8	Oklahoma	Fayetteville
3/1	W, 14-0	Iowa State	Fayetteville
3/2	W, 21-5	Iowa State	Fayetteville
3/3	W, 12-2	Iowa State	Fayetteville
3/5	W, 10-5	Pittsburg State	Fayetteville
3/9	L, 3-9	*Tennessee	Fayetteville
3/9	L, 3-4	*Tennessee	Fayetteville
3/10	W, 15-3	*Tennessee	Fayetteville
3/13	W, 5-0	Wichita State	Fayetteville
3/15	L, 2-5	*Vanderbilt	Fayetteville
3/16	W, 6-3	*Vanderbilt	Fayetteville
3/17	W, 16-11	*Vanderbilt	Fayetteville
3/18	L, 3-8	Kansas	Lawrence, Kan.
3/23	W, 16-9	*Kentucky	Lexington, Ky.
3/23	L, 5-6	*Kentucky	Lexington, Ky.
3/24	W, 7-5	*Kentucky	Lexington, Ky.
3/26	W, 8-3	Southeast Missouri St.	Fayetteville
3/29	W, 8-1	*South Carolina	Fayetteville
3/30	W, 2-1	*South Carolina	Fayetteville
3/31	L, 2-13	*South Carolina	Fayetteville
4/2	W, 3-2	Oral Roberts	Tulsa, Okla.
4/5	L, 3-7	*Georgia	Athens, Ga.
4/6	W, 4-3	*Georgia	Athens, Ga.
4/7	L, 7-6	*Georgia	Athens, Ga.
4/10	L, 7-8	Oral Roberts (10)	Tulsa, Okla.
4/13	W, 9-2	*Auburn	Fayetteville
4/13	W, 9-6	*Auburn	Fayetteville
4/14	L, 2-4	*Auburn	Fayetteville
4/16	W, 4-2	Missouri Southern	Fayetteville
4/19	W, 3-2	*LSU	Baton Rouge, La.
4/20	L, 4-11	*LSU	Baton Rouge, La.
4/21	L, 4-9	*LSU	Baton Rouge, La.
4/24	W, 18-5	Oral Roberts	Fayetteville
4/26	L, 6-8	*Mississippi State	Starkville, Miss.
4/27	W, 6-2	*Mississippi State	Starkville, Miss.
4/28	L, 6-10	*Mississippi State	Starkville, Miss.
5/1	W, 7-3	Northeastern (Okla.) St.	Fayetteville
5/3	W, 9-3	*Alabama	Fayetteville
5/4	L, 3-7	*Alabama	Fayetteville
5/5	L, 2-3	*Alabama	Fayetteville
5/10	W, 18-4	*Ole Miss	Oxford, Miss.
5/11	L, 2-3	*Ole Miss	Oxford, Miss.
5/12	W, 8-3	*Ole Miss	Oxford, Miss.
5/15	L, 5-7	Kentucky	Birmingham, Ala.
5/23+ L, 5-6		Oklahoma State	Lubbock, Texas

5/24+ L, 5-15	Southern California	Lubbock, Texas
* SEC Game		
! SEC Tournament		
+ NCAA Central II Regional		

### 1997 (36-20; 15-14 5th SEC West) Norm DeBrynn

Date	Result	Opponent	Location
2/9	W, 10-6	Louisiana - Monroe	Fayetteville
2/11	W, 24-1	Missouri Southern	Fayetteville
2/14	W, 26-6	Iowa	Arlington, Texas
2/15	L, 6-7	Kansas State	Arlington, Texas
2/16	W, 11-1	Texas - Arlington	Arlington, Texas
2/19	W, 14-6	Oklahoma City	Fayetteville
2/22	W, 8-4	Texas - San Antonio	Fayetteville
2/22	W, 13-5	Texas - San Antonio	Fayetteville
2/23	L, 2-7	Texas - San Antonio	Fayetteville
2/28	W, 6-4	Navy	Millington, Texas
2/28	L, 5-8	Notre Dame	Millington, Texas
3/4	W, 22-6	Central Missouri St.	Fayetteville
3/7	L, 3-5	*Tennessee	Knoxville, Tenn.
3/8	L, 10-13	*Tennessee	Knoxville, Tenn.
3/9	L, 12-13	*Tennessee	Knoxville, Tenn.
3/10	W, 21-11	Iowa State	Fayetteville
3/14	W, 13-4	*Vanderbilt	Nashville, Tenn.
3/15	L, 10-13	*Vanderbilt (12)	Nashville, Tenn.
3/16	W, 18-5	*Vanderbilt	Nashville, Tenn.
3/18	W, 8-5	Kansas	Fayetteville
3/19	L, 2-8	Kansas	Fayetteville
3/21	L, 5-11	*Kentucky	Fayetteville
3/22	W, 9-8	*Kentucky (10)	Fayetteville
3/23	W, 11-4	*Kentucky	Fayetteville
3/25	W, 5-4	Northwestern St.	Fayetteville
3/26	W, 13-8	Northwestern St.	Fayetteville
3/28	W, 11-8	*South Carolina	Columbia, S.C.
3/29	L, 9-14	*South Carolina	Columbia, S.C.
3/30	W, 30-7	*South Carolina	Columbia, S.C.
4/1	W, 4-3	Missouri	Fayetteville
4/2	W, 12-8	Missouri Southern	Fayetteville
4/5	W, 11-2	*Georgia	Fayetteville
4/5	W, 15-6	*Georgia	Fayetteville
4/6	W, 17-8	*Georgia	Fayetteville
4/9	W, 8-0	Louisiana Tech	Fayetteville



Ryan Lundquist is Arkansas' single-season home run leader with 24 in 1997.

4/9	W, 3-2	Louisiana Tech	Fayetteville
4/11	W, 14-13	*Ole Miss (10)	Fayetteville
4/12	W, 12-7	*Ole Miss	Fayetteville
4/13	W, 8-6	*Ole Miss	Fayetteville
4/15	W, 8-6	Missouri	Columbia, Mo.
4/18	L, 4-11	*Auburn	Auburn, Ala.
4/19	W, 9-5	*Auburn	Auburn, Ala.
4/20	L, 3-12	*Auburn	Auburn, Ala.
4/22	W, 11-6	Oral Roberts	Tulsa, Okla.
4/23	W, 15-5	Oral Roberts	Fayetteville
4/25	L, 10-11	*Alabama	Tuscaloosa, Ala.
4/26	L, 2-13	*Alabama	Tuscaloosa, Ala.
4/29	L, 7-9	Wichita State (10)	Wichita, Kan.
5/2	L, 8-13	*LSU	Fayetteville
5/3	L, 5-11	*LSU	Fayetteville
5/4	W, 16-1	*LSU	Fayetteville
5/9	W, 8-5	Mississippi State	Fayetteville
5/10	L, 5-13	Mississippi State	Fayetteville
5/11	L, 10-17	Mississippi State	Fayetteville
5/14	L, 3-7	Auburn	Columbus, Ga.

SEC Game

! SEC Tournament

### 1998 (38-21; 13-14 5th SEC West) Norm DeBrynn

Date	Result	Opponent	Location
2/11	W, 24-5	Missouri Southern	Fayetteville
2/14	W, 4-1	Texas-San Antonio	San Antonio, Texas
2/15	W, 10-5	Texas-San Antonio	San Antonio, Texas
2/18	W, 13-4	Pittsburg State	Fayetteville
2/20	W, 16-0	Eastern Illinois	Fayetteville
2/21	L, 4-5	Eastern Illinois	Fayetteville
2/22	W, 8-1	Eastern Illinois	Fayetteville
2/23	W, 20-2	Southwest Baptist	Fayetteville
2/24	L, 2-4	SMS	Fayetteville
2/27	W, 9-0	Tulane	New Orleans, La.
2/28	W, 6-5	LSU (10)	New Orleans, La.
3/1	L, 6-13	New Orleans	New Orleans, La.
3/4	W, 9-6	Oklahoma City	Fayetteville
3/6	W, 11-1	*South Carolina	Fayetteville
3/8	W, 17-16	*South Carolina	Fayetteville
3/10	W, 9-1	Baylor	Fayetteville
3/13	W, 5-3	*Vanderbilt	Fayetteville


3/14	W, 10-4	*Vanderbilt	Fayetteville
3/15	L, 4-9	*Vanderbilt	Fayetteville
3/18	W, 12-7	Kansas	Lawrence, Kan.
3/20	L, 5-9	*LSU	Baton Rouge, La.
3/21	L, 3-6	*LSU	Baton Rouge, La.
3/22	L, 6-27	*LSU	Baton Rouge, La.
3/24	W, 4-2	Central Michigan	Fayetteville
3/25	W, 7-2	Central Michigan	Fayetteville
3/27	W, 12-10	*Ole Miss	Oxford, Miss.
3/28	W, 16-8	*Ole Miss	Oxford, Miss.
3/29	L, 10-13	*Ole Miss	Oxford, Miss.
3/31	W, 19-8	Louisiana Tech	Fayetteville
4/1	L, 3-7	Oklahoma State	Tulsa, Okla.
4/3	W, 11-8	*Alabama	Fayetteville
4/4	L, 1-9	*Alabama	Fayetteville
4/5	L, 3-5	*Alabama	Fayetteville
4/7	W, 5-3	Long Beach State	Fayetteville
4/8	W, 12-9	Long Beach State	Fayetteville
4/10	L, 2-11	*Auburn	Fayetteville
4/11	L, 5-6	*Auburn	Fayetteville
4/12	W, 4-2	*Auburn	Fayetteville
4/15	W, 19-7	Oral Roberts	Fayetteville
4/17	W, 11-8	*Tennessee	Knoxville, Tenn.
4/21	W, 11-2	Missouri Southern	Fayetteville
4/22	W, 8-5	Oral Roberts	Tulsa, Okla.
4/24	W, 17-1	*Kentucky	Lexington, Ky.
4/25	L, 5-15	*Kentucky	Lexington, Ky.
4/26	L, 3-4	*Kentucky	Lexington, Ky.
4/28	W, 16-5	Wichita State	Fayetteville
5/1	L, 6-7	*Florida	Fayetteville
5/2	L, 9-13	*Florida	Fayetteville
5/3	W, 4-3	*Florida	Fayetteville
5/8	W, 14-10	*Mississippi State (10)	Starkville, Miss.
5/9	L, 3-17	*Mississippi State	Starkville, Miss.
5/10	W, 8-3	*Mississippi State	Starkville, Miss.
5/13	W, 8-4	LSU	Hoover, Ala.
5/14	W, 10-3	Mississippi State	Hoover, Ala.
5/16	W, 7-3	Mississippi State	Hoover, Ala.
5/17	L, 5-7	Auburn	Hoover, Ala.
5/21+ L, 4-8		Arizona State	Wichita, Kan.
5/22+ W, 3-2		Wichita State (11)	Wichita, Kan.
5/23+ L, 0-2		Georgia Tech	Wichita, Kan.

### 1999 (42-23; 22-8 1st SEC West; SEC Champions) Norm DeBrynn

Date	Result	Opponent	Location
2/6	W, 7-6	Missouri Southern	Fayetteville
2/12	L, 2-6	Louisiana-Lafayette	Lafayette, La.
2/13	L, 6-8	Louisiana-Monroe	Lafayette, La.
2/14	L, 8-10	Dallas Baptist	Lafayette, La.
2/19	W, 12-2	Texas - San Antonio	Fayetteville
2/20	W, 10-4	Iowa State	Fayetteville
2/21	W, 5-3	Texas - San Antonio	Fayetteville
2/21	W, 18-7	Iowa State	Fayetteville
2/23	W, 10-8	Oklahoma City	Fayetteville
2/26	W, 8-3	Eastern Illinois	Fayetteville
2/27	W, 17-2	Eastern Illinois	Fayetteville
2/28	W, 10-3	Eastern Illinois	Fayetteville
3/2	L, 3-9	SMS	Springfield, Mo.
3/5	L, 4-5	Long Beach St. (12)	Long Beach, Calif.
3/6	W, 11-4	Long Beach State	Long Beach, Calif.
3/7	L, 0-8	Long Beach State	Long Beach, Calif.
3/12	L, 4-11	*Auburn	Auburn, Ala.
3/13	W, 20-9	*Auburn	Auburn, Ala.
3/14	L, 12-13	*Auburn	Auburn, Ala.
3/16	W, 10-3	Louisiana Tech	Ruston, La.
3/17	W, 10-8	Louisiana-Monroe	Monroe, La.
3/19	W, 11-4	*LSU	Fayetteville
3/20	L, 4-10	*LSU	Fayetteville
3/21	W, 7-6	*LSU	Fayetteville
3/23	W, 7-6	Kansas	Fayetteville
3/24	L, 6-9	Kansas	Fayetteville
3/26	W, 10-6	*Tennessee	Fayetteville
3/27	W, 7-3	*Tennessee	Fayetteville
3/28	W, 13-12	*Tennessee	Fayetteville
3/31	W, 18-2	Centenary	Fayetteville
4/2	W, 8-1	*Florida	Gainesville, Fla.
4/3	W, 6-5	*Florida	Gainesville, Fla.
4/4	W, 10-5	*Florida	Gainesville, Fla.
4/6	L, 3-6	UCLA	Fayetteville
4/7	L, 4-5	UCLA	Fayetteville
4/9	W, 15-2	*Kentucky	Fayetteville
4/10	W, 10-1	*Kentucky	Fayetteville







Norm DeBriyn accepting the 1999 SEC Championship trophy after his Razorbacks posted a 22-8 record in conference play for their first SEC Crown.

4/11	W, 9-5	*Kentucky	Fayetteville	2/19	L, 5-8	Texas-Arlington	Arlington, Texas
4/14	W, 15-6	Oral Roberts	Tulsa, Okla.	2/20	L, 2-13	Nebraska	Arlington, Texas
4/16	L, 5-6	*Vanderbilt	Nashville, Tenn.	2/22	W, 7-3	Oklahoma City	Fayetteville
4/17	W, 5-2	*Vanderbilt	Nashville, Tenn.	2/25	L, 8-9	Long Beach State	Fayetteville
4/18	W, 10-7	*Vanderbilt	Nashville, Tenn.	2/26	L, 3-16	Long Beach State	Fayetteville
4/21	L, 5-12	Oral Roberts	Fayetteville	2/27	L, 6-8	Long Beach State	Fayetteville
4/23	L, 3-8	*Alabama	Tuscaloosa, Ala.	2/29	W, 7-6	Centenary (10)	Fayetteville
4/24	L, 8-15	*Alabama	Tuscaloosa, Ala.	3/1	W, 21-9	Centenary	Fayetteville
4/25	L, 8-9	*Alabama	Tuscaloosa, Ala.	3/4	W, 15-5	Miami (Ohio)	Fayetteville
4/27	L, 4-5	Wichita State (14)	Wichita, Kan.	3/5	W, 5-1	Miami (Ohio)	Fayetteville
4/30	W, 6-4	*Mississippi State	Fayetteville	3/7	W, 7-4	St. Louis	Fayetteville
5/1	W, 7-4	*Mississippi State	Fayetteville	3/8	W, 14-4	St. Louis	Fayetteville
5/2	W, 7-5	*Mississippi State	Fayetteville	3/10	W, 10-5	*Tennessee	Knoxville, Tenn.
5/7	W, 8-1	*Ole Miss	Fayetteville	3/11	W, 14-5	*Tennessee	Knoxville, Tenn.
5/8	W, 9-4	*Ole Miss	Fayetteville	3/12	L, 0-14	*Tennessee	Knoxville, Tenn.
5/9	W, 7-4	*Ole Miss	Fayetteville	3/14	L, 4-10	Nebraska	Fayetteville
5/14	W, 8-2	*South Carolina	Columbia, S.C.	3/15	L, 3-10	Nebraska	Fayetteville
5/15	L, 6-16	*South Carolina	Columbia, S.C.	3/17	L, 6-11	*Auburn	Fayetteville
5/16	W, 13-5	*South Carolina	Columbia, S.C.	3/18	L, 7-10	*Auburn	Fayetteville
5/19	W, 6-4	Kentucky	Hoover, Ala.	3/19	L, 11-21	*Auburn	Fayetteville
5/20	L, 2-3	Auburn (11)	Hoover, Ala.	3/21	W, 10-8	Oklahoma State	Stillwater, Okla.
5/21	W, 9-8	LSU	Hoover, Ala.	3/22	W, 10-3	Kansas	Lawrence, Kan.
5/22	W, 9-5	Auburn	Hoover, Ala.	3/24	L, 7-8	*Florida (11)	Fayetteville
5/22	W, 9-6	Auburn	Hoover, Ala.	3/25	L, 7-8	*Florida (10)	Fayetteville
5/23	L, 3-9	Alabama	Hoover, Ala.	3/26	L, 4-7	*Florida	Fayetteville
5/28	W, 10-6	Delaware	Fayetteville	3/28	L, 1-2	Oklahoma State	Fayetteville
5/29	L, 8-9	SMS (10)	Fayetteville	3/31	L, 2-3	*Mississippi State	Starkville, Miss.
5/29	L, 4-12	Clemson	Fayetteville	4/7	L, 3-12	*LSU	Baton Rouge, La.
* SEC Game				4/8	L, 5-12	*LSU	Baton Rouge, La.
! SEC Tournament				4/9	L, 11-17	*LSU	Baton Rouge, La.
+ NCAA Fayetteville Regional				4/11	W, 5-4	Oral Roberts	Tulsa, Okla.

#### 2000 (24-30; 8-20 6th SEC West) Norm DeBriyn

Date	Result	Opponent	Location
2/5	W, 18-5	Missouri Southern	Fayetteville
2/11	W, 4-3	Southeast Missouri St.	Fayetteville
2/12	W, 3-1	Southeast Missouri St.	Fayetteville
2/13	L, 7-8	Southeast Missouri St.	Fayetteville
2/18	W, 1-0	Washington State	Arlington, Texas

4/29	W, 12-10	*Kentucky	Fayetteville	3/17	W, 20-3	*Georgia	Fayetteville
4/30	W, 8-5	*Kentucky	Fayetteville	3/18	L, 6-7	*Georgia	Fayetteville
5/2	W, 7-2	SMS	Fayetteville	3/20	W, 2-0	Kansas State	Shreveport, La.
5/5	L, 2-8	*South Carolina	Fayetteville	3/20	L, 1-12	Louisiana Tech	Shreveport, La.
5/6	W, 11-10	*South Carolina	Fayetteville	3/21	W, 5-0	Centenary	Shreveport, La.
5/7	W, 9-3	*South Carolina	Fayetteville	3/23	L, 4-7	*Florida	Gainesville, Fla.
5/12	W, 6-1	*Ole Miss	Oxford, Miss.	3/24	L, 4-8	*Florida	Gainesville, Fla.
5/13	L, 5-12	*Ole Miss	Oxford, Miss.	3/25	L, 1-4	*Florida	Gainesville, Fla.
5/14	W, 8-1	*Ole Miss	Oxford, Miss.	3/27	W, 6-5	Kansas	Fayetteville
* SEC Game				3/30	W, 6-5	*Mississippi State	Fayetteville
				3/31	L, 3-9	*Mississippi State	Fayetteville
				4/1	L, 2-10	*Mississippi State	Fayetteville
				4/3	L, 9-10	SMS	Springfield, Mo.

#### 2001 (27-29; 11-19 6th SEC West)

Date	Result	Opponent	Location
2/4	W, 25-6	Missouri Southern	Fayetteville
2/9	L, 6-7	Texas-San Antonio	San Antonio, Texas
2/10	L, 2-4	Texas-San Antonio	San Antonio, Texas
2/11	W, 4-1	Texas-San Antonio	San Antonio, Texas
2/17	W, 12-4	Long Beach State	Fayetteville
2/18	W, 6-3	Long Beach State	Fayetteville
2/21	W, 14-4	Oklahoma City	Fayetteville
2/23	W, 6-2	Eastern Illinois	Fayetteville
2/25	W, 10-4	Eastern Illinois	Fayetteville
2/25	W, 17-4	Eastern Illinois	Fayetteville
2/27	L, 4-8	Northwestern St.	Fayetteville
3/2	L, 0-6	Minnesota	Minneapolis, Minn.
3/3	W, 6-4	San Diego State	Minneapolis, Minn.
3/4	L, 2-8	Miami	Minneapolis, Minn.
3/6	L, 1-4	Evansville	Fayetteville
3/7	W, 5-1	Evansville	Fayetteville
3/9	L, 5-16	*South Carolina	Columbia, S.C.
3/10	L, 4-7	*South Carolina	Columbia, S.C.
3/11	L, 3-9	South Carolina	Columbia, S.C.
3/13	L, 0-5	Wichita State	Wichita, Kan.
3/16	W, 8-5	*Georgia	Fayetteville
4/7	L, 6-11	*Ole Miss	Fayetteville
4/8	W, 10-3	*Ole Miss	Fayetteville
4/10	W, 5-4	Oklahoma	Norman, Okla.
4/13	L, 1-10	*Auburn	Auburn, Ala.
4/14	L, 4-11	*Auburn	Auburn, Ala.
4/15	L, 5-10	*Auburn	Auburn, Ala.
4/17	W, 4-2	Oral Roberts	Tulsa, Okla.
4/20	L, 7-8	*Tennessee	Knoxville, Tenn.
4/21	L, 3-6	*Tennessee	Knoxville, Tenn.
4/22	W, 14-1	*Tennessee	Knoxville, Tenn.
4/24	L, 5-6	Oklahoma State	Tulsa, Okla.
4/27	L, 4-5	*Kentucky	Lexington, Ky.
4/28	W, 16-11	*Kentucky	Lexington, Ky.
4/29	W, 9-5	*Kentucky	Lexington, Ky.
5/1	W, 10-0	Oral Roberts	Fayetteville
5/4	W, 8-1	*LSU	Fayetteville
5/5	W, 5-4	*LSU	Fayetteville
5/6	W, 4-3	*LSU	Fayetteville
5/11	L, 6-11	*Alabama	Tuscaloosa, Ala.
5/12	L, 9-10	*Alabama	Tuscaloosa, Ala.
5/13	L, 6-8	*Alabama	Tuscaloosa, Ala.
* SEC Game			



Charlie Isaacson won 21 games for Arkansas from 1999-2002.



# All-Time Results



## History/Records



Baum Stadium has become the crown jewel of collegiate baseball stadiums and is regularly referred to as the Best Collegiate Stadium in the country.

### 2002 (35-28; 13-14 5th SEC West)

#### Norm DeBrynn

Date	Result	Opponent	Location
2/11	W, 13-1	Missouri Southern	Fayetteville
2/12	W, 5-4	Oklahoma City	Fayetteville
2/15	W, 18-1	Air Force	Arlington, Texas
2/16	L, 2-3	SMS	Arlington, Texas
2/17	W, 7-1	Texas - Arlington	Arlington, Texas
2/22	L, 1-7	Long Beach State	Long Beach, Calif.
2/23	L, 0-4	Long Beach State	Long Beach, Calif.
2/24	W, 5-3	Long Beach State	Long Beach, Calif.
2/27	W, 7-1	Missouri Valley	Fayetteville
3/5	W, 10-1	SMS	Fayetteville
3/8	W, 5-2	McNeese State	Fayetteville
3/9	L, 9-14	McNeese State	Fayetteville
3/10	L, 1-4	McNeese State	Fayetteville
3/12	L, 1-7	Oklahoma	Norman, Okla.
3/15	L, 3-10	*Georgia	Athens, Ga.
3/16	L, 4-8	*Georgia	Athens, Ga.
3/17	W, 16-12	*Georgia (10)	Athens, Ga.
3/19	W, 11-10	Missouri	Columbia, Mo.
3/20	W, 6-4	Saint Louis	St. Louis, Mo.
3/22	L, 5-9	*Alabama	Fayetteville
3/23	W, 10-0	*Alabama	Fayetteville
3/24	L, 1-4	*Alabama	Fayetteville
3/26	W, 16-4	Centenary	Fayetteville
3/27	W, 10-2	Centenary	Fayetteville
3/30	L, 3-4	*Vanderbilt	Nashville, Tenn.
4/3	W, 7-4	SMS	Springfield, Mo.
4/5	W, 7-4	*South Carolina	Fayetteville
4/6	W, 8-7	*South Carolina (15)	Fayetteville
4/9	W, 9-6	Oklahoma	Fayetteville
4/12	L, 4-17	*Mississippi State	Starkville, Miss.
4/13	W, 7-3	*Mississippi State	Starkville, Miss.
4/14	L, 4-6	*Mississippi State	Starkville, Miss.
4/16	W, 14-0	Oral Roberts	Tulsa, Okla.
4/17	W, 5-1	Pittsburg (Kan.) State	Fayetteville
4/19	L, 9-14	*Tennessee	Fayetteville
4/20	W, 7-6	*Tennessee (12)	Fayetteville
4/21	W, 9-2	*Tennessee	Fayetteville
4/23	L, 2-3	Wichita State	Fayetteville
4/26	L, 0-3	*LSU	Baton Rouge, La.
4/27	L, 0-8	*LSU	Baton Rouge, La.
4/29	L, 5-13	*LSU	Baton Rouge, La.
4/30	W, 6-3	Oral Roberts	Fayetteville
5/1	L, 7-10	SMS	Fayetteville
5/3	W, 5-1	*Kentucky	Fayetteville

### 2003 35-22; 14-16 6th SEC West)

#### Dave Van Horn

Date	Result	Opponent	Location
2/11	W, 9-5	Creighton	Fayetteville
2/14	W, 5-1	Eastern Illinois	Fayetteville
2/15	W, 17-3	Eastern Illinois	Fayetteville
2/21	W, 8-1	vs. Navy	Memphis, Tenn.
2/23	W, 10-9	vs. Memphis	Memphis, Tenn.
3/1	W, 8-7	Illinois - Chicago (11)	Fayetteville
3/1	W, 6-4	Illinois - Chicago	Fayetteville
3/2	W, 13-2	Illinois - Chicago	Fayetteville
3/4	W, 6-2	Western Michigan	Fayetteville
3/5	W, 4-3	Western Michigan	Fayetteville
3/7	L, 8-9	Kansas State	Manhattan, Kan.
3/9	W, 12-4	Kansas State	Fayetteville
3/10	W, 4-3	Kansas State	Fayetteville
3/10	W, 18-5	Kansas State	Fayetteville
3/11	W, 2-1	Kansas	Fayetteville
3/14	L, 2-7	*South Carolina	Columbia, S.C.
3/16	W, 2-1	*South Carolina	Columbia, S.C.
3/16	W, 4-1	*South Carolina	Columbia, S.C.
3/19	W, 14-9	Centenary	Shreveport, La.
3/19	W, 19-7	Louisiana Tech	Shreveport, La.



Dave Van Horn took over the Arkansas program in 2003 and boasts a 235-134 record with the Razorbacks.

4/4	W, 9-4	*Georgia	Fayetteville
4/5	W, 14-3	*Georgia	Fayetteville
4/6	L, 4-10	*Georgia	Fayetteville
4/11	L, 4-6	*Vanderbilt	Fayetteville
4/12	W, 17-7	*Vanderbilt	Fayetteville
4/13	W, 8-5	*Vanderbilt	Fayetteville
4/15	W, 8-2	Oral Roberts	Tulsa, Okla.
4/18	W, 9-7	*Auburn	Auburn, Ala.
4/19	W, 11-6	*Auburn	Auburn, Ala.
4/20	L, 2-5	*Auburn	Auburn, Ala.
4/22	L, 5-6	Wichita State (10)	Wichita, Kan.
4/25	L, 2-10	*Alabama	Tuscaloosa, Ala.
4/26	L, 3-6	*Alabama	Tuscaloosa, Ala.
4/27	L, 2-14	*Alabama	Tuscaloosa, Ala.
4/29	W, 7-3	Missouri Southern	Fayetteville
5/2	L, 2-5	*Ole Miss	Fayetteville
5/3	W, 7-6	*Ole Miss	Fayetteville
5/4	W, 6-3	*Ole Miss	Fayetteville
5/9	L, 0-1	*Tennessee (12)	Knoxville, Tenn.
5/10	L, 1-8	*Tennessee	Knoxville, Tenn.
5/11	L, 3-4	*Tennessee (11)	Knoxville, Tenn.
5/16	L, 3-11	*LSU	Fayetteville
5/17	W, 6-5	*LSU (10)	Fayetteville
5/18	L, 2-6	*LSU	Fayetteville
5/22	L, 4-5	LSU	Hoover, Ala.
5/23	L, 7-8	Ole Miss (11)	Hoover, Ala.
5/30+	L, 2-3	Lamar	Austin, Texas
5/31+	W, 10-7	Bucknell	Austin, Texas
5/31+	L, 6-7	Lamar (11)	Austin, Texas

\* SEC Game

! SEC Tournament

+ NCAA Austin Regional

### 2004 45-24; 19-11 1st SEC West; SEC Champions) Dave Van Horn

Date	Result	Opponent	Location
2/13	W, 2-0	Louisiana Tech	Fayetteville
2/14	W, 22-2	Louisiana Tech	Fayetteville
2/15	W, 13-2	Louisiana Tech	Fayetteville
2/20	W, 14-7	St. John's	Fayetteville
2/21	W, 6-5	St. John's	Fayetteville
2/22	W, 14-3	St. John's	Fayetteville
2/24	W, 7-1	McNeese State	Fayetteville
2/25	W, 7-2	McNeese State	Fayetteville
2/27	L, 1-3	New Mexico	College Station, Texas
2/27	L, 5-7	Texas A&M	College Station, Texas
2/28	W, 13-3	New Mexico	College Station, Texas





In three years at Arkansas Nick Schmidt went 22-8 with a 2.83 ERA. The southpaw was the No. 23 pick of the San Diego Padres in the 2007 Major League Baseball Draft, Arkansas' highest pick since Jeff King went No. 1 in 1986.

2/28	W, 6-4	Texas A&M	College Station, Texas
2/29	L, 7-9	Texas A&M	College Station, Texas
2/29	W, 5-2	New Mexico	College Station, Texas
3/6	L, 1-4	Texas-Pan American	Edinburg, Texas
3/7	L, 4-11	Texas-Pan American	Edinburg, Texas
3/12	W, 4-3	Illinois - Chicago	Fayetteville
3/14	L, 1-9	Illinois - Chicago	Fayetteville
3/16	W, 10-9	Centenary	Fayetteville
3/17	W, 15-3	Centenary	Fayetteville
3/19	L, 1-11	*Florida	Gainesville, Fla.
3/20	W, 8-2	*Florida	Gainesville, Fla.
3/21	L, 6-7	*Florida (10)	Gainesville, Fla.
3/26	W, 5-3	*South Carolina	Fayetteville
3/27	W, 5-4	*South Carolina	Fayetteville
3/28	L, 2-10	*South Carolina	Fayetteville
3/30	W, 10-4	Wichita State	Fayetteville
4/2	L, 3-6	*Alabama	Fayetteville
4/3	W, 7-2	*Alabama	Fayetteville
4/4	W, 11-6	*Alabama	Fayetteville
4/6	L, 5-6	SMS (16)	Fayetteville
4/9	W, 11-8	*LSU	Baton Rouge, La.
4/10	W, 11-10	*LSU	Baton Rouge, La.
4/11	W, 7-5	*LSU	Baton Rouge, La.
4/13	L, 4-6	Oral Roberts	Fayetteville
4/16	W, 6-3	*Vanderbilt	Nashville, Tenn.
4/17	W, 9-4	*Vanderbilt	Nashville, Tenn.
4/18	L, 8-14	*Vanderbilt	Nashville, Tenn.
4/20	W, 5-2	Oklahoma State	Fayetteville
4/23	W, 9-4	*Kentucky	Fayetteville
4/24	W, 5-4	*Kentucky	Fayetteville
4/25	W, 11-10	*Kentucky	Fayetteville
4/27	W, 8-4	Oral Roberts	Tulsa, Okla.
4/30	L, 3-9	*Tennessee	Fayetteville
5/1	W, 4-1	*Tennessee	Fayetteville
5/2	W, 5-3	*Tennessee	Fayetteville
5/7	L, 0-1	*Ole Miss	Oxford, Miss.
5/8	W, 3-1	*Ole Miss	Oxford, Miss.
5/9	L, 3-5	*Ole Miss	Oxford, Miss.
5/11	W, 13-2	Texas-Pan American	Fayetteville
5/15	L, 2-3	*Mississippi State	Starkville, Miss.
5/16	L, 4-5	*Mississippi State	Starkville, Miss.
5/16	W, 4-2	*Mississippi State	Starkville, Miss.
5/21	W, 9-7	*Auburn	Fayetteville
5/22	L, 4-7	*Auburn	Fayetteville
5/23	W, 15-3	*Auburn	Fayetteville
5/26	L, 6-8	Tennessee	Hoover, Ala.
5/27	W, 4-3	Ole Miss	Hoover, Ala.
5/28	W, 4-1	Tennessee	Hoover, Ala.
5/29	L, 2-3	South Carolina	Hoover, Ala.

6/4+	W, 4-1	Le Moyne	Fayetteville
6/5+	L, 1-4	Wichita State	Fayetteville
6/5+	W, 10-7	Missouri	Fayetteville
6/6+	W, 11-9	Wichita State	Fayetteville
6/6+	W, 4-3	Wichita State	Fayetteville
6/11	W, 7-5	Florida State	Fayetteville
6/12	W, 4-2	Florida State	Fayetteville
6/18	L, 2-13	Texas	Omaha, Neb.
6/19	L, 2-7	Arizona	Omaha, Neb.
* SEC Game			
! SEC Tournament			
+ NCAA Fayetteville Regional			
\$ NCAA Fayetteville Super Regional			
# College World Series			

#### 2005 (39-22; 13-17 T5th SEC West) Dave Van Horn

Date	Result	Opponent	Location
2/11	W, 13-3	Dallas Baptist	Dallas, Texas
2/12	W, 8-1	Dallas Baptist	Arlington, Texas
2/13	W, 2-1	Texas-Arlington	Arlington, Texas
2/13	W, 4-1	Texas-Arlington (12)	Arlington, Texas
2/18	W, 5-2	Louisiana Tech	Ruston, La.
2/19	L, 8-10	Louisiana Tech	Ruston, La.
2/20	W, 9-4	Louisiana Tech	Ruston, La.
2/25	W, 5-4	Minnesota	Fayetteville
2/26	W, 12-3	Minnesota	Fayetteville
2/27	W, 4-3	Minnesota	Fayetteville
3/3	W, 7-4	Illinois-Chicago	Fayetteville
3/5	W, 15-4	Illinois-Chicago	Fayetteville
3/6	W, 9-2	Illinois-Chicago	Fayetteville
3/8	W, 11-7	Oklahoma State	Stillwater, Okla.
3/11	W, 17-2	Eastern Illinois	Fayetteville
3/12	W, 12-1	Eastern Illinois	Fayetteville
3/13	W, 6-0	Eastern Illinois	Fayetteville
3/18	W, 9-1	*South Carolina	Columbia, S.C.
3/19	L, 3-12	*South Carolina	Columbia, S.C.
3/20	W, 5-3	*South Carolina	Columbia, S.C.
3/22	W, 10-1	Centenary	Shreveport, La.
3/23	W, 14-1	Centenary	Shreveport, La.
3/25	L, 3-5	*Mississippi State	Fayetteville
3/26	L, 4-13	*Mississippi State	Fayetteville
3/27	W, 10-5	*Mississippi State	Fayetteville
4/1	L, 1-5	*Auburn	Auburn, Ala.
4/2	L, 7-8	*Auburn	Auburn, Ala.
4/3	W, 8-6	*Auburn	Auburn, Ala.
4/5	W, 9-3	Northern Colorado	Fayetteville
4/6	W, 7-4	Northern Colorado	Fayetteville
4/8	W, 6-5	*Vanderbilt	Fayetteville

4/9	W, 5-4	*Vanderbilt (10)	Fayetteville
4/10	W, 3-0	*Vanderbilt	Fayetteville
4/12	W, 15-8	Oral Roberts	Tulsa, Okla.
4/13	W, 14-5	SMS	Fayetteville
4/15	W, 4-1	*Tennessee	Knoxville, Tenn.
4/16	L, 2-8	*Tennessee	Knoxville, Tenn.
4/17	L, 3-4	*Tennessee	Knoxville, Tenn.
4/19	W, 9-4	SMS	Springfield, Mo.
4/22	L, 7-10	*LSU	Fayetteville
4/23	L, 0-7	*LSU	Fayetteville
4/24	L, 0-6	*LSU	Fayetteville
4/26	W, 5-2	Oral Roberts	Fayetteville
4/30	W, 8-5	*Kentucky	Lexington, Ky.
4/30	L, 8-11	*Kentucky	Lexington, Ky.
5/1	L, 1-7	*Kentucky	Lexington, Ky.
5/6	W, 4-1	*Florida	Fayetteville
5/7	W, 3-2	*Florida (10)	Fayetteville
5/8	L, 10-11	*Florida	Fayetteville
5/13	W, 5-4	*Alabama	Tuscaloosa, Ala.
5/14	L, 2-5	*Alabama	Tuscaloosa, Ala.
5/15	W, 3-2	*Alabama	Tuscaloosa, Ala.
5/20	L, 3-5	*Ole Miss	Fayetteville
5/21	L, 2-10	*Ole Miss	Fayetteville
5/22	L, 1-9	*Ole Miss	Fayetteville
5/25	L, 8-9	Florida	Hoover, Ala.
5/26	L, 4-5	Alabama	Hoover, Ala.
6/3+	W, 9-5	Miami (Ohio)	Austin, Texas
6/4+	W, 9-2	Texas	Austin, Texas
6/5+	L, 8-19	Texas	Austin, Texas
6/6+	L, 2-5	Texas	Austin, Texas
* SEC Game			
! SEC Tournament			
+ NCAA Austin Regional			

#### 2006 (39-21; 18-12 2nd SEC West) Dave Van Horn

Date	Result	Opponent	Location
2/10	W, 4-1	^vs. George Mason	Mobile, Ala.
2/11	W, 3-0	^vs. Oklahoma State	Mobile, Ala.
2/12	W, 8-7	^at South Alabama	Mobile, Ala.
2/17	W, 5-2	%vs. TCU	Edinburg, Texas
2/18	W, 15-7	%vs. Stephen F. Austin	Edinburg, Texas
2/19	W, 13-2	%at Texas-Pan American	Edinburg, Texas
2/24	W, 10-9	Louisiana Tech (DH)	Fayetteville
2/24	W, 13-2	Louisiana Tech (DH)	Fayetteville
2/25	W, 10-2	Louisiana Tech	Fayetteville
2/28	L, 2-5	%vs. Washington	Honolulu
3/1	W, 12-4	%vs. Texas-Arlington	Honolulu
3/2	W, 5-1	%at Hawai'i	Honolulu

3/3	W, 5-3	%vs. Texas-Arlington	Honolulu
3/4	W, 7-1	%vs. Texas-Arlington	Honolulu
3/10	W, 6-5	Cal State Northridge	Fayetteville
3/11	W, 8-1	Cal State Northridge	Fayetteville
3/12	W, 8-6	Cal State Northridge	Fayetteville
3/17	L, 3-6	*at Florida	Gainesville, Fla.
3/18	W, 4-2	*at Florida	Gainesville, Fla.
3/19	L, 7-8	*at Florida	Gainesville, Fla.
3/21	W, 10-2	Centenary	Fayetteville
3/22	W, 8-5	Centenary	Fayetteville
3/24	L, 0-2	*Georgia	Fayetteville
3/25	L, 7-8	*Georgia	Fayetteville
3/26	W, 5-4	*Georgia (10)	Fayetteville
3/28	W, 4-3	at Wichita State (11)	Wichita, Kan.
3/31	W, 6-1	*Tennessee	Fayetteville
4/1	L, 6-11	*Tennessee	Fayetteville
4/2	W, 13-11	*Tennessee	Fayetteville
4/4	L, 5-10	Missouri State	Fayetteville
4/7	L, 1-7	*at Vanderbilt	Nashville, Tenn.
4/8	W, 5-3	*at Vanderbilt	Nashville, Tenn.
4/9	W, 4-3	*at Vanderbilt	Nashville, Tenn.
4/11	L, 2-4	at Missouri State	Springfield, Mo.
4/14	W, 10-9	*Kentucky	Fayetteville
4/15	W, 10-6	*Kentucky	Fayetteville
4/16	L, 5-7	*Kentucky	Fayetteville
4/18	W, 2-1	Northern Colorado	Fayetteville
4/19	L, 2-4	Northern Colorado	Fayetteville
4/22	W, 6-2	*at Mississippi State	Starkville, Miss.
4/22	L, 8-9	*at Mississippi State	Starkville, Miss.
4/23	W, 6-4	*at Mississippi State	Starkville, Miss.
4/28	L, 6-7	*at LSU	Baton Rouge, La.
4/29	W, 4-2	*at LSU	Baton Rouge, La.
4/30	L, 5-7	*at LSU	Baton Rouge, La.
5/2	L, 4-5	at Oral Roberts	Tulsa, Okla.
5/5	W, 4-3	*Alabama (11)	Fayetteville
5/6	W, 13-6	*Alabama	Fayetteville
5/7	W, 5-3	*Alabama	Fayetteville
5/12	W, 12-3	*at Ole Miss	Oxford, Miss.
5/13	L, 3-7	*at Ole Miss	Oxford, Miss.
5/14	L, 4-5	*at Ole Miss	Oxford, Miss.
5/18	W, 6-3	*Auburn	Fayetteville
5/19	W, 10-5	*Auburn	Fayetteville
5/20	W, 11-2	*Auburn	Fayetteville
5/24	L, 4-9	%vs. Ole Miss	Hoover, Ala.
5/25	L, 3-4	%vs. Alabama	Hoover, Ala.
6/2	L, 3-4	+vs. Oral Roberts (11)	Fayetteville
6/3	W, 6-2	+vs. Princeton	Fayetteville
6/4	L, 5-6	+vs. Oklahoma State	Fayetteville

^ Jaguar Invitational  
% Al Ogletree Classic  
\$ Rainbow Baseball Tournament  
\* SEC Game  
! SEC Tournament  
+ NCAA Fayetteville Regional

#### 2007 (43-21; 18-12 1st SEC West) Dave Van Horn

Date	Result	Opponent	Location
2/2	W, 4-2	Louisiana Tech	Ruston, La.
2/3	L, 2-9	Louisiana Tech	Ruston, La.
2/4	W, 6-2	Louisiana Tech	Ruston, La.
2/9	W, 13-1	Troy	Troy, Ala.
2/10	L, 8-13	Troy	Troy, Ala.
2/11	W, 16-2	Troy	Troy, Ala.
2/18	W, 8-3	Wisconsin-Milwaukee	Fayetteville
2/18	W, 28-2	Wisconsin-Milwaukee	Fayetteville
2/19	W, 8-1	Wisconsin-Milwaukee	Fayetteville
2/23	W, 12-1	Illinois State	Fayetteville
2/24	L, 10-12	Illinois State	Fayetteville
2/25	W, 9-8	Illinois State (10)	Fayetteville
3/2	L, 4-5	^Ole Miss	Minneapolis, Minn.
3/4	W, 5-1	^Minnesota	Minneapolis, Minn.
3/4	L, 5-10	^Minnesota	Minneapolis, Minn.
3/9	W, 8-7	Kansas	Fayetteville
3/10	W, 4-0	Kansas	Fayetteville
3/11	W, 5-2	Kansas	Fayetteville
3/13	W, 10-2	Oral Roberts	Fayetteville
3/16	W, 10-2	*Kentucky	Lexington, Ky.
3/17	L, 5-7	*Kentucky	Lexington, Ky.
3/18	W, 14-5	*Kentucky	Lexington, Ky.
3/21	W, 16-14	Centenary	Shreveport, La.
3/23	W, 8-7	*Vanderbilt (10)	Fayetteville
3/24	L, 3-6	*Vanderbilt	Fayetteville
3/25	W, 8-3	*Vanderbilt	Fayetteville
3/27	L, 3-5	Oral Roberts	Tulsa, Okla.
3/30	W, 6-2	*Tennessee	Knoxville, Tenn.

# All-Time Results



## History/Records



Jess Todd was an integral part of Arkansas' stellar pitching staff in 2007. He was one of three pitchers to be drafted in the first two rounds.

3/31	W, 4-3	*Tennessee	Knoxville, Tenn.
4/1	W, 11-7	*Tennessee	Knoxville, Tenn.
4/3	W, 14-6	Northern Colorado	Fayetteville
4/4	W, 9-7	Northern Colorado	Fayetteville
4/6	L, 9-11	*Mississippi State	Fayetteville
4/7	L, 1-2	*Mississippi State	Fayetteville
4/8	W, 9-3	*Mississippi State	Fayetteville
4/11	W, 2-0	Missouri State	Fayetteville
4/14	W, 14-3	*Florida	Fayetteville
4/14	W, 7-1	*Florida	Fayetteville
4/15	W, 10-7	*Florida	Fayetteville
4/18	W, 16-2	Missouri State	Springfield, Mo.
4/20	L, 1-6	*Georgia	Athens, Ga.
4/21	W, 7-6	*Georgia (10)	Athens, Ga.
4/22	W, 9-3	*Georgia	Athens, Ga.
4/25	W, 10-2	Wichita State	Fayetteville
4/27	W, 12-1	*Auburn	Auburn, Ala.
4/28	L, 9-11	*Auburn	Auburn, Ala.
4/29	W, 8-1	*Auburn	Auburn, Ala.
5/4	L, 5-6	*LSU	Fayetteville
5/5	W, 5-0	*LSU	Fayetteville
5/6	L, 3-5	*LSU	Fayetteville
5/11	L, 0-10	*Alabama	Tuscaloosa, Ala.
5/12	W, 12-5	*Alabama	Tuscaloosa, Ala.
5/13	L, 5-9	*Alabama	Tuscaloosa, Ala.
5/17	L, 4-5	*Ole Miss	Fayetteville
5/18	W, 4-3	*Ole Miss (10)	Fayetteville
5/19	L, 0-5	*Ole Miss	Fayetteville
5/23	W, 6-0	*Alabama	Hoover, Ala.
5/24	W, 6-0	!South Carolina	Hoover, Ala.
5/26	W, 3-2	!South Carolina	Hoover, Ala.
5/27	L, 4-7	!Vanderbilt	Hoover, Ala.
6/1	W, 9-0	+ Albany	Fayetteville
6/2	L, 3-14	+ Oklahoma State	Fayetteville
6/3	W, 6-0	+ Creighton	Fayetteville
6/3	L, 6-7	+ Oklahoma State	Fayetteville

^ Dairy Queen Classic

\* SEC Game

! SEC Tournament

+ NCAA Fayetteville Regional

### 2008 (34-24; 14-15 4th SEC West) Dave Van Horn

Date	Result	Opponent	Location
2/22	W, 9-4	Wright State	Fayetteville
2/23	W, 5-4	Wright State	Fayetteville
2/24	W, 7-3	Wright State	Fayetteville
2/27	W, 2-1	Kansas	Fayetteville
2/29	W, 9-8	^vs. Louisiana Tech	College Station, Texas
3/1	L, 7-15	^at Texas A&M	College Station, Texas
3/2	W, 8-6	^vs. Ohio State	College Station, Texas

3/5	W, 13-1	South Dakota State	Fayetteville
3/5	W, 20-4	South Dakota State	Fayetteville
3/7	W, 14-5	Siena	Fayetteville
3/8	W, 17-2	Siena	Fayetteville
3/9	W, 10-4	Siena	Fayetteville
3/11	L, 5-6	Arizona State	Tempe, Ariz.
3/12	L, 4-7	Arizona State	Tempe, Ariz.
3/14	W, 5-1	*Georgia	Fayetteville
3/15	L, 11-15	*Georgia	Fayetteville
3/16	L, 2-13	*Georgia	Fayetteville
3/18	L, 1-6	Nebraska	Lincoln, Neb.
3/19	W, 9-4	Nebraska	Lincoln, Neb.
3/21	L, 7-8	*LSU (11)	Baton Rouge, La.
3/22	W, 14-13	*LSU (10)	Baton Rouge, La.
3/23	L, 2-4	*LSU	Baton Rouge, La.
3/25	W, 9-0	Centenary	Fayetteville
3/26	L, 1-5	Centenary	Fayetteville
3/29	L, 5-6	Vanderbilt (12)	Nashville, Tenn.
3/30	L, 2-6	Vanderbilt	Nashville, Tenn.
4/1	W, 7-6	Missouri State (10)	Springfield, Mo.
4/4	L, 2-5	*Auburn	Fayetteville
4/5	W, 5-4	*Auburn	Fayetteville
4/6	L, 10-12	*Auburn (10)	Fayetteville
4/8	L, 4-9	Oral Roberts	Fayetteville
4/11	W, 2-1	*Florida	Gainesville, Fla.
4/12	L, 1-6	*Florida	Gainesville, Fla.
4/13	W, 10-4	*Florida	Gainesville, Fla.
4/15	L, 2-12	Oral Roberts	Tulsa, Okla.
4/16	W, 9-1	Alcorn State	Fayetteville
4/18	W, 5-4	*Tennessee	Fayetteville
4/19	W, 5-4	*Tennessee (10)	Fayetteville
4/20	L, 6-7	*Tennessee (10)	Fayetteville
4/22	W, 9-2	Northern Colorado	Fayetteville
4/23	W, 9-1	Northern Colorado	Fayetteville
4/25	L, 4-12	*Ole Miss	Oxford, Miss.
4/26	W, 13-11	*Ole Miss (10)	Oxford, Miss.
4/27	W, 12-4	*Ole Miss	Oxford, Miss.
4/30	W, 14-6	Missouri State	Fayetteville
5/2	L, 7-11	*Alabama	Fayetteville
5/3	L, 6-11	*Alabama	Fayetteville
5/4	W, 5-4	*Alabama	Fayetteville
5/9	W, 12-11	*South Carolina	Fayetteville
5/10	W, 6-3	*South Carolina	Fayetteville
5/11	W, 4-2	*South Carolina	Fayetteville
5/12	W, 12-3	Mississippi Valley State	Fayetteville
5/15	L, 5-6	*Mississippi State	Starkville, Miss.
5/16	L, 5-6	*Mississippi State	Starkville, Miss.
5/17	W, 15-10	*Mississippi State	Starkville, Miss.
5/19	W, 12-6	Western Illinois	Fayetteville
5/30	L, 3-4	+ Pepperdine	Palo Alto, Calif.
5/31	L, 1-5	+ Stanford	Palo Alto, Calif.

^ Dominos Pizza Classic

\* SEC Game

+ NCAA Stanford Regional



For the first time in Arkansas baseball history the Hogs had first-round picks in the Major League Draft in consecutive years when Logan Forsythe went to the San Diego Padres in 2008.



THERE ARE THOSE WHO PLAY AND THOSE WHO WATCH.  
THOSE WHO CHEER AND THOSE WHO ARE CHEERED.  
THOSE WHO KNOW THAT EVERY HIT HAS A BAT,  
EVERY CATCH HAS A GLOVE AND EVERY GAME A WINNER.

EASTON BASEBALL. BUILT TO WIN.



***EASTON***®

OFFICIAL SPONSOR OF CHAMPIONSHIP BASEBALL

EASTONBASEBALL.COM



Opponents





## ALABAMA

Friday, May 8 • 6:30 p.m.

Saturday, May 9 • 4 p.m.

Sunday, May 10 • 2 p.m.

Tuscaloosa, Ala. • Sewell-Thomas Stadium

Location: ..... Tuscaloosa, Ala.  
Enrollment: ..... 25,580  
Nickname: ..... Crimson Tide  
Conference: ..... Southeastern  
Colors: ..... Crimson & White  
President: ..... Dr. Robert E. Witt  
Athletic Director: ..... Mal Moore  
Stadium (Capacity):

Sewell-Thomas Stadium (6,571)

Dimensions (L-R): ..... 325-400-325  
2008 Overall Record: ..... 35-28  
2008 Conference Record: ..... 16-14  
2008 NCAA Tournament:

1-2 Conway Regional

Head Coach: ..... Jim Wells  
Alma Mater/Year: .. Northwestern St./1981  
Overall Record: ..... 782-389 (.668)  
Record at School: ..... 588-300 (.662)  
Assistant Coaches: ..... Mitch Gaspard

Dax Norris

Drew French

Baseball Office Phone: .... 205-348-4029  
Baseball SID: ..... Barry Allen  
SID Office Phone: ..... 205-348-8836  
SID Fax: ..... 205-348-8840  
SID E-mail: ..... ballen@ia.ua.edu  
Website: ..... RollTide.com  
Press Box Phone: ..... 205-348-4927  
Starters Returning/Lost: ..... 7/2  
Pitchers Returning/Lost: ..... 9/6  
Lettermen Returning/Lost: ..... 19/8  
Newcomers: ..... 12  
Top Returnees: ... Brandon May, INF/OF

Josh Rutledge, SS

Austin Graham, RHP

Arkansas vs.: ..... Ala. leads 35-21

Last Meeting: ..... May 4, 2008  
at Baum Stadium (UA 5-4)



**Jim Wells**  
Head Coach



**Brandon May**  
Infield/Outfield

## ARIZONA STATE

Tuesday, April 7 • 6:35 p.m.

Wednesday, April 8 • 6:35 p.m.

Fayetteville, Ark. • Baum Stadium

Location: ..... Tempe, Ariz.  
Enrollment: ..... 63,278  
Nickname: ..... Sun Devils  
Conference: ..... Pacific 10  
Colors: ..... Maroon & Gold  
President: ..... Michael Crow  
Athletic Director: ..... Lisa Love  
Stadium:

Winkles Field-Packard Stadium (3,879)

Dimensions (L-R): ..... 338-395-338  
2008 Overall Record: ..... 49-13  
2008 Conference Record: ..... 16-8  
2008 NCAA Tournament:

3-0 at Tempe Regional

1-2 at Tempe Super Regional

Head Coach: ..... Pat Murphy  
Alma Mater/Year: ..... Florida Atlantic  
Overall Record: ..... 959-441-4  
Record at School: ..... 578-270-1  
Assistant Coaches: .... Andy Stankiewicz

Josh Holliday

Baseball Office Phone: .... 480-965-3677  
Baseball SID: ..... Randy Policar  
SID Office Phone: ..... 480-965-6592  
SID Fax: ..... 480-965-5408  
SID E-mail: ..... randy.policar@asu.edu  
Website: ..... thesundevils.com  
Press Box Phone: ..... 480-727-7253  
Starters Returning/Lost: ..... 3/6  
Pitchers Returning/Lost: ..... 5/6  
Lettermen Returning/Lost: ..... 10/19  
Newcomers: ..... 15  
Top Returnees: ..... Jason Kipnis, OF

Matt Newman, OF/LHP

Mike Leake, RHP/UTIL

Arkansas vs.: ..... Ariz. St. leads 3-1

Last Meeting: ..... March 12, 2008  
at Packard Stadium (ASU 7-4)



**Pat Murphy**  
Head Coach



**Mike Leake**  
Right-Handed Pitcher

## Opponents

## AUBURN

Friday, March 20 • 6 p.m.

Saturday, March 21 • 3 p.m.

Sunday, March 22 • 1 p.m.

Auburn, Ala. • Plainsman Park

Location: ..... Auburn, Ala.  
Enrollment: ..... 24,137  
Nickname: ..... Tigers  
Conference: ..... Southeastern  
Colors: ..... Burnt Orange & Navy  
President: ..... Dr. Ed Richardson  
Athletic Director: ..... Jay Jacobs  
Stadium: ..... Plainsman Park (4,096)

Dimensions (L-R): ..... 315-385-331

2008 Overall Record: ..... 28-28

2008 Conference Record: ..... 11-19

2008 NCAA Tournament: ..... DNQ

Head Coach: ..... John Pawlowski

Alma Mater/Year: ..... Clemson/1996

Overall Record: ..... 338-192-1

Record at School: ..... First Year

Assistant Coaches: ..... Scott Foxhall

Matt Heath

Jeff Duncan

Baseball Office Phone: .... 334-844-4975

Baseball SID: ..... Dan Froehlich

SID Office Phone: ..... 334-844-9803

SID Fax: ..... 334-844-9807

SID E-mail: ..... froehdp@auburn.edu

Website: ..... auburntigers.com

Press Box Phone: ..... 334-844-4138

Starters Returning/Lost: ..... 7/2

Pitchers Returning/Lost: ..... 8/3

Lettermen Returning/Lost: ..... 22/8

Newcomers: ..... 7

Top Returnees: ..... Hunter Morris, IF

Joseph Sanders, IF

Grant Drayton, LHP

Arkansas vs.: ..... Aub. leads 33-26

Last Meeting: ..... April 26, 2008

at Baum Stadium (Aub. 12-10)



**John Pawlowski**  
Head Coach



**Hunter Morris**  
Infield

# Opponents

## CALIFORNIA

Friday, March 6 • 6:35 p.m.  
Saturday, March 7 • 2:05 p.m.  
Sunday, March 8 • 1:05 p.m.  
Fayetteville, Ark. • Baum Stadium

Location: ..... Berkeley, Calif.  
Enrollment: ..... 34,953  
Nickname: ..... Golden Bears  
Conference: ..... Pacific 10  
Colors: ..... Blue & Gold  
Chancellor: ..... Robert Birgeneau  
Athletic Director: ..... Sandy Barbour  
Stadium: ..... Evans Diamond (2,500)  
Dimensions (L-R): ..... 320-395-320  
2008 Overall Record: ..... 33-21-2  
2008 Conference Record: ..... 12-12  
2008 NCAA Tournament:

0-2 at Long Beach Regional  
Head Coach: ..... David Esquer  
Alma Mater/Year: ..... Stanford/1987  
Overall Record: ..... 263-236-2  
Record at School: ..... 263-236-2  
Assistant Coaches: ..... Dan Hubbs

Jon Zuber  
Tomy Arnerich  
Baseball Office Phone: .....  
Baseball SID: ..... Scott Ball  
SID Office Phone: ..... 510-643-1741  
SID Fax: ..... 510-643-7778  
SID E-mail: ..... sball@berkeley.edu  
Website: ..... calbears.com  
Press Box Phone: ..... 510-642-3098  
Starters Returning/Lost: ..... N/A  
Pitchers Returning/Lost: ..... N/A  
Lettermen Returning/Lost: ..... N/A  
Newcomers: ..... N/A  
Top Returnees: ..... Brett Jackson, CF

Kevin Miller, RHP  
Blake Smith, RHP  
Arkansas vs.: ..... Cal leads 1-0  
Last Meeting: ..... May 24, 1980  
in Tulsa, Okla. (Cal 7-1)

## CENTENARY

Tuesday, March 10 • 6 p.m.  
Wednesday, March 11 • 3 p.m.  
Shreveport, La. • Shehee Stadium

Location: ..... Shreveport, La.  
Enrollment: ..... 905  
Nickname: ..... Gents  
Conference: ..... Summit League  
Colors: ..... Maroon & White  
President: ..... Dr. Kenneth L. Schwab  
Athletic Director: ..... Dr. Thomas Tallach  
Stadium: ..... Shehee Stadium (3,000)  
Dimensions (L-R): ..... N/A  
2008 Overall Record: ..... 30-24  
2008 Conference Record: ..... 13-15  
2008 NCAA Tournament: ..... DNQ  
Head Coach: ..... Ed McCann  
Alma Mater/Year: ..... SE Okla. St./1977  
Overall Record: ..... 230-326  
Record at School: ..... 230-326  
Assistant Coaches: ..... Mike Diaz

Pat Holmes  
Baseball Office Phone: ..... 318-869-5095  
Baseball SID: ..... Tony Black  
SID Office Phone: ..... 318-841-7260  
SID Fax: ..... N/A  
SID E-mail: ..... ablack@centenary.edu  
Website: ..... gocentenary.com  
Press Box Phone: ..... 318-751-3380  
Starters Returning/Lost: ..... N/A  
Pitchers Returning/Lost: ..... N/A  
Lettermen Returning/Lost: ..... N/A  
Newcomers: ..... N/A  
Top Returnees: ..... Dakota Robinson, LHP

Tim Deering, INF  
Justin Kraft, RHP  
Arkansas vs.: ..... Ark. leads 30-7  
Last Meeting: ..... March 26, 2008  
at Baum Stadium (CC 5-1)

## FLORIDA

Friday, March 13 • 6:35 p.m.  
Saturday, March 14 • 2:05 p.m.  
Sunday, March 15 • 1:05 p.m.  
Fayetteville, Ark. • Baum Stadium

Location: ..... Gainesville, Fla.  
Enrollment: ..... 51,413  
Nickname: ..... Gators  
Conference: ..... Southeastern  
Colors: ..... Orange & Blue  
President: ..... Dr. J. Bernard Machen  
Athletic Director: ..... Jeremy Foley  
Stadium: ..... Alfred A. McKethan Stadium (5,500)  
Dimensions (L-R): ..... 329-400-325  
2008 Overall Record: ..... 34-24  
2008 Conference Record: ..... 17-13  
2008 NCAA Tournament:

0-2 at Tallahassee Regional  
Head Coach: ..... Kevin O'Sullivan  
Alma Mater/Year: ..... Virginia/1991  
Overall Record: ..... 34-24  
Record at School: ..... 34-24  
Assistant Coaches: ..... Craig Bell

Brad Weitzel  
Don Norris  
Baseball Office Phone: ..... 352-375-4683 x4457  
Baseball SID: ..... John Hines  
SID Office Phone: ..... 352-375-4683 x6130  
SID Fax: ..... 352-375-4809  
SID E-mail: ..... johnh@gators.uaa.ufl.edu  
Website: ..... GatorZone.com  
Press Box Phone: ..... 352-375-4683 x4355  
Starters Returning/Lost: ..... 6/3  
Pitchers Returning/Lost: ..... 8/6  
Lettermen Returning/Lost: ..... 18/14  
Newcomers: ..... 14  
Top Returnees: ..... Avery Barnes, OF/INF  
Matt den Dekker, OF  
Patrick Keating, RHP  
Arkansas vs.: ..... Florida leads 19-16  
Last Meeting: ..... April 13, 2008  
at McKethan Stadium (UA 10-4)



David Esquer  
Head Coach



Blake Smith  
Right-Handed Pitcher



Ed McCann  
Head Coach



Justin Kraft  
Right-Handed Pitcher



Kevin O'Sullivan  
Head Coach



Matt den Dekker  
Outfield







## GEORGIA

Friday, April 17 • 6 p.m.  
Saturday, April 18 • Noon  
Sunday, April 19 • 1 p.m.  
Foley Field • Athens, Ga.

Location: ..... Athens, Ga.  
Enrollment: ..... 34,180  
Nickname: ..... Bulldogs  
Conference: ..... Southeastern  
Colors: ..... Red & Black  
President: ..... Dr. Michael F. Adams  
Athletic Director: ..... Damon Evans  
Stadium: ..... Foley Field (3,291)  
Dimensions (L-R): ..... 350-404-314  
2008 Overall Record: ..... 45-25-1  
2008 Conference Record: ..... 20-9-1  
2008 NCAA Tournament:

4-1 at Athens Regional  
2-1 at Athens Super Regional  
4-2 at College World Series

Head Coach: ..... David Perno  
Alma Mater/Year: ..... Georgia/1991  
Overall Record: ..... 251-184-1  
Record at School: ..... 251-184-1  
Assistant Coaches: ..... Jason Eller  
Brady Wiederhold  
Justin Holmes

Baseball Office Phone: .... 706-542-7971  
Baseball SID: ..... Ben Beaty  
SID Office Phone: ..... 706-542-9344  
SID Fax: ..... 706-542-9339  
SID E-mail: ..... bbeaty@sports.uga.edu  
Website: ..... georgiadogs.com  
Press Box Phone: ..... 706-542-6161  
Starters Returning/Lost: ..... 6/3  
Pitchers Returning/Lost: ..... 13/6  
Lettermen Returning/Lost: ..... 18/8  
Newcomers: ..... 15  
Top Returnees: ..... Rich Poythress, INF  
Bryce Massanari, C/INF  
Trevor Holder, RHP

Arkansas vs.: ..... Ark. leads 19-14  
Last Meeting: ..... March 16, 2008  
at Baum Stadium (UGA 13-2)



David Perno  
Head Coach



Rich Poythress  
Infield

## KANSAS

Tuesday, February 24 • 3:05 p.m.  
Wednesday, February 25 • 3:05 p.m.

Fayetteville, Ark. • Baum Stadium

Location: ..... Lawrence, Kan.  
Enrollment: ..... 30,102  
Nickname: ..... Jayhawks  
Conference: ..... Big 12  
Colors: ..... Crimson & Blue  
Chancellor: ..... Dr. Robert Hemenway  
Athletic Director: ..... Lew Perkins  
Stadium: ..... Hoglund Park (2,500)  
Dimensions (L-R): ..... 330-392-330  
2008 Overall Record: ..... 30-27  
2008 Conference Record: ..... 9-18  
2008 NCAA Tournament: ..... DNQ  
Head Coach: ..... Ritch Price  
Alma Mater/Year: ..... Williamette/1978  
Overall Record: ..... 778-593-2  
Record at School: ..... 203-169-1  
Assistant Coaches: ..... Ryan Graves  
John Szeftc  
Kevin Frady

Baseball Office Phone: .... 785-864-7907  
Baseball SID: ..... Mike Cummings  
SID Office Phone: ..... 785-864-3575  
SID Fax: ..... 785-864-7944  
SID E-mail: ..... mtc@ku.edu  
Website: ..... kuathletics.com  
Press Box Phone: ..... 785-864-4037  
Starters Returning/Lost: ..... 6/3  
Pitchers Returning/Lost: ..... 8/6  
Lettermen Returning/Lost: ..... 17/15  
Newcomers: ..... 22  
Top Returnees: ..... Buck Afenir, C  
Nick Faunce, OF  
Paul Smyth, RHP

Arkansas vs.: ..... Ark. leads 32-12  
Last Meeting: ..... Feb. 27, 2008  
at Baum Stadium (UA 2-1)



Ritch Price  
Head Coach



Paul Smyth  
Right-Handed Pitcher

## Opponents

## LOUISIANA-MONROE

Tuesday, April 14 • 6:35 p.m.  
Wednesday, April 15 • 3:05 p.m.

Fayetteville, Ark. • Baum Stadium

Location: ..... Monroe, La.  
Enrollment: ..... 8,767  
Nickname: ..... Warhawks  
Conference: ..... Sun Belt  
Colors: ..... Maroon & Gold  
President: ..... Dr. James E. Cofer, Sr.  
Athletic Director: ..... Bobby Staub  
Stadium: ..... Warhawk Field (1,800)  
Dimensions (L-R): ..... 330-400-330  
2008 Overall Record: ..... 34-24  
2008 Conference Record: ..... 20-10  
2008 NCAA Tournament: ..... DNQ  
Head Coach: ..... Jeff Schexnaider  
Alma Mater/Year: ..... ULM/1987  
Overall Record: ..... 63-52  
Record at School: ..... 63-52  
Assistant Coaches: ..... Dax Leone  
Cory Barton

Baseball Office Phone: ..... N/A  
Baseball SID: ..... Adam Prendergast  
SID Office Phone: ..... 318-342-5463  
SID Fax: ..... 318-342-5464  
SID E-mail: ..... predergast@ulm.edu  
Website: ..... ULM Athletics.com  
Press Box Phone: ..... 318-342-5476  
Starters Returning/Lost: ..... N/A  
Pitchers Returning/Lost: ..... N/A  
Lettermen Returning/Lost: ..... N/A  
Newcomers: ..... N/A  
Top Returnees: ..... Ben Soignier, IF  
Derek Ward, RHP  
Matt Collins, IF

Arkansas vs.: ..... Ark. leads 6-5  
Last Meeting: ..... March 17, 1999  
at Warhawk Field (UA 10-8)



Jeff Schexnaider  
Head Coach



Ben Soignier  
Infield

# Opponents

## LOUISIANA STATE

Friday, May 1 • 6:35 p.m.  
Saturday, May 2 • 2:05 p.m.  
Sunday, May 3 • 1:05 p.m.  
Fayetteville, Ark. • Baum Stadium

Location: .....Baton Rouge, La.  
Enrollment: ..... 25,896  
Nickname: ..... Fighting Tigers  
Conference: ..... Southeastern  
Colors: ..... Purple & Gold  
Chancellor: ..... Dr. Michael V. Martin  
Athletic Director: ..... Joe Alleva  
Stadium: ..... Alex Box Stadium (8,786)  
Dimensions (L-R): ..... 330-405-330  
2008 Overall Record: ..... 49-19-1  
2008 Conference Record: ..... 18-11-1  
2008 NCAA Tournament:

3-0 at Baton Rouge Regional  
2-1 at Baton Rouge Super Regional  
1-2 at College World Series

Head Coach: ..... Paul Mainieri  
Alma Mater/Year: ..Fla. International/ 1980  
Overall Record: ..... 942-537-6  
Record at School: ..... 78-45-2  
Assistant Coaches: ..... David Grewe  
Javi Sanchez  
Will Davis

Baseball Office Phone: ....225-578-4148  
Baseball SID: ..... Bill Franques  
SID Office Phone: ..... 225-578-2527  
SID Fax: ..... 225-578-  
SID E-mail: ..... wfranqu@lsu.edu  
Website: ..... LSUsports.net  
Press Box Phone: ..... TBA  
Starters Returning/Lost: ..... 14-3  
Pitchers Returning/Lost: ..... 10-5  
Lettermen Returning/Lost: ..... 24-9  
Newcomers: ..... 11  
Top Returnees: ..... Blake Dean, OF  
DJ LeMahieu, SS

Louis Coleman, RHP  
Arkansas vs.: ..... LSU leads 45-21  
Last Meeting: ..... March 23, 2008  
at Alex Box Stadium (LSU 4-2)



**Paul Mainieri**  
Head Coach



**Blake Dean**  
Outfield

## MISSISSIPPI

Thursday, May 14 • 6:35 p.m.  
Friday, May 15 • 6:35 p.m.  
Saturday, May 16 • 2:05 p.m.  
Fayetteville, Ark. • Baum Stadium

Location: ..... Oxford, Miss.  
Enrollment: ..... 17,601  
Nickname: ..... Rebels  
Conference: ..... Southeastern  
Colors: ..... Cardinal & Navy  
Chancellor: ..... Dr. Robert C. Khayat  
Athletic Director: ..... Pete Boone  
Stadium:

Oxford-University Stadium (5,000)  
Dimensions (L-R): ..... 330-390-330  
2008 Overall Record: ..... 39-26  
2008 Conference Record: ..... 15-15  
2008 NCAA Tournament:


2-2 at Coral Gables Regional  
Head Coach: ..... Mike Bianco  
Alma Mater/Year: ..... LSU/1989  
Overall Record: ..... 421-254-1  
Record at School: ..... 321-183  
Assistant Coaches: ..... Rob Reinstette

Carl Lafferty  
Matt Mossberg  
Baseball Office Phone: ....662-915-6643  
Baseball SID: ..... Bill Bunting  
SID Office Phone: ..... 662-915-7522  
SID Fax: ..... 662-915-7006  
SID E-mail: ..... wbunting@olemiss.edu  
Website: ..... OleMissSports.com  
Press Box Phone: ..... 662-915-7858  
Starters Returning/Lost: ..... 6/3  
Pitchers Returning/Lost: ..... 11/4  
Lettermen Returning/Lost: ..... 22/10  
Newcomers: ..... 12  
Top Returnees: ..... Scott Bittle, RHP

Logan Power, OF  
Drew Pomeranz, LHP  
Arkansas vs.: ..... Ark. leads 33-24  
Last Meeting: ..... April 26, 2008  
at Oxford-University Stad. (UA 12-4/14-6)



**Mike Bianco**  
Head Coach



**Scott Bittle**  
Right-Handed Pitcher

## MISSISSIPPI STATE

Friday, March 27 • 6:35 p.m.  
Saturday, March 28 • 2:05 p.m.  
Sunday, March 29 • 1:05 p.m.  
Fayetteville, Ark. • Baum Stadium

Location: ..... Starkville, Miss.  
Enrollment: ..... 17,824  
Nickname: ..... Bulldogs  
Conference: ..... Southeastern  
Colors: ..... Maroon & White  
President: ..... Dr. Mark E. Keenum  
Athletic Director: ..... Greg Byrne  
Stadium:

Polk-DeMent Stadium (15,000)  
Dimensions (L-R): ..... 330-390-326  
2008 Overall Record: ..... 23-33  
2008 Conference Record: ..... 9-21  
2008 NCAA Tournament: ..... DNQ

Head Coach: ..... John Cohen  
Alma Mater/Year: .. Mississippi St./1990  
Overall Record: ..... 321-197-1  
Record at School: ..... First Season  
Assistant Coaches: ..... Butch Thompson

Lane Burroughs  
Baseball Office Phone: ....662-325-3597  
Baseball SID: ..... Joe Dier  
SID Office Phone: ..... 662-325-8040  
SID Fax: ..... 662-325-3600  
SID E-mail: ..JBDier@Athletics.MSState.edu  
Website: ..... MStateAthletics.com  
Press Box Phone: ..... 662-325-3776  
Starters Returning/Lost: ..... 8/1  
Pitchers Returning/Lost: ..... 10/4  
Lettermen Returning/Lost: ..... 20/10  
Newcomers: ..... 9  
Top Returnees: ..... Connor Powers, 3B  
Ryan Collins, OF  
Grant Hogue, OF  
Arkansas vs.: ..... Miss. St. leads 41-27  
Last Meeting: ..... May 17, 2008  
at Polk-DeMent Stadium (UA 15-10)



**John Cohen**  
Head Coach



**Grant Hogue**  
Outfield







# MISSOURI STATE

Wednesday, March 25 • 6:35 p.m.  
Fayetteville, Ark. • Baum Stadium  
Tuesday, March 31 • 6:30 p.m.  
Springfield, Mo. • Hammons Field

Location: ..... Springfield, Mo.  
Enrollment: ..... 21,688  
Nickname: ..... Bears  
Conference: ..... Missouri Valley  
Colors: ..... Maroon & White  
President: ..... Dr. Michael T. Nietzel  
Athletic Director: ..... Bill Rowe  
Stadium: ..... Hammons Field (8,000)  
Dimensions (L-R): ..... 315-400-330  
2008 Overall Record: ..... 40-17  
2008 Conference Record: ..... 18-6 (2nd)  
2008 NCAA Tournament: ..... DNQ  
Head Coach: ..... Keith Guttin  
Alma Mater/Year: ... Mo.-St. Louis/1978  
Overall Record: ..... 904-553  
Record at School: ..... 904-553  
Assistant Coaches: ..... Brent Thomas

Paul Evans  
Tanner Mattson  
Baseball Office Phone: .... 417-836-5242  
Baseball SID: ..... Ben Adamson  
SID Office Phone: ..... 417-836-4584  
SID Fax: ..... 417-836-4868  
SID E-mail: .. benadamson@missouristate.edu  
Website: ..... missouristatebears.com  
Press Box Phone: .. 417-863-0395 x3070  
Starters Returning/Lost: ..... 5/4  
Pitchers Returning/Lost: ..... 11/2  
Lettermen Returning/Lost: ..... 18/9  
Newcomers: ..... N/A  
Top Returnees: ..... Tim Clubb, RHP  
Ben Carlson, 1B/DH  
Brayden Drake, 3B  
Arkansas vs.: ..... Ark. leads 45-20  
Last Meeting: ..... Apr. 30, 2008 at Baum Stadium (UA 14-6)

# NEBRASKA

Tuesday, March 17 • 6:35 p.m.  
Wednesday, March 18 • 3:05 p.m.  
Fayetteville, Ark. • Baum Stadium

Location: ..... Lincoln, Neb.  
Enrollment: ..... 22,000  
Nickname: ..... Cornhuskers  
Conference: ..... Big 12  
Colors: ..... Scarlet & Cream  
Chancellor: ..... Harvey Perlman, J.D.  
Athletic Director: ..... Tom Osborne  
Stadium: ..... Haymarket Park (8,486)  
Dimensions (L-R): ..... 335-395-325  
2008 Overall Record: ..... 41-16-1  
2008 Conference Record: ..... 17-9-1  
2008 NCAA Tournament:

1-2 at Lincoln Regional  
Head Coach: ..... Mike Anderson  
Alma Mater/Year: .. Northern Colo./1990  
Overall Record: ..... 255-116-1  
Record at School: ..... 255-116-1  
Assistant Coaches: ..... Dave Bingham  
Eric Newman  
Nate Thompson  
Baseball Office Phone: .... 402-472-2269  
Baseball SID: ..... Shamus McKnight  
SID Office Phone: ..... 402-472-7772  
SID Fax: ..... 402-472-2005  
SID E-mail: .... smcknight@huskers.com  
Website: ..... huskers.com  
Press Box Phone: ..... 402-434-6861  
Starters Returning/Lost: ..... 5/4  
Pitchers Returning/Lost: ..... 6/6  
Lettermen Returning/Lost: ..... 15/14  
Newcomers: ..... N/A  
Top Returnees: ..... Nick Sullivan, OF  
Jake Mort, 3B  
Mike Nesselth, RHP  
Arkansas vs.: ..... Tied 6-6  
Last Meeting: ..... March 19, 2008 at Haymarket Park (UA 9-4)

# Opponents

## OKLAHOMA

Tuesday, April 28 • 6:35 p.m.  
Fayetteville, Ark. • Baum Stadium

Location: ..... Norman, Okla.  
Enrollment: ..... 29,721  
Nickname: ..... Sooners  
Conference: ..... Big 12  
Colors: ..... Crimson & Cream  
President: ..... David Boren  
Athletic Director: ..... Joe Castiglione  
Stadium: ..L. Dale Mitchell Park (2,700)  
Dimensions (L-R): ..... 335-411-335  
2008 Overall Record: ..... 34-24  
2008 Conference Record: ... 9-17-1 (8th)  
2008 NCAA Tournament:

2-2 at Tempe Regional  
Head Coach: ..... Sunny Golloway  
Alma Mater/Year: .. Okla. Christian/1984  
Overall Record: ..... 462-234-1  
Record at School: ..... 127-78-1  
Assistant Coaches: ..... Tim Tadlock  
Mike Bell  
Baseball Office Phone: .... 405-325-8354  
Baseball SID: ..... Craig Moran  
SID Office Phone: ..... 405-325-8231  
SID Fax: ..... 405-325-7623  
SID E-mail: ..... cmoran@ou.edu  
Website: ..... SoonerSports.com  
Press Box Phone: ..... 405-325-8363  
Starters Returning/Lost: ..... 7/1  
Pitchers Returning/Lost: ..... 10/4  
Lettermen Returning/Lost: ..... 18/9  
Newcomers: ..... 15  
Top Returnees: ..... Casey Johnson, OF  
Jamie Johnson, OF  
Andrew Doyle, RHP  
Arkansas vs.: ..... Ark. leads 11-9  
Last Meeting: ..... May 31, 2002 at Wichita, Kan. (UA 8-5)



**Keith Guttin**  
Head Coach



**Tim Clubb**  
Right-Handed Pitcher



**Mike Anderson**  
Head Coach



**Nick Sullivan**  
Outfield



**Sunny Golloway**  
Head Coach



**Andrew Doyle**  
Right-Handed Pitcher

# Opponents



## ORAL ROBERTS

Tuesday, April 21 • 6:35 p.m.  
Tulsa, Okla. • J.L. Johnson Stadium  
Tuesday, May 12 • 6:35 p.m.  
Fayetteville, Ark. • Baum Stadium

Location: ..... Tulsa, Okla.  
Enrollment: ..... 5,500  
Nickname: ..... Golden Eagles  
Conference: ..... Summit League  
Colors: ..... Navy, Gold & White  
President: ..... TBA  
Athletic Director: ..... Mike Carter  
Stadium: ..... J.L. Johnson Stadium  
Dimensions (L-R): ..... 330-400-330  
2008 Overall Record: ..... 48-14  
2008 Conference Record: ..... 24-4  
2008 NCAA Tournament:

2-2 at Lincoln Regional

Head Coach: ..... Rob Walton  
Alma Mater/Year: ..... Oklahoma St.  
Overall Record: ..... 221-82  
Record at School: ..... 221-82  
Assistant Coaches: ..... Ryan Folmar  
Ryan Neill  
Brian Kraft

Baseball Office Phone: .... 918-495-7130  
Baseball SID: ..... Kyle Seay  
SID Office Phone: ..... 918-495-7094  
SID Fax: ..... 918-495-7142  
SID E-mail: ..... kseay@oru.edu  
Website: ..... orugoldeneagles.com  
Press Box Phone: ..... 918-495-7165  
Starters Returning/Lost: ..... 2/7  
Pitchers Returning/Lost: ..... 3/3  
Lettermen Returning/Lost: ..... 13/12  
Newcomers: ..... 15  
Top Returnees: ..... Mike Notaro, 1B  
Mark Serrano, RHP  
Jerry Sullivan, RHP

Arkansas vs.: ..... Ark. leads 60-34  
Last Meeting: ..... April 15, 2008  
at J.L. Johnson Stadium (ORU 12-2)

## SOUTH CAROLINA

Friday, April 3 • 6 p.m.  
Saturday, April 4 • 3 p.m.  
Sunday, April 5 • 12:30 p.m.  
Columbia, S.C. • TBD

Location: ..... Columbia, S.C.  
Enrollment: ..... 27,065  
Nickname: ..... Gamecocks  
Conference: ..... Southeastern  
Colors: ..... Garnet & Black  
President: ..... Dr. Harris Pastides  
Athletic Director: ..... Eric Hyman  
Stadium: ..... New Facility TBD  
Dimensions (L-R): ..... N/A  
2008 Overall Record: ..... 40-23  
2008 Conference Record: ..... 15-15  
2008 NCAA Tournament:

2-2 at Raleigh Regional

Head Coach: ..... Ray Tanner  
Alma Mater/Year: ..... NC State/1980  
Overall Record: ..... 935-416-3  
Record at School: ..... 540-243  
Assistant Coaches: ..... Chad Holbrook  
Mark Calvi  
Sammy Esposito

Baseball Office Phone: ..... N/A  
Baseball SID: ..... Andrew Kitick  
SID Office Phone: ..... 803-777-5204  
SID Fax: ..... 803-777-2967  
SID E-mail: ..... kitick@mailbox.sc.edu  
Website: ..... gamecocksonline.com  
Press Box Phone: ..... 803-777-6648  
Starters Returning/Lost: ..... 4/5  
Pitchers Returning/Lost: ..... 12/7  
Lettermen Returning/Lost: ..... 16/10  
Newcomers: ..... 14  
Top Returnees: ..... Whit Merrifield, IF/OF  
DeAngelo Mack, OF  
Sam Dyson, RHP

Arkansas vs.: ..... Ark. leads 27-18  
Last Meeting: ..... May 11, 2008  
at Baum Stadium (UA 4-2)

## TENNESSEE

Friday, April 24 • 6 p.m.  
Saturday, April 25 • 3 p.m.  
Sunday, April 26 • 12 p.m.  
Knoxville, Tenn. • Lindsey Nelson Stadium

Location: ..... Knoxville, Tenn.  
Enrollment: ..... 26,400  
Nickname: ..... Volunteers  
Conference: ..... Southeastern  
Colors: ..... Orange & White  
President: ..... Dr. John D. Petersen  
Athletic Director: ..... Mike Hamilton  
Stadium:

Lindsey Nelson Stadium (3,800)

Dimensions (L-R): ..... 320-387-320  
2008 Overall Record: ..... 27-29  
2008 Conference Record: ..... 12-18  
2008 NCAA Tournament: ..... DNQ  
Head Coach: ..... Todd Raleigh  
Alma Mater/Year: ..... Western Carolina/1991  
Overall Record: ..... 284-238  
Record at School: ..... 27-29  
Assistant Coaches: ..... Bradley LeCroy  
Fred Corral  
Nate Headley

Baseball Office Phone: .... 865-974-2057  
Baseball SID: ..... Melissa Anderson  
SID Office Phone: ..... 865-974-0884  
SID Fax: ..... 865-974-1269  
SID E-mail: ..... mander38@utk.edu  
Website: ..... UTsports.com  
Press Box Phone: ..... 865-974-3376  
Starters Returning/Lost: ..... 6/3  
Pitchers Returning/Lost: ..... 10/3  
Lettermen Returning/Lost: ..... 17/11  
Newcomers: ..... 16  
Top Returnees: ..... Kentrail Davis, OF  
Bryan Morgado, LHP  
Nick Hernandez, LHP

Arkansas vs.: ..... Tied 23-23  
Last Meeting: ..... April 20, 2008  
at Baum Stadium (Tenn. 7-6, 10)



**Rob Walton**  
Head Coach



**Jerry Sullivan**  
Right-Handed Pitcher



**Ray Tanner**  
Head Coach



**DeAngelo Mack**  
Outfield



**Todd Raleigh**  
Head Coach



**Kentrail Davis**  
Outfield







## VALPARAISO

Tuesday, March 3 • 3:05 p.m.  
Wednesday, March 4 • 3:05 p.m.

Fayetteville, Ark. • Baum Stadium

Location: .....Valparaiso, Ind.  
Enrollment: ..... 3,980  
Nickname: ..... Crusaders  
Conference: .....Horizon League  
Colors: .....Brown & Gold  
President: ..... Mark Heckler  
Athletic Director: .....Mark LaBarbera  
Stadium: .... Emory G. Bauer Field (500)  
Dimensions (L-R): .....330-400-330  
2008 Overall Record: .....21-35  
2008 Conference Record: .....8-13  
2008 NCAA Tournament: .....DNQ  
Head Coach: ..... Tracy Woodson  
Alma Mater/Year: .....N/A  
Overall Record: ..... 43-69  
Record at School: ..... 43-69  
Assistant Coaches: ..... Brian Schmack  
Eric Osborn  
Josh Dietz  
Baseball Office Phone: ....219-464-5239  
Baseball SID: .....Ryan Wronkowicz  
SID Office Phone: .....219-464-5232  
SID Fax: .....219-464-5762  
SID E-mail: .. Ryan.Wronkowicz@valpo.edu  
Website: ..... valpoathletics.com  
Press Box Phone: .....219-464-6006  
Starters Returning/Lost: .....6/3  
Pitchers Returning/Lost: .....4/1  
Lettermen Returning/Lost: .....24/10  
Newcomers: .....N/A  
Top Returnees: ..... Dan DeBruin, OF  
Steve Godawa, RHP/IF  
Jon Gulbransen, RHP  
Arkansas vs.: .....First Meeting  
Last Meeting: .....First Meeting



Tracy Woodson  
Head Coach



Dan DeBruin  
Outfield

## VANDERBILT

Friday, April 10 • 6:35 p.m.  
Saturday, April 11 • 3:05 p.m.  
Sunday, April 12 • 1:05 p.m.  
Fayetteville, Ark. • Baum Stadium

Location: .....Nashville, Tenn.  
Enrollment: ..... 6,584  
Nickname: ..... Commodores  
Conference: .....Southeastern  
Colors: .....Black & Gold  
Chancellor: .....Nicholas S. Zeppos  
Director of Sport Ops: .....Kevin Colon  
Stadium: .. Charles Hawkins Field (3,700)  
Dimensions (L-R): .....310-400-330  
2008 Overall Record: .....41-22  
2008 Conference Record: .....14-13  
2008 NCAA Tournament:  
1-2 at Tempe Regional  
Head Coach: ..... Tim Corbin  
Alma Mater/Year: Ohio Wesleyan/1984  
Overall Record: .....304-246  
Record at School: ..... 198-108  
Assistant Coaches: .....Derek Johnson  
Erik Bakich  
Larry Day  
Baseball Office Phone: ....615-322-3716  
Baseball SID: ..... Thomas Samuel  
SID Office Phone: .....615-343-0020  
SID Fax: .....615-343-7064  
SID E-mail: ..thomas.samuel@vanderbilt.edu  
Website: .....vucommodores.com  
Press Box Phone: .....615-320-0436  
Starters Returning/Lost: .....3/6  
Pitchers Returning/Lost: .....11/3  
Lettermen Returning/Lost: .....20/11  
Newcomers: ..... 13  
Top Returnees: ..... Andrew Giobbi, 1B  
Mike Minor, LHP  
Caleb Cotham, RHP  
Arkansas vs.: ..... Ark. leads 24-14  
Last Meeting: .....March 30, 2008  
at Hawkins Field (Vandy 6-2)



Tim Corbin  
Head Coach



Mike Minor  
Left-Handed Pitcher

## Opponents

## WASHINGTON ST.

Friday, February 20 • 3:05 p.m.  
Saturday, February 21 • 1:05 p.m.  
Sunday, February 22 • 1:05 p.m.  
Fayetteville, Ark. • Baum Stadium

Location: ..... Pullman, Wash.  
Enrollment: ..... 23,300  
Nickname: ..... Cougars  
Conference: .....Pac 10  
Colors: .....Crimson & Gray  
President: .....Dr. Elson S. Floyd  
Athletic Director: ..... Jim Sterk  
Stadium: ..... Bailey-Brayton Field  
Dimensions (L-R): .....330-400-335  
2008 Overall Record: .....30-26  
2008 Conference Record: .....8-16 (8th)  
2008 NCAA Tournament: .....DNQ  
Head Coach: ..... Donnie Marbut  
Alma Mater/Year: .....Portland St./1997  
Overall Record: ..... 115-112  
Record at School: ..... 115-112  
Assistant Coaches: .....Travis Jewett  
Gregg Swenson  
Gabe Boruff  
Baseball Office Phone: ....509-335-0332  
Baseball SID: ..... Craig Lawson  
SID Office Phone: .....509-335-0265  
SID Fax: .....509-335-0328  
SID E-mail: ..... craigl@wsu.edu  
Website: .....wsucougars.com  
Press Box Phone: .....509-335-8291  
Starters Returning/Lost: .....6/3  
Pitchers Returning/Lost: .....4/1  
Lettermen Returning/Lost: .....21/12  
Newcomers: ..... 13  
Top Returnees: ..... Travis Coulter, 2B  
Jared Prince, OF/RHP  
Arkansas vs.: ..... Wash. St. leads 2-1  
Last Meeting: ..... Feb. 18, 2000  
at Arlington, Texas (UA 1-0)



Donnie Marbut  
Head Coach



Jared Prince  
Outfield/Pitcher

# Opponents

## WESTERN ILLINOIS

Friday, February 27 • 3:05 p.m.  
 Saturday, February 27 • 1:05 p.m.  
 Sunday, March 1 • 1:05 p.m.  
 Fayetteville, Ark. • Baum Stadium

Location: ..... Macomb, Ill.  
 Enrollment: ..... 13,331  
 Nickname: ..... Leathernecks  
 Conference: ..... Summit League  
 Colors: ..... Purple & Gold  
 President: ..... Dr. Alvin Goldfarb  
 Athletic Director: ..Dr. Tim M. Van Alstine  
 Stadium: ..Alfred D. Boyer Stadium (500)  
 Dimensions (L-R): .....330-400-330  
 2008 Overall Record:.....21-33  
 2008 Conference Record:.... 13-11 (3rd)  
 2008 NCAA Tournament: .....DNQ  
 Head Coach: .....Stan Hyman  
 Alma Mater/Year: ..Franklin & Marshall/1981  
 Overall Record:.....352-344-1  
 Record at School: ..... 174-328  
 Assistant Coaches:..... Tom Radz  
                                     Brock Bainter  
                                     Steve Barry  
 Baseball Office Phone: ....309-298-1190  
 Baseball SID: .....Brock Wissmiller  
 SID Office Phone: .....309-298-1133  
 SID Fax: .....309-298-2060  
 SID E-mail: .....bd-wissmiller@wiu.edu  
 Website: ..... wiuathletics.com  
 Press Box Phone: .....309-298-3491  
 Starters Returning/Lost: ..... 7/2  
 Pitchers Returning/Lost: ..... 3/8  
 Lettermen Returning/Lost:.....10/11  
 Newcomers:..... 20  
 Top Returnees:..... Drew Laidig, 3B/C  
                                     Eric Eden, RHP  
                                     Lorenzo Gallaga, SS  
 Arkansas vs.: ..... Ark. leads 3-0  
 Last Meeting:..... May 19, 2008  
                                     at Baum Stadium (UA 12-6)



**Stan Hyman**  
Head Coach



**Drew Laidig**  
Third Base

## VS. THE 2009 SCHEDULE

All					
Opponent	Games	Home	Away	Neutral	Series (W/L) - Streaks
Alabama	21-35	13-14	6-17	2-4	17 (5/12) - W-5; L-13; C-W1
Arizona St.	1-3	-	0-2	1-1	1 (-/1) - W-1; L-3; C-L3
Auburn	26-33	15-12	8-16	3-5	17 (8/9) - W-5; L-6; C-L1
California	0-1	-	-	0-1	None - L-1; C-L1
Centenary	30-7	18-4	12-3	-	14 (9/2) - W-25; L-3; C-L1
Florida	16-19	8-7	7-11	1-1	11 (5/6) - W-4; L-7; C-W1
Georgia	19-14	12-6	6-8	1-0	11 (6/5) - W-6; L-3; C-L2
Kansas	32-12	29-9	2-3	-	14 (8/2) - W-9; L-4; C-W7
La.-Monroe	6-5	1-0	5-5	0-1	4 (1/2) - W-3; L-4; C-W1
LSU	21-45	9-15	9-24	3-5	19 (3/15) - W-3; L-10; C-L1
Mississippi	33-24	15-10	16-11	2-3	17 (11/6) - W-6; L-5; C-W2
Mississippi St.	27-41	11-14	10-20	6-7	18 (5/13) - W-6; L-10; C-W1
Missouri St.	45-20	31-8	14-11	0-1	15 (8/1) - W-9; L-3; C-W4
Nebraska	6-6	6-5	1-1	0-1	5 (1/1) - W-2; L-5; C-W1
Oklahoma	11-9	5-2	5-7	1-0	4 (1/1) - W-3; L-2; C-W2
Oral Roberts	60-34	31-13	27-20	2-1	22 (9/3) - W-9; L-4; C-L3
S. Carolina	26-18	15-4	7-10	4-4	12 (10/2) - W-6; L-4; C-W6
Tennessee	23-23	13-8	8-14	2-1	14 (7/7) - W-6; L-5; C-L1
Valparaiso	FIRST MEETING				
Vanderbilt	24-14	13-5	11-7	0-2	12 (11/1) - W-5; L-3; C-L3
Wash. St.	1-2	0-1	-	1-1	None - W-1; L-2; C-W1
W. Illinois	3-0	3-0	-	-	1 (1/0) - W-3; C-W3



OPPONENTS/MEDIA







## Arkansas Athletic Media Relations

The University of Arkansas Athletic Media Relations Office is located on the north side of Barnhill Arena with office hours from 8 a.m. to 5 p.m., Monday through Friday. You can often reach us at Barnhill after hours, but if not, please leave a message on our voice mail system.

### Mailing Address

Media Relations Department  
University of Arkansas  
131 Barnhill Arena  
Fayetteville, AR 72701  
(Same address for overnight and UPS deliveries)

### Interview Policy

Please direct all requests for interviews with coaches and players to Phil Pierce. Members of the Arkansas coaching staff are generally available on weekday mornings and are available after games. All Arkansas practices are conducted at Baum Stadium at George Cole Field and are open to the public and media. Razorback players are available for interviews before and after scheduled practices. Post-game interviews are conducted outside the Arkansas dugout and members of the Arkansas Media Relations Office will assist. In the event of a double header, the only Arkansas player available for interviews is the starting pitcher of game one. The Arkansas clubhouse is off limits to the media at all times.

### Credentials

Members of the media should contact Phil Pierce to request season or individual game credentials for Razorback Baseball home games. Individual game requests should be made no later than noon (CT) the day before the scheduled contest and should be directed to the Media Relations Office at 479-575-2751 or sent by e-mail to Pierce at [ppierce@uark.edu](mailto:ppierce@uark.edu). Credential requests for away games should be made to the sports information contact of the home team.

### E-mail Updates

Members of the media may request that they be added to the Arkansas Media Relations baseball e-mail group. Subscribers will receive game notes, game stories and other information. To subscribe, send a request to Phil Pierce. Please identify yourself and your organization in your request as this service is only available to members of the media.

### Gameday Media Services

The Arkansas Media Relations staff provides scorecards, rosters, updated statistics and results for each team in the Baum Stadium press box prior to each home game. Box scores, play-by-play and any postgame notes are disseminated approximately 10 minutes after the conclusion of the game. An Associated Press-style game story is also produced by the Media Relations Office. Members of the media may request these stories be sent to their organization via e-mail by contacting a member of the Media Relations Office.

### Wi-Fi

The Baum Stadium press box is equipped with wireless internet for use by the media. Please contact a member of the Arkansas Media Relations Office for a user name and password.

# Media Information

## Arkansas Baseball Media Relations Contact

Phil Pierce will handle all media requests regarding Razorback Baseball for the 2009 season. Media members can expect updated notes and statistics prior to each series. Here are a few ways to contact Pierce:



MR Office: .....479-575-2751  
Pierce's office: .....479-575-7430  
Pierce at home: .....479-973-4262  
Pierce's cell: .....479-283-3353  
Pierce's e-mail: .....[ppierce@uark.edu](mailto:ppierce@uark.edu)  
MR Fax: .....479-575-7481  
Baum Stadium Press Box: 479-575-4141

### Live Radio/TV

The University of Arkansas Athletics Department retains all copyrights to its home events. All visiting radio stations must contact the Director of Broadcasting, Chuck Barrett, 48 hours prior to make arrangements. Non-conference opponents may be subject to line charges as well as rights fees. Other stations requesting a phone line should contact SBC directly. Requests for live or tape-delayed television rights should be made in advance, and in writing, to Barrett.

### IP-Based Streaming

The Arkansas Athletics Department retains all streaming rights for its home events. Shared streams may be provided to opponents on a reciprocating basis. Please contact Assistant Athletic Director for New Media Bill Smith for any requests for IP-based data, audio or video streaming.

### Facilities/Parking

The Arkansas Baseball team conducts all practices and games at Baum Stadium at George Cole Field. Baum Stadium is located just off Razorback Road south of 6th Street. Game Day parking for the media is located in the parking lot directly in front of the Randal Tyson Track Center behind home plate of Baum Stadium. Only cars with a parking credential will be allowed access to the parking lot.

### Photographers

No cameras are allowed on the Baum Stadium playing surface during games. Photographers are encouraged to use the photo wells at the end of each dugout.

### 2009 Baseball Media Guide

The 2009 edition of the Arkansas Baseball Media Guide was written, typeset and edited by Assistant Media Relations Director Phil Pierce. Editorial assistance provided by Associate Athletic Director Kevin Trainor and Assistant Athletic Director Bill Smith. Thanks to the baseball staff for their input and assistance. Photography by Wesley Hitt, Sara Blancett, Gary Yandell, Walt Beazley, Andrew Griffith (Wareham Gate-men), Jim Richards (Bend Elks), Cleveland Indians, Kevin Clark of University Bus Lines and the Arkansas Athletic Department archives. This book was printed by Ebsco Media in Birmingham, Ala.

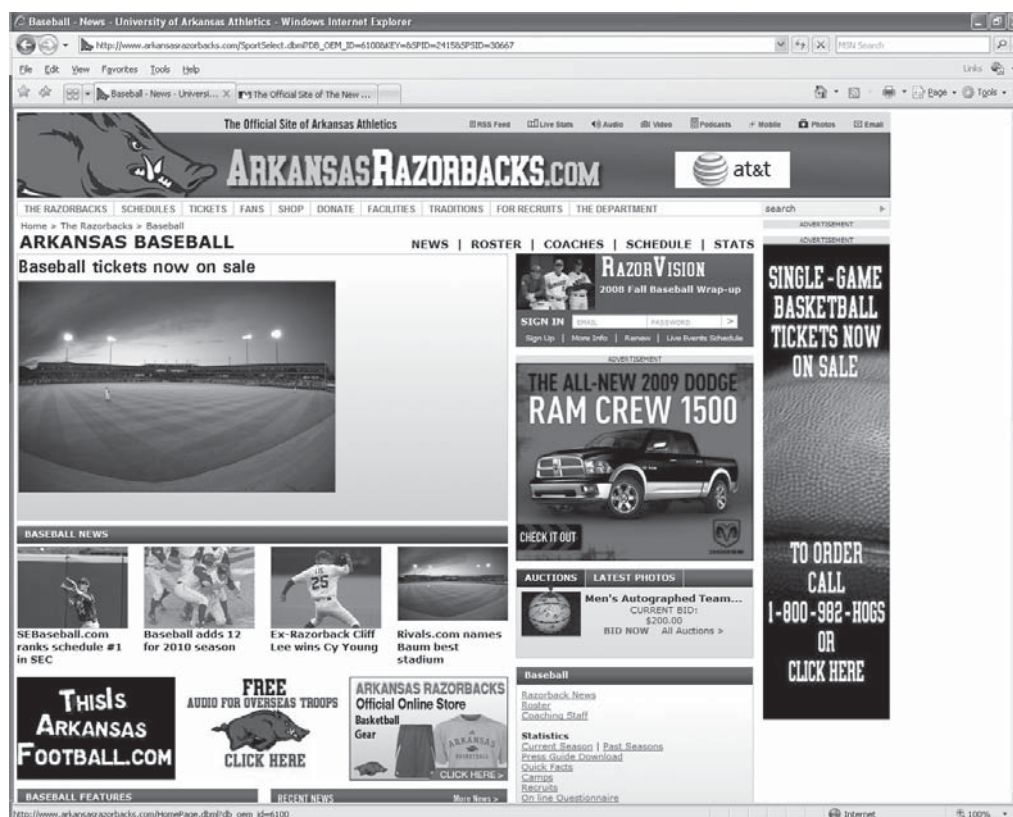


## On the Web

Daily information regarding the Arkansas Baseball team is just a click away at:

# ARKANSASRAZORBACKS.COM

Arkansas' home on the web keeps up with all the baseball action throughout the season with athlete and coach bios, statistics, fact sheets, releases, records and more.



## Northwest Arkansas Media Outlets

### Northwest Arkansas Times

Terry Wood - Sports Editor .....479-571-6419

### Arkansas Democrat-Gazette

Northwest Arkansas Bureau.....479-770-8469

### The Morning News of Northwest Arkansas

Chip Souza - Sports Editor .....479-872-5131

### Nate Allen Sports Services

Nate Allen .....479-442-5536

### KFSM-TV (CBS)

Mike Irwin - Sports Director.....479-521-1330

### KHOG-TV (ABC)

Mark Lericos - Sports Director .....479-521-1010

### KNWA-TV (NBC) (Fox)

Jason Carroll - Sports Director .....479-684-4423

### Hawgs Illustrated (Specialty Publication)

Clay Henry - Editor.....479-872-5177

### Arkansas Traveler (University)

.....479-575-3406

### Southwest Times Record

Scott Faldon - Sports Editor.....479-785-7753

### KFSM-TV (CBS)

Fort Smith Bureau.....479-783-1191

### KHBS-TV (ABC)

Fort Smith .....479-783-8133

### UATV-TV (University)

Larry Foley - Faculty Manager .....479-575-3601

### Associated Press

Noah Trister .....800-715-7291



The Razorbacks are regularly on television during the season. During the 2008 season local voice Mike Nail (left) and former major league player and current minor league broadcaster Ron Swoboda (right) teamed up to call a pair of games for CST at Baum Stadium.







# Razorback Baseball Radio Network

OPPONENTS/MEDIA

For the 18th-consecutive season, every pitch of the Arkansas baseball season can be heard on the Razorback Radio Network. The network spans the state of Arkansas and can also be heard in neighboring states as well across the globe via the internet.

The Razorback Sports Network from ISP is one of the largest collegiate baseball radio networks in the nation. With more than 20 affiliates, Razorback baseball games are never more than a dial away no matter where an Arkansas fan resides.

Chuck Barrett returns to the booth for his 18th season as the network's play-by-play announcer. Barrett has called nearly every pitch since the network's inception in 1992 and his voice has become synonymous with Arkansas baseball. Barrett is joined in the booth by former Arkansas Sports Information Director Rick Schaeffer who returned to Razorback baseball broadcasts in 2001 after a five-year absence. Schaeffer handles color analyst duties for most games but has filled in for the occasional play-by-play spot when Barrett has been unavailable.

In 2007 the Razorback Baseball Radio Network added a Hispanic broadcast for select home games. The games were voiced by Carlos Chicas and Jose Lopez who have worked with Arkansas to bring women's soccer, women's basketball, football and baseball to the Northwest Arkansas Latino community.

## Chuck Barrett Director of Broadcasting

Chuck Barrett is in his second year as a full-time member of the Arkansas Athletic Department but his affiliation with the University goes back to 1992.

Arkansas' Director of Broadcasting handles radio play-by-play duties for football and baseball. He is also the host of Inside Razorback Football with Bobby Petrino, the host of the Razorback Classics television show, the emcee at Razorback Club meetings and handles all voice-over work for the athletic department, in addition to other duties.

Barrett originally hails from Clarksville, Ark., and has been a part of the Arkansas Razorback Sports Network football radio broadcasts for 15 years in a variety of roles. He has handled Razorback baseball radio play-by-play for the past 17 seasons.

Prior to joining the Arkansas staff, he was a radio talk show host for Citadel Broadcasting for 15 years.

Barrett, who is married to Precious, is a board member of the Brandon Burlsworth Foundation and of Pagnozzi Charities.




*Chuck Barrett during one of his many play-by-play broadcasts.*







UNIV. OF ARKANSAS



**Welcome to the  
Home of the Razorbacks**







UNIV. OF ARKANSAS

# The University of ARKANSAS

One of America's leading land-grant universities, the University of Arkansas opens a new chapter in its storied history in 2008-09. The benefits of a billion-dollar Campaign for the Twenty-First Century are beginning to show. Arkansas enjoyed yet another record enrollment in Fall 2008 as 19,191 students enrolled at the Fayetteville campus welcome a new Chancellor, Dr. G. David Gearhart.

One of the benchmarks to college education is the annual *US News and World Report* "Best Colleges" issue. The 2008 edition keeps the University of Arkansas in the top level of the leading institutions of higher learning in the United States. The peer review and data-driven survey had Arkansas in the top tier for the first time in school history.

In addition, the Sam M. Walton College of Business ranked 25th place among the nation's top public undergraduate business schools, according to the 2007 *US News*. Adding to the good news, the College of Engineering was ranked for the first time.

The Carnegie Foundation categorizes the University of Arkansas as a research institution with "high research activity," which puts UA in the top 10 percent in the nation.

As a land-grant university, Arkansas strives to fulfill a three-fold mission of teaching, research and service. The Fayetteville campus also serves as the flagship institution of the University of Arkansas system, which includes branch universities and the UA Medical System. As the lead campus, UA serves as the state's major center of professional education and as the state's main source of theoretical and applied research.

## We Prepare Students to Succeed

At the University of Arkansas, we strive for excellence in everything we do, and we achieve it with nationally ranked academic programs as well as with our athletic teams. Here, successful students will join with other graduates succeeding as major media executives, scientists, engineers, teachers, writers and Olympians.

Arkansas' true success is measured by its students. Since the turn of the 21st Century, Arkansas has brought home more than its share of the nation's most prestigious undergraduate awards. In fact, the University of Arkansas was the only public or private institution in the country to have Rhodes, Marshall, Goldwater, Udall, NSF and James Madison recipients in the same year back in 2001-02, and continues each year to add to the overall total of the highly competitive awards won by Arkansas students.

Walk through campus on Senior Walk. It features the names of all our graduates - more than 120,000 of them. You will immediately feel connected to the pride, quality and tradition that go with an Arkansas degree.

## World-Class Faculty

At Arkansas, excellence begins in the classrooms and laboratories. Faculty members value research and the creation of knowledge, knowing that investigating the unknown translates into first-rate teaching. They publish nearly 100 books each year, participate in conferences around the world, file patents for their innovative projects and win prestigious honors and awards.

## World-Class Facilities

Over \$700 million in construction projects have reached completion, are beginning construction or are on the books at the University of Arkansas in the past decade. Our complexes range from splendidly equipped anthropology labs to high-tech robotics, semiconductor and laser facilities.

## Old Main

One of the original buildings of Arkansas' campus, Old Main symbolizes the strong connection to the past and the focus upon the future which come together in the present at the University of Arkansas. Completed in 1876, Old Main stood the test of time until the mid-1980s when age and modern building codes threatened to send it to the wrecking ball as it did its sister building at the University of Illinois. A major fund-raising campaign by alumni totally renovated Old Main. Reopening in 1992, the building maintains the feel of a Victorian-era building with high ceilings and elaborate wooden trim. Just below the surface of the period hardwood floors, Old Main is hard-wired to the internet and built to last well into its second century.

Even with renovation, Old Main remained unfinished until 2006. One of the gifts during the Campaign for the Twenty-First Century specified the installation of a clock, originally planned for the blank faces of the south tower.

As mentioned, Old Main was built from shared plans with its counterpart on the Illinois campus, with one important difference. The north tower of Arkansas' Old Main is taller than the south tower. Legend says this was symbolic of the Civil War as the lead engineer was a northern veteran.





### Senior Walk

The University of Arkansas is proud to be the last university in the nation maintaining what once was a common tradition of etching its graduates' names into the campus sidewalks. The 100,000th graduate's name went down in cement during the 1990s. Senior Walk stretches over five miles of campus sidewalks. The story of Senior Walk is a perfect example of how the University of Arkansas brings its commitment to the past together with innovations for the future. When the costs involved in hand-etching names into concrete forced numerous other universities to give up, the University of Arkansas turned to its physical plant and engineering school grads to create a one-of-a-kind computerized sandblasting machine -- the SandHog. Each summer, the SandHog roars across the front lawn of Old Main, etching the names of graduates into sidewalks.

### J. William Fulbright

#### College of Arts and Sciences


The J. William Fulbright College of Arts and Sciences, named after former University President and U.S. Senator J. William Fulbright, offers degrees in the liberal arts, which span everything from ancient Egyptian dynasties to the latest discoveries in nanotechnology.



It was Fulbright College students who uncovered the world's largest nautiloid fossil, an eight-foot specimen that lived 325 million years ago, in a culvert near Fayetteville.

Our graduates are known throughout the world. We can thank alumnus Robert Maurer for the revolution in communications made possible by his invention of fiber optic cable.

The College consists of 19 departments in the arts, sciences, humanities, and social sciences. Our flourishing honors program is built on the continuing success of our



students. They regularly win competitive national awards, such as Marshall Scholarships, Barry Goldwater Scholarships, and NSF Fellowships. The College offers the premier Sturges Fellowship for undergraduates.



### Sam M. Walton College of Business

The Sam M. Walton College of Business is ranked among the top 25 public business schools in the United States. Named in honor of the world's most successful retailer and his family's generous 1998 gift of \$50 million, the Walton College is Arkansas' flagship business school. The college offers two bachelor's degrees in six disciplines: accounting, economics, finance, information systems, manage-

### World-Class Support

Investment in the future is critical, and the recently completed Campaign for the Twenty-First Century resulted in a billion dollar infusion of gifts to the University of Arkansas. The effort reset the bar with the largest single gift to date to a U.S. public university in the history of American philanthropy with a \$300 million gift from the Walton Family Charitable Trust. Primary among the programs created by the Walton gift was the designation of \$200 million toward the establishment of the Honors College.

But that kind of commitment from the state and the region is not uncommon. It was the effort of the city of Fayetteville and Wash-

ington County in submitting the highest bid to the state in the 1870s that resulted in the University of Arkansas opening its doors here on Jan. 22, 1872.

### Broad range of degrees

At Arkansas, students can major in one of over 120 undergraduate disciplines, many of which prepare them for entry into graduate studies ranging from law to medicine.

### Nine Colleges, One University

The University has nine colleges to provide a wide range of majors:

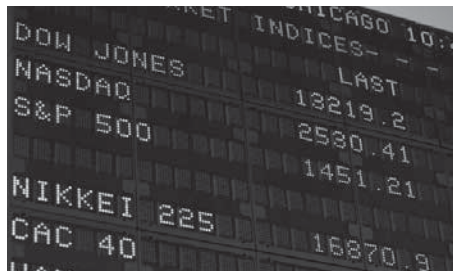
Fine arts in some of the most modern facilities in the region at the Walton Arts Center to the famous Edward Durrell Stone Fine Arts Center.

Humanities programs from communications and history to philosophy, English and foreign languages taught by nationally acclaimed faculty.

Science programs engaging in research projects from experimenting with squeezed light to improve the accuracy of atomic clocks to computer algorithms that may someday create a genetic map of every person.







ment, and marketing and logistics, as well as five master's degrees, including the MBA, and two Ph.D. programs. In 2003, the Walton College introduced an innovative new business curriculum that integrates the business disciplines and better prepares its student for jobs. By connecting these disciplines, students see the big picture of a business instead of silos. The college seeks to provide each student with experiences in and out of the classroom that simulate actual business so they are prepared for real-world and global opportunities. Established in 1926, the Walton College has been accredited by the AACSB International since 1931.

### College of Engineering

You're competitive. You like a challenge. You like being part of a team. If this sounds like you, then check out the College of Engineering at the University of Arkansas.

Why choose engineering? It's a broad, flexible field full of diverse options. You can choose to work in a corporation, pursue entrepreneurial research or apply your engineering background to a career in law, medicine or business. Whichever career path you choose, your engineering degree will prepare you to

analyze situations and solve problems. You'll also be highly employable. According to the American Society for Engineering Education, starting salaries for engineers' average around \$50,000.

Why choose the College of Engineering at the University of Arkansas? We're the only comprehensive engineering program in the



state that offers undergraduate, graduate and doctoral degrees in seven different disciplines. We're also ABET-accredited, which means that your degree is recognized and respected by industry and academia.

Our low undergraduate student-to-faculty ratio (16 to 1) results in plenty of one-on-one coaching opportunities. Even as an undergrad, you'll work elbow to elbow with nationally and internationally recognized faculty and researchers.

Incoming freshmen benefit from the support of our Freshman Engineering Program. This program provides proactive support to students through orientation, peer mentoring, tutoring and supplemental instruction, academic advising, basic career advising, and academic skills development.



The 2,300 students, 15,650 alumni and 200 faculty and staff members are passionately pursuing our goal of becoming and being perceived as one of the top-tier graduate and undergraduate engineering programs in the United States. We'd love for you to join our team.

### Dale Bumpers College of Agricultural, Food and Life Sciences

If you are interested in plants, animals, business, the natural environment or the human environment — Bumpers College has a major for you. You'll be surprised at the diver-

sity of our majors. Bumpers College includes the School of Human Environmental Sciences, with popular majors such as Apparel



## University of Arkansas Undergraduate Areas of Study

### Dale Bumpers College of Agricultural, Food and Life Sciences

Agricultural Business  
Ag Business Mgmt and Mktg  
Ag Economics  
Pre-Law  
Ag Education, Communications, & Technology  
Ag Communications  
Ag Education  
Ag Systems Technology Mgmt.  
Animal Science  
Pre-Veterinary Medicine  
Apparel Studies  
Crop Management  
Environmental, Soil & Water Science  
Food, Human Nutrition & Hospitality  
Dietetics  
General Foods & Nutrition  
Hospitality & Restaurant Mgmt.  
Food Science  
Food Science Industry  
Food Technology  
General Human Environmental Sciences  
Horticulture, Landscape, & Turf Sciences  
Human Development, Family Sciences, & Rural Sociology

Birth Through Kindergarten  
Child Development  
Lifespan  
Interior Design  
Poultry Science  
Pre-Veterinary Medicine

### School of Architecture

Architecture  
Architectural Studies  
Landscape Architecture  
Landscape Arch. Studies

### J. William Fulbright College of Arts and Sciences

African American Studies\*  
American Studies  
Regional Studies  
Anthropology Cartography/  
Remote Sensing  
Art  
Art Education  
Art History/Criticism  
(minor or concentration)  
Studio Art  
Arabic (minor)  
Asian Studies (minor)  
Biology  
Chemistry  
Biochemistry  
Biophysical Chemistry

Classical Studies  
Communication  
Computer Science  
Criminal Justice  
Drama  
Earth Science  
Economics  
International Economics and Business  
English  
Creative Writing  
European Studies\*  
French  
Gender Studies (minor)  
Geography  
Geology  
German  
History  
Historical Preservation (minor)  
International Relations  
Japanese (minor)  
Journalism  
Advertising/Public Relations  
Broadcast  
News Editorial  
Latin American Studies\*  
Legal Studies (minor)  
Mathematics  
Applied Mathematics  
Pure Mathematics  
Stats (minor or concentration)  
Medieval and Renaissance Studies (minor)

Middle East Studies\*  
Music  
Music Education  
Music Performance  
Music Theory or Composition  
Philosophy  
Physics  
Biophysics  
Computational Electronics  
Optics  
Professional  
Political Science  
Pre-professional Programs  
Chiropractic  
Cytotechnology  
Dentistry  
Dental Hygiene  
Diagnostic Medical Sonography  
Education  
Law  
Medical Technology  
Medicine  
Nuclear Medicine Technology  
Occupational Therapy  
Ophthalmic Medical Technology  
Optometry  
Pharmacy  
Physical Therapy  
Podiatry  
Radiologic Technology  
Respiratory Care  
Psychology

Public Administration  
Religious Studies (minor)  
Russian Studies\*  
Social Work  
Sociology  
Spanish  
\* You may earn either a second-degree major or a minor in this field.

### Sam M. Walton College of Business

Accounting\*  
Economics\*  
Business Economics  
Int'l Econ. & Business  
Finance\*  
Banking  
Financial Management/  
Investment  
Insurance  
Personal Financial Mgmt  
Real Estate  
Information Systems\*  
Area Emphasis  
Quantitative Analysis  
General Business\*  
Management\*  
Human Resource Management  
Organizational Leadership  
Small Business  
and Entrepreneurship  
Marketing\*  
Marketing Management  
Retail Marketing

Transportation\*  
\*A bachelor of science in international business is offered with these concentrations.  
Minors for non-business students  
Accounting  
Business Economics  
Enterprise Resource Planning  
Financial Economics  
General Business  
Information Systems  
International Business  
Management  
Marketing  
Transportation

### College of Education and Health Professions

Career and Technical Education  
Business Education  
Competency-Based Teacher Development  
Family & Consumer Sciences Ed.  
Technology Education  
Childhood Education  
Communication Disorders  
Elementary Education  
Health Science  
Human Resource Development  
Kinesiology  
P-12 Teaching Physical Ed./Wellness & Leisure  
Applied Exercise Science/  
Exercise Science/Pre-

Professional Nursing (BSN)  
Recreation  
Teacher Licensure through Master of Arts in Teaching (MAT) Program  
Early Childhood Education  
Secondary Education

### College of Engineering

Biological Engineering  
Biomedical/Pre-med  
Biotechnology  
Ecological  
Chemical Engineering  
Biotechnology/Biomedical  
Chemical Process Safety  
Environmental  
Food Process Engineering  
Materials Science and Engineering  
Microelectronics  
Nuclear Power Engineering  
Premedical  
Civil Engineering  
Environmental  
Geotechnical  
Structural  
Transportation  
Computer Engineering  
Artificial Intelligence  
Bioinformatics & Biomolecular Computing

Computer Architecture  
Embedded Systems  
Grid & Distributed Systems  
Network & Data Security  
Programming Languages  
Electrical Engineering  
Microelectronics  
Control Systems  
Communications  
Computer  
Digital/Analog Signal Processing  
Digital/Analog Electronics  
Energy Systems  
Industrial Engineering  
Engineering Management & Economic Analysis  
Ergonomics & Work Measurement  
Manufacturing  
Operations Research & Simulation  
Transportation & Logistics  
Quality Assurance  
Mechanical Engineering  
Astronautics  
Management  
Materials  
Math  
Mechanical Systems  
Physics  
Premedical  
Thermal Systems  
Premedical



Studies; Human Nutrition, Hospitality and Restaurant Management; Interior Design; Human Development, Family Sciences and Rural Sociology; and General Human Environmental Sciences. Our Equine Program attracts students from many different majors. A Pre-Vet option is offered in both Poultry Science and Animal Science. Other popular majors are Agricultural Business; Environmental, Soil and Water Science; Food Science; Horticulture, Landscape and Turf Sciences; Crop Management; and Agricultural Education, Communication and Technology. Our Honors Program and Global Studies Program provide opportunities for students to spread their wings. Students come first in Bumpers College, which provides a family-like atmosphere.



### College of Education and Health Professions

The College of Education and Health Professions prepares the professionals who touch people's lives every day - teachers, coaches, nurses, speech pathologists, counselors, school administrators and specialists in health science, exercise and recreation. The college's mission is to enhance the quality of life of the people of Arkansas, the nation and the world through the development of scholar-practitioners in education, health and human services.

Our students are involved in the community in many ways, including educating elementary children about health care at fairs sponsored by the Eleanor Mann School of Nursing and working as classroom teaching interns in local school districts.

Students enjoy hands-on learning in such partnerships with school districts and through research with faculty members. Research includes examining school reforms, studying treatment methods to reduce hospital stays for chronic diseases and learning about language acquisition by children.

### School of Architecture

The School of Architecture enjoys a national reputation for producing outstanding designers who are well prepared for professional practice in architecture and landscape architecture. The late Fay Jones, a member of the School's first graduating class and later the school's first dean, received the AIA Gold Medal in 1990 at a White House ceremony; in 2000 the AIA ranked his Thorncrown Chapel in Eureka Springs as the fourth-best building

by an American architect in the twentieth century.

Current faculty members continue to win national and international acclaim for their work. Students gain hands-on experience at the school's community design center, which has won numerous national and international design and teaching awards, and Garvan Woodland Gardens, the school's woodland botanical garden in Hot Springs. International study programs in Rome, Mexico City, and summer field studies in Europe also expand our students' perspective.



### Honors College

One of the major benefits of the \$300 million Walton gift was the dedication of \$200 million for the Honors College to fund undergraduate UA Honors College fellowships (\$50,000 for four years), to establish special study abroad and undergraduate research opportunities, and to support outstanding faculty in their research and honors teaching efforts.

The UA Honors College serves all undergraduate majors. Honors students enjoy small classes, priority registration, special housing, increased interaction with faculty, and enhanced opportunities for hands-on research.

Within the college, the Scholarship Office and the Office of Post-Graduate Fellowships provide additional services. Promising high school seniors are assisted with their applications for the many available Sturgis, Bodenhamer, Boyer, and UA Honors College fellowships as well as Chancellor's and University scholarships.



### Fulbright Peace Fountain

Honoring J. William Fulbright, the 41-foot fountain is the heart of a main plaza behind Old Main. A bronze statue of the former UA president and world-renowned U.S. Senator stands facing the fountain.

### School of Law

Named by *U.S. News and World Report* among the "most diverse" law schools in America, the School of Law builds on more than 80 years of tradition and alumni success to promote professionalism, civility and leadership. Our students follow a rigorous course of study that prepares them for success in law practice, business, public service and more. Whether pursuing a J.D. or an LL.M. in the nation's only agricultural law program, students have the opportunity to expand and refine their lawyering skills - and to serve their community and state - through the Legal Clinic, an active and effective pro bono program and various skills courses. Students also may participate in the publication of one of three law journals - *Arkansas Law Review*, *Journal of Food Law & Policy* and *Journal of Islamic Law & Culture*. The law school's outstanding faculty not only nurtures and challenges our students, but is committed to research and outreach. A recently completed expansion of the law center includes a state-of-the-art courtroom and classrooms, two-story entrance hall, reading room, conference room and coffee shop, making it one of the most striking buildings on campus and a popular gathering place for the university community.







## Dr. G. David Gearhart, Chancellor

Dr. G. David Gearhart became the fifth chancellor of the University of Arkansas on July 1, 2008, following 10 years of service to the university in his capacity as vice chancellor for university advancement. During the decade leading up to his appointment as chancellor, he was the architect of the Campaign for the Twenty-First Century - the largest, most successful capital campaign in Arkansas history, which raised more than \$1 billion for academic programs and increased the endowment from \$119 million to almost \$900 million.

A native of Fayetteville, Ark., Chancellor Gearhart was born and raised in the shadow of Old Main. An alumnus of the university whose name is twice inscribed on Senior Walk for the law degree (J.D.) and doctor of education degree (Ed.D.) he earned, Gearhart feels that his entire adult life has prepared him for this singular honor and challenge.

The path that would lead him back to his alma mater began in 1976, when Gearhart became assistant to the president at Westminster College in Fulton, Mo., where he received his baccalaureate two years earlier. In 1977, he was appointed the director of development at Westminster and led fundraising efforts for The Winston Churchill Memorial and Library. Thus was launched a nationally respected career in university advancement.

In 1978, he returned to his native state to become vice president for development at Hendrix College. After four years at Hendrix, Gearhart returned home for the first time when he was selected to be the director of development at the University of Arkansas. In this role, he spearheaded the Campaign for Books, which added more than 100,000 volumes to the University of Arkansas library.

In 1985, Gearhart took another career leap in being appointed vice president for development and university relations at The Pennsyl-

vania State University. Three years later, he was promoted to senior vice president, responsible for the external relations programs for 23 campuses statewide. While at Penn State, he launched a major capital campaign, which raised in excess of \$352 million. Total private gifts to Penn State during his 11 years at the university surpassed \$950 million, and Gearhart's division was cited three times by the Council for Advancement and Support of Education (CASE) with its grand gold medal, awarded to the nation's top advancement program.

In 1995, Gearhart joined the international consulting firm of Grenzebach, Glier, and Associates as senior vice president and managing director, but stayed closely connected to advancing the mission of higher education. The Chicago-based philanthropic management firm has hundreds of clients in the United States, Canada and Europe, and fundraising goals in excess of \$40 billion. Clients managed by Gearhart included nearly two dozen non-profit organizations, colleges and universities, among them American, Brigham Young, Rutgers, Alabama, Connecticut, Miami (Fla.), Pittsburgh and Washington.

In 1998 Gearhart once again returned to his native state as vice chancellor for university advancement at Arkansas. He was responsible for development, alumni relations, constituent relations, special events and university relations programs. His most significant impact in this role was the stunningly successful Campaign for the Twenty-First Century, a billion-dollar capital campaign that placed the University of Arkansas as one of only 13 public universities at that time to have exceeded a billion dollars raised.

The centerpiece of this campaign was a \$300 million gift from the Walton Family Charitable Support Foundation, the largest gift ever made to a public university. The direct results of Gearhart's leadership in this effort included the creation of 132 new endowed faculty positions, 1,738 new student scholarship and fellowship funds, dozens of new and renovated facilities and classrooms.

Gearhart was named a distinguished alumnus of his undergraduate alma mater, Westminster, in 1992, and the same year was named a Fulbright Scholar and studied at Oxford University, Merton College in Oxford, England. In 1996, he was named an honorary alumnus of Penn State, where he finished his doctoral coursework in higher education administration.



In addition to his responsibilities as chancellor, Gearhart is a tenured member of the faculty in the College of Education and Health Professions, holding the rank of professor. A nationally respected expert in capital campaigns, he is the author of two books, *The Capital Campaign in Higher Education* and *Philanthropy, Fund Raising and the Capital Campaign*, as well as numerous articles.

Among his current professional affiliations, Gearhart serves as vice president of the University of Arkansas Fayetteville Campus Foundation, is a member of the board of advisors for the Arkansas World Trade Center, chair of the board of directors for the Winthrop Rockefeller Institute, and is a member of the advisory board of the Pryor Center for Oral and Visual History. He also is a licensed attorney in the state of Arkansas.

Gearhart is married to the former Jane Brockmann, whom he wed in 1974. They have two children: Katy, who is a graduate of Penn State currently working as a speech pathologist; and Brock, a graduate of Arkansas who is now a vice president for Merrill Lynch. Gearhart's late father, George A. Gearhart, was publisher of the *Northwest Arkansas Times* in Fayetteville. His mother, Joan Gearhart Havens, lives in Fayetteville.



## Howard Brill, Faculty Athletics Representative

In his 14th year as the university's faculty representative for athletics is Howard W. Brill. A law professor at Arkansas since 1975, Brill served as the interim dean of the UA Law School in Fall 2005. He previously served as a member of the Faculty Athletics Committee from 1991-94 and was on a special committee to prepare the SEC's Gender Equity Policy in the spring of 1994. He chaired Arkansas' NCAA Self-Study committee, finishing in 1998.

Brill is a 1965 graduate of Duke and earned his law degree at Florida in 1970. He received his master's of law degree at Illinois in 1979. A widely published author, Brill wrote two books and numerous law review articles and has received several awards honoring his teaching. He is licensed to practice law in Arkansas, Florida and Illi-

nois and is a member of the Arkansas Bar and the state Judicial Ethics Advisory Committee. He was recently selected the first Vincent Foster Professor of Legal Ethics and Professional Responsibility. He is a past member of the Governor's Code of Ethics Commission and the Arkansas Improvement District Commission of the General Assembly.

Active in community service, Brill has served as chairman of the City of Fayetteville's Civil Service Commission, has coached youth soccer and basketball and is a Sunday School teacher. He and his wife Katherine have three children, Christian, Elizabeth and Andrew.





# Student - Athlete Academic Support and Achievement



## The Bogle Academic Center

There is no higher priority for the University of Arkansas Athletic Department than the academic progress of its scholar-athletes. Thanks to the generous gift of Bob and Marilyn Bogle, the home of the Razorback Athletic Department's Student-Athlete Academic Support and Achievement program is the Bob and Marilyn Bogle Academic Center. The 15,000-square foot Bogle Academic Center is located in the east side of Donald W. Reynolds Razorback Stadium. Under the overall direction of Senior Associate Athletic Director Jon Fagg, the Bogle Academic Center houses the Arkansas Razorbacks Academic Support Program, the Razorback Office of Student Life and the Career Development Program.

Associate Athletic Director for Student-Athlete Support Services Melissa Harwood-Rom oversees the staff of professionals dedicated to directing student-athletes to reach their personal academic goals, and to do so in ways that balance their academic, athletic and personal lives.



Razorback baseball has produced numerous members of the University of Arkansas' athletic honor roll as well as the Southeastern Conference academic lists. Two recent Academic Champions at Arkansas -- perfect 4.0 semester grades -- are Sam Murphy (left) and Scott Limbocker (right). Both posted Fall 2008 4.0's and were named to the SEC Spring Academic Honor Roll.



## Student-Athlete Academic Support and Achievement Services

Recognizing the difficulty of balancing the demands of athletic competition at the highest level and completion of the rigorous academic standards of a Carnegie research-level university, the Razorback Athletic Department provides support services through both facilities and personnel to guide Arkansas student-athletes to their ultimate goal: University of Arkansas diploma.

The key components of the SAASA are personal development, career development, academic tutoring, study hall facilities, class attendance monitoring and incentive awards recognizing academic achievement.



**Melissa Harwood-Rom**

Associate Athletic Director  
for Student-Athlete Support Services

## STUDENT-ATHLETE ACADEMIC SUPPORT AND ACHIEVEMENT MISSION STATEMENT

*The primary focus of the Razorback Student-Athlete Academic Support and Achievement Program is to provide the student-athlete with the opportunity to develop the skills necessary to be a success in college and in life. This is accomplished through superior academic counseling, life skills training and preparation to enter the job market upon graduation.*

UNIV. OF ARKANSAS







## University of Arkansas Academic Game Plan for Graduation

Student-athletes are expected to meet specific academic criteria in order to maintain eligibility. This is easily achieved by following the Academic Game Plan created by the Student-Athlete Academic Support and Achievement team.

The SAASA designs programs and sets specific goals to help student-athletes achieve academic success. An example of a key goal is the successful completion of 30 hours of coursework during each academic year. By maintaining this course load, Razorback athletes not only stay on track to graduate in four years, but easily meet eligibility requirements set by the NCAA.



## Study Hall and Tutors

A quiet setting for uninterrupted study, the Bogle Academic Center provides three types of study hall space. The computer lab (above) has over 30 stations for individual computer-based study. An open study hall is available for group or individual study, and monitored by staff members of the SAASA. There are 17 individual study carrels that provide space for tutors to meet with student-athletes for individual instruction in specific subjects.

Each Razorback team sets its own criteria for study hall attendance. The use of tutors is a key element for academic success, allowing for individualized assistance and for reaching academic excellence in advanced subjects.





## Honors and Awards

### Academic Excellence Program

Recognition for Razorback athletes who exceed a 3.0 GPA each fall and spring semester.

#### Academic Champions

Razorbacks who scored perfect 4.0 grades for the semester

#### Athletic Director's List

Razorbacks with grades from 3.50 to 3.99

#### Athletic Department Honor Roll

Razorbacks with grades from 3.00 to 3.49

### Lon Farrell Award

Presented to the graduating Razorback athlete each spring semester with the highest cumulative GPA.

### Brandon Burlsworth Award

Voted on by the university faculty as the outstanding former non-scholarship student-athlete.

### Hard Working Hog

Recognizing achievement of new personal academic bests each semester.

### SEC Academic Honor Roll

Earning a 3.0 GPA or above for two consecutive semesters



Razorback baseball has produced its share of nominees for ESPN The Magazine Academic All-America like Shaun Siebert (left) and Trey Holloway (right). A pitcher from Booneville, Ark., Holloway was one of three second-team ESPN The Magazine All-District Baseball Players in 2006. He went on to become an academic counselor at Arkansas before taking a job teaching high school and coaching baseball. Siebert was a 2008 nominee for ESPN The Magazine Academic All-America.

### Class Attendance

The University of Arkansas Razorback Athletic Department has an overall student-athlete class attendance policy. Student-Athletes Academic Support and Achievement assists with the enforcement of this policy through regular checks on class attendance. If traveling with a team, student-athletes notify instructors early in each semester regarding assignments or exams.

### Student Life

The social and personal development of student-athletes is as important to the University of Arkansas as the academic and athletic achievement. The Office of Student Life focuses on the personal development and community service components of the NCAA CHAMPS/LifeSkills program. Training is provided in a variety of areas including financial planning, drug and alcohol education, time management, study skills and developing community service activities.

## Athletic Department Academic Champions

### Fall 2007

Jessica Bachkora, softball; Jackie Booker, soccer; Stephanie Carr, swimming; Allison Chinn, swimming; Jessica Clark, swimming; Samantha Cortez, gymnastics; Allison Daniels, gymnastics; Tara Diebold, women's track; Jennifer Fall, women's track; Erin Gray, women's track; Allison Harris, soccer; Megan Haskins, swimming; Thomas Hauskey, basketball; Sarah Landau, women's track; Molly Lewis, gymnastics; Stacy Lewis, women's golf; Aurelija Miseviciute, women's tennis; Katie McGraw, swimming; Elizabeth McVean, soccer; Mitchell Munoz, men's track; Tiffany Redlarczyk, women's track; Angela Scott, women's track; Nicholas Spinazze, men's tennis; Katie Stripling, women's track; Blake Strode, men's tennis; Erica Totten, swimming.

### Spring 2008

Nanar Airapetian, women's tennis; Gina Bargiacchi, swimming; Jackie Booker, soccer; Stephanie Carr, swimming; Allison Chinn, swimming; Jessie Clark, swimming; Allison Daniels, gymnastics; John Michael Davis, football; Tara Diebold, women's track; Hilary Freeman, softball; Erin Gray, women's track; Austin King, men's tennis; Megan Haskins, swimming; Thomas Hauskey, men's basketball; Shedrick Johnson, football; Stacy Lewis, women's golf; Katie McGraw, swimming; Beth McVean, soccer; Ashley Miller, volleyball; Mitchell Munoz, men's track; Erin Neumann, swimming; Lynette Ng, swimming; Lindsay Patterson, soccer; Caroline Peyton, women's track; Sarah Pfeifer, women's basketball; Brent Rosson, men's track; Angela Scott, women's track; Whitney Sylvan, women's golf; Michael Smith, football; Katie Stripling, women's track; Blake Strode, men's tennis.

### Career Development

The purpose of the Career Development Program is to assist student-athletes in making a smooth transition from the University of Arkansas into the workplace. This process begins during the freshman year with a one-hour course on career options.

Workshops are held to provide student-athletes training in resume writing, interviewing skills and etiquette. Individual assistance with locating summer internships and job placement gives student-athletes a head start into their chosen careers.







# Arkansas Razorbacks: Athletes & Graduates




**Kattie Shepherd Allen**  
(BA, 1995)  
NCAA Woman of the Year  
for the State of Arkansas  
Currently working on her  
medical residency at  
the Mayo Clinic  
SEC 75th Anniversary  
Stories of Character Honoree



*"I am always proud of my degree from the University of Arkansas. I had the good fortune to go to on to UAMS in Little Rock to train in surgery after Fayetteville. When I left Little Rock to study at Cornell in New York, I was very pleased to find that my education and training at the University of Arkansas was equal to that of my colleagues from Ivy League schools. My time as a Razorback was my most life-shaping experience, and I have always been proud of how I was trained and what I learned at the University of Arkansas."*

**Jim Counce, M.D.** (BA, 1978)  
Member of 1978 Final Four Team  
Cardiothoracic Surgeon





**Mike Conley**  
(BA, 1985)

1992 Olympic Gold Medalist  
Former World Record Holder  
USAT&F Hall of Fame Member  
Former Executive Director  
Elite Athlete Programs  
for USA Track & Field  
Executive Director,  
World Sport Chicago,  
Organization leading the  
Chicago 2016 Olympic bid



Members of the Razorback  
Athletics Class of 2008  
celebrates graduation day  
on the steps of the Broyles  
Center.



**Caleb Miller** (BA, 1995)  
Three-year starter for Razorbacks  
Crip Hall and Harold Horton  
awards at Arkansas  
Third-round draft pick  
for the Cincinnati Bengals



*"The University of Arkansas isn't a huge university, but it has a huge reputation. My professors were concerned with my personal goals; concerned about how I wanted to develop as an individual. There is a great amount of one-on-one mentoring with the teachers. I think one of the greatest things about Arkansas is that you are an individual, a real person — not just an I.D. number — to the faculty and staff."*

**Tiffany Wright** (BA, 1998)

Tiffany Wright went from 1998 NCAA Women's Final Four to graduation to sideline reporter for ESPN's coverage of the WNBA within weeks. Today, she is the sports anchor at ABC affiliate, WSOC, in Charlotte, N.C.

## Who Else Graduates from the University of Arkansas?

Here's a short list of some of our numerous notable graduates:  
**Steve Atwater** (BSBA '88), Two-time Super Bowl participant with the Denver Broncos  
**Regina Blakely** (BA '81, JD '85), Former CBS News Reporter  
**George W. Haley** (LLB '52), U.S. Ambassador to Gambia, brother of author Alex Haley  
**Jerry Jones** (BA '65), Owner of the Dallas Cowboys  
**Ronald LeMay** (BSBA '72), CEO, Sprint  
**Robert Maurer** (BS '48), Inventor of fiber optic technology at Corning Glass  
**Rodney Slater** (BA '80), First African-American U.S. Secretary of Transportation  
**Pat Summerall** (BSE '53), Former CBS Sports and Fox Sports announcer  
**Don J. Tyson, Jr.** ('52), Founder, Tyson Foods  
**Jim C. Walton** (BSBA '71), President, Walton Enterprises  
**S. Rob Walton** (BSBA '66), Former Chairman of the Board, Wal-Mart Stores





# Arkansas Razorbacks in the Community

Being a part of the northwest Arkansas community is an important part of being a Razorback. The state of Arkansas provides tremendous support for every Razorback athletic team, therefore, it is only fitting the Razorbacks give back to the local community.

The University of Arkansas Athletic Department conducts several programs aimed at placing Razorbacks in the community, particularly as role models to our young people.

Coordinated through the Office of Student Life and the Razorback Marketing Office, two of the longest running programs with direct impact on the elementary schools of northwest Arkansas are the Book Hogs and Sweat Haws programs.


Book Hogs encourages reading in the elementary schools, with rewards for the top readers and top schools that include visits by Razorback athletes.

Sweat Haws impacts elementary students in the third through fifth grade by encouraging physical fitness activities in hopes of building good exercise habits early.

Through their individual teams, Razorback athletes also volunteer for projects ranging from Habitat for Humanity, local Boys and Girls Clubs, local Boy and Girl Scout troops, and visits to area and state children's hospitals. Individual athletes also volunteer for community projects like Razorbacks for Christmas.

A new initiative from the Arkansas Athletic Department for the 2008-09 academic year is the creation of a speaker's bureau for coaches and athletes to reach out to local schools at every level. The goal of Razorbacks Character Counts is to bring positive examples of the benefits of hard work, teamwork, and leadership that participation in athletics can provide.


UNIV. OF ARKANSAS



## Lift Up America

*Razorback athletes assist Lift Up America and its efforts to fight hunger. Former defensive tackle Charles Alexander and other football players help unload protein products donated by Tyson Foods for distribution to the Northwest Arkansas Food Bank's member agencies which benefited over 30 local groups.*

## 2008 SEC BRAD DAVIS COMMUNITY SERVICE AWARD KENT AUSTELL & EMILY PEACOCK



Each year, the Southeastern Conference recognizes the elite in community service through the Brad Davis Community Service Award. Each member institution nominates its top community volunteer from men's and women's teams. The 2008 University of Arkansas recipients of the \$2,000 scholarship award were track and field



standout Kent Austell and gymnastics all-arounder Emily Peacock.



*Razorbacks Robert Salinas (above) and Mychael Stewart (left) sign autographs at the end of year rally for the Book Hogs at Bud Walton Arena.*



*Razorbacks Hannah McLeod and Katie Hardman (left) and Maryori Franco (below) make visits to local elementary school to promote youth physical fitness through the Sweat Haws program.*







# Jeff Long

## Vice Chancellor for Intercollegiate Athletics and Director of Athletics

Joining the University of Arkansas in the fall of 2007, Jeff Long became the director of Razorback athletics on Jan. 1, 2008, after serving as an advisor to University Chancellor Dr. John A. White. During his initial months at Arkansas, Long completed the search for the Razorbacks' new football coach and blended the University's separate men's and women's athletics department into one even stronger program.

A veteran administrator with a track record of the highest commitment to the concept of "student-athlete," Long also holds the title of vice chancellor at the University of Arkansas which places him as a member of the University of Arkansas' Executive Committee, a group of senior staff that assists with the administration of the entire university at the direction of new

Chancellor Dr. G. David Gearhart. Most recently the director of athletics at the University of Pittsburgh, Long brings his vision for excellence in both the classroom and on the field of competition.

Putting his stamp on Razorback athletics through an innovative reorganization and streamlining of the administration, Long's vision for the University of Arkansas will become a model. Along with creating a new internal structure, Long has Arkansas on the path to not only maintain its place as one of the nation's top programs, but to elevate its status by enhancing the Razorback program to an even higher level of achievement.

By assembling an executive team committed to his guiding principles of integrity, win-

ning, community service and the promotion of a quality experience for each of the more than 450 Razorback student-athletes, Long has Arkansas on the path to not only remain one of the nation's top programs, but with aspirations to surpass its high level of achievement.

Long has more than two decades experience in athletic administration at the Division I level including University of Oklahoma, University of Michigan, Virginia Tech University and Eastern Kentucky Uni-



versity prior to his dual positions at the University of Arkansas. While known as an innovator in athletic department management, Long also understands the coach's perspective from time spent in coaching and administrative staff positions at Duke University, Rice University and North Carolina State University.

On the forefront of NCAA governance, Long served on the NCAA Management Council as one of the athletic administrators that oversaw the operations and regulation for Division I. His experience as an athletic director and administrator in America's most prestigious conferences – the Big XII, Big Ten, Big East, Atlantic Coast and now Southeastern Conference – has made his council highly sought on key issues regarding collegiate athletics. During his career, Long has served in five of the six Bowl Championship Series leagues.

Prior to Arkansas, Long redefined Pitt athletics, most notably through the "Quest for Excellence" campaign. Designed to enhance the student-athlete experience for Panther athletes through scholarship endowments and capital gifts for facility construction and renovation, the Quest resulted in almost \$34 million in just over two and a half years. In 2005, Long dedicated a new Olympic sports weight room at Fitzgerald Field House as well as training facilities for gymnastics and wrestling. When he departed Pittsburgh, Long had plans for new competition venues for baseball, softball, soccer and track and field, plus enhancements for the Pitt Band.

His commitment to building the Pitt athletics brand resulted in a new primary mark for the Panthers which returned the powerful "PITT" brand to the University of Pittsburgh. He established a partnership with adidas for



*Jeff Long sets the tone for Razorback Athletics' volunteer effort with Lift Up America and its efforts to fight hunger.*





**“We will provide opportunities for student-athletes to achieve their fullest potential academically, athletically, and socially, while competing successfully at the highest level.”**

*Arkansas Vice Chancellor and Director of Athletics Jeff Long*

uniforms and apparel for all 19 Pitt teams and an agreement with ISP Sports, one of the nation's leading college sports marketing firms, to elevate Pitt's profile from a local to national level. Through Long's leadership the department worked with its partners to begin a weekly television program, "Panthers Weekly," which highlighted all 19 sports on FSN Pittsburgh, a monthly magazine publication, "Panther Eyes," and raised the profile of radio broadcasts with Clear Channel for football, basketball, hockey, women's basketball and other programs.

Long's direction of the Panther program resulted not only in the mandatory recertification by the NCAA of Pitt athletics in 2005, but the citation of the University of Pittsburgh by the peer review team that he led a program that was a "model for others to follow." Among the student-athlete changes initiated by Long was the formulation of a new position for career and life skills coordinator, developed in concert with the University of Pittsburgh's Provost.

Long's four-year tenure added up to Pittsburgh becoming one of the nation's top programs, notably the Panthers' selection as the No. 17 overall program in the nation in the De-

cember 2006 *Sports Illustrated* on Campus' All-Sport Rankings.

As an athletic leader, Long was a key advocate for the Big East during the league's time of membership transition. Thanks in large part to Long's voice of leadership, the Big East maintained its position as a key member of the Bowl Championship System, and the Pitt Panthers earned the Big East's automatic berth in 2004 at the Tostitos Fiesta Bowl. Along with his tenure on the Executive Council, Long also served on the NCAA's Sports Wagering Task Force in 2004, and as a member of the Executive Committee of the Division I-A Athletic Directors' Association.

Before arriving at Pitt, Long was senior associate athletic director at Oklahoma for two and a half years. Managing the external affairs of the Sooners, he

was an innovator in his direction of the key image areas of marketing and promotions,

licensing, media relations, ticketing, radio and television rights and SoonerVision productions. In addition, Long was the primary administrator for the Sooners' highly successful football and men's basketball programs, along with sport supervision of baseball, wrestling and both golf teams.

Long's first appointment as a director of athletics was at Eastern Kentucky where he served for two and a half years. He made several revisions to the ECU athletic infrastructure and completed several facility projects. Long created the first modern corporate partner and sponsorship structure at ECU. Prior to Eastern, Long had a brief

*Jeff Long announcing the hiring of football coach Bobby Petrino, the first of three head coaching hires during his first year with Arkansas.*



*The Long Family: Stephanie, Jeff, Fanny and Christina.*

stay with Virginia Tech as an associate athletics director.

He began his lengthy career in college athletic administration at the University of Michigan, hired by legendary coach and athletics director, the late Bo Schembechler. During his seasons with the Wolverines, Long was promoted through a series of posts to the position of associate athletics director.

A former two-sport athlete at Ohio Wesleyan, Long earned seven varsity letters for the Bishops in football and baseball before completing his degree in economics in 1982. He started his post graduate career in athletics as a graduate assistant football coach at the cradle of coaches, Miami of Ohio. Long earned his master's in education at Miami in 1983, moving on to football staff positions at Rice, Duke and NC State prior to joining Michigan.

An Ohio native from Kettering, Long is married to the former Fanny Gellrich of Ann Arbor, Mich. The Longs have two daughters, Stephanie and Christina.



UNIV. OF ARKANSAS







# Senior Razorback Athletic Department Staff

## Bev Lewis

### Associate Vice Chancellor and Executive Associate Athletic Director

For almost two decades, Bev Lewis has been synonymous with the University of Arkansas, and begins her 28th season in a new role as an associate vice chancellor for the University and the executive associate athletic director of the unified Razorback Athletic Department.

The hallmark of her previous 19-year tenure as the Director of Women's Athletics was the overall excellence of her entire program. As a result of her strong emphasis on the classroom, Razorback female student-athletes received numerous academic honors including national academic All-American of the year, team academic national titles and the University's first two SEC/H. Boyd McWhorter Scholar-Athletes of the Year.

Her leadership was also a part of the success of the University's Campaign for the Twenty-First Century. Lewis directed Women's Athletics to over \$11.5 million in direct support for women's teams. During the campaign, Lewis received one of her greatest personal honors as Bob and Marilyn Bogle requested that Arkansas' \$6 million facility be named the Bev Lewis Center for Women's Athletics.

In 1998, she was voted into the University of Arkansas Hall of Honor by the University's letter-winners in recognition of her contributions both as a coach and an administrator.

Lewis served collegiate athletics at the highest level as an administrator, first with the NCAA Championship Cabinet and most recently on the NCAA Management Council.

Prior to assuming the duties of AD, Lewis was women's cross country and track coach. Her Arkansas coaching milestones included the first women's squad to achieve a national ranking and

the first conference championship team with the 1988 Southwest Conference Cross Country Championships.

Lewis earned her bachelor's degree from Central Michigan in 1979 and followed it with her master's from Purdue prior to her arrival at Arkansas in 1981.

Her husband, Harley, is the former athletic director at the University of Montana, former assistant director of championships with the NCAA, and development officer at Arkansas.



## Chris Wyrick

### Senior Associate Athletic Director for External Affairs

Chris Wyrick was named the senior associate athletic director for external affairs in the University of Arkansas' Department of Intercollegiate Athletics in May 2008.

Responsible for the external operations of the athletic department, Wyrick provides oversight for marketing and promotions, collegiate licensing program, media relations, multi-media partners and athletic department web site. He also works with the associate athletic director for finance and business in supervision of the Razorback Ticket Office.

Wyrick brings extensive experience in development and serves as the department's primary contact with the Razorback Foundation as well as assisting the athletic director with major gift fundraising.

A native of Greensboro, N.C., Wyrick joined Arkansas after two years at South Carolina where he was associate athletics director for development. With USC he helped manage a \$200 million capital campaign for athletics. He assisted in the reorganization of the Gamecock Club, resulting in an increase in revenue from \$13.8 million in fiscal 2006 to \$27.8 million in 2007.

Prior to USC, he spent six years at Vanderbilt as an administrator and a fundraiser overseeing marketing and the institution's relationship with ISP. Wyrick also managed the sports information and the ticket offices. He served as the Commodores' Executive Director of Development/National Commodore Club.

He was responsible for the major gifts aspect of athletics development, including raising funds for the Memorial Gym practice facility, the football practice facility, the baseball stadium, track and the outdoor tennis facility. In his six years, Vanderbilt raised

almost \$80 million for athletics. In his last seven months, Vanderbilt's endowment increased by almost \$15 million. In 2003, he was recognized as the National Fund Raiser of the Year for major Division I schools.

A 1992 graduate of North Carolina State with a degree in political science, Wyrick worked at NC State and Miami (Ohio) before going to Vanderbilt.

Wyrick and his wife Merrily have two daughters, Caroline (10) and Caitlin (8).



## Jon Fagg

### Senior Associate Athletic Director for Compliance and Student-Athlete Services

Overseeing all aspects of compliance and academics, Jon Fagg joined the University of Arkansas as a senior associate athletic director for compliance and student-athlete services in the summer of 2008. He serves as member of the senior management group for the Department of Intercollegiate Athletics.

Fagg's department supervision of NCAA and Southeastern Conference rules compliance and education is a new position for Arkansas. In addition to reporting directly to the vice chancellor and director of athletics, Fagg will have an informational reporting relationship on compliance issues with the University's Office of the General Counsel.

In addition to compliance, Fagg also supervises the student-athlete services department

which advises and offers support to more than 450 Razorback student-athletes.

Fagg joins the Razorback staff after spending the past seven years at North Carolina State University. Hired at North Carolina State in March 2001, he served four and half years as an assistant athletics director for compliance before being promoted to associate athletics director for compliance in the fall of 2005.

While with the Wolfpack, Fagg's responsibilities included coordinating all aspects of the NCAA compliance program, including rules education for intercollegiate staff and related university personnel, and advisement, education and interpretations regarding NCAA rules and regulations.

Prior to his tenure at North Carolina State, Fagg spent three years as the assistant athletics director for compliance at Fresno State University. He also served one year as director of compliance for the Big South Conference.

His first athletics administrative experience

came at Mars Hill College where he handled compliance duties as well as serving as an assistant coach for the football team for three seasons. His coaching experience also includes a stint as an assistant coach at Davidson from February 1992 to June 1993 and as a GA coach at his alma mater, the University of Arizona, from January 1991 to February 1992.

Fagg and his wife Amanda have three children: Jon Madison (10) and six-year-old twins, Reed and Ellie.





## Matt Trantham

### Senior Associate Athletic Director for Internal Operations

Matt Trantham returned to his native Arkansas in June 2008 to serve as the senior associate athletic director for internal operations for the University of Arkansas' Department of Intercollegiate Athletics. A product of Hot Springs, Ark., he joins the Razorbacks after spending nearly nine years at the University of Oklahoma.

Trantham oversees Razorback facilities, event management and equipment operations.

Prior to joining Arkansas, Trantham began his career with the Sooners in July 1999 as the promotions director for the athletic department where he worked with all 20 of OU's teams. He was named assistant athletic director for event management in 2004 and was promoted to associate athletic director in 2006.

## Tom Dorre

### Associate Athletic Director for Business and Finance

While Tom Dorre begins his seventh year as overseeing the financial affairs of Razorback Athletics, the University of Arkansas veteran begins his 41st year of service to the institution. Earning both of his degrees from Arkansas, Dorre began his career in the university administration rising through the ranks to associate vice chancellor for finance in 1987. He moved to athletics in August 2002. He and wife Connie have one daughter and a pair of grandchildren.



## Matt Shanklin

### Associate Athletic Director for Marketing and Licensing

Marketing the Razorbacks for his 19th season, Matt Shanklin oversees the department's promotional efforts, licensing program and serves as a sport administrator for baseball. Since 2001, he served as general manager of Sports Shows, Inc., and starting in 2008 will work with Arkansas' new sales partner, ISP. He joined Arkansas after working at East Carolina. He and his wife, the former Missy Emmerson, are the parents of three, Jordan, Barbara and Isabella.



## Marvin Caston

### Asst. Athletic Director for Student Life

Entering his fourth season with the athletic department, Caston oversees the new Student Life office. A four-year letterman (1966-99) as a fullback for the Razorbacks. Caston worked in the past in compliance at University of South Florida and at Arkansas. The Winnsboro, La., native is married to the former Tommi J. Williams. The Castons have a son and are expecting in January.



In his role as associate AD for event management, Trantham oversaw more than 500 events a year, coordinated the efforts of more than 1,500 event staff members and was responsible for activities within 13 athletic facilities. He also served as OU's liaison with all postseason events including both Big 12 and NCAA championship competitions.

In this capacity, Trantham served as tournament director for more than 25 postseason championship events including the 2006 NCAA Wrestling Championship, 2006 NCAA Baseball Regional Championship, and 2005 Big 12 Women's Gymnastics Championship.

During his tenure, he helped the Sooners to record-setting attendance figures while growing revenue and community recognition for the athletic department. Trantham managed the Premier Partners Program at OU and was responsible for \$1.2 million in annual revenues.

## Melissa Harwood-Rom

### Associate Athletic Director for Academic Support

Taking over as the lead coordinator for academic support for all 19 Razorback sports, Melissa Harwood-Rom brings 20 years of experience at Arkansas. Joining the university in 1989 after working with football and men's basketball at Washington State, she developed the former women's athletics department academic system before being named to oversee all teams in the summer of 2008. She and university professor Curt Rom have two children, Zoe and Clio.



## Tracey Stehlik

### Associate Athletic Director for Compliance

Starting her 25th year with the University of Arkansas, Tracey Stehlik serves as associate athletic director for compliance. She began her career as an assistant women's basketball coach, and was a part of the staff that won the only women's hoops conference championships at Arkansas. Stehlik worked in a variety of administrative roles since leaving the court including compliance and game management. She and husband Wayne have two daughters, Mollie and Maggie.



## Justin Maland

### Asst. Athletic Director for Facilities

Justin Maland begins his second year as an assistant athletic director for facilities and his eighth with the Razorback athletic department. The Harrison, Ark., native was a catcher at Hendrix College, and joined Arkansas through the baseball staff in 1999. He earned his master's in sports management from Arkansas in 2001. He is married to the former Sarah Parnell, and the Maland's are the parents of two children, Macy Jane and Jack.



Prior to joining the Sooners, Trantham spent five seasons in professional sports in Washington, D.C.

Trantham earned his bachelor's of science degree in business management from Centenary College in 1990 and a master's degree in sports management from the United States Sports Academy in 1998.

Trantham and wife Kristen are proud parents of two sons, William Matthew and Davis Michael.



## Chris Pohl

### Associate Athletic Director for Events

A former championships director for the NCAA, Chris Pohl begins her fifth season at the University of Arkansas. She joined Arkansas in 2004 to manage marketing and promotion for the women's sports after 11 years at the NCAA. Pohl will coordinate home events for the Razorbacks, taking lead on gymnastics and women's basketball among others. A 1981 graduate of Central Michigan and basketball letterwinner, she earned her master's in 1984 from Penn State.



## Kevin Trainor

### Associate Athletic Director for Media Relations and Communications

Starting his 14th season at Arkansas, Kevin Trainor is in his second year as associate athletic director and his ninth as the lead in the Razorback media relations office. He also serves as primary contact for Razorback football. A university graduate in journalism in 1994, he earned his masters at Arkansas in 2005. Trainor and his wife, the former Ruth Whitehead, are the parents of two daughters, Emma and Ellie.



## Dr. Bill Smith

### Asst. Athletic Director for New Media

Beginning his 20th year with the university, Dr. Bill Smith takes on new duties for 2008-09 overseeing internet operations for the athletic department and the launch of a new website for the combined department, ArkansasRazorbacks.com. Smith earned his doctorate at the university in 1999, and has been an adjunct instructor at both Arkansas in journalism and Northwest Arkansas Community College in history. He and his wife Libby have two children, Will and Ashley.







# The Razorback Foundation, Inc.

In the early seventies, Coach Frank Broyles, Coach Wilson Matthews, Athletic Director George Cole and a small group of statewide business leaders formed the Razorback Scholarship Fund. Their goal was to provide Razorback fans with an innovative way to support the athletic program and became important in providing the much-needed support for scholarships, facilities and programs to advance Razorback athletics within the then nationally prominent South-west Conference.

The times have changed and the Scholarship Fund changed with it, becoming Razorback Foundation, Inc., in 1988 and relocated off campus. The establishment of the Broyles-Matthews Scholarship, a new level of giving that provided even more benefits for the top donor classification. Harold Horton currently serves as the executive director of the Razorback Foundation, Inc.

The Foundation's played a vital role in for the Razorbacks' entry into the competitive Southeastern Conference,

and the expansion of Arkansas' athletic facilities into some of the best in the nation in every sport.

Since the completion of Bud Walton Arena, the Razorback Foundation, Inc. has helped provide financial aid for the construction of the Broyles Athletic Center (football and administrative offices), Charlie Baum Stadium at George Cole Field (baseball), John McDonnell Field (outdoor track and field), Willard and Pat Walker Pavilion (indoor practice for football), Randal Tyson Track Center (indoor track and field), Dills Indoor Tennis Center, the George M. Billingsley Tennis Center (outdoor tennis) and Donald W. Reynolds Razorback Stadium, the 72,000 seat "Home of the Razorbacks".

With the unification of Arkansas' two athletic departments in 2008, the Razorback Foundation, Inc., prepares for a new mission in support of all 19 varsity intercollegiate teams at the University of Arkansas and providing assistance to the more than 450 male and female student-athletes that proudly wear the Cardinal and White.



## Mission Statement


The stated mission of the Razorback Foundation, Inc. is to support the athletic endeavors of the University of Arkansas Razorbacks. The Foundation assists our student-athletes by providing for scholarships, facilities and various programs that enable them to realize their dreams of achieving a quality college education while participating in athletics on a nationally competitive level.

## Membership Levels

The opportunity to participate in the annual fund giving to the Razorback Foundation, Inc., has several levels, beginning at the \$50 Razorback level and continuing up to Broyles Matthews Scholarship Platinum. For more information about levels of giving and benefits, please visit the foundation's website at [RazorbackFoundation.com](http://RazorbackFoundation.com).



**Harold Horton**  
Executive Director



**Norm DeBriy**  
Associate Director



**Sean Rochelle**  
Associate Director



**Jackie Rollins**  
Chief Financial Officer



**Donita Ritchie**  
Administrative Assistant  
to Frank Broyles



## Frank Broyles Athletic Director Emeritus

With the start of 2008, the Razorback Foundation, Inc., welcomed a familiar face, a man with a high profile and a long track record in athletics -- legendary Arkansas athletic director Frank Broyles. The former national champion football coach and leader of Razorback men's athletics for almost 40 years, he closed out a 50-year career of service to the University and is now raising support for the University and the Razorback program.

A member of every significant college athletics hall of fame, Broyles was recently named to the NACDA Hall of Fame in 2008. His 19-season career as the Razorback head football coach included the 1964 National Championship, seven South-west Conference titles and a record of 144-58-5.




Jack Powers of the NIT and NACDA President Lee McElroy present Broyles with the 2007 NACDA/NIT Athletic Directors Award at the 2007 NACDA convention. Broyles was inducted into the NACDA Hall of Fame at the 2008 event.






# Famous Recent Razorbacks

Few Southeastern Conference schools can match the recent success of University of Arkansas' student-athletes. Only five SEC members had athletes chosen in the four 2008 major league drafts -- NFL, NBA, WNBA and MLB -- and only one -- Arkansas -- could add a rookie professional golfer debuting in third place at the Women's U.S. Open.



**FELIX JONES**  
First Round NFL  
Dallas Cowboys



**LAUREN ERVIN**  
Third Round WNBA  
Connecticut Sun



**SONNY WEEMS**  
Second Round NBA  
Chicago Bulls



**STACY LEWIS**  
Tied, Third Place  
Women's U.S. Open



**LOGAN FORSYTHE**  
First Round MLB  
San Diego Padres

Add in the 2008 Beijing Olympics and the University of Arkansas provides America's fastest athletes in the world from the sprints -- Tyson Gay and Wallace Spearmon -- to the distances -- Amy Yoder Begley and Deena Kastor.

## It's Not Just #5 & #25


In the past four years, the NFL has been Calling the Hogs in record numbers.

In 2008 alone, six Razorbacks, including two first round picks Darren McFadden (left, fourth overall pick by Oakland) and Felix Jones (above, 22nd overall by Dallas).

Over the past five years  
6 First Round  
19 Drafted Overall




**DARREN MCFADDEN**  
First Round NFL  
Oakland Raiders



**TYSON GAY**  
2007 World Champion  
100 Meter Dash

## Beijing Bound

Tyson Gay (100), Wallace Spearmon, Jr. (200), Veronica Campbell-Brown (200), Nicole Teter (800), Christin Wurth-Thomas (1,500), Amy Yoder Begley (10,000), Deena Kastor (Marathon) and April Steiner Bennett (pole vault)



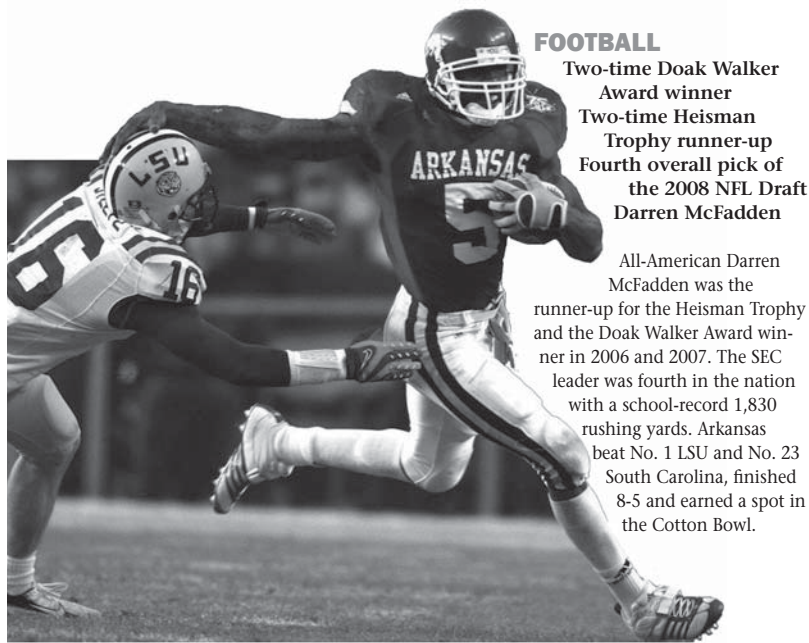
**DEENA KASTOR**  
American Record  
Women's Marathon





# Razorback Athletics: Home of Champions

Balance is the measure of great athletics departments, and once again the University of Arkansas ranked in the top 25 in the NACDA Director's Cup. Thanks to NCAA performances in almost every sport, the Razorbacks ranked 24th in 2007-08. With 19 varsity sports, Arkansas scored its high finish in spite of the fact all but one of the universities ahead of the Razorbacks had 20 or more teams. Athletic Director Jeff Long's vision is for each Razorback team to achieve at the highest level, both on and off the field of competition.



## FOOTBALL

**Two-time Doak Walker Award winner**  
**Two-time Heisman Trophy runner-up**  
**Fourth overall pick of the 2008 NFL Draft**  
**Darren McFadden**

All-American Darren McFadden was the runner-up for the Heisman Trophy and the Doak Walker Award winner in 2006 and 2007. The SEC leader was fourth in the nation with a school-record 1,830 rushing yards. Arkansas beat No. 1 LSU and No. 23 South Carolina, finished 8-5 and earned a spot in the Cotton Bowl.

## WOMEN'S GOLF

**2005 & 2008 SEC Champion**  
**2007 NCAA Champion**  
**Stacy Lewis**



The 2008 women's golf team finished eighth at the NCAA Championship -- an all-time program high -- with four-time All-American and two-time Academic All-American Stacy Lewis leading the way.

## MEN'S GOLF

**PING All-America Honorable Mention**  
**Andrew Landry**

Razorback golf advanced to the NCAA Central Regional with eight top-five finishes, including the team title at the Border Olympics. Junior Andrew Landry earned All-America and All-SEC honors for the second consecutive season, while Sam Chavez was named to the conference all-freshman team.



## MEN'S CROSS COUNTRY & TRACK

**2008 NCAA Indoor Champion**  
**Nkosinza Balumbu**


At the 2008 SEC Outdoors, Arkansas won its 84th conference title in cross country and track and field. In the fall, the Razorbacks won their 34th-consecutive conference cross country title. Arkansas athletes earned 11 All-America honors, won seven individual SEC titles and one NCAA individual title



## GYMNASTICS

**NCAA All-American Michelle Stout**

10th-ranked Arkansas wrapped up its sixth year of competition with a record-setting season in which the team finished a program-best 10th at the NCAA Championship in Athens, Ga. Arkansas had its first two All-Americans and its first gymnast in the finals.



## WOMEN'S CROSS COUNTRY & TRACK


**2007 SEC Champions**  
 Capturing the 2007 title, Arkansas has won more SEC cross country championships than any league member. The Razorbacks earned four All-America honors on the track, including Katie Stripling's third-place finish in the NCAA Outdoor pole vault.



## WOMEN'S TENNIS

**NCAA All-American & ITA No. 1 Ranked Player**  
**2008 ITA Indoor Singles National Champion**  
**Aurelija Miseviciute**

Winning the SEC Western Division title for the first time, Arkansas closed 2008 with the best team performance in school history, a quarterfinal finish at the NAAs. Aurelija Miseviciute had the greatest season of singles tennis at Arkansas, an all-gender record 52 singles wins.






**BASEBALL**

**First-team All-SEC Third Baseman  
First-round MLB draft pick**

**Logan Forsythe**

The Razorbacks made their 21st appearance at a NCAA Regional and ended their season with a 34-24 record.

Razorback highlights included a sweep of #13 South Carolina. Along with Logan Forsythe earning All-SEC, Aaron Murphree took home multiple National Hitter of the Week awards.

**WOMEN'S BASKETBALL**

**WBCA Robin Roberts Award & AP All-Southeastern Conference -- Brittney Vaughn**

Arkansas set a school record with 15 straight wins to open the 2007-08 season, the first for head coach Tom Cullen at Arkansas. Senior Lauren Ervin was drafted by the WNBA and team captain Brittney Vaughn signed as a free agent.

**SWIMMING**


**NCAA All-American  
Academic All-American  
Stephanie Carr**

A return to the national championship rankings for the 2008 Arkansas swim team as the Razorbacks had their best score at the NCAAAs since 2004, the most participants at the NCAA Championships since 2003, and its first swim All-Americans in five seasons.

**MEN'S TENNIS**

**ITA Central Region Arthur Ashe Award Blake Strode**

Arkansas showed improvement behind one of the region's top singles players, Blake Strode. Strode was named the ITA Central Region's Arthur Ashe Award winner and the SEC Co-Scholar Athlete of the Year.

**VOLLEYBALL**

**All-Region & All-SEC Jessica Dorrell**

Jessica Dorrell became the 12th player in Arkansas volleyball history to reach the 1,000-kill plateau while fellow senior Ashley Miller finished her career as the Arkansas and Southeastern Conference record-holder for digs with 2,126 in four seasons.

**SOCCER**

**SEC Scholar-Athlete of the Year Allison Harris**

A mix of freshmen and upperclassmen had Arkansas on its way to another successful season, but injuries hurt the Razorbacks down the stretch. Two players earned All-SEC honors with Allison Harris also taking Scholar-Athlete of the Year accolades.

**SOFTBALL**

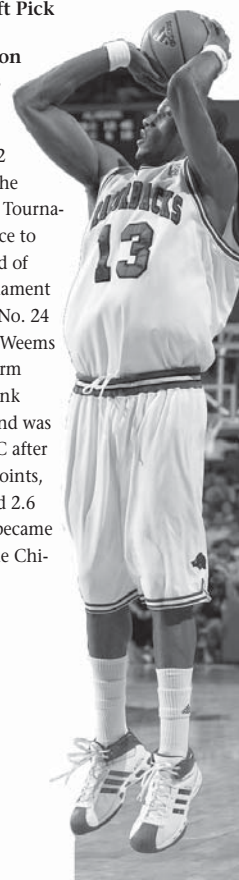
**All-Region Pitcher Miranda Dixon**

A giant-killer all season, Arkansas went into extra innings in the NCAA Regionals before bowing out in a 37-29 season. Arkansas upset three top 25 programs during the regular season and broke 30 season records.

**MEN'S BASKETBALL**

**2008 NBA Draft Pick  
College Slam  
Dunk Champion  
Sonny Weems**

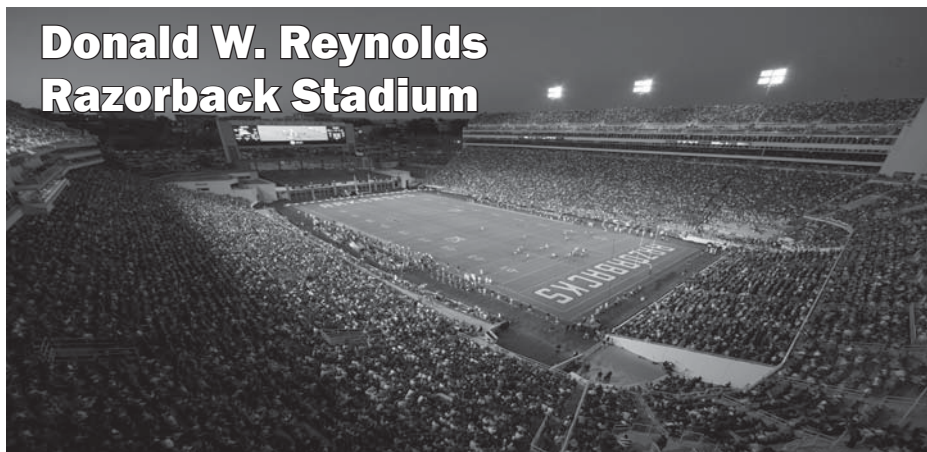
The Razorbacks turned in a 23-12 record to reach the finals of the SEC Tournament and advance to the second round of the NCAA Tournament with a win over No. 24 Indiana. Sonny Weems won the State Farm College Slam Dunk championship and was first-team All-SEC after averaging 15.0 points, 4.5 rebounds and 2.6 assists. He also became a draft pick of the Chicago Bulls.







## Donald W. Reynolds Razorback Stadium



Capacity: 72,000 (additional overflow to 78,000)

Recent Renovation: 2001

Considered one of America's finest on-campus facilities, Razorback Stadium (\$1,000) became Donald W. Reynolds Razorback Stadium in 2001 after a \$110 million expansion.

Unique Features: History of Razorback football on display through Championship Alley, All-American Alley and Bowl Alley in the three major concourses

One of the largest sports venue video boards in the world, a 30x107-foot LED screen, in the north end zone

Not one, but two, premium seating areas, along with 132 sky boxes

Food court in the south concourse in addition to traditional concession stands

Capacity: 19,200

The fifth-largest on-campus hoops facility in the nation

Recent Renovation: 2008

Inaugural Season: 1993-94

First National Championship: 1994 Men's Championship

Host: 1995 Women's Mideast Regional

Home of coaches' offices for men's and women's basketball

Strength and conditioning facilities for basketball teams

Training room facilities for both basketball squads

Houses the Hog Heaven store where fans can purchase


officially licensed UA merchandise year-round

The Tommy Boyer Hall of Champions which highlights

Razorback traditions for men's and women's basketball,

the men's track history, including the largest on-campus collection of NCAA national championship trophies, and

other sports



## Bud Walton Arena

Capacity: 10,731


Inaugural Season: 1994-95

Recent Expansion: 2007-08

Named the nation's second-best collegiate baseball facility in a 2003 survey by *Baseball America* after ranking No. 1 in the previous 1998 survey.

The best only gets better with a 2003 addition of 2,600 seats, the 2004 upgrade to natural grass and a state-of-the-art 76x51-foot scoreboard.

Continuing demand for seats and amenities led to the 2007 expansion which took seating to over 10,000, increased the luxury box count to 34 and tripled the size of the left field Hog Pen and picnic area to 40 tables and grills.



## Baum Stadium

Capacity: 1,346

Inaugural Season: 2008-09

The new home of Arkansas softball, Bogle Park joins the roster of state-of-the-art competition facilities for the Razorbacks

All chairback seating for primary seating

Outfield berm seating plus picnic area

Six skyboxes and a full press box built to be NCAA Regional ready

Graphic scoreboard for fans and players

Full clubhouse and training facilities for team

Adjacent indoor training facility with batting cages and full infield




## Bogle Park





## Randal Tyson Track Center




Year-round dedicated cross country training and competition facility  
Home of the annual Chile Pepper Cross Country Festival,  
one of the nation's largest cross country running events  
Host of 2006 SEC Championship & 2007 NCAA South Central Regional

Opened: 2004

Named for Randal Tyson in recognition of the lead gift of the Tyson Family for the construction of the \$7 million facility  
Considered one of the fastest indoor racing surfaces in the world  
Host of NCAA Indoor Track & Field Championship the first year it opened and every year since (2000 to 2008)  
Host of 2000, 2002, 2005 and 2007 SEC Indoor Championships.  
Host of USATF national and international caliber events

## Agri Park Cross-Country



## John McDonnell Field



Named for legendary track coach John McDonnell in 1998  
Previous facility razed and complete new construction in 2006  
With seating for 7,000 and video scoreboard,  
one of America's finest collegiate venues  
Host of 2008 NCAA Mid-east Outdoor Track & Field Regional  
Host of the 2009 NCAA Outdoor Track & Field Championship

Opened: 2004

Location: Blessings

Gift of Fred W. and Mary B. Smith created a state-of-the-art training and locker room facility for the Razorback golf programs.

Offices for both men's and women's golf coaches

Six indoor-outdoor practice bays

Full indoor video swing analysis station

Dedicated putting and short game workout areas


Located at the 7,500-yard, par-72 Blessings, a Robert

Trent Jones, Jr., designed course in neighboring Johnson, Ark., just minutes from campus



## Fred & Mary Smith Golf Facility

## Barnhill Arena Gymnastics



Capacity: 8,500

Inaugural Season for Volleyball: 1994

Inaugural Season for Gymnastics: 2003

Recent Renovations: 2003

The largest volleyball-gymnastics venue in America

Converted from the home of Arkansas basketball in 1994


Host of the 2006 & 2009 NCAA South Central Gymnastics Regional

Host of numerous NCAA first and second round volleyball contests

Home of offices for volleyball staff and training room for volleyball

Home of the Women's Sports Museum covering the history of all women's teams at Arkansas

## Barnhill Arena Volleyball







## Arkansas Natatorium

Capacity: 1,500  
Inaugural Season: 1992      Renovation: 2001  
Host of the inaugural SEC Soccer Championship in 1993  
New stadium with press box, sky box, reserved chairbacks and permanent seating for 1,500 completed in 2001  
First televised SEC soccer match in 1995  
Pitch considered one of the finest in the SEC or region  
Television caliber lighting with booths for television and radio broadcasts  
Field house for team locker room and training room facility  
Protected team bench areas added in 1999

Capacity: 1,500  
Inaugural Season: 1985  
Renovations: 1996, 2003, 2007  
Host of 1986 NCAA Championships  
Host of 1985 International Diving Classic  
Host of SEC Championships 1993 and 2004  
Four-time host of NCAA Zone Diving Championships  
Full diving area with 5 meter and 10 meter platforms and dual boards for 1 meters and 3 meters  
Ability to host long and short course events with full eight-lane 50-meter pool  
Houses dressing room facilities for women's swim team  
Complete pool renovation in 2003  
New scoreboard system installed in 2007



## Razorback Field



## Billingsley Tennis Center

Capacity: 1,500  
Former Varsity Courts renovated into Billingsley Tennis Center in 2008  
Host for 2008 SEC Men's and 2009 SEC Women's Championships  
Skybox view for both indoor and outdoor courts  
New locker room and coaches offices for men's and women's tennis  
Elevated stadium seating for new 10-court outdoor along with scoreboard for main courts

Capacity: 1,000  
Renovated from shared indoor track and tennis into dedicated tennis facility through gift of the Dills family  
Host opening round of 2009 ITA Indoor Team Championship  
Converted to full six courts in 2001  
Only six-court indoor facility in Southeastern Conference  
Chairback permanent seating added in 2004



## Dills Indoor Courts




## Broyles Athletic Center

**Home of the Razorback football team**  
Locker room, equipment room and training room for football  
Player lounge area  
Coach and support staff offices for football  
Video editing and production suites  
Meeting rooms for positions along with a team meeting room with stadium theater seating  
Dedicated team game-day indoor turf area  
Jerry Jones - Jim Lindsey Hall of Champions salutes the proud history of Razorback football through interactive displays  
Athletic administration offices





# Where Champions are Made



**Willard and Pat Walker Pavilion**

Opened: 1998  
Resurfaced: 2002

Made possible by the gift of Willard and Pat Walker  
76,000 square feet of usable space


Full size football field, including end zones and sideline area

With a height of 52 feet, football can work on all aspects of its game

Located with the primary Razorback weight room, adjacent to Razorback outdoor football fields

Camden and Sue Greene Speed Development Center features sprint and sand lanes

Opened: Jan. 18, 2005  
Headquarters for the Razorback Strength and Conditioning program  
38,000 square foot facility  
110 yards long overlooking the Razorback indoor and outdoor football practice fields  
19,000 sq. ft. weight room  
19,000 sq. ft. conditioning area  
Nutritional area with juice bar and protein machines  
13 42-inch flat-screen televisions for viewing and adjusting techniques  
On-site athletic training room



**Walker Family Training Center**



**Sutton Strength and Conditioning Center**

Opened: April 2004  
7,000 square foot strength and conditioning area located within the Bev Lewis Center  
Dedicated to physical training needs for female student-athletes  
All equipment sized and selected for women's sports  
Olympic weights, plyometric training, aerobic equipment and selectorized weight machines under one room  
Training home for Arkansas' 11 women's teams







## Why Razorbacks?

Arkansas' athletic teams have not always been called the Razorbacks. During the early years of its athletic history, the Cardinal served as the University nickname.

A lot of things changed in 1909, however, when Arkansas football coach Hugo Bezdek called his players "a wild band of Razorback hogs," after guiding his team to a 16-0 victory over Louisiana State on October 30, 1909.

Alluding to the Razorback, characterized by a ridge back and tenacious, wild fighting ability, Bezdek never forgot this idea and often called his team "a fighting band of Razorbacks." This new nickname became increasingly popular and the student body voted to change the official University mascot from the Cardinal to the Razorbacks in 1910.

In the 1920s, "Woogo, Pig, Soogie" was added as the school yell, referred to more commonly as the "Hog Call."

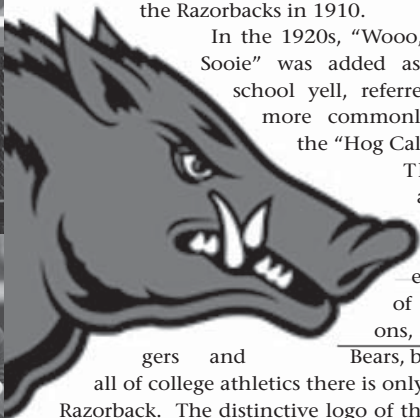
There are

dozens of Lions, Tigers and

Bears, but in

all of college athletics there is only one

Razorback. The distinctive logo of the Arkansas teams is officially known as the Profile Hog, but is known to many fans as the Helmet Hog -- a fixture of the football team's helmet for almost half a century.



**There are plenty of powerful mascots in college athletics, but none as unique as the Razorback. Not many school mascots have escaped from their homes, not once, but twice, to ravage the local country side. By their nature, the Razorbacks are hard to contain.**

## A Mascot Like No Other

The wild hogs known as razorbacks native to the Arkansas wilderness bear no resemblance to the typical barnyard pig of today. The untamed razorback hog was a lean, feral animal that was ill-tempered. It fought and defeated anything that crossed its path, man or beast. Turn of the 20th century outdoor magazines lauded the razorback as "the most intelligent of all the hogs and is likewise the most courageous. . . . He has a clear, farseeing eye."

This was the mighty animal that inspired Hugo Bezdek to proclaim his team had fought "like a wild band of razorback hogs" against LSU in 1909.

Except for rare sightings in the Australian Outback, the Razorback only exists today in the form of Arkansas' players and fans. A Russian boar, which closely resembles the wild hog of Bezdek's day, currently serves as the official live mascot. He resides near campus, and attends all Arkansas home football games.

Today, the role of live mascot for the Razorbacks is fulfilled by Tusk II, the second-generation Russian boar. Cared for by the Stokes family of Russellville, Tusk travels to home events and special appearances for the Razorbacks. A legacy program is underway to insure future Tusks. Razorback fans who wish to contribute to the support of the live mascot can make donations to the Tusk Fund, care of the Razorback Foundation, Inc.

The tradition of a live mascot prior to Tusk dates back to the 1960s with a series of hogs that have proudly represented Arkansas.

**"To sit in the stands now, I still get chill bumps every time."**

*1989 All-American offensive tackle Jim Mabry on what it means to a Razorback to run through the "A"*



## Running Through The "A"

For Razorback football players, there is nothing to compare with entering the stadium for a home Arkansas game. The emotion of running through the "A" stays with a player for life.

Lloyd Phillips won the Outland Trophy more than three decades ago. The veteran of the 1964 national championship team, Phillips remembers it like it was yesterday.

"The butterflies are flowing and you are [running], but it doesn't feel like your feet are even touching the ground," the 1966 Outland winner recalls.

Two-time Doak Walker Award winner and two-time Heisman runner-up Darren McFadden agrees.

"It is hard to describe the feeling you get as a Razorback player right before you take the field for a game," McFadden said. "You can hear more than 70 thousand fans calling the Hogs and can feel the excitement building. I will always remember that special feeling of running through the 'A'."

The Razorback Marching Band sets the stage by forming a huge "A" as they march the length of the field playing Arkansas Fight. When they finish, the "A" stretches from the Razorback locker room to mid-field. To the roar of the crowd and the band blasting out Arkansas Fight, the current Razorbacks run onto the field through the "A," connecting them to generations of previous men in the Cardinal and White.


"Just to be able to run through that 'A' and hear the fans cheer for you is unbelievable," 1989 All-American offensive tackle Jim Mabry said. "To sit in the stands now, I still get chill bumps every time the band starts playing and I see the guys running out."



In addition to appearances at games, they have gained a reputation for fierce behavior.

Big Red III escaped from an exhibit near Eureka Springs in the summer of 1977 and ravaged the countryside before being gunned down by an irate farmer. Another live mascot, Ragnar, was a wild hog captured in south Arkansas by Leola farmer Bill Robinson. Before Ragnar's spree was done, the mighty animal had killed a coyote, a 450-pound domestic pig and seven rattlesnakes. Ragnar died in 1978 of unknown causes.





## A Proper Hog Call

A chant of "Woo Pig Sooie" is known worldwide as a Hog Call. Just like any good tradition, there are lots of versions of the Hog Call (even spellings).

A properly executed Hog Call is composed of three "calls," slowly raising one's arms from the knees to above the head during the "Woo." Traditionalists prescribe an eight second "Woo." The fingers should be wiggled and the "Woo" should build in volume and pitch as the arms rise.

Upon completion of the "Woo," both arms are brought straight down with fists clinched as if executing a chin-up while yelling, "Pig". The right arm is extended up and out with the "Sooie."

A full Hog Call -- the kind one will always hear victorious Razorback teams execute after contests -- requires two more Hog Calls, followed immediately by a "Razor-Backs" yell, coordinated with a pumping motion of the right arm after the third "Sooie." So, in order, the full Hog Call is:

**Woooooooo. Pig. Sooie!**  
**Woooooooo. Pig. Sooie!**  
**Woooooooo. Pig. Sooie!**  
**Razorbacks!**



## The Hog Hat

It is true; no Razorback fan's closet is complete without an official Hog Hat. The original style was a hard plastic hat with a long snout, rough razorback ridges across the top and wickedly sharp, pointed curly-cue tail. The modern versions are often sculpted from softer material. Regardless, the Hog Hat is undoubtedly the most recognized piece of fan apparel in college athletics. Just ask ESPN GameDay's Kirk Herbstreit as he dons the traditional Hog Hat.



## Arkansas Fight

One of the first tasks of a new Razorback is learning to sing the University of Arkansas fight song. Arkansas Fight was written in the late 1920s. It is a unique tune, fitting of the only college in America with a Razorback mascot. Several other colleges have adapted the tune, but the lyrics remain unique to Arkansas.

Hit that line! Hit that line!  
 Keep on going!  
 Take that ball right  
 down the field!  
 Give a cheer. Rah! Rah!  
 Never fear. Rah! Rah!  
 Arkansas will never yield!  
 On your toes, Razorbacks,  
 to the finish,  
 Carry on with all your might!  
 For it's A-A-A-R-K-A-N-S-A-S  
 for Arkansas!  
 Fight! Fight! Fi-i-i-ght!



## Razorback Spirit Squads

Along with being a Razorback, serving as a Razorback cheerleader has a long tradition at the University of Arkansas. Currently, the Razorbacks have two squads, a Red and White, that inspire the crowds at all home sporting events.

Arkansas also has a dance team, the Razorback Pom Squad, which performs at halftime of many events. Members of the Pom Squad also serve at baseball games as RBI Girls.

Arkansas has a team of uniformed mascots, led by the original Big Red, the Fighting Razorback. Sue E. joined the family along with kid-sized Pork Chop in the late 1990s. Boss Hog is a 9-foot-tall inflatable mascot that rounds out the team.

Jean Nail serves as the coordinator for cheerleaders and mascots. For more information on the cheer squads and tryouts, go to the Spirit Squad section of [ArkansasRazorbacks.com](http://ArkansasRazorbacks.com).



## The UA Alma Mater

Brodie Payne and Henry Tovey wrote the University of Arkansas Alma Mater in the early 1900s. They were inspired by the Ozark Mountain sunrise as it illuminated Old Main. Pure as the dawn on the brow of thy beauty, Watches thy Soul

from the mountains of God.  
 Over the fates of thy children departed,  
 Far from the land  
 where their footsteps have trod.  
 Beacon of hope in the ways dreary lighted,  
 Pride of our hearts that are loyal and true.  
 From those who adore unto one who  
 adores us,  
 Mother of Mothers, we sing unto you.







*Fayetteville's famous Dickson Street is much more than a college hangout, adding upscale condominiums and specialty retail to its long-standing reputation as the center of entertainment and dining. From hosting major national events like Bikes, Blues and BBQ or serving as the final resting place for the goal posts after Razorback football upsets, one thing remains constant -- Dickson is the heart of what's happening.*

# Fayetteville

From Robert Redford to James Earl Jones, the University of Arkansas hosted numerous famous speakers in recent years. Ranging from political satirist Al Franken to former Israeli prime minister Ehud Barak to CNN's Anderson Cooper, we've also had one of our more famous former law professors speak several times, President Bill Clinton.



*One of America's largest motorcycle events, Bikes, Blues and BBQ adds another weekend of fall excitement.*



## Fayetteville: Top 10 Town

The largest city of the Northwest Arkansas region, Fayetteville was recently named the No. 7 on Kiplinger's list of the Top 10 Best Cities in America. Fayetteville is just a short drive away from several of the area's finest attractions. Fayetteville is a short drive from Beaver Lake with more than 500 miles of shoreline for water sports and the Boston Mountains for camping, caving or hiking.

And if it's big-city excitement you want, Dallas is just six hours away, with Kansas City a three-hour drive, Oklahoma City just 3 1/2 hours, Memphis five hours and St. Louis six hours.

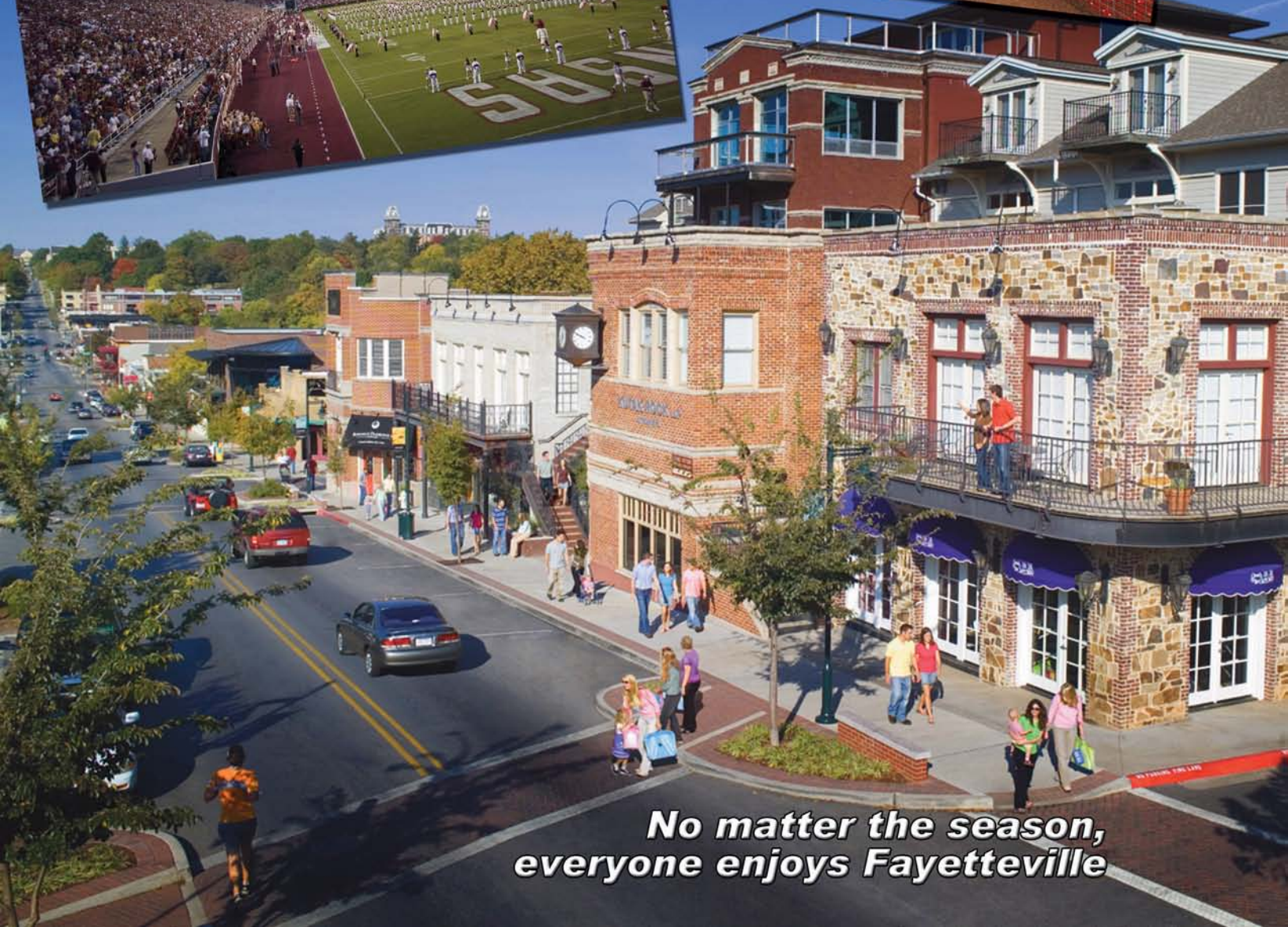
By air, Fayetteville is literally one stop to the world. Northwest Arkansas Regional (XNA) is non-stop to America's four largest cities plus another major 15 cities.



*The concerts in Fayetteville included sold-out performances by Foo Fighters (left) and John Mayer (above) and, an energetic packed house for The Roots (below) at Barnhill Arena. Special events bring artists ranging from B.B. King (left) to Keith Urban and Carrie Underwood at Reynolds Razorback Stadium.*







***No matter the season,  
everyone enjoys Fayetteville***





## 2009 ARKANSAS BASEBALL SCHEDULE

DATE	OPPONENT	SITE	TIME	DATE	OPPONENT	SITE	TIME
Feb. 20	Washington St.	FAYETTEVILLE	3:05 p.m.	April 5	South Carolina *	Columbia, S.C.	12:30 p.m.
Feb. 21	Washington St.	FAYETTEVILLE	1:05 p.m.	April 7	Arizona St.	FAYETTEVILLE	6:35 p.m.
Feb. 22	Washington St.	FAYETTEVILLE	1:05 p.m.	April 8	Arizona St.	FAYETTEVILLE	6:35 p.m.
Feb. 24	Kansas	FAYETTEVILLE	3:05 p.m.	April 10	Vanderbilt *	FAYETTEVILLE	6:35 p.m.
Feb. 25	Kansas	FAYETTEVILLE	3:05 p.m.	April 11	Vanderbilt * (FSN)	FAYETTEVILLE	3:05 p.m.
Feb. 27	Western Illinois	FAYETTEVILLE	3:05 p.m.	April 12	Vanderbilt *	FAYETTEVILLE	1:05 p.m.
Feb. 28	Western Illinois	FAYETTEVILLE	1:05 p.m.	April 14	La.-Monroe	FAYETTEVILLE	6:35 p.m.
March 1	Western Illinois	FAYETTEVILLE	1:05 p.m.	April 15	La.-Monroe	FAYETTEVILLE	3:05 p.m.
March 3	Valparaiso	FAYETTEVILLE	3:05 p.m.	April 17	Georgia * (CST)	Athens, Ga.	6 p.m.
March 4	Valparaiso	FAYETTEVILLE	3:05 p.m.	April 18	Georgia * (FSN)	Athens, Ga.	Noon
March 6	California	FAYETTEVILLE	6:35 p.m.	April 19	Georgia * (CST)	Athens, Ga.	1 p.m.
March 7	California	FAYETTEVILLE	2:05 p.m.	April 21	Oral Roberts	Tulsa, Okla.	6:35 p.m.
March 8	California	FAYETTEVILLE	1:05 p.m.	April 24	Tennessee *	Knoxville, Tenn.	6 p.m.
March 10	Centenary	Shreveport, La.	6 p.m.	April 25	Tennessee *	Knoxville, Tenn.	3 p.m.
March 11	Centenary	Shreveport, La.	3 p.m.	April 26	Tennessee *	Knoxville, Tenn.	Noon
March 13	Florida *	FAYETTEVILLE	6:35 p.m.	April 28	Oklahoma	FAYETTEVILLE	6:35 p.m.
March 14	Florida *	FAYETTEVILLE	2:05 p.m.	May 1	LSU * (CST)	FAYETTEVILLE	6:35 p.m.
March 15	Florida *	FAYETTEVILLE	1:05 p.m.	May 1	LSU *	FAYETTEVILLE	2:05 p.m.
March 17	Nebraska (CST)	FAYETTEVILLE	6:35 p.m.	May 1	LSU * (CST)	FAYETTEVILLE	1:05 p.m.
March 18	Nebraska	FAYETTEVILLE	3:05 p.m.	May 1	Alabama *	Tuscaloosa, Ala.	6:30 p.m.
March 20	Auburn *	Auburn, Ala.	6 p.m.	May 1	Alabama *	Tuscaloosa, Ala.	4 p.m.
March 21	Auburn *	Auburn, Ala.	3 p.m.	May 1	Alabama *	Tuscaloosa, Ala.	2 p.m.
March 22	Auburn *	Auburn, Ala.	1 p.m.	May 1	Oral Roberts	FAYETTEVILLE	6:35 p.m.
March 24	Missouri St.	FAYETTEVILLE	6:35 p.m.	May 1	Ole Miss *	FAYETTEVILLE	6:35 p.m.
March 27	Mississippi St. *	FAYETTEVILLE	6:35 p.m.	May 1	Ole Miss *	FAYETTEVILLE	6:35 p.m.
March 28	Mississippi St. *	FAYETTEVILLE	2:05 p.m.	May 1	Ole Miss *	FAYETTEVILLE	2:05 p.m.
March 29	Mississippi St. *	FAYETTEVILLE	1:05 p.m.	May 20-24	SEC Tournament	Hoover, Ala.	TBA
March 31	Missouri St.	Springfield, Mo.	6:30 p.m.	M 29-J 1	NCAA Regionals	TBA	TBA
April 3	South Carolina *	Columbia, S.C.	6 p.m.	June 5-8	NCAA Super Regionals	TBA	TBA
April 4	South Carolina *	Columbia, S.C.	3 p.m.	June 12-22	College World Series	Omaha, Neb.	TBA

Home games in BOLD & White | all times Central | \* - Southeastern Conference Games | FSN (Fox Sports Net) | CST (Cox Sports)