

MIKE BOISINGER

BRETT EISNER



ARKANSAS

2010 RAZORBACK BASEBALL



DREW SMYLY



ANDY WILKINS



ZACK COX



2010 MEDIA GUIDE

THIS IS

BAUM STADIUM

11,014 FANS

No. 1 vs. No. 1 with Arizona State on April 8, 2009

The largest non-conference attendance in school history



ARKANSAS

2010 RAZORBACK BASEBALL



ARKANSAS BASEBALL	1-14
Razorback Tradition.....	2-3
Arkansas Game Day.....	4-5
Major League Razorbacks	6
Strength Training.....	7
Travel.....	8
Razorbacks in the Community	9
2010 Outlook	10-11
2010 Roster.....	12-13
2010 Schedule	14
2010 RAZORBACKS	15-66
Head Coach Dave Van Horn	16-19
Asst. Coach Todd Butler.....	20-21
Asst. Coach Dave Jörn.....	22-23
Baseball Support Staff.....	24-25
Diamond Dolls.....	26
RBI Girls.....	27
Bo Bigham.....	28-29
Mike Bolsinger.....	30-31
Tim Carver.....	32-33
Zack Cox.....	34-35
Brett Eibner.....	36-37
TJ Forrest.....	38-39
Collin Kuhn.....	40-41
James McCann.....	42-43
Jarrod McKinney.....	44-45
Sam Murphy.....	46-47
Travis Sample.....	48-49
Drew Smyly.....	50-51
Andy Wilkins.....	52-53
Geoffrey Davenport.....	54
Thomas Hauskey.....	55
Jeremy Heatley.....	56
Scott Limbocker.....	57

Christian Kowalchuk.....	58
Kendall Wehrle.....	59
Newcomers	60-65
FACILITIES	67-74
Baum Stadium	68-73
George Cole Field.....	74

2009 REVIEW	75-90
Season Review.....	76-77
Overall Statistics.....	78
SEC Statistics.....	79
Results.....	80
Starting Lineups (Batting Order).....	81
Starting Lineups (Defense).....	82
Game-by-Game Hitting.....	83
Game-by-Game Pitching.....	84
Honors.....	85
Razorbacks in Summer Ball.....	86-87
The Southeastern Conference.....	88
SEC Team Statistics.....	89

HISTORY & RECORDS	91-138
Arkansas Baseball History	92-93
1979 College World Series.....	94
1895 College World Series.....	95
1987 College World Series.....	96
1989 College World Series.....	97
2004 College World Series.....	98
2009 College World Series.....	99
NCAA Postseason History.....	100
Conference Tournament History.....	101
All-Americans.....	102
All-Conference	103

MLB Draft Picks	104-105
Razorbacks in Major League Baseball.....	106
All-Time Lettermen.....	107-110
Team Records.....	111-114
Individual Records.....	115-116
Career Batting Records.....	117
Season Batting Records.....	118
Career Pitching Records.....	119
Season Pitching Records.....	120
Year-by-Year Statistics.....	121-122
Season Leaders.....	123-125
Year-by-Year Results.....	126
All-Time Results.....	127-138

2010 OPPONENTS	139-150
Opponents.....	140-147
Media Information.....	148-149
Razorback Radio Network.....	150

HOME OF THE RAZORBACKS	151-176
The University of Arkansas.....	152-155
University Administration.....	156
Academic Support.....	157-159
Razorbacks in the Community.....	160
Student-Athletes & Graduates.....	161
Vice Chancellor/AD Jeff Long.....	162-163
Athletic Department Senior Staff.....	164-165
Razorback Foundation.....	166
Famous Recent Razorbacks.....	167
Home of Champions.....	168
Athletic Facilities.....	169-173
Razorback Traditions.....	174-175
Fayetteville, Arkansas.....	176

School Information

Location:.....	Fayetteville, Arkansas
Founded:.....	1871
Enrollment:.....	19,849
Nickname:.....	Razorbacks
School Colors:.....	Cardinal (PMS 200) and White
Conference:.....	Southeastern (Western Division)
Chancellor:.....	Dr. G. David Gearhart
System President:.....	Dr. B. Alan Sugg
Athletic Director:.....	Jeff Long
Faculty Athletic Rep:.....	Howard Brill
Athletics Website:.....	ArkansasRazorbacks.com
Ticket Office Phone:.....	1-800-982-HOGS

Baseball Stadium

Home Facility:.....	Baum Stadium at George Cole Field
Capacity:.....	10,737 (8,237 Chairbacks)
Stadium Opening:.....	April 13, 1996
Dedication:.....	May 3, 1996
Field Dimension:.. Lines - 320, Alleys - 375, Center - 400	
Surface:.....	Grass

Coaching Staff

Head Coach:.....	Dave Van Horn
Record at Arkansas:.....	276-158 (7 seasons)
Overall Record:.....	861-398 (21 seasons)
Pitching Coach:.....	Dave Jörn
Recruit Coord./Hitting/Outfielders:.....	Todd Butler
Volunteer Asst./Catchers/Hitting:.....	Chris Curry
Dir. of Baseball Operations.....	Clay Goodwin
Baseball Staff Assoc./Camp Coordinator:.....	Kelly Moore
Baseball Office Phone:.....	(479) 575-3655
Baseball Office Fax:.....	(479) 575-5223

Arkansas Media Relations

Assoc. AD/MRD:.....	Kevin Trainor
Asst MRD/Baseball:.....	Zach Lawson
Office Phone:.....	(479) 575-7089
Office Fax:.....	(479) 575-7481
Office E-mail:.....	zlawson@uark.edu
Press Box Phone (Media Only):.....	(479) 575-4141
Athletic Department Phone:.....	(479) 575-6533

2010 Team Information

Lettermen Returning/Lost:.....	19/10
Position Starters Returning/Lost:.....	6/3
Pitchers Returning/Lost:.....	11/6
Newcomers:.....	13
Top Returning Players:.....	Mike Bolsinger, Zack Cox, Brett Eibner, Collin Kuhn, Drew Smyly, Andy Wilkins


2009 Team Review

Overall Record:.....	41-24
SEC Record:.....	14-15
SEC Tournament:.....	4th
SEC Finish:.....	4th SEC Western Division
Postseason:.....	3-0 - NCAA Tallahassee Super Regional 2-2 - College World Series
Final RPI:.....	7












MAJOR LEAGUE RAZORBACKS



• Arkansas has produced **39 current or former Major League Baseball players and managers** over the years.

• Former Razorbacks in the pros include **2008 Cy Young Award winner Cliff Lee**, now with the Seattle Mariners, and **2002 American League Rookie of the Year Eric Hinske**. Hinske is now playing for the Atlanta Braves. Craig Gentry (Texas Rangers) and Jess Todd (Cleveland Indians) were called up to the big leagues during the summer of 2009.

• Lee was the starting pitcher for the 2008 American League All-Star Team. Former Razorbacks Tom Pagnozzi and Johnny Ray were each selected to the MLB All-Star Game.

• Razorback players have played for 27 of the 30 teams in Major League Baseball.

• Former Razorback Scott Pose was the first hitter to come to the plate for the expansion Florida Marlins in 1993.



Counter-clockwise from top: Cliff Lee; Eric Hinske; former Razorbacks Ronn Reynolds (Mets), Kevin McReynolds (Padres), Tim Lollar (Red Sox) and Johnny Ray (Pirates) with former Arkansas head coach Norm DeBriyn; Jess Todd; and Tom Pagnozzi.



The Vertimax works on lower body power and shock absorption. The strength built in this exercise helps Brett Eibner track down fly balls in center field.



The front-split squat builds the core, hip mobility and lower body strength which helps Andy Wilkins at the plate and in the field as he makes the stretch at first.



This single-leg squat helps with balance, coordination and lower body strength, all vital keys for Arkansas pitchers driving off the mound to deliver to the plate.



The Razorbacks use the sled push to build lower body strength. Shifting the load from leg to leg requires a stable core and helps runners get out of the batter's box quickly.





The Razorbacks use a variety of travel modes during the season from commercial airlines to charter buses to charter aircraft. Here is a look at some of the travel accommodations the Razorbacks will enjoy this season.





All Arkansas student-athletes share a special bond with their fans, so the Razorback baseball team, along with other University of Arkansas student-athletes, are heavily involved in giving back to the Northwest Arkansas community, including taking time to read to elementary school children as part of the Book Hogs program and speaking to classes about exercise and physical fitness as part of the Sweat Hawgs initiative. Inspired to make a difference during the holiday season, the baseball team has adopted children the past couple years and raised money to provide essential needs and gifts.





2010 OUTLOOK

When the University of Arkansas baseball teams takes the field for its 2010 season opener, a Feb. 19 matchup against Ball State, it will mark the club's return to action after last year's run to the College World Series. Hoping to ride the wave of the program's sixth appearance in Omaha, head coach Dave Van Horn enters his eighth season in the Razorback dugout with a club that, despite losing some key pieces from last year's team, is primed for a repeat performance.

"We're looking to pick up where we left off and that was playing some pretty good baseball at the end of 2009," Van Horn says. "We have a lot of quality guys back and we feel good about the new guys because they are really fitting in, too."

"Some of these kids have a pretty good baseball make-up. The ones that maybe didn't know how to work quite hard enough when they got here are being pushed by the other guys showing them how to do it because they feel that if they don't, they could get left behind. It builds a good situation."

The Razorbacks return six position starters and 11 pitchers—19 letter-winners in total—and add 13 newcomers to the fold. Among those returning for Arkansas are preseason All-American Andy Wilkins, postseason hero Brett Eibner, rising standout Zack Cox, potential ace Drew Smyly and experienced hurler Mike Bolsinger.

With each new season comes a new set of challenges and it's no different for Van Horn and his team as they prepare to navigate the 2010 season while managing high expectations. Leadership will be important if the Razorbacks are to mirror last year's successes.

"Obviously, our leaders are the guys who the team voted as team captains—(James) McCann, a sophomore catcher; Zack Cox, a sophomore third baseman; and Andy Wilkins, our junior first baseman," Van Horn says. "They were voted as captains, overwhelmingly, to lead our team and they're great leaders on the field and off the field."

Beginning with the offense, the Razorbacks will have to replace key components from the top of last season's lineup.

Arkansas will be without the services of Chase Leavitt, Scott Lyons and Ben Tschepikow, all constants in the top third of the lineup a year ago. They were also three of the Razorbacks' top four hitters, creating yet another area for Van Horn and his staff to replace but the head coach is confident turning to some of his younger players to fill the void.



Andy Wilkins

"Even after fall ball, the biggest concern for us was finding someone to hit at the top of the lineup and in the two hole," Van Horn says. "We feel like we have four or five guys that can hit 3-4-5-6 in the order that can drive in some runs. We need some guys to score those runs and it looks like Bo Bigham is going to step into that lead-off spot."

"You want a guy that you feel is going to play all the time and Bo has established himself as our starting second baseman. We could experiment with the two hole. We might start the season moving Zack Cox up there to get a lefty hitting after a right-hand hitter and then come with a couple more big bats right behind him so we feel like the top of the lineup, and even the bottom, will be more where our speed lies."

The big bats in the middle of the Arkansas lineup will look familiar with Wilkins, Cox and Eibner all returning. Wilkins was the team's leading hitter last season with .319 batting average, 18 doubles, 19 home runs and 58 RBI; Cox showed his power with a still-talked-about, towering home run against Florida at the SEC Tournament; and Eibner delivered one of the biggest home runs in program history with his game-tying shot against Virginia at the College World Series.

Arkansas' lineup will also include the improved bat of McCann and the hitting prowess of newcomer Monk Kreder. Van Horn is confident in this group of hitters' ability to cause headaches for the opposing staff.

"They are all very physical," the Razorback head coach says. "Monk is hard to strike out. Zack has tremendous power, as does Andy, and they both know the zone pretty well. I feel like Brett Eibner is going to have the best offensive year he has had since he's been here. He's made some adjustments in his stance and approach and he's feeling confident."

"All of these guys can hurt you with one swing. You may get one or two of them out, but then you have to face one more and I think that can wear on a pitcher and a staff, knowing there's another good hitter after the next. I think James McCann has made huge steps offensively. He's shown that he's a contact guy that can drive in runs while being a tough out."

Collin Kuhn, Jarrod McKinney, Tim Carver and Travis Sample are a few of the returning bats with the most experience hitting toward the bottom of the lineup. With 16 starts between the No. 1 and 2 spots in the lineup last year, Kuhn could also see time at the top of the order. McKinney's speed will be useful to help turn the lineup over from the bottom while Carver and Sample return as key role players for Arkansas.

"We feel good about the end of our order, too," Van Horn says. "The end of the order could be guys that end up, eventually, hitting at the top of the order so we can start them off down there and take a little pressure off. Then, maybe someone will jump up into the two hole and we can move Zack to the three spot. That is something we can play with until things are figured out."

In the field, Wilkins and Cox will man first and third, respectively. Wilkins was the only player for the Razorbacks to start all 65 games a season ago. He was solid at first base, posting a .989 fielding percentage. Cox, with his offseason work and time spent in the Cape Cod League over the summer, has improved his glove work at the hot corner.

Up the middle, McCann assumes the starting catcher role from Ryan Cisterna. In a backup role of McCann, the Razorbacks also have Kreder, Thomas Hauskey and Zac Russell.

At shortstop, the starting spot will come down to Carver, the redshirt sophomore from Fayetteville, and freshman standout Matt Reynolds. Bigham has solidified his standing at second base.

"It was imperative that Bo got that playing time toward the end of last season," Van Horn says. "It really boosted his confidence so over the summer he knew he was a guy that was right in the middle of our plans because he had a lot of success playing against the top competition in the country during the postseason."



James McCann

"It's not like we were playing a bunch of non-conference games. When he got broken in, we were playing the best teams in the College World Series and SEC Tournament and he handled it really well. He actually had some of the biggest at bats for us to help us get to Omaha."

The Razorbacks also have young talent in Derrick Bleeker who has worked at both first and third during the offseason.

Center field will once again be patrolled by Eibner, while the left and right field positions have seemingly been locked down by a combination of three players: Kuhn, McKinney and freshman Matt Vinson. With center open during Eibner's starts on the mound, all three outfielders can expect to see valuable playing time throughout the season.

Newcomers Franco Broyles, Kyle Atkins and Kyle Robinson round out Arkansas' outfield crew for the upcoming season.

On the mound, the Razorbacks will be without last year's ace Dallas Keuchel who led the team with a 9-3 record in 108.1 innings pitched while carrying a 3.92 ERA. To replace such an important part of last season's success, Van Horn will turn to Smyly. The redshirt sophomore showed what he is capable of with his outstanding performance against Oklahoma during the Norman Regional.

"Drew has really good stuff when he's on," Van Horn says. "He throws his fastball down hill and it has some tilt on it. He's developed a change-up and his breaking ball is pretty sharp. If he's healthy, he's very good. He looks like he's going to be our Friday starter."

Eibner will step back onto the mound as the club's No. 2 starter with Mike Bolsinger and TJ Forrest in position to make a name for themselves as viable starting options for the Razorbacks. Used primarily in relief duty, Bolsinger was 6-4 a season ago with a 2.99 ERA and team-best 79 strikeouts. Forrest made 17 appearances last year, including 11 starts and after resting during the fall to rehab an offseason surgery, the senior will be called on to bolster the Arkansas staff.

"At the start of the season, we're going to give Bolsinger an opportunity to start," Van Horn says. "During the opening weekend, he'll probably pitch on Saturday and if Eibner is healthy, we're going to pitch him on Sunday. TJ Forrest can be used in a couple of ways, whether he comes in as middle relief or making a spot start for us."

With the departure of Stephen Richards at the backend of the bullpen, the Razorbacks could hand the ball over to DJ Baxendale at the end of the game. The Jacksonville, Ark., native is just one of the many quality arms on the Razorback staff. In addition to the quantity of pitchers on his roster, Van Horn has

been impressed with the quality of those arms, thus giving him several options when turning to the bullpen which also lost Justin Wells from a year ago.

"We have DJ Baxendale who is a very talented freshman," Van Horn says. "We might start the season with him as our closer but he also may get some starts during the midweek and maybe move into a weekend rotation guy."

"Another young pitcher is Geoffrey Davenport and he's probably the most improved pitcher from one year to the next. He's throwing the ball 88-90 miles an hour and had a tremendous fall. We feel better about the number of pitchers that we can go to this year. Last year, it was maybe five or six guys but this year, we feel like we have 10 guys that, on any given day, can do a really good job for us."

With Eibner slated to resume starting and Cox available to throw, the rest of the Arkansas staff includes returners Jeremy Heatley, Christian Kowalchuk, Scott Limbocker and Sam Murphy and newcomers Randall Fant, Jason Fuqua, Trent Daniel, Garrett Methvin, Jordan Pratt and Zack Hall.

All of those pieces will be put into place when the Razorbacks begin their season with a three-game home series against Ball State. The first seven games of the season, and 12 of the first 15, will be played at Baum Stadium. Arkansas has 34 home games this season, plus a date to play in Central Arkansas for the first time since the 1986 season. The Razorbacks will take on Louisiana Tech on May 11 at Dickey-Stephens Park in North Little Rock.

Playing in the Southeastern Conference, there is no such thing as an easy schedule. In addition to the always-tough league slate, the Razorbacks have worthy competition throughout their schedule with a trip to the West Coast and several games against regional foes, including Oklahoma, Kansas and Oral Roberts.

"We gained some valuable experience going on the road to win a regional, going on the road again to win the super regional and then having some success in Omaha. Those are things you can't just talk about. You have to experience and we put ourselves in position to be there."

"Our team is very confident. They've been around and they feel like anything less than a national championship is a disappointment. That talk is all from the players. We, as coaches, don't want to put that kind of pressure on them. I think they do realize there are a lot of ups and downs playing in the SEC. The key is to just stay on an even keel throughout the season, let some things happen and finish strong."



Drew Smyly



2010 ROSTER (NUMERICAL)

No.	Name	Pos.	B/T	Ht.	Wt.	Class	Hometown/HS/JC
1	Matt Vinson	OF	S/R	6-2	195	Fr.	Alma, Ark./Alma HS
5	Matthew Reynolds	INF	R/R	6-1	195	Fr.	Tulsa, Okla./Bishop Kelley HS
7	Zack Cox	INF/RHP	L/R	6-0	215	So.	Louisville, Ky./Pleasure Ridge Park HS
8	Derrick Bleeker	RHP/INF	R/R	6-5	200	Fr.	Longmont, Colo./Skyline HS
9	Monk Kreder	C	R/R	6-1	230	Jr.	Keller, Texas/Keller HS/Texas Tech/Howard CC
11	Franco Broyles	OF	R/R	6-0	185	Fr.	Fayetteville, Ark./Fayetteville HS
12	Bo Bigham	INF	R/R	5-11	170	So.	Texarkana, Ark./Arkansas HS
13	Randall Fant	LHP	L/L	6-4	185	Fr.	Texarkana, Texas/Texas HS
14	Jarrold McKinney	OF	R/R	6-0	220	So.	Hughes Springs, Texas/Hughes Springs HS
15	TJ Forrest	RHP	R/R	6-5	175	Sr.	Benton, La./Haughton HS/LSU/Bossier Parish CC
16	Travis Sample	OF	L/R	5-11	195	R-Jr.	Dallas, Texas/Lake Highlands HS/Howard JC
17	Andy Wilkins	INF	L/R	6-2	220	Jr.	Broken Arrow, Okla./Broken Arrow HS
18	Tim Carver	INF	R/R	5-11	175	R-So.	Fayetteville, Ark./Fayetteville HS
19	Thomas Hauskey	C	R/R	5-11	190	Sr.	Springdale, Ark./Springdale HS
20	Zac Russell	C	R/R	5-10	205	R-Fr.	Bulverde, Texas/Smithson Valley HS
21	Kyle Atkins	OF	R/R	5-11	180	R-Fr.	DeQueen, Ark./DeQueen HS
24	Brett Eibner	OF/RHP	R/R	6-4	210	Jr.	Houston, Texas/The Woodlands HS
25	Collin Kuhn	OF/INF	R/R	5-11	190	R-So.	Beaver Dam, Wisc./Beaver Dam HS
26	Jason Fuqua	LHP	L/L	6-3	180	Jr.	Baytown, Texas/Sterling HS/Texas A&M/Alvin JC
27	James McCann	C	R/R	6-3	205	So.	Santa Barbara, Calif./Dos Pueblos HS
28	Kyle Robinson	OF/INF	R/R	6-3	215	Jr.	Boca Raton, Fla./Westminster Acad./Indian River CC
29	DJ Baxendale	RHP	R/R	6-2	175	Fr.	Jacksonville, Ark./Sylvan Hills HS
32	Mike Bolsinger	RHP	R/R	6-2	212	Sr.	McKinney, Texas/North McKinney HS/Grayson [Texas] CC
33	Drew Smyly	LHP	L/L	6-3	190	R-So.	Little Rock, Ark./Central HS
34	Jeremy Heatley	RHP	R/R	6-2	215	Sr.	Breckenridge, Texas/Breckenridge/North Lake College
35	Christian Kowalchuk	LHP	L/L	6-1	185	Sr.	Saskatoon, Saskatchewan/Seward CC
36	Scott Limbocker	LHP	L/L	6-3	220	R-Jr.	Overland Park, Kan./Blue Valley North HS
37	Trent Daniel	LHP	R/L	6-1	180	So.	Bryant, Ark./Bryant HS/Ark.-Fort Smith
39	Garrett Methvin	LHP	S/L	6-2	190	Fr.	Longview, Texas/Springhill HS
40	Jordan Pratt	RHP	R/R	6-3	215	Jr.	Harrison, Ark./Harrison HS/Ark.-Fort Smith
45	Sam Murphy	RHP	R/R	6-0	210	R-Jr.	Omaha, Neb./Westside HS
47	Geoffrey Davenport	LHP	L/L	6-1	175	So.	Ft. Worth, Texas/Paschal HS
48	Zack Hall	LHP	L/L	6-1	190	R-Fr.	Springdale, Ark./Har-Ber HS
	Jacob Morris	OF	S/R	6-3	205	Fr.	Coppell, Texas/Coppell HS
	Kendall Wehrle	INF	R/R	6-3	195	So.	Papillion, Neb./Papillion-La Vista South

Coaches

Head Coach2 Dave Van Horn
 Assistant Coach..... 22 Todd Butler
 Assistant Coach.....31 Dave Jorn
 Volunteer Assistant..... 4 Chris Curry

Support Staff

Director of Operations..... Clay Goodwin
 Admin. Associate Kelly Moore
 Strength & Conditioning..... Mike Strouhal

Athletic Trainers

Head Athletic TrainerDave England
 Graduate Asst. Trainer..... Masa Abe

Managers

Trey Baughtman, Andrew Pritchard, Cliff Springston

2010 Razorback Pronunciation Guide

Mike Bolsinger	BOWL•sing•er
Brett Eibner	EYEB•ner
Randall Fant	fANT
Jason Fuqua	FOO•kwa
Thomas Hauskey	HOUSE•ski
Christian Kowalchuk	KO•wall•chuck
Monk Kreder	CREE•der
Collin Kuhn	Coon
Scott Limbocker	lim•BOCK•er
Drew Smyly	smile•EE
Kendal Wehrle	WHIRL•e

2010 ROSTER (ALPHABETICAL) / BREAKDOWN



No.	Name	Pos.	B/T	Ht.	Wt.	Class	Hometown/HS/JC
21	Kyle Atkins	OF	R/R	5-11	180	R-Fr.	DeQueen, Ark./DeQueen HS
29	DJ Baxendale	RHP	R/R	6-2	175	Fr.	Jacksonville, Ark./Sylvan Hills HS
12	Bo Bigham	INF	R/R	5-11	170	So.	Texarkana, Ark./Arkansas HS
8	Derrick Bleeker	RHP/INF	R/R	6-5	200	Fr.	Longmont, Colo./Skyline HS
32	Mike Bolsinger	RHP	R/R	6-2	212	Sr.	McKinney, Texas/North McKinney HS/Grayson (Texas) CC
11	Franco Broyles	OF	R/R	6-0	185	Fr.	Fayetteville, Ark./Fayetteville HS
18	Tim Carver	INF	R/R	5-11	175	R-So.	Fayetteville, Ark./Fayetteville HS
7	Zack Cox	INF/RHP	L/R	6-0	215	So.	Louisville, Ky./Pleasure Ridge Park HS
37	Trent Daniel	LHP	R/L	6-1	180	So.	Bryant, Ark./Bryant HS/Ark.-Fort Smith
47	Geoffrey Davenport	LHP	L/L	6-1	175	So.	Ft. Worth, Texas/Paschal HS
24	Brett Eibner	OF/RHP	R/R	6-4	210	Jr.	Houston, Texas/The Woodlands HS
13	Randall Fant	LHP	L/L	6-4	185	Fr.	Texarkana, Texas/Texas HS
15	TJ Forrest	RHP	R/R	6-5	175	Sr.	Benton, La./Houghton HS/LSU/Bossier Parish CC
26	Jason Fuqua	LHP	L/L	6-3	180	Jr.	Baytown, Texas/Sterling HS/Texas A&M/Alvin JC
48	Zack Hall	LHP	L/L	6-1	190	R-Fr.	Springdale, Ark./Har-Ber HS
19	Thomas Hauskey	C	R/R	5-11	190	Sr.	Springdale, Ark./Springdale HS
34	Jeremy Heatley	RHP	R/R	6-2	215	Sr.	Breckenridge, Texas/Breckenridge/North Lake College
35	Christian Kowalchuk	LHP	L/L	6-1	185	Sr.	Saskatoon, Saskatchewan/Seward CC
9	Monk Kreder	C	R/R	6-1	230	Jr.	Keller, Texas/Keller HS/Texas Tech/Howard CC
25	Collin Kuhn	OF/INF	R/R	5-11	190	R-So.	Beaver Dam, Wisc./Beaver Dam HS
36	Scott Limbocker	LHP	L/L	6-3	220	R-Jr.	Overland Park, Kan./Blue Valley North HS
27	James McCann	C	R/R	6-3	205	So.	Santa Barbara, Calif./Dos Pueblos HS
14	Jarrold McKinney	OF	R/R	6-0	220	So.	Hughes Springs, Texas/Hughes Springs HS
39	Garrett Methvin	LHP	S/L	6-2	190	Fr.	Longview, Texas/Springhill HS
	Jacob Morris	OF	S/R	6-3	205	Fr.	Coppell, Texas/Coppell HS
45	Sam Murphy	RHP	R/R	6-0	210	R-Jr.	Omaha, Neb./Westside HS
40	Jordan Pratt	RHP	R/R	6-3	215	Jr.	Harrison, Ark./Harrison HS/Ark.-Fort Smith
5	Matthew Reynolds	INF	R/R	6-1	195	Fr.	Tulsa, Okla./Bishop Kelley HS
28	Kyle Robinson	OF/INF	R/R	6-3	215	Jr.	Boca Raton, Fla./Westminster Acad./Indian River CC
20	Zac Russell	C	R/R	5-10	205	R-Fr.	Bulverde, Texas/Smithson Valley HS
16	Travis Sample	OF	L/R	5-11	195	R-Jr.	Dallas, Texas/Lake Highlands HS/Howard JC
33	Drew Smyly	LHP	L/L	6-3	190	R-So.	Little Rock, Ark./Central HS
1	Matt Vinson	OF	S/R	6-2	195	Fr.	Alma, Ark./Alma HS
	Kendall Wehrle	INF	R/R	6-3	195	So.	Papillion, Neb./Papillion-La Vista South
17	Andy Wilkins	INF	L/R	6-2	220	Jr.	Broken Arrow, Okla./Broken Arrow HS

Roster Breakdown

BY CLASS

Seniors	5
Bolsinger, Forrest, Hauskey, Heatley, Kowalchuk	
Juniors	9
Eibner, Fuqua, Kreder, Limbocker Murphy, Pratt, Robinson, Sample, Wilkins	
Sophomores	10
Bigham, Carver, Cox, Daniel, Davenport, Kuhn, McCann, McKinney, Smyly, Wehrle	
Redshirt Freshmen	3
Atkins, Hall, Russell	
Freshmen	8
Baxendale, Bleeker, Broyles, Fant, Methvin, Morris, Reynolds, Vinson	

BY POSITION

Catchers	4
Hauskey, Kreder, McCann, Russell	

Infielders	7
Bigham, Bleeker, Carver, Cox, Reynolds, Wehrle, Wilkins	
Outfielders	9
Atkins, Broyles, Eibner, Kuhn, McKinney, Morris, Robinson, Sample, Vinson	
Pitchers	15
Baxendale, Bolsinger, Daniel, Davenport Fant, Forrest, Fuqua, Hall, Heatley, Kowalchuk, Limbocker, Methvin, Murphy Pratt, Smyly	

BY STATE

Arkansas	11
Atkins, Baxendale, Bigham, Broyles, Carver, Daniel, Hall, Hauskey, Pratt, Smyly, Vinson	
California	1
McCann	
Colorado	1
Bleeker	

Florida	1
Robinson	
Kansas	1
Limbocker	
Kentucky	1
Cox	
Louisiana	1
Forrest	
Nebraska	2
Murphy, Wehrle	
Oklahoma	2
Reynolds, Wilkins	
Saskatchewan (Canada)	1
Kowalchuk	
Texas	12
Bolsinger, Davenport, Eibner, Fant, Fuqua, Heatley, Kreder, McKinney, Methvin, Morris, Russell, Sample	
Wisconsin	1
Kuhn	



2010 SCHEDULE

DATE	OPPONENT	SITE	TIME (CT)	DATE	OPPONENT	SITE	TIME (CT)
Feb. 19	Ball State	Baum Stadium	3:05 p.m.	April 10	Mississippi State*	Starkville, Miss.	2 p.m.
Feb. 20	Ball State	Baum Stadium	1:05 p.m.	April 11	Mississippi State*	Starkville, Miss.	1:30 p.m.
Feb. 21	Ball State	Baum Stadium	1:05 p.m.	April 13	New Mexico	Baum Stadium	6:35 p.m.
Feb. 26	Troy	Baum Stadium	3:05 p.m.	April 14	New Mexico	Baum Stadium	6:35 p.m.
Feb. 27	Troy	Baum Stadium	1:05 p.m.	April 16	Georgia*	Baum Stadium	6:35 p.m.
Feb. 28	Troy	Baum Stadium	1:05 p.m.	April 17	Georgia*	Baum Stadium	2:05 p.m.
March 2	Kansas	Baum Stadium	3:05 p.m.	April 18	Georgia*	Baum Stadium	1:05 p.m.
March 5	California	Berkeley, Calif.	3:30 p.m.	April 20	Oral Roberts	Baum Stadium	6:35 p.m.
March 6	California	Berkeley, Calif.	3 p.m.	April 23	Florida*	Gainesville, Fla.	6:30 p.m.
March 7	California	Berkeley, Calif.	3 p.m.	April 24	Florida*	Gainesville, Fla.	4 p.m.
March 9	South Dakota State	Baum Stadium	3:05 p.m.	April 25	Florida*	Gainesville, Fla.	1 p.m.
March 10	South Dakota State	Baum Stadium	3:05 p.m.	April 28	Missouri State	Baum Stadium	6:35 p.m.
March 12	Wisc.-Milwaukee	Baum Stadium	3:05 p.m.	April 30	Auburn*	Baum Stadium	6:35 p.m.
March 13	Wisc.-Milwaukee	Baum Stadium	2:05 p.m.	May 1	Auburn*	Baum Stadium	2:05 p.m.
March 14	Wisc.-Milwaukee	Baum Stadium	1:05 p.m.	May 2	Auburn*	Baum Stadium	1:05 p.m.
March 19	LSU*	Baton Rouge, La.	7 p.m.	May 7	Ole Miss*	Oxford, Miss.	6:30 p.m.
March 20	LSU*	Baton Rouge, La.	3 p.m.	May 8	Ole Miss*	Oxford, Miss.	4 p.m.
March 21	LSU*	Baton Rouge, La.	1 p.m.	May 9	Ole Miss*	Oxford, Miss.	1:30 p.m.
March 23	McNeese State	Lake Charles, La.	6:30 p.m.	May 11	Louisiana Tech#	North Little Rock, Ark.	7 p.m.
March 24	McNeese State	Lake Charles, La.	6:30 p.m.	May 14	South Carolina*	Baum Stadium	6:35 p.m.
March 26	Alabama*	Baum Stadium	6:35 p.m.	May 15	South Carolina*	Baum Stadium	2:05 p.m.
March 27	Alabama*	Baum Stadium	2:05 p.m.	May 16	South Carolina*	Baum Stadium	1:05 p.m.
March 28	Alabama*	Baum Stadium	1:05 p.m.	May 18	Oklahoma	Norman, Okla.	6:35 p.m.
March 30	Centenary	Baum Stadium	6:35 p.m.	May 20	Vanderbilt*	Nashville, Tenn.	6 p.m.
March 31	Centenary	Baum Stadium	3:05 p.m.	May 21	Vanderbilt*	Nashville, Tenn.	6 p.m.
April 2	Kentucky*	Baum Stadium	6:35 p.m.	May 22	Vanderbilt*	Nashville, Tenn.	2 p.m.
April 3	Kentucky*	Baum Stadium	2:05 p.m.	May 26-30	SEC Tournament	Hoover, Ala	TBA
April 4	Kentucky*	Baum Stadium	1:05 p.m.	June 4-6	NCAA Regional	at TBA	TBA
April 7	Saint Louis	Baum Stadium	6:35 p.m.	June 11-13	NCAA Super Regional	at TBA	TBA
April 9	Mississippi State*	Starkville, Miss.	6:30 p.m.	June 18-28	College World Series	Omaha, Neb.	TBA

Home games in **BOLD** | All Times Central | *Southeastern Conference game | #Game played at Dickey-Stephens Park



2010 RAZORBACKS





HEAD COACH DAVE VAN HORN



2 DAVE VAN HORN

Head Coach
Eighth Season

How do you replace a retiring legend? Look to one of the many disciples that the legend inspired and in Arkansas' case that was Dave Van Horn. The Razorbacks faced this dilemma in June of 2002 as it looked to fill the vacancy left by Norm DeBriyn's departure. What Van Horn has done in his seven seasons as the skipper of the Razorbacks has the Hogs on course to reach new levels of achievement and has secured Arkansas' spot among the elite baseball programs in the nation.

For the second time in his Razorback coaching career, Van Horn and his team made the ultimate postseason push and collected the program's sixth trip to Omaha for the 2009 College World Series. Rebounding from a late-season slump, Arkansas advanced to the semifinals of the SEC Baseball Tournament before earning its eighth-consecutive berth into an NCAA Regional round. Supported by their fans, the Razorbacks hit the road and swept their way through the Norman Regional and Tallahassee Super Regional, besting Washington State and national seeds Oklahoma and Florida State along the way. In Omaha, Arkansas won two games and tied for a third-place national finish, equaling the 1985 team for the second-best finish in program history.

The 2009 regular season had its share of highlights, too. The Razorbacks jumped out to an 8-0 start in SEC play for the first time in program history. The club achieved another first when *Collegiate Baseball* released its April 6 poll with Arkansas ranked No. 1, the first top ranking by any publication in program history. The Razorbacks faced Arizona State in a midweek series that same week, the first No. 1 vs. No. 1 matchup at Baum Stadium. Arkansas solidified its top billing by knocking off the Sun Devils in both games.

In the finale against Arizona State, the Razorbacks had the support of a Baum Stadium-record 11,014 fans. That number is a significant reminder of the traditionally strong attendance figures for the Arkansas baseball team. In 2009, the Razorbacks finished No. 2 in national attendance with an average of 7,906 fans per game. Arkansas has ranked in the top five in national attendance for the past six years.

The highly decorated coach has both individual and team honors throughout his 21-year coaching resume beginning at Texarkana (Texas) Community College all the way through the present. Individually, he has been named national coach of the year twice, regional coach of the year twice and conference coach of the year four times. His teams have made four College World Series appearances, won five outright conference championships, a Division II National Championship and made 11 consecutive appearances in the NCAA Regional Tournament.

To prove his long-term success, Van Horn made history on March 22, 2008, when he managed the Razorbacks to a come-from-behind 14-13 win over LSU. The victory gave Van Horn his 800th career win and earned him a place on the College Baseball Foundation's National All-Star Lineup. In his 21 years of coaching Van Horn has amassed an 861-398 (.684) record and is 276-158 (.636) at Arkansas.

Since joining the Razorbacks as head coach, Van Horn has led his teams to a Southeastern Conference Championship, two SEC Western Division titles, seven NCAA Tournament berths and two College World Series appearances. His players have earned eight All-America honors, seven All-SEC nods, 66 SEC Academic Honor Roll spots and eight *ESPN The Magazine* Academic All-District accolades. Not resting on his laurels, Van Horn has kept his competitive juices flowing as he seeks to bring a national championship to his alma mater.

Not only have his players flourished in collegiate baseball, but several have gone on to solid professional baseball careers. Nearly 100 former players have signed professional contracts, including former Razorback standouts Jess Todd and Craig Gentry. Todd, now with the Cleveland Indians, was called up by the St. Louis Cardinals, while Gentry was promoted to the big leagues by the Texas Rangers. Other past stars for Van Horn include Ken Harvey (Kansas City Royals), Jamal Strong (Seattle Mariners) and Dan Johnson (Oakland Athletics).

When Van Horn took over the Razorback program prior to the 2003 season he inherited a team that lacked depth and was thought of as



The Van Horn family (L to R): Karen, Mariel, Dave and Hollan



weak within the SEC. Changing the culture of the team immediately, Van Horn guided his inaugural squad to both the SEC and NCAA Tournaments. His team was ranked in all four major baseball polls throughout the year and picked up series wins at No. 6 South Carolina and No. 5 Auburn.

Since that first year, Van Horn has been named SEC Coach of the Year, made six trips to the SEC Championship Tournament, guided his team to seven NCAA Regionals, three NCAA Super Regionals and two College World Series appearance. The success of the program and Van Horn's no-nonsense approach to his team has endeared him to the Razorback faithful. The Arkansas fan base has grown steadily since Van Horn was given the reins of the program and three renovations have been completed at Baum Stadium since his arrival to accommodate the growing numbers. Over the past seven seasons, Baum Stadium, already one of the nicest collegiate baseball parks in the nation, has grown with the addition of nearly 5,000 chair back seats, 32 luxury boxes and now has a capacity of 10,737.

One of the things that Van Horn is known for is recruiting fundamental players and molding them into the stars of tomorrow. In his first season with Arkansas, only two Razorbacks were taken in the Major League Baseball first year player draft. That number has grown significantly over the years with a high water mark of nine taken after the 2007 season. Two of Arkansas' stars, Nick Schmidt (2007) and Logan Forsythe (2008) were selected in the first round of the draft and 13 have been picked in the first 10 rounds since he took over.

The Razorbacks have been successful in every facet of the game over the past seven seasons. Hitting was the focal point in some seasons while pitching dominated in others, but Van Horn knows that to accomplish his ultimate goal it takes a total team effort.

In 2007, Arkansas won the Razorbacks' third SEC Western Division title when they went 18-12 in league play. The Hogs were 43-21 overall, hosted their fourth NCAA Regional and finished the season No. 18 in the final Collegiate Baseball rankings.

That team was one of Van Horn's best in terms of individual pitching prospects. Two-time first-team All-American Nick Schmidt was taken by the San Diego Padres in the first round of the MLB draft (No. 23 overall). Right-handers Jess Todd and Duke Welker were each taken in the second round by St. Louis and Pittsburgh, respectively. Todd also earned second-team All-America honors.

The excitement around Baum Stadium that season also brought the Razorback Nation out in record numbers. Arkansas fans set the school record for average attendance while also setting the then-NCAA mark for average attendance in a season with 8,089 tickets sold per game.

Schmidt's success on the mound was a continuation of his 2006 season where the lefty was named the SEC Pitcher of the Year by the league coaches. The Razorbacks went 39-21 that season and hosted another NCAA Regional.

DAVE VAN HORN AT A GLANCE

Personal Information

- Date of Birth: Sept. 17, 1960
- Wife: Karen
- Children: Hollan, Mariel

Alma Mater

- Masters of Science, East Texas State University (Texarkana), 1992
- Arkansas, 1988

Head Coaching Experience

- Arkansas: 2003-Present
- Nebraska: 1998-2002
- Northwestern (La.) State: 1995-97
- Central Missouri State: 1994
- Texarkana (Texas) CC: 1989-93

Assistant Coaching Experience

- Arkansas: 1985-88 (graduate assistant)

Playing Experience

- Atlanta Braves organization: 1982-84
- Arkansas: 1982
- McLennan (Texas) CC: 1980-81
- 10th-round selection of the Atlanta Braves: 1982

Team Accomplishments

- College World Series appearances as head coach at Arkansas: 2004, 2009 at Nebraska: 2001, 2002
- College World Series appearances as a graduate assistant coach at Arkansas: 1985, 1987
- Southeastern Conference Champions: 2004
- SEC Western Division Champions: 2004, 2007
- SEC Tournament: 2003, 2004, 2005, 2006, 2007, 2009
- Big 12 Regular Season and Tournament Champions: 2001
- Ten-straight NCAA tournament appearances (1999, 2000, 2001, 2002, 2003, 2004, 2005, 2006, 2007, 2008, 2009)
- Southland Conference Champions: 1995, 1997
- Division II National Championship: 1994
- NJCAA Texas Eastern Conference Champions: 1992

Awards & Honors

- SEC Coach of the Year: 2004
- Baseball America National Coach of the Year: 2001
- Big 12 Coach of the Year: 2001
- ABCA Midwest Region Coach of the Year: 2000, 2001
- Southland Coach of the Year: 1995, 1997
- NCAA Division II National Coach of the Year: 1994
- ABCA Central Region Coach of the Year: 1994



HEAD COACH DAVE VAN HORN

The Razorbacks Under Dave Van Horn

	W/L	Home	Away	Neutral
Alabama	10-14	6-3	3-9	1-2
Albany	1-0	1-0	-	-
Alcorn State	1-0	1-0	-	-
Arizona	0-1	-	-	0-1
Arizona State	2-2	2-0	0-2	-
Auburn	14-7	6-3	8-4	-
Bucknell	1-0	-	-	1-0
Cal State Fullerton	1-0	-	-	1-0
Cal State Northridge	3-0	3-0	-	-
California	2-1	2-1	-	-
Centenary	8-2	5-1	3-1	-
Creighton	2-0	2-0	-	-
Dallas Baptist	2-0	0-0	1-0	1-0
Eastern Illinois	5-0	5-0	-	-
Florida	14-7	8-1	4-5	2-1
Florida State	4-0	2-0	2-0	-
George Mason	1-0	-	-	1-0
Georgia	7-9	4-5	3-3	0-1
Hawai'i	1-0	0-0	1-0	-
Illinois-Chicago	7-1	7-1	-	-
Illinois State	2-1	2-1	-	-
Kansas	6-1	6-1	-	-
Kansas State	3-1	3-0	0-1	-
Kentucky	9-3	5-1	4-2	-
Lamar	0-2	-	-	0-2
Le Moyne	1-0	-	-	1-0
Louisiana-Monroe	1-1	1-1	-	-
Louisiana State (LSU)	8-16	3-9	5-4	0-3
Louisiana Tech	12-2	6-0	5-2	1-0
McNeese State	2-0	2-0	-	-
Memphis	1-0	-	-	1-0
Miami (Ohio)	1-0	-	-	1-0
Minnesota	4-1	3-0	1-1	-
Mississippi	8-17	3-9	4-5	1-3
Mississippi State	8-13	4-8	4-5	-
Mississippi Valley St.	1-0	1-0	-	-
Missouri	1-0	1-0	-	0-0
Missouri State	9-3	5-2	4-1	-
Missouri Southern	1-0	1-0	-	-
Navy	1-0	-	-	1-0
Nebraska	2-2	1-1	1-1	-
New Mexico	2-1	-	-	2-1
Northern Colorado	7-1	7-1	-	-
Ohio State	1-0	-	-	1-0
Oklahoma	3-0	1-0	2-0	-
Oklahoma State	3-3	1-3	1-0	1-0
Oral Roberts	8-6	4-3	4-3	-
Pepperdine	0-1	-	-	0-1
Princeton	1-0	1-0	-	-
Siena	3-0	3-0	-	-
South Alabama	1-0	-	1-0	-
South Dakota Stae	2-0	2-0	-	-
South Carolina	13-5	5-1	5-3	2-1
St. John's	3-0	3-0	-	-
Stanford	0-1	-	0-1	-
Stephen F. Austin	1-0	-	-	1-0
TCU	1-0	-	-	1-0
Tennessee	13-10	6-3	6-6	1-1
Texas	1-3	-	1-2	0-1
Texas A&M	1-3	-	1-3	-
Texas-Arlington	5-0	-	2-0	3-0
Texas-Pan American	2-2	1-0	1-2	-
Troy	2-1	-	2-1	-
Valparaiso	2-0	2-0	-	-
Vanderbilt	11-10	7-4	4-4	0-2
Virginia	1-0	-	-	1-0
Washington	0-1	-	-	0-1
Washington State	4-0	3-0	-	1-0
Western Illinois	2-0	2-0	-	-
Western Michigan	2-0	2-0	-	-
Wichita State	5-2	4-1	1-1	-
Wisconsin-Milwaukee	3-0	3-0	-	-
Wright State	3-0	3-0	-	-

A hot start to the 2005 season had the Razorbacks ranked as high as No. 5 nationally as they opened the year 20-2, but a rash of bad luck sidetracked what was shaping up to be a magical year. Despite the setbacks, the Razorbacks did come just a breath away from pulling one of the nation's biggest upsets as it won its first two games at the NCAA Austin Regional. Arkansas would go all the way to the final game of the regional before losing to eventual national champion, Texas.

Arkansas' 2004 season was one for the history books as the Hogs won 45 games, shared the SEC regular-season title, hosted NCAA Regional and Super Regional games and made its fifth appearance at the College World Series. The following all came true despite the Razorbacks getting picked to finish last in the SEC's Western Division by the league coaches. Along the way, Arkansas won 19 SEC games, swept a weekend series in Baton Rouge, La., against No. 2 LSU and dispatched a tough Florida State team in the Super Regional in two games. The Razorback sweep of LSU was the first time since 1988 that the Tigers had been swept at home by a conference opponent. The Razorback accomplishments led to a top 10 finish in all four major collegiate baseball polls including a program high No. 6 ranking by Baseball America.

Prior to taking the helm of the Arkansas program on June 21, 2002, Van Horn enjoyed a very successful five-year run as the head coach at the University of Nebraska. In a short period of time, he built a once-fledgling program into a national powerhouse. Prior to his arrival, the Cornhuskers had made just four postseason appearances in 108 years of baseball history. With their new skipper on the bench, Nebraska went to four NCAA tournaments and two College World Series.

During his stint with Nebraska, Van Horn amassed a 214-92 (.699) record, won three consecutive Big 12 Tournament titles and earned Nebraska's first regular-season conference title in 51 years. He was twice named American Baseball Coaches Association's Midwest Region Coach of the Year and posted back-to-back 50-win seasons in 2000 and 2001. In his second season with Nebraska, Van Horn guided his club to its first NCAA Tournament berth in 18 years after it won the Big 12 Tournament, its first title of any kind in nearly 50 years.

Similar to what he has done at Arkansas, Nebraska' players shined with Van Horn at the helm. The Cornhuskers had at least one player named finalist for national player of the year honors in three seasons including a pair of Howser Award Finalists. Seven players were named





First-Team All-America and 26 earned All-Big 12 accolades including a school record nine in 2000. The Cornhuskers also excelled in the classroom with 30 Phillips 66 Academic All-Big 12 selections (21 first-teamers) and seven players named academic All-District.

Prior to his move to Nebraska, Van Horn coached three seasons with Northwestern State in Natchitoches, La., his first foray as a head coach in Division I. He went 106-65 (.620) in those three seasons and won two Southland Conference regular-season titles (1995 and 1997). Each title also earned him Southland Conference Coach of the Year honors.

Van Horn spent one season at the Division II level, coaching Central Missouri State in 1994 and his effects there awe-inspiring. Taking the reins of the program with just six weeks of preparation before the season, the Mules got off to a quick start by winning 12 of its first 13 games and eventually put together a 21-game winning streak. CMSU won the MIAA Conference Championship and the Tournament title before eventually dominating at the NCAA Championships to win the school's first National Championship. In 2000, Central Missouri honored Van Horn and his 1994 team by inducting them into the Central Missouri State Hall of Fame.

The storied career of Van Horn as a head coach began with a humble start at Texarkana (Texas) Community College in 1989. In five seasons with the Bulldogs, Van Horn guided Texarkana to a 214-72 (.748)

record. He set records for single season wins in four of his five seasons beginning with his first and guided his 1992 squad to the NJCAA Texas Eastern Conference Championships.

Prior to his first stint as a head coach, Van Horn worked with the man he replaced at Arkansas, Coach DeBriyn, for four seasons as a graduate assistant, assisting the Razorbacks to a pair of College World Series. The Hogs were 184-71-1 (.721) while he was a GA and made the NCAA Regional Tournament in each of his four seasons.

Van Horn's playing career was spent in the infield where he was a highly touted player. Two seasons at McLennan (Texas) Community College earned him All-America, Region 5 Player of the Year, all-conference and all-region honors. The standout defensive third baseman was drafted by the Chicago White Sox, but instead Van Horn transferred to Arkansas.

In one year with the Razorbacks, Van Horn earned All-Southwest Conference honors as well as the team's most valuable player and SWC Newcomer of the Year accolades. Following his junior year the Atlanta Braves selected Van Horn in the 10th round of the 1982 draft. Van Horn would spend three seasons with the Braves organization before returning to Fayetteville to begin his coaching career.

Van Horn is married to the former Karen Lee. The couple has two daughters, Hollan (16) and Mariel (12).

VAN HORN: YEAR-BY-YEAR

Year	School	Record	Pct.	Conf.	Place	Tourn.	Postseason
1989	Texarkana CC	39-18	.684	NA	NA	NA	
1990	Texarkana CC	44-14	.759	NA	NA	NA	
1991	Texarkana CC	45-12	.789	NA	NA	NA	
1992	Texarkana CC	48-10	.827	NA	1st	NA	
1993	Texarkana CC	38-18	.678	NA	NA	NA	
	<i>Totals</i>	<i>214-72</i>	<i>.748</i>				
1994	Central Missouri St.	51-11	.823	15-1	1st (Div.)	1st (4-1)	NCAA II Champs
	<i>Totals</i>	<i>51-11</i>	<i>.823</i>	<i>15-1</i>		<i>1 (4-1)</i>	
1995	Northwestern State	37-15	.711	19-5	1st	DNP (0-2)	
1996	Northwestern State	34-27	.557	14-16	2nd (Div.)	2nd (3-2)	
1997	Northwestern State	35-23	.603	19-9	1st	DNP (0-2)	
	<i>Totals</i>	<i>106-65</i>	<i>.620</i>	<i>52-30</i>		<i>1 (3-2)</i>	
1998	Nebraska	24-20	.545	10-13	7th	DNQ	DNQ
1999	Nebraska	42-18	.700	16-9	5th	1st (4-0)	NCAA (1-2)
2000	Nebraska	51-17	.750	21-9	2nd	1st (5-1)	NCAA (4-2)
2001	Nebraska	50-16	.758	20-8	1st	1st (4-0)	CWS (5-2)
2002	Nebraska	47-21	.691	16-11	2nd	2nd (3-1)	CWS (5-3)
	<i>Totals</i>	<i>214-92</i>	<i>.699</i>	<i>67-39</i>		<i>4 (16-2)</i>	<i>4 (15-9)</i>
2003	Arkansas	35-22	.612	14-16	6th West	t7th (0-2)	NCAA (1-2)
2004	Arkansas	45-24	.652	19-11	t1st Overall	4th (2-2)	CWS (6-3)
2005	Arkansas	39-22	.636	13-17	t5th West	t7th (0-2)	NCAA (2-2)
2006	Arkansas	39-21	.650	18-12	2nd West	t7th (0-2)	NCAA (1-2)
2007	Arkansas	43-21	.672	18-12	1st West	2nd (3-1)	NCAA (2-2)
2008	Arkansas	34-24	.586	14-15	4th West	DNQ	NCAA (0-2)
2009	Arkansas	41-24	.631	14-15	4th West	4th (2-2)	CWS (7-2)
	<i>Totals</i>	<i>276-158</i>	<i>.636</i>	<i>110-98</i>		<i>7-11</i>	<i>7 (19-15)</i>
	Career Totals	861-398	.684	244-168	.592	30-16 (.652)	32-22 (.593)



ASSISTANT COACH TODD BUTLER



22
TODD BUTLER
Recruiting Coordinator
Hitting/Outfield
Fifth Season

Todd Butler joined the Razorback staff in July of 2005 and is known around the country for his ability to attract the best talent and develop strong hitters. The Razorbacks use those talents to their fullest as Butler serves as the hitting instructor, outfield coach and recruiting coordinator.

Butler brought with him a philosophy of aggressiveness at the plate which allows his hitters to produce more power. That doctrine along with above-average team speed propelled the Razorbacks into the 2009 College World Series. The hot-swinging Razorbacks blasted their way through the Norman Regional, on their way to producing 38 runs in the three-game round. Arkansas went on to add 16 runs to its postseason total in a sweep of Florida State in the Tallahassee Super Regional. The hitting barrage carried over into the Hogs' first game in Omaha with 10 runs against Cal St. Fullerton.

Arkansas hit .288 and finished second in the Southeastern Conference with 75 home runs on its way to capturing the 2007 SEC Western Division Title and advancing to the Championship game of the SEC Tournament.

During Butler's 17-year career as an NCAA Division I assistant or head coach, he has constructed eight recruiting classes that ranked among the nation's top 10 including three in his four years with the Razorbacks. His 2008 recruiting class ranked fourth by *Collegiate Baseball* while the 2005 and 2006 classes each ranked 10th by *Baseball America*. In 2005, the publication tabbed Arkansas' recruiting class as the nation's top junior college collection of players and some of those players have already made their mark in professional baseball as right-handed pitchers Jess Todd and Duke Welker were both drafted in the second round of the 2007 Major League Baseball Draft. Todd ascended quickly through the St. Louis Cardinals' organization and was called up to the big leagues in June 2009.

On the field, Butler has also made a huge impact with the Razorbacks as his teams have produced four of the top 10 home run hitting clubs in 85 years of Arkansas history. In Butler's first season the Hogs belted 65 home runs which ranked sixth all-time. Since then, the 2007 team blasted 75 home runs in 64 games and the 2008 team hit 77 in 58 contests for an average of 1.32 per game, the second highest average in school history.

BUTLER PERSONAL FILE

Date of Birth:	July 23, 1966
Wife:	Melissa
Children:	Caitlyn and Kendyll
Alma Mater:	McNeese State • 1991
Head Coaching Experience:	McNeese State • 2001-2003
Assistant Coaching Experience:	Arkansas • July 2005-present
	Alabama • 2004-05
	Alabama • 1995-2000
	McNeese State • 1993-94
	Blinn (Texas) Junior College • 1992
Student Assistant:	McNeese State • 1990-91
Playing Experience:	Burlington N.C. (Indians) • 1988
	Waterloo, Iowa (Indians) • 1988
	Oklahoma • 1987-88
	McNeese State • 1985-86

The 2009 Razorbacks tallied 80 home runs which tied for the second-highest mark in program history. Over the last four seasons, Arkansas has made waves in six team season statistical categories including runs, doubles, home runs, RBI, walks and total bases.

While his influence on the Razorbacks as a whole has been profound, it's the work he has accomplished with several individuals that paints a much brighter picture. Danny Hamblin was a terror at the plate during the 2006 and 2007 seasons as he produced some of the biggest single-season home run totals ever. Hamblin connected for 17 home runs as a junior after hitting just 17 his first two seasons at Arkansas. Despite getting drafted by the Oakland A's, Hamblin returned to Arkansas for his senior season and slammed another 22 home runs,



The Butler family (L to R): Todd, Kendyll, Melissa and Caitlyn



the second-highest single-season total in school history. His 57 career home runs are the most by any individual in Razorback history.

Another Butler disciple was Logan Forsythe who went from a .189 hitter as a freshman to .347 as a sophomore and .351 as a junior. Forsythe flourished with Butler's guidance and earned first-team All-SEC honors after his junior season and was drafted in the first round of the MLB draft by the San Diego Padres thanks to his skills at the plate and defensive prowess. He was tabbed as the No. 5 prospect in the Padres organization in December 2009.

Another Butler recruit that became a star was Casey Coon. A junior college recruit by Butler, Coon exploded in his first year with the Razorbacks with 71 RBI, a total that ranked third in the SEC and tied for eighth all-time at Arkansas. Coon also hit nine home runs and 13 doubles to secure a .425 on-base percentage.

One of the most experienced and talented assistant coaches in college baseball, Butler came to Fayetteville after two assistant coaching stints (eight total years) at the University of Alabama and three years as the head coach at his alma mater McNeese State.

In 2001, Butler took over as head coach at McNeese State in his hometown of Lake Charles, La., where he compiled a 90-83 (.520) overall record in three seasons. In his last season at McNeese, he guided the Cowboys to the 2003 Southland Conference Tournament championship, their first in 10 years.

The win at the conference tournament secured just the fourth NCAA Regional bid in McNeese State's history and the Cowboys were sent to the Houston Regional at Rice's Reckling Park. Butler's team gave eventual national champion Rice all they could handle before falling to the Owls, 3-2, in 10 innings. Ole Miss eliminated the Cowboys from the 64-team field the following day.

Prior to assuming the head coaching duties at McNeese State, Butler served as the hitting instructor and outfielders coach during his first stint with the Crimson Tide from 1995-2000. He helped guide Alabama to six NCAA Regional appearances as well as three trips to the College World Series in 1996, 1997 and 1999. The Tide advanced to the SEC Tournament in all six of those seasons, claiming the SEC Tournament title in 1995, 1996, 1997 and 1999.

Butler also earned his reputation as one of the country's top recruiters during those first six years at Alabama. He helped the Crimson Tide land some of the nation's top talent as Alabama recorded three-

consecutive top 10 recruiting classes. The Tide's 1999 freshman class was ranked as the fourth-best in the country and still ranks as the highest ranked classes in school history.

Under Butler's leadership the Crimson Tide became one of the most feared offensive clubs in America. Alabama's 1997 team led the NCAA in four offensive categories, including runs scored (679), total hits (860) and total bases (1,571) while finishing second in home runs (160).

In addition, the Crimson Tide won the NCAA statistical championship for highest slugging percentage (.621), eclipsing the previous school record (.521 in 1983) by 100 points.

Butler returned to Alabama as an assistant baseball coach on June 26, 2003. He spent the 2004 and 2005 seasons on the Tide staff as the recruiting coordinator, hitting instructor and infield coach, while also coaching first base.

He continued to showcase his ability to sign some of the top recruiting classes in the country upon his return to the Alabama bench. Alabama's 2005 freshman class was rated 10th in the fall of 2004 in *Baseball America's* Dandy Dozen College recruiting classes.

Before joining Alabama for the first time, Butler served as an assistant coach at McNeese State in 1993 and 1994. He was an assistant coach at Blinn Junior College in Brenham, Texas, in 1992, where he helped the Buccaneers advance to the NJCAA World Series.

Butler's coaching career began as a student-assistant coach at McNeese State, where he earned his bachelor's degree in liberal studies in 1991.

He spent two summers coaching in the Alaska Baseball League. His first stint in Alaska was as an assistant coaching job in 1991 with the Kenai Peninsula Oilers, helping them to the NBC World Series. He then coached for the Anchorage Glacier Pilots in 1992.

Butler was born on July 23, 1966, in Alexandria, La., and is married to the former Melissa Borrel. The couple has two daughters, Caitlyn (12) and Kendyll (8).





ASSISTANT COACH DAVE JORN



31
DAVE JORN
Pitching Coach
14th Season

Beginning his 14th overall season with the Razorbacks, Dave Jorn has made a lasting and profound impression on the baseball program. In his second stint with Arkansas, Jorn is beginning his eighth season as the pitching coach with head coach Dave Van Horn.

Jorn's unmistakable impact on the Razorback baseball program can not only be seen on the pitcher's mound but in the locker room and on the draft boards of every Major League Baseball team.

During two assistant coaching stints in Fayetteville, Jorn has been a part of 544 wins, four trips to the College World Series and 12 NCAA tournament berths. In addition, the Hogs have enjoyed eight 40-win seasons, two 50-win campaigns and his Razorback pitchers have tossed five no-hit games.

Jorn returned to Arkansas in 2003 after a 14-year career in Major League Baseball as a coach for the New York Mets, New York Yankees and Arizona Diamondbacks. Prior to working in the pros, he spent six years with the Razorbacks under legendary Razorback head coach Norm DeBriyn. In his second tour of duty with the Razorbacks, he has revived Arkansas' pitching fortunes once again.

Jorn's 2007 starting rotation was possibly the best three-man rotation in college baseball and one of the best in school history. Nick Schmidt, who garnered All-America honors for the second-consecutive season, anchored a rotation that included junior college transfers Jess Todd and Duke Welker. The trio combined for 27 wins, 315 innings, a .217 opponent batting average and 319 strikeouts.

Under Jorn's guidance, Schmidt finished his three-year Razorback career as one of the most-decorated players to ever don an Arkansas uniform. His 11-3 record and career-low 2.69 ERA in 2007 cumulated a career that produced a 28-8 record, 2.83 ERA and a school record 345 strikeouts. Schmidt also earned Southeastern Conference Pitcher of the Year honors in 2006.

Schmidt was drafted in the first round of the 2007 Major League Baseball Draft by the San Diego Padres with the 23rd overall selection. He became the first Razorback to be drafted in the first round since 1999 and just the fourth first-rounder in school history.



The Jorn family (L to R): Melinda, Maggie, Dave and Molly

JORN PERSONAL FILE

Date of Birth:	Oct. 2, 1954
Wife:	Melinda
Children:	Christina; Molly and Maggie
Alma Mater:	Southeast Missouri State • 1981
Head Coaching Experience:	Staten Island Yankees - A (Yankees) • 2001 South Bend Silver Hawks - A (Diamondbacks) • 2000
Assistant Coaching Experience:	Arkansas • 2003-present New York Yankees Scout • 2001-02 South Bend Silver Hawks - A (Diamondbacks) • 1999-2000 Lethbridge, Alberta - R (Diamondbacks) • 1998 Columbia Bombers - A (Mets) • 1997 Kingsport Mets - A (Mets) • 1995-96 Columbia Bombers - A (Mets) • 1993-94 Albany Yankees - AA (Yankees) • 1991-92 Greensboro Bats - A (Yankees) • 1990 Prince William Cannons - A (Yankees) • 1989 Arkansas • 1983-88 Lurleen B. Wallace (Ala.) Junior College • 1982
Playing Experience:	Springfield (Ill.) - AAA (Cardinals) • 1981 Little Rock (Ark.) - AA (Cardinals) • 1980 St. Petersburg (Fla.) - A (Cardinals) • 1978-79 Gastonia (N.C.) - A (Cardinals) • 1977 Sarasota (Fla.) - R (Cardinals) • 1976

Jorn's trio of starting pitchers were all selected by the 82nd overall pick in the second round of the 2007 MLB Draft. Welker went with the 68th pick to the Pittsburgh Pirates while Todd was taken No. 82 by the St. Louis Cardinals. Both Schmidt and Todd were picked as first-team All-SEC selections by league coaches. Todd also earned second-team All-American honors with a 9-3 record, two saves, two complete games and 128 strikeouts that tied for the third-most in a single season in school history. During the summer of 2009, Todd was called up by the St. Louis Cardinals to join the big-league team.

Jorn's 2007 staff became just the third Arkansas pitching staff in the last 16 years to have an ERA below 4.00. All three of those teams have been under the guidance of Jorn, including the 2004 staff that



posted a 3.87 ERA and the 2006 group whose 3.64 ERA was the lowest since 1990.

The Hogs' 2007 pitchers recorded a school record 565 strikeouts in 569 innings of work for 8.9 strikeouts per nine innings that ranked fifth nationally. The staff also garnered a 2.58 strikeout-to-walk ratio and held opponents to a .249 batting average. The 2006 staff, led by Schmidt, posted the 12th-best team ERA (3.64) in school history. It was the lowest ERA in 15 years. The last Hogs' staff to post a better ERA was the 1991 team that had a 3.59 ERA.

In 2006, Schmidt finished 9-3 with 145 strikeouts and was named the league's top pitcher by the coaches. His 145 strikeouts were also the second-most in a single season in Arkansas history. Jorn also molded lefty Devin Collis into one of the league's top closers, finishing with nine saves. Shaun Seibert also came into his own under Jorn's guidance, posting a 2.79 ERA that ranked second in the SEC.

In 2005, Arkansas posted a 4.05 ERA and rode the strong arms of Charley Boyce and freshman All-American Schmidt to 39 wins and a NCAA Regional berth. Seibert and Schmidt were both named to the Collegiate Baseball Freshman All-America team for their standout efforts. In 2004, the Hogs claimed a share of the SEC overall title and advanced to the College World Series for the first time in 15 seasons. Under Jorn's guidance, Razorback hurlers posted the lowest team ERA since 1991 with a 3.87 mark. Jorn helped Boyce post a 10-3 record and a 3.20 ERA in 2004, while part-time starter Jay Sawatski also posted a 10-3 record with a 3.38 ERA. The Hogs' bullpen was equally effective under Jorn's instruction in 2004 as the relievers recorded a 3.72 ERA with a 25-11 record and 16 saves, one shy of tying the team record of 17.

Jorn first served as the Hogs' pitching coach from 1983-88. During Jorn's time on DeBriyn's staff, Arkansas posted a record of 268-108 (.713), competed in five NCAA Regionals and earned trips to the 1985 and the 1987 College World Series. Six different Razorback pitchers earned All-Southwest Conference honors during that span including Kevin Campbell ('84), Tim Deitz ('85), Bobby Edwards ('87, '88), Fred Farwell ('85), Steve Parker ('86) and Tim Peters ('87).

Van Horn and Jorn coached together on the UA staff from 1985-88. Van Horn was a graduate assistant while Jorn was in the midst of his first stint as UA's pitching coach.

Jorn left the Razorback program in January of 1989 to work in player development in the New York Yankees' minor league system. He was the pitching coach at Class A Prince William, Va., in the Carolina

League in 1989, helping the Cannons to a league title. Jorn then served in the same position in the Class A South Atlantic League in Greensboro, N.C., in 1990. He then spent two years (1991-92) as the pitching coach at the Yankees' Class AA affiliate in Albany, N.Y., helping them to a league championship in 1991.

He joined the New York Mets' organization in 1993 and worked with their Class A South Atlantic League affiliate in Columbia, S.C., in 1993-94. Jorn transferred to Kingsport, Tenn., to serve as pitching coach for the Mets in the Class A rookie league from 1995-96, winning a league title in 1996. He then returned to Columbia, S.C., for the 1997 season.

In 1998, he was hired by the Arizona Diamondbacks and worked as the pitching coach in Lethbridge, Ontario, Canada, in the organization's short season Class A league club in the Pioneer League.

Jorn spent the next two seasons (1999-2000) with the Diamondbacks' Class A Midwest League affiliate in South Bend, Ind. He served as the pitching coach in 1999 before being elevated to the role of manager in 2000.

Jorn rejoined the Yankees' organization in 2001 as a scout covering the Midwest. He was responsible for scouting in the states of Arkansas, Kansas, Missouri, Nebraska, North Dakota and South Dakota. Following the 2001 draft, he managed the Yankees' Class A short season team playing in the New York-Penn League in Staten Island, N.Y.

Prior to his initial tenure at Arkansas, he was the pitching coach at Lurleen B. Wallace (Ala.) Junior College for one season.

Jorn and Melinda Gatling were married in April 2007. They have two daughters, Molly Kuhl (24), who was married to Kaleb Kuhl in December 2009, and Maggie Gatling (17). Jorn also has a daughter, Christina, and twin grandchildren Kellen and Alexis (7).





CLAY GOODWIN

Director of Baseball Operations
Third Season

Once the foundation of a stellar Razorback infield, Clay Goodwin is now the cornerstone of an even better Razorback coaching staff as he starts his third season with the Arkansas coaching staff as its Director of Baseball Operations.

In his capacity as the Director of Operations, Goodwin coordinates many of the behind-the-scenes aspects of the Razorback baseball program as he works in conjunction with the Arkansas coaching staff. Some of his duties include acting as an on-campus recruiting official, coordinating all official and unofficial visits to Arkansas' campus, assisting with team travel and ordering inventory of all equipment needs.

Prior to his appointment to Director of Operations, Goodwin spent the 2006 season as the Diamond Hogs' fifth-year student assistant coach. He assisted the UA coaching staff with practices, day-to-day administrative duties and on game days. He helped hitting coach Todd Butler with hitting instruction while assisting with the Hogs' infield. He then served as a team manager for Arkansas during the 2007 season.

Goodwin was an outstanding player for the Razorbacks over four seasons and because of that his name is littered throughout the Arkansas record book. An excellent defensive third baseman, he was also known to have an effective bat as he finished his career with a .297 average, 49 doubles, 12 home runs and 127 RBI. At the conclusion of his four years, he ranked eighth in career at bats (750), tied for ninth in career hits (223) and tied for fifth in career singles (157). Goodwin appeared in 202 games as a Razorback, making 193 starts.

He hit a team-best .332 as a sophomore and followed that with a team-leading .319 average as a junior. His run production spiked as a senior with a career-best five home runs, 17 doubles and 42 RBI. He also finished his career with a .934 fielding percentage at third base and 408 assists.

Goodwin was born on Oct. 1, 1981, and graduated from the University of Arkansas in May of 2005 with a degree in kinesiology. He completed his master's degree in the fall of 2006 at the University of Arkansas in workforce development. Goodwin is married to the former Jill Johnson.

GOODWIN PERSONAL FILE

Date of Birth:	October 1, 1981
Wife:	Jill
Alma Mater:	Arkansas • August 2005
Director of Baseball Operations	Arkansas • August 2007-pres.
Coaching Experience	Arkansas • August 2005-June 2006
Playing Experience:	Arkansas • 2002-05



KELLY MOORE

Secretary/Camp Coordinator
Seventh Season

Kelly Moore is in her seventh year working for Coach Dave Van Horn in the Arkansas Baseball Office and her ninth year working for the University of Arkansas Athletic Department.

Her duties include coordinating team travel, administration of the equipment budget, organizing the recruiting databases and the day-to-day operations of the baseball office.

A native of Fort Smith, Ark., Moore also serves as the coordinator for the very successful Dave Van Horn Razorback Baseball Camps.

Born August 10, 1978, she holds a bachelor's degree in adult education from the University of Arkansas and is married to Max Moore, a native of Fayetteville, Ark. The couple has two children, Maddux (2) and Addi Grace (eight months).





Chris Curry enters his second season as the Razorbacks' volunteer assistant coach, bringing a wealth of experience to the position. Curry comes to Arkansas after spending one season as an assistant coach at Arkansas Tech, three years as an assistant coach and seven years in the minor leagues.

His duties with the Razorback coaching staff include working with the Arkansas catchers and assisting hitting coach Todd Butler with the Razorbacks at the plate. He is also slated to resume his duties as first base coach for the Hogs and assist with the organization and implementation of daily practices.

Under Curry's guidance during the 2009 season, the Razorback catchers led the Southeastern Conference in runners caught stealing. Arkansas wiped away 34 potential stolen bases, five more than the next team. It was a drastic improvement for the Razorbacks who just the previous season before Curry's arrival finished last in the category among SEC teams.

Curry had three years of collegiate coaching experience prior to joining the Razorbacks. He was a very successful assistant coach at Arkansas Tech during the 2008 season as he worked with the Wonder Boy hitters and catchers. His coaching helped Arkansas Tech raise its team batting average 26 points over the previous season to a robust .311 and was instrumental in the development of Jantzen Black who won the Gulf South Conference batting title in 2008.

Prior to his stop in Conway, Curry was an assistant coach for the 2006-07 academic year after ending a seven-year professional career with the Chicago Cubs and San Francisco Giants organizations. During his stint as a professional, Curry worked his way up to the triple-A level with the Cubs between 1999 and 2002 then moved on to the Giants where he played in double-A until the 2005 season. His final season in a professional uniform came during the 2006 season as a member of the independent Northern Leagues' Gary Southshore Railcats where he was an All-Star in his one season.

A native of Conway, Ark., Curry was an all-state pitcher and catcher for Conway High School. He set 10 hitting and catching records with the Wampus Cats between 1994-96. Upon his graduation from Conway, Curry spent two years at Meridian Community College before attending Mississippi State University where he led all SEC catchers in fielding percentage during the 1999 season. Curry left the Bulldogs after getting drafted in the ninth round of the Major League Baseball 1999 first-year player's draft.

Curry was born on Nov. 17, 1977, and is married to the former Chassity Cossey of Hamburg, Ark.

CURRY PERSONAL FILE

Date of Birth:	November 17, 1977
Wife:	Chassity
Alma Mater:	Arkansas Tech • 2008
Assistant Coaching Experience:	Arkansas Tech • 2008 Hendrix College • 2006-07
Playing Experience:	Northern League • 2006 Norwich (Conn.) – AA (Giants) • 2003-05 Des Moines (Iowa) – AAA (Cubs) • 1999-2002 Mississippi State • 1999



Masa Abe
Graduate Assistant
Athletic Trainer



Trey Baughtman
Manager



Luke Davis
Turf Manger
Baum Stadium



Dave England
Head Athletic
Trainer



Justin Johnson
Academic
Coordinator



Pat Kelly
Public Address
Announcer



Andrew Pritchard
Manager



Matt Shanklin
Assoc. Athletic Director
Marketing



Cliff Springston
Manager



Mike Strouhal
Strength Coach



RAZORBACK DIAMOND DOLLS

Under the supervision of coordinator Sarah Maland, the University of Arkansas Diamond Dolls are a select group of young women who devote countless hours to the Razorback baseball program. The Diamond Dolls' duties include selling scorecards, assisting with on-field promotions and serving as bat girls.



Callie Aday



Kasarah Barron



Eryn Blatt



Ally Broyles



Haley Burkert



Jordan Douglas



Brooke Ellis



Kara Goetz



Kelsey Gray



Ashley Hilborn



Amanda Hobbs



Jennifer Kurtz



Kelsey Litchenburg



Michele McWhorter



Caroline Mertens



Calli Reasnor



Johanna Sawatski



Megan Shirley



Danielle Spoon



Mia Vaughn



Lauren Waldrup



Kathryn Ward




Katie Willis



Ashton Witt



Sarah Maland
Coordinator




The RBI Girls have entertained Razorbacks baseball fans since the 1997 season, performing dance routines and leading cheers from the tops of the dugouts prior to all home games and between innings. They have become an integral part of the game day experience at Baum Stadium.



Kylie Bell



Meagan Binns




Lacie Coburn



Emily Corbin




Danelle Heaggans



Brittany Lyon




Baillie Moler



Ashley Rowell




Maurie Vaughn





Whitney Woloshyn




Rachel Wray



Kelsey Wren





12

BO BIGHAM

Infielder

R/R • 5-11 • 170

Sophomore

Texarkana, Ark.
(Arkansas HS)**Career Highs**

Category	Highs	Opponent (last time)	Date
At Bats	5	4x (vs. No. 6 Virginia)	6/17/09
Runs	2	2x (vs. No. 9 Okla.)	5/30/09
Hits	3	at No. 5 Florida St.	6/6/09
RBI	2	2x (at No. 5 Florida St.)	6/6/09
HR	1	La.-Monroe	4/14/09
BB	2	2x (vs. No. 9 Okla.)	5/30/09
SB	1	4x (vs. No. 9 Florida)	5/22/09
K	2	vs. No. 24 Wash. St.	5/29/09

2010 Outlook

Will start at second base ... gained great experience last season during Arkansas' run through the postseason ... Confidence has grown ... Leading candidate to hit leadoff.

2009 (Freshman)

Named to the SEC All-Tournament Team after batting .400 and providing the Razorbacks with a spark in the lineup ... Batted .417 at NCAA Norman Regional with five hits, three runs scored, his first career triple and two walks ... Batted .421 through the Super Regional with eight hits and six runs ... Scored the Razorbacks' first run against Virginia in the College World Series ... Had a pair of hits in four games in Omaha ... Started 18 games for the Hogs including all 13 postseason contests... Batted .280 in limited plate appearances as he was the back-up second baseman to a fifth-year senior ... Hit his first home run as a Razorback against La.-Monroe on April 14, 2009 ... Was 2-4 in his first game against Valparaiso on March 3 ... Was successful in all four stolen base attempts ... Against No. 9 Florida at the SEC Tournament he went 2 for 3 in the second game between the two schools with a career best two runs scored and a stolen base.

Summer Baseball

Played for the American Legion Indians prior to attending Arkansas.

Arkansas High School

A two-time all-state player ... Batted better than .430 in each of his four years of high school ... As a sophomore hit a career high .532 with three home runs, 38 RBI and 27 stolen bases ... Hit .500 as a junior with 43 RBI...Led his team to a state championship ... Capped his prep career with a .460 average ... Had career highs for home runs (10) and RBI (50) ... Also played football and was named all-state twice.

Personal


Bigham is the son of Mike and June Bigham ... has two siblings, Dylan and Ginger ... majoring in business.





Bigham's Career Statistics

Year	Avg	GP	GS	AB	R	H	2B	3B	HR	RBI	TB	SLG%	BB	HBP	SO	GDP	OB%	SF	SH	SB	ATT	PO	A	E	FLD%
2009	.280	30	18	75	16	21	2	1	1	6	28	.373	13	0	15	1	.386	0	1	4	4	32	56	2	.978
TOTAL	.280	30	18	75	16	21	2	1	1	6	28	.373	13	0	15	1	.386	0	1	4	4	32	56	2	.978



32

MIKE BOLSINGER

Right-Handed Pitcher

R/R • 6-2 • 212

Senior

McKinney, Texas

(North HS/Grayson [Texas] CC)

Career Highs

Category	High	Opponent (last time)	Date
Innings Pitched	6.0	at No. 28 S. Carolina	4/5/09
Hits	6	3x (vs. Vanderbilt)	5/23/09
Runs	5	2x (Vanderbilt)	4/11/09
Earned Runs	4	3x (vs. Vanderbilt)	5/23/09
Walks	4	Florida	3/14/09
Strikeouts	8	California	3/8/09

2010 Outlook

Will be given opportunity to start at beginning of the season ... Likely No. 2 or 3 weekend starter ... Rested during the fall season after stacking up innings late in 2009 season and summer ... Could still be used in middle relief and closing roles.

2009 (Junior)

Second on the Razorbacks in appearances with 30 ... Led the club in opponent batting average at .201 ... In 69.1 innings, he allowed 23 earned runs and struck out 79 for a 2.99 ERA ... One of the most experienced arms out of the bullpen ... Pitched in three of Arkansas' four games in the College World Series ... Picked up a save in CWS opener against No. 3 Cal St. Fullerton ... pitched the final three innings of the game ... Was the Razorbacks' second pitcher on the mound in 4-3 win over Virginia ... Struck out five and allowed one run in three innings of work ... Battled mono during preseason ... In his second appearance he tossed 4.1 innings against California out of the bullpen, striking out a career-best eight batters ... Earned the first save of his career against Mississippi St., tossing two innings of no-hit baseball ... In the series at No. 28 South Carolina he made two appearances and pitched 8.2 innings allowing just one run on three hits and striking out nine ... Against No. 9 Florida at the SEC Tournament he threw 4.1 innings in relief in game one and allowed no runs on one hit while striking out five for his fourth win of the season ... Pitched in two games at the NCAA Norman Regional and did not allow a run over 4.1 innings, gave up three hits, struck out five and earned the win in the game with No. 24 Washington St.

2008 (Sophomore)

Appeared in 15 games ... Tied for second on the team with four wins against just one loss ... Posted a 3.73 ERA over 31.1 innings ... Led Razorback relievers with 39 strikeouts for an average of 1.25 per inning ... Walked just 12 for a 3.25 strikeout to walk ratio ... Opponents hit .268 against him ... Missed the middle portion of the season to injury but was key to Arkansas' run to the postseason down the stretch as a reliable arm in the bullpen ... Was 3-1 in SEC play with 18 strikeouts in 14.2 innings ... Against Pepperdine in the NCAA Regional, threw 2.2 innings of relief and allowed no runs.

Grayson County Community College

Posted a 6-1 record with a 2.93 ERA over 46 innings as a freshman ... Struck out 48 in 10 appearances, nine starts, walking 24 ... Led Grayson to its sixth conference championship in 10 years.

Summer Baseball

Returned to the McKinney Marshals of the Texas Collegiate League after resting and weighing options after being drafted ... Also pitched for the McKinney Marshals of the Texas Collegiate League in the summer of 2008 ... Named the TCL's Pitcher of the Year after posting a 2.80 ERA over a team leading 45 innings ... Went 2-2 over eight starts and held opponents to a .161 average with just 26 hits ... Struck out 56, second in the TCL, while walking just 20 in leading his squad to the best record in the league.

North McKinney High School

Pitched and played right field for the Bulldogs ... As a senior earned second-team all-state honors with an 8-2 record on the mound and a .341 batting average ... Struck out 116 his final season and recorded a 1.66 ERA ... His junior season he earned a 7-2 record and a 2.30 ERA.

In the Draft

2006 – Cleveland Indians, 34th round (1,031)

2009 – Oakland Athletics, 33rd round (993)

Personal

Bolsinger is the son of John and Mary Bolsinger ... has one brother, Johnny ... posted a 4.0 GPA as a senior at North McKinney High School ... majoring in communications.





Bolsinger's Career Statistics

Year	Avg	GP	GS	AB	R	H	2B	3B	HR	RBI	TB	SLG%	BB	HBP	SO	GDP	OB%	SF	SH	SB	ATT	PO	A	E	FLD%
2008	.000	0	0	0	0	0	0	0	0	0	0	.000	0	0	0	0	.000	0	0	0	0	3	6	0	1.000
2009	.000	0	0	0	0	0	0	0	0	0	0	.000	0	0	0	0	.000	0	0	0	0	2	10	3	.800
TOTAL	.000	0	0	0	0	0	0	0	0	0	0	.000	0	0	0	0	.000	0	0	0	0	5	16	3	.875

Year	ERA	W	L	App	GS	CG	SHO	CBO	SV	IP	H	R	ER	BB	SO	2B	3B	HR	BF	B/Avg	WP	HBP	BK	SFA	SHA
2008	3.73	4	1	15	1	0	0	0	0	31.1	33	18	13	12	39	3	0	3	144	.268	4	7	0	1	1
2009	2.99	6	4	30	1	0	0	1	2	69.1	53	28	23	28	79	7	0	7	296	.205	2	4	0	2	3
TOTAL	3.22	10	5	45	2	0	0	1	2	100.2	86	46	36	40	118	10	0	10	440	.225	6	11	0	3	4


18
TIM CARVER

Infielder

R/R • 5-11 • 175

Sophomore

 Fayetteville, Ark.
(Fayetteville HS)

Career Highs

Category	Highs	Opponent (last time)	Date
At Bats	5	Mississippi St.	4/27/09
Runs	3	Mississippi St.	4/27/09
Hits	2	3x (No. 9 Ole Miss)	5/16/09
RBI	2	3x (at No. 1 Georgia)	4/17/09
HR	-	-	-
BB	1	5x (No. 9 Ole Miss)	5/14/09
SB	1	Mississippi St.	4/29/09
K	2	vs. Vanderbilt	5/23/09

2010 Outlook

Involved in best battle for starting spot at shortstop ... Versatile player ... May play different positions during the year to keep his bat in the lineup ... Had five hits and scored three runs during the Fall World Series.

2009 (Freshman)

One of Arkansas' best infield defenders, he was able to play second, shortstop or third base ... As a redshirt freshman, he was for his glove work, came through with several big hits ... Batted .237 through the SEC Tournament and had three multi-hit games ... He started 24 games, mostly at third base as a platoon player with Zack Cox, and had a season best six-game hitting streak between April 8 and April 25 ... Against No. 1 Arizona St., he provided the lone game-winning hit of his career, a two RBI single in the fifth inning to lead the Hogs to an 8-7 victory ... Provided two RBI and scored a run at the SEC Tournament against No. 9 Florida while also delivering on two sacrifice attempts including a squeeze play ... Appeared in two of Arkansas' College World Series games.

2008 (Redshirt)

Carver redshirted his first season at Arkansas.

Summer Baseball

Played for the Lodi Grape Sox of the Sierra Collegiate Baseball League in 2008.

Fayetteville High School

Helped Fayetteville to back-to-back state championships in 2006 and 2007 ... Two-time all-conference selection ... As a senior earned first-team all-state recognition ... Batted .412 with three home runs, 27 RBI, 31 runs scored, 15 doubles and 12 stolen bases ... Played for the West All-Stars ... Hit .357 as a junior with a team best 45 hits, 13 doubles and 32 runs scored ... Was a second baseman as a sophomore.

Personal


Carver is the son of Tim and Dyanna Carver ... has two sisters, Jenna and Jodi ... majoring in kinesiology.





Carver's Career Statistics

Year	Avg	GP	GS	AB	R	H	2B	3B	HR	RBI	TB	SLG%	BB	HBP	SO	GDP	OB%	SF	SH	SB	ATT	PO	A	E	FLD%
2009	.229	35	24	83	9	19	2	0	0	10	21	.253	5	2	15	2	.286	1	4	1	2	29	57	7	.925
TOTAL	.229	35	24	83	9	19	2	0	0	10	21	.253	5	2	15	2	.286	1	4	1	2	29	57	7	.925



7

ZACK COX

Infielder/Right-Handed Pitcher

R/R • 6-0 • 215

Sophomore

Louisville, Ky.

(Pleasure Ridge Park HS)

Career Highs

Category	Highs	Opponent (last time)	Date
At Bats	6	vs. No. 9 Oklahoma	5/30/09
Runs	3	vs. No. 9 Florida	5/20/09
Hits	4	at Oral Roberts	4/21/09
RBI	4	2x (at No. 8 S. Carolina)	4/5/09
HR	1	11x (vs. No. 9 Okla.)	5/31/09
BB	2	3x (California)	3/8/09
SB	1	Valparaiso	3/4/09
K	3	5x (vs. No. 6 Virginia)	6/17/09

2010 Outlook

Will resume starting spot at third base ... Has tremendous power ... Could see time up as high as No. 2 in the lineup ... Voted one of three team captains for the season ... Played in all four games during the Fall World Series ... Hit .267 with a double and four runs scored.

2009 (Freshman)

Louisville Slugger Freshman All-American and NCBWA Second-Team Freshman All-American as a utility player for his dual role as third baseman and pitcher ... Named to the SEC All-Tournament Team as a third baseman after batting .357 with 12 total bases, two home runs, four runs scored and four RBI ... He also earned his first career save at the SEC Tournament by pitching two scoreless innings against No. 9 Florida in a 10-7 victory ... Named to the NCAA All-Norman Regional team by batting .267 with two doubles, two home runs, four runs scored and six RBI ... Had two hits and three RBI in College World Series opener against Cal St. Fullerton ... Base hit against Virginia in the ninth inning extended the game and set the table for Brett Eibner's game-tying home run ... Started all four games—three at third and one at shortstop—and made a relief appearance in Omaha ... Batted .266 as a true freshman while also earning a record of 5-1 on the mound in 14 relief appearances ... Belted 13 home runs and 15 doubles while also ranking second on the team with two triples ... Drove in 39 runs in his first year with 11 multi-RBI games ... Came through with three game-winning hits including two in SEC play against Tennessee and South Carolina ... In the South Carolina series he drove in seven runs on three hits and had a game-winning three-run home run in the first game of the series ... In Arkansas' game at Oral Roberts he went 4-5 with a run scored, three RBI and two doubles ... At the SEC Tournament he hit what many said is the longest home run they have ever witnessed at Regions Park when he took a 3-1 fastball off the top of the 90-foot-tall scoreboard in right-center field, breaking the facing of the 'R' in the word Park ... Set Arkansas' freshman record for home runs in a season with his 12th against No. 5 Florida St. at the NCAA Tallahassee Super Regional... Baseball America's Preseason No. 4 Newcomer in the SEC and No. 5 freshman prospect ... Rivals.com preseason top 10 impact freshman.

Summer Baseball

During the summer of 2009, played for the Cotuit Kettleers in the Cape Cod League ... Named to the West All-Star Team ... Won MVP honors during the All-Star Game after a pair of RBI hits and a run scored ... Batted .344 in 23 games with the Kettleers ... Named the No. 6 prospect in the league ... Played for the Midland Redskins on Cincinnati, Ohio, prior to attending Arkansas ... Led the team to a runner-up finish in the Connie Mack World Series.

Pleasure Ridge Park High School

Under Armour All-American, Rawlings All-American and Louisville Slugger All-American ... Batted .449 while at Pleasure Ridge Park with 33 home runs ... On the mound was 38-3 with a 1.03 ERA and 495 strikeouts over 300 innings ... Mr. Baseball in Kentucky as a senior ... MVP of the state tournament ... As a junior was named all-state and was the Louisville Slugger Player of the Year ... Led the Panthers to three straight No. 1 rankings in Kentucky and as a senior his team was No. 8 in the country

In the Draft

2008 – Los Angeles Dodgers, 20th round (607)

Personal

Cox is the son of Jim and Sandra Cox ... has one brother, Madison ... majoring in kinesiology.





Cox's Career Statistics

Year	Avg	GP	GS	AB	R	H	2B	3B	HR	RBI	TB	SLG%	BB	HBP	SO	GDP	OB%	SF	SH	SB	ATT	PO	A	E	FLD%
2009	.266	57	49	199	41	53	15	2	13	39	111	.558	20	4	65	2	.345	0	2	1	3	23	69	8	.920
TOTAL	.266	57	49	199	41	53	15	2	13	39	111	.558	20	4	65	2	.345	0	2	1	3	23	69	8	.920

Year	ERA	W	L	App	GS	CG	SHO	CBO	SV	IP	H	R	ER	BB	SO	2B	3B	HR	BF	B/Avg	WP	HBP	BK	SFA	SHA
2009	4.82	5	1	14	0	0	0	0	1	18.2	24	17	10	3	15	3	1	2	88	.296	1	4	1	0	0
TOTAL	4.82	5	1	14	0	0	0	0	1	18.2	24	17	10	3	15	3	1	2	88	.296	1	4	1	0	0



24

BRETT EIBNER

Outfielder/Right-Handed Pitcher

R/R • 6-4 • 210

Junior

Houston, Texas
(The Woodlands HS)**Career Highs**

Category	Highs	Opponent (last time)	Date
At Bats	6	S. Dakota St.-2	3/5/08
Runs	3	Auburn	4/6/08
Hits	5	S. Dakota St.-2	3/5/08
RBI	6	S. Dakota St.-2	3/5/08
HR	2	2x (No. 9 Oklahoma)	4/28/09
BB	3	2x (at No. 5 Florida St.)	6/6/09
SB	1	2x (Georgia)	3/15/08
K	4	Kansas	2/25/09

2010 Outlook

Will resume his starting role in center field ... Also expected to be part of weekend lineup ... Has made some adjustments at the plate ... Could translate into best offensive season of career ... Did not pitch in the fall season to rest an injury sustained during the summer.

2009 (Sophomore)

Hit one of the most memorable home runs in program history with his game-tying two-run shot in the top of the ninth against No. 6 Virginia in the College World Series ... In three games in the lineup, he has four hits and five RBI ... SEC Pitcher of the Week on 4/20 ... Louisville Slugger National Pitcher of the Week on 4/20 ... College Baseball Foundation All-Star Lineup on 4/20 ... *College Baseball Insider* Southeast Region Player of the Week on 4/20 ... Nearly defeated Missouri State singlehandedly in Springfield when he pitched four shutout innings and belted two solo home runs to lead the Hogs to a 2-0 victory ... Notched three game-winning hits on the year ... Against California he belted his first career grand slam in a 13-3 Razorback victory ... Finished third on the team with career-best 12 home runs ... Had 34 RBI despite not hitting as well as last season ... Was 2-5 with five RBI against No. 9 Oklahoma with two home runs ... *Baseball America's* preseason No. 5 prospect in the SEC and No. 28 sophomore prospect.

2008 (Freshman)

Led the Razorbacks in RBI with 48 and was the first freshman since Jeff King in 1984 to accomplish the task ... Batted .298 and was over .300 almost the entire season ... Belted eight home runs hitting throughout the Razorback lineup and was second on the team with 95 total bases thanks to 10 doubles, two triples and eight home runs ... Played 53 of 58 games ... Seven-game hitting streak in April going 11-29 (379) with five home runs and eight RBI ... Had three game-winning hits including a fly-ball single against Tennessee on April 19 ... Went 5-6 at the plate against South Dakota St. in the second game of a double header on March 5 with six RBI ... Was the seventh-highest player drafted to attend a Division I college in 2007-08.

Summer Baseball

Played with the Wareham Gatemen of the Cape Cod League in 2009 ... Hit .240 with three home runs and was 1-0 on the mound with a 2.19 ERA ... Participated in the Cape Cod League All-Star Game Home Run Derby ... Named the No. 18 prospect in the prestigious league ... Also spent the summer of 2008 with the Gatemen of the Cape Cod League ... Drove in 18 runs and hit four home runs in his first season with a wooden bat, knocking out 24 hits ... Pitched one game over the summer and allowed one walk while striking out one over one inning.

The Woodlands High School

Hit .417 as a senior with six home runs and 15 RBI and was 5-0 on the mound with a 2.80 ERA ... Struck out 58 and had one save ... Named 15-5A first-team all-district outfielder and third-team 5A All-State by the Texas Sports Writers' Association ... Helped The Woodlands capture the 2006 5A state championship and finish No. 1 in *USA TODAY's* Super 25 baseball rankings as a junior ... Batted .254 that season with three home runs and 18 runs scored ... Was 2-0 on the mound as a junior with one save and a 0.88 ERA.

In the Draft

2007 – Houston Astros, 4th round (141)

Personal

Eibner is the son of Dan and Karole Eibner ... has two brothers, Drew and Ryan ... Drew played on Arkansas' men's golf team in 2007 ... majoring in liberal arts.





Eibner's Career Statistics

Year	Avg	GP	GS	AB	R	H	2B	3B	HR	RBI	TB	SLG%	BB	HBP	SO	GDP	OB%	SF	SH	SB	ATT	PO	A	E	FLD%
2008	.298	53	51	191	36	57	10	2	8	48	95	.497	28	7	46	1	.405	1	7	3	6	129	4	2	.985
2009	.231	45	42	147	34	34	3	1	12	34	75	.510	31	4	60	0	.375	2	1	3	8	86	16	6	.944
TOTAL	.269	98	93	338	70	91	13	3	20	82	170	.503	59	11	106	1	.392	3	8	6	14	215	20	8	.967

Year	ERA	W	L	App	GS	CG	SHO	CBO	SV	IP	H	R	ER	BB	SO	2B	3B	HR	BF	B/Avg	WP	HBP	BK	SFA	SHA
2008	4.50	3	1	11	3	0	0	0	0	24.0	25	14	12	14	24	2	0	3	110	.269	2	2	0	1	0
2009	5.00	5	5	17	17	1	1	2	0	72.0	65	41	40	35	67	15	1	9	311	.246	3	7	1	2	2
TOTAL	4.88	8	6	28	20	1	1	2	0	96.0	90	55	52	49	91	17	1	12	421	.252	5	9	1	3	2



15

TJ FORREST

Right-Handed Pitcher

R/R • 6-5 • 175

Senior

Benton, La.

(Houghton HS/LSU/Bossier Parish CC)

Category	High	Career Highs	
		Opponent (last time)	Date
Innings Pitched	7.0	Western Illinois	2/27/09
Hits	8	2x (at No. 21 Alabama)	5/9/09
Runs	7	California	3/7/09
Earned Runs	5	2x (at No. 21 Alabama)	5/2/09
Walks	3	3x (No. 4 LSU-2)	5/2/09
Strikeouts	7	No. 18 Florida	3/14/09

2010 Outlook

Could be used as middle reliever or starter throughout the season ... Brings senior experience to staff ... Did not pitch during the Fall World Series

2009 (Junior)

Used mainly in the starting rotation as a junior, he also pitched well out of the bullpen for the Razorbacks ... Made two appearances in the College World Series ... Totaled 5.1 innings with three strikeouts in Omaha ... Allowed just three earned runs in his first two starts of the season only to get no decisions including a game against Western Illinois where he pitched a career-best seven innings ... Picked up his first career win against No. 18 Florida out of the bullpen by tossing 4.0 innings and allowing three runs on three hits and striking out seven ... Earned his second win against Mississippi St. in the first game of a doubleheader, going five innings and allowing one run on four hits ... Pitched well in two appearance against Georgia, going 8.0 innings total and allowing just two runs on five hits ... In six relief appearances this season, he has thrown 15 innings surrendered 15 runs on 12 hits and struck out 13.

Bossier Parish Community College

Named all-conference and all-region ... Went 9-2 for Bossier Parrish with an ERA under 1.00.

Houghton High School

Went 26-5 in three seasons ... Set a Bucs school record for lowest ERA ... As a senior was a perfect 7-0 ... Named all-state and all-conference ... Missed his junior year due to district transfer rules ... Went 12-2 for Benton High School as a sophomore ... Named all-state and all-district ... In his first season was 7-3 on the mound ... Earned all-district accolades.

In the Draft

2008 – Pittsburgh Pirates, 32nd round (954)

Personal

Forrest is the son of Tony and Debbie Forrest ... has three siblings, Kerry, Kelly and Heather ... majoring in sociology.





Forrest's Career Statistics

Year	Avg	GP	GS	AB	R	H	2B	3B	HR	RBI	TB	SLG%	BB	HBP	SO	GDP	OB%	SF	SH	SB	ATT	PO	A	E	FLD%
2009	.000	0	0	0	0	0	0	0	0	0	0	.000	0	0	0	0	.000	0	0	0	0	3	9	3	.800
TOTAL	.000	0	0	0	0	0	0	0	0	0	0	.000	0	0	0	0	.000	0	0	0	0	3	9	3	.800

Year	ERA	W	L	App	GS	CG	SHO	CBO	SV	IP	H	R	ER	BB	SO	2B	3B	HR	BF	B/Avg	WP	HBP	BK	SFA	SHA
2009	5.99	2	6	17	11	0	0	0	0	67.2	70	54	45	27	48	9	3	10	308	.268	2	12	0	1	7
TOTAL	5.99	2	6	17	11	0	0	0	0	67.2	70	54	45	27	48	9	3	10	308	.268	2	12	0	1	7



25
COLLIN KUHN
 Outfielder/Infielder
 R/R • 5-11 • 190
 Sophomore
 Beaver Dam, Wis.
 (Beaver Dam HS)

Category	Highs	Career Highs	
		Opponent (last time)	Date
At Bats	5	4x (vs. No. 9 Okla.)	5/30/09
Runs	4	2x (at Auburn)	3/21/09
Hits	3	Florida	3/14/09
RBI	3	at No. 21 Alabama	5/9/09
HR	2	at No. 21 Alabama	5/9/09
BB	3	Valparaiso	3/4/09
SB	2	at Auburn	3/21/09
K	3	vs. No. 9 Oklahoma	5/30/09

2010 Outlook

Projected as the starting left fielder but can play anywhere in the outfield ... Will play center when Brett Eibner is pitching ... Gained a lot of experience last season

2009 (Freshman)

SEC Freshman of the Week on 3/16 ... Batted .353 over four games against Centenary and then-No.18 Florida, leading the Hogs against the Gators with a .429 average, a team-leading six hits and scored four runs ... Started one game in the College World Series and came off the bench in the other three ... Scored a run... Was tremendous in the field playing all three outfield positions and had five outfield assists on the year ... In the Auburn series, he had three outfield assists including two in one game making him the first Razorback since Blake Parker in 2004 to accomplish the feat ... Posted a five-game hitting streak between the Florida and Nebraska series then exceeded the streak with a six-game stretch in mid May ... In the Alabama series, he went 4-11 with five runs scored and four RBI including three home runs (the first long balls of his career).

2008 (Redshirt)

Kuhn redshirted his first season at Arkansas.

Summer Baseball

Returned to the Northwoods League in 2009 but suited up for the Green Bay Bullfrogs this time around ...Hit .250 in 31 games... Totaled 28 hits, 20 runs, 15 RBI, six doubles and a triple ... Played for the Duluth Huskies of the Northwoods League in 2008 ... Batted .252 in 52 games with a .407 on-base percentage ... Had nine stolen bases and 19 RBI.

Beaver Dam High School

Earned all-state and regional All-America honors by the American Baseball Coaches Association ... As a senior batted .534, second highest in school history ... Scored 26 runs and drove in 24 with three doubles and three home runs ... first-team all-state ... Was second-team All-District Six as a junior ... Batted .438 with a home run and 16 RBI in 12 conference games ... Posted a .656 slugging and .578 on-base percentage.

Personal

Kuhn is the son of Mitch and Karen Kuhn ... has one sister, Cierra ... majoring in kinesiology.





Kuhn's Career Statistics

Year	Avg	GP	GS	AB	R	H	2B	3B	HR	RBI	TB	SLG%	BB	HBP	SO	GDP	OB%	SF	SH	SB	ATT	PO	A	E	FLD%
2009	.256	59	48	172	39	44	7	2	3	19	64	.372	19	12	41	2	.369	0	8	11	13	94	5	3	.971
TOTAL	.256	59	48	172	39	44	7	2	3	19	64	.372	19	12	41	2	.369	0	8	11	13	94	5	3	.971



27

JAMES McCANN

Catcher

R/R • 6-3 • 205

Sophomore

Santa Barbara, Calif.
(Dos Pueblos HS)**Career Highs**

Category	Highs	Opponent (last time)	Date
At Bats	5	2x (vs. No. 3 CS Fullerton)	6/13/09
Runs	3	vs. No. 9 Oklahoma	5/30/09
Hits	3	2x (vs. No. 6 Virginia)	6/17/09
RBI	2	4x (at No. 5 Florida St.)	6/6/09
HR	1	at No. 21 Alabama	5/9/09
BB	2	Nebraska	3/14/09
SB	-	-	-
K	3	at Missouri St.	3/31/09

2010 Outlook

Will assume the starting catcher spot ... Has made strides at the plate ... Shown the ability to be good contact hitter while being a tough out ... Tremendous arm behind the plate ... Voted one of three team captains for the season.

2009 (Freshman)

Named to NCAA All-Norman Regional Team ... Played in three games, starting two and hit .333 with a double and two RBI and throwing out one base stealer ... Equaled career high with three hits against Virginia in the College World Series ... Started all four games behind the plate for Arkansas in Omaha with at least one hit in each game ... Developing as a catcher, he has a tremendous arm and is quick with his release which has helped him throw out 15 would-be base stealers this season ... Gunned down four base stealers in the No. 1 Arizona St. series including three in one game ... Started 35 games with 49 total games played ... Had a season best three-game hitting streak in early March with three hits, three runs scored and two RBI ... Hit the first home run of his career at No. 21 Alabama on May 9, an opposite field shot over the right-center field wall.

Summer Baseball

Played for the Midland Redskins on Cincinnati, Ohio, prior to attending Arkansas ... Led the team to a runner-up finish in the Connie Mack World Series.

Dos Pueblos High School

Three-time first-team all-league ... All-CIF Southern Section Honorable Mention as a senior ... Batted .407 over his four-year prep career ... As a senior batted .442 with three home runs and 25 RBI ... Hit .391 as a junior with 21 RBI and led Dos Pueblos to the Channel League Championship ... Won his first Channel League title as a freshman.

In the Draft

2008 – Chicago White Sox, 31st round (930)

Personal

McCann is the son of Jim and Carla McCann ... has one brother, Michael ... majoring in kinesiology.





McCann's Career Statistics

Year	Avg	GP	GS	AB	R	H	2B	3B	HR	RBI	TB	SLG%	BB	HBP	SO	GDP	OB%	SF	SH	SB	ATT	PO	A	E	FLD%
2009	.242	49	35	128	18	31	6	0	1	11	40	.313	6	2	24	3	.285	1	6	0	1	293	43	2	.994
TOTAL	.242	49	35	128	18	31	6	0	1	11	40	.313	6	2	24	3	.285	1	6	0	1	293	43	2	.994



14

JARROD McKINNEY

Outfielder

R/R • 6-0 • 220

Sophomore

Hughes Springs, Texas
(Hughes Springs HS)**Career Highs**

Category	Highs	Opponent (last time)	Date
At Bats	5	vs. No. 6 Virginia	6/17/09
Runs	1	8x (vs. No. 6 Virginia)	6/17/09
Hits	3	at No. 21 Alabama	5/9/09
RBI	2	at No. 21 Alabama	5/9/09
HR	-	-	-
BB	1	4x (vs. No. 5 Florida St.)	6/6/09
SB	2	at No. 21 Alabama	5/9/09
K	3	vs. No. 9 Oklahoma	5/30/09

2010 Outlook

Could start in right field ... Tremendous speed ... Great arm from the outfield ... Had four hits, five RBI and stole a pair of bases during the Fall World Series ... Showed off his arm with an outfield assist.

2009 (Freshman)

Used mainly as a pinch runner and right fielder ... Scored the game-winning run in Arkansas' 12-inning win against Virginia in the College World Series ... Was 2-for-5 against the Cavaliers ... Started 17 games for the Razorbacks including three of Arkansas' four games at the SEC Tournament and two of three at the NCAA Norman Regional ... Has been successful in seven of eight stolen base attempts ... Has two outfield assists in his last four games in the field, gunning down a Florida runner at the SEC Tournament and an Ole Miss runner on May 16 ... In the Alabama series, he started two games and went 4-7 with a run scored and two RBI ... He had a career best three-hit game in the series and also stole a career-best two bases ... Was 2-4 against Missouri St. in late March with a run scored ... Made a game-altering catch at the NCAA Norman Regional by picking off a ball that was hit over his head and slicing away from him.

Summer Baseball

Played for the Dallas D-Bats prior to arriving at Arkansas.

Hughes Springs High School

Multiple-time all-state player ... All-East Texas as a junior and senior ... District MVP as a junior and senior ... District offensive MVP as a freshman and sophomore ... Hit better than .500 in each of his four seasons at Hughes Springs ... Set Mustang single season school records for home runs and RBI.

Personal


McKinney is the son of Greg and Mary McKinney ... has two brothers, Ryan and Chad ... majoring in kinesiology.





McKinney's Career Statistics

Year	Avg	GP	GS	AB	R	H	2B	3B	HR	RBI	TB	SLG%	BB	HBP	SO	GDP	OB%	SF	SH	SB	ATT	PO	A	E	FLD%
2009	.197	33	17	61	12	12	1	0	0	5	13	.213	4	4	21	1	.290	0	2	7	8	34	3	0	1.000
TOTAL	.197	33	17	61	12	12	1	0	0	5	13	.213	4	4	21	1	.290	0	2	7	8	34	3	0	1.000



45

SAM MURPHY

Right-Handed Pitcher

R/R • 6-0 • 210

Junior

Omaha, Neb.
(Westside HS)

Category	High	Career Highs	
		Opponent (last time)	Date
Innings Pitched	6.0	Alcorn St.	4/16/08
Hits	8	Oral Roberts	4/8/08
Runs	5	Oral Roberts	4/8/08
Earned Runs	5	Oral Roberts	4/8/08
Walks	5	Oral Roberts	4/8/08
Strikeouts	6	No. 4 LSU-2	5/2/09

2010 Outlook

Experienced middle reliever ... Good fastball and slider ... Quality arm coming out of the bullpen ... Made one start during the Fall World Series ... Gave up three runs and struck out three hitters in 4.2 innings.

2009 (Sophomore)

Struggled with his command early in the season as he adopted a sidearm delivery ... Moved back to an overhand approach and was very good for the Hogs out of the bullpen ... Notched a career best six strikeouts against No. 4 LSU, pitching 3.2 innings and giving up just two hits ... Allowed one run on five hits over 3.1 innings of work against Mississippi St. ... Earned his first win in relief against No. 1 Arizona St. ... Was 3-1 on the year in 41 innings and 21 appearances ... At the SEC Tournament against No. 9 Florida, he pitched 3.1 innings to earn a victory in relief and advance the Hogs to semifinal day ... Made two appearances in the College World Series, totaling three innings ... In final outing of the season, pitched 1.2 innings against No. 1 LSU and struck out two hitters without giving up a run.

2008 (Freshman)

Started the season in the bullpen before being moved into a mid-week starter spot ... Made seven starts on the year and finished with a 3-2 record and 4.81 ERA ... In 39.1 innings struck out 21 batters ... Against No. 22 Nebraska he came out of the pen to throw five innings of two run baseball earning a chance to start ... Lost his first two starts before earning his first win against Alcorn St. when he threw six innings and allowed just one run ... Finished the season with three straight wins against Alcorn St., Mississippi Valley State and Western Illinois.

2007 (Redshirt)

Murphy redshirted the 2007 season.

Summer Baseball

Ventured to the Alaska League in 2009 to play for the Mat Su Miners ... Posted an impressive 0.95 ERA in 28.1 innings pitched, giving up just three earned runs ... Made five starts for the Miners ... Tallied a 4-2 record with 22 strikeouts and no home runs allowed ... Played for the Duluth Huskies of the Northwoods League during the summer of 2008 ... Accumulated a 1-3 record over 16 games and 39.2 innings of work holding opponents to a .221 batting average.

Westside High School

A two-time first-team All-Nebraska selection ... Honorable mention all-state in 2004 ... Honorable mention All-America ... Three-time first-team All-Metro ... Was 6-1 as a senior with a 1.20 ERA and 64 strikeouts ... Was the captain of the all-state team and pitched a complete game shutout to lead Westside to a state championship ... Was 7-1 as a junior with a 1.30 ERA and 50 strikeouts ... Recorded a 6-2 record as a sophomore with 45 strikeouts and a 1.80 ERA ... As a freshman he held a record of 1-0 with seven strikeouts and a 3.01 ERA ... Assisted Westside's capture of the state championship.

Personal

Murphy is the son of Dan and Ann Murphy ... has a sister, Molly, and a brother, Mike ... was a member of the National Honor Society ... majoring in communications.





Murphy's Career Statistics

Year	Avg	GP	GS	AB	R	H	2B	3B	HR	RBI	TB	SLG%	BB	HBP	SO	GDP	OB%	SF	SH	SB	ATT	PO	A	E	FLD%
2008	.000	0	0	0	0	0	0	0	0	0	0	.000	0	0	0	0	.000	0	0	0	0	3	4	2	.778
2009	.000	0	0	0	0	0	0	0	0	0	0	.000	0	0	0	0	.000	0	0	0	0	2	7	1	.900
TOTAL	.000	0	0	0	0	0	0	0	0	0	0	.000	0	0	0	0	.000	0	0	0	0	5	11	3	.842

Year	ERA	W	L	App	GS	CG	SHO	CBO	SV	IP	H	R	ER	BB	SO	2B	3B	HR	BF	B/Avg	WP	HBP	BK	SFA	SHA
2008	4.81	3	2	11	7	0	0	0	0	39.1	42	23	21	16	21	9	0	2	170	.286	4	2	0	3	2
2009	6.15	3	1	21	1	0	0	1	0	41.0	47	34	28	20	40	8	0	9	190	.297	3	8	0	3	1
TOTAL	5.49	6	3	32	8	0	0	1	0	80.1	89	57	49	36	61	17	0	11	360	.292	7	10	0	6	3



16

TRAVIS SAMPLE

Outfielder

L/R • 5-11 • 195

Junior

Dallas, Texas

(Lake Highlands HS/Howard JC)

Career Highs

Category	Highs	Opponent (last time)	Date
At Bats	4	4x (vs. No. 9 Florida)	5/22/09
Runs	3	Mississippi St.	3/27/09
Hits	2	3x (at Tennessee)	4/25/09
RBI	4	Mississippi St.	3/27/09
HR	1	2x (Vanderbilt)	4/11/09
BB	2	2x (vs. No. 9 Florida)	5/20/09
SB	1	Mississippi St.	3/7/09
K	2	4x (vs. No. 1 LSU)	6/15/09

2010 Outlook

In competition to be the team's designated hitter ... During the Fall World Series, he hit .313 with two doubles, four RBI and four runs scored.

2009 (Sophomore)

Used as a designated hitter the entire season ... Has had several big games including a three-RBI performance against Nebraska on March 17 and a four RBI game against Mississippi St. on March 27 ... Hit his first home run as a Razorback in the March 27 game, drawing two walks and scoring three runs ... Holds a career best hitting streak of six games ... At the SEC Tournament he produced his first game-winning hit, a double down the left-field line against No. 9 Florida which scored two runs ... Appeared in two games for the Hogs in the College World Series ... Holds a .434 on-base percentage with 14 walks and 20 hits in 30 games.

Howard Junior College

First-Team Junior College All-American ... Batted .505 with 20 home runs in 2008.

Summer Baseball

Led the Coppell Copperheads of the Texas Collegiate League with a .367 batting average ... In 12 games had six doubles, three home runs and 19 RBI ... Slugged .637 and had a .377 on-base percentage.

Lake Highlands High School

Two-time all-state ... Holds Lake Highlands single-season school records for hits, total bases and home runs ... Played in the Texas High School Baseball Coaches' Association's All-State All-Star Game ... Batted .458 as a senior with 14 home runs ... Named first team all-state ... Led the Wildcats to a second-place finish in the district and the state playoffs ... Hit .456 his junior season with four home runs ... Honorable Mention All-State ... Won a district title and advanced to the playoffs.

Personal

Sample is the son of Bob and Glenda Sample ... majoring in management.





Sample's Career Statistics

Year	Avg	GP	GS	AB	R	H	2B	3B	HR	RBI	TB	SLG%	BB	HBP	SO	GDP	OB%	SF	SH	SB	ATT	PO	A	E	FLD%
2009	.263	30	24	76	11	20	7	0	2	16	33	.434	14	1	24	3	.385	0	0	1	1	1	0	0	1.000
TOTAL	.263	30	24	76	11	20	7	0	2	16	33	.434	14	1	24	3	.385	0	0	1	1	1	0	0	1.000



33

DREW SMYLY

Left-Handed Pitcher

L/L • 6-3 • 190

Sophomore

Little Rock, Ark.

(Central HS)

Category	High	Career Highs	
		Opponent (last time)	Date
Innings Pitched	9.0	No. 9 Oklahoma	5/31/09
Hits	8	vs. No. 6 Virginia	6/17/09
Runs	4	4x (No. 9 Ole Miss)	5/16/09
Earned Runs	4	3x (No. 9 Ole Miss)	5/16/09
Walks	4	No. 1 Arizona St.	4/8/09
Strikeouts	12	No. 9 Oklahoma	5/31/09

2010 Outlook

Expected to get the ball on opening day and be the team's top starter ... Has developed a good change-up and breaking ball to go along with fastball ... Potential to put together a special season ... Struck out six in 4.1 innings during Fall World Series

2009 (Freshman)

Named to the NCAA All-Norman Regional Team ... Earned the win in Arkansas' Regional clinching game by tossing 8.1 innings of no-hit baseball, striking out a career-best 12 hitters ... Allowed just one hit in the career-long start ... Made one start in the College World Series against Virginia ... Allowed eight hits but allowed just two runs to cross the plate in 4.2 innings of work ... Struck out seven Cavalier batters before being relieved in the fifth ... Began the season as one of Arkansas' weekend starters based on injury and illness ... Was used as both a starter and reliever by midseason ... Was brilliant in his first five outings, going 2-0 with a 1.80 ERA ... Picked up wins against Valparaiso and No. 18 Florida ... Pitched six innings against No. 18 Florida and surrendered just two earned runs on seven hits ... Struggled at midseason before returning to form against Oral Roberts on May 12 where he tossed a then-career best six innings and allowed no earned runs on three hits and struck out a career best six batters ... Made 16 appearances, 14 starts, and gave up 30 earned runs on 57 hits, striking out 60 hitters ... Finished the season with the second-most starts on the team.

2008 (Redshirt)

Smyly redshirted his first season at Arkansas.

Summer Baseball

Spent the 2009 summer season with the Duluth Huskies in the Northwoods League ... Despite his 0-3 record, posted a 3.32 ERA with 44 strikeouts and just 10 walks in 40.2 innings pitched ... Made seven appearances—all starts—for the Huskies ... Opponents hit just .247 against the lefty.

Central High School

No. 16 on *Baseball America's* list of top professional prospects in the state of Arkansas in 2007 ... Two-time all-state ... As a senior was 3-1 in an injury-plagued season with a 1.27 ERA and two saves ... All-State and member of *Arkansas Democrat-Gazette's* All-Arkansas team ... Set school records for wins (10) and strikeouts (118) as a junior ... Finished 10-2 with a 1.33 ERA over 73.2 innings ... Named all-state.

Personal

Smyly is the son of Todd and Toni Smyly ... has one sister, Lindsay ... majoring in kinesiology.





Smyly's Career Statistics

Year	Avg	GP	GS	AB	R	H	2B	3B	HR	RBI	TB	SLG%	BB	HBP	SO	GDP	OB%	SF	SH	SB	ATT	PO	A	E	FLD%
2009	.000	0	0	0	0	0	0	0	0	0	0	.000	0	0	0	0	.000	0	0	0	0	1	15	3	.842
TOTAL	.000	0	0	0	0	0	0	0	0	0	0	.000	0	0	0	0	.000	0	0	0	0	1	15	3	.842

Year	ERA	W	L	App	GS	CG	SHO	CBO	SV	IP	H	R	ER	BB	SO	2B	3B	HR	BF	B/Avg	WP	HBP	BK	SFA	SHA
2009	4.66	3	1	16	14	0	0	1	0	58.0	57	37	30	25	60	9	1	6	250	.261	10	4	1	0	3
TOTAL	4.66	3	1	16	14	0	0	1	0	58.0	57	37	30	25	60	9	1	6	250	.261	10	4	1	0	3



17

ANDY WILKINS

Infielder

L/R • 6-2 • 220

Junior

Broken Arrow, Okla.
(Broken Arrow HS)**Career Highs**

Category	Highs	Opponent (last time)	Date
At Bats	6	vs. No. 9 Oklahoma	5/30/09
Runs	4	vs. No. 9 Oklahoma	5/31/09
Hits	5	vs. No. 9 Oklahoma	5/31/09
RBI	5	4x (vs. No. 3 CS Fullerton)	5/31/09
HR	2	3x (vs. No. 9 Oklahoma)	5/31/09
BB	2	11x (at No. 21 Alabama)	5/9/09
SB	1	9x (at vs. No. 1 LSU)	6/15/09
K	3	3x (California)	3/8/09

2010 Outlook

Will start at first base ... Tremendous power ... Has worked to improve defense ... Will be counted on for leadership ... Voted one of three team captains ... Gained valuable experience during summer with National Team.

2009 (Sophomore)

Named the NCAA Norman Regional's Most Outstanding player and a member of the All-Tournament Team ... Batted a sizzling .750 (12-16) at the event with five doubles, two home runs, six runs scored and 11 RBI ... Raised his season batting average 35 points at the Regional ... Hot hitting carried over into the College World Series ... In the opener against No. 3 Cal State Fullerton, was 2-for-3 with a home run and five RBI ... Set the Arkansas record for put outs in a game against No. 24 Washington St. with 20 on May 29, 2009 ... Started at first base most of the season but has also seen time at designated hitter and third base ... Led the Razorbacks with 18 doubles, 19 home runs, 58 RBI and a .638 slugging percentage ... Has three four RBI games this season including a 2-5 game at Tennessee where he hit a career-best two home runs ... Never put together a long streak but had multiple hit streaks of four and five games ... In late April, had a four-game hitting streak where he had six hits in 16 at bats with six runs scored and five RBI ... Had a streak in late February where he was 8-16 with six runs scored and 10 RBI ... More than doubled his home run total from freshman season ... Good instincts on the base paths with eight stolen bases last year ... Much improved as a fielder and was strong with a .989 fielding percentage.

2008 (Freshman)

SEC Freshman of the Week on Feb. 25 after Arkansas' opening weekend with Wright State, where he went 5 for 11 with a home run, six RBI and three runs scored ... Batted .331 for the season with 45 hits, 38 RBI, 11 doubles and eight home runs despite missing more than a month to a rib cage injury ... Second on the Razorback roster with a .558 slugging percentage and his 16 walks gave him a .391 on-base percentage ... Started 35 of 40 games, mostly at first base but did start six games at third and five as the designated hitter ... Opened his career with a six-game hitting streak, a streak he matched later in the year ... Drove in five runs against Siena on March 8, going 3 for 5 with a double and a home run ... Upon returning from his injury, went 4 for 5 against South Carolina and for the series banged out six hits in 12 at bats with three runs scored and two RBI ... Was 3 for 9 at the NCAA Stanford Regional with a run scored.

Summer Baseball

Was selected to play with the USA National Collegiate Team ... Was the only player to play in all 24 and gained 19 starts ... Hit .232 with two homes and 16 RBI using a wood bat ... Team USA defeated Germany in the championship game of the World Baseball Challenge ... Played for the Yarmouth-Dennis Red Sox of the Cape Cod League in the summer of 2008 ... Led the squad with five home runs and 26 RBI ... Batted .271 in his stint with a .450 slugging and .356 on-base percentage ... hit 10 doubles and walked 19 times in 21 games at first base.

Broken Arrow High School

Two-time all-state ... Two-time Louisville Slugger High School All-American ... *Baseball America* ranked him the No. 11 prospect out of Oklahoma ... Hit 36 home runs in his final three seasons ... As a senior batted .538 (63 for 117) with 18 doubles, a triple and 12 home runs ... Scored 52 runs and drove in 53 his final year with a .635 on-base percentage and slugged 1.017 ... Hit .496 as a junior with a school record 17 home runs and 16 doubles ... Scored 30 runs and drove in 60 ... 1.109 slugging and .519 on-base percentage ... Batted .366 as a sophomore with seven home runs.

In the Draft

2007 – Texas Rangers, 25th round (770)

Personal

Wilkins is the son of Joe and Sue Wilkins ... Has a brother, Brian Scott ... majoring in kinesiology.





Wilkins' Career Statistics

Year	Avg	GP	GS	AB	R	H	2B	3B	HR	RBI	TB	SLG%	BB	HBP	SO	GDP	OB%	SF	SH	SB	ATT	PO	A	E	FLD%
2008	.331	35	34	136	29	45	11	0	8	38	80	.588	20	0	29	0	.411	2	0	1	1	210	32	3	.988
2009	.319	65	65	235	53	75	18	0	19	58	150	.638	48	6	51	3	.442	3	1	8	9	496	54	6	.989
TOTAL	.323	100	99	371	82	120	29	0	27	96	230	.620	68	6	80	3	.431	5	1	9	10	706	86	9	.989



47

GEOFFREY DAVENPORT

Left-Handed Pitcher
 L/L • 6-1 • 175
 Sophomore
 Ft. Worth, Texas
 (Paschal HS)

Category	High	Career Highs	
		Opponent (last time)	Date
Innings Pitched	1.2	California	3/7/09
Hits	4	California	3/7/09
Runs	2	3x (at Tennessee)	4/26/09
Earned Runs	2	2x (at Tennessee)	4/26/09
Walks	1	California	3/7/09
Strikeouts	1	California	3/7/09

2010 Outlook

Possibly the most improved pitcher on the staff from a year ago ... Has gotten stronger ... Had a tremendous fall season ... Made two starts in the Fall World Series ... Totaled a team-high 12 innings pitched ... Held opposing hitters to a .244 batting average.

2009 (Freshman)

Appeared in four games ... In second appearance, recorded the final two outs of midweek opener against Valparaiso to earn first save of career ... Longest outing of the season (1.2 IP) came against California ... Finished the season with three innings of work.

Summer Baseball

Played for the McKinney Marshals in the Texas Collegiate League in 2009 ... Made five appearances with three starts ... Posted a 1-2 record with a 5.85 ERA ... Pitched 20 innings and allowed 14 runs on 16 hits with 18 strikeouts ... Held opponents to a .211 batting average ... Played for the Forth Worth Cats prior to arriving at Arkansas.

Paschal High School

Led Paschal to district championships his junior and senior seasons ... Named the district MVP as a junior ... Was the District's Offensive MVP as a senior and named all-state.

Personal

Davenport is the son of Jack Davenport and Cathy Cinatl ... has one sister, Jacklyn ... majoring in accounting.



Davenport's Career Statistics

Year	ERA	W	L	App	GS	CG	SHO	CBO	SV	IP	H	R	ER	BB	SO	2B	3B	HR	BF	B/Avg	WP	HBP	BK	SFA	SHA
2009	12.00	0	0	4	0	0	0	0	1	3.0	10	6	4	1	1	2	0	2	17	.625	0	0	1	0	0
TOTAL	12.00	0	0	4	0	0	0	0	1	3.0	10	6	4	1	1	2	0	2	17	.625	0	0	1	0	0



19

TOM HAUSKEY

Catcher

R/R • 5-11 • 190

Senior

Springdale, Ark.
(Springdale HS)**Career Highs**

Category	Highs	Opponent (last time)	Date
At Bats	4	3x (No. 9 Ole Miss)	5/14/09
Runs	1	8x (vs. 9 Florida)	5/20/09
Hits	2	2x (at No. 21 Alabama)	5/10/09
RBI	3	Siena	3/9/08
HR	-	-	-
BB	1	6x (at No. 21 Alabama)	5/10/09
SB	-	-	-
K	3	No. 9 Ole Miss	5/14/09

2010 Outlook

Team's leading pinch hitter last season ... Part of Arkansas' strong group of catchers ... Drove in a pair of runs and scored twice during the Fall World Series.

2009 (Junior)

Arkansas best pinch hitter and a solid right-handed bat off the bench ... He is 5-11 in pinch hitting situations ... Came up with a huge base hit against No. 1 Arizona St., past the first baseman on April 7 in a 7-3 Razorback victory ... His pinch hit RBI single against No. 9 Florida in the SEC Tournament was also vital to another Arkansas win ... In a designated hitter start at No. 21 Alabama, he went 2-4 with two doubles, a walk, a run scored and RBI ... Appeared in one game of the College World Series and picked up a hit in the pinch-hit situation ... Made five starts as a designated hitter and had a .308 batting average.

2008 (Sophomore)

Played a prominent role as backup catcher during the first half of the season ... Batted .238 on the season with five hits, four runs and five RBI ... Against Siena on March 9, went 1-2 at the plate with a run scored and a career best three RBI ... Coming off the bench against LSU on March 22, went 2 for 3 with a run scored and a RBI in Arkansas' improbable come-from-behind victory.

2007 (Freshman)

Batted .400 on the year, going 2-for-5 in seven games with a RBI and run scored ... Singled in his first at-bat as a Razorback ... Collected his first RBI against Illinois State as he walked with the bases loaded.

2006 (Redshirt)

Redshirted his first season with Arkansas.

Summer Baseball

Played for Springdale's Harps AAA American Legion team in the summer of 2005.

Springdale High School

A three-year starter for Springdale High School, he holds the school's record for career walks ... As a senior he hit .302 with 32 RBI and three home runs ... Hit 12 doubles and was named to the Waste Management All-Arkansas team ... Hit a career best .354 with 27 RBI, four home runs and 11 doubles as a junior ... Set a Springdale single-season record with six sacrifices and was named the team's defensive player of the year while also garnering all-conference honors ... Led the Bulldogs to a conference championship ... Batted .339 with six doubles and 12 RBI as a sophomore.

Personal

Hauskey is the son of James and Karen Hauskey ... He has one sister, Jennifer ... Jennifer was a volleyball player at Mississippi State and Central Arkansas ... is majoring in accounting and finance.

**Hauskey's Career Statistics**

Year	Avg	GP	GS	AB	R	H	2B	3B	HR	RBI	TB	SLG%	BB	HBP	SO	GDP	OB%	SF	SH	SB	ATT	PO	A	E	FLD%
2007	.400	7	0	5	1	2	0	0	0	1	2	.400	2	0	1	1	.571	0	0	0	0	1	0	0	1.000
2008	.238	15	0	21	4	5	0	0	0	5	5	.238	2	1	9	0	.333	0	0	0	0	34	0	1	.971
2009	.308	18	5	26	3	8	2	0	0	3	10	.385	2	0	8	0	.357	0	1	0	0	1	0	0	1.000
TOTAL	.288	40	5	52	8	15	2	0	0	9	17	.327	6	1	18	1	.373	0	1	0	0	36	0	1	.973



34

JEREMY HEATLEY

Right-Handed Pitcher

R/R • 6-2 • 215

Senior

Breckenridge, Texas

(Breckenridge HS/North Lake College)

Career Highs

Category	High	Opponent (last time)	Date
Innings Pitched	2.0	3x (No. 18 Florida)	3/13/09
Hits	5	No. 18 Florida	3/13/09
Runs	3	2x (No. 18 Florida)	3/13/09
Earned Runs	3	2x (No. 18 Florida)	3/13/09
Walks	3	No. 9 Oklahoma	4/28/09
Strikeouts	3	California	3/7/09

2010 Outlook

Experienced arm on the staff with ability to be used in various roles during the season ... did not participate in the Fall World Series.

2009 (Junior)

Made seven appearances for a total of 9.2 innings of work ... Came out of the bullpen exclusively ... Had a pair of two-inning stints, his long of the season ... Struck out a career-high three batters early in the season against California ... Allowed 17 hits and 10 earned runs with eight walks and seven strikeouts ... In final outing, worked around three walks and a hit to keep any runner from scoring against No. 9 Oklahoma.

Northlake College

Played one season for Northlake College ... Was a tough luck loser in conference play going 0-4 ... In 46.1 innings allowed just 20 earned runs ... Struck out 67 and walked 27.

Texas A&M-Kingsville

Played one season for Texas A&M Kingsville ... Made 26 appearances ... Led the team with six saves ... Struck out 34 ... Also played football.

Summer Baseball

Went 2-0 for the McKinney Marshals in the Texas Collegiate League ... Posted a 0.96 ERA and .155 opponent batting average.

Breckenridge High School

Earned four letters in baseball and three in both basketball and football ... Named all-district four times ... District Pitcher of the Year as a senior ... First-team all-state as a senior.

In the Draft

2008 – Boston Red Sox, 46th round (1,396)

Personal

Heatley is the son of Bill and Connie Heatley ... has one sister, Amy ... member of the National Honors Society at Breckenridge HS ... majoring in mechanical engineering.

**Heatley's Career Statistics**

Year	ERA	W	L	App	GS	CG	SHO	CBO	SV	IP	H	R	ER	BB	SO	2B	3B	HR	BF	B/Avg	WP	HBP	BK	SFA	SHA
2009	.000	0	0	0	0	0	0	0	0	0	0	.000	0	0	0	0	.000	0	0	0	0	2	2	0	1.000
TOTAL	.000	0	0	0	0	0	0	0	0	0	0	.000	0	0	0	0	.000	0	0	0	0	2	2	0	1.000

Year	ERA	W	L	App	GS	CG	SHO	CBO	SV	IP	H	R	ER	BB	SO	2B	3B	HR	BF	B/Avg	WP	HBP	BK	SFA	SHA
2009	9.31	0	0	7	0	0	0	0	0	9.2	17	11	10	8	7	4	0	2	56	.378	0	3	0	0	0
TOTAL	9.31	0	0	7	0	0	0	0	0	9.2	17	11	10	8	7	4	0	2	56	.378	0	3	0	0	0



36

SCOTT LIMBOCKER

Left-Handed Pitcher

L/L • 6-3 • 220

Junior

Overland Park, Kan.

(Blue Valley North HS)

Career Highs

Category	High	Opponent (last time)	Date
Innings Pitched	2.1	Northern Colorado	4/4/07
Hits	4	Northern Colorado	4/4/07
Runs	3	Northern Colorado	4/4/07
Earned Runs	3	Northern Colorado	4/4/07
Walks	3	2x (at Auburn)	3/21/09
Strikeouts	3	Illinois St.	3/23/09

2010 Outlook

Another quality arm available in deep bullpen ... Made two appearances in the Fall World Series.

2009 (Sophomore)

Pitched in just eight games for the Razorbacks in 2009 ... Had two outings of 1.2 innings of work including a no-run performance against Nebraska where he struck out a season-best two batters and a one-run performance against Ole Miss ... Allowed no runs to score in three of his seven appearances and never surrendered more than two runs ... Had just one outing where his control struggled ... Totaled 7.0 innings of work and gave up seven runs on nine hits ... Faced just one batter in his only appearance in the College World Series.

2008 (Redshirt)

Limbocker redshirted the 2008 season.

2007 (Freshman)

Made three appearances as a freshman ... Posted a 6.75 ERA over 5.1 innings, walking five and striking out four ... Made one start against Northern Colorado on April 4, and allowed three runs on four hits over 2.1 innings ... Also pitched against Louisiana Tech and Illinois State.

Summer Baseball

In 2009, played for the Chillicothe Mudcats in the M.I.N.K. League ... Appeared in eight games for a total of 13.1 innings pitched ... Struck out 12, gave up just four hits and did not allow an earned run ... Was on the So Cal Fire in 2008 of the Southern California Collegiate Association ... Helped the Fire to a ninth-place finish in the National Baseball Congress World Series ... Pitched for the Nevada (Mo.) Griffins of the Jayhawk Summer League in 2007.

Blue Valley North High School

As a senior Limbocker went 5-3 with a 1.05 ERA to take first-team all-state, first-team Kansas City All-Metro and first-team All-Eastern Kansas League honors ... Threw five complete games and allowed just 19 hits over 53 innings while striking out 80 ... Won five games for Blue Valley as a junior.


Personal

Limbocker is the son of Craig and Kathi Limbocker ... He has one sister, Sarah, and a brother, Ryan ... Graduated in the top-10 percent of his class at Blue Valley North ... majoring in political science.

**Limbocker's Career Statistics**

Year	ERA	W	L	App	GS	CG	SHO	CBO	SV	IP	H	R	ER	BB	SO	2B	3B	HR	BF	B/Avg	WP	HBP	BK	SFA	SHA
2007	.000	0	0	0	0	0	0	0	0	0	0	.000	0	0	0	0	.000	0	0	0	0	1	1	0	1.000
2009	.000	0	0	0	0	0	0	0	0	0	0	.000	0	0	0	0	.000	0	0	0	0	0	3	0	1.000
TOTAL	.000	0	0	0	0	0	0	0	0	0	0	.000	0	0	0	0	.000	0	0	0	0	1	4	0	1.000

Year	ERA	W	L	App	GS	CG	SHO	CBO	SV	IP	H	R	ER	BB	SO	2B	3B	HR	BF	B/Avg	WP	HBP	BK	SFA	SHA
2007	6.75	0	0	3	1	0	0	0	0	5.1	6	4	4	5	4	1	1	0	26	.286	0	0	0	0	0
2009	9.00	0	0	8	0	0	0	1	0	7.0	9	7	7	9	5	2	0	0	39	.333	2	0	0	1	2
TOTAL	8.03	0	0	11	1	0	0	1	0	12.1	15	11	11	14	9	3	1	0	65	.313	2	0	0	1	2



35

CHRISTIAN KOWALCHUK

Left-Handed Pitcher

L/L • 6-1 • 185

Senior

Saskatoon, Saskatchewan
(Seward CC)**Career Highs**

Category	High	Opponent (last time)	Date
Innings Pitched	3.2	Vanderbilt	4/10/09
Hits	3	No. 9 Oklahoma	4/28/09
Runs	2	3x (No. 9 Oklahoma)	4/28/09
Earned Runs	2	2x (No. 9 Oklahoma)	2/24/09
Walks	3	Kansas	2/24/09
Strikeouts	5	Vanderbilt	4/10/09

2010 Outlook

Valuable left hander out of deep bullpen ... Picked up the Cardinal team's only win in the Fall World Series in relief ... Made two appearances and totaled 5.1 innings pitched and four strikeouts without allowing a run.

2009 (Junior)

Used as a left-handed specialist during the early part of the season ... Pitched a career high 3.2 innings against Vanderbilt on April 10 allowing one earned run on no hits and striking out a career best five batters ... Made one appearance for Arkansas in the College World Series ... Allowed just four of 16 inherited runners to score on the year ... Was used for less than an inning in six of his 16 appearances ... Did not surrender any runs in 11 of 16 appearances.

Seward Community College

Two-time all-conference player ... Seward Freshman of the Year in 2007 ... Selected to NJCAA Freshman All-Star Team ... Helped Seward to a pair of conference championships ... Posted a 14-7 record with 3.91 ERA in 32 games.

Summer Baseball

Played for the Liberal BeeJays of the Jayhawk League ... Helped the BeeJays finish fourth at the NBC World Series.

Personal

Kowalchuk is the son of Wayne Kowalchuk ... has one sister, Lindy ... majoring in sociology.

**Kowalchuk's Career Statistics**

Year	ERA	W	L	App	GS	CG	SHO	CBO	SV	IP	H	R	ER	BB	SO	2B	3B	HR	BF	B/Avg	WP	HBP	BK	SFA	SHA
2009	.000	0	0	0	0	0	0	0	0	0	0	.000	0	0	0	0	.000	0	0	0	0	0	3	0	1.000
TOTAL	.000	0	0	0	0	0	0	0	0	0	0	.000	0	0	0	0	.000	0	0	0	0	0	3	0	1.000

Year	ERA	W	L	App	GS	CG	SHO	CBO	SV	IP	H	R	ER	BB	SO	2B	3B	HR	BF	B/Avg	WP	HBP	BK	SFA	SHA
2009	3.57	0	0	16	0	0	0	2	0	17.2	17	8	7	10	14	4	0	1	83	.258	3	3	0	2	2
TOTAL	3.57	0	0	16	0	0	0	2	0	17.2	17	8	7	10	14	4	0	1	83	.258	3	3	0	2	2



KENDALL WEHRLE

Right-Handed Pitcher/Infielder

R/R • 6-3 • 195

Sophomore

Papillion, Neb.

(Papillion-La Vista South HS)

Career Highs

Category	High	Opponent (last time)	Date
Innings Pitched	3.1	at No. 28 S. Carolina	4/4/09
Hits	4	at No. 28 S. Carolina	4/4/09
Runs	3	Valparaiso	3/4/09
Earned Runs	3	Valparaiso	3/4/09
Walks	2	at No. 28 S. Carolina	4/4/08
Strikeouts	3	2x (Missouri St.)	3/25/09

2010 Outlook

Will use 2010 as a redshirt season ... Had offseason elbow surgery.

2009 (Freshman)

Made nine appearances out of the Razorback bullpen ... Worked a career-high 3.1 innings at No. 28 South Carolina on April 4 ... Struck out three hitters on two occasions, the latest coming against Missouri State on March 25 ... Final outing of the season was a scoreless inning at Tennessee on April 26 ... Finished the year with a 4.70 ERA and 15 strikeouts in 15.1 innings pitched.

Summer Baseball


Played in the Northwoods League with the Duluth Huskies in 2009 ... Posted a 2-2 record in 25.1 innings pitched ... Appeared in 12 games with two starts ... Struck out 20 batters and carried a 3.55 ERA.

La-Vista South High School

Three-time all-state ... Batted .461 in three seasons with a .674 slugging percentage and 66 RBI at the plate ... Was 14-6 on the mound with a 3.04 ERA and 128 strikeouts ... As a senior batted .476 with 36 RBI in 34 games ... 5-3 on the mound ... first-team all-state ... Batted .484 as a junior with 44 hits in 31 games ... Earned a 4-2 record as a pitcher ... Second-team all-state by the Omaha World Herald and first-team all-state by the Lincoln Journal Star ... Hit .423 as a sophomore with 22 hits in 16 games ... 4-1 as a pitcher ... Honorable mention all-state.

Personal


Wehrle is the son of Craig and Sue Wehrle ... has one brother, Ryan ... majoring in liberal arts.



Wehrle's Career Statistics

Year	ERA	W	L	App	GS	CG	SHO	CBO	SV	IP	H	R	ER	BB	SO	2B	3B	HR	BF	B/Avg	WP	HBP	BK	SFA	SHA
2009	.000	1	0	0	0	0	0	0	0	0	0	.000	0	0	0	0	.000	0	0	0	0	1	2	0	1.000
TOTAL	.000	1	0	0	0	0	0	0	0	0	0	.000	0	0	0	0	.000	0	0	0	0	1	2	0	1.000

Year	ERA	W	L	App	GS	CG	SHO	CBO	SV	IP	H	R	ER	BB	SO	2B	3B	HR	BF	B/Avg	WP	HBP	BK	SFA	SHA
2009	4.70	0	0	9	0	0	0	1	0	15.1	12	9	8	7	15	2	0	3	66	.218	1	2	0	0	2
TOTAL	4.70	0	0	9	0	0	0	1	0	15.1	12	9	8	7	15	2	0	3	66	.218	1	2	0	0	2



21

KYLE ATKINS

Outfielder

R/R • 5-11 • 180

Redshirt Freshman

DeQueen, Ark.

(DeQueen HS)

2010 Outlook

Outstanding base runner ... Could see some time in the outfield ... Could be used as a pinch runner ... Drew a pair of walks in Fall World Series

2009 (Redshirt)

Atkins redshirted during the 2009 season.

Summer Baseball


Spent the summer of 2009 with the Brazos Valley Bombers in the Texas Collegiate League ... Had 12 hits and was second on the team with 17 walks and seven stolen bases ... Posted a .370 on-base percentage ... Played for the Nashville Patriots prior to arriving at Arkansas.

DeQueen High School

Four-year letterwinner in baseball, track and football ... Named all-conference three times ... Chosen for the all-state tournament team as a junior and senior and named all-state as a senior ... Set a DeQueen school record for stolen bases with 35 ... In track, set school record for the 100-meter dash.

Personal

Atkins is the son of Mike and Patti Atkins ... has two siblings, Molly Arnold and Ryan ... majoring in business.



29

DJ BAXENDALE

Right-Handed Pitcher

R/R • 6-2 • 175

Freshman

Jacksonville, Ark.

(Sylvan Hills HS)

2010 Outlook

Projected as the Razorbacks' closer to start the season ... Could work his way into rotation during midweek series and eventually move into weekend starts ... Pitched 7.1 innings of scoreless ball with seven strikeouts in only appearance of Fall World Series

Sylvan Hills High School:

State of Arkansas Gatorade Player of the Year as a senior ... In two seasons with Sylvan Hills, was a two-time all-conference, all-state and all-state tournament performer ... Led the team to the Arkansas Class 5A State Championship title as a junior ... Earned state tournament MVP honors for his efforts ... Team captured two conference championships and a state runner-up finish during senior season ... Selected to All-Metro and AAA All-Star Games ... Totaled a 42-12 record with a 0.73 ERA during prep career ... Posted a 25-1 record as a junior and senior ... An all-conference and all-state performer with Arkadelphia and Abundant Life prior to joining Sylvan Hills.

Personal

Baxendale is the son of Greg and Shea Baxendale ... has three siblings, Blake, Bailey and Brooks ... majoring in chemistry.



8

DERRICK BLEEKER

Right-Handed Pitcher / Infielder

R/R • 6-5 • 200

Freshman

Longmont, Colo.

(Skyline HS)

2010 Outlook

Will be used more as a utility player ... Can really field and throw well ... Putting in work at both corner infield spots ... Showed power capability during Fall World Series with three home runs,


six RBI and a 1.125 slugging percentage ... Also made an appearance on the mound, walking one in 1.2 innings of work.

Skyline High School

As a senior, put up impressive numbers at the plate and on the mound ... Posted a .540 batting average with 36 RBI and 27 runs scored ... As a pitcher, he was 5-2 with one save and a 1.36 ERA ... struck out 62 batters in 46.1 innings pitched ... Hit .434 with 40 RBI as a junior ... Helped team advance to final four of state championship series in 2008.

Personal

Son of Glen and Lisa Bleeker ... has one sister, Hillary... majoring in health science.



2010 Outlook

Possible redshirt candidate ... Transferred to Arkansas after one season at UA-Fort Smith ... Made two appearances during the Fall World Series, totaling two innings of work.

University of Arkansas-Fort Smith

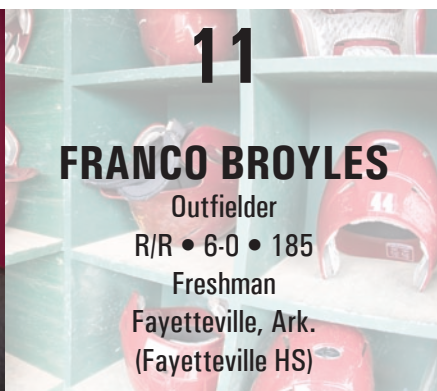

Posted a 6-2 record with a 5.69 ERA in 14 total appearances ... Led the team with 80 strikeouts in 61.2 innings pitched ... Named to the all-region second team.

Bryant High School

Three-time all-conference performer ... Earned two all-state honors ... Named an all-county pick as a senior ... Was invited to participate with the East team in the state all-star game.

Personal

Son of Tom and Kathy Daniel ... has one brother, Hayden ... majoring in kinesiology.



2010 Outlook

Will use 2010 as a redshirt season ... Had offseason shoulder surgery.

Fayetteville High School

Member of the varsity baseball team all four years ... Started in final three seasons ... Helped as team won four state championships ... As a senior, hit .500 with eight home runs and 44 RBI in 33 games ... Captured another state title as a member of the football team.

Personal

Son of Tom and Cynthia Broyles ... has three siblings, Jordan, Beau and Thomas ... grandson of former University of Arkansas Director of Athletic Frank Broyles ... majoring in sports management.



2010 Outlook

Has a good arm and potential ... needs to get healthy ... did not play in the Fall World Series.

Texas High School

First-team all-district selection as a senior ... Team won two district championships ... As a senior, helped lead the team to a state



2010 RAZORBACKS

title ... Batted .391 as senior with a home run, four doubles, 21 RBI and 28 runs scored ... On the mound, posted an 8-3 mark with a 1.48 ERA and 101 strikeouts in 61.1 innings pitched.

Personal

Son of Burl and Sharon Fant ... has one brother, Ryan ... majoring in sports management.



26

JASON FUQUA

Left-Handed Pitcher

L/L • 6-3 • 180

Junior

Baytown, Texas

(Sterling HS/Texas A&M/Alvin JC)

2010 Outlook

Will be valuable in middle relief ... Brings a healthy attitude to the mound ... Great work ethic ... Was 2-0 in the Fall World Series ... Carried a 3.72 ERA in 9.2 innings pitched.

Alvin Community College

Named an All-Region 14 performer ... team advanced to the NJ-CAA World Series in 2008 and finished in third place.

Sterling High School

Two-time all-district performer ... As a senior, was named an Houston Area All-Star ... Member of the all-area team ... In his final season, tallied a 6-5 mark with a 1.12 ERA ... Team won the District 22-5A title during his senior season.

Personal

Son of Mark and Tracey Fuqua ... has one sister, Lauren ... majoring in biology.



48

ZACK HALL

Left-Handed Pitcher

L/L • 6-1 • 190

Redshirt Freshman

Springdale, Ark.

(Har-Ber HS)

2010 Outlook

Made two appearances during the Fall World Series ... Gave up four runs—all earned—in 3.1 innings of work ... Will look to make a dent out of the bullpen as one of Arkansas' several left-handed relievers.

2009 (Redshirt)

Hall redshirted the 2009 season.

Summer Baseball

Spent the 2009 summer with the Sedalia Bombers of the M.I.N.K. Baseball League ... Posted a 2-0 record with a 3.97 ERA in 11.1 innings of relief work ... held opposing batters to a .222 batting average ... Played for the Midwest Nationals prior to arriving in Arkansas.

Har-Ber High School

Was 20-12 over three seasons with a 1.75 ERA ... Struck out 260 while walking just 95 ... Set school records for ERA, wins, strikeouts, shutouts and innings pitched ... As a senior, went 10-2 with a 1.28 ERA ... Named all-state and all-conference ... Led his team to the state championship game ... Led his conference in strikeouts (89) and ERA ... Batted .315 with eight home runs ... Was 7-4 as a junior with a 1.61 ERA ... Earned all-state and all-conference accolades as well as being named to the All-Tournament Team ... Led his conference in strikeouts (121) and ERA ... Hit .333 with 25 RBI and two home runs ... Struck out a career-high 14 against Springdale High School ... Helped Har-Ber to the state semifinals ... As a sophomore, was 3-6 with a 2.40 ERA ... Batted .275 with 18 RBI.

Personal

Hall is the son of Todd and Terry Hall ... Member of the National Honor Society ... majoring in business.



2010 Outlook

Has a chance to hit in the middle of the lineup as designated hitter ... Big, strong player that can hit ... Hard to strike out ... Good teammate ... Knows how to win ... Slowed in the fall with illness but ready for spring.

Howard College

Helped lead team to the NJCAA national championship ... Put up impressive numbers with a .493 batting average, .613 on-base percentage, 19 doubles, 19 home runs and 53 walks ... Named the WJCAC Most Valuable Player ... Played catcher for the Hawks.

Keller High School

Two-time member of the *Fort Worth Star-Telegram* Super Team ... Named Newcomer of the Year as a freshman ... Earned all-state status following senior season ... Hit .464 with six home runs and 40 RBI as a senior ... Led team to a pair of district titles and two area championships ... As a senior, helped team to a regional quarterfinal appearance.

Personal

Son of Ted and Barbara Kreder ... Has one brother, Teddy ... majoring in business economics.



2010 Outlook

Member of Arkansas' deep bullpen ... Made two appearances during the Fall World Series with two innings pitched

Spring Hill High School

Two-time 17-3A District MVP ... As a senior, named East Texas Pitcher of the Year and a first-time all-state performer ... Was a first-time All-East Texas pitcher as a junior ... Named to two all-tournament teams during his prep career ... Team was the area champion and a regional quarterfinalist during his junior season ... As a senior, helped his team win the district title, gain the No. 1 ranking and advance to the regional finals ... Team finished the year third in the state ... Holds the single-season record for strikeouts with 186 ... Was 23-4 in two years with the Panthers.

Personal

Son of Larry and Kelly Methvin ... has three siblings, Landon, Nathan and Hannah ... Grandfather Tim Langston played for the University of Arkansas football team (1960-62) ... majoring in kinesiology.



2010 Outlook


Will use 2010 as a redshirt season ... Transferred to Arkansas after one semester at Arizona State.

Coppell High School

Named to the 6-5A All-District Team as a senior ... Invited to join the North Texas All-Star Team ... Posted a .340 batting average during senior season ... Played multiple sports ... As a member of the track and field team, he was part of a state finalist 4x100 relay team ... Also played on the football team.

Personal

Son of Roy Morris and Donna Hernandez ... has two siblings, Nick and Jackson ... majoring in business.



40

JORDAN PRATT

Right-Handed Pitcher

R/R • 6-3 • 215

Junior

Harrison, Ark.

(Harrison HS/Ark.-Fort Smith)

2010 Outlook

Will be valuable as middle reliever ... Bring high energy ... Made one appearance during the Fall World Series with 2.2 innings of work.

University of Arkansas-Fort Smith


Had a 5-4 record with a 5.00 ERA in 72 innings pitched ... Made 14 total appearances with 13 starts ... Struck out 57 batters.

Harrison High School

During senior season, was an all-state and all-region performer ... Invited to participate in the state All-Star Game as a member of the West team ... holds the school single-season records for wins (11) and home runs (9) ... Hit three home runs in a game during his prep career

Personal

Son of Jeff and Angie Pratt ... has two siblings, Austin and Jessica ... majoring in business.



5

MATT REYNOLDS

Infielder

R/R • 6-1 • 195

Freshman

Tulsa, Okla.

(Bishop Kelley HS)

2010 Outlook


Involved in best competition for starting job at shortstop ... Possesses tremendous defensive ability ... Hit .313 during the Fall World Series ... Led his team with five runs scored during four-game series ... Also showed some pop with a double and home run.

Bishop Kelley High School

Two-time Metro Lakes Conference First-Team performer ... Helped lead team to three conference titles ... As a freshman, team won the 5A state championship ... Followed up next season with a runner-up finish ... Held a .373 career batting average with a .501 slugging percentage ... Also starred for basketball team ... Twice named to OCA First Team ... Multiple MVP award winner as a junior

Personal

Son of Gary and Joyce Reynolds ... has two sisters, Megan and Kelsey, both volleyball players at the collegiate level ... majoring in business.



28

KYLE ROBINSON

Outfielder/Infielder

R/R • 6-3 • 215

Junior

Boca Raton, Fla.

(Westminster Acad./Indian River CC)

2010 Outlook

Among a group of players looking for playing time in the outfield ... Had two hits and three RBI in the Fall World Series.

Indian River CC

Selected as a third-team All-American ... Member of the All-Southern Conference First Team ... Named to the all-state first team ... Batted .435 with 10 home runs and 55 RBI in 45 games last season.

Westminster Academy

As a senior, named a second-team all-state performer ... Selected to the all-county first team ... Member of two all-tournament teams ... Invited to play in the Broward vs. Dade All-Star Game ... Named a second-team all-county performer as a junior ... Helped his team to a district title and runner-up finish ... Teams also captured three regional championships.

Personal

Son of Myron and Sharon Robinson ... majoring in sports management.



20

ZAC RUSSELL

Catcher

R/R • 5-10 • 205

Redshirt Freshman

Bulverde, Texas
(Smithson Valley HS)

2010 Outlook

Very athletic player ... Playing behind McCann and Kreder ... Appeared in just one game of the Fall World Series ... Drew a walk in three plate appearances.

2009 (Redshirt)

Russell redshirted during the 2009 season.

Summer Baseball

Played with the Coppell Copperheads in the Texas Collegiate League ... Very solid at the plate with a .276 batting average ... Totaled 24 hits, 11 runs, 10 RBI and five doubles.

Smithson Valley High School

Played in the San Antonio All-Star Game ... Batted .368 as a senior with four home runs.

Personal

Russell is the son of Mac and Anna Russell ... has one brother, Logan ... majoring in business.



1

MATT VINSON

Outfielder

S/R • 6-2 • 195

Freshman

Alma, Ark.
(Alma HS)

2010 Outlook

In competition to start in right or left field ... Great athletic ability ... Can really hit and throw ... Had a pair of hits and a walk in four games of the Fall World Series ... Played center field and recorded an outfield assist.

Alma High School

Three-time all-conference and two-time all-state performer ... Named the Class 5A West Newcomer of the Year and selected to the all-area team as a freshman ... As a junior, was named the Offensive Player of the Year ... Helped lead his team to a pair of Class 5A West semifinal berths and one quarterfinal appearance ... Totaled 108 hits with 11 triples and 16 home runs during his prep career ... Holds the Alma single-season record for home runs, triples, hits, RBI and walks ... Two-sport standout ... All-conference, all-state and Class 5A West Offensive Player of the Year on the football field as a senior.

Personal

Vinson is the son of Mike and Sarah Vinson ... has one sister, Olivia ... majoring in business and financial management.



The Game®



Official headwear for
Arkansas baseball.



BAUM STADIUM





BAUM STADIUM

When discussing the best college baseball facilities in the country, Baum Stadium is consistently among one of the first places mentioned. With room for more than 10,000 spectators, an impeccable playing surface and amenities that rival most minor-league ballparks, it is the crown jewel of the collegiate ranks. Of course the physical properties of Baum Stadium are only a portion of the baseball experience with the remainder in the form of fans that flock to the corner of Razorback and 15th Street to watch their Razorbacks take on all comers.

Officially named Baum Stadium at George Cole Field at its dedication on May 3, 1996, the facility derives its name from primary backers as well as from the history of Razorback Baseball. Arkansas' facility prior to Baum Stadium was George Cole Field, and the new park preserved the tradition with its current name.

In 1998, Baum Stadium received a special honor when it was named the nation's number one facility in Baseball America's poll of best college facilities. Five years later it took second in the same poll, cementing its legacy as one of the best facilities in the nation. Since its construction, Arkansas officials have received numerous solicitations by coaches and administrators from across the country for blueprints and tours of the Razorbacks' home ballpark in an attempt to capture some of its charm. Even though Baum Stadium has been replicated to some degree, no other place in the country has the atmosphere that Baum Stadium brings to college baseball which is why it has been the host to four NCAA Regionals and a NCAA Super Regional.

Baum Stadium was one of the nation's best facilities when it was constructed, but since then, has undergone three renovations making it the envy of visiting teams. The first upgrade came prior to the 2003 season when the hitting and pitching cages were enclosed to ensure a place for Razorback players to practice year round. A total of 2,600 chair back seats were added to the park, 1,300 of which reside on each foul line.

Baum Stadium's second renovation came a year later as 12 luxury boxes, coaches' offices, a new scoreboard, and natural grass completely changed the feel of the park. A state-of-the-art scoreboard added full, video complete with a message center and an analog clock were added to the right-center field gap, which stands 39-feet-high by 76-feet-wide. The original turf field of Baum Stadium's construction was torn out and rye grass was grown for the 2004 campaign, but replaced by a hybrid Bermuda in 2005. Part of the upgrades were made possible by contributions from the Willard and Pat Walker Charitable Foundation, Bob and Marilyn Bogle, the Pagnozzi Charities, John Tyson and Stan Ley.

The most recent major renovation to Baum Stadium came prior to the 2007 season as 20 luxury boxes were built, 1,000 chair back seats were added, restrooms constructed and the Hog Pen and picnic area expanded. A new ticket office, field lights and wall pads were added as well. The final set of upgrades to the park brought Baum Stadium's capacity to 10,737 seats with 8,237 of those coming from chair backs and 34 luxury boxes.





The combination of the upgrades and a top 10 baseball team produced record attendance numbers throughout the 2007 season as Arkansas smashed its school record for the fourth straight year. The Razorbacks became the first team in NCAA history to average more than 8,000 tickets sold per game (8,069) as its attendance over 33 home games was 266,270. Arkansas also set a school record for actual attendance with 198,218 (6,007 per game) passing through the gates.

In April 2009, Baum Stadium played host to its first-ever No. 1 vs. No. 1 battle when the Razorbacks took on Arizona State. In game two of the midweek series, 11,014 fans were in attendance while 11,434 tickets were sold. Both numbers set the facility record, topping the previous mark of 10,581 fans to see Arkansas defeat LSU in 2007.

The two-game series against the Sun Devils brought 17,300 fans through the turnstiles, a Razorback midweek record, and the 19,776 tickets sold were also a midweek series highmark.

In 2007, the Razorbacks fans help set the school and Southeastern Conference three-game series attendance record in the May 4-6 weekend against LSU, with 30,564 tickets sold.

The superior attendance figures drawn to Baum Stadium allowed Fayetteville to host its third NCAA Regional in four years in 2007 and its fourth since 1999. Razorback fan support did not flounder as the regional was the best attended of all 16 sites, averaging 6,452 fans over its six games.

In 2004, Baum Stadium served as host to its second NCAA Regional and first NCAA Super Regional, drawing the largest total attendance in the nation for both events. The series-clinching win over Florida State drew 10,027 fans to Baum Stadium, eclipsing the previous night's record of 9,338, set less than 24 hours earlier. In all, a combined 58,138 attended the NCAA Regional and Super Regional during the 2004 season.

Quick Facts: BAUM STADIUM AT GEORGE COLE FIELD

Architect: HOK Sport

Contractor: Kinco, Inc.

Capacity: 10,737

Chairback Seats: 8,237

Surface: Natural bermuda-hybrid grass (installed 2005)

Construction Cost: \$8.9 million (initial - 1996)

Parking: 1,100 spaces

Groundbreaking: Oct. 12, 1994

First Game: April 13, 1996 (Arkansas 9, Auburn 2)

Dedication: May 3, 1996 (Arkansas 9, Alabama 3)

Largest Crowd (All Games, Actual): April 8, 2009 - 11,014

(Arkansas 8, Arizona St. 7)

Largest Crowd (Regular Season, Actual): April 8, 2009 - 11,014

(Arkansas 8, Arizona St. 7)

Field Dimensions (L-LC-C-RC-R): 320-375-400-375-320

Grandstand Canopy: Masted, cable-suspended

Dugouts: Built to major-league specifications with tunnel access to clubhouses

Batter's Eye: 40' x 80' wall behind center field

Bullpens: Allow field visibility

Concourse: Elevated, with unobstructed views of the playing field throughout from first to third base

Restrooms: On first- and third-base side of grandstand, in clubhouses, luxury boxes and in press box

Concession Stands: Eight (full-service)

Hog Pen: Area beyond left-field fence with 40 picnic tables and 40 grills

Hog Heaven: 98 premium, outdoor seats on the press box level

Suites: 34 luxury suites on press level

Johnny Mike Walker Lounge: Located on press level, accessible to Hog Heaven ticket holders and Swatter's Club members

Press Box: Two seating rows and spacious work area

Press Level Booths: Two radio booths and a television booth

Sound System: Includes on-demand access to sound effects and music

Batting Cages: Four, enclosed cages

Tom Pagnozzi Clubhouse: Includes big-screen television, lounge, oak lockers, pool table, custom chairs and tables.

Vistor's Clubhouse: Spacious locker areas, showers and coaches offices

Umpire's Locker Room: Includes dressing, shower and restrooms

Offices: Spacious coaches' offices located on third base line overlooking the field

Training Room: Adjacent to home clubhouse; includes two whirlpools

Equipment Room: With laundry facilities

Novelty Stand: Located on third-base side of grandstand

Ticket Offices: Located in new Razorback Foundation building down the left-field line

Fountain: Natural water feature with underwater inlet and lighted fountain; located behind batter's eye

Terrazzo Hog: A Baum Stadium trademark; located outside the main entrance

Scoreboard: Stands 76 feet wide, 39 feet tall with video board, message center, traditional hand clock and four brick pillars



Arkansas' 2004 attendance numbers were no fluke as fans continued to pour into the ballpark. The 2005 and 2006 crowds continued to set records for both average paid and actual attendance. While the NCAA and SEC recognize tickets sold as their method of ranking schools, Arkansas keeps both actual patrons as well as paid attendance figures and have seen steady increases in both areas.

In an informal study by the Baton Rouge (La.) *Advocate*, Arkansas led the nation in actual attendance between 2004 and 2007 and was edged by LSU in 2008 by 20 fans as patrons returned to Baton Rouge's Alex Box Stadium in its final season.

Baum Stadium is the culmination of a vision that was possible only through the dedication of former Arkansas head coach Norm DeBriyn, former UA Athletics Director Frank Broyles, and the contributions of Willard and Pat Walker and Charlie Baum families.

While the efforts of DeBriyn and Broyles have been instrumental in maintaining a state-of-the-art home for UA baseball since the original George Cole Field opened in 1975, it was the generosity of the Baums and Walkers that allowed Arkansas to abandon plans to renovate its former facility and replace it with a new standard in college baseball venues.

The support of the George Cole family has been an integral part of the program's growth since the former Razorback athlete, coach and athletics director donned the cardinal and white many years ago.

"Without the support of the Charlie Baum, Willard Walker and George Cole families, this wouldn't have been possible," DeBriyn said when Baum Stadium opened. "It's an incredible facility and

there is not one like it anywhere in the country. There is no way to describe the excitement our players and coaches have when they take the field."

Representatives of all three families attended the groundbreaking ceremony on Oct. 12, 1994. Eighteen months later, Arkansas' Matt Carnes delivered Baum Stadium's first pitch to Auburn's Russell Whittenburg, completing the dream. The Razorbacks defeated the Auburn Tigers 9-2 in the stadium's inaugural contest.



Rivals.com 2008 College Baseball's Best Stadiums

Facility	School
Baum Stadium at George Cole Field	Arkansas
Reckling Park.....	Rice
Hawks Field.....	Nebraska
Dick Howser Stadium	Florida St.
Polk-Dement Stadium.....	Mississippi St.
UFCU Disch-Falk Field.....	Texas
Baylor Ballpark	Baylor
Oxford-University Stadium	Ole Miss
Plainsman Park	Auburn
Lubrano Park	Penn St.

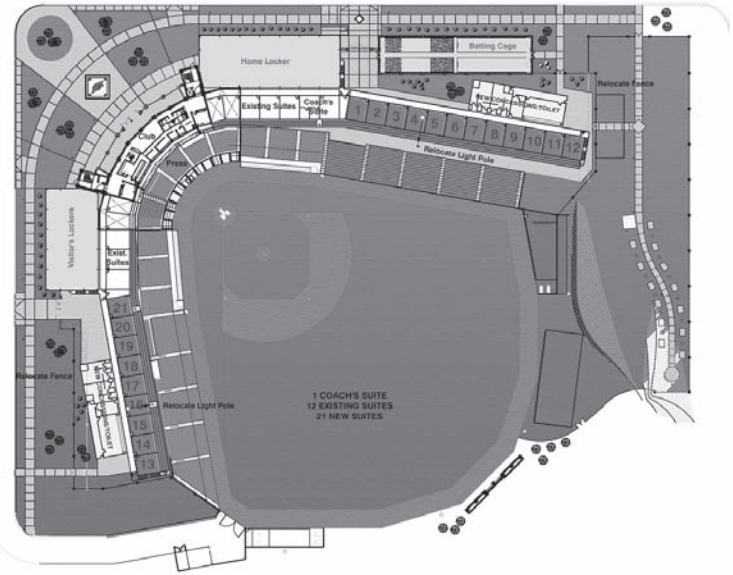
College Baseball's Best Facilities

2003 Baseball America Poll

Facility	School
1. Plainsman Park	Auburn
2. Baum Stadium at George Cole Field	Arkansas
3. Baylor Ballpark	Baylor
4. Hawks Field.....	Nebraska
5. Alex Box Stadium	LSU

1998 Baseball America Poll

Facility	School
1. Baum Stadium at George Cole Field	Arkansas
2. Rainbow Stadium	Hawaii
3. Plainsman Park.....	Auburn
4. Dudy Noble Field.....	Mississippi St.
5. Tony Gwynn Stadium	San Diego St.



BAUM STADIUM FACILITY DIAGRAM





BAUM STADIUM

Top 20 All-Time Crowds (tickets sold)

1.	Arizona State	11,434	April 8, 2009
2.	LSU	10,727	May 5, 2007
3.	LSU	10,399	May 4, 2007
4.	Ole Miss	10,031	May 18, 2007
5.	Florida State*	10,027	June 12, 2004
6.	Vanderbilt	9,782	April 11, 2009
7.	Ole Miss	9,733	May 19, 2007
8.	Oklahoma State\$	9,572	June 2, 2007
9.	Ole Miss	9,511	May 20, 2005
10.	LSU	9,438	May 6, 2007
11.	Florida State*	9,338	June 11, 2004
12.	Vanderbilt	9,326	March 24, 2007
13.	California	9,230	March 6, 2009
14.	Vanderbilt	9,216	March 23, 2007
15.	LSU	9,133	April 23, 2006
16.	Auburn	9,119	May 19, 2006
17.	Ole Miss	8,948	May 15, 2009
18.	LSU	8,806	April 22, 2005
19.	Tennessee	8,782	April 1, 2006
20.	LSU	8,759	May 2, 2009

* NCAA Super Regional

\$ NCAA Regional

Top 20 All-Time Crowds (actual)

1.	Arizona State	11,014	April 8, 2009
2.	LSU	10,581	May 5, 2007
3.	LSU	10,147	May 4, 2007
4.	Florida State*	10,027	June 12, 2004
5.	Ole Miss	9,812	May 18, 2007
6.	Oklahoma State\$	9,572	June 2, 2007
7.	Ole Miss	9,508	May 19, 2007
8.	Florida State*	9,338	June 11, 2004
9.	Ole Miss	9,227	May 20, 2005
10.	LSU	9,203	May 6, 2007
	Vanderbilt	9,203	March 24, 2007
12.	Vanderbilt	9,196	April 11, 2009
13.	Vanderbilt	9,078	March 23, 2007
14.	LSU	9,012	April 23, 2005
15.	Auburn	8,841	May 19, 2006
16.	LSU	8,593	April 22, 2005
17.	Ole Miss	8,571	May 15, 2009
18.	Auburn	8,526	May 21, 2004
19.	Tennessee	8,431	April 1, 2006
20.	California	8,426	March 7, 2009

* NCAA Super Regional

\$ NCAA Regional





2009 NCAA Attendance Leaders

Average Home Attendance

Team	Dates	Total	Average
1. LSU	41	394,068	9,611
2. ARKANSAS	31	245,092	7,906
3. Ole Miss	39	273,111	7,003
4. South Carolina	34	231,360	6,805
5. Mississippi St.	25	157,530	6,301

Total Home Attendance

Team	Dates	Total	Average
1. LSU	31	394,068	9,611
2. Ole Miss	39	273,111	7,003
3. ARKANSAS	31	245,092	7,906
4. South Carolina	34	231,360	6,805
5. Texas	35	217,637	6,218





GEORGE COLE FIELD

Named for the late Razorback shortstop and athletics director, George Cole Field served as Arkansas' home field from 1975 until 1996.

With a capacity of 3,000, George Cole Field was located just north of John McDonnell Field.

When it opened in 1975, George Cole Field enabled the Razorbacks to leave the field at the Washington County Fairgrounds and move into an on-campus facility for the first time.

Setting the trend for Arkansas having the finest college baseball park in the nation., George Cole Field was one of the few with artificial turf.

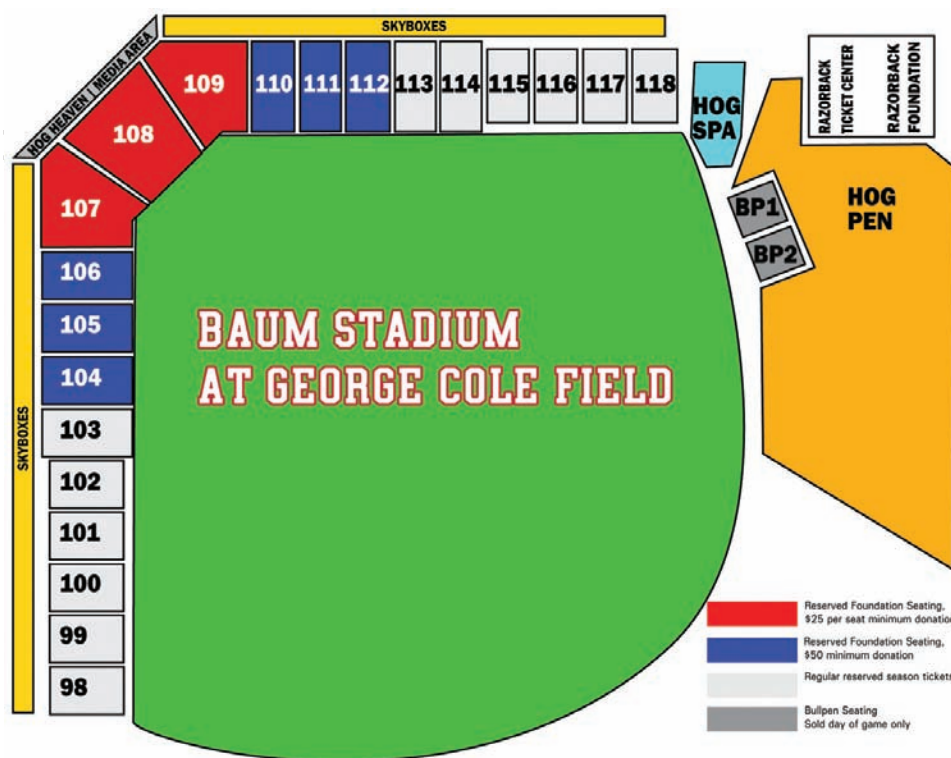

Donations from former Razorbacks Tim Lollar, Johnny Ray and Kevin McReynolds and their agent, Tom Selakovich, provided for the installation of lights at George Cole Field in 1985. On March 22 of that season, the Hogs defeated Southwest Conference rival Texas 5-4 in the first night baseball game on the Arkansas campus. Later that season, George Cole Field played host to the Southwest Conference Tournament for the first time. Arkansas defeated Texas 10-6 in the championship game to win its first - and still only - conference tournament title. The SWC tourney came to Fayetteville again in 1988.

When the Razorbacks entered the Southeastern Conference in 1992, UA officials recognized the need to improve the school's baseball facility. While plans originally called for the improvement of George Cole Field, generous donations from the Willard and Pat Walker and Charlie Baum families, along with former Razorback Tom Pagnozzi, enabled the Hogs to scrap the renovation plans and start from scratch with an entirely new state-of-the-art facility.

During its 21 seasons, George Cole Field was home to a number of future major-leaguers, including Pagnozzi, Ray, McReynolds, Lollar, Les Lancaster and Jeff King.

Although the original George Cole Field played host to its last game on March 31, 1995, as South Carolina defeated Arkansas 13-2, the spirit endures in the official name of the Razorbacks' current facility: Baum Stadium at George Cole Field.

A native of Bauxite, Ark., Cole served as athletics director from July 1, 1970, until his retirement on July 1, 1973. A former All-SWC quarterback for the Hogs, Cole scored a school-record 85 points as a senior in 1927. He began his administrative career at UA as a football line coach in 1936 and became an assistant athletics director under the legendary John Barnhill in 1957.



BAUM STADIUM SEATING & TICKET INFORMATION

Ticket Information

Single Game Adult Tickets	\$10
General Admission	\$8
Season Tickets	\$175
Faculty, Staff, Youth and Senior	
Season Tickets	\$125

For more information regarding tickets contact the Razorback Ticket Office at 1-800-982-4647.

Priority seating (sections 107, 108, 109 and Hog Heaven in the upper level) are available through membership in the Razorback Foundation.

For more information contact the Razorback Foundation at 479-443-9000 or by email at gohogs@uark.edu.

For information on Baum Stadium skybox luxury suites call the Razorback Foundation.

The HogSpa is available to rent on a per-game basis. It features an eight-person hot tub and can accommodate a party of up to 50 people. For more information contact the Razorback Sports Marketing Office at 479-575-5914 or 479-575-4412.

2009 REVIEW





2009 SEASON REVIEW

RAZORBACKS ARE OMAHA BOUND

For the sixth time in program history, the University of Arkansas baseball team packed its collective bags for a trip to the College World Series. It marked the second berth under head coach Dave Van Horn. The Razorbacks were chosen to play in their eighth consecutive NCAA Regional—seventh straight with Van Horn at the helm—and were sent to Norman, Okla. Arkansas swept through Regional play, knocking off Washington State in the opener and beating the Sooners twice on their home field. The Razorback bats came alive, outscoring their opponents, 38-9, in the three games. Arkansas went on to face Florida State in the Super Regional at Tallahassee. The Hogs came away with a win in the first game. In game two, Arkansas fell behind and trailed, 5-1, after five innings. The Razorbacks responded to rally past the Seminoles, capped by Andrew Darr's game-winning double in the bottom of the ninth inning. In Omaha, the Razorbacks split their first two games, defeating Cal St. Fullerton in the opener before dropping a game to LSU, which set up an elimination-game matchup with Virginia. In an instant College World Series classic, the Razorbacks rallied with one of the most memorable home runs in program history by Brett Eibner in the ninth and sealed the victory with another clutch hit by Darr to plate the game-winning run. Arkansas closed out the College World Series with a 2-2 mark, bowing out to eventual national champion LSU. The Hogs came away from the magical experience tied for third place in the nation.



Zack Cox

COX NAMED FRESHMAN ALL-AMERICAN

Zack Cox was selected to the Louisville Slugger Freshman All-American Team by Collegiate Baseball. He was one of four dual-role players named to the team. Cox was recognized for his performance throughout the season at third base and as a relief pitcher. The Louisville, Ky., native hit .266 during the season and was second on the team with 13 home runs and 15 doubles. He also had 39 RBI and posted a .558 slugging percentage. Cox was the 13th player in program history to be named a Freshman All-American and the fifth in the past four years.

THREE NAMED TO SEC ALL-TOURNAMENT TEAM

Ben Tschepikow, Bo Bigham and Zack Cox all earned a spot on the Southeastern Conference All-Tournament Team after helping lead Arkansas to a 2-2 record. Tschepikow hit .429 in two games before being sidelined with a dislocated pinkie finger. Bigham carried a .400 batting average during the tournament and led the team with six hits and three runs scored. Cox hit .357 and pitched two scoreless innings along the way. For all his accomplishments during the tournament, Cox will be remembered for the tape-measure home run he hit to right center, hitting the top of the 90-foot scoreboard at Region's Park, against Florida.



FILLING UP THE ALL-REGION TEAM

With the sort of performance they put on in Norman, the Razorbacks were bound to more than a few key contributors. Six of the 11-member All-Region Team belonged to Arkansas, headed up by the region's Most Outstanding Player Andy Wilkins. Over the course of three games, Wilkins was 12-for-16 (.750) at the plate with two home runs, 11 RBI, five doubles and five runs scored. Drew Smyly earned his spot with a one-hit gem against Oklahoma in the clincher. He struck out a career-high 12 batters in 8.1 innings of work. In addition to Wilkins and Smyly, Zack Cox, Chase Leavitt, James McCann and Ben Tschepikow were also selected to the All-Region Team.

ESPN TOP PLAYS

Arkansas' play throughout the 2009 postseason caught the eye of more than a few on-lookers. The Razorbacks were featured on SportsCenter's Top Plays on three separate occasions. Brett Eibner started the trend when his catch against the wall in center field against Florida State was named the No. 5 play of the day on June 5. Two days later, Andrew Darr's walk-off double to send the Razorbacks to the College World Series was called the No. 3 play of the week. Bo Bigham capped the parade of Hogs with a diving stop and throw against Cal St. Fullerton, the No. 4 play on June 13.

EIBNER SHUTS DOWN TOP-RANKED BULLDOGS

With his team in need of a win, Brett Eibner stood atop the mound in Athens, Ga., and delivered a one-hit complete game against No. 1 Georgia on April 19, helping the Razorbacks to a 2-0 victory. He struck out 12 Bulldogs in the game. For his performance, Eibner was named the SEC Pitcher of the Week and grabbed one of the five Louisville Slugger National Player of the Week honors. The accolades continued when he was selected to the College Baseball Foundation's National All-Star Lineup.



Brett Eibner




RECORD CROWD AT BAUM STADIUM

Fayetteville was buzzing when Arizona State came to town for a midweek series at Baum Stadium in April. The enthusiasm came to a full boil when a facility-record 11,014 fans came through the turnstiles on April 8 for game two of the matchup featuring two top-ranked teams. During the game, an announcement was made that 11,434 tickets had been sold for the game, another Baum Stadium record. The two figures overtook the previous high marks set May 5, 2007 when 10,727 tickets were sold and 10,581 fans were in attendance to see the Razorbacks play LSU. More than 17,300 fans came through the gates at Baum Stadium for the two-game series against the Sun Devils.

HOGS EARN FIRST-EVER NO. 1 RANKING

Prior to their highly anticipated showdown with Arizona State, the Razorbacks received an extra boost when they were voted the No. 1 team in the nation in the Collegiate Baseball poll. The ranking was the first-ever No. 1 ranking for the Arkansas baseball program. The release of the weekly polls produced a No. 1 vs. No. 1 matchup, a first for Baum Stadium, as Arizona State came into Fayetteville as the top-ranked team according to Baseball America. The Razorback prevailed with a sweep of the two-game series.



Scott Lyons

RAZORBACKS SELECTED IN 2009 MLB DRAFT

Arkansas had six players from its College World Series team taken in the Major League Baseball First-Year Player Draft. Dallas Keuchel was the first Razorback off the board with a seventh-round pick by the Houston Astros. The selection of Stephen Richards followed in the eighth round by the Florida Marlins. Scott Lyons and Ben Tschepikow rounded out the first-day draftees for Arkansas when they were chosen in the 15th and 17th round, respectively, both by the Kansas City Royals. The following day Mike Bolsinger was taken in the 33rd round with a pick by the Oakland Athletics. Ryan Cisterna was the final Razorback selected, drafted by the Anaheim Angels in the 34th round.

WILKINS PLAYS FOR TEAM USA

Due to Arkansas' run in the College World Series, tryouts for the USA National Collegiate Team had to wait for Andy Wilkins, but when he showed up he made an impression. With a two-hit effort on his first day in tryouts and quality at-bats over the next two days, the team was sold and Wilkins was one of the 22 players selected for the national team. Wilkins was the only player to appear in all 24 games of the summer tour. Using a wooden bat, he hit .232 with two doubles, two home runs and 16 RBI. Team USA won the World Baseball Challenge with an 8-1 victory over Germany in the championship game.

HOGS KEEP PLAYING IN THE SUMMER

The end of the regular season meant a break for some but more work for others. After the conclusion of the 2009 season, 13 Razorbacks traveled to different parts of the country to join their summer ball teams. In addition to Andy Wilkins' selection to the USA National Collegiate Team, the Razorbacks were represented in the Alaska League, Cape Cod League, M.I.N.K. League, Northwoods League and Texas Collegiate League. Zack Cox was named to the West All-Star Team as a member of the Cotuit Kettleers and went on to win the West All-Star MVP. Cox was named the No. 6 prospect in the Cape Cod League and Brett Eibner, playing with the Wareham Gatemen, was recognized as the No. 18 prospect in the prestigious league.



BEST SEC START IN PROGRAM HISTORY

With a win over Mississippi State in game one of a March 29 doubleheader, the Razorbacks improved to 8-0 in Southeastern Conference play for the first time. The streak began with a sweep of Florida at Baum Stadium in the conference-opening series. The Hogs followed it up with a sweep of Auburn on the road and then took the first two games of their series with Mississippi State to run its total to eight consecutive win to start league play.



2009 OVERALL STATISTICS

2009 RECORD: 41-24 • HOME: 23-12 • AWAY: 11-8 • NEUTRAL: 7-4 • SEC: 14-15 • NCAA TOURNAMENT: 7-2

Individual Hitting

#	Player	AVG	GP	GS	AB	R	H	2B	3B	HR	RBI	TB	SLG%	BB	HBP	SO	GDP	OB%	SF	SH	SB	ATT	PO	A	E	FLD%	
17	Andy Wilkins	.319	65	65	235	53	75	18	0	19	58	150	.638	48	6	51	3	.442	3	1	8	9	496	54	6	.989	
1	Ben Tschepikow	.317	61	59	240	54	76	12	4	9	47	123	.513	31	2	33	6	.396	2	1	17	23	98	158	8	.970	
8	Chase Leavitt	.305	62	60	220	40	67	12	2	2	33	89	.405	49	11	40	1	.450	2	2	12	16	107	1	0	1.000	
3	Scott Lyons	.295	59	56	241	37	71	11	1	8	46	108	.448	14	1	31	4	.332	3	4	2	5	63	149	10	.955	
7	Zack Cox	.266	57	49	199	41	53	15	2	13	39	111	.558	20	4	65	2	.345	0	2	1	3	23	69	8	.920	
25	Collin Kuhn	.256	59	48	172	39	44	7	2	3	19	64	.372	19	12	41	2	.369	0	8	11	13	94	5	3	.971	

19	Tom Hauskey	.308	18	5	26	3	8	2	0	0	3	10	.385	2	0	8	0	.357	0	1	0	0	1	0	0	1.000	
9	Jacob House	.282	43	25	110	13	31	5	0	2	15	42	.382	7	1	27	4	.328	1	2	0	0	91	2	6	.939	
12	Bo Bigham	.280	30	18	75	16	21	2	1	1	6	28	.373	13	0	15	1	.386	0	1	4	4	32	56	2	.978	
16	Travis Sample	.263	30	24	76	11	20	7	0	2	16	33	.434	14	1	24	3	.385	0	0	1	1	1	0	0	1.000	
44	Andrew Darr	.252	37	29	103	19	26	6	0	4	18	44	.427	11	5	29	1	.353	0	3	0	0	65	2	2	.971	
27	James McCann	.242	49	35	128	18	31	6	0	1	11	40	.313	6	2	24	3	.285	1	6	0	1	293	43	2	.994	
24	Brett Eibner	.231	45	42	147	34	34	3	1	12	34	75	.510	31	4	60	0	.375	2	1	3	8	86	16	6	.944	
18	Tim Carver	.229	35	24	83	9	19	2	0	0	10	21	.253	5	2	15	2	.286	1	4	1	2	29	57	7	.925	
14	Jarrod McKinney	.197	33	17	61	12	12	1	0	0	5	13	.213	4	4	21	1	.290	0	2	7	8	34	3	0	1.000	
6	Ryan Cisterna	.165	42	30	91	13	15	3	0	4	13	30	.330	5	4	34	1	.240	0	5	0	1	198	18	6	.973	
10	Kendall Wehrle	.000	1	0	0	0	0	0	0	0	0	0	.000	0	0	0	0	.000	0	0	0	0	1	2	0	1.000	
Totals		.273	65	65	2207	412	603	112	13	80	373	981	.444	279	59	518	34	.368	15	43	67	94	1740	728	82	.968	
Opponents		.267	65	65	2225	363	595	113	9	64	318	918	.413	245	63	511	49	.354	19	41	54	87	1699	579	76	.968	

LOB - Team (492), Opp (491). DPs turned - Team (56), Opp (46). CI - Team (1), Cisterna 1. IBB - Team (11), Wilkins 5, Leavitt 3, Cox 1, Carver 1, Tschepikow 1, Opp (4). Picked off - Eibner 2, Lyons 1, Kuhn 1, Bigham 1, Hauskey 1, Carver 1, Tschepikow 1.

Individual Pitching

#	Player	ERA	W	L	APP	GS	CG	SHO	CBO	SV	IP	H	R	ER	BB	SO	2B	3B	HR	AB	B/Avg	WP	HBP	BK	SFA	SHA	
32	Mike Bolsinger	2.99	6	4	30	1	0	0	1	2	69.1	53	28	23	28	79	7	0	7	259	.205	2	4	0	2	3	
29	Dallas Keuchel	3.92	9	3	18	17	0	0	0	0	108.0	114	58	47	32	69	21	1	4	410	.278	4	9	0	7	12	
24	Brett Eibner	5.00	5	5	17	17	1	1	2	0	72.0	65	41	40	35	67	15	1	9	264	.246	3	7	1	2	2	
15	TJ Forrest	5.99	2	6	17	11	0	0	0	0	67.2	70	54	45	27	48	9	3	10	261	.268	2	12	0	1	7	

49	Stephen Richards	2.19	6	2	31	1	0	0	2	9	37.0	30	13	9	20	52	8	0	1	134	.224	3	3	1	0	2	
35	Christian Kowalchuk	3.57	0	0	16	0	0	0	2	0	17.2	17	8	7	10	14	4	0	1	66	.258	3	3	0	2	2	
30	Justin Wells	4.38	2	1	26	1	0	0	1	3	49.1	62	31	24	16	34	16	1	6	205	.302	8	4	0	1	5	
33	Drew Smyly	4.66	3	1	16	14	0	0	1	0	58.0	57	37	30	25	60	9	1	6	218	.261	10	4	1	0	3	
10	Kendall Wehrle	4.70	0	0	9	0	0	0	1	0	15.1	12	9	8	7	15	2	0	3	55	.218	1	2	0	0	2	
7	Zack Cox	4.82	5	1	14	0	0	0	0	1	18.2	24	17	10	3	15	3	1	2	81	.296	1	4	1	0	0	
45	Sam Murphy	6.15	3	1	21	1	0	0	1	0	41.0	47	34	28	20	40	8	0	9	158	.297	3	8	0	3	1	
36	Scott Limbocker	9.00	0	0	8	0	0	0	1	0	7.0	9	7	7	9	5	2	0	0	27	.333	2	0	0	1	2	
34	Jeremy Heatley	9.31	0	0	7	0	0	0	0	0	9.2	17	11	10	8	7	4	0	2	45	.378	0	3	0	0	0	
47	Geoffrey Davenport	12.00	0	0	4	0	0	0	0	1	3.0	10	6	4	1	1	2	0	2	16	.625	0	0	1	0	0	
38	Bryan Bingham	12.79	0	0	4	2	0	0	0	0	6.1	8	9	9	4	5	3	1	2	26	.308	1	0	0	0	0	
Totals		4.67	41	24	65	65	1	4	3	16	580.0	595	363	301	245	511	113	9	64	2225	.267	43	63	5	19	41	
Opponents		5.39	24	41	65	65	7	2	1	5	566.1	603	412	339	279	518	112	13	80	2207	.273	50	59	11	15	43	

PB - Team (15), McCann 9, Cisterna 6, Opp (17). Pickoffs - Team (8), Smyly 2, Keuchel 2, Wehrle 1, Murphy 1, Forrest 1, Wells 1, Opp (8). SBA/ATT - McCann (27-42), Cisterna (27-34), Keuchel (11-20), Eibner (9-14), Smyly (5-12), Murphy (7-10), Wells (4-6), Forrest (3-6), Bolsinger (5-5), Kowalchuk (3-3), Heatley (1-3), Wehrle (2-2), Davenport (1-2), Limbocker (2-2), Cox (0-1), Richards (1-1).

Position Player Fielding

Player	C	PO	A	E	FLD%	DPS	SBA	CSB	SBA%	PB	CI
Chase Leavitt	108	107	1	0	1.000	0	0	0	-	0	0
Jarrod McKinney	37	34	3	0	1.000	0	0	0	-	0	0
Tom Hauskey	1	1	0	0	1.000	0	0	0	-	0	0
Travis Sample	1	1	0	0	1.000	0	0	0	-	0	0
James McCann	338	293	43	2	.994	3	27	15	.643	9	0
Andy Wilkins	556	496	54	6	.989	43	0	0	-	0	0
Bo Bigham	90	32	56	2	.978	14	0	0	-	0	0
Ryan Cisterna	222	198	18	6	.973	1	27	7	.794	6	1
Andrew Darr	69	65	2	2	.971	1	0	0	-	0	0
Collin Kuhn	102	94	5	3	.971	0	0	0	-	0	0
Ben Tschepikow	264	98	158	8	.970	36	0	0	-	0	0
Scott Lyons	222	63	149	10	.955	30	0	0	-	0	0
Brett Eibner	108	86	16	6	.944	0	9	5	.643	0	0
Jacob House	99	91	2	6	.939	10	0	0	-	0	0
Tim Carver	93	29	57	7	.925	8	0	0	-	0	0
Zack Cox	100	23	69	8	.920	4	0	1	.000	0	0

Pitcher Fielding

Player	C	PO	A	E	FLD%	DPS	SBA	CSB	SBA%	PB	CI
Jeremy Heatley	4	2	2	0	1.000	0	1	2	.333	0	0
Christian Kowalchuk	3	0	3	0	1.000	0	3	0	1.000	0	0
Kendall Wehrle	3	1	2	0	1.000	0	2	0	1.000	0	0
Scott Limbocker	3	0	3	0	1.000	0	2	0	1.000	0	0
Justin Wells	17	9	7	1	.941	0	4	2	.667	0	0
Dallas Keuchel	43	7	33	3	.930	1	11	9	.550	0	0
Sam Murphy	10	2	7	1	.900	1	7	3	.700	0	0
Drew Smyly	19	1	15	3	.842	0	5	7	.417	0	0
Mike Bolsinger	15	2	10	3	.800	0	5	0	1.000	0	0
TJ Forrest	15	3	9	3	.800	0	3	3	.500	0	0
Stephen Richards	8	2	4	2	.750	0	1	0	1.000	0	0
Bryan Bingham	0	0	0	0	.000	0	0	0	-	0	0
Geoffrey Davenport	0	0	0	0	.000	0	1	1	.500	0	0
Total	2550	1740	728	82	.968	56	54	33	.621	15	1
Opponents	2354	1699	579	76	.968	46	67	27	.713	17	0

Hitting minimums - 1 Games, 2.5 AB/Game

Pitching minimums - 1 Games, 20% of Games, 1.0 IP/Game



2009 RECORD: 14-15 • HOME: 6-8 • AWAY: 8-7

Individual Hitting

#	Player	AVG	GP	GS	AB	R	H	2B	3B	HR	RBI	TB	SLG%	BB	HBP	SO	GDP	OB%	SF	SH	SB	ATT	PO	A	E	FLD%
17	Andy Wilkins	.324	29	29	102	22	33	4	0	9	21	64	.627	21	4	22	1	.457	0	1	5	6	242	26	0	1.000
1	Ben Tschepikow	.315	29	28	108	24	34	5	2	3	20	52	.481	20	0	18	3	.419	1	0	8	10	53	67	4	.968
3	Scott Lyons	.281	28	28	121	17	34	6	0	6	18	58	.479	7	0	12	1	.318	1	1	1	2	35	81	6	.951
25	Collin Kuhn	.275	26	26	91	18	25	2	1	3	10	38	.418	9	5	21	2	.371	0	2	5	6	57	4	0	1.000
8	Chase Leavitt	.274	27	25	95	13	26	6	1	0	15	34	.358	20	0	19	1	.393	2	1	4	7	52	0	0	1.000
14	Jarrod McKinney	.357	12	3	14	5	5	1	0	0	4	6	.429	1	1	3	0	.438	0	0	6	6	11	1	0	1.000
9	Jacob House	.326	18	11	46	4	15	5	0	1	9	23	.500	4	1	13	1	.385	1	1	0	0	5	1	1	.857
16	Travis Sample	.303	13	11	33	8	10	2	0	2	8	18	.545	6	1	9	1	.425	0	0	1	1	0	0	0	.000
7	Zack Cox	.250	22	17	72	14	18	4	0	5	16	37	.514	4	3	19	0	.316	0	1	0	1	6	18	4	.857
18	Tim Carver	.236	20	17	55	7	13	2	0	0	5	15	.273	3	2	9	1	.295	1	1	1	2	14	36	6	.893
19	Tom Hauskey	.222	8	5	18	2	4	2	0	0	2	6	.333	1	0	6	0	.263	0	0	0	0	0	0	0	.000
27	James McCann	.206	15	10	34	4	7	2	0	1	1	12	.353	0	0	8	0	.206	0	3	0	0	69	12	1	.988
24	Brett Eibner	.203	23	21	69	15	14	2	0	3	9	25	.362	13	2	28	0	.341	1	1	3	5	43	8	4	.927
6	Ryan Cisterna	.200	23	19	60	11	12	2	0	3	11	23	.383	4	3	17	1	.284	0	3	0	1	122	10	3	.978
44	Andrew Darr	.179	13	11	39	5	7	1	0	1	3	11	.282	2	1	13	1	.238	0	2	0	0	21	1	1	.957
12	Bo Bigham	.000	6	1	6	1	0	0	0	0	0	0	.000	2	0	2	0	.250	0	1	0	0	1	3	0	1.000
10	Kendall Wehrle	.000	1	0	0	0	0	0	0	0	0	0	.000	0	0	0	0	.000	0	0	0	0	0	1	0	1.000
Totals		.267	29	29	963	170	257	46	4	37	152	422	.438	117	23	219	13	.358	7	18	34	47	751	306	39	.964
Opponents		.276	29	29	970	170	268	49	3	32	155	419	.432	110	29	195	20	.364	10	17	26	38	750	245	32	.969

LOB - Team (208), Opp (215). DPs turned - Team (23), Opp (19). IBB - Team (2), Leavitt 1, Wilkins 1, Opp (1). Picked off - Tschepikow 1, Carver 1, Eibner 1, Hauskey 1.

Individual Pitching

#	Player	ERA	W	L	APP	GS	CG	SHO	CBO	SV	IP	H	R	ER	BB	SO	2B	3B	HR	AB	B/Avg	WP	HBP	BK	SFA	SHA	
32	Mike Bolsinger	3.09	1	3	16	1	0	0	0	1	32.0	24	16	11	16	29	4	0	3	119	.202	0	2	0	1	1	
29	Dallas Keuchel	3.86	6	3	10	10	0	0	0	0	65.1	70	34	28	17	40	15	0	2	248	.282	3	5	0	4	4	
15	TJ Forrest	6.97	2	4	9	7	0	0	0	0	40.0	42	32	31	17	26	6	3	5	149	.282	2	6	0	1	5	

7	Zack Cox	0.00	1	0	3	0	0	0	0	0	5.0	4	3	0	1	6	0	0	0	19	.211	0	0	0	0	0	
49	Stephen Richards	1.54	1	0	11	0	0	0	0	3	11.2	10	2	2	7	17	2	0	1	40	.250	1	1	0	0	1	
35	Christian Kowalchuk	1.69	0	0	4	0	0	0	0	0	5.1	2	1	1	4	5	0	0	0	18	.111	1	2	0	1	0	
10	Kendall Wehrle	4.26	0	0	3	0	0	0	0	0	6.1	6	3	3	3	4	0	0	2	23	.261	0	1	0	0	1	
24	Brett Eibner	4.76	1	2	5	5	1	1	0	0	28.1	22	15	15	11	27	3	0	6	104	.212	2	3	0	2	1	
30	Justin Wells	5.27	1	1	11	1	0	0	0	2	27.1	38	22	16	10	17	10	0	5	120	.317	5	3	0	1	3	
45	Sam Murphy	10.80	0	1	7	0	0	0	0	0	11.2	19	15	14	8	13	2	0	4	50	.380	1	4	0	0	0	
33	Drew Smyly	11.48	1	1	6	5	0	0	0	0	13.1	21	19	17	11	10	3	0	2	58	.362	5	1	1	0	1	
36	Scott Limbocker	13.50	0	0	2	0	0	0	0	0	2.0	2	3	3	4	0	1	0	0	8	.250	0	0	0	0	0	
34	Jeremy Heatley	13.50	0	0	1	0	0	0	0	0	2.0	5	3	3	1	1	2	0	1	11	.455	0	1	0	0	0	
47	Geoffrey Davenport	99.00	0	0	1	0	0	0	0	0	0.0	3	2	2	0	0	1	0	1	3	1.000	0	0	0	0	0	
Totals		5.25	14	15	29	29	1	1	0	6	250.1	268	170	146	110	195	49	3	32	970	.276	20	29	1	10	17	
Opponents		5.15	15	14	29	29	4	2	1	4	250.0	257	170	143	117	219	46	4	37	963	.267	18	23	6	7	18	

PB - Team (4), Cisterna 3, McCann 1, Opp (6). Pickoffs - Team (4), Wehrle 1, Keuchel 1, Smyly 1, Murphy 1, Opp (4). SBA/ATT - Cisterna (18-21), McCann (8-12), Keuchel (2-8), Murphy (4-5), Smyly (3-5), Bolsinger (4-4), Forrest (1-3), Eibner (3-3), Kowalchuk (3-3), Wells (1-2), Limbocker (2-2), Wehrle (2-2), Richards (1-1).

Position Player Fielding

Player	C	PO	A	E	FLD%	DPs	SBA	CSB	SBA%	PB	CI
17 Andy Wilkins	268	242	26	0	1.000	21	0	0	-	0	0
25 Collin Kuhn	61	57	4	0	1.000	0	0	0	-	0	0
8 Chase Leavitt	52	52	0	0	1.000	0	0	0	-	0	0
14 Jarrod McKinney	12	11	1	0	1.000	0	0	0	-	0	0
12 Bo Bigham	4	1	3	0	1.000	1	0	0	-	0	0
27 James McCann	82	69	12	1	.988	0	8	4	.667	1	0
6 Ryan Cisterna	135	122	10	3	.978	0	18	3	.857	3	0
1 Ben Tschepikow	124	53	67	4	.968	16	0	0	-	0	0
44 Andrew Darr	23	21	1	1	.957	0	0	0	-	0	0
3 Scott Lyons	122	35	81	6	.951	14	0	0	-	0	0
24 Brett Eibner	55	43	8	4	.927	0	3	0	1.000	0	0
18 Tim Carver	56	14	36	6	.893	4	0	0	-	0	0
7 Zack Cox	28	6	18	4	.857	1	0	0	-	0	0
9 Jacob House	7	5	1	1	.857	1	0	0	-	0	0

Pitcher Fielding

Player	C	PO	A	E	FLD%	DPs	SBA	CSB	SBA%	PB	CI
34 Jeremy Heatley	3	1	2	0	1.000	0	0	0	-	0	0
33 Drew Smyly	2	0	2	0	1.000	0	3	2	.600	0	0
10 Kendall Wehrle	1	0	1	0	1.000	0	2	0	1.000	0	0
35 Christian Kowalchuk	1	0	1	0	1.000	0	3	0	1.000	0	0
49 Stephen Richards	3	1	1	1	.667	0	1	0	1.000	0	0
15 TJ Forrest	11	3	7	1	.909	0	1	2	.333	0	0
30 Justin Wells	10	6	3	1	.900	0	1	1	.500	0	0
29 Dallas Keuchel	27	6	18	3	.889	1	2	6	.250	0	0
45 Sam Murphy	4	1	2	1	.750	0	4	1	.800	0	0
32 Mike Bolsinger	5	2	1	2	.600	0	4	0	1.000	0	0
19 Tom Hauskey	0	0	0	0	.000	0	0	0	-	0	0
47 Geoffrey Davenport	0	0	0	0	.000	0	0	0	-	0	0
16 Travis Sample	0	0	0	0	.000	0	0	0	-	0	0
36 Scott Limbocker	0	0	0	0	.000	0	2	0	1.000	0	0
Totals	1096	751	306	39	.964	23	26	12	.684	4	0
Opponents	1027	750	245	32	.969	19	34	13	.723	6	0

Hitting minimums - 1 Games, 2.5 AB/Game

Pitching minimums - 1 Games, 20% of Games, 1.0 IP/Game



2009 RESULTS

2009 RECORD: 41-24 • HOME: 24-12 • AWAY: 12-8 • NEUTRAL: 5-4 • SEC: 14-15 • NCAA TOURNAMENT: 7-2

Game date	Opposing team	Score	r-h-e	r-h-e	Inns	Overall	SEC	Pitcher of record	Attend	Time
Feb 20, 2009	WASHINGTON ST.	W, 4-2	4-12-1	2-5-0	9	1-0-0	0-0-0	Keuchel (W 1-0)	-	2:30
Feb 20, 2009	WASHINGTON ST.	W, 7-5	7-12-2	5-7-0	(10)	2-0-0	0-0-0	Cox (W 1-0)	8297	3:17
Feb 22, 2009	WASHINGTON ST.	W, 4-3	4-8-2	3-5-1	9	3-0-0	0-0-0	Wells (W 1-0)	7084	2:56
Feb 24, 2009	KANSAS	L, 3-9	3-8-0	9-7-1	9	3-1-0	0-0-0	Eibner (L 0-1)	7319	3:23
Feb 25, 2009	KANSAS	W, 9-8	9-12-0	8-15-0	(10)	4-1-0	0-0-0	Richards (W 1-0)	7367	3:23
Feb 27, 2009	W. ILLINOIS	W, 8-7	8-6-3	7-11-3	(10)	5-1-0	0-0-0	Richards (W 2-0)	7040	3:18
Mar 3, 2009	VALPARAISO	W, 7-3	7-9-0	3-7-3	9	6-1-0	0-0-0	Smyly (W 1-0)	6574	2:41
Mar 4, 2009	VALPARAISO	W, 9-6	9-11-1	6-13-1	9	7-1-0	0-0-0	Eibner (W 1-1)	6687	3:23
Mar 6, 2009	CALIFORNIA	W, 5-4	5-9-3	4-10-1	(10)	8-1-0	0-0-0	Richards (W 3-0)	9230	3:35
Mar 7, 2009	CALIFORNIA	L, 6-12	6-8-3	12-17-0	9	8-2-0	0-0-0	Forrest (L 0-1)	8712	3:42
Mar 8, 2009	CALIFORNIA	W, 13-3	13-12-1	3-6-1	9	9-2-0	0-0-0	Bolsinger (W 1-0)	7587	3:20
Mar 10, 2009	at Centenary	L, 3-8	3-7-4	8-13-0	9	9-3-0	0-0-0	Eibner (L 1-2)	500	2:50
Mar 13, 2009	FLORIDA*	W, 11-4	11-14-0	4-9-1	9	10-3-0	1-0-0	Keuchel (W 2-0)	6875	2:45
Mar 14, 2009	FLORIDA*	W, 8-4	8-11-1	4-6-1	9	11-3-0	2-0-0	Forrest (W 1-1)	7172	3:20
Mar 15, 2009	FLORIDA*	W, 4-2	4-5-0	2-7-5	9	12-3-0	3-0-0	Cox (W 2-0)	7537	2:41
Mar 17, 2009	NEBRASKA	W, 7-3	7-8-1	3-4-1	9	13-3-0	3-0-0	Bolsinger (W 2-0)	8366	3:13
Mar 18, 2009	NEBRASKA	L, 4-7	4-8-1	7-9-1	9	13-4-0	3-0-0	Cox (L 2-1)	7553	3:00
Mar 20, 2009	at Auburn*	W, 3-2	3-10-0	2-10-0	9	14-4-0	4-0-0	Keuchel (W 3-0)	2407	2:41
Mar 21, 2009	at Auburn*	W, 10-6	10-12-0	6-7-1	9	15-4-0	5-0-0	Richards (W 4-0)	2412	3:03
Mar 22, 2009	at Auburn*	W, 12-6	12-17-3	6-12-4	9	16-4-0	6-0-0	Smyly (W 2-0)	2312	3:22
Mar 25, 2009	MISSOURI ST.	W, 10-0	10-17-0	0-6-2	9	17-4-0	6-0-0	Eibner (W 2-2)	8180	2:48
Mar 27, 2009	MISSISSIPPI ST.*	W, 20-9	20-14-4	9-13-6	9	18-4-0	7-0-0	Keuchel (W 4-0)	7331	3:20
Mar 29, 2009	MISSISSIPPI ST.*	W, 5-1	5-7-0	1-4-0	7	19-4-0	8-0-0	Forrest (W 2-1)	-	2:00
Mar 29, 2009	MISSISSIPPI ST.*	L, 4-12	4-9-3	12-12-1	7	19-5-0	8-1-0	Smyly (L 2-1)	7475	3:01
Mar 31, 2009	at Missouri St	W, 2-0	2-5-1	0-3-0	9	20-5-0	8-1-0	Eibner (W 3-2)	1146	2:24
Apr 3, 2009	at South Carolina*	W, 6-4	6-7-0	4-9-1	9	21-5-0	9-1-0	Keuchel (W 5-0)	6461	2:54
Apr 4, 2009	at South Carolina*	L, 1-9	1-4-0	9-10-0	9	21-6-0	9-2-0	Forrest (L 2-2)	7239	2:54
Apr 5, 2009	at South Carolina*	W, 7-4	7-14-1	4-6-0	9	22-6-0	10-2-0	Bolsinger (W 3-0)	6727	2:45
Apr 7, 2009	ARIZONA STATE	W, 7-3	7-8-0	3-7-3	9	23-6-0	10-2-0	Murphy (W 1-0)	8342	3:12
Apr 8, 2009	ARIZONA STATE	W, 8-7	8-11-1	7-9-2	9	24-6-0	10-2-0	Cox (W 3-1)	11434	3:22
Apr 10, 2009	VANDERBILT*	L, 0-9	0-4-4	9-11-1	9	24-7-0	10-3-0	Keuchel (L 5-1)	7554	3:16
Apr 11, 2009	VANDERBILT*	L, 6-13	6-7-4	13-14-0	9	24-8-0	10-4-0	Forrest (L 2-3)	9782	3:06
Apr 14, 2009	LA.-MONROE	L, 2-3	2-8-0	3-6-0	9	24-9-0	10-4-0	Bolsinger (L 3-1)	7568	2:29
Apr 15, 2009	LA.-MONROE	W, 10-9	10-9-1	9-11-2	(10)	25-9-0	10-4-0	Cox (W 4-1)	7231	3:45
Apr 17, 2009	at Georgia*	L, 3-4	3-7-1	4-8-1	9	25-10-0	10-5-0	Bolsinger (L 3-2)	3460	2:50
Apr 18, 2009	at Georgia*	L, 3-4	3-6-0	4-9-2	9	25-11-0	10-6-0	Bolsinger (L 3-3)	3128	2:58
Apr 19, 2009	at Georgia*	W, 2-0	2-3-0	0-1-1	9	26-11-0	11-6-0	Eibner (W 4-2)	2858	2:07
Apr 21, 2009	at Oral Roberts	W, 9-6	9-9-0	6-11-2	9	27-11-0	11-6-0	Murphy (W 2-0)	2387	2:55
Apr 24, 2009	at Tennessee*	W, 9-3	9-11-3	3-9-1	9	28-11-0	12-6-0	Keuchel (W 6-1)	2075	3:19
Apr 25, 2009	at Tennessee*	L, 4-5	4-11-2	5-7-1	9	28-12-0	12-7-0	Bolsinger (L 3-4)	1449	2:44
Apr 26, 2009	at Tennessee*	W, 15-8	15-13-0	8-13-0	8	29-12-0	13-7-0	Wells (W 2-0)	1998	3:43
Apr 28, 2009	OKLAHOMA	W, 8-7	8-9-1	7-11-1	(10)	30-12-0	13-7-0	Cox (W 5-1)	8529	3:59
May 2, 2009	LSU*	W, 11-4	11-11-2	4-6-1	9	31-12-0	14-7-0	Keuchel (W 7-1)	-	3:02
May 2, 2009	LSU*	L, 0-5	0-2-1	5-9-0	9	31-13-0	14-8-0	Forrest (L 2-4)	8759	2:25
May 3, 2009	LSU*	L, 3-4	3-11-0	4-10-0	9	31-14-0	14-9-0	Eibner (L 4-3)	8108	3:01
May 8, 2009	at Alabama*	L, 1-2	1-3-0	2-8-0	9	31-15-0	14-10-0	Keuchel (L 7-2)	4922	2:27
May 9, 2009	at Alabama*	L, 6-8	6-8-1	8-12-0	9	31-16-0	14-11-0	Murphy (L 2-1)	4789	2:49
May 10, 2009	at Alabama*	L, 5-6	5-9-1	6-10-1	9	31-17-0	14-12-0	Eibner (L 4-4)	3835	3:01
May 12, 2009	ORAL ROBERTS	W, 3-2	3-6-2	2-5-0	9	32-17-0	14-12-0	Richards (W 5-0)	7015	2:52
May 14, 2009	OLE MISS*	L, 5-7	5-13-4	7-11-0	9	32-18-0	14-13-0	Keuchel (L 7-3)	7280	3:22
May 15, 2009	OLE MISS*	L, 3-9	3-6-3	9-11-3	9	32-19-0	14-14-0	Forrest (L 2-5)	8948	3:36
May 16, 2009	OLE MISS*	L, 3-16	3-8-1	16-14-0	9	32-20-0	14-15-0	Wells (L 2-1)	8156	2:54
May 20, 2009	vs Florida!	W, 8-5	8-11-1	5-4-4	9	33-20-0	14-15-0	Bolsinger (W 4-4)	5121	3:17
May 21, 2009	vs Georgia!	L, 1-2	1-6-0	2-7-0	(10)	33-21-0	14-15-0	Richards (L 5-1)	3302	3:02
May 22, 2009	vs Florida!	W, 10-7	10-9-2	7-8-2	9	34-21-0	14-15-0	Murphy (W 3-1)	7243	2:59
May 23, 2009	vs Vanderbilt!	L, 1-11	1-5-0	11-15-0	7	34-22-0	14-15-0	Forrest (L 2-6)	5356	2:31
May 29, 2009	vs Washington St. +	W, 10-3	10-10-2	3-9-2	9	35-22-0	14-15-0	Bolsinger (W 5-4)	1636	2:55
May 30, 2009	vs Oklahoma +	W, 17-6	17-20-0	6-10-2	9	36-22-0	14-15-0	Eibner (W 5-4)	3064	3:47
May 31, 2009	vs Oklahoma +	W, 11-0	11-15-0	0-2-1	9	37-22-0	14-15-0	Smyly (W 3-1)	2333	2:38
Jun 5, 2009	at Florida St.\$	W, 7-2	7-5-1	2-10-3	9	38-22-0	14-15-0	Bolsinger (W 6-4)	3784	3:02
Jun 6, 2009	FLORIDA ST.\$	W, 9-8	9-10-0	8-10-2	9	39-22-0	14-15-0	Richards (W 6-1)	4581	3:55
Jun 13, 2009	vs Cal St. Fullerton#	W, 10-6	10-13-3	6-9-1	9	40-22-0	14-15-0	Keuchel (W 8-3)	23549	3:18
Jun 15, 2009	vs LSU#	L, 1-9	1-9-2	9-13-0	9	40-23-0	14-15-0	Eibner (L 5-5)	23417	3:24
Jun 17, 2009	vs Virginia#	W, 4-3	4-12-2	3-16-2	(12)	41-23-0	14-15-0	Keuchel (W 9-3)	21383	4:46
Jun 19, 2009	vs LSU#	L, 5-14	5-9-2	14-16-0	9	41-24-0	14-15-0	Richards (L 6-2)	19734	3:14

* - Southeastern Conference game • ! - SEC Tournament • + - Norman Regional • \$ - Tallahassee Super Regional • # - College World Series • () extra inning game

2009 STARTING LINEUPS (BATTING ORDER)



Date	Opponent	1	2	3	4	5	6	7	8	9
Feb. 20, 2009	WASHINGTON ST.	Leavitt	Tschepikow	Eibner	Cox	Wilkins	Darr	House	Cisterna	Lyons
Feb. 20, 2009	WASHINGTON ST. (2)	Leavitt	Tschepikow	Eibner	Cox	Wilkins	House	McKinney	McCann	Lyons
Feb. 22, 2009	WASHINGTON ST.	Leavitt	Tschepikow	Eibner	Cox	Wilkins	Sample	Darr	Cisterna	Lyons
Feb. 24, 2009	KANSAS	Leavitt	Tschepikow	Eibner	Cox	Wilkins	Kuhn	McCann	Carver	McKinney
Feb. 25, 2009	KANSAS	Leavitt	Kuhn	Tschepikow	Sample	Eibner	Wilkins	Darr	Cisterna	Lyons
Feb. 27, 2009	WESTERN ILLINOIS	Leavitt	Kuhn	Tschepikow	Sample	Wilkins	Darr	Eibner	Cisterna	Lyons
Mar. 3, 2009	VALPARAISO	Leavitt	Bigham	Tschepikow	Wilkins	Eibner	Cox	House	McCann	Lyons
Mar. 4, 2009	VALPARAISO	Leavitt	Kuhn	Tschepikow	Wilkins	Cox	Darr	House	Cisterna	Lyons
Mar. 6, 2009	CALIFORNIA	Leavitt	Kuhn	Tschepikow	Wilkins	Cox	Darr	House	Cisterna	Lyons
Mar. 7, 2009	CALIFORNIA	Leavitt	Kuhn	Tschepikow	Wilkins	Cox	House	Eibner	McCann	Lyons
Mar. 8, 2009	CALIFORNIA	Leavitt	Lyons	Tschepikow	Wilkins	Eibner	Cox	Sample	House	Cisterna
Mar. 10, 2009	at Centenary	Leavitt	Lyons	Tschepikow	Wilkins	Cox	Darr	House	Sample	Cisterna
Mar. 13, 2009	#18 FLORIDA*	Kuhn	Lyons	Tschepikow	House	Wilkins	Eibner	Cox	Carver	Cisterna
Mar. 14, 2009	#18 FLORIDA*	Kuhn	Lyons	Tschepikow	Hauskey	Eibner	Wilkins	Darr	Carver	Cisterna
Mar. 15, 2009	#18 FLORIDA*	Kuhn	Lyons	Tschepikow	Sample	Eibner	Wilkins	Darr	Carver	Cisterna
Mar. 17, 2009	NEBRASKA	Kuhn	Lyons	Tschepikow	Sample	Wilkins	Cox	Darr	McCann	McKinney
Mar. 18, 2009	NEBRASKA	Leavitt	Kuhn	Tschepikow	Wilkins	Sample	House	Cox	McCann	Carver
Mar. 20, 2009	at Auburn*	Leavitt	Lyons	Tschepikow	Sample	Wilkins	Kuhn	Eibner	Carver	Cisterna
Mar. 21, 2009	at Auburn*	Leavitt	Lyons	Tschepikow	House	Wilkins	Cox	Darr	Cisterna	Kuhn
Mar. 22, 2009	at Auburn*	Leavitt	Lyons	Tschepikow	House	Wilkins	Cox	Darr	Cisterna	Kuhn
Mar. 25, 2009	MISSOURI ST.	Leavitt	Lyons	Tschepikow	House	Wilkins	Darr	Cox	McCann	McKinney
Mar. 27, 2009	MISSISSIPPI ST.*	Leavitt	Lyons	Tschepikow	Sample	Wilkins	Kuhn	Eibner	Carver	Cisterna
Mar. 29, 2009	MISSISSIPPI ST.*	Leavitt	Lyons	Tschepikow	Sample	Wilkins	Kuhn	Eibner	Carver	Cisterna
Mar. 29, 2009	MISSISSIPPI ST. (2)	Leavitt	Lyons	Tschepikow	Sample	Wilkins	Kuhn	Eibner	Carver	Cisterna
Mar. 31, 2009	at Missouri St.	Leavitt	Lyons	Tschepikow	Eibner	Wilkins	Darr	McCann	Cox	McKinney
Apr. 3, 2009	at #28 South Carolina*	Leavitt	Lyons	Tschepikow	Wilkins	House	Eibner	Cox	Cisterna	Kuhn
Apr. 4, 2009	at #28 South Carolina*	Leavitt	Lyons	Tschepikow	Eibner	Wilkins	Sample	Kuhn	Carver	Cisterna
Apr. 5, 2009	at #28 South Carolina*	Leavitt	Lyons	Tschepikow	Wilkins	House	Eibner	Cox	Darr	Cisterna
Apr. 7, 2009	#1 ARIZONA ST.	Leavitt	McKinney	Tschepikow	Wilkins	House	Darr	Cox	McCann	Carver
Apr. 8, 2009	#1 ARIZONA ST.	Leavitt	Bigham	Tschepikow	Sample	Wilkins	Eibner	Darr	McCann	Carver
Apr. 10, 2009	VANDERBILT*	Leavitt	Lyons	Tschepikow	Eibner	Wilkins	Darr	Kuhn	Carver	Cisterna
Apr. 11, 2009	VANDERBILT*	Leavitt	Lyons	Tschepikow	Wilkins	House	Sample	Cox	Eibner	Cisterna
Apr. 14, 2009	LA.-MONROE	Leavitt	Lyons	Eibner	Wilkins	Kuhn	Bigham	McCann	Carver	McKinney
Apr. 15, 2009	LA.-MONROE	Leavitt	Lyons	Wilkins	Sample	Cox	Darr	Bigham	McCann	Kuhn
Apr. 17, 2009	at #1 Georgia*	Leavitt	Lyons	Tschepikow	Wilkins	Eibner	Cox	Kuhn	Carver	McCann
Apr. 18, 2009	at #1 Georgia*	Leavitt	Lyons	Tschepikow	Hauskey	Wilkins	Kuhn	Eibner	Carver	McCann
Apr. 19, 2009	at #1 Georgia*	Leavitt	Lyons	Tschepikow	Wilkins	House	Kuhn	Cox	McKinney	McCann
Apr. 21, 2009	at Oral Roberts	Leavitt	Lyons	Tschepikow	Wilkins	Darr	Cox	Eibner	McCann	McKinney
Apr. 24, 2009	at Tennessee*	Leavitt	Tschepikow	Wilkins	Eibner	House	Lyons	Cox	Kuhn	Cisterna
Apr. 25, 2009	at Tennessee*	Leavitt	Lyons	Tschepikow	Sample	Wilkins	Kuhn	Darr	Carver	McCann
Apr. 26, 2009	at Tennessee*	Leavitt	Kuhn	Tschepikow	House	Wilkins	Cox	Eibner	Lyons	Cisterna
Apr. 28, 2009	#9 OKLAHOMA	Leavitt	Lyons	Tschepikow	Wilkins	House	Cox	Kuhn	Eibner	McCann
May 2, 2009	#4 LSU*	Leavitt	Lyons	Tschepikow	Wilkins	Cox	Eibner	Carver	Kuhn	Cisterna
May 2, 2009	#4 LSU* (2)	Leavitt	Lyons	Tschepikow	Wilkins	Cox	Eibner	Carver	Kuhn	McCann
May 3, 2009	#4 LSU*	Leavitt	Lyons	Tschepikow	Wilkins	House	Cox	Sample	Darr	McCann
May 8, 2009	at #21 Alabama*	Leavitt	Lyons	Wilkins	Cox	Eibner	Tschepikow	House	Cisterna	Kuhn
May 9, 2009	at #21 Alabama*	Kuhn	Lyons	Wilkins	Hauskey	Darr	Bigham	Carver	McKinney	McCann
May 10, 2009	at #21 Alabama*	Kuhn	Leavitt	Wilkins	Hauskey	Tschepikow	Cox	Lyons	McCann	Eibner
May 12, 2009	ORAL ROBERTS	Leavitt	Lyons	Tschepikow	Wilkins	Cox	House	Eibner	Kuhn	Cisterna
May 14, 2009	#9 OLE MISS*	Leavitt	Lyons	Wilkins	Eibner	Tschepikow	Hauskey	Kuhn	Carver	McCann
May 15, 2009	#9 OLE MISS*	Leavitt	Lyons	Tschepikow	Sample	Wilkins	Darr	Cox	Kuhn	McCann
May 16, 2009	#9 OLE MISS*	Kuhn	Leavitt	Tschepikow	Cox	Sample	Wilkins	Darr	Cisterna	Carver
May 20, 2009	vs #9 Florida!	Leavitt	Tschepikow	Sample	Wilkins	Kuhn	Cox	Eibner	Bigham	Cisterna
May 21, 2009	vs #21 Georgia!	Leavitt	Tschepikow	Sample	Wilkins	Cox	Kuhn	Bigham	McKinney	McCann
May 22, 2009	vs #9 Florida!	Leavitt	Kuhn	Wilkins	Sample	Bigham	McKinney	Cox	Carver	McCann
May 23, 2009	vs Vanderbilt!	Leavitt	Kuhn	Wilkins	Sample	Cox	Bigham	McKinney	Carver	McCann
May 29, 2009	vs #24 Washington St.+	Leavitt	Tschepikow	Lyons	Wilkins	Bigham	McKinney	Cox	Cisterna	Kuhn
May 30, 2009	#9 OKLAHOMA +	Leavitt	Tschepikow	Lyons	Wilkins	Cox	Bigham	McKinney	McCann	Kuhn
May 31, 2009	at #9 Oklahoma +	Leavitt	Tschepikow	Lyons	Wilkins	Cox	Bigham	Eibner	McCann	Kuhn
June 5, 2009	at #5 Florida St.\$	Leavitt	Tschepikow	Lyons	Wilkins	Bigham	Cox	Eibner	McCann	Kuhn
June 6, 2009	#5 FLORIDA ST.\$	Leavitt	Tschepikow	Lyons	Wilkins	Bigham	Cox	Darr	McCann	Kuhn
June 13, 2009	vs #3 Cal St. Fullerton#	Leavitt	Tschepikow	Lyons	Wilkins	Cox	Bigham	Eibner	McCann	Darr
June 15, 2009	vs #1 LSU#	Leavitt	Tschepikow	Lyons	Wilkins	Cox	Bigham	Karr	McCann	Kuhn
June 17, 2009	vs #6 Virginia#	Leavitt	Tschepikow	Lyons	Wilkins	Bigham	Cox	Eibner	McCann	McKinney
June 19, 2009	vs #1 LSU#	Leavitt	Lyons	Cox	Wilkins	Bigham	House	Eibner	McCann	Darr

- Southeastern Conference game • ! - SEC Tournament • + - Nornam Regional • \$ - Tallahassee Super Regional • # - College World Series



2009 STARTING LINEUPS (DEFENSE)

Date	Opponent	C	1B	2B	3B	SS	LF	CF	RF	DH
Feb. 20, 2009	WASHINGTON ST.	Cisterna	House	Tschepikow	Wilkins	Lyons	Darr	Eibner	Leavitt	Cox
Feb. 20, 2009	WASHINGTON ST. (2)	McCann	House	Tschepikow	Wilkins	Lyons	McKinney	Eibner	Leavitt	Cox
Feb. 22, 2009	WASHINGTON ST.	Cisterna	Wilkins	Tschepikow	Cox	Lyons	Darr	Eibner	Leavitt	Sample
Feb. 24, 2009	KANSAS	McCann	Wilkins	Tschepikow	Cox	Carver	Kuhn	Leavitt	McKinney	Eibner
Feb. 25, 2009	KANSAS	Cisterna	Darr	Tschepikow	Wilkins	Lyons	Kuhn	Eibner	Leavitt	Sample
Feb. 27, 2009	WESTERN ILLINOIS	Cisterna	Darr	Tschepikow	Wilkins	Lyons	Kuhn	Eibner	Leavitt	Sample
Mar. 3, 2009	VALPARAISO	McCann	Wilkins	Bigham	Cox	Lyons	House	Eibner	Leavitt	Tschepikow
Mar. 4, 2009	VALPARAISO	Cisterna	House	Tschepikow	Cox	Lyons	Kuhn	Leavitt	Darr	Wilkins
Mar. 6, 2009	CALIFORNIA	Cisterna	House	Tschepikow	Wilkins	Lyons	Kuhn	Leavitt	Darr	Cox
Mar. 7, 2009	CALIFORNIA	McCann	House	Tschepikow	Cox	Lyons	Kuhn	Eibner	Leavitt	Wilkins
Mar. 8, 2009	CALIFORNIA	Cisterna	Wilkins	Tschepikow	Cox	Lyons	House	Eibner	Leavitt	Sample
Mar. 10, 2009	at Centenary	Cisterna	Wilkins	Tschepikow	Cox	Lyons	House	Leavitt	Darr	Sample
Mar. 13, 2009	#18 FLORIDA*	Cisterna	Wilkins	Tschepikow	Carver	Lyons	House	Eibner	Kuhn	Cox
Mar. 14, 2009	#18 FLORIDA*	Cisterna	Wilkins	Tschepikow	Carver	Lyons	Kuhn	Eibner	Darr	Hauskey
Mar. 15, 2009	#18 FLORIDA*	Cisterna	Wilkins	Tschepikow	Carver	Lyons	Kuhn	Eibner	Darr	Sample
Mar. 17, 2009	NEBRASKA	McCann	Wilkins	Tschepikow	Cox	Lyons	Darr	Kuhn	McKinney	Sample
Mar. 18, 2009	NEBRASKA	McCann	Wilkins	Tschepikow	Cox	Carver	House	Kuhn	Eibner	Sample
Mar. 20, 2009	at Auburn*	Cisterna	Wilkins	Tschepikow	Carver	Lyons	Kuhn	Eibner	Leavitt	Sample
Mar. 21, 2009	at Auburn*	Cisterna	Wilkins	Tschepikow	Cox	Lyons	Darr	Kuhn	Leavitt	House
Mar. 22, 2009	at Auburn*	Cisterna	Wilkins	Tschepikow	Cox	Lyons	Darr	Kuhn	Leavitt	House
Mar. 25, 2009	MISSOURI ST.	McCann	House	Tschepikow	Cox	Lyons	Darr	Leavitt	McKinney	Wilkins
Mar. 27, 2009	MISSISSIPPI ST.*	Cisterna	Wilkins	Tschepikow	Carver	Lyons	Kuhn	Eibner	Leavitt	Sample
Mar. 29, 2009	MISSISSIPPI ST.*	Cisterna	Wilkins	Tschepikow	Carver	Lyons	Kuhn	Eibner	Leavitt	Sample
Mar. 29, 2009	MISSISSIPPI ST.* (2)	Cisterna	Wilkins	Tschepikow	Carver	Lyons	Kuhn	Eibner	Leavitt	Sample
Mar. 31, 2009	at Missouri St.	McCann	Wilkins	Tschepikow	Cox	Lyons	Darr	Leavitt	McKinney	Eibner
Apr. 3, 2009	at #28 South Carolina*	Cisterna	Wilkins	Tschepikow	Cox	Lyons	Kuhn	Eibner	Leavitt	House
Apr. 4, 2009	at #28 South Carolina*	Cisterna	Wilkins	Tschepikow	Carver	Lyons	Kuhn	Eibner	Leavitt	Sample
Apr. 5, 2009	at #28 South Carolina*	Cisterna	Wilkins	Tschepikow	Cox	Lyons	Darr	Eibner	Leavitt	House
Apr. 7, 2009	#1 ARIZONA ST.	McCann	House	Tschepikow	Cox	Carver	Darr	Leavitt	McKinney	House
Apr. 8, 2009	#1 ARIZONA ST.	McCann	Wilkins	Bigham	Tschepikow	Carver	Darr	Eibner	Leavitt	Sample
Apr. 10, 2009	VANDERBILT*	Cisterna	Wilkins	Tschepikow	Carver	Lyons	Kuhn	Eibner	Leavitt	Darr
Apr. 11, 2009	VANDERBILT*	Cisterna	Wilkins	Tschepikow	Cox	Lyons	House	Eibner	Leavitt	Sample
Apr. 14, 2009	LA.-MONROE	McCann	Wilkins	Bigham	Carver	Lyons	Kuhn	Eibner	Leavitt	Eibner
Apr. 15, 2009	LA.-MONROE	McCann	Wilkins	Bigham	Cox	Lyons	Kuhn	Leavitt	Darr	Sample
Apr. 17, 2009	at #1 Georgia*	McCann	Wilkins	Tschepikow	Carver	Lyons	Kuhn	Eibner	Leavitt	Cox
Apr. 18, 2009	at #1 Georgia*	McCann	Wilkins	Tschepikow	Carver	Lyons	Kuhn	Eibner	Leavitt	Hauskey
Apr. 19, 2009	at #1 Georgia*	McCann	Wilkins	Tschepikow	Cox	Lyons	Kuhn	Leavitt	McKinney	House
Apr. 21, 2009	at Oral Roberts	McCann	Wilkins	Tschepikow	Cox	Lyons	Leavitt	Eibner	McKinney	Darr
Apr. 24, 2009	at Tennessee*	Cisterna	Wilkins	Tschepikow	Cox	Lyons	Kuhn	Eibner	Leavitt	House
Apr. 25, 2009	at Tennessee*	McCann	Wilkins	Tschepikow	Carver	Lyons	Kuhn	Leavitt	Darr	Sample
Apr. 26, 2009	at Tennessee*	Cisterna	Wilkins	Tschepikow	Cox	Lyons	Kuhn	Eibner	Leavitt	House
Apr. 28, 2009	#9 OKLAHOMA	McCann	Wilkins	Tschepikow	Cox	Lyons	Kuhn	Eibner	Leavitt	House
May 2, 2009	#4 LSU*	Cisterna	Wilkins	Tschepikow	Carver	Lyons	Kuhn	Eibner	Leavitt	Cox
May 2, 2009	#4 LSU* (2)	McCann	Wilkins	Tschepikow	Carver	Lyons	Kuhn	Eibner	Leavitt	Cox
May 3, 2009	#4 LSU*	McCann	Wilkins	Tschepikow	Cox	Lyons	House	Leavitt	Darr	Sample
May 8, 2009	at #21 Alabama*	Cisterna	Wilkins	Tschepikow	Cox	Lyons	Kuhn	Eibner	Leavitt	House
May 9, 2009	at #21 Alabama*	McCann	Wilkins	Bigham	Carver	Lyons	Sample	Kuhn	McKinney	Hauskey
May 10, 2009	at #21 Alabama*	McCann	Wilkins	Tschepikow	Cox	Lyons	Leavitt	Kuhn	McKinney	Hauskey
May 12, 2009	ORAL ROBERTS	Cisterna	Wilkins	Tschepikow	Cox	Lyons	Kuhn	Eibner	Leavitt	House
May 14, 2009	#9 OLE MISS*	McCann	Wilkins	Tschepikow	Carver	Lyons	Kuhn	Eibner	Leavitt	Hauskey
May 15, 2009	#9 OLE MISS*	McCann	Wilkins	Tschepikow	Cox	Lyons	Leavitt	Kuhn	Darr	Sample
May 16, 2009	#9 OLE MISS*	Cisterna	Wilkins	Tschepikow	Cox	Carver	Leavitt	Kuhn	Darr	Sample
May 20, 2009	vs #9 Florida!	Cisterna	Wilkins	Bigham	Cox	Tschepikow	Kuhn	Eibner	Leavitt	Sample
May 21, 2009	vs #21 Georgia!	McCann	Wilkins	Bigham	Cox	Tschepikow	Leavitt	Kuhn	McKinney	Sample
May 22, 2009	vs #9 Florida!	McCann	Wilkins	Bigham	Cox	Carver	Leavitt	Kuhn	McKinney	Sample
May 23, 2009	vs Vanderbilt!	McCann	Wilkins	Bigham	Cox	Carver	Leavitt	Kuhn	McKinney	Sample
May 29, 2009	vs #24 Washington St.+	Cisterna	Wilkins	Bigham	Cox	Tschepikow	Leavitt	Kuhn	McKinney	Lyons
May 30, 2009	#9 OKLAHOMA+	McCann	Wilkins	Bigham	Cox	Tschepikow	Leavitt	Kuhn	McKinney	Lyons
May 31, 2009	at #9 Oklahoma+	McCann	Wilkins	Bigham	Cox	Tschepikow	Kuhn	Eibner	Leavitt	Lyons
June 5, 2009	at #5 Florida St.\$	McCann	Wilkins	Bigham	Cox	Tschepikow	Kuhn	Eibner	Leavitt	Lyons
June 6, 2009	#5 FLORIDA ST.\$	McCann	Wilkins	Bigham	Cox	Tschepikow	Leavitt	Kuhn	Darr	Lyons
June 13, 2009	vs #3 Cal St. Fullerton#	McCann	Wilkins	Bigham	Cox	Tschepikow	Leavitt	Eibner	Darr	Lyons
June 15, 2009	vs #1 LSU#	McCann	Wilkins	Bigham	Cox	Tschepikow	Leavitt	Kuhn	Darr	Lyons
June 17, 2009	vs #6 Virginia#	McCann	Wilkins	Bigham	Cox	Tschepikow	Leavitt	Eibner	McKinney	Lyons
June 19, 2009	vs #1 LSU#	McCann	House	Bigham	Wilkins	Cox	Leavitt	Eibner	Darr	Lyons

- Southeastern Conference game • ! - SEC Tournament • + - Nornam Regional • \$ - Tallahassee Super Regional • # - College World Series

2009 GAME-BY-GAME HITTING



Date	Opponent	AB	R	H	RBI	2B	3B	HR	BB	IBB	SB	CS	HBP	SAC	SF	GDP	K	PO	A	E	Avg
Feb 20, 2009	WASHINGTON ST.	33	4	12	3	2	0	1	4	0	2	0	0	1	0	0	11	27	15	1	.364
Feb 20, 2009	WASHINGTON ST.	38	7	12	7	1	1	2	3	0	0	1	0	2	0	0	11	30	11	2	.338
Feb 22, 2009	WASHINGTON ST.	30	4	8	3	2	0	0	3	0	0	1	1	2	0	0	7	27	15	2	.317
Feb 24, 2009	KANSAS	34	3	8	2	2	0	1	6	0	0	0	1	0	0	2	7	27	2	0	.296
Feb 25, 2009	KANSAS	37	9	12	9	2	0	2	4	1	0	0	1	2	0	1	9	30	15	0	.302
Feb 27, 2009	W. ILLINOIS	33	8	6	7	0	1	2	8	0	2	1	1	0	1	0	3	30	12	3	.283
Mar 3, 2009	VALPARAISO	35	7	9	6	3	1	0	6	0	3	0	0	0	0	1	4	27	12	0	.279
Mar 4, 2009	VALPARAISO	36	9	11	9	4	1	1	8	0	3	0	1	0	0	0	8	27	6	1	.283
Mar 6, 2009	CALIFORNIA	37	5	9	4	0	0	1	7	0	0	0	2	1	0	0	14	30	15	3	.278
Mar 7, 2009	CALIFORNIA	33	6	8	5	0	0	0	9	0	0	0	1	0	0	1	8	27	8	3	.275
Mar 8, 2009	CALIFORNIA	32	13	12	13	4	1	2	10	0	1	0	1	3	0	1	12	27	9	1	.283
Mar 10, 2009	at Centenary	32	3	7	3	0	0	1	4	0	0	1	0	0	0	1	10	24	12	4	.278
Mar 13, 2009	FLORIDA*	35	11	14	10	2	0	3	5	0	1	3	1	1	0	0	7	27	12	0	.288
Mar 14, 2009	FLORIDA*	31	8	11	7	1	0	1	6	0	0	0	0	3	0	0	3	27	10	1	.292
Mar 15, 2009	FLORIDA*	29	4	5	2	0	1	0	4	1	3	1	1	2	0	1	7	27	11	0	.285
Mar 17, 2009	NEBRASKA	29	7	8	6	4	0	1	6	1	0	2	1	1	0	1	6	27	13	1	.285
Mar 18, 2009	NEBRASKA	33	4	8	4	0	1	3	1	0	2	0	0	1	0	1	9	27	11	1	.282
Mar 20, 2009	at Auburn*	35	3	10	3	2	0	2	3	0	0	0	1	1	0	0	10	27	16	0	.282
Mar 21, 2009	at Auburn*	37	10	12	10	3	0	0	9	0	3	1	2	0	0	1	11	27	10	0	.285
Mar 22, 2009	at Auburn*	44	12	17	9	4	1	0	5	0	1	1	0	0	1	0	6	27	8	3	.291
Mar 25, 2009	MISSOURI ST	39	10	17	9	3	1	0	4	0	1	0	3	0	1	1	6	27	4	0	.299
Mar 27, 2009	MISSISSIPPI ST.*	40	20	14	17	1	0	3	8	0	3	0	4	0	1	0	2	27	18	4	.302
Mar 29, 2009	MISSISSIPPI ST.*	23	5	7	5	1	0	1	4	0	1	0	0	1	1	0	3	21	11	0	.302
Mar 29, 2009	MISSISSIPPI ST.*	29	4	9	3	1	0	1	3	0	2	0	0	0	0	1	7	21	5	3	.302
Mar 31, 2009	at Missouri St	32	2	5	2	1	0	2	1	0	0	0	0	0	0	0	15	27	8	1	.297
Apr 3, 2009	at South Carolina*	33	6	7	6	1	0	2	6	0	2	0	1	1	0	0	10	27	11	0	.294
Apr 4, 2009	at South Carolina*	31	1	4	1	1	0	0	3	0	0	0	0	0	0	0	10	24	8	0	.288
Apr 5, 2009	at South Carolina*	38	7	14	7	1	0	2	4	0	0	0	0	1	0	1	4	27	9	1	.291
Apr 7, 2009	ARIZONA STATE	34	7	8	7	2	0	0	5	1	2	0	2	0	0	0	9	27	11	0	.289
Apr 8, 2009	ARIZONA STATE	31	8	11	7	1	0	0	5	1	0	0	1	2	0	1	3	27	13	1	.291
Apr 10, 2009	VANDERBILT*	31	0	4	0	0	0	0	3	0	1	0	1	0	0	1	11	27	12	4	.286
Apr 11, 2009	VANDERBILT*	32	6	7	6	1	0	4	2	0	0	1	0	0	0	1	14	27	13	4	.284
Apr 14, 2009	LA.-MONROE	34	2	8	2	3	0	1	2	0	0	0	0	0	0	0	4	27	17	0	.283
Apr 15, 2009	LA.-MONROE	37	10	9	8	1	0	3	5	1	3	0	3	2	0	1	8	30	11	1	.282
Apr 17, 2009	at Georgia*	31	3	7	3	0	0	1	1	0	1	1	1	0	1	0	9	25	14	1	.280
Apr 18, 2009	at Georgia*	31	3	6	2	1	0	1	5	1	4	1	1	1	0	0	4	25	16	0	.278
Apr 19, 2009	at Georgia*	28	2	3	2	1	0	0	1	0	0	0	0	1	0	2	8	27	8	0	.274
Apr 21, 2009	at Oral Roberts	35	9	9	8	2	0	1	5	1	3	1	3	0	0	1	11	27	15	0	.274
Apr 24, 2009	at Tennessee*	34	9	11	8	2	0	1	10	0	1	1	2	1	1	0	9	27	6	3	.275
Apr 25, 2009	at Tennessee*	37	4	11	4	1	1	1	1	0	2	0	0	1	0	0	9	26	10	2	.276
Apr 26, 2009	at Tennessee*	35	15	13	15	4	0	5	7	0	2	0	3	0	0	2	6	24	9	0	.278
Apr 28, 2009	OKLAHOMA	35	8	9	8	1	0	3	6	2	1	2	1	1	1	0	11	30	14	1	.277
May 2, 2009	LSU*	33	11	11	9	2	0	1	5	0	1	0	3	2	0	1	7	27	15	2	.279
May 2, 2009	LSU*	29	0	2	0	1	0	0	1	0	0	0	0	0	0	0	6	27	9	1	.275
May 3, 2009	LSU*	37	3	11	3	2	0	2	3	0	0	1	0	0	0	0	7	27	6	0	.275
May 8, 2009	at Alabama*	30	1	3	1	0	0	1	0	0	0	0	1	0	0	0	7	24	12	0	.272
May 9, 2009	at Alabama*	31	6	8	6	1	0	3	6	0	4	1	1	0	0	1	9	24	9	1	.271
May 10, 2009	at Alabama*	35	5	9	2	5	1	0	4	0	1	0	0	1	1	0	7	24	3	1	.271
May 12, 2009	ORAL ROBERTS	31	3	6	3	1	0	0	5	0	0	1	2	0	0	0	13	27	13	2	.270
May 14, 2009	OLE MISS*	39	5	13	5	2	0	1	4	0	1	1	0	0	0	0	12	27	10	4	.271
May 15, 2009	OLE MISS*	32	3	6	3	3	0	1	2	0	0	0	0	1	1	0	8	27	13	3	.270
May 16, 2009	OLE MISS*	33	3	8	3	2	0	0	2	0	0	0	0	0	0	1	6	27	12	1	.269
May 20, 2009	vs Florida!	39	8	11	7	3	0	1	5	1	0	0	0	1	0	0	2	27	11	1	.269
May 21, 2009	vs Georgia!	35	1	6	1	0	0	0	0	0	1	0	0	0	1	0	6	27	11	0	.267
May 22, 2009	vs Florida!	28	10	9	8	2	0	1	5	0	1	1	3	3	0	2	7	27	12	2	.268
May 23, 2009	vs Vanderbilt!	26	1	5	1	2	0	0	1	0	0	0	0	0	0	0	7	20	9	0	.267
May 29, 2009	vs Washington St. +	35	10	10	9	2	0	1	2	0	1	0	2	1	0	0	10	27	21	2	.268
May 30, 2009	vs Oklahoma +	44	17	20	16	5	2	1	6	0	2	0	0	0	0	0	8	27	10	0	.272
May 31, 2009	vs Oklahoma +	40	11	15	11	4	0	4	2	0	0	0	2	0	0	1	11	27	10	0	.274
Jun 5, 2009	at Florida St. \$	29	7	5	5	1	0	1	6	0	0	2	2	1	1	1	5	27	9	1	.272
Jun 6, 2009	FLORIDA ST. \$	35	9	10	8	3	0	2	8	0	1	0	0	0	0	2	8	27	11	0	.273
Jun 13, 2009	vs Cal St. Fullerton#	37	10	13	10	0	0	2	4	0	0	0	1	1	1	1	6	27	18	3	.274
Jun 15, 2009	vs LSU#	35	1	9	1	3	0	0	3	0	2	0	0	0	1	0	10	27	9	2	.274
Jun 17, 2009	vs Virginia#	45	4	12	4	2	0	1	1	0	2	1	1	0	1	1	11	36	20	2	.274
Jun 19, 2009	vs LSU#	36	5	9	5	0	0	2	2	0	0	0	0	0	0	0	9	27	9	2	.273
Totals		2207	412	603	373	112	13	80	279	11	67	27	59	43	15	34	518	1740	728	82	.273

* - Southeastern Conference game • ! - SEC Tournament • + - Norman Regional • \$ - Tallahassee Super Regional • # - College World Series



2009 GAME-BY-GAME PITCHING

Date	Opponent	IP	H	R	ER	BB	SO	2B	3B	HR	WP	BK	HBP	DP	IBB	Score	W	L	SV	ERA
Feb 20, 2009	WASHINGTON ST.	9.0	5	2	2	2	8	0	0	1	0	0	0	2	0	4-2	1	0	1	2.00
Feb 20, 2009	WASHINGTON ST.	10.0	7	5	4	2	12	1	0	1	0	0	3	1	0	7-5	2	0	1	2.84
Feb 22, 2009	WASHINGTON ST.	9.0	5	3	2	4	6	1	0	0	1	0	2	0	0	4-3	3	0	2	2.57
Feb 24, 2009	KANSAS	9.0	7	9	8	6	8	2	0	0	4	0	3	0	0	3-9	3	1	2	3.89
Feb 25, 2009	KANSAS	10.0	15	8	7	0	9	4	0	0	0	0	0	0	0	9-8	4	1	2	4.40
Feb 27, 2009	W. ILLINOIS	10.0	11	7	4	2	6	1	0	0	0	0	1	1	0	8-7	5	1	2	4.26
Mar 3, 2009	VALPARAISO	9.0	7	3	3	1	11	1	0	0	0	0	1	1	0	7-3	6	1	3	4.09
Mar 4, 2009	VALPARAISO	9.0	13	6	6	2	13	2	0	1	2	0	1	1	0	9-6	7	1	3	4.32
Mar 6, 2009	CALIFORNIA	10.0	10	4	2	1	12	3	0	1	1	0	3	1	0	5-4	8	1	3	4.02
Mar 7, 2009	CALIFORNIA	9.0	17	12	6	6	12	3	0	2	0	1	2	1	0	6-12	8	2	3	4.21
Mar 8, 2009	CALIFORNIA	9.0	6	3	2	3	11	0	0	2	0	0	1	0	0	13-3	9	2	3	4.02
Mar 10, 2009	at Centenary	8.0	13	8	6	2	5	4	1	0	1	1	2	0	0	3-8	9	3	3	4.22
Mar 13, 2009	FLORIDA*	9.0	9	4	4	2	10	2	0	1	0	0	1	0	0	11-4	10	3	3	4.20
Mar 14, 2009	FLORIDA*	9.0	6	4	4	7	12	2	0	0	0	0	2	0	0	8-4	11	3	3	4.19
Mar 15, 2009	FLORIDA*	9.0	7	2	2	0	8	0	0	1	2	0	0	0	0	4-2	12	3	4	4.04
Mar 17, 2009	NEBRASKA	9.0	4	3	2	7	10	2	0	0	0	0	0	1	0	7-3	13	3	4	3.92
Mar 18, 2009	NEBRASKA	9.0	9	7	4	3	8	2	0	1	0	0	1	0	0	4-7	13	4	4	3.92
Mar 20, 2009	at Auburn*	9.0	10	2	2	0	4	2	0	0	0	0	2	1	0	3-2	14	4	5	3.82
Mar 21, 2009	at Auburn*	9.0	7	6	6	6	7	0	0	2	0	0	1	2	0	10-6	15	4	5	3.93
Mar 22, 2009	at Auburn*	9.0	12	6	2	5	10	4	0	0	3	0	1	1	0	12-6	16	4	5	3.84
Mar 25, 2009	MISSOURI ST	9.0	6	0	0	3	18	2	0	0	0	1	0	0	0	10-0	17	4	5	3.66
Mar 27, 2009	MISSISSIPPI ST.*	9.0	13	9	8	1	2	2	0	2	1	0	1	2	0	20-9	18	4	6	3.85
Mar 29, 2009	MISSISSIPPI ST.*	7.0	4	1	1	3	5	0	0	0	0	0	0	1	0	5-1	19	4	7	3.76
Mar 29, 2009	MISSISSIPPI ST.*	7.0	12	12	7	6	10	2	0	1	1	0	1	0	0	4-12	19	5	7	3.93
Mar 31, 2009	at Missouri St	9.0	3	0	0	2	11	1	0	0	1	0	1	0	0	2-0	20	5	8	3.78
Apr 3, 2009	at South Carolina*	9.0	9	4	4	1	10	0	0	1	0	0	1	0	0	6-4	21	5	8	3.79
Apr 4, 2009	at South Carolina*	8.0	10	9	9	7	1	1	0	3	2	0	2	0	0	1-9	21	6	8	4.00
Apr 5, 2009	at South Carolina*	9.0	6	4	4	5	4	2	0	0	0	1	0	0	0	7-4	22	6	8	4.00
Apr 7, 2009	ARIZONA STATE	9.0	7	3	3	7	7	1	0	1	2	0	0	2	0	7-3	23	6	9	3.96
Apr 8, 2009	ARIZONA STATE	9.0	9	7	6	7	7	2	0	1	2	0	1	1	0	8-7	24	6	10	4.03
Apr 10, 2009	VANDERBILT*	9.0	11	9	9	5	9	2	0	0	0	0	2	3	0	0-9	24	7	10	4.19
Apr 11, 2009	VANDERBILT*	9.0	14	13	8	5	3	2	0	1	0	0	2	3	1	6-13	24	8	10	4.31
Apr 14, 2009	LA.-MONROE	9.0	6	3	3	3	5	1	0	2	0	0	0	2	0	2-3	24	9	10	4.27
Apr 15, 2009	LA.-MONROE	10.0	11	9	8	6	12	1	1	2	0	0	1	1	0	10-9	25	9	10	4.37
Apr 17, 2009	at Georgia*	8.1	8	4	4	5	6	1	0	1	0	0	0	1	0	3-4	25	10	10	4.37
Apr 18, 2009	at Georgia*	8.1	9	4	4	2	3	4	0	1	2	0	2	2	0	3-4	25	11	10	4.36
Apr 19, 2009	at Georgia*	9.0	1	0	0	3	12	1	0	0	0	0	0	0	0	2-0	26	11	10	4.25
Apr 21, 2009	at Oral Roberts	9.0	11	6	6	1	12	3	1	2	1	0	0	3	0	9-6	27	11	11	4.29
Apr 24, 2009	at Tennessee*	9.0	9	3	3	3	8	4	0	1	2	0	0	1	0	9-3	28	11	12	4.26
Apr 25, 2009	at Tennessee*	8.2	7	5	4	3	7	0	0	2	1	0	1	0	0	4-5	28	12	12	4.26
Apr 26, 2009	at Tennessee*	8.0	13	8	8	6	6	2	0	3	1	0	3	1	0	15-8	29	12	13	4.36
Apr 28, 2009	OKLAHOMA	10.0	11	7	7	7	7	1	0	3	1	0	0	3	1	8-7	30	12	13	4.41
May 2, 2009	LSU*	9.0	6	4	3	3	3	0	0	1	1	0	1	0	0	11-4	31	12	13	4.38
May 2, 2009	LSU*	9.0	9	5	4	3	9	3	1	0	1	0	0	0	0	0-5	31	13	13	4.37
May 3, 2009	LSU*	9.0	10	4	4	1	9	2	0	0	1	0	1	0	0	3-4	31	14	13	4.36
May 8, 2009	at Alabama*	8.0	8	2	2	1	3	3	0	0	1	0	0	1	0	1-2	31	15	13	4.32
May 9, 2009	at Alabama*	8.0	12	8	8	2	5	0	2	2	0	0	1	1	0	6-8	31	16	13	4.41
May 10, 2009	at Alabama*	8.0	10	6	6	4	10	1	0	4	0	0	0	0	0	5-6	31	17	13	4.45
May 12, 2009	ORAL ROBERTS	9.0	5	2	0	4	9	0	1	0	1	0	1	1	0	3-2	32	17	13	4.36
May 14, 2009	OLE MISS*	9.0	11	7	2	5	7	3	0	0	0	0	1	2	0	5-7	32	18	13	4.31
May 15, 2009	OLE MISS*	9.0	11	9	8	8	4	2	0	1	0	0	1	0	0	3-9	32	19	13	4.39
May 16, 2009	OLE MISS*	9.0	14	16	16	8	8	2	0	4	1	0	2	1	0	3-16	32	20	13	4.61
May 20, 2009	vs Florida!	9.0	4	5	4	9	9	0	0	0	1	0	0	2	0	8-5	33	20	14	4.60
May 21, 2009	vs Georgia!	9.0	7	2	2	6	6	4	0	0	0	0	1	0	1	1-2	33	21	14	4.55
May 22, 2009	vs Florida!	9.0	8	7	2	2	5	2	0	1	0	0	0	0	0	10-7	34	21	15	4.51
May 23, 2009	vs Vanderbilt!	6.2	15	11	11	2	3	2	0	1	0	0	2	1	0	1-11	34	22	15	4.65
May 29, 2009	vs Washington St. +	9.0	9	3	3	2	2	0	1	0	0	0	2	0	1	10-3	35	22	15	4.62
May 30, 2009	vs Oklahoma +	9.0	10	6	6	5	9	2	1	0	0	0	1	1	0	17-6	36	22	15	4.64
May 31, 2009	vs Oklahoma +	9.0	2	0	0	2	14	0	0	0	0	0	2	2	0	11-0	37	22	15	4.56
Jun 5, 2009	at Florida St.\$	9.0	10	2	1	4	6	2	0	0	0	0	1	0	0	7-2	38	22	15	4.50
Jun 6, 2009	FLORIDA ST.\$	9.0	10	8	8	5	7	2	0	1	0	1	0	1	0	9-8	39	22	15	4.56
Jun 13, 2009	vs Cal St. Fullerton#	9.0	9	6	5	2	4	1	0	0	0	0	0	1	0	10-6	40	22	16	4.57
Jun 15, 2009	vs LSU#	9.0	13	9	8	6	6	3	0	3	0	0	1	0	0	1-9	40	23	16	4.62
Jun 17, 2009	vs Virginia#	12.0	16	3	3	3	17	4	0	2	2	0	0	1	0	4-3	41	23	16	4.57
Jun 19, 2009	vs LSU#	9.0	16	14	11	6	9	4	0	4	3	0	0	2	0	5-14	41	24	16	4.67
Totals		580.0	595	363	301	245	511	113	9	64	43	5	63	56	4	412-363	41	24	16	4.67

* - Southeastern Conference game • ! - SEC Tournament • + - Norman Regional • \$ - Tallahassee Super Regional • # - College World Series

Bo Bigham

- SEC All-Tournament Team
- ESPN *SportsCenter* Top 10 Plays (No. 4 - 6/13/09)



Bo Bigham

Mike Bolsinger

- MLB Draft - 33rd Round, Oakland

Ryan Cisterna

- SEC Spring Academic Honor Roll
- MLB Draft - 34th Round, Anaheim

Zack Cox

- All-Ping! Baseball Freshman Team
- Louisville Slugger Freshman All-America
- NCBWA Freshman All-America
- NCAA Norman Regional All-Tournament Team
- SEC All-Tournament Team
- SEC Freshman Academic Honor Roll
- Cape Cod League West All-Star Team MVP

Andrew Darr

- SEC Spring Academic Honor Roll
- ESPN *SportsCenter* Top 10 Plays of the Week (No. 3 - 6/7/09)

Brett Eibner

- *Collegiate Baseball* National Pitcher of the Week
- SEC Pitcher of the Week
- ESPN *SportsCenter* Top 10 Plays (No. 5 - 6/5/09)
- Cape Cod League All-Star Game Home Run Derby Participant

Tom Hauskey

- SEC Spring Academic Honor Roll

Dallas Keuchel

- MLB Draft - 7th Round, Houston

Christian Kowalchuk

- SEC Spring Academic Honor Roll

Collin Kuhn

- SEC Freshman of the Week

Chase Leavitt

- NCAA Norman Regional All-Tournament Team
- SEC Player of the Week

Scott Limbocker

- SEC Spring Academic Honor Roll

Scott Lyons

- SEC Spring Academic Honor Roll
- MLB Draft - 15th Round, Kansas City

James McCann

- NCAA Norman Regional All-Tournament Team
- SEC Freshman Academic Honor Roll

Sam Murphy

- SEC Spring Academic Honor Roll

Stephen Richards

- SEC Spring Academic Honor Roll
- MLB Draft - 8th Round, Florida

Travis Sample


- SEC Spring Academic Honor Roll

Drew Smyly

- NCAA Norman Regional All-Tournament Team

Ben Tschepikow

- NCAA Norman Regional All-Tournament Team
- SEC All-Tournament Team
- MLB Draft - 17th Round, Kansas City



Ben Tschepikow

Justin Wells

- SEC Spring Academic Honor Roll

Andy Wilkins

- NCAA Norman Regional Most Outstanding Player
- NCAA Norman Regional All-Tournament Team
- USA National Collegiate Team



Playing with wood bats, Andy Wilkins had two home runs and 16 RBI with the USA National Collegiate Team this summer. Team USA beat Germany, 8-1, in the championship game of the World Baseball Challenge played in Prince George, British Columbia.



Zack Cox (left and below) spent his summer in the Cape Cod League with the Cotuit Kettleers where he posted a .344 batting average in 23 games; invited to the All-Star Game, he collected two hits, two runs and an RBI on his way to be named the West Team MVP.



During the summer of 2009, 13 current Razorbacks continued their playing days in various locations around the nation. In addition to Andy Wilkins' selection to the USA National Collegiate Team, Arkansas' players participated in the Alaska League, Cape Cod League, Missouri, Iowa, Nebraska and Kansas (M.I.N.K.) League, Northwoods League and Texas Collegiate League.

USA National Collegiate Team

Andy Wilkins

Alaska League

Sam Murphy - Mat Su Miners

Cape Cod League

Zack Cox - Cotuit Kettleers

Brett Eibner - Wareham Gatemen

M.I.N.K. League

Zack Hall - Sedalia Bombers

Scott Limbocker - Chillicothe Mudcats

Northwoods League

Collin Kuhn - Green Bay Bullfrogs

Kyle Robinson - Green Bay Bullfrogs

Drew Smyly - Duluth Huskies

Kendall Wehrle - Duluth Huskies

Texas Collegiate League

Kyle Atkins - Brazos Valley Bombers

Geoffrey Davenport - McKinney Marshalls

Zac Russell - Coppell Copperheads



Brett Eibner played for the Wareham Gatemen (above) of the Cape Cod League; Eibner was named the No. 18 prospect in the prestigious league and participated in the All-Star Home Run Derby. Zac Russell (below) was one of three Razorbacks to play in the Texas Collegiate League; he suited up for the Coppell Copperheads.





THE SOUTHEASTERN CONFERENCE

The Southeastern Conference, with its storied 76-year history of athletic achievements and academic excellence, has built perhaps the greatest tradition of intercollegiate competition in baseball of any league in the country since its inception in 1933.

The SEC posted another tremendous season in 2009 as the conference had eight teams earn selection to NCAA postseason play with Arkansas and LSU advancing to the College World Series. A SEC squad has now appeared in the College World Series 24 of the last 25 years. LSU advanced to and won the National Championship Series, marking the fifth time since 2000 an SEC team played for the national championship in Omaha. LSU won the SEC tournament title over Vanderbilt. LSU also won the SEC regular-season title with a 20-10 conference record, sharing the honor with Ole Miss.

The Southeastern Conference boasts 11 former National Players of the Year (Vanderbilt's David Price won in 2007), ten Baseball America Coach of the Year and eight Collegiate Baseball Coach of the Year honors. 143 student-athletes have been named first-team All-American, three of which came in 2009.

Four SEC players were taken in the first round of the 2009 Major League Baseball Amateur Draft, held Tuesday in New York City, including the seventh pick overall. Vanderbilt's Mike Minor was picked seventh by the Atlanta Braves. Jared Mitchell of LSU was selected 23rd by the Chicago White Sox. Pedro Alvarez was the second overall pick of the draft by the Pittsburgh Pirates in 2008. Vanderbilt's David Price was the first overall pick in 2007, while Luke Hochevar of Tennessee was first overall in 2006. With those four selections this year, the SEC has now had a first-round selection in each year since 1991 and 80 total in the first round during that time.

The SEC drew a record of nearly 1.9 million fans to its on-campus ballparks in 2009, the fourth year in a row to draw over 1.6 million. Seven SEC teams drew in excess of 100,000 fans to their parks in 2009. The SEC averaged a record 4,689 fans per game in 2009, the third straight year to exceed the 4,000 mark. South Carolina and LSU both opened new parks in 2009, while Ole Miss' recent expansion took capacity over 10,000. Four teams, all in the SEC West, can now house crowds of over 10,000. The SEC Baseball Tournament drew 86,048 fans, besting the attendance of three previous events this decade.



2010 SEC Tournament

Hoover, Ala.
Regions Park
May 26-30, 2010



2009 FINAL SEC STANDINGS

WESTERN DIVISION

School	SEC	Pct.	Div.	ALL	Pct.	Streak
LSU%!	20-10	.667	11-4	56-17	.767	W1
Ole Miss%	20-10	.667	10-5	44-20	.688	L2
Alabama	18-11	.621	8-6	37-21	.638	L4
Arkansas	14-15	.483	6-9	41-24	.631	L1
Auburn	11-19	.367	12-3	31-25	.554	L1
Miss. State	9-20	.310	5-9	25-29	.463	L1

% - SEC Co-Champion/Co-Western Division Champion

! - SEC Tournament Champion

- NCAA Champion

EASTERN DIVISION

School	SEC	Pct.	Div.	ALL	Pct.	Streak
Florida&	19-11	.633	12-3	42-22	.656	L2
S. Carolina	17-13	.567	10-5	40-23	.635	L2
Georgia	15-15	.500	7-8	38-24	.627	L2
Vanderbilt	12-17	.414	5-10	37-27	.578	L1
Kentucky	12-18	.400	6-9	28-26	.519	L1
Tennessee	11-19	.367	5-10	26-29	.473	W4

& - Eastern Division Champion

SEC NOTES

- The SEC has sent 38 teams to the College World Series since 1990. That was accomplished despite no SEC teams making the field in 1992. LSU has been to Omaha 12 times, Georgia five times and Florida and Mississippi State four times, while Alabama, South Carolina and Tennessee have been three times each. Arkansas advanced in 2004 and 2009, while Auburn has been once.
- SEC teams have won seven of the last 20 national championships, with LSU winning six (1991, 1993, 1996, 1997, 2000, 2009) and Georgia claiming the 1990 title. The SEC has finished runner-up four times in that time--1997, 2002, 2005 and 2008.
- Since 1990, 130 SEC squads have been invited to the NCAA Tournament, an average of nearly seven per season. The SEC set yet another NCAA record in 2004, 2005 and 2008 with nine teams earning postseason births. The SEC also had an NCAA-record five teams earn regional host sites in 2004 and 2006.



Hitting

Team	Avg.	G	AB	R	H	2B	3B	HR	RBI	TB	SLG%	BB	HBP	SO	GDP	OB%	SF	SH	SB-ATT	PO	A	E	FLD%
Alabama	.330	58	2086	509	689	142	14	107	475	1180	.566	248	75	435	39	.415	29	21	60-81	1526	520	61	.971
LSU	.315	73	2486	575	783	142	19	107	532	1284	.516	350	56	494	38	.405	43	28	114-155	1933	630	68	.974
Ole Miss	.310	64	2215	470	687	124	14	56	423	1007	.455	283	58	420	46	.398	25	40	92-118	1703	612	72	.970
South Carolina	.310	63	2216	479	687	134	11	109	452	1170	.528	267	57	440	30	.394	27	33	45-72	1671	619	61	.974
Florida	.309	64	2229	486	689	97	17	68	429	1024	.459	263	66	442	39	.393	30	42	72-109	1693	675	83	.966
Vanderbilt	.306	64	2173	449	665	134	8	56	399	983	.452	259	69	389	55	.392	32	37	89-123	1668	576	65	.972
Miss. State	.298	54	1812	356	540	103	11	61	338	848	.468	250	67	461	26	.398	25	46	72-93	1397	524	64	.968
Kentucky	.297	54	1860	372	553	80	7	56	336	815	.438	206	71	377	41	.385	20	51	71-87	1425	552	70	.966
Georgia	.292	62	2166	453	633	124	9	109	418	1102	.509	270	51	522	32	.381	14	16	72-98	1638	645	80	.966
Auburn	.286	56	1906	391	546	102	13	103	371	983	.516	239	63	484	30	.381	20	32	40-55	1492	528	65	.969
Tennessee	.286	55	1935	384	554	99	11	87	354	936	.484	228	67	411	23	.378	19	29	39-50	1455	515	56	.972
Arkansas	.273	65	2207	412	603	112	13	80	373	981	.444	279	59	518	34	.368	15	43	67-94	1740	729	83	.967
Totals	.302	732	25291	5336	7629	1393	147	999	4900	1231	.487	3142	759	5393	433	.391	299	418	833-1135	19341	7125	828	.970

CI - Miss State 3, Alabama 3, Florida 2, Vanderbilt 2, Georgia 1, Tennessee 1, Arkansas 1, Ole Miss 1, LSU 1.

Pitching

Team	ERA	W-L	G	CG	SHO	SV	IP	H	R	ER	BB	SO	2B	3B	HR	B/AVG	WP	HP	BK	SFA	SHA
LSU	4.01	56-17	73	3	4/2	22	644.1	631	319	287	186	679	106	9	81	.257	31	45	3	17	55
Ole Miss	4.04	44-20	64	4	3/2	17	567.2	602	312	255	189	623	109	9	46	.271	39	32	2	19	27
Florida	4.27	42-22	64	0	1/1	13	564.1	620	343	268	188	427	97	10	70	.282	47	55	11	26	51
Vanderbilt	4.66	37-27	64	6	6/4	17	556.0	586	326	288	207	604	115	10	68	.271	44	48	8	18	33
Arkansas	4.67	41-24	65	1	4/3	16	580.0	595	363	301	245	511	113	9	64	.267	43	63	5	19	41
Georgia	4.86	38-24	62	0	4/4	12	546.0	588	365	295	256	487	92	10	60	.274	58	54	10	25	31
South Carolina	5.07	40-23	63	6	6/6	8	557.0	553	349	314	268	500	72	6	69	.260	29	74	9	21	34
Alabama	5.13	37-21	58	4	2/2	11	508.2	553	336	290	182	487	88	14	54	.277	33	44	12	20	29
Kentucky	5.55	28-26	54	4	2/2	9	475.0	540	349	293	202	523	87	4	52	.284	65	60	10	18	27
Auburn	6.12	31-25	56	0	0/0	12	497.1	648	387	338	228	411	130	12	59	.321	41	49	4	31	32
Tennessee	6.24	26-29	55	1	0/0	8	485.0	557	374	336	215	494	127	11	77	.290	45	52	5	18	32
Miss. State	6.59	25-29	54	5	1/1	12	465.2	566	387	341	246	365	85	7	66	.305	52	63	7	21	23
Totals	5.03	445-287	732	34	33/27	157	6447.0	7039	4210	3606	2612	6111	1221	111	766	.279	527	639	86	253	415

PB - Vanderbilt 21, Georgia 17, Arkansas 15, Florida 14, Kentucky 14, Miss. State 11, Ole Miss 9, Tennessee 6, Alabama 6, South Carolina 6, LSU 5, Auburn 5. Pickoffs - Vanderbilt 16, Miss. State 13, Ole Miss 13, Kentucky 12, Tennessee 11, Florida 10, South Carolina 8, Arkansas 8, Georgia 7, LSU 6, Alabama 5, Auburn 2.

Fielding

Team	C	PO	A	E	FLD%	DPs	SBA	CSB	SBA%	PB	CI
LSU	2631	1933	630	68	.974	36	53	29	.646	5	1
South Carolina	2351	1671	619	61	.974	51	53	27	.663	6	0
Tennessee	2026	1455	515	56	.972	37	48	18	.727	6	1
Vanderbilt	2309	1668	576	65	.972	49	79	17	.823	21	2
Alabama	2107	1526	520	61	.971	35	80	22	.784	6	3
Ole Miss	2387	1703	612	72	.970	48	65	19	.774	9	1
Auburn	2085	1492	528	65	.969	55	42	28	.600	5	0
Miss. State	1985	1397	524	64	.968	56	58	20	.744	11	3
Arkansas	2552	1740	729	83	.967	56	53	34	.609	15	1
Georgia	2363	1638	645	80	.966	46	60	22	.732	17	1
Florida	2451	1693	675	83	.966	59	31	27	.534	14	2
Kentucky	2047	1425	552	70	.966	41	56	16	.778	14	0
Totals	27294	19341	7125	828	.970	569	678	279	.708	129	15



The Razorbacks were tied for second in the SEC with 56 double plays turned in 2009.



AVAILABLE AT YOUR LOCAL
SPORTING GOODS STORE

BCN9 STEALTH IMX BAT

STEALTH GRIP HELMET

SV12 BATTING GLOVES



UNIVERSITY OF ARKANSAS
RAZORBACKS BASEBALL
POWERED BY EASTON

HISTORY & RECORDS





ARKANSAS BASEBALL HISTORY



Few schools in America enjoy as rich a history as that of the Arkansas Razorback baseball program. With six College World Series appearances - including a national runner-up finish in 1979 - and 22 NCAA postseason appearances to its credit, the University of Arkansas has long been considered one of the nation's elite programs.

Entering their 88th season of play, the Razorbacks fielded their first team in 1897. Arkansas played for 24 years before seeing its team discontinued from 1930 to 1946. Hugo Bezdek, E.T. Pickering, T.T. McConnell, Claude Watts, Norman Coyle and Francis Schmidt served as coaches during the early days of the program. All but Watts and Coyle also served as head football coaches at the University.

The Razorbacks got back in the baseball business again in 1947 with Deke Brackett serving the first of three seasons as head coach. It was in 1950, with Razorback athletic trainer Bill Ferrell taking the reins that modern-day interest in the sport ignited for the first time. Though compiling only a 139-149 record during his 16-year tenure, the foundation was laid for what was to come.

Wayne Robbins took over for the popular Ferrell in 1966 and coached for four seasons, going 50-51. His successor was a fiery young coach from Wisconsin who would eventually build the program into one of national prominence.

Norm DeBriyn was hired by Arkansas Athletics Director George Cole in 1970 and charged with making the Razorbacks competitive on a conference and national level. Arkansas baseball had not been a baseball-playing member of a league since dropping out of Southwest Conference play in 1926. One of DeBriyn's first tasks was to resume a SWC schedule, a feat which was accomplished in time for the 1974 season. His teams proved competitive in one of the nation's toughest baseball leagues and Arkansas would end up qualifying for 14 of the 15 SWC tournaments held during the Hogs' membership in that league.

The Razorbacks became competitive on a larger scale as well, under DeBriyn. Arkansas participated in its first NCAA postseason in 1973, DeBriyn's fourth season, and made its first trip to the NCAA College World Series in just his 10th campaign.

That trip to Omaha in 1979 saw the Hogs finish as national runners-up to Cal State-Fullerton.

In his final season as coach, DeBriyn guided the Hogs to an NCAA Super Regional after winning the Wichita Regional with a perfect 3-0 mark. The Razorbacks came within two runs of advancing to their fifth NCAA College World Series, losing the Super Regional two games to one to the host, Clemson.

A new chapter in Arkansas Baseball history began in 2003 when former Razorback player and graduate assistant coach Dave Van Horn was named head coach after DeBriyn retired following the 2002 season. Since taking

over at his alma mater, Van Horn has continued to grow the Razorback program with seven straight NCAA Tournament berths, two Super Regional and Arkansas' fifth and sixth trips to the College World Series in 2004 and 2009.

Facilities have played an important role in the history of Razorback Baseball. Upon DeBriyn's arrival, the Razorbacks were playing games at the run-down and disheveled Washington County Fairgrounds field barely fit for pasture land. By 1975, Arkansas had moved into George Cole Field, one of the few college ballparks in the country with an artificial playing surface. The park gave the program immediate respectability and Arkansas would advance five times to NCAA postseason play and twice to the NCAA College World Series in its first decade in the park.

Lights were added in 1985 with the help of former standouts Kevin McReynolds, Johnny Ray and Tim Lollar, a move that again advanced the program up to another level.

George Cole Field was the site of the Razorback baseball program's coming of age. The Razorbacks would go 567-142-2 at the facility for a winning percentage of .799. It was the site of the school's first league tournament championship, in 1985, and home to a parade of all-conference and All-America players. McReynolds, Ray, Lollar and Tom Pagnozzi - some of the first Razorbacks to make a significant impact in Major League Baseball - were just a few of many DeBriyn pupils who honed their skills at George Cole Field and went on to excel in the majors.

Arkansas baseball is not just about those who have been able to play the game for a living. The Razorbacks have produced 82 all-conference selections (all since 1976 when Bill Montgomery was named All-Southwest Conference), 34 All-America picks (Lollar was the first in 1978), 53 all-conference tournament selections, four conference titles (1989, 1990, 1999, 2004), one conference tournament championship and seven NCAA Regional Tournament championships. Since joining the SEC in 1992, Arkansas has already placed 23 players on All-SEC lists. Adding all these feats to the fact that Arkansas baseball has seen 38 of its stars go on to play in the major leagues, has dozens currently playing professional baseball and claims five major league first-round draft picks in Kevin McReynolds (1981), Jeff King (1986), David Walling (1999), Nick Schmidt (2007) and Logan Forsythe (2008).

Although he retired following the 2002 season, the magic continues with DeBriyn's subtle influence on the lives of Charlie Baum and Willard & Pat Walker families, key contributors to perhaps the crowning achievement of DeBriyn's tenure - Baum Stadium at George Cole Field. The 8,237-seat stadium, which can accommodate a crowd of 10,737, is unparalleled in the country in form and function and promises again to move the program to an even higher level of achievement.

Designed by the nationally acclaimed firm HOK, designers of such jewels as Oriole Park at Camden Yards, Coors Field and Jacobs Field, Baum Stadium at George Cole Field played host to its first game on April 13, 1996, as a then-





record crowd of 3,328 saw the Razorbacks defeat Auburn in a doubleheader sweep. Named the best college baseball facility in the nation by Baseball America in 1998, the stadium has ignited the interest of Razorback fans throughout the region and helped Arkansas lead the nation in tickets sold in 2007 with 8,069 per game and set a then-NCAA record in the process.

Many former Razorbacks have given something back to the program that helped propel them to the professional ranks, but none so much as the all-star catcher Pagnozzi. In addition to contributing the funds which made possible the Razorback clubhouse that bears his name, the annual Tom Pagnozzi Invitational Golf Tournament and surrounding events raise thousands of dollars each year for the Arkansas baseball program.

Memorable moments of Arkansas baseball vary with the observer. Arkansas' first NCAA postseason appearance in 1973 at Arlington Stadium in Arlington, Texas, will long be considered a watershed moment for DeBriyn's program. Though the Hogs lost two straight, it was a signal the program had arrived. Just six years later, the Razorbacks raced through the NCAA East Regional in Tallahassee, Fla., in four games to advance to the CWS in Omaha, Neb., for the first time.

Three more wins in the then-true double elimination event put Arkansas in the championship game against Cal State-Fullerton. Fullerton, playing with one loss, won the first championship game, 13-10, forcing a winner-take-all rematch. Fullerton won that one as well, 2-1, sending the disappointed Hogs home with the national runner-up trophy.

A third-place finish at the 1985 CWS also saw the Razorbacks go through Tallahassee and started a five-year stretch in which Arkansas advanced to Omaha three times, each time on an odd year. Fifth-place finishes in 1987 and 1989 were outstanding achievements for phenomenal teams.

Arkansas played host to its first Southwest Conference tournament in 1985, winning in three-straight games at George Cole Field with an opening win over Baylor and back-to-back victories over rival Texas. It was another example of facilities playing a role in the program's success - only the addition of lights that season enabled the school to snare the tournament host honor from traditional sites Texas and Texas A&M.

Memorable moments are hard to narrow to such a small space but would include some hard-to-forget home runs and pitching performances. Ralph Kraus ushered in the school's first home night game in classic style with a home run in the bottom of the ninth inning to defeat Texas before thousands in 1985. McReynolds will long be known for his towering shots both at George Cole Field and at the SWC Tournament at Texas A&M in 1980.

There have been 12 no-hitters in school history, the most recent by the combination of Nick Schmidt, Brian McLelland and Devin Collis in 2006. They blanked Oklahoma State to join former Razorbacks Rich Erwin (1976), David Rhodes (1977), Scott Glanz (1982), Tim Deitz (1983), Fred Faust (1984), Steve Parker (1986), Dennis Fletcher-Tim Sherrill-Tim Peters (1987), Brian Cook-Brian Dennison (1991), Todd Abbott (1994), Richie Nye (1996) and Scott Roehl (2001) as no-hit specialists. Steve Krueger recorded the Southwest Conference's lowest league ERA in 1979 and 1980.

Another Nye helped the Hogs make history again on the final day of the 1999 regular season. Rodney Nye homered in each of his first three trips to the plate to help the Razorbacks to a victory that gave UA its first SEC Western Division and overall titles.

Baum Stadium has already seen its share of memorable games in its short lifespan, such as the Hogs' 11-run rally to beat South Carolina 17-16 in 1998 and a 16-0 win over Eastern Illinois in which David Walling fanned 16 batters to help give Norm DeBriyn his 1,000th career victory.

In 1999, the Razorbacks took their home-field advantage a new level, going 14-1 in home SEC games and ending the season with 13-consecutive conference victories at the facility. The solid play in home league games helped

the Hogs earn division and overall league titles and brought an NCAA regional to the UA campus for the first time in school history.

In 2004, Arkansas duplicated the feat again earning a share of the SEC crown and topping the SEC West. Picked last in the division to begin the season, Van Horn guided this gritty bunch of Hogs to their second league title since joining the SEC. For their efforts, Arkansas earned a coveted national seed in the NCAA tournament draw and hosted its second regional in school history.

The Razorbacks hosted the largest attended NCAA regional as 38,773 fans packed Baum Stadium for the three-day event. Arkansas didn't disappoint, although, it took a historic comeback to send the home crowd away happy. Down to its last out in an elimination game against Wichita State, Arkansas got a grand slam from junior catcher Brady Toops to complete an improbable 11-9 comeback win against Wichita State. Arkansas held off the Shockers, 4-3, in the regional final to secure the school's first-ever NCAA Super Regional.

The following weekend, Arkansas dominated No. 12 Florida State in a two-game sweep of the Seminoles televised nationally by ESPN. Razorback fans set a new NCAA record for super regional attendance at an on-campus venue drawing 9,338, on Friday and 10,027 on Saturday. With the 4-2 win on Saturday, Arkansas clinched its fifth College World Series berth.

Omaha did not prove as kind to the Hogs, as Arkansas dropped a pair of games to Texas and Arizona. Despite the quick exit, the improbable run of this underdog Razorback squad captured the imagination of UA fans everywhere laying the groundwork for even bigger and better things to come.

During the 2009 regular season, Arkansas earned its first-ever No. 1 ranking and defeated Arizona State in front of a Baum-record 11,014 fans in the facility's first matchup between top-ranked teams; the Sun Devils were also ranked No. 1 at the time.

In 2009, having swept through the Norman Regional and Tallahassee Super Regional, upending national seeds Oklahoma and Florida State, respectively, the Razorbacks earned their sixth trip to Omaha.

Arkansas split its first two games, besting Cal State Fullerton and then losing to LSU. The Hogs found themselves one out away from elimination against Virginia before Brett Eibner lifted a two-run shot to left field to tie the game. Arkansas went on to win the instant classic, 4-3, in 12 innings. The Razorbacks closed out the CWS with a tie for third place.

A rich history with legendary players, coaches and games make Arkansas baseball a unique and treasured program. With Baum Stadium as a backdrop for the Razorbacks' continued competition in the toughest league in the nation, Arkansas baseball promises to bring fans many more great moments for many years to come.



Former Razorbacks Ronn Reynolds, Kevin McReynolds, Tim Lollar and Johnny Ray with long-time Arkansas head coach Norm DeBriyn (middle).



1979 COLLEGE WORLD SERIES

Razorbacks Finish Second In First CWS Appearance



Record: 49-15

SWC Record: 19-5

SWC Finish: Second

SWC Tournament Finish: Second

College World Series Finish: Second

All-America Selections: Ronn Reynolds, C

CWS All-Tournament Team: Marc Brumble, OF

All-SWC Selections: Steve Krueger, LHP; Johnny Ray, 2B; Ronn Reynolds, C; Ed Wallace, 1B

All-SWC Tournament Selections: Marc Brumble, OF; John Hennell, 1B; Johnny Ray, 2B; Ronn Reynolds, C; Scott Tabor, P; Larry Wallace, SS

1979 Roster

Head Coach: Norm DeBrynn

Assistant Coaches: Doug Clark, Tom Hilton and Ban Ormsby

Name	Pos.	Yr.	Hometown (High School/Last School)
Tim Alexander	RHP	So.	Ft. Smith (Southside)
Jeff Ash	OF	Jr.	Shawnee Mission, Kan. (North)
Donald Atkins	INF/OF	Fr.	Little Rock, Ark. (Parkview)
Bill Bakewell	RHP	Sr.	Tulsa, Okla. (Hale)
Powell Bowers	2B	Fr.	Mt. Pleasant, Texas (Mt. Pleasant)
Jeff Boyd	RHP	Jr.	Springfield, Mo. (Glendale)
Marc Brumble	OF	Sr.	Tulsa, Okla. (Hale)
Mark Bulgarelli	C	Sr.	Littleton, Colo. (Arapahoe)
Randal Carter	SS/3B	Jr.	Springfield, Mo. (Hillcrest)
Tim Clancy	C/1B	Jr.	Tulsa, Okla. (Bishop Kelley)
Steve Coker	3B	So.	Fayetteville, Ark. (Fayetteville)
Chris Day	LHP	So.	Houston, Texas (Sharpstown)
Rich Erwin	RHP	Sr.	Littleton, Colo. (Littleton)
Kevin Grover	LHP	Fr.	Janesville, Wis. (Craig)
Bill Grubb	INF/OF	Jr.	Tulsa, Okla. (Hale)
Jeff Haun	INF	Fr.	Overland Park, Kan. (South)
John Hennell	1B	Jr.	Ashland, Wis. (Ashland)
Stuart Huchingson	RHP	Fr.	West Memphis, Ark. (West Memphis)
Jeff Huddleston	RHP	So.	Texarkana, Texas (Liberty)
Albert Jiron	SS	Fr.	Lakewood, Colo. (Bear Creek)
Danny Johnson	RHP	Fr.	Pine Bluff, Ark. (Watson Chapel)
Rob Kauffman	3B	Jr.	Tulsa, Okla. (Hale)
Mike Kreymborg	RHP	Fr.	Tulsa, Okla. (Bishop Kelley)
Dave King	OF	Jr.	Elkins, Ark. (Elkins)
Steve Krueger	LHP	Jr.	Topeka, Kan. (West)
Bruce Lahay	LHP	So.	St. Louis, Mo. (Oakville)
Mike Martin	OF	Sr.	Moore, Okla. (Moore)
Dale McDaniel	RHP	Jr.	Kansas City, Mo. (Hickman)
Pat McGurk	RHP	Jr.	Muskogee, Okla. (Muskogee)
Bob McHale	RHP	Jr.	Tobyhanna, Pa. (Pocono)
Kevin McReynolds	OF	Fr.	North Little Rock, Ark. (Sylvan Hills)
Kevin Radford	2B	Jr.	Tulsa, Okla. (Memorial)
Johnny Ray	2B	Sr.	Chouteau, Okla. (Chouteau)
Ronn Reynolds	C	Jr.	Wichita, Kan. (Southeast)
Rickey Riddle	OF	Jr.	Hot Springs, Ark. (Hot Springs)
Billy Schock	RHP	Fr.	Deer Park, Texas (Deer Park)
John Stanley	LHP	Jr.	Little Rock, Ark. (Hall)
Scott Tabor	RHP	Fr.	Little Rock, Ark. (McClellan)
Ed Wallace	LHP	Sr.	Florissant, Mo. (McClure)
Larry Wallace	2B/SS	Sr.	Pine Bluff, Ark. (Pine Bluff)
Manual Warrior	RHP	Sr.	Sapulpa, Okla. (Kellyville)
Ron Waymire	RHP	Jr.	Tulsa, Okla. (Cascia Hall)
Andy White	RHP	So.	Newport, Ark. (Newport)
Luis Zambrana	OF	So.	Carolina, Puerto Rico




1979 Results

Date	Result	Opponent	Location
2/23	W, 7-1	William Jewell	Fayetteville
2/23	W, 13-2	William Jewell	Fayetteville
2/27	W, 5-0	Missouri Southern	Fayetteville
2/27	W, 3-2	Missouri Southern	Fayetteville
3/2	W, 2-0	*Texas	Fayetteville
3/3	L, 2-3	*Texas	Fayetteville
3/3	L, 0-1	*Texas	Fayetteville
3/4	L, 2-3	Southern Illinois	Fayetteville
3/4	L, 5-18	Southern Illinois	Fayetteville
3/5	W, 5-0	Southwest Baptist	Fayetteville
3/5	W, 9-2	Southwest Baptist	Fayetteville
3/6	W, 4-1	Tulsa	Fayetteville
3/6	W, 8-1	Tulsa	Fayetteville
3/9	W, 6-3	*Rice	Houston, Texas
3/10	W, 7-2	*Rice	Houston, Texas
3/10	W, 12-3	*Rice	Houston, Texas
3/16	W, 12-1	*Baylor	Fayetteville
3/17	W, 5-1	*Baylor	Fayetteville
3/17	L, 0-4	*Baylor	Fayetteville
3/19	W, 13-0	Missouri Western	Fayetteville
3/19	W, 7-6	Missouri Western (11)	Fayetteville
3/23	W, 7-1	*TCU	Fort Worth, Texas
3/24	W, 10-1	*TCU	Fort Worth, Texas
3/24	W, 9-4	*TCU	Fort Worth, Texas
3/26	W, 6-2	Eastern Michigan	Fayetteville
3/26	W, 1-0	Eastern Michigan	Fayetteville
3/27	W, 7-4	Iowa	Fayetteville
3/27	W, 6-0	Eastern Michigan	Fayetteville
3/30	W, 3-1	*SMU	Fayetteville
3/31	W, 3-1	*SMU	Fayetteville
3/31	W, 9-2	*SMU	Fayetteville
4/3	W, 5-1	SMS	Fayetteville
4/3	W, 4-3	SMS	Fayetteville
4/6	L, 8-9	*Texas Tech	Lubbock, Texas
4/7	W, 6-2	*Texas Tech	Lubbock, Texas
4/7	W, 12-9	*Texas Tech	Lubbock, Texas
4/13	W, 4-0	South Dakota	Fayetteville
4/13	W, 7-0	South Dakota	Fayetteville
4/14	W, 7-1	South Dakota	Fayetteville
4/14	W, 8-1	South Dakota	Fayetteville
4/17	L, 2-5	Oral Roberts	Tulsa, Okla.
4/20	W, 5-3	*Houston	Fayetteville
4/21	W, 3-0	*Houston	Fayetteville
4/21	W, 11-10	*Houston (8)	Fayetteville
4/27	L, 0-6	*Texas A&M	College Station, Texas
4/28	W, 2-0	*Texas A&M (11)	College Station, Texas
4/28	W, 9-1	*Texas A&M	College Station, Texas
	L, 8-9	Missouri Southern	Joplin, Mo.
	W, 6-5	Missouri Southern	Joplin, Mo.
	L, 6-7	Wichita State	Wichita, Kan.
	L, 4-5	Wichita State	Wichita, Kan.
5/12!	W, 6-1	Baylor	Austin, Texas
5/13!	L, 2-6	Texas	Austin, Texas
5/14!	W, 6-2	Texas A&M	Austin, Texas
5/14!	L, 6-12	Texas	Austin, Texas
5/25 +	W, 12-11	George Washington	Tallahassee, Fla.
5/26 +	W, 9-1	Florida	Tallahassee, Fla.
5/26 +	W, 8-6	Delaware	Tallahassee, Fla.
5/27 +	W, 4-3	Delaware	Tallahassee, Fla.
6/1#	W, 5-4	Pepperdine	Omaha, Neb.
6/3#	W, 10-3	Arizona	Omaha, Neb.
6/5#	W, 9-4	Texas	Omaha, Neb.
6/6#	L, 10-13	Cal State-Fullerton	Omaha, Neb.
6/8#	L, 1-2	Cal State-Fullerton	Omaha, Neb.

* SWC Game ! SWC Tournament + NCAA East Regional
College World Series



Razorbacks Win 51 Games and Finish Third at the CWS

**Record: 51-15****SWC Record: 13-7**

SWC Finish: Third

SWC Tournament Finish: First

College World Series Finish: Third

All-America Selections: Mike Loggins, OF

CWS All-Tournament Team: Jeff King, 3B; Ralph Kraus, OF

All-SWC Selections: Tim Deitz, P; Fred Farwell, P; Jeff King, 3B; Mike Loggins, OF; Norm Roberts, OF

All-SWC Tournament Selections: Tim Deitz, P; Fred Farwell, P; Jeff King, 3B; Mike Loggins, OF; Dave Patterson, 1B (MVP); Norm Roberts, OF; Doyle Wilson, C

1985 Roster

Head Coach: Norm DeBriyn

Assistant Coaches: Doug Clark, Dave Jorn, Rex Dickerson (GA), Rude Garcia (GA) Dave Van Horn (GA)

Name	Pos.	Yr.	Hometown (High School/Last School)
Joe Blair	2B	Fr.	Orlando, Fla. (Bishop)
Kevin Campbell	RHP	So.	Des Arc, Ark. (Des Arc)
Dera Clark	RHP	So.	Artesia, N.M. (Artesia)
Steve Clements	OF	Sr.	Vancouver, British Columbia (S. Idaho JC)
Jay Cleveland	RHP	So.	Amarillo, Texas (UTEP)
Tim Deitz	RHP	Jr.	Tulsa, Okla. (Hale)
Joe DiLeo	INF	Fr.	Scranton, Pa. (Central)
Bobby Joe Edmonds	OF	So.	St. Louis, Mo. (Luthern North)
Fred Farwell	LHP	Jr.	Nashua, N.H. (Crowder JC)
Fred Faust	RHP	Jr.	Fayetteville, Ark. (Fayetteville)
David Ferrell	2B	Jr.	West Fork, Ark. (Northark JC)
Chris Flake	OF	Fr.	North Little Rock, Ark. (Northeast)
Rob Gee	LHP	Jr.	North Little Rock, Ark. (Westark JC)
Ray Harris	LHP	Fr.	Jacksonville, Ark. (Jacksonville)
Jim Hartman	OF	Fr.	Bedford, Texas (Trinity)
Keith Helton	LHP	So.	North Little Rock, Ark. (Ole Main)
Howard Hilton	RHP	Sr.	Oxnard, Calif. (Oxnard JC)
Rick Huntze	RHP	Sr.	Tulsa, Okla. (Bacone JC)
Mark Jackson	OF	Jr.	North Little Rock, Ark. (Northeast)
Joe Jakoncuk	1B	Fr.	Cabot, Ark. (Cabot)
Kevin Kee	RHP	Fr.	Wichita Falls, Texas (Hirsch)
Keith Kerns	2B	Jr.	Salina, Okla. (Bacone JC)
Jeff King	3B	So.	Colorado Springs, Colo. (Rampart)
Ralph Kraus	1B/OF	Jr.	Plano, Texas (Plano)
Jim Kremers	INF	Fr.	North Little Rock, Ark. (Catholic)
Mike Loggins	OF	Jr.	Crossett, Ark. (Crossett)
Chris Lusker	C	Jr.	Pittsburg, Kan. (Labette JC)
Ron Meilleur	RHP	Fr.	Winnipeg, Canada (Winnipeg)
Gary Murphy	RHP	Jr.	Hazleton, Pa. (Luzerne JC)
Greg Murtha	C	Fr.	Little Rock, Ark. (Westark JC)
David Patterson	INF	Jr.	Ventura, Calif. (Ventura JC)
Tony Peters	C	Jr.	Nicholson, Pa. (Lackawanna)
Pat Rice	RHP	Jr.	Colorado Springs, Colo. (Academy)
Derrick Richardson	INF	Sr.	Fort Smith, Ark. (Northside)
Norm Roberts	OF	Sr.	Texarkana, Texas (Texas)
Ellis Roby	SS	Jr.	North Little Rock, Ark. (Ole Main)
Doyle Wilson	C	Jr.	Chandler, Ariz. (Mesa JC)

**1985 Results**


Date	Result	Opponent	Location
2/9	L, 2-5	Miami	Coral Gables, Fla.
2/9	L, 1-2	Miami	Coral Gables, Fla.
2/10	L, 0-4	Miami	Coral Gables, Fla.
2/16	W, 4-0	Oklahoma City	Fayetteville
2/16	W, 20-13	Oklahoma City	Fayetteville
2/17	W, 5-2	Oklahoma City	Fayetteville
2/22	W, 5-1	Kansas State	Fayetteville
2/25	W, 12-1	Missouri Southern	Fayetteville
2/25	W, 8-3	Missouri Southern	Fayetteville
3/1	W, 15-4	Lubbock Christian	Fayetteville
3/2	W, 15-1	Lubbock Christian	Fayetteville
3/2	W, 4-1	Lubbock Christian	Fayetteville
3/3	W, 11-3	Northwest Missouri St.	Fayetteville
3/4	W, 18-8	Northeast Missouri St.	Fayetteville
3/5	W, 15-6	Southeast Oklahoma St.	Fayetteville
3/8	W, 9-7	Indiana State	Fayetteville
3/9	W, 7-2	Indiana State	Fayetteville
3/9	W, 3-1	Indiana State	Fayetteville
3/17	W, 8-4	*Rice	Houston, Texas
3/17	L, 2-13	*Rice	Houston, Texas
3/18	W, 10-0	Missouri Western	Fayetteville
3/18	W, 4-0	Missouri Western	Fayetteville
3/19	W, 4-3	School of the Ozarks	Fayetteville
3/19	W, 6-0	School of the Ozarks	Fayetteville
3/22	W, 5-4	*Texas	Fayetteville
3/23	W, 2-1	*Texas	Fayetteville
3/23	L, 3-13	*Texas	Fayetteville
3/26	L, 1-3	Oklahoma State	Stillwater, Okla.
3/29	L, 2-6	*Texas A&M	College Station, Texas
3/31	W, 6-4	*Texas A&M	College Station, Texas
3/31	W, 15-4	*Texas A&M	College Station, Texas
4/2	L, 6-14	Oklahoma State	Fayetteville
4/5	W, 16-12	*Houston	Fayetteville
4/6	W, 5-4	*Houston	Fayetteville
4/6	L, 9-10	*Houston	Fayetteville
4/12	W, 14-4	*Texas Tech	Lubbock, Texas
4/13	W, 14-11	*Texas Tech	Lubbock, Texas
4/13	W, 22-5	*Texas Tech	Lubbock, Texas
4/16	W, 6-5	SMS	Fayetteville
4/19	W, 19-7	*TCU	Fort Worth, Texas
4/20	L, 3-4	*TCU	Fort Worth, Texas
4/20	W, 12-6	*TCU	Fort Worth, Texas
4/26	L, 6-7	*Baylor	Fayetteville
4/27	W, 5-4	*Baylor	Fayetteville
4/27	L, 8-11	*Baylor	Fayetteville
4/30	L, 2-16	Mississippi State	Greenville, Miss.
5/1	W, 13-1	Mississippi State	Little Rock, Ark.
5/3	W, 10-4	Kansas	Fayetteville
5/4	W, 6-5	Kansas	Fayetteville
5/4	W, 6-2	Kansas	Fayetteville
5/6	W, 14-4	Oklahoma Christian	Fayetteville
5/9	W, 6-4	Oral Roberts	Fayetteville
5/10	W, 5-1	Oral Roberts	Fayetteville
5/11	W, 9-5	Oral Roberts	Tulsa, Okla.
5/15!	W, 11-2	Louisiana-Lafayette	Fayetteville
5/17!	W, 6-4	Baylor	Fayetteville
5/18!	W, 9-5	Texas	Fayetteville
5/19!	W, 10-6	Texas	Fayetteville
5/23+	W, 20-13	Eastern Kentucky	Tallahassee, Fla.
5/24+	W, 13-9	George Mason	Tallahassee, Fla.
5/25+	W, 7-6	Florida State	Tallahassee, Fla.
5/26+	W, 7-5	Georgia Tech	Tallahassee, Fla.
5/31#	W, 1-0	South Carolina	Omaha, Neb.
6/3#	L, 4-5	Mississippi State	Omaha, Neb.
6/6#	W, 10-4	Stanford	Omaha, Neb.
6/8#	L, 7-8	Texas	Omaha, Neb.

*SWC Game ! SWC Tournament + NCAA South II Regional
College World Series



1987 COLLEGE WORLD SERIES

Hogs Make Third Appearance in CWS and Finish Fifth



Record: 51-16

SWC Record: 17-4

SWC Finish: Second

SWC Tournament Finish: Second

College World Series Finish: Fifth

All-America Selections: Andy Skeels, C

CWS All-Tournament Team: None

All-SWC Selections: Bobby Edwards, P; Tim Peters, P; Andy Skeels, C

All-SWC Tournament Selections: Andy Skeels, C

1987 Roster

Head Coach: Norm DeBriyn

Assistant Coaches: Doug Clark, Dave Jorn, Dave Van Horn (GA), Jerry Pufall (GA)

Name	Pos.	Yr.	Hometown (High School/Last School)
Jim Anderson	C/OF	Fr.	St. Louis, Mo. (Lindbergh)
Bob Bailey	INF	Fr.	Newport, Ark. (Newport)
Randy Bobb	1B	Jr.	Broken Arrow, Okla. (Broken Arrow)
Jim Calhoun	INF	Fr.	Jacksonville, Ark. (Jacksonville)
Dan Campbell	OF	Jr.	Palos Verdes, Calif. (L.A. Harbor JC)
Kyle Caple	C	Fr.	Plano, Texas (Plano)
Bubba Carpenter	OF/LHP	Fr.	Winslow, Ark. (West Fork)
John Cebuhar	LHP	Jr.	Tulsa, Okla. (East Oklahoma JC)
Jay Cleveland	RHP	Sr.	Amarillo, Texas (UTEP)
Stan Click	OF	Jr.	Crossett, Ark. (Garden City JC)
Greg D'Alexander	3B	Fr.	Allen Park, Mich. (Cabrini)
Bob Edwards	RHP	Jr.	Salt Lake City, Utah (Coll. of S. Idaho)
Troy Eklund	1B/OF	So.	Kansas City, Mo. (Parkhill)
Dennis Fletcher	RHP	So.	Farmington, Ark. (Farmington)
Shawn Gore	1B/OF	Fr.	West Fork, Ark. (Farmington)
Bill Gunger	OF	So.	Auburn, NY (Quinnipiac College)
Ray Harris	LHP	Jr.	Jacksonville, Ark. (Jacksonville)
Keith Helton	LHP	Sr.	North Little Rock, Ark. (Ole Main)
Mickey House	OF	So.	DeKalb, Texas (Texarkana JC)
Greg King	INF	Fr.	Lenexa, Kan. (Shawnee Mission South)
Jim Kremers	C/OF	Jr.	North Little Rock, Ark. (Catholic)
Allen Lester	LHP	Fr.	Fort Smith, Ark. (Southside)
Rod Moore	OF	Sr.	Oklahoma City, Okla. (Seminole JC)
Mikequist	RHP	Fr.	LaJunta, Colo. (LaJunta)
Tim Peters	RHP	Sr.	Portland, Ore. (Coll. of S. Idaho)
Tony Peters	C	Sr.	Nicholson, Pa. (Lackawana JC)
Jim Phillips	1B	Jr.	Texarkana, Texas (Seminole JC)
Scott Pose	INF	So.	West Des Moines, Iowa (Iowa West CC)
Ken Reese	INF	Jr.	Texarkana, Texas (Panola JC)
Tim Sherrill	LHP	Sr.	Harrison, Ark. (North Arkansas CC)
Britt Shoptaw	RHP	Fr.	Little Rock, Ark. (McClellan)
Mike Sisco	SS	Sr.	Des Peres, Mo. (Merramec JC)
Andy Skeels	C/OF	Sr.	Thousand Oaks, Calif. (Oxnard JC)
Don Thomas	3B/OF	So.	Pine Bluff, Ark. (Dollaway)
Kendall Trainor	OF	So.	Fredonia, Kan. (Fredonia)
Spencer Wilkinson	RHP	Jr.	Muskogee, Okla. (Connors State CC)
Kelly Zane	INF	Jr.	Wichita, Kan. (Butler County CC)

1987 Results

Date	Result	Opponent	Location
2/14	W, 3-1	Memphis	Memphis, Tenn.
2/14	T, 2-2	Memphis	Memphis, Tenn.
2/21	W, 21-5	Memphis	Fayetteville
2/22	W, 14-7	Memphis	Fayetteville
2/23	W, 4-3	Missouri Southern	Fayetteville
2/23	W, 13-10	Missouri Southern	Fayetteville
2/25	L, 4-6	Hawaii Pacific	Honolulu, Hawaii
2/26	W, 10-7	Hawaii Pacific	Honolulu, Hawaii
2/27	L, 4-8	Hawaii	Honolulu, Hawaii
2/28	L, 5-6	Hawaii (10)	Honolulu, Hawaii
3/1	W, 9-7	Hawaii (10)	Honolulu, Hawaii
3/2	W, 7-4	Hawaii	Honolulu, Hawaii
3/6	L, 3-4	Kansas State	Fayetteville
3/7	W, 12-7	Kansas State	Fayetteville
3/8	W, 13-4	North Texas	Fayetteville
3/9	W, 13-3	Lubbock Christian	Fayetteville
3/10	W, 20-10	St. Louis	Fayetteville
3/11	W, 9-0	St. Louis	Fayetteville
3/11	W, 15-5	St. Louis	Fayetteville
3/13	W, 10-3	Northern Iowa	Fayetteville
3/14	W, 8-3	Western Kentucky	Fayetteville
3/15	W, 5-2	Western Kentucky	Fayetteville
3/15	L, 5-11	Washington State	Fayetteville
3/20	W, 17-10	*Texas A&M	College Station, Texas
3/21	W, 8-2	*Texas A&M	College Station, Texas
3/21	W, 7-3	*Texas A&M	College Station, Texas
3/25	L, 1-8	Oklahoma State	Stillwater, Okla.
3/27	L, 3-4	*Houston	Fayetteville
3/28	W, 10-3	*Houston	Fayetteville
3/28	W, 12-6	*Houston	Fayetteville
3/31	W, 11-2	Missouri-St. Louis	Fayetteville
3/31	W, 14-2	Missouri-St. Louis	Fayetteville
4/3	W, 2-0	*Texas Tech	Lubbock, Texas
4/4	W, 8-6	*Texas Tech	Lubbock, Texas
4/4	W, 9-0	*Texas Tech	Lubbock, Texas
4/7	W, 16-2	Evangel	Fayetteville
4/10	W, 9-7	*TCU	Fort Worth, Texas
4/11	L, 6-7	*TCU	Fort Worth, Texas
4/11	W, 13-7	*TCU	Fort Worth, Texas
4/15	W, 12-11	Oklahoma	Fayetteville
4/17	W, 5-3	*Baylor	Fayetteville
4/18	W, 8-0	*Baylor	Fayetteville
4/18	W, 6-5	*Baylor	Fayetteville
4/20	W, 12-1	School of the Ozarks	Fayetteville
4/21	W, 9-8	Oklahoma State	Fayetteville
4/24	W, 4-3	*Rice	Houston, Texas
4/25	W, 5-1	*Rice	Houston, Texas
4/25	W, 3-0	*Rice	Houston, Texas
4/28	W, 14-10	SE Oklahoma St.	Fayetteville
4/29	W, 20-5	Missouri Southern	Fayetteville
5/1	L, 5-9	*Texas	Fayetteville
5/2	W, 9-3	*Texas	Fayetteville
5/2	L, 1-4	*Texas	Fayetteville
5/7	W, 14-4	Oral Roberts	Fayetteville
5/8	W, 17-5	Oral Roberts	Fayetteville
5/10	L, 2-10	Oral Roberts	Tulsa, Okla.
5/10	L, 11-12	Missouri (10)	Columbia, Mo.
5/15!	W, 4-3	Texas A&M	Austin, Texas
5/17!	L, 10-3	Texas	Austin, Texas
5/17!	W, 14-9	Houston	Austin, Texas
5/18!	L, 2-3	Texas	Austin, Texas
5/22+	W, 10-7	Middle Tennessee	Huntsville, Ala.
5/22+	W, 7-2	West Virginia	Huntsville, Ala.
5/23+	W, 6-5	Clemson (10)	Huntsville, Ala.
5/24+	W, 4-2	Clemson	Huntsville, Ala.
5/30#	L, 6-13	Texas	Omaha, Neb.
5/31#	W, 5-4	Georgia	Omaha, Neb.
6/3#	L, 2-5	LSU	Omaha, Neb.

*SWC Game ! SWC Tournament + NCAA South I Regional
College World Series



Razorbacks Make Third CWS Appearance in Five Years and Fourth Overall



Record: 51-16

SWC Record: 17-4

SWC Finish: Tied-First

SWC Tournament Finish: Second

College World Series Finish: Fifth

All-America Selections: Troy Eklund, OF

CWS All-Tournament Team: None

All-SWC Selections: Bubba Carpenter, 1B/OF; Greg D'Alexander, 3B; Troy Eklund, OF; Mike Oquist, P; Scott Pose, OF; Phillip Stidham, P; Mark Swope, P

All-SWC Tournament Selections: None

1989 Roster

Head Coach: Norm DeBrynn

Assistant Coaches: Doug Clark, John Luedtke, Abraham Flores (GA), Rod Moore (GA), Shannon Rhea (GA)

Name	Pos.	Yr.	Hometown (High School/Last School)
Bill Abbottt	RHP	Jr.	Springfield, Mo. (Labette CC)
Doug Bennett	RHP	Fr.	Springfield, Mo. (Hillcrest)
Brent Birch	LHP	Fr.	North Little Rock, Ark. (Northeast)
Greg Boyd	C	Jr.	Paragould, Ark. (Three Rivers JC)
Chris Bryan	LHP	So.	Pine Bluff, Ark. (Pine Bluff)
Jim Calhoon	INF	Jr.	Jacksonville, Ark. (Jacksonville)
Bubba Carpenter	INF/OF	So.	Brentwood, Ark. (West Fork)
Jay Carpenter	INF/OF	Jr.	Brentwood, Ark. (Arkansas Tech)
Brian Cook	RHP	Fr.	Tulsa, Okla. (Memorial)
Greg D'Alexander	3B	Jr.	Allen Park, Mich. (Cabrini)
Charles Downey	SS	Fr.	League City, Texas (Dickinson)
Troy Eklund	OF	Sr.	Kansas City, Kan. (Park Hill)
Scott Epps	SS	Fr.	Jenks, Okla. (Jenks)
Haden Etheridge	OF	So.	North Little Rock, Ark. (Northeast)
Dennis Fletcher	RHP	Sr.	Farmington, Ark. (Farmington)
Tony Gilmore	C	Jr.	Tulsa, Okla. (Eastern Oklahoma JC)
Juju Harshaw	C/OF	Fr.	North Little Rock, Ark. (Northeast)
Glen Ray Hines	1B/3B	So.	Houston, Texas (Rice)
Todd Hobson	OF	Fr.	Indianapolis, Ind. (Lawrence North)
Dan Hreha	INF	Fr.	Brooklyn Center, Minn. (Park Center)
Cole Hyson	RHP	Jr.	Durango, Colo. (Eastern Utah)
Brett Kemohah	C/OF	Fr.	Vinita, Okla. (Vinita)
Greyson Liles	1B/OF	Fr.	Houston, Texas (Bellair)
Ron Moore	OF	So.	Oklahoma City, Okla. (Murray State JC)
Mike Oquist	RHP	Jr.	LaJunta, Colo. (LaJunta)
Scott Osmon	RHP	Sr.	Mountain Home, Ark. (North Ark CC)
Kirk Piskor	C	Fr.	Plano, Texas (Plano East)
Scott Pose	OF	Sr.	West Des Moines, Iowa (Iowa West JC)
Peter Raether	RHP	Fr.	Edina, Minn. (Edina)
Phillip Stidham	RHP	Fr.	Tulsa, Okla. (Nathan Hale)
Rod Stillwell	SS	Sr.	Thousand Oaks, Calif. (Moorpark JC)
Mark Swope	RHP	So.	Spring Hill, Kan. (Spring Hill)
Jim Tejcek	RHP	Jr.	San Diego, Calif. (Southern Idaho)
Don Thomas	OF	Sr.	Pine Bluff, Ark. (Dollarway)
Tim Thomas	2B	So.	St. Paul, Minn. (Iowa Western JC)

1989 Results


Date	Result	Opponent	Location
2/19	W, 5-1	Wichita State	Fayetteville
2/24	W, 6-2	Missouri Southern	Fayetteville
2/25	W, 3-2	Kansas	Fayetteville
2/25	W, 7-0	Kansas	Fayetteville
2/26	W, 18-4	Kansas	Fayetteville
2/28	W, 8-4	Kentucky	Lakeland, Fla.
3/1	W, 2-1	Penn State	Lakeland, Fla.
3/1	L, 2-6	Kentucky	Lakeland, Fla.
3/2	L, 2-6	Western Michigan	Lakeland, Fla.
3/3	W, 8-2	Eckerd	Lakeland, Fla.
3/4	W, 15-0	Western Michigan	Lakeland, Fla.
3/10	W, 1-0	Iowa State	Fayetteville
3/11	W, 9-4	Iowa State	Fayetteville
3/12	W, 4-1	Nebraska	Fayetteville
3/13	W, 9-1	Stephen F. Austin	Fayetteville
3/14	W, 13-4	Wisconsin-Osh Kosh	Fayetteville
3/15	W, 9-4	Wisconsin-Osh Kosh	Fayetteville
3/17	W, 3-2	Northwestern St.	Shreveport, La.
3/18	L, 2-10	Oklahoma State	Shreveport, La.
3/19	L, 4-8	Louisiana-Lafayette	Shreveport, La.
3/20	W, 14-4	Northern Iowa	Fayetteville
3/21	W, 12-1	Southwest Baptist	Fayetteville
3/22	W, 14-5	School of the Ozarks	Fayetteville
3/22	W, 10-0	School of the Ozarks	Fayetteville
3/24	W, 10-1	*Houston	Fayetteville
3/25	W, 3-0	*Houston	Fayetteville
3/25	W, 8-3	*Houston	Fayetteville
3/27	W, 11-3	St. Olaf	Fayetteville
3/31	W, 12-0	*Texas Tech	Lubbock, Texas
4/1	W, 3-2	*Texas Tech	Lubbock, Texas
4/1	W, 6-5	*Texas Tech	Lubbock, Texas
4/4	W, 10-4	Oklahoma State	Stillwater, Okla.
4/5	W, 6-4	Evangel	Fayetteville
4/7	W, 5-4	*TCU	Fort Worth, Texas
4/8	W, 8-6	*TCU	Fort Worth, Texas
4/8	W, 11-3	*TCU	Fort Worth, Texas
4/9	W, 11-1	Southeastern (Okla.) St.	Fayetteville
4/10	L, 8-10	Dallas Baptist	Fayetteville
4/11	W, 7-4	Missouri	Columbia, Mo.
4/14	W, 8-4	*Baylor	Fayetteville
4/15	W, 9-1	*Baylor	Fayetteville
4/15	W, 10-3	*Baylor	Fayetteville
4/19	W, 9-8	Northeastern (Okla.) St.	Fayetteville
4/21	W, 10-2	*Rice	Houston, Texas
4/22	L, 1-3	*Rice	Houston, Texas
4/22	W, 8-4	*Rice	Houston, Texas
4/26	L, 2-3	Oklahoma	Fayetteville
4/28	L, 4-5	*Texas	Fayetteville
4/29	W, 8-4	*Texas	Fayetteville
4/29	W, 14-7	*Texas	Fayetteville
4/30	W, 9-4	Kansas State	Fayetteville
5/1	L, 2-7	Kansas State	Fayetteville
5/5	W, 11-9	*Texas A&M (16)	College Station, Texas
5/6	L, 2-3	*Texas A&M	College Station, Texas
5/7	L, 0-9	*Texas A&M	College Station, Texas
5/10	W, 10-6	Oklahoma State	Fayetteville
5/18!	L, 3-8	Texas	College Station, Texas
5/19!	W, 5-4	Houston	College Station, Texas
5/20!	L, 1-9	Texas	College Station, Texas
5/25+	L, 5-7	Le Moyne	Waterbury, Conn.
5/26+	W, 8-2	George Washington	Waterbury, Conn.
5/28+	W, 9-2	Illinois	Waterbury, Conn.
5/29+	W, 1-0	Arizona State	Waterbury, Conn.
5/29+	W, 6-5	Le Moyne	Waterbury, Conn.
6/2#	L, 1-3	Wichita State	Omaha, Neb.
6/4#	W, 7-3	North Carolina	Omaha, Neb.
6/6#	L, 8-4	Wichita State	Omaha, Neb.

* SWC Game ! SWC Tournament + NCAA Midwest Regional
College World Series



2004 COLLEGE WORLD SERIES

Arkansas Returns to the CWS Under Dave Van Horn



Record: 45-24

SEC Record: 19-11

SEC Finish: First

SEC Tournament Finish: Third

College World Series Finish: Seventh

All-America Selections: None

CWS All-Tournament Selections: None

All-SEC Selections: Scott Hode, SS

All-SEC Tournament Selections: Jake Dugger, OF

2004 Roster

Head Coach: Dave Van Horn

Assistant Coaches: Matt Deggs, Dave Jorn and Tom Pagnozzi

Name	Pos.	Yr.	Hometown (High School/Last School)
Charley Boyce	RHP	So.	Broken Arrow, Okla. (Tulsa Union)
Clint Brannon	LHP	Jr.	Bradford, Ark. (Bradford)
Scott Bridges	INF/OF	Jr.	White Hall, Ark. (White Hall)
Robby Daniel	RHP	Fr.	Poyen, Ark. (Poyen)
Devin Day	INF	Jr.	Gilbert, Ariz. (Gilbert)
Jason Deere	C/OF	So.	Conway, Ark. (Conway)
Jake Dugger	OF	Fr.	Omaha, Neb. (Millard West)
James Gilbert	LHP	Fr.	Katy, Texas (James E. Taylor)
Boyd Goodner	RHP	Sr.	Benton, Ark. (Benton)
Clay Goodwin	1B/3B	Jr.	Benton, Ark. (Benton)
Brett Hagedorn	INF	Sr.	Fort Smith, Ark. (Southside)
Caton Hall	RHP	Sr.	McCrory, Ark. (McCrory)
Danny Hamblin	3B/1B	Fr.	Rowlett, Texas (Rowlett)
Scott Hode	INF	Jr.	Crystal Lake, Ill. (Crystal Lake)
Trey Holloway	LHP	Jr.	Booneville, Ark. (Booneville)
Ryan Lennerton	LHP	So.	Langley, British Columbia (Brookwood)
Daryl Maday	RHP	Fr.	Bristol, Wis. (Westosha)
Brian McLelland	RHP	Fr.	DeQueen, Ark. (DeQueen)
Knox McCorquodale	C/1B	Fr.	Orange, Texas (Little Cypress)
Bubbs Merrill	INF	Sr.	Omaha, Neb. (Millard North)
Blake Parker	C/1B/OF	Fr.	Fayetteville, Ark. (Fayetteville)
Haas Pratt	INF	Sr.	San Diego, Calif. (Rancho Bernardo)
Stephen Robison	OF	Fr.	Tulsa, Okla. (Union)
Casey Rowlett	INF/OF	Jr.	Jones, Okla. (Jones)
Jay Sawatski	LHP	Sr.	Little Rock, Ark. (Pulaski Academy)
Joe Skinner	LHP	Fr.	Grand Rapids, Mich. (South Christian)
Josh Smith	RHP	So.	Lake Havasu City, Ariz. (Lake Havasu)
Matt Stallings	RHP	So.	Colleyville, Texas (Missouri)
Brady Toops	C	Jr.	New London, Minn. (New London)
Kern Watts	OF	Fr.	Brampton, Ontario (Brampton Centennial)
Justin White	RHP	Fr.	Fort Gibson, Okla. (Fort Gibson)



2004 Results


Date	Result	Opponent	Location
2/13	W, 2-0	Louisiana Tech	Fayetteville
2/14	W, 22-2	Louisiana Tech	Fayetteville
2/15	W, 13-2	Louisiana Tech	Fayetteville
2/20	W, 14-7	St. John's	Fayetteville
2/21	W, 6-5	St. John's	Fayetteville
2/22	W, 14-3	St. John's	Fayetteville
2/24	W, 7-1	McNeese State	Fayetteville
2/25	W, 7-2	McNeese State	Fayetteville
2/27	L, 1-3	New Mexico	College Station, Texas
2/27	L, 5-7	Texas A&M	College Station, Texas
2/28	W, 13-3	New Mexico	College Station, Texas
2/28	W, 6-4	Texas A&M	College Station, Texas
2/29	L, 7-9	Texas A&M	College Station, Texas
2/29	W, 5-2	New Mexico	College Station, Texas
3/6	L, 1-4	Texas-Pan American	Edinburg, Texas
3/7	L, 4-11	Texas-Pan American	Edinburg, Texas
3/12	W, 4-3	Illinois - Chicago	Fayetteville
3/14	L, 1-9	Illinois - Chicago	Fayetteville
3/16	W, 10-9	Centenary	Fayetteville
3/17	W, 15-3	Centenary	Fayetteville
3/19	L, 1-11	*Florida	Gainesville, Fla.
3/20	W, 8-2	*Florida	Gainesville, Fla.
3/21	L, 6-7	*Florida (10)	Gainesville, Fla.
3/26	W, 5-3	*South Carolina	Fayetteville
3/27	W, 5-4	*South Carolina	Fayetteville
3/28	L, 2-10	*South Carolina	Fayetteville
3/30	W, 10-4	Wichita State	Fayetteville
4/2	L, 3-6	*Alabama	Fayetteville
4/3	W, 7-2	*Alabama	Fayetteville
4/4	W, 11-6	*Alabama	Fayetteville
4/6	L, 5-6	SMS (16)	Fayetteville
4/9	W, 11-8	*LSU	Baton Rouge, La.
4/10	W, 11-10	*LSU	Baton Rouge, La.
4/11	W, 7-5	*LSU	Baton Rouge, La.
4/13	L, 4-6	Oral Roberts	Fayetteville
4/16	W, 6-3	*Vanderbilt	Nashville, Tenn.
4/17	W, 9-4	*Vanderbilt	Nashville, Tenn.
4/18	L, 8-14	*Vanderbilt	Nashville, Tenn.
4/20	W, 5-2	Oklahoma State	Fayetteville
4/23	W, 9-4	*Kentucky	Fayetteville
4/24	W, 5-4	*Kentucky	Fayetteville
4/25	W, 11-10	*Kentucky	Fayetteville
4/27	W, 8-4	Oral Roberts	Tulsa, Okla.
4/30	L, 3-9	*Tennessee	Fayetteville
5/1	W, 4-1	*Tennessee	Fayetteville
5/2	W, 5-3	*Tennessee	Fayetteville
5/7	L, 0-1	*Ole Miss	Oxford, Miss.
5/8	W, 3-1	*Ole Miss	Oxford, Miss.
5/9	L, 3-5	*Ole Miss	Oxford, Miss.
5/11	W, 13-2	Texas-Pan American	Fayetteville
5/15	L, 2-3	*Mississippi State	Starkville, Miss.
5/16	L, 4-5	*Mississippi State	Starkville, Miss.
5/16	W, 4-2	*Mississippi State	Starkville, Miss.
5/21	W, 9-7	*Auburn	Fayetteville
5/22	L, 4-7	*Auburn	Fayetteville
5/23	W, 15-3	*Auburn	Fayetteville
5/26!	L, 6-8	Tennessee	Hoover, Ala.
5/27!	W, 4-3	Ole Miss	Hoover, Ala.
5/28!	W, 4-1	Tennessee	Hoover, Ala.
5/29!	L, 2-3	South Carolina	Hoover, Ala.
6/4+	W, 4-1	Le Moyne	Fayetteville
6/5+	L, 1-4	Wichita State	Fayetteville
6/5+	W, 10-7	Missouri	Fayetteville
6/6+	W, 11-9	Wichita State	Fayetteville
6/6+	W, 4-3	Wichita State	Fayetteville
6/11\$	W, 7-5	Florida State	Fayetteville
6/12\$	W, 4-2	Florida State	Fayetteville
6/18#	L, 2-13	Texas	Omaha, Neb.
6/19#	L, 2-7	Arizona	Omaha, Neb.

* SEC ! SEC Tournament + NCAA Fayetteville Regional

\$ NCAA Fayetteville SR # College World Series



Postseason Push Leads Arkansas to Sixth CWS Appearance

**Record: 41-24****SEC Record: 14-15**

SEC Finish: Seventh

SEC Tournament Finish: Third

College World Series Finish: Third

All-America Selections: Zack Cox (Freshman)

CWS All-Tournament Selections: None

All-SEC Selections: None

All-SEC Tournament Selections: Bo Bigham, INF; Zack Cox, INF; Ben Tschepikow, INF

2009 Roster

Head Coach: Dave Van Horn

Assistant Coaches: Todd Butler, Dave Jorn and Chris Curry

Name	Pos.	Yr.	Hometown (High School/Last School)
Kyle Atkins	OF	Fr.	DeQueen, Ark. (DeQueen HS)
Bo Bigham	INF	Fr.	Texarkana, Ark. (Arkansas HS)
Bryan Bigham	RHP	Jr.	Allen, Texas (Navarro College)
Mike Bolsinger	RHP	Jr.	McKinney, Texas (Grayson [Texas] CC)
Tim Carver	INF	Fr.	Fayetteville, Ark. (Fayetteville HS)
Ryan Cisterna	C	Sr.	Gilbert, Ariz. (Chandler-Gilbert [Ariz.] JC)
Trevor Cousineau	LHP	Fr.	Davidson, Mich. (Davidson HS)
Zack Cox	INF/RHP	Fr.	Louisville, Ky. (Pleasure Ridge Park HS)
Andrew Darr	OF/INF	Sr.	Gilbert, Ariz. (Chandler-Gilbert [Ariz.] JC)
Geoffrey Davenport	LHP	Fr.	Ft. Worth, Texas (Paschal HS)
Brett Eibner	OF/RHP	So.	Houston, Texas (The Woodlands HS)
T.J. Forrest	RHP	Jr.	Bossier City, La. (Bossier Parish CC)
Seth Gardner	OF	Fr.	Dallas, Texas (Highland Park HS)
Zack Hall	LHP	Fr.	Springdale, Ark. (Har Ber HS)
Tom Hauskey	C	Jr.	Springdale, Ark. (Springdale HS)
Jeremy Heatley	RHP	Jr.	Breckenridge, Texas (North Lake College)
Jacob House	OF/INF	So.	Mansfield, Texas (Timberview HS)
Dallas Keuchel	LHP	Jr.	Tulsa, Okla. (Bishop Kelley HS)
Christian Kowalchuk	LHP	Jr.	Saskatoon, Saskatchewan (Seward CC)
Collin Kuhn	OF/INF	Fr.	Beaver Dam, Wis. (Beaver Dam HS)
Chase Leavitt	OF	Sr.	St. George, Utah (Dixie College/CCSN)
Scott Limbocker	LHP	So.	Overland Park, Kan. (Blue Valley North HS)
Scott Lyons	INF	Sr.	Covina, Calif. (Mt. San Antonio [Calif.] JC)
James Mahler	RHP	So.	Sandy, Utah (Jordan HS)
James McCann	C	Fr.	Santa Barbara, Calif. (Dos Pueblos HS)
Jarrod McKinney	OF	Fr.	Hughes Springs, Texas (Hughes Springs HS)
Sam Murphy	RHP	So.	Omaha, Neb. (Westside HS)
Jonathan Perlman	INF	Fr.	Dallas, Texas (Highland Park HS)
Stephen Richards	LHP	Jr.	Plano, Texas (Plano East HS)
Zac Russell	C	Fr.	Bulverde, Texas (Smithson Valley HS)
Travis Sample	OF	So.	Dallas, Texas (Howard JC)
Drew Smyly	LHP	Fr.	Little Rock, Ark. (Central HS)
Ben Tschepikow	INF	Sr.	Fayetteville, Ark. (Fayetteville HS)
Kendall Wehrle	INF/RHP	Fr.	Papillion, Neb. (Papillion-La Vista South HS)
Justin Wells	RHP	Sr.	Bryant, Ark. (Texarkana College)
Andy Wilkins	INF	So.	Broken Arrow, Okla. (Broken Arrow HS)

**2009 Results**

Date	Result	Opponent	Location
2/20	W, 4-2	Washington State	Fayetteville
2/21	W, 7-5	Washington State	Fayetteville
2/22	W, 4-3	Washington State	Fayetteville
2/24	L, 3-9	Kansas	Fayetteville
2/25	W, 9-8	Kansas	Fayetteville
2/27	W, 8-7	Western Illinois	Fayetteville
3/3	W, 7-3	Valparaiso	Fayetteville
3/4	W, 9-6	Valparaiso	Fayetteville
3/6	W, 5-4	California	Fayetteville
3/7	L, 6-12	California	Fayetteville
3/8	W, 13-3	California	Fayetteville
3/10	L, 3-8	Centenary	Shreveport, La.
3/13	W, 11-4	Florida*	Fayetteville
3/14	W, 8-4	Florida*	Fayetteville
3/15	W, 4-2	Florida*	Fayetteville
3/17	W, 7-3	Nebraska	Fayetteville
3/18	L, 4-7	Nebraska	Fayetteville
3/20	W, 3-2	Auburn*	Auburn, Ala.
3/21	W, 10-6	Auburn*	Auburn, Ala.
3/22	W, 12-6	Auburn*	Auburn, Ala.
3/25	W, 10-0	Missouri State	Fayetteville
3/27	W, 20-9	Mississippi State*	Fayetteville
3/27	W, 5-1	Mississippi State*	Fayetteville
3/29	L, 4-12	Mississippi State*	Fayetteville
3/31	W, 2-0	Missouri State	Springfield, Mo.
4/3	W, 6-4	South Carolina*	Columbia, S.C.
4/4	L, 1-9	South Carolina*	Columbia, S.C.
4/5	W, 7-4	South Carolina*	Columbia, S.C.
4/7	W, 7-3	Arizona State	Fayetteville
4/8	W, 8-7	Arizona State	Fayetteville
4/10	L, 0-9	Vanderbilt*	Fayetteville
4/11	L, 6-13	Vanderbilt*	Fayetteville
4/14	L, 2-3	Louisiana-Monroe	Fayetteville
4/15	W, 10-9	Louisiana-Monroe	Fayetteville
4/17	L, 3-4	Georgia*	Athens, Ga.
4/18	L, 3-4	Georgia*	Athens, Ga.
4/19	W, 2-0	Georgia*	Athens, Ga.
4/21	W, 9-6	Oral Roberts	Tulsa, Okla.
4/24	W, 9-3	Tennessee*	Knoxville, Tenn.
4/25	L, 4-5	Tennessee*	Knoxville, Tenn.
4/26	W, 15-8	Tennessee*	Knoxville, Tenn.
4/28	W, 8-7	Oklahoma	Fayetteville
5/2	W, 11-4	LSU*	Fayetteville
5/2	L, 0-5	LSU*	Fayetteville
5/3	L, 3-4	LSU*	Fayetteville
5/8	L, 1-2	Alabama*	Tuscaloosa, Ala.
5/9	L, 6-8	Alabama*	Tuscaloosa, Ala.
5/10	L, 5-6	Alabama*	Tuscaloosa, Ala.
5/12	W, 3-2	Oral Roberts	Fayetteville
5/14	L, 5-7	Ole Miss*	Fayetteville
5/15	L, 3-9	Ole Miss*	Fayetteville
5/16	L, 3-16	Ole Miss*	Fayetteville
5/20	W, 8-5	Florida!	Hoover, Ala.
5/21	L, 1-2	Georgia!	Hoover, Ala.
5/22	W, 10-7	Florida!	Hoover, Ala.
5/23	L, 1-11	Vanderbilt!	Hoover, Ala.
5/29	W, 10-3	Washington State+	Norman, Okla.
5/30	W, 17-6	Oklahoma+	Norman, Okla.
5/31	W, 11-0	Oklahoma+	Norman, Okla.
6/5	W, 7-2	Florida State\$	Tallahassee, Fla.
6/6	W, 9-8	Florida State\$	Tallahassee, Fla.
6/13	W, 10-6	Cal St. Fullerton#	Omaha, Neb.
6/15	L, 1-9	LSU#	Omaha, Neb.
6/17	W, 4-3	Virginia#	Omaha, Neb.
6/19	L, 5-14	LSU#	Omaha, Neb.

* SEC ! SEC Tournament + NCAA Norman Regional

\$ NCAA Tallahassee SR # College World Series



NCAA POSTSEASON HISTORY

NCAA Tournament (50-46)

Regional Record:

36-32 (.529)

Super Regional Record:

5-2 (.714)

College World Series Record:

9-12 (.429)

2009 Norman Regional

Mitchell Park • Norman, Okla.

Washington State W 10-3

Oklahoma W 17-6

Oklahoma W 11-0

2009 Super Regional

Howser Stadium • Tallahassee, Fla.

Florida State W 7-2

Florida State W 9-8

2009 College World Series

Rosenblatt Stadium • Omaha, Neb.

CS Fullerton W 10-6

LSU L 1-9

Virginia W (12) 4-3

LSU L 5-14

2008 Stanford Regional

Klein Field • Palo Alto, Calif.

Pepperdine L 3-4

Stanford L 1-5

2007 Fayetteville Regional

Baum Stadium • Fayetteville, Ark.

Albany W 9-0

Oklahoma State L 3-14

Creighton W 6-0

Oklahoma State L 6-7

2006 Fayetteville Regional

Baum Stadium • Fayetteville, Ark.

Oral Roberts L (11) 3-4

Princeton W 6-2

Oklahoma State L 5-6

2005 Austin Regional

Disch-Falk Field • Austin, Texas

Miami (Ohio) W 9-5

Texas W 9-2

Texas L 19-8

Texas L 5-2

2004 Fayetteville Regional

Baum Stadium • Fayetteville, Ark.

LeMoyne W 4-1

Wichita St. L 3-4

Missouri W 10-7

Wichita State W 11-9

Wichita State W 4-3

2004 Super Regional

Baum Stadium • Fayetteville, Ark.

Florida State W 7-5

Florida State W 4-2

2004 College World Series

Rosenblatt Stadium • Omaha, Neb.

Texas L 13-2

Arizona L 7-2

2003 Austin Regional

Disch-Falk Field • Austin, Texas

Lamar L 2-3

Bucknell W 10-7

Lamar L 6-7

2002 Wichita Regional

Eck Stadium • Wichita, Kan.

Oklahoma W 8-5

Oral Roberts W 7-6

Oral Roberts W 11-6

2002 Super Regional

Kingsmore Stadium • Clemson, S.C.

Clemson W 9-6

Clemson L 7-8

Clemson L 4-7

1999 Fayetteville Regional

Baum Stadium • Fayetteville, Ark.

Delaware W 10-6

SMS L (10) 8-9

Clemson L 4-12

1998 Midwest Regional

Eck Stadium • Wichita, Kan.

Arizona State L 4-8

Wichita State W (11) 3-2

Georgia Tech L 0-2

1996 Central II Regional

Dan Law Field • Lubbock, Texas

Oklahoma State L 5-6

Southern California L 5-15

1995 Midwest I Regional

Eck Stadium • Wichita, Kan.

Stanford L 3-10

Texas Tech L 10-14

1990 Midwest Regional

Eck Stadium • Wichita, Kan.

Fordham L 5-8

Wichita State L 6-7

1989 Northeast Regional

Municipal Stadium • Waterbury, Conn.

LeMoyne L 5-7

George Wash. W 8-2

Illinois W 9-2

Arizona State W 1-0

LeMoyne W 6-5

1989 College World Series

Rosenblatt Stadium • Omaha, Neb.

Wichita State L 1-3

North Carolina W 7-3

Wichita State L 4-8

1988 Midwest Regional

Allie P. Reynolds Stadium • Stillwater, Okla.

Loyola-Marymount L 3-8

Oklahoma State L 7-13

1987 NCAA South I Regional

Joe W. Davies Stadium • Huntsville, Ala.

Middle Tenn. St. W 10-7

West Virginia W 7-2

Clemson W (10) 6-5

Clemson W 4-2

1987 College World Series

Rosenblatt Stadium • Omaha, Neb.

Texas L 6-13

Georgia W 5-4

LSU L 2-5

1986 NCAA Midwest Regional

Allie P. Reynolds Stadium • Stillwater, Okla.

Oregon State W 4-3

Stanford L 0-2

Oregon State L 0-1

1985 South II Regional

Seminole Stadium • Tallahassee, Fla.

Eastern Kentucky W 20-13

George Mason W 13-9

Florida State W 7-6

Georgia Tech W 7-5

1985 College World Series

Rosenblatt Stadium • Omaha, Neb.

South Carolina W 1-0

Mississippi State L 4-5

Stanford W 10-4

Texas L 7-8

1983 Midwest Regional

Allie P. Reynolds Stadium • Stillwater, Okla.

Oral Roberts L 6-7

Wichita State L 3-6

1980 Midwest Regional

J.L. Johnson Stadium • Tulsa, Okla.

Oral Roberts W 3-2

Missouri L 0-6

California L 1-7

1979 East Regional

Seminole Stadium • Tallahassee, Fla.

George Washington W 12-11

Florida W 9-1

Delaware W 8-6

Delaware W 4-3

1979 College World Series

Rosenblatt Stadium • Omaha, Neb.

Pepperdine W 5-4

Arizona W 10-3

Texas W 9-4

Cal State-Fullerton L 10-13

Cal State-Fullerton L 1-2

1973 NCAA District VI

Arlington Stadium • Arlington, Texas

Trinity L 0-6

Texas-Pan American L 2-4



The Razorbacks meet catcher Brady Toops at home plate after his game-winning grand slam in the top of the ninth inning against Wichita State during the 2004 Fayetteville Regional.

CONFERENCE TOURNAMENT HISTORY



SEC Tournament (19-26)

1992 SEC Tournament

Superdome • New Orleans, La.

South Carolina	W	8-6
LSU	L	1-8
South Carolina	L	5-9

1993 SEC Western Division

Alex Box Stadium • Baton Rouge, La.

Mississippi State	W	5-2
Auburn	L	1-3
LSU	L	7-13

1994 SEC Western Division

Swayze Field • Oxford, Miss.

Auburn	L (17)	1-3
LSU	L	2-5

1995 SEC Western Division

Dudy Noble Field • Starkville, Miss.

Ole Miss	W	5-2
Alabama	W	5-2
Alabama	L	7-8
LSU	L	6-7

1996 SEC Tournament

Hoover Metropolitan Stadium • Hoover, Ala.

Kentucky	L	5-7
----------	---	-----

1997 SEC Tournament

Golden Park • Columbus, Ga.

Auburn	L	3-7
--------	---	-----

1998 SEC Tournament

Hoover Metropolitan Stadium • Hoover, Ala.

LSU	W	8-4
Mississippi State	W	10-3
Mississippi State	W	7-3
Auburn	L	5-7

1999 SEC Tournament

Hoover Metropolitan Stadium • Hoover, Ala.

Kentucky	W	6-4
Auburn (11)	L	2-3
LSU	W	9-8
Auburn	W	9-5
Auburn	W	9-6
Alabama	L	3-9

2002 SEC Tournament

Hoover Metropolitan Stadium • Hoover, Ala.

South Carolina	L	1-10
Auburn	W	8-5
South Carolina	L	2-6

2003 SEC Tournament

Hoover Metropolitan Stadium • Hoover, Ala.

LSU	L	4-5
Ole Miss	L	7-8

2004 SEC Tournament

Hoover Metropolitan Stadium • Hoover, Ala.

Tennessee	L	6-8
Ole Miss	W	4-3
Tennessee	W	4-1
South Carolina	L	3-2

2005 SEC Tournament

Hoover Metropolitan Stadium • Hoover, Ala.

Florida	L	8-9
Alabama	L	4-5

2006 SEC Tournament

Hoover Metropolitan Stadium • Hoover, Ala.

Ole Miss	L	4-9
Alabama	L	3-4

2007 SEC Tournament

Hoover Metropolitan Stadium • Hoover, Ala.

Alabama	W	6-0
South Carolina	W	6-0
South Carolina	W	3-2
Vanderbilt	L	4-7

2009 SEC Tournament

Hoover Metropolitan Stadium • Hoover, Ala.

Florida	W	8-5
Georgia	L	1-2
Florida	W	10-7
Vanderbilt	L	1-11

SWC Tournament (18-25)

1977 SWC Tournament

Disch-Falk Field • Austin, Texas

Texas A&M	L	2-5
Texas	L	1-8

1978 SWC Tournament

Disch-Falk Field • Austin, Texas

Baylor	L	0-1
Texas A&M	L	0-5

1979 SWC Tournament

Disch-Falk Field • Austin, Texas

Baylor	W	6-1
Texas	L	2-6
Texas A&M	W	6-2
Texas	L	6-12

1980 SWC Tournament

Olsen Field • College Station, Texas

Texas A&M	W	19-10
Texas	L	4-6
Texas Tech	W	6-5
Texas	W	8-7
Texas	L	4-9

1981 SWC Tournament

Disch-Falk Field • Austin, Texas

Houston	L	2-7
Rice	W	5-4
Houston	W	9-3
Texas	L	1-11

1982 SWC Tournament

Olsen Field • College Station, Texas

Houston	W	9-6
Texas	L	0-8
Houston	L	8-9

1983 SWC Tournament

Disch-Falk Field • Austin, Texas

Houston	W	4-3
Texas	L	2-9
Houston	W	9-7
Texas	W	5-4
Texas	L	0-14

1984 SWC Tournament

Disch-Falk Field • Austin, Texas

Texas	L	1-8
Rice	L	1-8

1985 SWC Tournament

George Cole Field • Fayetteville, Ark.

Baylor	W	6-4
Texas	W	9-5
Texas	W	10-6

1986 SWC Tournament

Olsen Field • College Station, Texas

Texas A&M	L	0-4
-----------	---	-----

1987 SWC Tournament

Disch-Falk Field • Austin, Texas

Texas A&M	W	4-3
Texas	L	3-10
Houston	W	14-9
Texas	L	2-3

1988 SWC Tournament

George Cole Field • Fayetteville, Ark.

Texas A&M	L	3-4
Texas	L	1-7

1989 SWC Tournament

Olsen Field • College Station, Texas

Texas	L	3-8
Houston	W	5-4
Texas	L	1-9

1990 SWC Tournament

Disch-Falk Field • Austin, Texas

Rice	W	7-5
Texas	L	4-11
Houston	L	1-7



Danny Hamblin set the Arkansas career record for home runs, passing Ryan Lundquist, with his 57th all-time blast on May 23, 2007, against Alabama in a first-round SEC Tournament game in Hoover, Ala.



ALL-AMERICANS



Greg D'Alexander
3B - 1990



Troy Eklund
OF - 1989



Charlie Isaacson
RHP - 1999



Jeff King
3B - 1985, 86



Ralph Kraus
OF - 1986



Steve Krueger
LHP - 1980



Mike Loggins
OF - 1985




Tim Lollar
P/DH - 1978



Ryan Lundquist
OF - 1997



Kevin McReynolds
OF - 1980, 81



Kenderick Moore
2B - 1996



Ronn Reynolds
C - 1979



Nick Schmidt
LHP - 2006, 07



Andy Skeels
C - 1987



Phillip Stidham
RHP - 1990, 91




Jess Todd
RHP - 2007



David Walling
RHP - 1998, 99

FRESHMEN ALL-AMERICANS



Matt Carnes
RHP - 1995



Zack Cox
3B - 2009



Jake Dugger
OF - 2004



Matt Erickson
3B - 1995



James Ewing
2B - 2006




Danny Hamblin
DH - 2004



Charlie Isaacson
RHP - 1999



Jeff King
3B - 1984



Brian Kirby
OF - 1998



Nick Schmidt
LHP - 2005



Shaun Seibert
RHP - 2005




Phillip Stidham
RHP - 1989

ALL-SEC SELECTIONS



Ty Bilderback
OF - 1995



Matt Carnes
RHP - 1996, 97



Jake Dugger
OF - 2006



Matt Erickson
3B - 1996, 97



Logan Forsythe
3B - 2008



Ryan Fox
OF - 2003



Scott Hode
SS - 2004




Charlie Isaacson
RHP - 1999



Jeremy Jackson
OF - 1997



Ryan Lundquist
OF - 1997, 98



Kenderick Moore
2B - 1996



Rodney Nye
3B - 1999



Kit Pellow
DH - 1995



Nick Schmidt
LHP - 2006, 07



Jess Todd
RHP - 2007



David Walling
RHP - 1998, 99



Allen Williams
INF - 1992, 94

ALL-SWC / ALL-TOURNAMENT SELECTIONS

All-SWC Selections

Player, Pos.	Year(s)
Marc Brumble, OF	1977
Kevin Campbell, RHP	1984
Bubba Carpenter, 1B/OF	1989, 1990, 1991
Charlie Corbell, RHP	1982
Greg D'Alexander, 3B	1989, 1990
Billy Dees, 1B	1982, 1983
Tim Deitz, RHP	1985
Bobby Edwards, RHP	1987, 1988
Troy Eklund, OF	1988, 1989
Fred Farwell, RHP	1985
Tony Gilmore, C	1990
Jeff Hemm, C	1978
John Hennell, 1B	1981
Mark Johnson, OF	1990, 1991
Jeff King, 3B	1985, 1986
Ralph Kraus, OF	1986
Steve Krueger, LHP	1979, 1980
Mike Loggins, OF	1984, 1985
Tim Lollar, LHP/DH	1978
Scott Loseke, OF	1983
Kevin McReynolds, OF	1980, 1981
Bill Montgomery, OF	1976
Mike Oquist, RHP	1989
Tom Pagnozzi, C	1983
Steve Parker, RHP	1986
Dave Patterson, 1B	1986
Tim Peters, RHP	1987
Kirk Piskor, C/OF	1991
Scott Pose, OF	1989

Player, Pos.	Year(s)
Johnny Ray, 2B	1978, 1979
Ronn Reynolds, C	1979
Norm Roberts, OF	1983, 1985
Kenny Rogers, 3B	1981
Andy Skeels, C	1987
Phillip Stidham, RHP	1989, 1990, 1991
Mark Swope, RHP	1989, 1990
Scott Tabor, RHP	1981, 1982
Tim Thomas, 2B	1990
Dave Van Horn, 2B	1982
Ed Wallace, 1B	1979
Larry Wallace, SS	1979
Doyle Wilson, C	1986

All-SWC Tournament Selections

Player, Pos.	Year(s)
Marc Brumble, OF	1979
Bubba Carpenter, 1B	1990
Don Carter, OF	1981
Randell Carter, 2B	1980
Charlie Corbell, P	1983
Tim Deitz, P	1985
Fred Farwell, P	1985
Jeff Hemm, C	1977
John Hennell, 1B	1979, 1980, 1981
Jeff Houck, OF	1990
Jeff King, 3B	1984, 1985
Ralph Kraus, OF	1986
Mike Loggins, OF	1985
Scott Loseke, OF	1982, 1983

Player, Pos.	Year(s)
Kevin McReynolds, OF	1980 (MVP)
Dave Patterson, 1B	1985 (MVP)
Kirk Piskor, OF	1990
Johnny Ray, 2B	1979
Ronn Reynolds, C	1979, 1980
Norm Roberts, OF	1983, 1985
Mike Robinson, OF	1982
Kenny Rogers, 3B	1981
Andy Skeels, C	1987
Scott Tabor, P	1979
Reggie Thomas, DH/OF	1980, 1981
Dave Van Horn, 2B	1982
Larry Wallace, SS	1979
Doyle Wilson, C	1985

All-SEC Tournament Selections

Player, Pos.	Year(s)
Bo Bigham, 2B	2009
Mark Burnett, 2B	1999
Brent Caldwell, C	1998
Matt Carnes, RHP	1995
Cody Clark, C	2002
Casey Coon, OF	2007
Zack Cox, 3B	2009
Jake Dugger, OF	2004
Scott Epps, C	1992
Danny Hamblin, 1B	2007
Joe Jester, SS	1998, 1999
Kenderick Moore, 1B/OF	1994, 1999
Rodney Nye, 1B	1998, 1999 (MVP)

Player, Pos.	Year(s)
Nick Pitts, OF	2003
Nick Schmidt, LHP	2007
David Skeels, C	1995
Jess Todd, RHP	2007
Ben Tschepikow, SS	2009
Jack Welsh, OF	1998

CWS All-Tournament Selections

Player, Pos.	Year(s)
Marc Brumble, OF	1979
Jeff King, 3B	1985
Ralph Kraus, OF	1985
Steve Krueger, LHP	1979
Kevin McReynolds, OF	1979
Larry Wallace, SS	1979



MLB DRAFT PICKS

Key: Players selected in the June first-year player draft unless otherwise noted. Following the 1987 season there has only been one draft (June Draft). The first MLB Draft was held in 1965. Prior to 1965 players just signed professional contracts once their collegiate careers were over.

\$ - Selected in January draft

% - Selected in June secondary draft

* - Played or plays in the Major Leagues

^ - Returned to school

First-Round Razorbacks

Year	Player	Team	Rd (Pick)
1981	Kevin McReynolds, OF	Padres	1st (6)
1986	Jeff King, SS/3B	Pirates	1st (1)
1999	David Walling, RHP	Yankees	1st (27)
2007	Nick Schmidt, LHP	Padres	1st (23)
2008	Logan Forsythe, 3B	Padres	1st (46)

1965	Bill Gray, OF	Twins	37th (665)
------	---------------	-------	------------

1973	Keith Cochran, 2B	Cardinals	33rd (683)
	Thurman Smith, OF	Cardinals	45th (733)
	Tommy Neal, OF	Cardinals	47th (737)
	Stephen Ballard, 1B	Cardinals	48th (739)

1975	Richard Miller, P	Astros	15th (350)
------	-------------------	--------	------------

1976	Byron Ormsby, SS	Red Sox	16th (382)
------	------------------	---------	------------

1977	Tim Lollar, LHP^*	Indians	5th (115)
------	-------------------	---------	-----------

1978	Tim Lollar, LHP*	Yankees	4th (104)
	Arvis Harper, OF	Astros	14th (349)
	Bill Bakewell, RHP^	Reds	28th (657)

1979	Ronn Reynolds, C^*	White Sox	5th (109)
	Johnny Ray, 2B*	Astros	12th (294)

1980	Steve Krueger, LHP	Mariners	4th (84)
	Ronn Reynolds, C*	Mets	5th (105)
	John Hennell, 1B^	Mets	15th (365)
	Randall Carter, 2B	Rangers	19th (482)
	Todd Zacher, 3B^	Dodgers	28th (684)

1981	Kevin McReynolds, OF*	Padres	1st (6)
	Reggie Thomas, OF	Tigers	8th (197)
	Scott Tabor, RHP^	Braves	12th (296)
	Don Carter, OF	Expos	12th (302)
	John Hennell, 1B	Padres	13th (316)
	Todd Zacher, 3B	Giants	23rd (579)
	Ed Vidmar, P	White Sox	32 (770)

1982	Chris Shaddy, SS	Blue Jays	8th (186)
	Dave Van Horn, 2B	Braves	10th (245)
	Scott Tabor, RHP	Tigers	11th (282)
	Ed Myers, RHP	Athletics	12th (313)
	Scott Glanz, P	Angels	13th (321)

1983	Mike Robinson, OF	Cardinals	5th (130)
	Tom Pagnozzi, C*	Cardinals	8th (208)
	Scott Loseke, OF	Reds	11th (264)
	Charlie Corbell, RHP	Giants	21st (534)
	Bobby Joe Edmonds, OF%	Cardinals	3rd (55)

1984	Brett Harrison, SS	Cardinals	4th (87)
	Jim Ward, 2B	Dodgers	5th (129)
	Mark Berry, C	Reds	6th (137)
	Derrick Richardson, 3B%^	Cubs	2nd (39)

1985	Mike Loggins, OF	Royals	3rd (71)
	Ellis Roby, 2B	Braves	5th (120)
	Tim Deitz, RHP	Reds	6th (136)
	Mark Jackson, INF/OF	Cardinals	8th (202)
	Norm Roberts, OF	Orioles	8th (203)
	Fred Farwell, LHP	Dodgers	10th (246)
	Gary Murphy, RHP	Astros	14th (352)
	Gary Curtis, SS	Reds	20th (500)
	Derrick Richardson, INF	Phillies	21st (538)
	Howard Hilton, RHP*	Cardinals	22nd (566)

1986	Jeff King, SS/3B*	Pirates	1st (1)
	Kevin Campbell, RHP*	Dodgers	5th (120)
	Doyle Wilson, C	Indians	10th (239)
	Ralph Kraus, OF	Yankees	10th (262)
	Steve Parker, LHP	Cubs	12th (298)
	Dave Patterson, 1B	Giants	14th (344)
	Bob Chadwick, P%	Brewers	6th (92)

1987	Andy Skeels, C	Padres	7th (172)
	Jim Kremers, 3B/OF^*	Reds	8th (206)
	Keith Helton, LHP	Mariners	14th (344)
	Spencer Wilkinson, RHP	Rangers	14th (362)
	Ray Harris, LHP^	Angels	14th (368)
	Tim Sherrill, LHP*	Cardinals	18th (461)
	Mike Sisco, SS	Mariners	20th (500)
	John Cebuhar, LHP^	Reds	22nd (569)

1988	Jim Kremers, C*	Braves	2nd (33)
	John Cebuhar, LHP	Cardinals	14th (366)
	Ray Harris, LHP	Athletics	22nd (567)
	Troy Eklund, OF^	Indians	35th (891)

1989	Cole Hyson, RHP	Astros	9th (228)
	Mike Oquist, RHP*	Orioles	13th (321)
	Troy Eklund, OF	Rangers	25th (637)
	Dennis Fletcher	Cardinals	28th (716)
	Greg D'Alexander, 3B/C^	Orioles	31st (789)
	Scott Pose, OF*	Reds	34th (885)
	Rod Stillwell, SS	Royals	60th (1,417)

1990	Tony Gilmore, C	Astros	8th (218)
	Phil Stidham, RHP^*	Braves	11th (282)
	Mark Swope, RHP	Twins	11th (293)



Jeff King was selected with the No. 1 overall pick of the 1986 draft by the Pittsburgh Pirates. He played 11 seasons with the Pirates and Kansas City Royals. He is one of five Razorbacks to be drafted in the first round.



1991

Doug Bennett, RHP	Dodgers	5th (144)
Phil Stidham, RHP*	Tigers	15th (401)
Mark Johnson, OF	Royals	17th (445)
Brian Dennison, LHP	Brewers	23rd (599)

1992

Allen Williams, 3B	Red Sox	46th (1,290)
--------------------	---------	--------------

1993

Tom Czanstkowski, RHP	Astros	26th (728)
Ryan Whitaker, RHP	Athletics	27th (769)
Kortney Paul, C^	Cardinals	48th (1,332)

1994

Bob Hughes, OF	Expos	18th (504)
Doyle Preston, 3B/1B	Reds	35th (968)
Scott Cunningham, RHP	Cardinals	37th (1,034)
Todd Abbott, RHP^	Indians	38th (1,053)

1995

Jeff Parsons, SS	Mets	5th (133)
Alan Mahaffey, LHP	Twins	16th (436)
Tim Mosley, RHP	Cubs	27th (756)
Ty Bilderback, OF	Angels	31st (844)
Chris Clark, OF^	Tigers	35th (966)
Todd Abbott, RHP	Athletics	44th (1,212)

1996

Jason Stephens, RHP	Angels	9th (265)
Kit Pellow, OF*	Royals	22nd (649)
Richie Nye, RHP	Twins	23rd (667)
Barry Lunney Jr., LHP^	Twins	45th (1,316)

1997

Matt Carnes, RHP	Twins	7th (213)
Matt Erickson, 3B*	Marlins	7th (216)
Jeremy Jackson, OF	Rockies	8th (252)
Chris Clark, OF	Marlins	34th (1,026)
Dan Wright, RHP^*	Braves	46th (1,359)
Jason McConnell, 2B	Twins	48th (1,384)

1998

Ryan Lundquist, OF^	Twins	10th (289)
Eric Hinske, 3B*	Cubs	17th (496)

1999

David Walling, RHP	Yankees	1st (27)
Dan Wright, RHP*	White Sox	2nd (64)
Rodney Nye, 3B	Mets	7th (226)
Joe Jester, INF	Giants	7th (228)
Ryan Lundquist, OF	Reds	8th (248)
Kevin Vent, RHP	Giants	8th (258)
Mark Burnett, 2B	Reds	20th (608)

2000

Cliff Lee, LHP*	Expos	4th (104)
Matt Riethmaier, RHP	Phillies	5th (145)
Brad Bohannon, RHP	White Sox	28th (832)

2001

Wes McCrotty, LHP	Marlins	23rd (692)
Brian Kirby, C	Indians	31st (937)
Charlie Isaacson, RHP^	Cubs	34th (1,008)



Logan Forsythe is the latest Razorback to be drafted in the first round of the MLB Draft. His selection by the San Diego Padres marked the first time in school history that a Razorback was drafted in the first round in back-to-back years.

2002

Charlie Isaacson, RHP	Yankees	29th (876)
Gary Hogan, RHP	Rangers	32nd (952)

2003

Scott Roehl, RHP	Indians	10th (288)
Andrew Wishy, OF	Rangers	12th (346)
Jarrett Gardner, RHP	Red Sox	19th (564)
Ryan Fox, OF	Rockies	21st (617)

2004

Jay Sawatski, LHP	Twins	8th (241)
Brady Toops, C	Cardinals	10th (300)
Haas Pratt, 1B	Athletics	30th (907)
Clint Brannon, LHP	Rangers	34th (1,011)

2005

Scott Bridges	Giants	8th (278)
Scott Hode, SS	Cubs	24th (730)
Casey Rowlett, OF/INF	Cardinals	32nd (980)

2006

Danny Hamblin, 1B^	Athletics	9th (278)
Craig Gentry, OF*	Rangers	10th (298)
Blake Parker, C	Cubs	16th (479)
Devin Collis, LHP	Rockies	26th (768)
Daryl Maday, RHP	Giants	30th (896)

2007

Nick Schmidt, LHP	Padres	1st (23)
Duke Welker, RHP	Pirates	2nd (68)
Jess Todd, RHP*	Cardinals	2nd (82)
Danny Hamblin, 1B/3B	Athletics	10th (330)
Chris Rhoads, RHP	Phillies	28th (863)
Brian Walker, C	Angels	29th (898)
Jacob Julius, OF	Orioles	33rd (997)
Jake Dugger, OF	Nationals	49th (1,417)
Matt Willard, SS	Indians	49th (1,423)

2008

Logan Forsythe, 3B	Padres	1st (46)
Cliff Springston, LHP	Rangers	11th (333)
Jeff Nutt, C	Yankees	25th (770)
Aaron Murphree, OF	Padres	27th (825)

2009

Dallas Keuchel, LHP	Astros	7th (221)
Stephen Richards, LHP	Marlins	8th (248)
Scott Lyons, INF	Royals	15th (452)
Ben Tschepikow, INF	Royals	17th (512)
Mike Bolsinger, RHP^	Athletics	33rd (993)
Ryan Cisterna, C	Angels	34th (1,041)



RAZORBACKS IN MAJOR LEAGUE BASEBALL



Darrell Akerfelds - Oakland Athletics, Cleveland Indians,
Texas Rangers, Philadelphia Phillies

Sid Benton - St. Louis Cardinals

Hugo Bezdek - Pittsburgh Pirates (Manager)

Kevin Campbell - Oakland Athletics, Minnesota Twins

Bubba Carpenter - Colorado Rockies, New York Mets

Babe Ellison - Detroit Tigers

Matt Erickson - Milwaukee Brewers

Craig Gentry - Texas Rangers

Gerald Hannahs - Montreal Expos, Los Angeles Dodgers

Howard Hilton - St. Louis Cardinals

Eric Hinske - Toronto Blue Jays, Boston Red Sox, Tampa Bay Rays,
Pittsburgh Pirates, New York Yankees, Atlanta Braves

Dick Hughes - St. Louis Cardinals

Charlie Jamerson - Boston Red Sox

Skeeter Kell - Philadelphia Athletics

Jeff King - Pittsburgh Pirates, Kansas City Royals

Jim Kremers - Atlanta Braves

Lester Lancaster - Chicago Cubs, Detroit Tigers,
St. Louis Cardinals

Cliff Lee - Cleveland Indians, Philadelphia Phillies, Seattle Mariners

Tim Lollar - New York Yankees, Chicago Cubs,
Boston Red Sox, San Diego Padres

Walt Matthews - Atlanta Braves

Mel McGaha - Cleveland Indians,
Kansas City Royals (Manager)

Kevin McReynolds - San Diego Padres, New York
Mets, Kansas City Royals

Mike Oquist - Baltimore Orioles, Oakland Athletics,
San Diego Padres, Detroit Tigers

Tom Pagnozzi - St. Louis Cardinals

Kit Pellow - Kansas City Royals, Colorado Rockies,
Seattle Mariners

Robert Person - New York Mets, Toronto Blue Jays,
Philadelphia Phillies

Scott Pose - Florida Marlins, New York Yankees,
Kansas City Royals

Johnny Ray - Pittsburgh Pirates, California Angels

Ronn Reynolds - New York Mets, Philadelphia Phillies,
Houston Astros, San Diego Padres

Pat Rice - Seattle Mariners

Tim Sherrill - St. Louis Cardinals

Phil Stidham - Minnesota Twins, Detroit Tigers

Chuck Thompkins - Cincinnati Reds

Jess Todd - St. Louis Cardinals, Cleveland Indians

Jim Walkup - St. Louis Browns, Detroit Tigers

Matt Wagner - Seattle Mariners, Montreal Expos

Jack Whitlock - Detroit Tigers

Roy Wood - Pittsburgh Pirates, Cleveland Indians

Dan Wright - Chicago White Sox





A

Abbott, Todd	1994, '95
Abbott, Williams Lewis	1970
Abramczyk, John Paul	1959, '60, '61
Achenback, C.H.	1913
Adams, Harold Eugene	1948, '49
Aikman, Bruce Lynn	1951
Akerfelds, Darrel	1981, '82
Alexander, George Baker	1958
Alexander, John	1949
Alexander, Otto	1908
Alexander, Tim	1978
Allen, Joe	1911
Anderson, Pat	1977, '78
Andree, James M.	1972, '73, '74
Arnold, Charles	1965
Arnold, Clint	2005, '06
Asbill, Teddy	1976, '77
Ash, Jeff	1979, '80
Atha, Larry D.	1979, '80, '81
Atkins, Donald	1979, '80, '81
Atkins, Howard Cullin Jr.	1966
Austell, Tom	1903
Ayers, James	1926

B

Baber, Oscar	1910, '11, '12
Backham, David C.	1972, '73
Bailey, Kenneth	1966
Baker, J.P.	1929
Baker, Terry Lee	1967, '68
Bakewell, Bill	1977, '78, '79
Ballard, Keach	1982
Ballard, Stephen D.	1972, '73
Balay, John	1949, '50, '51
Bane, James Harrison	1963, '64
Barksdale, Ronald Douglas	1964, '65
Barr, Brandon	2007
Barton, Larry	1982, '83
Beckemeyer, Lyle	1992, '93
Benard, Joe	1905, '06
Benberg, John	1982
Bennett, Dick	1925
Bennett, Doug	1989, '90, '91
Bennett, George	1927
Bennett, J.G.	1921, '22
Benton, Sid	1912
Berry, Layne	2001, '02
Berry, Mark	1983, '84
Bertotti, Mike	1984
Bigham, Bo	2009
Bigham, Bryan	2009
Bilderback, Ty	1992, '93, '94, '95
Birch, Brent	1990, '91, '92, '93
Birel, William George	1967, '68
Bishop, William E.	1969, '70
Black, Dave	1903
Black, H.	1912
Black, John	1919, '20, '21
Black, Neeley	1905
Blackburn, W.D.	1929
Blackwood, Jerry Don	1968, '69, '70
Blagg, Billy Justin	1950, '52, '53
Blair	1906
Block, Dave	1903, '05
Blum, Greg	1999, 2000
Bobb, Randy	1987, '88
Boever, David	1988
Bogan, Charles	1954, '55
Bohannon, Brad	1999, 2000
Bohart, G.T.	1905, '06
Bollman, Brett	2005
Bolsinger, Mike	2008, '09
Bond, Brock	2005
Bone, George Thomas	1955, '56



Charley Boyce

Bone, Jim	1961, '62, '63
Booker, P.	1903
Boyce, Charley	2003, '04, '05, '06
Bowden, William P.	1952, '53, '54
Bowen, Luther	1994, '96
Bradbury, Ralph	1974, '75, '76, '77
Bradford, Hollis	1922
Bradford, James	1976, '77
Bradley, Eugene Alford	1953
Bradley, Keith	1995, '96
Brail, Rick	1991
Brannon, Clint	200, '03, '04
Brazil, Ernest	1919
Breedon, Bill	1969, '70, '71
Brenton, Gene Thomas	1963, '64, '65
Brewer, Dale	1928, '29
Brewer, Timothy	1973, '74
Bridges, Scott	2002, '03, '04, '05
Briggs, Oscar	1899, 1902
Brocaill, Scott	1991, '92, '93, '94
Broadway, Barry	1980
Brown, Charles Arthur	1952
Brown, Dale	1977
Brown, Dan	1990, '91
Brown, John	1924, '25
Brown, Silas Christian	1949, '50, '51
Bumble, Marc	1976, '77, '78
Bryan, Chris	1988, '89
Bryan, Lemuel	1902, '03
Buchanan, F.E.	1908
Buckley, S.S.	1913
Buckley, Virgil	1912
Bulgarelli, Mark	1976, '77, '78, '79
Bull, Scott	1972, '76
Bumpers, Mike	1992
Burgess, John	1986
Burnett, Mark	1998, '99
Burton, P.O.	1898

C

Caldwell, Brent	1997, '98
Caldwell, Robert	1947
Calhoon, Jim	1987, '88, '89
Callaway, Jerry	1978
Campbell, Dan	1987
Campbell, Kevin	1984, '85, '86
Campbell, Mike	1968
Caple, Donald Lee	1963, '64, '65
Carlton, Jerry	1960, '61, '62
Carnes, Matt	1995, '96, '97
Carpenter, Bubba	1988, '89, '90, '91
Carpenter, Jay	1988, '89, '90

Carpenter, Preston	1954, '55, '56
Carr, J.F.	1898
Carson, Randall	1976, '77
Carter, Don	1981
Carter, Harry	1947
Carter, Marl D.	1962, '63
Carter, Randall	1979, '80
Carver, Tim	2009
Cebuhar, John	1987, '88
Cecil	1905
Center, Jerry	1976
Chadwick, Bob	1986
Childress, Robert M.	1956, '57
Chipman, Marvin	1926, '27
Christian, Carroll	1923, '24
Christian, O.	1898
Cisterna, Ryan	2008, '09
Clancy, Tim	1978, '79, '80
Clark, Cody	2001, '02
Clark, Chris	1993, '94, '95, '97
Clark, Dera	1984
Clark, Kyle	1997, '98
Clark, M.D.	1898
Clayton, Walker B.	1923
Clements, Charles M.	1972
Clements, Steve	1984, '85
Clinkenbeard, Bob	1981
Cloninger, Chris	1996
Cobb, David	1994
Cochran, Keith	1971, '72, '73
Cole, George Sr.	1926, '27, '28
Cole, John Conway Jr.	1951
Cole, Kenneth	1908
Coleman, Walter C.	1972, '73, '74
Collis, Devin	2005, '06
Conner, Michael	2001, '02
Conway, George	1902
Cook, Brian	1990, '91, '92, '93
Cook, Damon Lee	1966
Cook, Joe	1908, '09
Coon, Casey	2007, '08
Coppock, Mark	1990, '91
Corbell, Charlie	1982, '83
Cotton, Delano Talbert	1962, '63
Cox, Evan	2007, '08
Cox, Harold Earl	1948, '49
Cox, Zack	2009
Coyle, Norman	1910, '11
Craig, Charles	1924
Crawford, C.	1929
Crawford, Rick	1982
Creekmore, Stephen W.	1910, '11

Crossett, Scott	1998, '99, 2000, '01
Crouse, Cliff	2000, '01, '02
Crossdale, E.W.	1913
Cunard, Craig	1981
Cunningham, Scott	1993, '94
Curtis, Gary	1983
Cusack, Thomas	1953, '54, '55
Cypert, Boyd	1912
Czanstkowski, Tom	1992, '93

D


D'Alexander, Greg	1987, '88, '89, '90
D'Amico, Joe	1992, '93
Dailey, Randy	1971, '72
Daly, Cory	1995
Darr, Andrew	2008, '09
Davenport, Geoffrey	2009
Davis, Joe	1991
Davis, Matt	1998
Davis, Menar	1912
Davis, Mike	1910, '11, '12
Dawson, Bill	1988
Day, Chris	1978
Day, Devin	2004
DeBriyn, Marty	1997
Deason, Jesse Wayne	1956
Deere, Jason	2004
Dees, Billy	1981, '82
Deitz, Tim	1983, '84, '85
Dellasega, Joe	1980
Dennison, Brian	1991
Dickinson, Wallace	1924, '25
DiLeo, Joe	1985, '86
Dipper, Wayne	1968
Dodd, Rob	1990
Donathan, Jeff	1926, '27, '28
Dorothy, William N.	1969, '70
Dougherty, Harry K.	1947, '48
Douglas, Hall	1928, '29
Dowell, O.	1903
Downey, Charles	1990
DuBose, Dave	1976, '77
Dudley, Kirk	1981, '82
Dugger, Jake	2004, '05, '06, '07
Duka, Michael	1953
Dunlap, Tyrie	1974

E

Eason, Alcuin	1903
East, Jack	1920, '21
Edmonds, Bobby Joe	1986
Edwards, Bobby	1987, '88



ALL-TIME LETTERMEN



Scott Hode

Edwards, Delmar Butch	1965, '66, '67	Gentry, Aaron	1994
Eibner, Brett	2008, '09	Gentry, Craig	2005, '06
Eklund, Troy	1986, '87, '88, '89	Geren, J.M.	1913
Elliot, Lynn Blaine	1961, '62, '63	Gessner, Tom	1998
Ellis, Scott	1996, '97, '98	Gilbert, James	2004, '05, '06, '07
Epps, Scott	1989, '90, '91, '92	Giles, Danny	1997, '98
Erickson, Matt	1995, '96, '97	Gilleland, Greg	1998, '99
Erwin, Richard	1976, '77, '78, '79	Gilmore, Kale	1991, '92
Erwin, Wally	1979	Gilmore, Tony	1989, '90
Etheridge, Haden	1988, '89, '90, '91	Glanz, Scott	1980, '81, '82
Ewing, James	2006	Glaze, Thomas Arthur	1958, '59
F		Glynn, Josh	2002
Fanning, Chris	1991	Gonring, Doug	1981
Farwell, Fred	1985	Goodner, Boyd	2003, '04
Faust, Fred	1983	Goodwin, Clay	2002, '03, '04, '05
Feeny, Chris	1995	Gorman, Henry F.	1981
Ferguson, Rick	1981, '82	Grant, Dale	1986
Fernell, David	1984	Graves, Aaron	2001, '02
Fields, James E.	1970	Gray, William Lewis	1963, '64, '65
Fincher, L.J.	1921	Green, Doyle	1974, '76
Fischel, Frank James	1949, '50, '51, '52	Grubb, Bill	1979
Fishback, Herbert	1897	H	
Fisher, Joe	1994	Haaser, Steven L.	1972, '73
Fisk, Gregory Michael	1967	Hadley, Ray C.	1925, '27, '28
Fleming, P.A.	1898	Hagedorn, Brad	1997, '98, '99, '00
Fletcher, Dennis	1986, '87, '88, '89	Hagedorn, Brett	2001, '02, '03, '04
Fletcher, Jeff	1999, 2000, '01, '02	Haizlip, Ralph	1926, '27, '28
Flowers, Jeromy	1998	Hall, Caton	2003, '04
Forrest, T.J.	2009	Hall, H.C.	1959, '60
Forsythe, Logan	2006, '07, '08	Hamblin, Danny	2004, '05, '06, '07
Foster, Herbert R.	1957	Hamilton, Jim	1994
Foster, Pat Duane	1959, '60, '61	Hancock, Doy	1924, '25
Foster, Rodney	1992	Hannahs, Gerald	1971, '72, '73, '74
Foster, Virgil Lynn	1966	Hargroves, Willie	1977, '78
Foundren, Price	1927, '28, '29	Harper, Arvis	1976, '77, '78
Fox, Ryan	2001, '02, '03	Harper, Bland Robert	1965
Franks, Lance	1996, '97	Harris, Gary	1990
Freeman, Wallace Britton	1964, '65	Harris, Kyle	1992, '93, '94
Fry, Jeff	1993	Harris, Ray	1985, '86, '87, '88
Fulmer, Doyle	1928	Harrison, Brett	1983, '84
G		Hartman, Jim	1985
Gaffney, W.C.	1919, '20, '21	Hatfield, Kenneth Wahl	1963, '64, '65
Garcia, Rudy	1982, '83, '84	Hauskey, Thomas	2007, '08, '09
Gardner, Jarrett	2002, '03	Haynie, Arnold Augustus	1962, '63, '64
Garrett, John Doyle Jr.	1956	Haynie, Bracey	1922, '23
Garrison, Johnny	1950	Heather, Scott	1997, '98
Gatling, Tom	1908	Heatley, Jeremy	2009
Geis, Clarence	1928	Helton, Keith	1984, '85, '86, '87
		Hemm, Jeff	1975, '76, '77, '78

Hemm, Warren	1975, '76	Hurley, Scott	1998, '99
Henderson, DeMatt	1899, 1900, '01	Hyatt, Robert F	1905, '06, '08
Hendricks, Charles Lowber	1947, '48	Hyson, Cole	1989
Hendey, Waldersee	1921	I	
Hennell, John	1978, '79, '80, '81	Isaacson, Charlie	1999, 2000, '01, '02
Hennesey	1911	J	
Henson, James W.	1972	Jackson, Jeremy	1997
Henry, Thomas Walter	1966	Jackson, Mark	1983, '84, '85
Hernandez, Darin	1986	Jacobs, Robert	1924, '26
Hester, Bart	1998, '99, 2000	Jamerson, Charles	1919, '20, '21
Hicks, Quazar	1994	Jamerson, D.C	1922
Highfill, H.H.	1912	Jameson, Jasen	1994
Hill, Thomas Jasper Jr.	1964	Jay, Jim Wilbur	1963, '64
Hill, Travis	2007, '08	Jenkins, John	1973
Hilton, Howard	1984, '85	Jennings, Archie Winthrop	1966
Hindman, Randy	1982	Jester, Joe	1997, '98, '99
Hinds, Hubert	1919, '20	Johnson, Charles	1965
Hines, Glen Ray	1989	Johnson, Danny	1980
Hinske, Eric	1996, '97, '98	Johnson, Mark	1990, '91
Hinton, Percy	1911, '12, '13	Jones, Ben	1943, '44
Hobson, Edward Louis	1957, '58, '59	Jones, Donald Gilbert	1956, '57
Hobson, Todd	1989, '90	Jones, Gary	1982
Hode, Scott	2002, '03, '04, '05	Jones, Mark A.	1969, '70
Hoefler, Jeff	2000, '01	Jones, Randall E.	1972, '73, '74
Hogan, Gary Jr.	2000, '01, '02	Jones, Sean	2007, '08
Hollensworth, Chris	2005, '06	Joiner	1902
Holloway, Max Marvin	1958, '59, '60	Julius, Jacob	2007
Holloway, Trey	2004, '05, '06	K	
Holt, Henry Cecil	1912	Kauffman, Rob	1977, '78, '79, '80
Hom	1906, '09	Kearns, Walter Lewis	1951, '52, '53
Hon, Jackson	1925	Kee, Kevin	1985, '86
Hopkins, Thomas Hugh	1966, '67, '68	Keeter, Daniel R.	1970
Horn, Jack	1908	Keith, Charles	1908
Horne, David Buford	1959, '61	Kelly, E.L.	1897
Horton, Donald Clyn	1956, '57, '58	Kemp, Jarrell R.	1921
Horton, Ralph H.	unknown	Kent, Elmore	1922, '23
Hotchkiss, Henry	1910	Kerns, Keith	1985
Houck, Jeff	1990, '91, '92, '93	Kerr, John Herman	1958, '59, '60
House, Herbert Claude	1967, '68	Keuchel, Dallas	2007, '08, '09
House, Jacob	2008, '09	Kilgallen, Richard	1947, '48, '49
Howard, Fred	1970	Kindle, Judd	2003
Hreha, Dan	1989, '90, '92	King, Bryan	2000
Hrozek, Wayne	2006, '07	King, C.H.	1922
Huchingson, Stuart	1979, '80, '81	King, Cyrus	1923, '24, '25
Huddleston, Jeff	1978, '79, '80	King, Dave	1979
Hughes, Bob	1993, '94	King, Jeff	1984, '85, '86
Hughes, Howard	1947, '48	Kirby, Brian	1998, '99, 2000, '01
Hunt, Claude Ruse	1957		
Huntze, Rick	1983, '84, '85		
Hum, David	2006		



Clay Goodwin



Haas Pratt

Nye, Richie	1996	Q	
Nye, Rodney	1998, '99	Quarnstrom, Rob	1995, '96, '97, '98
O		R	
Odom, Tony	1982	Raether, Pete	1989, '91
Oliver, Thomas P.	1929	Ragland, H.S.	1902
Oquist, Mike	1987, '88, '89	Rankin, Jeremy	2000, 01
Ormsby, Ban	1976	Ray, Johnny	1978, '79
Osborn, Donald Jr.	1965	Rayder, Jan Wayne	1955, '56, '57
Osmon, Scott	1989	Raynor, Arthur	1927, '28, '29
Overbey, Rogers	1955, '56, '57	Reagan, Stephen Earl	1967, '68
P		Reese, Ken	1987, '88
Pagnozzi, Tom	1983	Renfro, Elza	1924
Palen, Mike	1992, '93	Reves, Arch	1905
Parker, Blake	2004, '05, '06	Reynolds, Ronn	1979, '80
Parker, Steve	1986	Rhoades, Barton R.	1972
Parsons, Jeff	1993, '94, '95	Rhoads, Chris	2006, '07
Patterson, Dave	1985, '86	Rhodes, Dave	1977, '78
Paul, Kortney	1991, '93	Rice, Pat	1984, '85, '86
Paulsen, Larry	1970, '71, '72, '73	Richards, Stephen	2007, '08, '09
Payne, Buck	1916	Richardson, Bryant	1994
Peace, John	1971	Richardson, Derrick	1984, '85
Pearson, Jeffrey Lynn	1964, '65, '66	Richmond, Jonathan	2001, '02, '03
Pellow, Kit	1995, '96	Riethmaier, Matt	1998, '99, 2000
Perdue, Monroe	1922	Riley, Justin	2000
Person, Robert	1988	Rinehart, Jimmy Jarrell	1951, '52
Peters, Darrell	1959, '60	Robbins	1905
Peters, Tim	1986, '87	Roberts, Derek	1998
Peters, Tony	1986	Roberts, Norm	1982, '83, '84, '85
Phelan, Brian	1996, '97	Robertson, O. Leland	1920, '22, '23
Phillips, Jimmy	1987	Robinson, Mike	1981, '82, '83
Pierce, Chad	2008	Robison, Stephen	2004, 05, '06, '07
Piskor, Kirk	1989, '90, '91	Roby, Ellis	1983, '84, '85
Pittman, Donald	1898	Rock, Mike	1981, '82, '83
Pitts, Nick	2000, '01, '02, '03	Roehl, Scott	2001, '02, '03
Pogue, Doug	1974	Rogers, Brian	1994, '95, '96, '97
Pohle, Ike	1998, '99	Rogers, Kenny	1980, '81
Pomeroy, Kyler	2002, '03	Rogers, Marty	1980, '81
Porter, A.W.	1926	Rogers, Ted Don	1957
Porter, Tom	1947, '48, '49	Rogerson, J.B.	1920, '21
Pose, Scott	1987, '88, '89	Roller, Robert Michael	1966
Potts, Thomas	1898	Rose, Glen	1927, '28
Powell, David	1982, '83	Rosson, Sam	1926
Pratt, Haas	2003, '04	Rowlett, Casey	2004, '05
Preston, Doyle	1993, '94	Rucker, Charles	1925
Pridemore, Harold C.	1951	Rucker, Jeff	1924, '25, '26
Pryor, Michael Scott	1968, '69, '70, '71	Rucker, Paul	1934, '35
Pryor, Shap Hanner	1952, '53	Ruckerman, Charles	1923, '24, '25
Ptak, V. James	1919, '20	Ruder, Russ	1981
Pufall, Ed	1974, '75	S	
Pugh, Dennis	1973, '74	Sample, Charles	1910
Pyle, Jason	2003	Sample, Travis	2009
		Sawatski, Jay	2003, '04

Kirk, Scott	1978	McCann, James	2009
Kirkland, Mike	1973, '74	McCaughtry, Floyd	1960, '61
Kizer, Roland	1919, '20	McClain, Mark	1976, '77
Klein, Mike	1994	McClure, Dave	1980, '81
Kline, Richard	1964, '65	McConnell, Jason	1995, '96, '97
Korbal, Kendall	2008	McConnell, Kirk	2002, '03
Kowalchuk, Christian	2009	McCorquodale, Knox	2005
Kraus, Ralph	1983, '84, '85, '86	McCowan	1902
Kregal, Horace	1927	McCrotty, Wes	1998, '99, 2000
Kremers, Jim	1985, '86, '87, '88	McCullough, William Glenn	1923
Kretschmar, James Joseph	1955, '56	McDaniel, Dale	1979
Kreymborg, Mike	1979	McDaniel, Larry L.	1972
Krueger, Steve	1979, '80	McDaniel, Travis	1997, '98, '99, 2000
Kuhn, Collin	2009	McGaha, Mel	1947, '48
L		McGehee, Mel	1945, '47, '48
Lacey, Shaun	1977, '78	McGurk, Pat	1980
Lahay, Bruce	1978	McHale, Robert	1979, '80
Laird, Tony	1983, '84	McHan, Lamar	1952, '53
Lamberth, John	1973	McKenzie, James Horace	1961
Lambeth, Dan	1982, '84	McKinney, Jarrod	2009
Lancaster, Les	1982, '83, '84	McKissack, Stephen Louis	1967
Land, Lee	2005	McLelland, Brian	2004, '05, '06, '07
Leach, Aaron	1998	McNemer, Phil	1908, '09
Leavitt, Chase	2008, '09	McNiel, Donald	1975, '76, '77
Lee, Cliff	2000	McReynolds, Kevin	1979, '80, '81
Lenox, Greg	1971	McShane, Mickey Paul	1964, '65
Lennerton, Ryan	2004	Mercado, Jose Egardo	1951
Leraris, Justin	2001, '02	Merrill, Bubbs	2004
Leuppe, Ed	1981, '82, '83	Merryman, Josh	2000, '01, '02, '03
Leverette, Edward Vault	1898, 1905	Milburn, Frank H.	1923, '24
Ley, Stan	1971, '72	Milford, Clinton G.	1909, '10, '11
Lidell, Finessee	1909, '10	Miller, Donald L.	1950, '51
Liles, Greyson	1989, '90, '91	Miller, Grady	1908, '09, '10, '11
Limbocker, Scott	2007, '09	Miller, John	1983, '84
Lindsey, James Edgar	1964, '65	Miller, Ray	1995
Linebarier, Bobby Joe	1951	Miller, Richard L.	1972, '73, '74
Lipsmeyer, David	1978	Milwee, F.B.	1913
Little, Blake	1990, '91	Mitchell, Bruce	1971, '72, '73, '74
Loggins, Mike	1983, '84, '85	Mitchell, S.D.	1921
Lollar, Tim	1977, '78	Mobbs, Jimmy	2003
Long, Frances Jones	1952, '53, '54	Mont, Theodore Jr.	1961, '62, '63
Long, Gordon	1947, '48, '49	Montgomery, Bill	1975, '76
Longonitti, Henry P.	1947	Moody, Billy Joe	1962
Longoria, Keith	1981, '82	Moore, Kenderick	1993, '94, '95, '96
Loseke, Scott	1982, '83	Moore, Rod	1986, '87
Lubker, Herman	1947	Moore, Ron	1989, '90, '91
Lundquist, Dennis	1974, '75	Moore, James Wesley	1958
Lundquist, Ryan	1996, '97, '98, '99	Moriarity, Mike	1996, '97, '98, 2000
Lundquist, Tim	1976, '77	Morris, William T.	1972, '73
Lunney, Barry Jr.	1993, '94, '95, '97	Mosley, Tim	1995
Lusker, Chris	1985	Muldoon, Allen Mike	1967
Lutes, Charles, Russell	1953	Mulhollen, Danny Byron	1962, '63, '64
Lyles, Robert Earl	1956	Mulvaney, Brad	1994, '95, '96
Lyles, Tigger	2001	Murphree, Aaron	2007, '08
Lyon, Earl	1926	Murphy, Bill	1974
Lyons, Scott	2008, '09	Murphy, Gary	1984, '85
Lyons, W.A.	1922, '23	Murphy, Jon	2000
		Murphy, Sam	2008, '09
		Muse, Preston	1926
		Myers, Ed	1981, '82
M		N	
Maday, Daryl	2004, '05, '06	Nasair, Eldon Joe	1958, '59, '60
Magness, James Edward	1963, '64	Nauman, John	1971, '73
Mahaffey, Alan	1995	Neal, Tommy A.	1972, '73
Mahler, James	2008	Nelson, Peyton	2000
Manatt, Jared	1999, 2000	Newland, Josh	2000
Marshall, David	1969, '70, '71	Newman, Willie	1988
Marquardt, John Henry	2005, '06	Newton, C.B. Jr.	1958, '59
Martin, E.G.	1898	Nix, Bobby	1965
Martin, Mike	1978, '79	Nix, Lowell Edsel	1952, '53, '54
Masanda, Daren	1994, '95, '96	Norcott, A.	1912, '13
Mason, Donald	1965, '66	Norton, Delbert	1902
Matheson, Derek	1996, '97, '98, '99	Nutt, Jeff	2007, '08
Matthews, Walter Ray	1954, '55, '56	Nye, Elmer Lloyd	1967
McAllister, Leslie Edward	1967, '69		
McAlvain, Jarred	1996		



ALL-TIME LETTERMEN

Sayles, Rickey	1964	Thompson, Clark	1908	Warram, James	1925	Wilson, Doyle	1985, '86
Schalchlin, George W.	1912	Thompson, Gerald	1978	Warrior, Manual	1978, '79	Wilson, Gary	1982
Schaufele, Louis J.	1949, '50, '51	Thompson, Henry	1976, '77, '78	Washburn, Kyle	2000, '01	Wilson, Joe Bill	1954
Schmidt, Nick	2005, '06, '07	Thorne, Matt	2000	Washington, Fredy Lee	1968	Wilson, Roger	1988
Schoonover, Wear	1929	Tidwell, Chad	1995, '96	Watkins, David	1992	Wilson, Tommy	1909, '10, '11
Schrantz, Jeff	1981, '83	Tiffée, Ronald C.	1966, '67, '68	Watkins, James	1902	Wishy, Andrew	2001, '02, '03
Scott, H.A.	1969, '70, '71	Tisher, Mitch	2000	Watts, Kern	2004	Wofford, Tim	1982, '83
Scott, John T.	1902	Todd, Jess	2007	Watson, J.T.	1905, '06, '08	Wood, David	1974
Secrist, Brad	2007	Tompkins, C.H.	1909, '10, '11	Watson, John R.	1905, '06	Wood, Roy	1912, '13
Seibert, Shaun	2005, '06, '07, '08	Toops, Brady	2002, '03, '04	Watson, Michael	1976	Woodruff, Jim	1970
Seward, Tim	1981, '82	Trainor, Kendall	1986, '87, '88	Weatherford, Luke	2001, '02	Woodruff, Patrick	2002
Shaddy, Chris	1980, '81, '82	Trapp, Charles	1930	Weaver, Gary Francis	1960, '61, '62	Woods, Jeremy	1995, '96
Shawgo, Jack Edwin	1949, '50	Trigg, J.W.	1903	Webb, Richard	1981	Woods, Scott	2001, '02
Sheredy, Kevin	1994, '95	Trigg, Tom	1905	Weckel, Wilfin R.	1973	Workman, Richie	1993, '94, '95, '96
Sherrill, Tim	1986, '87	Trimble, Claud	1928, '29	Wehrle, Kendall	2009	Wright, A.E.	1909
Shock, Billy	1980	Triplett, Gerald	1903	Welker, Brad	2007	Wright, Dan	1997, '98, '99
Shoptaw, Britt	1988	Troglin, Mike	1990	Wells, Justin	2008, '09	Wright, Myron Ernest	1964, '65, '66
Sisco, Mike	1986, '87	Tschepikow, Ben	2005, '07, '08, '09	Wells, S.R.	1912	Wyles, Bill	1970, '71
Skeels, Andy	1986, '87	Tucker, Jeff	1992	Welsh, Jack	1997, '98, '99, 00		
Skeels, David	1992, '93, '94, '95	Tyra, John	1966, '67, '68	Westerside, Kenneth	1967	Y	
Skinner, Joe	2004			Westphal, Robbie	1954, '55	Yost, Matt	2003
Slembarski, Ron	1983	V		Wheller, Jerry Thomas	1961, '62	Young, Clint	1910, '11
Smalling, Tim	2007, '08	Van Every, Lynn	1986	Whillock, Jack	1962, '63, '64	Young, Donald	1948
Smith, Austin	1925	Van Horn, Dave	1982	Whitaker, Ryan	1991, '92, '93	Youngblood, Jon	2000
Smith, C.S.	1913	Vann, S.	1910	White, Justin	2004	Z	
Smith, Don Roy	1956, '57, '58	Vaske, Terry	1992	Whitekiller, Jerel	1998	Zacher, Todd	1980, 81
Smith, James Howard	1950, '51, '52	Vent, Kevin	1998	Wild, Michael	2006	Zambrana, Luis	1979, 80
Smith, Jarrette Dean	1950	Verhage, Terry	1968, '69, '70, '71	Wilkerson, Lyle Allen Jr.	1952, '53, '54	Zane, Kelly	1987, 88
Smith, Josh	2005, '06	Vidmar, Ed	1980, '81	Wilkinson, Spencer	1987		
Smith, Thurman Jr.	1970, '72, '73	Villanueva, Eddie	1971	Wilkins, Andy	2008, '09		
Smyly, Drew	2009	Vincenheller, G. Aston	1988, '1902	Wilkins, Charles	1925, '26		
Smyor, C.P.	1898	Vincent, Farrell	1971	Willard, Matt	2006, '07		
Snowden, Greg	1973, '74	W		Williams, Allen	1991, '92, '93, '94		
Soden, James Paul	1962, '63, '64	Wachter, Scott	1980, '81	Williams, Alvin Lee	1947, '48		
Spence, Jeff	1977, '78	Wagner, Matt	1991, '92	Williams, Chris	2003		
Spence, Thad Burke	1948	Wales, Ted	1970, '71, '72	Williams, Darrell Dean	1960, '61, '62		
Spikes, James L.	1920, '21, '24	Walker, Brian	2005, '06, '07	Williams, David Lee	1968, '69, '70, '71		
Springston, Cliff	2008	Walker, Brian	1992	Williams, Jarrell	1959, '60, '61		
Stall, Carl	1992, '93	Walker, Clint	1996	Williams, L.J.	1919, '20, '21		
Stafford, Joe Herman	1965, '66, '67	Walker, Doug	1991	Williams, Michael	1973, '74		
Stallings, Matt	2004	Walker, Johnny	1975	Williams, Paul	1968, '69, '70, '71		
Standley, Billy Glenn	1967, '68, '69	Wallace, Ed	1978, '79	Williams, Paul X	1927, '28, '29		
Stanley, J.H.	1905	Wallace, George	1922	Williams, Reggie	1995, '96		
Stanley, John	1979, '80	Wallace, Larry	1976, '77, '78, '79	Williams, Robert James	1949, '50, '51		
Stanley, Tom	1903, '06	Walling, David	1998, '99	Willis, Billy Don	1967, '68		
Starkey, Chuck	1980	Wanger, Fred	1969, '70	Wimot, J.C.	1898		
Stephens, Bob	1976	Ward, Jim	1982, '83, '84	Wilmith, John Alan	1968		
Stephens, G.K.	1988			Wilson, Andy	1996		
Stephens, Jason	1996						
Stricklin, Clayborne Jr.	1968, '69						
Stidham, Phillip	1989, '90, '91						
Stillwell, Rod	1988, '89						
Stinson, Ryan	1992, '93						
Stoakes, Sid	1909, '10						
Stolzer, Robert	1957, '58						
Stout, S.R.	1911, '12, '13						
St. Pierre, Robert	1953						
Sutton, Mark	1976						
Swope, Mark	1988, '89, '90						
T							
Tabor, Scott	1979, '80, '81, '82						
Taft, Steve	1990, '91, '93, '94						
Talbot, Jeremy	1996						
Tejcek, Jim	1989						
Thomas	1902						
Thomas, Don	1986, '87, '88, '89						
Thomas, Everett William	1956, '57, '58						
Thomas, O.C.	1912						
Thomas, Reggie	1980, '81						
Thomas, Richard	1992						
Thomas, Tim	1989, '90, '92						
Thomason, Dewey Jr.	1947, '48, '49, '50						
Thomason, Joe Henry	1954, '55, '56						
Thompson, Burl	1929						



Jay Sawatski



BATTING

Batting Average

Season:

Rank	Total	Year/Games
1.	.341	1997 / 56
2.	.334	1984 / 56
3.	.326	1987 / 68
4.	.325	1990 / 62
5.	.321	1985 / 66
6.	.316	1998 / 59
7.	.313	1996 / 59
8.	.3123	1982 / 57
9.	.3122	1981 / 52
10.	.309	1973 / 28

At Bats

Game: 67, Texas A&M - 5/5/89

Season:

Rank	Total	Year / Games	Avg./Gm
1.	2402	2004 / 69	34.81
2.	2339	1999 / 65	35.985
3.	2273	1987 / 68	33.43
4.	2233	1989 / 67	33.33
5.	2207	2009 / 65	33.95
6.	2203	2007 / 64	34.42
7.	2192	1985 / 66	33.21
8.	2187	2002 / 63	34.71
9.	2123	1996 / 59	35.983
10.	2119	2005 / 61	34.73

Runs

Inning: 12, ORU (6th) - 4/20/93;
Siena (7th) - 3/8/08

Game: 33, SW Baptist - 3/21/84

Season:

Rank	Total	Year / Games	Avg./Gm
1.	589	1997 / 56	10.52
2.	575	1987 / 68	8.46
3.	543	1985 / 66	8.23
4.	529	1999 / 65	8.14
5.	498	1998 / 59	8.44
6.	482	1988 / 62	7.77
7.	481	2007 / 64	7.52
8.	477	1996 / 59	8.08
9.	466	1989 / 67	8.96
10.	457	1986 / 60	7.62

Hits

Game: 32, SW Baptist - 3/21/84

Season:

Rank	Total	Year / Games	Avg./Gm
1.	740	1987 / 68	10.88
2.	723	1997 / 56	12.91
3.	705	1999 / 65	10.85
4.	704	1985 / 66	10.66
5.	697	2004 / 69	10.10
6.	686	1989 / 67	10.24
7.	666	1998 / 59	11.29
8.	655	1996 / 59	11.10
9.	643	2005 / 61	10.54
10.	642	1995 / 61	10.52

Doubles

Game: 11, Texas Tech - 4/13/85

Season:

Rank	Total	Year / Games	Avg./Gm
1.	172	1987 / 68	2.53
2.	168	1997 / 56	3.00
3.	153	1999 / 65	2.35
4.	142	1998 / 59	2.41
	142	1989 / 67	2.12
6.	139	1985 / 66	2.11
7.	135	2007 / 64	2.11
8.	133	2005 / 61	2.18
9.	127	1996 / 59	2.15
10.	126	2004 / 69	1.83

Triples

Game: 5, 3x, last vs. Memphis - 2/20/87

Season:

Rank	Total	Year / Games	Avg./Gm
1.	40	1979 / 64	.325
2.	38	1994 / 57	.667
	38	1987 / 68	.559
	38	1983 / 65	.585
5.	35	1989 / 67	.522
	35	1980 / 66	.530
7.	34	1993 / 59	.576
	34	1990 / 62	.548
	34	1984 / 56	.607
10.	34	1985 / 66	.515

Home Runs

Game: 8, ORU - 4/12/05

Season:

Rank	Total	Year / Games	Avg./Gm
1.	84	1999 / 65	1.29
2.	80	2009 / 65	1.23
	80	1997 / 56	1.43
4.	77	2008 / 58	1.32
5.	75	2007 / 64	1.17
6.	74	1985 / 66	1.15
7.	71	1998 / 59	1.20
8.	70	1987 / 68	1.03
9.	64	2006 / 60	1.07
	64	1988 / 62	1.03

RBI

Game: 30, South Carolina - 3/30/97

Season:

Rank	Total	Year / Games	Avg./Gm
1.	525	1997 / 56	9.38
2.	498	1987 / 68	7.32
3.	473	1999 / 65	7.28
4.	470	1985 / 66	7.12
5.	459	1998 / 59	7.78
6.	433	2007 / 64	6.77
7.	420	1996 / 59	7.12
8.	417	1988 / 62	6.73
9.	416	1986 / 60	6.93
10.	405	1989 / 67	6.04



Danny Hamblin bashed a career-high three home runs on April 12, 2005, at Oral Roberts as the Razorbacks set a team record with eight home runs in the game.



TEAM RECORDS

Walks

Game: 16, 3x, last vs. Alabama, 5/506

Season:

Rank	Total	Year / Games	Avg./Gm
1.	361	1985 / 66	5.47
2.	355	1987 / 68	5.22
3.	325	1999 / 65	5.00
4.	309	1990 / 62	4.98
5.	304	2004 / 69	4.41
6.	301	1988 / 62	4.85
7.	290	1983 / 65	4.46
	290	1989 / 67	4.33
9.	288	2007 / 64	4.50
10.	280	1992 / 57	4.91

Total Bases

Season:

Rank	Total	Year / Games	Avg./Gm
1.	1198	1987 / 68	17.62
2.	1189	1997 / 56	21.23
3.	1133	1985 / 66	17.17
4.	1124	1999 / 65	17.29
5.	1047	1998 / 59	17.75
6.	1012	1989 / 67	15.10
7.	1008	2007 / 64	15.75
7.	1004	2004 / 69	14.55
8.	985	1988 / 62	15.89
9.	981	2009 / 65	15.09
10.	972	1980 / 66	14.73

Strikeouts

Game: 25, Auburn - 5/19/94

Season:

Rank	Total	Year / Games	Avg./Gm
1.	518	2009 / 65	7.97
2.	482	2007 / 64	7.53
3.	462	2002 / 63	7.33
4.	454	2006 / 60	7.57
5.	451	2004 / 69	6.54
6.	441	1999 / 65	6.78
7.	439	2008 / 58	7.57
8.	400	1994 / 57	7.02
9.	386	2005 / 61	6.33
10.	374	1998 / 59	6.34

Stolen Bases

Game: 12, Central Missouri St. - 2/28/92

Season:

Rank	Total	Year / Games	Avg./Gm
1.	155	1983 / 65	2.38
2.	142	1982 / 57	2.49
3.	136	1999 / 65	2.09
4.	133	1995 / 61	2.18
5.	123	1987 / 68	1.81
6.	119	1994 / 57	2.09
7.	117	1990 / 62	1.89
8.	115	1993 / 59	1.95
	115	1989 / 67	1.72
10.	112	2004 / 69	1.62
	112	1992 / 57	1.96



Duke Welker posted a 7-5 record with a 3.59 ERA and 80 strikeouts in 97.2 innings in 2007. he was a second-round draft pick of the Pittsburgh Pirates in the Major League Draft.

Slugging Percentage

Season:

Rank	Total	Year / Games
1.	.561	1997 / 56
2.	.527	1987 / 68
3.	.517	1985 / 66
4.	.504	1984 / 56
5.	.496	1998 / 59
6.	.488	1988 / 62
7.	.486	1990 / 62
8.	.485	1986 / 60
9.	.481	1999 / 65
10.	.480	1980 / 66

Sacrifice Hits

Season:

Rank	Total	Year / Games
1.	48	2004 / 69
2.	45	1995 / 61
	45	1982 / 57
4.	44	1987 / 68
5.	43	2009 / 65
6.	42	1976 / 47
7.	40	2008 / 58
8.	39	2006 / 60
9.	38	2007 / 64
	38	2003 / 57
	38	1992 / 57

Sacrifice Flies

Season:

Rank	Total	Year / Games
1.	42	1995 / 61
2.	40	1986 / 60
3.	37	1991 / 62
	37	1989 / 67
5.	34	2007 / 64
	34	2004 / 69
7.	32	2005 / 61
	32	1988 / 62
9.	31	1998 / 59
	31	1987 / 68

Hit By Pitch

Season:

Rank	Total	Year / Games
1.	107	2007 / 64
2.	94	2003 / 57
3.	90	1999 / 65
4.	89	2002 / 63
5.	74	2005 / 61
6.	72	2000 / 64
7.	68	2004 / 69
	68	1998 / 59
9.	61	2001 / 56
	61	1996 / 59

PITCHING

Innings Pitched

Game: 17.0, Auburn - 5/19/94

Season:

Rank	Total	Year / Games
1.	621.1	2004 / 69
2.	580.0	2009 / 65
3.	578.0	1999 / 65
4.	576.0	1989 / 67
5.	567.1	1987 / 68
6.	569.0	2007 / 64
7.	565.0	2002 / 63
8.	546.1	1986 / 60
9.	540.1	2005 / 61
10.	536.1	1995 / 61

ERA (Lowest)

Rank	Total	Year / Games
1.	2.74	1976 / 47
2.	2.84	1977 / 51
3.	2.96	1971 / 41
4.	3.00	1982 / 57
	3.00	1968 / 28
6.	3.02	1979 / 64
7.	3.18	1973 / 31
8.	3.38	1989 / 67
9.	3.46	1978 / 44
10.	3.59	1991 / 62



ERA (Highest)

Rank	Total	Year / Games
1.	6.27	2000 / 54
2.	6.20	1997 / 56
3.	5.90	1992 / 57
4.	5.43	1988 / 62
5.	5.28	1998 / 59
6.	5.12	1999 / 65
7.	5.05	1994 / 57
8.	4.75	1995 / 61
9.	4.92	2008 / 58
10.	4.67	2009 / 65

Strikeouts

Game: 18, Missouri State - 3/25/09

Season:			
Rank	Total	Year / Games	Avg./Gm
1.	565	2007 / 64	8.83
2.	554	1999 / 65	8.63
3.	511	2009 / 65	7.86
4.	506	1995 / 61	8.49
5.	496	1987 / 68	7.87
6.	495	1989 / 67	7.73
7.	480	1998 / 59	8.30
8.	453	2006 / 60	7.62
9.	448	2004 / 69	6.49
10.	445	2008 / 58	7.67

Walks

Game: 14, Oklahoma St. - 4/4/89

Season:			
Rank	Total	Year / Games	Avg./Gm
1.	315	1987 / 68	5.00
2.	314	1988 / 62	5.56
3.	297	1999 / 65	4.62
4.	295	1994 / 57	5.13
5.	290	1985 / 66	4.78
6.	287	1980 / 66	5.16
7.	275	1979 / 64	4.91
8.	264	1995 / 61	4.43
9.	263	2000 / 54	4.97
10.	254	1982 / 57	5.11

Runs Allowed

Game: 25, Oklahoma State - 1948

Season:			
Rank	Total	Year / Games	Avg./Gm
1.	416	2000 / 54	7.86
2.	405	1997 / 56	7.44
3.	397	1999 / 65	6.18
4.	366	1998 / 59	6.33
5.	363	2009 / 65	5.58
6.	355	1994 / 57	6.18
7.	353	1992 / 57	6.60
8.	348	1988 / 62	6.16
9.	344	1987 / 68	5.46
	344	2008 / 58	5.93

Earned Runs Allowed

Season:			
Rank	Total	Year / Games	Avg./Gm
1.	338	1997 / 56	6.21
2.	332	2000 / 54	6.27
3.	329	1999 / 65	5.12
4.	316	1992 / 67	5.90
5.	307	1988 / 62	5.43
6.	305	1998 / 57	5.28
7.	301	2009 / 65	4.63
8.	290	1994 / 57	5.05
9.	283	1995 / 61	4.75
	283	2008 / 58	4.88

Hits Allowed

Season:			
Rank	Total	Year / Games	Avg./Gm
1.	686	2004 / 69	9.93
2.	624	2002 / 63	9.94
3.	595	2009 / 65	9.15
4.	590	1987 / 68	9.36
5.	581	1997 / 56	10.67
6.	579	1999 / 65	9.02
7.	568	2000 / 54	10.73
8.	567	1985 / 66	9.34
9.	562	1994 / 57	9.78
10.	557	2003 / 57	9.76

Complete Games

Season:	Rank	Total	Year / Games
	1.	34	1980 / 66
	2.	32	1979 / 64
	3.	30	1982 / 57
	4.	29	1974 / 43
	5.	27	1976 / 47
	6.	21	1981 / 52
	7.	18	1973 / 31
	8.	16	1984 / 56
	9.	15	1970 / 32
		15	1992 / 57

Shutouts

Season:		
Rank	Total	Year / Games
1.	13	1977 / 51
2.	9	1976 / 47
	9	1978 / 44
	9	1979 / 64
	9	1980 / 66
6.	8	1986 / 60
7.	6	1982 / 57
	6	1989 / 67
10.	7	2007 / 64

Saves

Season:		
Rank	Total	Year / Games
1.	19	2006 / 60
2.	17	1989 / 67
3.	16	2009 / 65
	16	2004 / 69
	16	1987 / 68
6.	15	1995 / 61
	15	1990 / 62
8.	14	2002 / 63
	14	1998 / 59
	14	1985 / 66

Consecutive Shutouts

4 - 1980 (March 15-16 - 2 DHs)

TEAM FIELDING

Percentage

Season: .974 - 1989

Assists

Game: 24, Auburn - 5/19/94

Season: 728 - 2009

Putouts

Game: 51, Auburn - 5/19/94

Season: 1740 - 2009



Jess Todd fanned 128 batters in 2007, which is tied for the third-most in a single season. he led the Hogs' squad that set the school record with 565 strikeouts as a team.



TEAM RECORDS

Errors

Game: 7, 4x, last vs. La. Tech - 3/20/01
Season: 115 - 1983

Double Plays

Game: 4, 17 times; last time at Georgia - 4/22/07
Season: 77 - 1985

Triple Plays

Game: 1, 2B Brett Harrison to SS Jim Ward to 1B Ralph Kraus vs. Texas (1983 SWC Tourn.); 2B Mark Burnett to SS Joe Jester to 1B Rodney Nye vs. Auburn (SEC Tournament) - 5/17/98

TEAM MISCELLANEOUS

Longest Game, innings

17 innings, Auburn - 5/19/94

Longest Game, time

5:57, vs Texas A&M (16 inn) - 5/5/89

Most Runs, combined

37, Arkansas 33, Southwest Baptist 4 - 3/21/84;
Arkansas 30, South Carolina 7 - 3/30/97

Most Runners Left on Base

19, vs. Tennessee - 4/20/02

Most Wins

Season: 51 - 1985, 1987, 1989

Most Losses

Season: 30 - 2000

Most Consecutive Wins

18 - 2/7/96-3/5/96

Most Consecutive Losses

8 - 4/21/93-5/1/93; 3/24/00-4/9/00

Most Consecutive SEC Wins

10 - 3/21/99-4/11/99

Most Consecutive SEC Losses

18 - 3/12/00-4/28/00

Most Wins to Start Season

18 - 2/7/96-3/5/96

Most SEC Wins

Season: 22 - 1999

Most Conference (SEC) Losses

Season: 20 - 2000

ATTENDANCE

Home Game

(Regular Season - tickets sold)
11,434 vs. Arizona St. - 4/8/09

(Regular Season - actual)

11,014 vs. Arizona St. - 4/8/09

Home Series

(Regular season - tickets sold)
30,564 vs. LSU (three dates) - 5/4/07 - 5/6/07

(Regular season - actual)

29,931 vs. LSU (three dates) - 5/4/07 - 5/6/07

Home Total Season

(Tickets sold)
269,623 (34 dates) - 2009

(Actual)

198,218 (33 dates) - 2007

Home Average Season

(Tickets sold)
8,069 (33 dates) - 2007 -NCAA Record

(Actual)

6,007 (33 dates) - 2007

NCAA Postseason Game

10,027 vs. Florida State - 6/12/04
(NCAA Super Regional at Fayetteville, Ark.)

Attendance: All Games

23,549 vs. Cal St. Fullerton - 6/13/09
(College World Series)



Fans filled Baum Stadium at a record pace in 2007 as the Razorbacks set a school mark with 266,270 (8,069 per game) tickets sold.

**INDIVIDUAL BATTING****Games**

Season: 68, Haas Pratt, Casey Rowlett - 2004
 Career: 246, Danny Hamblin - 2004-07

Batting Average

Season: .425, Jeremy Jackson - 1997
 Career: .377, Matt Erickson - 1995-97

At Bats

Game: 9, Scott Pose, Greg D'Alexander vs. Texas
 A&M - 5/5/89
 Season: 269, Rodney Nye - 1999
 Career: 940, Danny Hamblin - 2004-07

Runs

Game: 6, Todd Zacher vs. W. Michigan - 2/28/81;
 Jeremy Jackson vs. Northeastern (Okla.)
 State - 4/16/97
 Season: 87, Eric Hinske - 1997
 Career: 241, Ryan Lundquist - 1996-99

Hits

Game: 6, Jeff King vs. Houston - 4/14/84; Kender-
 ick Moore vs. Alabama - 5/20/95; Jason Mc
 Connell vs. Vanderbilt - 3/16/97; Jeremy
 Jackson vs. NE (Okla.) State - 4/16/97
 Season: 97, Matt Erickson - 1996
 Career: 288, Ryan Lundquist - 1996-99

Doubles

Game: 4, Rodney Nye vs. Louisiana Tech - 3/31/98
 Season: 28, Jim Kremers - 1987
 Career: 68, Ryan Lundquist - 1996-99

Triples

Game: 2, by many; last by Ryan Fox vs. Georgia
 - 4/6/03
 Season: 12, Troy Eklund - 1989; Johnny Ray -
 1979
 Career: 20, Ty Bilderback - 1992-95

Home Runs

Game: 3, Greg Snowden vs. Rice - 1974; Kevin
 McReynolds vs. TCU - 4/27/80; Scott Epps
 vs. SMS - 4/30/92; Ryan Lundquist vs.
 Central Missouri St. - 3/4/97; Rodney Nye at
 South Carolina - 5/16/99; Danny Hamblin
 vs. ORU - 4/12/05; Aaron Murphree vs. Siena
 - 3/7/08; Tim Smalling at Mississippi -
 4/26/08
 Season: 24, Ryan Lundquist - 1997
 Career: 57, Danny Hamblin - 2004-07



Casey Coon proved to be a clutch hitter and run producer for the Razorbacks. In 2007, he drove in 71 runs, which led the team, ranked third in the SEC and tied for the eighth most by an Arkansas player in a single season.

RBI

Game: 9, Ryan Lundquist vs. Central Missouri
 State - 3/4/97
 Season: 82, Jeff King - 1985
 Career: 232, Ryan Lundquist - 1996-99

Walks

Game: 5, Jim Kremers vs. Northwest Missouri
 State - 3/4/85; Jake Dugger vs. Alabama -
 5/5/06
 Season: 68, Scott Loseke - 1983
 Career: 163, Jake Dugger - 2004-07

Strikeouts

Game: 5, Ty Bilderback, Jeff Parsons vs. Auburn
 - 5/19/94
 Season: 73, Brian Kirby - 1999
 Career: 235, Danny Hamblin - 2004-07

Stolen Bases

Game: 4, four times; last by Logan Forsythe vs.
 Ole Miss - 5/19/07
 Season: 42, Scott Loseke - 1983
 Career: 95, Kenderick Moore - 1992-96

Total Bases

Game: 15, Ryan Lundquist vs. Central Missouri
 State - 3/4/97
 Season: 190, Ryan Lundquist - 1997
 Career: 538, Ryan Lundquist - 1996-99

Extra-Base Hits

Game: 4, Ralph Kraus vs. TCU - 4/19/85;
 Kirk Piskor vs. Wis.-Oshkosh - 3/19/90;
 Greg D'Alexander vs. Indiana St. - 4/1/90;
 Ryan Lundquist vs. Central Missouri St.
 - 3/4/97; Rodney Nye vs. La. Tech - 3/31/98;
 Danny Hamblin at ORU - 4/12/05; Andy
 Wilkins at Oklahoma - 5/30/09
 Season: 50, Andy Skeels - 1987
 Career: 131, Ryan Lundquist - 1996-99

Slugging Percentage

Season: .819, Ryan Lundquist - 1997
 Career: .694, Jeff King - 1984-86

Hit By Pitch

Game: 3, Judd Kindle vs. Kansas St. - 3/10/03;
 Jack Welsh vs. Centenary - 3/1/00, vs.
 Florida - 3/25/00
 Season: 22, Joe Jester - 1999
 Career: 52, Jack Welsh - 1997-2000

Sacrifice Hits

Game: 2, by many; last by Tim Carver vs. Florida
 - 5/22/09
 Season: 11, Jeff Houck - 1992
 Career: 36, Jeff Houck - 1990-93

Sacrifice Flies

Game: 2, nine times; last by Eric Hinske vs. Mis-
 souri Southern - 2/11/97
 Season: 12, Greg D'Alexander - 1989
 Career: 20, Greg D'Alexander - 1987-90



INDIVIDUAL RECORDS

INDIVIDUAL PITCHING

Wins

Season: 13, Rich Erwin - 1979; Steve Krueger - 1980
Career: 34, Scott Tabor - 1979-82

Appearances

Season: 36, Phillip Stidham - 1989, 1991
Career: 105, Phillip Stidham - 1989-91

Innings Pitched

Game: 11.2, Charlie Corbell vs. Rice - 1983
Season: 124.0, Rich Erwin - 1979 & Nick Schmidt 2007
Career: 383.1, Charley Boyce - 2003-06

Strikeouts

Game: 17, Jess Todd vs. South Carolina (SEC Tournament) - 5/24/07
Season: 155, David Walling - 1999
Career: 345, Nick Schmidt - 2005-07

Walks

Game: 9, John Cebuhar vs. Missouri - 4/27/88;
Steve Parker vs. Rice - 3/15/86
Season: 73, John Cebuhar - 1987
Career: 165, Barry Lunney - 1993-97

ERA

Season: 0.95, Phillip Stidham - 1990
Career: 1.62, Phillip Stidham - 1989-91

Saves

Season: 12, Tim Deitz - 1985; Phillip Stidham - 1989
Career: 33, Phillip Stidham - 1989-91

Games Started

Season: 19, Charley Boyce and Clint Brannon, 2004
Career: 55, Charley Boyce - 2003-06

Complete Games

Season: 11, Steve Krueger - 1979, 1980
Career: 28, Scott Tabor - 1979-82

INDIVIDUAL FIELDING

Putouts

Game: 20, Andy Wilkins vs. Washington St. - 5/29/09
Season: 560, Dave Patterson - 1986
Career: 1,301, Danny Hamblin - 2004-07

Assists

Game: 10, Devin Day vs. Texas-Pan American - 3/7/04
Season, infielder: 195, Brett Harrison - 1983
Season, outfielder: 11, Jay Carpenter - 1988
Career: 539, Tim Thomas - 1989-92

Errors

Game: 4, Chris Shaddy vs. TCU - 4/27/80
Season: 28, Jason McConnell - 1996
Career: 57, Allen Williams - 1991-94

INDIVIDUAL MISCELLANEOUS

Longest Hit Streak

30 games, Randy Bobb - 1987

Consecutive Hits

10, Craig Gentry - 2005

Consecutive Steals

37, Chris Clark - 1994-97

Fewest Strikeouts (min. 200 AB)

6, Keith Longoria (202 AB) - 1982

Consecutive Strikeouts (start game)

9, Jess Todd - vs. South Carolina - 5/24/07

Consecutive Batters Retired

20, Tim Deitz vs. Texas A&M - 1983; Richie Nye vs. Iowa State - 1996

Consecutive Scoreless Innings Pitched

29.0, David Walling - 1998

Fewest Walks (season, min. 30 IP)
5, Jarrett Gardner (93.1 IP - 2003)

Fewest Hits (season, min. 30 IP)
12, Bill Bakewell (31 IP), 1977

Fewest Runs (season, min. 30 IP)
7, Bill Bakewell (31 IP), 1977

Fewest Earned Runs (season, min. 30 IP)
4, Bill Bakewell (31 IP), 1977

Most Defeats (season)

10, Charley Boyce - 2005

Longest Relief Appearance

9.0 IP, Les Lancaster vs. Oral Roberts - 5/9/82

Best Winning Pct. by Pitcher (min. 10 decisions)

1.000, Steve Krueger (13-0) - 1980



Craig Gentry patrolled the Razorbacks' outfield in 2005 and 2006. He set the Arkansas record for most consecutive hits with 10 in 2005.

CAREER BATTING RECORDS



GAMES		
G	Player	Years
1. 246	Danny Hamblin	2004-07
2. 242	Kenderick Moore	1992-96
3. 239	Jake Dugger	2004-07
4. 236	Jeff Houck	1990-93
5. 234	Don Thomas	1986-89
6. 232	Ryan Lundquist	1996-99
7. 228	Brian Kirby	1998-01
8. 226	Ralph Kraus	1983-86
9. 223	Greg D'Alexander	1987-90
223	Troy Eklund	1986-89

DOUBLES		
2B	Player	Years
1. 68	Ryan Lundquist	1996-99
2. 62	Matt Erickson	1995-97
3. 61	Danny Hamblin	2004-07
4. 60	Allen Williams	1991-94
5. 58	Brian Kirby	1998-01
58	Jim Kremers	1985-88
58	Ralph Kraus	1983-86
8. 56	Greg D'Alexander	1987-90
56	Jeff King	1984-86
10. 55	Eric Hinske	1996-98
55	John Hennell	1978-81

RBI		
RBI	Player	Years
1. 233	Ryan Lundquist	1996-99
2. 219	Danny Hamblin	2004-07
3. 204	Jeff King	1984-86
4. 184	Greg D'Alexander	1987-90
5. 180	Troy Eklund	1986-89
6. 173	Eric Hinske	1996-98
173	Jim Kremers	1985-88
8. 165	Brian Kirby	1998-01
9. 159	Jake Dugger	2004-07
10. 153	Allen Williams	1991-94

STRIKEOUTS		
K	Player	Years
1. 235	Danny Hamblin	2004-07
2. 224	Brian Kirby	1998-01
3. 211	Jake Dugger	2004-07
4. 168	Ryan Lundquist	1996-99
5. 151	Ryan Fox	2001-03
6. 138	Jack Welsh	1997-00
7. 137	Tim Thomas	1989-92
8. 132	Brian Walker	2005-07
9. 127	Scott Hode	2002-05
10. 126	Scott Bridges	2002-05

BATTING AVERAGE (300 AB)		
AVG	Player	Years
1. .377	Matt Erickson	1995-97
2. .373	Dave Patterson	1985-86
3. .372	Jeff King	1984-86
4. .358	Andy Skeels	1986-87
5. .356	Randy Bobb	1987-88
6. .350	Jeff Hoefler	2000-01
7. .349	Mark Johnson	1990-91
8. .348	Ryan Hinske	1996-98
9. .343	Scott Loseke	1982-83
10. .342	Kit Pellow	1995-96
.342	Reggie Thomas	1980-81

TRIPLES		
3B	Player	Years
1. 20	Ty Bilderback	1992-95
2. 19	Allen Williams	1991-94
3. 18	Norm Roberts	1982-85
4. 17	Troy Eklund	1986-89
17	Ralph Kraus	1983-86
6. 15	Jason McConnell	1995-97
7. 14	Scott Epps	1989-92
14	Kevin McReynolds	1979-81
14	Johnny Ray	1978-79
10. 13	Kenderick Moore	1992-96
13	Bubba Carpenter	1988-91
13	John Hennell	1978-81

TOTAL BASES		
TB	Player	Years
1. 538	Ryan Lundquist	1996-99
2. 522	Danny Hamblin	2004-07
3. 443	Jeff King	1984-86
4. 416	Greg D'Alexander	1987-90
5. 400	Kenderick Moore	1992-96
400	Ralph Kraus	1983-86
7. 399	Allen Williams	1991-94
8. 394	Jake Dugger	2004-07
9. 388	Brian Kirby	1998-01
10. 386	Troy Eklund	1986-89

SACRIFICE HITS		
SH	Player	Years
1. 36	Jeff Houck	1990-93
2. 22	Scott Hode	2002-05
3. 18	Scott Bridges	2002-05
18	Tim Thomas	1989-92
18	Don Thomas	1986-89
6. 17	Allen Williams	1991-94
7. 15	Sean Jones	2007-08
15	Kirk McConnell	2002-03
15	Jeff Parsons	1993-95
10. 14	Matt Erickson	1995-97
14	Ron Moore	1989-91
14	Scott Pose	1987-89

AT BATS		
AB	Player	Years
1. 940	Danny Hamblin	2004-07
2. 880	Kenderick Moore	1992-96
3. 874	Ryan Lundquist	1996-99
4. 863	Jake Dugger	2004-07
5. 776	Scott Hode	2002-05
6. 770	Jeff Houck	1990-93
7. 769	Allen Williams	1991-94
8. 766	Brian Kirby	1998-01
9. 759	Jack Welsh	1997-00
10. 750	Clay Goodwin	2002-05

HOME RUNS		
HR	Player	Years
1. 57	Danny Hamblin	2004-07
2. 56	Ryan Lundquist	1996-99
3. 42	Jeff King	1984-86
4. 39	Brian Kirby	1998-01
5. 35	Greg D'Alexander	1987-90
35	Rodney Nye	1998-99
7. 34	Jake Dugger	2004-07
8. 33	Ryan Fox	2001-03
33	Kevin McReynolds	1979-81
10. 32	Troy Eklund	1986-89

EXTRA-BASE HITS		
EBH	Player	Years
1. 131	Ryan Lundquist	1996-99
2. 121	Danny Hamblin	2004-07
3. 110	Jeff King	1984-86
4. 98	Brian Kirby	1998-01
5. 97	Allen Williams	1991-94
97	Greg D'Alexander	1987-90
7. 96	Ralph Kraus	1983-86
8. 93	Troy Eklund	1986-89
9. 91	Eric Hinske	1996-98
10. 88	Jim Kremers	1985-88

SACRIFICE FLIES		
SF	Player	Years
1. 20	Greg D'Alexander	1987-90
2. 18	Jeff King	1984-86
3. 16	Danny Hamblin	2004-07
4. 15	Kenderick Moore	1992-96
15	Allen Williams	1991-94
6. 13	Troy Eklund	1986-89
13	Jack Welsh	1997-00
8. 12	Eric Hinske	1996-98
12	Kyle Harris	1992-94
12	Scott Hode	2002-05

HITS		
H	Player	Years
1. 288	Ryan Lundquist	1996-99
2. 284	Danny Hamblin	2004-07
3. 282	Kenderick Moore	1992-96
4. 260	Matt Erickson	1995-97
5. 247	Allen Williams	1991-94
6. 245	Ralph Kraus	1983-86
7. 243	Greg D'Alexander	1987-90
8. 242	Jake Dugger	2004-07
9. 237	Jeff King	1984-86
10. 229	Jack Welsh	1997-00

SLUGGING PERCENTAGE		
SLG	Player	Years
1. .695	Jeff King	1984-86
2. .681	Andy Skeels	1986-87
3. .642	Kevin McReynolds	1979-81
4. .632	Rodney Nye	1998-99
5. .620	Andy Wilkins	2008-Pres.
5. .616	Ryan Lundquist	1996-99
6. .608	Eric Hinske	1996-98
7. .587	Norm Roberts	1982-85
8. .578	Greg D'Alexander	1987-90
9. .575	Kit Pellow	1995-96
10. .567	Kelly Zane	1987-88

STOLEN BASES		
SB	Player	Years
1. 95	Kenderick Moore	1992-96
2. 72	Scott Bridges	2002-05
3. 71	Allen Williams	1991-94
4. 68	Scott Pose	1987-89
5. 65	Jeff Houck	1990-93
6. 63	Jeff Parsons	1993-95
7. 57	Scott Loseke	1982-83
8. 50	Scott Bridges	2002-05
50	Jack Welsh	1997-00
10. 49	Mark Johnson	1990-91

HIT BY PITCH		
HBP	Player	Years
1. 52	Jack Welsh	1997-00
2. 48	Ryan Lundquist	1996-99
3. 34	Kenderick Moore	1992-96
4. 33	Joe Jester	1997-99
5. 32	Brady Toops	2002-04
6. 29	Scott Bridges	2002-05
29	Casey Coon	2007-08
8. 28	Jake Dugger	2004-07
27	Michael Conner	2001-02
10. 26	Ryan Fox	2001-03

SINGLES		
1B	Player	Years
1. 209	Kenderick Moore	1992-96
2. 183	Matt Erickson	1995-97
3. 176	Jeff Houck	1990-93
4. 165	Jack Welsh	1997-00
5. 163	Danny Hamblin	2004-07
6. 162	Jake Dugger	2004-07
7. 157	Ben Tschepikow	2005-09
157	Clay Goodwin	2002-05
157	Ryan Lundquist	1996-99
10. 150	Allen Williams	1991-93

RUNS		
R	Player	Years
1. 241	Ryan Lundquist	1996-99
2. 212	Jack Welsh	1997-00
3. 204	Kenderick Moore	1992-96
5. 202	Danny Hamblin	2004-07
6. 193	Allen Williams	1991-94
7. 188	Matt Erickson	1995-97
8. 182	Jake Dugger	2004-07
182	Troy Eklund	1986-89
10. 178	Eric Hinske	1996-98
178	Jeff King	1984-86

WALKS		
BB	Player	Years
1. 163	Jake Dugger	2004-07
2. 156	Tim Thomas	1989-92
3. 129	Allen Williams	1991-94
4. 121	Danny Hamblin	2004-07
121	Bubba Carpenter	1988-91
6. 120	Jeff Houck	1990-93
7. 110	Scott Pose	1987-89
8. 106	Jeff Parsons	1993-95
9. 104	Jim Kremers	1985-88
104	Jeff King	1984-86
104	Ralph Kraus	1983-86



SEASON BATTING RECORDS

GAMES PLAYED

GP	Player	Years
1. 68	Haas Pratt	2004
68	Casey Rowlett	2004
3. 67	Jake Dugger	2004
67	Jim Kremers	1987
67	Andy Skeels	1987
67	Kelly Zane	1987
7. 66	Greg D'Alexander	1989
66	Troy Eklund	1989
66	Scott Pose	1989
10. 65	Andy Wilkins	2009
65	Jeff King	1985
65	Scott Loseke	1983
65	Mike Robinson	1983

BATTING AVERAGE

(MIN. 95 AB)

AVG	Player	Years
1. .425	Jeremy Jackson	1997
2. .417	Bill Dorothy	1969
3. .398	Matt Erickson	1997
4. .397	Ryan Lundquist	1997
.397	Ralph Kraus	1986
6. .393	Jim Kremers	1987
7. .391	Matt Erickson	1996
8. .387	Greg D'Alexander	1990
.387	Dave Patterson	1986
10. .386	Kevin McReynolds	1980

AT BATS

AB	Player	Years
1. 269	Rodney Nye	1999
2. 263	Joe Jester	1999
3. 262	Ryan Lundquist	1999
4. 258	Haas Pratt	2004
255	Jason McConnell	1996
6. 254	Jeff King	1985
7. 253	Danny Hamblin	2004
252	Kenderick Moore	1995
9. 251	Jason McConnell	1997
251	Jack Welsh	1999

HITS

H	Player	Years
1. 97	Matt Erickson	1996
2. 94	Matt Erickson	1997
94	Jeremy Jackson	1997
94	Jim Kremers	1987
5. 93	Jeff King	1985
6. 92	Ryan Lundquist	1997
7. 91	Andy Skeels	1987
91	Ralph Kraus	1986
91	Dave Patterson	1986
10. 90	Jason McConnell	1997

SINGLES

1B	Player	Years
1. 68	Matt Erickson	1996
2. 67	Tom Pagnozzi	1983
3. 66	Scott Pose	1989
66	Dave Patterson	1986
66	Dave Patterson	1985
6. 64	Jason McConnell	1996
7. 60	Casey Rowlett	2004
60	Matt Erickson	1997
60	Kenderick Moore	1995
60	Kirk Piskor	1990
60	Greg D'Alexander	1989

DOUBLES

2B	Player	Years
1. 28	Jim Kremers	1987
2. 27	Eric Hinske	1998
27	Matt Erickson	1997
27	Ralph Kraus	1986
5. 26	Jeff King	1985
6. 25	Andrew Wishy	2003
25	Andy Skeels	1987
8. 24	Matt Erickson	1996
24	Rodney Nye	1998
24	Kelly Zane	1987

TRIPLES

3B	Player	Years
1. 12	Troy Eklund	1989
12	Johnny Ray	1979
3. 9	Bob Hughes	1994
4. 8	Kirk McConnell	2002
8	Jeremy Jackson	1997
8	Scott Loseke	1983
8	Kevin McReynolds	1979
8	Stan Ley	1971
8	David Marshall	1971
10. 7	Jason McConnell	1996
7	Ty Bilderback	1994
7	Andy Skeels	1987
7	Ralph Kraus	1986
7	Norm Roberts	1985
7	Chris Shaddy	1981

HOME RUNS

HR	Player	Years
1. 24	Ryan Lundquist	1997
2. 22	Danny Hamblin	2007
3. 20	Rodney Nye	1999
4. 19	Andy Wilkins	2009
19	Ryan Fox	2003
6. 18	Andy Skeels	1987
7. 17	Danny Hamblin	2006
17	Michael Conner	2002
17	Eric Hinske	1997
17	Jeff King	1986
17	Jeff King	1985
17	Kevin McReynolds	1980

SLUGGING PERCENTAGE

(MIN. 150 AB)

SLG	Player	Years
1. .819	Ryan Lundquist	1997
2. .802	Jeff King	1986
3. .763	Andy Skeels	1987
4. .734	Ralph Kraus	1986
5. .723	Kevin McReynolds	1980
6. .701	Jeremy Jackson	1997
.701	Jeff King	1985
8. .689	Greg D'Alexander	1990
9. .685	Norm Roberts	1985
10. .668	Eric Hinske	1997

RUNS

R	Player	Years
1. 87	Eric Hinske	1997
2. 86	Matt Erickson	1997
3. 83	Ryan Lundquist	1997
4. 78	Jason McConnell	1996
5. 76	Joe Jester	1999
6. 72	Dave Patterson	1986
7. 71	Jason McConnell	1997
71	Scott Loseke	1983

9. 70	Andy Skeels	1987
10. 69	Matt Erickson	1996
69	Mark Johnson	1991
69	Kelly Zane	1987

RBI

RBI	Player	Years
1. 82	Jeff King	1985
2. 78	Ryan Lundquist	1997
78	Rodney Nye	1999
4. 76	Eric Hinske	1997
76	Jim Kremers	1987
76	Andy Skeels	1987
7. 72	Jeremy Jackson	1997
8. 71	Casey Coon	2007
71	Eric Hinske	1998
10. 69	Rodney Nye	1998

TOTAL BASES

TB	Player	Years
1. 190	Ryan Lundquist	1997
2. 184	Andy Skeels	1987
3. 178	Jeff King	1985
4. 168	Ralph Kraus	1986
5. 167	Rodney Nye	1999
6. 159	Kevin McReynolds	1980
7. 158	Jim Kremers	1987
8. 155	Eric Hinske	1997
155	Jeremy Jackson	1997
10. 150	Andy Wilkins	2009
150	Jeff King	1986

EXTRA-BASE HITS

EBH	Player	Years
1. 50	Andy Skeels	1987
2. 48	Ryan Lundquist	1997
3. 47	Jeff King	1985
4. 46	Ralph Kraus	1986
5. 42	Jim Kremers	1987
42	Jeff King	1986
7. 39	Rodney Nye	1998
39	Rodney Nye	1999
9. 38	Eric Hinske	1998
10. 37	Andy Wilkins	2009
37	Eric Hinske	1997
37	Troy Eklund	1989

STOLEN BASES

SB	Player	Years
1. 42	Scott Loseke	1983
2. 35	Gary Jones	1982
35	Joe Jester	1999
4. 32	Jeff Parsons	1995
5. 29	Kenderick Moore	1996
29	Allen Williams	1992
7. 28	Ty Bilderback	1995
28	Scott Pose	1989
9. 27	Jim Ward	1984
10. 26	Kenderick Moore	1995
26	Mark Johnson	1990
26	Dan Campbell	1987

WALKS

BB	Player	Years
1. 68	Scott Loseke	1983
2. 58	Gary Jones	1982
3. 57	Jeff King	1986
4. 54	Tim Thomas	1990
5. 53	Mark Burnett	1999
6. 50	Jake Dugger	2004

7. 49	Chase Leavitt	2009
8. 48	Andy Wilkins	2009
48	Tim Thomas	1992
10. 46	Logan Forsythe	2008

STRIKEOUTS

K	Player	Years
1. 73	Brian Kirby	1999
2. 69	Danny Hamblin	2007
3. 65	Zack Cox	2009
4. 62	Danny Hamblin	2006
5. 61	Brian Kirby	2000
61	Tim Smalling	2008
7. 60	Brett Eibner	2009
60	Danny Hamblin	2004
9. 56	Jake Dugger	2007
56	Michael Conner	2002

SACRIFICE HITS

SH	Player	Years
1. 11	Jeff Houck	1992
2. 10	Jeff Houck	1993
10	Ron Moore	1987
4. 9	Brady Toops	2004
9	Matt Erickson	1995
9	David Williams	1971
7. 8	Collin Kuhn	2009
8	Kenderick Moore	1995
8	Jeff Parsons	1994
8	Jeff Houck	1991
8	Tim Thomas	1990
8	Don Thomas	1988
8	Dan Lambeth	1982

SACRIFICE FLIES

SF	Player	Years
1. 12	Greg D'Alexander	1989
2. 9	Eric Hinske	1997
3. 8	Jack Welsh	1999
4. 7	Scott Hode	2004
7	Allen Williams	1994
7	Kyle Harris	1992
7	Jeff King	1986
7	Doyle Wilson	1985
7	Kevin McReynolds	1979

HIT BY PITCH

HBP	Player	Years
1. 22	Joe Jester	1999
2. 21	Casey Coon	2007
3. 18	Michael Conner	2002
18	Jack Welsh	2000
5. 17	Brady Toops	2004
16	Jack Welsh	1998
7. 15	Ryan Fox	2003
15	Jack Welsh	1999
9. 14	Brady Toops	2003
10. 13	Craig Gentry	2006
13	Chase Leavitt	2008
13	Ryan Lundquist	1997

CAREER PITCHING RECORDS



APPEARANCES		
APP	Player	Years
1. 105	Phillip Stidham	1989-91
2. 87	Charley Boyce	2003-06
3. 82	Rob Quarnstrom	1995-98
4. 78	Josh Merryman	2000-03
5. 71	Wes McCrotty	1998-01
6. 64	Les Lancaster	1982-84
7. 63	Stephen Richards	2007-09
63	Ryan Whitaker	1991-93
9. 62	Bobby Edwards	1987-88
10. 61	Dallas Keuhcel	2007-09
61	Brian McLelland	2004-07
61	Barry Lunney	1993-97

VICTORIES		
Wins	Player	Years
1. 34	Scott Tabor	1979-82
2. 30	Charley Boyce	2003-06
3. 28	Nick Schmidt	2005-07
4. 26	Dennis Fletcher	1986-89
5. 25	Brian Cook	1990-93
6. 24	Matt Carnes	1995-97
7. 23	Doug Bennett	1989-91
23	Kevin Campbell	1984-86
23	Steve Krueger	1979-80
23	Rich Erwin	1976-79

SAVES		
Saves	Player	Years
1. 33	Phillip Stidham	1989-91
2. 15	Bill Bakewell	1977-79
3. 14	Tim Deitz	1983-85
4. 13	Stephen Richards	2007-09
13	Les Lancaster	1982-84
5. 12	Tim Peters	1986-87
6. 10	Jay Sawatski	2003-04
7. 9	Devin Collis	2005-06
9	Lance Franks	1996-97
9	Jason Stephens	1996
10. 8	10 others	

COMPLETE GAMES		
CG	Player	Years
1. 28	Scott Tabor	1979-82
2. 22	Steve Krueger	1979-80
3. 18	Terry Verhage	1968-71
4. 16	Kevin Campbell	1984-86
5. 15	Matt Carnes	1995-97
6. 14	Rich Erwin	1976-79
14	Mark McClain	1976-77
14	Larry Paulsen	1970-73
9. 13	Charlie Corbell	1982-83
10. 10	Brian Cook	1990-93
10	Warren Hemm	1975-76

GAMES STARTED		
GS	Player	Years
1. 55	Charley Boyce	2003-06
2. 52	Nick Schmidt	2005-07
3. 46	Scott Tabor	1979-82
46	Kevin Campbell	1984-86
5. 44	Dennis Fletcher	1986-89
6. 43	Charlie Isaacson	1999-02
7. 42	Barry Lunney	1993-97
42	Brent Birch	1990-93
42	Brian Cook	1990-93
10. 39	Matt Carnes	1995-97

INNINGS PITCHED		
IP	Player	Years
1. 383.1	Charley Boyce	2003-06
2. 368	Scott Tabor	1979-82
3. 340.1	Nick Schmidt	2005-07
4. 306	Matt Carnes	1995-97
5. 301.2	Kevin Campbell	1984-86
6. 278.0	Charlie Isaacson	1999-02
7. 272.2	Brent Birch	1990-93
8. 265	Rich Erwin	1976-79
9. 261.2	Ray Harris	1985-88
10. 260	Brian Cook	1990-93

STRIKEOUTS		
K	Player	Years
1. 345	Nick Schmidt	2005-07
2. 301	Matt Carnes	1995-97
3. 283	David Walling	1998-99
4. 261	Scott Tabor	1979-82
5. 229	Charley Boyce	2003-06
6. 225	Gerald Hannahs	1971-74
7. 223	Mike Oquist	1987-89
8. 219	Charlie Isaacson	1999-02
9. 216	Rob Quarnstrom	1995-98
10. 202	Dennis Fletcher	1986-89

WALKS		
BB	Player	Years
1. 165	Barry Lunney	1993-97
2. 164	Kevin Campbell	1984-86
3. 161	Dennis Fletcher	1986-89
4. 158	Scott Tabor	1979-82
5. 141	John Cebuhar	1987-88
6. 140	Nick Schmidt	2005-07
7. 129	Matt Carnes	1995-97
8. 122	Charlie Isaacson	1999-02
9. 119	Butch Hopkins	1967-69
10. 118	Scott Brocail	1991-94



Charley Boyce is the Hogs' all-time leader in innings pitched and starts.



Nick Schmidt, Brian McLelland and Devin Collis combined for the 12th no-hitter in school history on Feb. 12, 2006 vs. Oklahoma State. Schmidt (above) hurled the first six innings with McLelland pitching the seventh and Collis closing things out in the eighth and ninth innings.

ARKANSAS NO - HITTERS

Player	Opponent	Score	Date
*Rich Erwin	Missouri Southern	0-0	3/12/76
David Rhodes	Northeastern (Okla.) State	2-0	3/1/77
Scott Glanz	North Dakota State	10-1	3/17/82
Tim Deitz	Texas A&M	3-0	4/2/83
#Fred Faust	Southwest Baptist	21-0	3/21/84
+ Steve Parker	Texas A&M	10-0	3/29/86
Dennis Fletcher			
Tim Sherrill			
Tim Peters	St. Louis	9-0	3/11/87
Brian Cook			
Brian Dennison	Evangel	10-0	4/2/91
Todd Abbott	Vanderbilt	6-0	4/1/94
Richie Nye	Iowa State	14-0	3/1/96
Scott Roehl	Kansas State	2-0	3/20/01
Nick Schmidt			
Brian McLelland			
Devin Collis	Oklahoma State	3-0	2/11/06

* - 10.2 IP; # - 5.0 IP; + - 7.0 IP



SEASON PITCHING RECORDS

APPEARANCES

	APP	Player	Years
1.	36	Phillip Stidham	1991
	36	Phillip Stidham	1989
3.	34	Tim Deitz	1985
4.	33	Devin Collis	2006
	33	Phillip Stidham	1990
	33	Bobby Edwards	1987
7.	32	Boyd Goodner	2004
	32	Les Lancaster	1983
9.	31	Stephen Richards	2009
	31	Kevin Vent	1999

VICTORIES

	Wins	Player	Years
1.	13	Steve Krueger	1980
	13	Rich Erwin	1979
3.	11	Nick Schmidt	2007
	11	Charley Boyce	2005
	11	Bobby Edwards	1988
	11	John Cebuhar	1987
	11	Fred Farwell	1985
	11	Scott Tabor	1981
8.	10	Nick Schmidt	2007
	10	Charley Boyce	2004
	10	Jay Sawatski	2004
	10	David Walling	1999
	10	David Walling	1998
	10	Matt Carnes	1996
	10	Doug Bennett	1990
	10	Dennis Fletcher	1989
	10	Mike Oquist	1989
	10	Kevin Campbell	1985
	10	Charlie Corbell	1983
	10	Steve Krueger	1979
	10	Scott Tabor	1979

SAVES

	Sv	Player	Years
1.	12	Phillip Stidham	1989
	12	Tim Deitz	1985
3.	11	Phillip Stidham	1990
4.	10	Phillip Stidham	1991
5.	9	Stephen Richards	2009
	9	Devin Collis	2006
	9	Jason Stephens	1996
8.	8	Lance Franks	1997
9.	7	Jay Sawatski	2004
	7	Kevin Sheredy	1994
	7	Tim Peters	1987
	7	Les Lancaster	1984

COMPLETE GAMES

	CG	Player	Years
1.	11	Steve Krueger	1980
	11	Steve Krueger	1979
3.	10	Scott Tabor	1981
	10	Rich Erwin	1979
	10	Larry Paulsen	1972
6.	8	Mark McClain	1976
7.	7	Charlie Corbell	1982
	7	Warren Hemm	1976
9.	6	Eight others	

GAMES STARTED

	GS	Player	Years
1.	19	Charley Boyce	2004
	19	Clint Brannon	2004
3.	18	Nick Schmidt	2007
	18	Duke Welker	2007
	18	John Cebuhar	1987
	18	Kevin Campbell	1985
	18	Fred Farwell	1985
8.	17	Brett Eibner	2009
	17	Dallas Keuchel	2009
	17	Nick Schmidt	2006
	17	Nick Schmidt	2005
	17	Matt Carnes	1996

INNINGS PITCHED

	IP	Player	Years
1.	124	Nick Schmidt	2007
	124	Rich Erwin	1979
3.	122.1	Charley Boyce	2005
4.	121.1	David Walling	1999
5.	120.2	Fred Farwell	1985
6.	117	Nick Schmidt	2007
	117	Matt Carnes	1996
8.	116.2	Nick Schmidt	2006
	116.2	Scott Cunningham	1994
10.	115.2	John Cebuhar	1987

STRIKEOUTS

	K	Player	Years
1.	155	David Walling	1999
2.	145	Nick Schmidt	2006
3.	128	Jess Todd	2007
	128	David Walling	1998
5.	111	Nick Schmidt	2007
	111	Matt Carnes	1995
7.	106	John Cebuhar	1987
8.	105	Matt Carnes	1996
9.	97	Charlie Isaacson	1999
10.	93	Mike Oquist	1989

WALKS

	BB	Player	Years
1.	73	John Cebuhar	1987
2.	71	Kevin Campbell	1985
3.	68	John Cebuhar	1988
4.	65	Barry Lunney	1994
5.	58	Scott Cunningham	1994
	58	Dennis Fletcher	1988
7.	55	Darrel Akerfelds	1982
	55	Scott Tabor	1979
9.	53	Charlie Isaacson	1999
	53	Stuart Huchingson	1980

ERA (MIN. 45 IP)

	ERA	Player	Years
1.	0.95	Phillip Stidham	1990
2.	1.20	Phillip Stidham	1991
3.	1.49	Tim Brewer	1973
4.	1.50	Boyd Goodner	2004
5.	1.59	Steve Krueger	1980
6.	1.73	Steve Krueger	1979
7.	1.93	David Rhodes	1978
	1.93	Gerald Hannahs	1971
9.	1.95	Tim Lollar	1978
10.	2.07	Jerry Blackwood	1969



Boyd Goodner was the last Razorback to post a sub-2.00 ERA in one season.

FRESHMAN RECORDS

HITTING

Games Played

67	Jake Dugger	2004
----	-------------	------

Batting Average

.383	Jeff King	1984
------	-----------	------

At Bats

253	Danny Hamblin	2004
-----	---------------	------

Hits

75	Jeff King	1984
----	-----------	------

Doubles

19	Danny Hamblin	2004
----	---------------	------

Triples

8	Kevin McReynolds	1979
---	------------------	------

Home Runs

13	Zack Cox	2009
----	----------	------

Runs

53	Danny Hamblin	2004
53	Jeff Houck	1990

RBI

55	Jeff King	1984
----	-----------	------

Stolen Bases

23	Jeff Houck	1990
----	------------	------

Total Bases

122	Danny Hamblin	2004
-----	---------------	------

Walks

50	Jake Dugger	2004
----	-------------	------

Strikeouts

65	Zack Cox	2009
----	----------	------

Sacrifice Hits

9	Matt Erickson	1995
---	---------------	------

Sacrifice Flies

7	Kyle Harris	1992
7	Kevin McReynolds	1979

Hit by Pitch

12	Ryan Lundquist	1996
----	----------------	------

PITCHING

Wins

10	Scott Tabor	1979
----	-------------	------

ERA (min: 45 IP):

1.93	Gerald Hannahs	1971
------	----------------	------

Innings

99.2	Nick Schmidt	2005
99.2	Charlie Isaacson	1999

Appearances

36	Phillip Stidham	1989
----	-----------------	------

Saves

12	Phillip Stidham	1989
----	-----------------	------

Complete Games

5	Kevin Campbell	1984
---	----------------	------

Starts

17	Nick Schmidt	2005
----	--------------	------

Strikeouts

111	Matt Carnes	1995
-----	-------------	------

Walks

55	Scott Tabor	1979
----	-------------	------

YEAR-BY-YEAR (HITTING)




Year	G	AB	R	H	Avg.	2B	3B	HR	RBI	TB	Slg.%	BB	HBP	SO	SB	SF	SH	E
1968	24	739	146	215	.291	41	9	8	124	290	.403	125	10	118	37	-	17	-
1969	28	841	171	252	.300	44	7	23	145	379	.451	127	-	141	38	-	-	-
1970	32	890	193	247	.278	31	13	14	142	346	.389	138	7	154	49	-	30	-
1971	41	1166	221	320	.274	53	22	17	180	468	.401	142	12	183	66	-	30	-
1972	34	963	140	242	.251	32	16	11	116	339	.352	100	7	173	33	-	25	-
1973	28	777	167	240	.309	31	7	18	140	339	.436	124	8	117	50	-	11	-
1974	43	1256	209	335	.266	49	7	27	175	456	.363	157	12	216	42	-	28	55
1975	42	1193	186	297	.249	49	16	4	143	400	.335	169	17	183	51	-	24	75
1976	47	1382	226	379	.274	55	16	21	195	529	.383	194	9	194	72	-	42	-
1977	51	1459	225	356	.244	51	14	20	194	495	.339	191	20	246	79	13	14	-
1978	44	1288	235	347	.269	52	21	22	194	507	.394	224	13	173	89	14	11	60
1979	64	1978	393	600	.303	115	40	47	351	936	.473	246	22	245	75	28	23	91
1980	66	2023	408	624	.308	107	35	57	357	972	.480	221	14	268	78	22	11	108
1981	52	1707	398	533	.312	96	25	38	351	793	.465	236	9	251	69	26	22	73
1982	57	1681	349	525	.312	69	26	21	286	709	.422	223	13	218	142	30	45	74
1983	65	2079	437	618	.297	112	38	31	367	899	.432	290	28	345	155	26	20	115
1984	56	1775	439	593	.334	100	34	45	373	896	.504	247	32	230	103	30	25	88
1985	66	2192	543	704	.321	139	34	74	470	1133	.517	361	25	356	95	24	25	90
1986	60	1988	457	613	.308	123	33	54	416	964	.485	279	25	303	77	40	26	84
1987	68	2273	575	740	.326	172	38	70	498	1198	.527	355	23	348	123	31	44	96
1988	62	2019	482	610	.302	125	29	64	417	985	.488	301	31	309	100	32	28	67
1989	67	2233	466	686	.307	142	35	38	405	1012	.453	290	32	327	115	37	30	64
1990	62	1995	437	548	.325	115	34	46	394	969	.486	309	39	276	117	19	28	75
1991	62	1979	392	547	.276	103	31	37	329	823	.416	237	45	289	73	37	34	79
1992	57	1878	399	542	.289	101	30	29	347	790	.421	280	40	331	112	29	38	64
1993	59	1917	379	548	.286	106	34	26	326	797	.416	261	32	335	115	20	35	84
1994	57	2094	420	629	.300	119	38	36	357	932	.445	234	35	400	119	25	30	110
1995	61	2110	407	642	.304	106	34	34	342	918	.435	196	49	352	133	42	45	99
1996	59	2123	477	655	.313	127	31	38	420	968	.456	252	61	323	94	21	21	109
1997	56	2118	589	723	.341	168	29	80	525	1189	.561	236	50	355	90	27	14	91
1998	59	2110	498	666	.316	142	13	71	459	1047	.496	251	68	374	64	31	25	87
1999	65	2339	529	705	.301	153	7	84	473	1124	.481	325	90	441	136	27	33	88
2000	54	1904	381	550	.289	119	12	35	332	798	.419	229	72	358	66	26	32	101
2001	56	1954	353	570	.292	105	15	45	318	840	.430	207	61	357	73	19	32	101
2002	63	2187	399	608	.278	104	15	51	354	895	.409	241	89	462	63	21	37	80
2003	57	1994	377	574	.288	125	14	53	347	886	.444	206	94	370	43	16	38	89
2004	69	2402	446	697	.290	126	11	53	389	1004	.418	304	68	451	112	34	48	111
2005	61	2119	400	643	.303	133	10	53	368	955	.451	214	74	386	108	32	33	87
2006	60	2057	380	584	.284	118	11	64	336	916	.445	272	58	454	82	19	39	90
2007	64	2203	481	634	.288	135	7	75	433	1008	.458	288	107	482	68	34	38	85
2008	58	2004	418	582	.290	106	11	77	373	941	.470	270	59	439	61	21	40	75
2009	65	2207	412	603	.273	112	13	80	373	981	.444	279	59	518	67	15	43	82

Numbers in **Bold** indicate school records



Rodney Nye set the single-season record for at bats with 269 in 1999 when he hit .320 with 11 home runs.



Eric Hinske cracked 30 home runs and 91 extra-base hits at Arkansas and went on to a successful MLB career.



Jake Dugger is Arkansas' all-time walks leader (163) and ranks third in games played (239) and eighth in hits (242).



YEAR-BY-YEAR (PITCHING)

Year	G	W-L	Pct.	IP	H	R	ER	ERA	BB	SO	CG	SHO	SV
1967	29	15-14	.517	213.1	215	143	109	4.60	137	214	13	2	-
1968	24	13-11	.541	-	-	-	-	-	-	-	-	1	-
1969	28	18-10	.643	210.0	166	95	70	3.00	114	200	13	3	-
1970	32	19-13	.594	228.0	239	132	94	3.71	106	210	15	5	-
1971	41	23-17	.561	298.0	261	157	98	2.96	108	262	-	4	-
1972	34	16-18	.471	248.0	221	137	100	3.63	110	227	13	5	-
1973	31	23-7	.758	204.0	197	105	72	3.18	107	175	18	5	-
1974	43	22-21	.512	330.2	341	287	162	4.41	174	281	29	3	-
1975	42	20-22	.476	310.1	317	188	139	4.03	206	231	11	3	-
1976	47	31-15	.674	361.1	314	147	110	2.74	131	254	27	9	-
1977	51	33-18	.647	390.1	303	153	123	2.84	170	308	14	13	-
1978	44	31-13	.705	343.1	282	178	132	3.46	190	320	11	9	6
1979	64	49-15	.766	503.0	401	215	169	3.02	275	341	32	9	7
1980	66	44-22	.667	500.2	450	286	209	3.76	287	340	34	9	5
1981	52	31-21	.596	414.1	389	255	205	4.45	235	265	21	5	4
1982	57	40-15	.603	447.1	335	201	149	3.00	254	349	30	6	4
1983	65	44-21	.698	526.2	527	322	240	4.10	238	286	10	4	11
1984	56	40-16	.714	444.2	430	253	199	4.03	224	312	16	5	12
1985	66	51-15	.773	546.1	567	332	277	4.56	290	361	14	5	14
1986	60	43-17	.717	501.0	447	250	205	3.68	242	358	14	8	10
1987	68	51-16	.757	567.1	590	344	281	4.46	315	496	7	5	16
1988	62	39-23	.629	508.2	489	348	307	5.43	314	401	14	5	9
1989	67	51-16	.761	576.0	504	255	216	3.38	249	495	12	6	17
1990	62	47-15	.758	520.0	513	255	210	3.63	208	390	10	2	15
1991	62	40-22	.645	518.2	472	268	207	3.59	240	387	3	3	13
1992	57	31-26	.544	481.2	539	353	316	5.90	226	317	15	5	3
1993	59	33-26	.559	500.1	501	288	239	4.30	222	432	6	2	9
1994	57	30-27	.526	517.1	562	355	290	5.05	295	377	7	3	9
1995	61	38-23	.623	536.1	547	337	283	4.75	264	506	10	2	15
1996	59	39-20	.661	522.0	504	305	243	4.19	206	434	10	3	12
1997	56	36-20	.643	491.0	581	405	338	6.20	248	414	3	1	9
1998	59	38-21	.644	520.1	551	366	305	5.28	208	480	4	2	14
1999	65	42-23	.646	578.0	579	397	329	5.12	297	554	6	0	11
2000	54	24-30	.444	476.1	568	416	332	6.27	263	365	1	1	12
2001	56	27-29	.482	490.2	490	325	253	4.64	209	403	2	3	10
2002	63	35-28	.556	565.0	624	336	277	4.41	181	378	2	2	14
2003	57	35-22	.614	513.2	557	293	233	4.08	111	383	3	0	10
2004	69	45-24	.652	621.1	686	339	267	3.87	186	448	3	1	16
2005	61	39-22	.639	540.1	552	300	243	4.05	196	371	3	2	13
2006	60	39-21	.650	536.0	519	273	217	3.64	169	453	1	1	19
2007	64	43-21	.672	569.0	532	294	249	3.94	219	565	7	5	12
2008	58	34-24	.586	518.0	550	344	283	4.92	220	445	2	1	9
2009	65	41-24	.631	580.0	595	363	301	4.67	245	511	1	4	16


Numbers in Bold indicate school records



Cliff Lee posted a 4-3 record in 2000 with the Razorbacks and went on to win the American League Cy Young in 2008.



Dan Wright was a three-year starter for the Hogs and a second-round pick by the Chicago White Sox.



Matt Carnes recorded 301 strikeouts and 24 wins during his three-year career out of Miami (Okla.) High School.

**HITTING** (Min. 2.5 AB per game)**Batting Average**

Year	AVG	Player
1952	.308	Lyle Wilkerson
1953	.394	Lamar McHan
1954	.333	Preston Carpenter
1955	.359	Joe Thompson
1956	.386	Joe Kretschmar
1957	.400	L. Drummonds
1958	.369	L. Drummonds
1959	.320	Pat Foster
1960	.341	Pat Foster
	.341	Jerry Carlton
1961	.375	Jerry Carlton
1962	.382	Jerry Carlton
1963	.371	Jim Jay
1964	.383	Mike Haynie
1965	.322	Bill Gray
1966	.292	Ronnie Tiffie
1967	.341	Fredy Washington
1968	.352	Mike Pryor
1969	.417	Bill Dorothy
1970	.342	Mike Pryor
1971	.326	David Marshall
1972	.327	Stan Ley
1973	.395	Keith Cochran
1974	.372	John Jenkins
1975	.358	Wally Erwin
1976	.350	Bill Montgomery
1977	.301	Arvis Harper
1978	.356	Tim Lollar
1979	.357	Ed Wallace
1980	.386	K. McReynolds
1981	.378	Billy Dees
1982	.367	Dave Van Horn
1983	.362	Tom Pagnozzi
1984	.383	Jeff King
1985	.366	Jeff King
1986	.397	Ralph Kraus
1987	.393	Jim Kremers
1988	.337	Randy Bobb
1989	.383	Scott Pose
1990	.387	Greg D'Alexander
1991	.354	Mark Johnson
1992	.335	Scott Epps
1993	.335	Allen Williams
1994	.353	Kyle Harris
1995	.371	Ty Bilderback
1996	.391	Matt Erickson
1997	.425	Jeremy Jackson
1998	.365	Eric Hinske
1999	.338	Joe Jester
2000	.356	Scott Crossett
2001	.357	Jeff Hoefler
2002	.316	Scott Bridges
2003	.332	Clay Goodwin
2004	.319	Clay Goodwin
2005	.341	Danny Hamblin
2006	.326	Craig Gentry
2007	.347	Logan Forsythe
2008	.366	Chase Leavitt
2009	.319	Andy Wilkins

At Bats

Year	AB	Player
1967	102	Randy Marshall
1968	76	Bill Brill
1969	104	Mike Pryor
1970	98	Fred Wanger

1971 141

141

1972 110

1973 95

1974 137

1975 134

1976 171

1977 187

1978 154

1979 235

1980 220

1981 196

1982 202

1983 250

1984 196

1985 254

1986 235

1987 241

1988 215

1989 242

1990 247

1991 226

1992 229

1993 212

1994 243

1995 252

1996 255

1997 251

1998 233

1999 269

2000 203

2001 202

2002 224

2003 232

2004 258

2005 224

2006 235

2007 232

2008 224

2009 241

Runs

Year R

1967 31

1968 20

1969 26

1970 27

1971 38

1972 22

1973 23

1974 27

1975 30

1976 31

1977 27

1978 27

1979 55

1980 57

1981 45

1982 65

1983 71

1984 52

1985 64

1986 72

1987 70

1988 54

1989 62

1990 56

1991 69

David Marshall

Stan Ley

Stan Ley

Thurman Smith

Doug Pogue

Ralph Bradbury

Ralph Bradbury

Ralph Bradbury

Johnny Ray

Johnny Ray

Kevin McReynolds

Billy Dees

Keith Longoria

Brett Harrison

Jeff King

Jeff King

Dave Patterson

Andy Skeels

Jim Kremers

Greg D'Alexander

Kirk Piskor

Mark Johnson

Allen Williams

Allen Williams

Kenderick Moore

Kenderick Moore

Jason McConnell

Jason McConnell

Eric Hinske

Rodney Nye

Brian Kirby

Brian Kirby

Michael Conner

Haas Pratt

Haas Pratt

Clay Goodwin

Danny Hamblin

Danny Hamblin

Tim Smalling

Scott Lyons



Johnny Ray helped lead Arkansas to a runner-up finish in the 1979 College World Series. He led the team in hits, at bats and runs that season.

1992 50

1993 59

1994 58

1995 61

1996 78

1997 87

1998 65

1999 76

2000 66

2001 39

2002 52

2003 50

2004 53

2005 44

2006 46

2007 59

2008 60

2009 54

Hits

Year H

1967 31

1968 25

1969 40

1970 33

1971 46

1972 36

1973 30

1974 48

1975 43

1976 31

1977 44

1978 47

1979 77

1980 85

1981 74

1982 65

1983 88

1984 75

1985 93

1986 91

Allen Williams

Allen Williams

Allen Williams

Ty Bilderback

Jason McConnell

Eric Hinske

Jack Welsh

Joe Jester

Jack Welsh

Michael Conner

Michael Conner

Ryan Fox

Danny Hamblin

Danny Hamblin

Danny Hamblin

Danny Hamblin

Chase Leavitt

Ben Tschepikow

Ben Tschepikow

Ben Tschepikow

Ben Tschepikow

Ben Tschepikow

Ben Tschepikow

Ben Tschepikow

Ben Tschepikow

Ben Tschepikow

Ben Tschepikow

Ben Tschepikow

Ben Tschepikow

Ben Tschepikow

Ben Tschepikow

Ben Tschepikow

Ben Tschepikow

Ben Tschepikow

Ben Tschepikow

Ben Tschepikow

Ben Tschepikow

Ben Tschepikow

Ben Tschepikow

Ben Tschepikow

Ben Tschepikow

Ben Tschepikow

Ben Tschepikow

Ben Tschepikow

Ben Tschepikow

Ben Tschepikow

Ben Tschepikow

Ben Tschepikow

Ben Tschepikow

Ben Tschepikow

91

94

70

86

89

80

73

73

71

76

80

1996 97

94

94

85

89

67

61

64

72

80

75

68

78

65

76

76

76

76

76

76

76

76

76

76

76

76

76

76

76

76

76

76

76

76

76

76

76

76

76

Ralph Kraus

Jim Kremers

Randy Bobb

Greg D'Alexander

Kirk Piskor

Mark Johnson

Scott Epps

Allen Williams

Allen Williams

Bob Hughes

Kenderick Moore

Matt Erickson

Matt Erickson

Jeremy Jackson

Eric Hinske

Joe Jester

Scott Crossett

Jeff Hoefler

Michael Conner

Haas Pratt

Haas Pratt

Danny Hamblin

Danny Hamblin

Logan Forsythe

Logan Forsythe

Ben Tschepikow

Ben Tschepikow

Ben Tschepikow

Ben Tschepikow

Ben Tschepikow

Ben Tschepikow

Ben Tschepikow

Ben Tschepikow

Ben Tschepikow

Ben Tschepikow

Ben Tschepikow

Ben Tschepikow

Ben Tschepikow

Ben Tschepikow

Ben Tschepikow

Ben Tschepikow



SEASON LEADERS

1978	28	Arvis Harper	1973	7	Keith Cochran
1979	47	Johnny Ray	1974	8	Dennis Lundquist
1980	57	Kevin McReynolds		8	Doug Pogue
1981	50	John Hennell	1975	9	Dennis Lundquist
1982	39	Mike Robinson	1976	13	Jeff Hemm
1983	50	Tom Pagnozzi	1977	10	Tim Lollar
1984	55	Jeff King	1978	8	Johnny Ray
1985	82	Jeff King	1979	17	Marc Brumble
1986	67	Jeff King	1980	21	John Hennell
1987	76	Jim Kremers	1981	18	Billy Dees
	76	Andy Skeels		18	John Hennell
1988	62	Jim Kremers	1982	10	Mike Robinson
1989	66	Greg D'Alexander		10	Chris Shaddy
1990	65	Greg D'Alexander	1983	16	Tom Pagnozzi
1991	51	Mark Johnson	1984	15	Jim Ward
1992	49	Allen Williams	1985	26	Jeff King
1993	43	Bob Hughes	1986	27	Ralph Kraus
1994	62	Bob Hughes	1987	28	Jim Kremers
1995	55	Kit Pellow	1988	20	Jim Kremers
1996	66	Kit Pellow	1989	16	Troy Eklund
1997	78	Ryan Lundquist	1990	18	Greg D'Alexander
1998	71	Eric Hinske		18	Tim Thomas
1999	78	Rodney Nye	1991	21	Mark Johnson
2000	46	Kyle Washburn	1992	17	Allen Williams
2001	38	Kyle Washburn	1993	21	Allen Williams
2002	53	Ryan Fox	1994	19	Bob Hughes
2003	50	Andrew Wishy	1995	16	Kit Pellow
2004	52	Haas Pratt	1996	24	Matt Erickson
2005	49	Danny Hamblin	1997	27	Matt Erickson
2006	68	Danny Hamblin	1998	27	Eric Hinske
2007	71	Casey Coon	1999	20	Joe Jester
2008	48	Brett Eibner		20	Ryan Lundquist
2009	58	Andy Wilkins	2000	20	Greg Blum

Doubles

Year	2B	Player
1967	6	Fredy Washington
	6	Ronnie Tiffie
1968	9	Bill Brill
1969	10	Fred Wanger
1970	7	Fred Wanger
	7	H.A. Scott
1971	12	Stan Ley
1972	9	Stan Ley

Year	3B	Player
1967	2	Ronnie Tiffie
1968	3	Randy Marshall
1969	3	H.A. Scott
1970	5	Freddy Howard
1971	8	David Marshall
	8	Stan Ley
1972	5	Stan Ley
1973	2	Tommy Neal
	2	Greg Snowden
1974	2	John Jenkins
	2	Greg Snowden
	2	Mike Kirkland
1975	6	Wally Erwin
1976	4	Ralph Bradbury
1977	5	Arvis Harper
1978	6	Arvis Harper
1979	12	Johnny Ray
1980	6	Kevin McReynolds
1981	7	Chris Shaddy
1982	6	Gary Jones
1983	8	Scott Loseke
1984	5	Norm Roberts
1985	7	Norm Roberts
1986	7	Ralph Kraus
1987	7	Andy Skeels
1988	6	Scott Pose
1989	12	Troy Eklund
1990	6	Scott Epps
1991	6	Mark Johnson
	6	Bubba Carpenter
1992	6	Allen Williams
1993	6	Allen Williams
1994	9	Bob Hughes
1995	6	Ty Bilderback
1996	7	Jason McConnell
1997	8	Jeremy Jackson
1998	3	Brent Caldwell
1999	3	Jack Welsh
2000	3	Jeff Hoefler
	3	Kyle Washburn
2001	2	Ryan Fox
	2	Kyle Washburn
	2	Andrew Wishy
2002	8	Kirk McConnell
2003	3	Scott Bridges
	3	Clay Goodwin
2004	3	Jake Dugger
	3	Scott Hode
2005	2	Clay Goodwin
	2	Casey Rowlett
2006	3	Craig Gentry
2007	2	Logan Forsythe
	2	Brad Secrist
2008	3	Ben Tschepikow
2009	4	Ben Tschepikow

Home Runs

Year	HR	Player
1967	4	Bill Brill
1968	3	Randy Marshall
1969	8	Mike Pryor
1970	3	H.A. Scott
	3	Bill Dorothy
	3	Mark Jones
1971	6	H.A. Scott
	6	Greg Palka
1972	4	Barton Rhoades
1973	4	Mike Kirkland

1974	5	John Jenkins
1975	1	Doug Pogue
	1	James Andree
	1	Jeff Hemm
	1	Dennis Lundquist
1976	5	Bill Montgomery
1977	6	Marc Brumble
1978	6	Tim Lollar
1979	8	John Hennell
	8	Kevin McReynolds
1980	17	Kevin McReynolds
1981	10	Reggie Thomas
1982	6	Gary Jones
1983	6	Mike Robinson
1984	8	Jeff King
	8	Tony Laird
1985	17	Jeff King
1986	17	Jeff King
1987	18	Andy Skeels
1988	13	Greg D'Alexander
1989	9	Troy Eklund
1990	14	Greg D'Alexander
1991	7	Kirk Piskor
1992	10	Scott Epps
1993	7	Allen Williams
1994	6	Allen Williams
	6	Steve Taft
1995	12	Kit Pellow
1996	9	Kenderick Moore
1997	24	Ryan Lundquist
1998	15	Rodney Nye
1999	20	Rodney Nye
2000	9	Brian Kirby
2001	9	Brian Kirby
	9	Michael Conner
2002	17	Michael Conner
2003	19	Ryan Fox
2004	8	Haas Pratt
	8	Danny Hamblin
	8	Jake Dugger
2005	10	Danny Hamblin
2006	17	Danny Hamblin
2007	22	Danny Hamblin
2008	14	Aaron Murphree
2009	19	Andy Wilkins

Stolen Bases

Year	SB	Player
1967	6	Terry Baker
1968	12	Fredy Washington
1969	10	Mike Pryor
1970	16	David Marshall
1971	15	H.A. Scott
1972	6	Stan Ley
	6	Keith Cochran
	6	Thurman Smith
	6	Bruce Mitchell
1973	10	Thurman Smith
1974	9	James Andree
1975	18	Wally Erwin
1976	13	Michael Watson
1977	17	Hank Thompson
1978	24	Shaun Lacey
1979	19	Larry Wallace
1980	20	Todd Zacher
1981	20	Todd Zacher
	20	Don Carter
1982	35	Gary Jones
1983	42	Scott Loseke
1984	27	Jim Ward



Kenderick Moore played 242 games from 1992-96 for the Razorbacks and earned All-SEC Honors in 1996. He also led the team with 80 hits in 1995.



Jess Todd struck out 128 batters for the Razorbacks in 2007, including a school-record 17 against South Carolina in the SEC Tournament.

1985	15	Mike Loggins	1975	5	Richard Miller
1986	17	Darin Hernandez		5	Warren Hemm
1987	26	Dan Campbell	1976	8	Warren Hemm
1988	20	Scott Pose	1977	8	Mark McClain
1989	28	Scott Pose	1978	6	Tim Lollar
1990	26	Mark Johnson	1979	13	Rich Erwin
1991	23	Mark Johnson	1980	13	Steve Krueger
1992	29	Allen Williams	1981	11	Scott Tabor
1993	18	Allen Williams	1982	7	Ed Myers
1994	24	Kenderick Moore	1983	10	Charlie Corbell
1995	32	Jeff Parsons	1984	8	Kevin Campbell
1996	29	Kenderick Moore	1985	11	Fred Farwell
1997	21	Jason McConnell	1986	9	Steve Parker
1998	19	Eric Hinske	1987	11	John Cebuhar
1999	35	Joe Jester	1988	11	Bobby Edwards
2000	19	Jack Welsh	1989	10	Dennis Fletcher
2001	13	Michael Conner		10	Mike Oquist
2002	13	Scott Bridges	1990	10	Doug Bennett
2003	13	Scott Bridges	1991	6	Brian Cook
2004	24	Scott Bridges		6	Brian Cook
2005	22	Scott Bridges	1992	8	Scott Brocail
2006	16	Craig Gentry	1993	9	Brian Cook
2007	18	Logan Forsythe	1994	8	Scott Cunningham
2008	11	Logan Forsythe	1995	9	Alan Mahaffey
2009	17	Ben Tschepikow	1996	10	Matt Carnes
			1997	7	Matt Carnes
				7	Lance Franks
			1998	10	David Walling
			1999	10	David Walling
			2000	4	Gary Hogan Jr.
				4	Cliff Lee
			2001	4	Scott Roehl
			2002	7	Charlie Isaacson
			2003	8	Scott Roehl
			2004	10	Jay Sawatski
				10	Charley Boyce
			2005	11	Charley Boyce
			2006	9	Nick Schmidt
			2007	11	Nick Schmidt
			2008	5	Cliff Springston
			2009	9	Dallas Keuchel

PITCHING (min. 20% team games)

Victories

Year	Wins	Player
1967	8	Butch Hopkins
1968	3	Stephan Reagan
	3	Joe Fair
1969	7	Jerry Blackwood
1970	6	Bill Wyles
	6	Terry Verhage
1971	7	Terry Verhage
1972	6	Larry Paulsen
1973	5	Tim Brewer
	5	Larry Paulsen
1974	5	Gerald Hannahs
	5	Dennis Pugh

ERA

Year	ERA	Player
1967	3.48	John Tyra
1968		not available
1969	2.08	Jerry Blackwood
1970	2.67	Freddy Howard
1971	1.79	Gerald Hannahs
1972	2.23	Larry Paulsen
1973	1.91	Tim Brewer
1974	3.16	Gerald Hannahs
1975	3.28	Richard Miller
1976	2.23	Rich Erwin
1977	1.16	Bill Bakewell
1978	1.37	Bill Bakewell
1979	1.73	Steve Krueger
1980	1.40	John Stanley
1981	2.38	Scott Tabor
1982	2.59	Scott Tabor
1983	2.88	Charlie Corbell
1984	2.36	Dera Clark
1985	2.53	Tim Dietz
1986	2.30	Steve Parker
1987	2.73	Dennis Fletcher
1988	4.42	Bobby Edwards
1989	2.68	Phillip Stidham
1990	0.95	Phillip Stidham
1991	1.20	Phillip Stidham
1992	3.08	Lyle Beckemeyer
1993	2.88	Brian Cook
1994	3.08	Scott Brocail
1995	2.20	Rob Quarnstrom
1996	2.14	Brian Rogers
1997	4.52	Lance Franks
1998	2.77	Kevin Vent
1999	3.16	Charlie Isaacson
2000	4.25	Jeremy Rankin
2001	2.32	Scott Woods
2002	2.62	Scott Woods
2003	2.67	Boyd Goodner
2004	1.50	Boyd Goodner
2005	2.80	Nick Schmidt
2006	2.77	Shaun Seibert
2007	2.69	Nick Schmidt
2008	3.90	Cliff Springston
2009	2.19	Stephen Richards

Innings Pitched

Year	IP	Player
1967	68.2	Butch Hopkins
1968		not available
1969	66	Butch Hopkins
1970	76	Terry Verhage
1971	75	Terry Verhage
1972	84.2	Larry Paulsen
1973	48	Larry Paulsen
1974	68.1	Gerald Hannahs
1975	74	Richard Miller
1976	90	Warren Hemm
1977	76.2	Mark McClain
1978	79.1	David Rhodes
1979	124	Rich Erwin
1980	96	Steve Krueger
1981	109.2	Scott Tabor
1982	80.2	Charlie Corbell
1983	115.2	Charlie Corbell
1984	86.1	Kevin Campbell
1985	120.2	Fred Farwell
1986	101.2	Kevin Campbell
1987	115.2	John Cebuhar
1988	93.2	Bobby Edwards

SEASON LEADERS



1989	109	Mike Oquist
1990	96	Doug Bennett
1991	60	Phillip Stidham
1992	92.2	Scott Brocail
1993	97	Brent Birch
1994	116.1	Scott Cunningham
1995	100	Alan Mahaffey
1996	117	Matt Carnes
1997	96.1	Matt Carnes
1998	103.1	David Walling
1999	121.1	David Walling
2000	65.0	Gary Hogan Jr.
2001	82.0	Charlie Isaacson
2002	90.1	Charlie Isaacson
2003	93.1	Jarrett Gardner
2004	115.1	Charley Boyce
2005	122.1	Charley Boyce
2006	116.2	Nick Schmidt
2007	124	Nick Schmidt
2008	87.2	Cliff Springston
2009	108.0	Dallas Keuchel

Strikeouts

Year	K	Player
1967	91	Butch Hopkins
1968		not available
1969	65	Butch Hopkins
1970	59	Terry Verhage
1971	55	Terry Verhage
1972	78	Larry Paulsen
1973	48	Larry Paulsen
1974	83	Gerald Hannahs
1975	75	Richard Miller
1976	66	Warren Hemm
1977	53	David Rhodes
1978	73	David Rhodes
1979	75	Rich Erwin
1980	74	Steve Krueger
1981	65	Scott Tabor
1982	76	Darrell Akerfelds
1983	51	Les Lancaster
1984	61	Kevin Campbell
1985	90	Fred Farwell
1986	72	Kevin Campbell
1987	106	John Cebuhar
1988	76	Bobby Edwards
1989	93	Mike Oquist
1990	86	Doug Bennett
1991	56	Matt Wagner
1992	63	Scott Brocail
1993	84	Brent Birch
1994	87	Scott Cunningham
1995	111	Matt Carnes
1996	105	Matt Carnes
1997	85	Matt Carnes
1998	128	David Walling
1999	155	David Walling
2000	77	Cliff Lee
2001	63	Charlie Isaacson
2002	62	Gary Hogan, Jr.
2003	59	Charley Boyce
2004	86	Jay Sawatski
2005	89	Nick Schmidt
2006	145	Nick Schmidt
2007	128	Jess Todd
2008	76	Justin Wells
2009	79	Mike Bolsinger

Bold denotes UA modern-era record (since 1967).



YEAR-BY-YEAR RESULTS

Year	Overall				Conference			Coach
	W	L	T	Pct.	W	L	Pct.	
1897	2	4	0	.333				None Appointed
1901	5	1	0	.833				None Appointed
1902	2	7	0	.222				None Appointed
1903	6	2	0	.750				None Appointed
1905	5	4	0	.556				None Appointed
1908	18	5	0	.783				Hugo Bezdek
1909	12	5	0	.705				Hugo Bezdek
1910	12	8	0	.600				Hugo Bezdek
1911	9	5	0	.791				Hugo Bezdek
1912	7	8	0	.467				Hugo Bezdek
1913	13	6	0	.684				Hugo Bezdek
1914	14	5	0	.737				E.T. Pickering
1915	19	7	0	.731				E.T. Pickering
1916	10	5	0	.667				T.T. McConnell
1919	5	3	0	.625				Claude Watts
1920	3	3	0	.500				Claude Watts
1922	0	6	0	.000	0	6	.000	Norman Coyle
1923	5	11	0	.313	2	5	.286	Francis Schmidt
1924	3	11	0	.214	0	8	.000	Francis Schmidt
1925	5	11	0	.313	1	11	.083	Francis Schmidt
1926	4	13	0	.235	1	10	.091	Francis Schmidt
1927	8	5	0	.615				Francis Schmidt
1928	7	6	0	.538				Francis Schmidt
1929	6	7	0	.461				Francis Schmidt
(Baseball discontinued 1930-46)								
1947	4	8	0	.333				Deke Brackett
1948	12	9	0	.571				Deke Brackett
1949	7	5	0	.538				Deke Brackett
1950	6	6	0	.500				Bill Ferrell
1951	10	7	0	.588				Bill Ferrell
1952	6	9	0	.400				Bill Ferrell
1953	7	11	0	.388				Bill Ferrell
1954	5	16	0	.238				Bill Ferrell
1955	11	11	0	.500				Bill Ferrell
1956	14	6	0	.700				Bill Ferrell
1957	6	7	0	.462				Bill Ferrell
1958	8	10	0	.444				Bill Ferrell
1959	6	8	0	.429				Bill Ferrell
1960	14	9	0	.609				Bill Ferrell
1961	9	8	0	.529				Bill Ferrell
1962	13	7	0	.650				Bill Ferrell
1963	13	10	0	.565				Bill Ferrell
1964	8	10	0	.444				Bill Ferrell
1965	3	14	0	.176				Bill Ferrell
1966	4	16	0	.200				Wayne Robbins
1967	15	14	0	.517				Wayne Robbins
1968	13	11	0	.541				Wayne Robbins
1969	18	10	0	.643				Wayne Robbins
1970	19	13	0	.594				Norm DeBriyn
1971	23	18	1	.560				Norm DeBriyn
1972	16	16	0	.500				Norm DeBriyn
1973	23	7	1	.758				Norm DeBriyn
1974	22	21	0	.512	9	15	.375	Norm DeBriyn
1975	20	22	0	.476	8	14	.364	Norm DeBriyn
1976	31	15	1	.670	12	12	.500	Norm DeBriyn
1977	33	18	0	.647	14	10	.583	Norm DeBriyn

Year	Overall				Conference			Coach
	W	L	T	Pct.	W	L	Pct.	
1978	31	13	0	.705	18	6	.750	Norm DeBriyn
1979	49	15	0	.766	19	5	.792	Norm DeBriyn
1980	44	22	0	.667	15	8	.652	Norm DeBriyn
1981	31	21	0	.596	12	9	.571	Norm DeBriyn
1982	40	15	2	.719	13	8	.619	Norm DeBriyn
1983	44	21	0	.677	13	8	.619	Norm DeBriyn
1984	40	16	0	.714	12	9	.571	Norm DeBriyn
1985	51	15	0	.773	13	7	.650	Norm DeBriyn
1986	43	17	0	.717	15	6	.714	Norm DeBriyn
1987	51	16	1	.757	17	4	.810	Norm DeBriyn
1988	39	23	0	.629	12	9	.571	Norm DeBriyn
1989	51	16	0	.761	17	4	.810	Norm DeBriyn
1990	47	15	0	.758	16	5	.762	Norm DeBriyn
1991	40	22	0	.645	10	11	.476	Norm DeBriyn
1992	31	26	0	.544	10	13	.436	Norm DeBriyn
1993	33	26	0	.559	11	16	.407	Norm DeBriyn
1994	30	27	0	.526	13	13	.500	Norm DeBriyn
1995	38	23	0	.623	13	15	.448	Norm DeBriyn
1996	39	20	0	.661	15	15	.500	Norm DeBriyn
1997	36	20	0	.643	15	14	.517	Norm DeBriyn
1998	38	21	0	.644	13	14	.481	Norm DeBriyn
1999	42	23	0	.646	22	8	.733	Norm DeBriyn
2000	24	30	0	.444	8	20	.286	Norm DeBriyn
2001	27	29	0	.482	11	19	.367	Norm DeBriyn
2002	35	28	0	.556	13	14	.481	Norm DeBriyn
2003	35	22	0	.614	14	16	.467	Dave Van Horn
2004	45	24	0	.652	19	11	.633	Dave Van Horn
2005	39	22	0	.639	13	17	.433	Dave Van Horn
2006	39	21	0	.650	18	12	.600	Dave Van Horn
2007	43	21	0	.672	18	12	.600	Dave Van Horn
2008	34	22	0	.586	14	15	.483	Dave Van Horn
2009	41	24	0	.631	14	15	.483	Dave Van Horn

Team Records - Season

All-Time Record/Seasons: 1,829-1,178-6 (.607)/87

All-Time Conference Record/Seasons:

Southeastern Conference - 254-259 (.495)/18

Southwest Conference - 249-190 (.567)/23

Combined - 503-449 (.528)/41

Razorback All-Time Head Coaching Records

Coach	W	L	T	Pct.	Tenure (Yrs.)
None	20	18	0	.527	1897-1905 (9)
Hugo Bezdek	81	37	0	.704	1908-13 (6)
E.T. Pickering	23	12	0	.657	1914-15 (2)
T.T. McConnell	10	5	0	.667	1916 (1)
Claude Watts	8	6	0	.571	1919-20 (2)
Norman Coyle	0	6	0	.000	1922 (0)
Francis Schmidt	38	64	0	.373	1923-29 (7)
Deke Brackett	23	22	0	.511	1947-49 (3)
Bill Ferrell	139	149	0	.483	1950-65 (16)
Wayne Robbins	50	51	0	.495	1966-69 (4)
Norm DeBriyn	1,161	650	6	.640	1970-2002 (33)
Dave Van Horn	276	158	0	.636	2003-Present (7)
Totals	1,829	1,178	6	.607	

**1960 (14-9)****Bill Ferrell**

Date	Result	Opponent	Location
	W, 7-6	Wichita State	Fayetteville
	W, 9-5	Wichita State	Fayetteville
3/28	W, 11-6	Kansas	Fayetteville
3/29	W, 18-0	Kansas	Fayetteville
	W, 19-11	Emporia State	Fayetteville
	W, 11-4	Emporia State	Fayetteville
	L, 8-21	Missouri	Fayetteville
	W, 9-8	Missouri	Fayetteville
	W, 10-4	Buena Vista	Fayetteville
	L, 1-3	Buena Vista	Fayetteville
	W, 17-2	Colorado	Fayetteville
	W, 8-2	Colorado	Fayetteville
4/14	W, 8-0	Baylor	Monroe, La.
	L, 1-5	LSU	Fayetteville
	W, 4-3	Northwestern St.	Natchitoches, La.
	L, 2-3	Mississippi State	Fayetteville
	W, 11-8	Louisiana Monroe	Monroe, La.
	L, 6-11	Loyola	New Orleans, La.
	L, 5-9	Loyola	New Orleans, La.
	W, 11-5	Louisiana State	Baton Rouge, La.
	L, 5-12	Louisiana College	Pineville, La.
	L, 12-13	Centenary	Shreveport, La.
	L, 2-3	Centenary	Shreveport, La.

1961 (9-8)**Bill Ferrell**

Date	Result	Opponent	Location
3/27	L, 6-10	Buena Vista	Fayetteville
3/28	W, 9-6	Tulsa	Tulsa, Okla.
3/28	L, 2-8	Tulsa	Tulsa, Okla.
3/29	W, 2-0	Buena Vista	Fayetteville
4/3	W, 7-4	TCU	Fort Worth, Texas
4/4	L, 1-7	SMU	Dallas, Texas
4/5	W, 11-7	SMU	Dallas, Texas
4/6	L, 2-18	Baylor	Waco, Texas
4/6	L, 1-5	Baylor	Waco, Texas
4/7	W, 9-2	Oklahoma City	Oklahoma City, Okla.
4/14	W, 10-2	Centenary	Fayetteville
4/17	L, 2-7	Wichita State	Wichita, Kan.
4/18	L, 4-5	Wichita State	Wichita, Kan.
4/19	L, 2-4	Emporia State	Emporia, Kan.
4/20	W, 15-10	Emporia State	Chanute, Kan.
4/25	W, 12-2	Tulsa	Fayetteville
4/25	W, 12-3	Tulsa	Fayetteville

1962 (13-7)**Bill Ferrell**

Date	Result	Opponent	Location
3/26	L, 4-8	Buena Vista	Fayetteville
3/27	L, 7-8	Buena Vista	Fayetteville
3/28	W, 5-4	Buena Vista	Fayetteville
4/3	L, 7-15	Missouri	Columbia, Mo.
4/4	L, 4-10	Missouri	Columbia, Mo.
4/7	W, 5-1	Pittsburg State	Fayetteville
4/7	W, 11-3	Pittsburg State	Fayetteville
4/13	W, 6-2	Emporia State	Fayetteville
4/14	W, 12-3	Emporia State	Fayetteville
4/19	L, 0-5	Baylor	Monroe, La.
4/20	L, 2-3	Louisiana Monroe	Monroe, La.
4/20	W, 13-8	Northwestern St.	Monroe, La.
4/21	W, 5-4	Louisiana Monroe	Monroe, La.
4/21	W, 8-4	Northwestern St.	Monroe, La.
4/23	W, 10-7	Louisiana Monroe	Monroe, La.
4/23	W, 6-1	Louisiana Monroe	Monroe, La.
4/25	L, 2-4	Northwestern St.	Natchitoches, La.
4/26	W, 2-1	Northwestern St.	Natchitoches, La.
4/27	W, 6-2	Centenary	Shreveport, La.
4/28	W, 7-2	Centenary	Shreveport, La.

1963 (13-10)**Bill Ferrell**

Date	Result	Opponent	Location
3/25	W, 9-1	Buena Vista	Fayetteville
3/25	W, 8-7	Buena Vista	Fayetteville
3/26	W, 11-10	Buena Vista	Fayetteville
3/30	L, 6-10	Missouri	Fayetteville
3/30	W, 6-5	Missouri	Fayetteville
4/1	W, 15-7	Kansas	Lawrence, Kan.
4/2	L, 1-9	Kansas	Lawrence, Kan.
4/3	W, 12-8	Emporia State	Emporia, Kan.
4/3	L, 2-18	Emporia State	Emporia, Kan.
4/8	L, 6-7	Centenary	Fayetteville
4/9	W, 3-2	Centenary	Fayetteville
4/12	L, 4-5	Southern Miss	Hattiesburg, Miss.
4/13	L, 0-4	Southern Miss	Hattiesburg, Miss.

4/15	L, 5-10	LSU	Baton Rouge, La.
4/16	L, 2-10	LSU	Baton Rouge, La.
4/17	W, 7-3	Mississippi College	Clinton, Miss.
4/18	L, 0-3	Mississippi College	Clinton, Miss.
4/19	W, 5-2	Delta State	Cleveland, Miss.
4/20	L, 2-10	Delta State	Cleveland, Miss.
4/23	W, 3-1	Tulsa	Fayetteville
4/23	W, 9-4	Tulsa	Fayetteville
4/30	W, 9-4	Pittsburg State	Pittsburg, Kan.
4/30	W, 2-1	Pittsburg State	Pittsburg, Kan.

1964 (8-10)**Bill Ferrell**

Date	Result	Opponent	Location
3/23	L, 5-6	Buena Vista	Fayetteville
3/24	L, 13-16	Buena Vista	Fayetteville
3/27	L, 3-5	Memphis	Little Rock, Ark.
3/28	L, 6-13	Memphis	Little Rock, Ark.
3/30	L, 0-6	Memphis	Memphis, Tenn.
3/31	W, 4-0	Memphis	Memphis, Tenn.
4/1	L, 0-1	Louisiana Monroe	Monroe, La.
4/2	L, 5-7	Louisiana Monroe	Monroe, La.
4/3	W, 8-4	Centenary	Shreveport, La.
4/4	L, 7-8	Centenary	Shreveport, La.
4/10	W, 9-4	Tulsa	Fayetteville
4/10	L, 4-6	Tulsa	Fayetteville
4/13	W, 8-3	Emporia State	Fayetteville
4/13	L, 6-10	Emporia State	Fayetteville
4/24	W, 18-9	Tulsa	Tulsa, Okla.
4/24	W, 16-5	Tulsa	Tulsa, Okla.
4/29	W, 7-5	Central Missouri St.	Fayetteville
4/29	W, 10-9	Central Missouri St.	Fayetteville

1965 (3-14)**Bill Ferrell**


Date	Result	Opponent	Location
4/6	L, 4-8	Emporia State	Emporia, Kan.
4/7	W, 3-0	Wichita State	Wichita, Kan.
4/7	L, 0-2	Wichita State	Wichita, Kan.
4/10	L, 7-10	Centenary	Fayetteville
4/10	L, 4-8	Centenary	Fayetteville
4/13	L, 7-9	Omaha	Fayetteville
4/13	L, 3-6	Omaha	Fayetteville
4/16	L, 1-4	Southern Miss	Hattiesburg, Miss.
4/17	L, 9-15	Southern Miss	Hattiesburg, Miss.
4/20	L, 10-11	Louisiana-Monroe	Monroe, La.
4/20	L, 1-2	Louisiana-Monroe	Monroe, La.
4/21	L, 1-5	Delta State	Cleveland, Miss.
4/22	L, 7-12	Delta State	Cleveland, Miss.
4/23	L, 4-6	Memphis	Fayetteville
4/23	W, 4-2	Memphis	Fayetteville
4/27	L, 4-5	Tulsa	Tulsa, Okla.
4/27	W, 7-1	Tulsa	Tulsa, Okla.

1966 (4-16)**Wayne Robbins**

Date	Result	Opponent	Location
3/21	L, 7-13	Baylor	Waco, Texas
3/22	L, 3-9	Texas Christian	Fort Worth, Texas
3/26	W, 7-5	SMS	Fayetteville
3/31	L, 0-3	Buena Vista	Fayetteville
4/1	W, 16-13	Buena Vista	Fayetteville
4/4	L, 3-12	Kansas State	Fayetteville
4/4	L, 2-6	Kansas State	Fayetteville
4/9	L, 8-9	Memphis	Memphis, Tenn.
4/9	L, 1-6	Memphis	Memphis, Tenn.
4/11	L, 3-9	Mississippi State	Starkville, Miss.
4/12	L, 0-18	Mississippi State	Starkville, Miss.
4/13	L, 0-13	Southern Miss	Hattiesburg, Miss.
4/14	L, 0-19	Southern Miss	Hattiesburg, Miss.
4/16	W, 4-2	Centenary	Shreveport, La.
4/16	W, 3-2	Centenary	Shreveport, La.
4/19	L, 6-12	Tulsa	Tulsa, Okla.
4/19	L, 4-14	Tulsa	Tulsa, Okla.
5/5	L, 0-7	Southern Illinois	Fayetteville

1967 (15-14)**Wayne Robbins**

Date	Result	Opponent	Location
3/21	W, 6-1	Buena Vista	Fayetteville
3/21	W, 4-3	Buena Vista	Fayetteville
3/22	L, 3-6	Buena Vista	Fayetteville
3/25	W, 5-3	Wisconsin	San Antonio, Texas
3/27	L, 1-2	Texas Lutheran	San Antonio, Texas
3/28	L, 3-13	Indiana	San Antonio, Texas
3/28	L, 0-4	Texas-Pan American	San Antonio, Texas
3/29	L, 4-10	Texas-Pan American	San Antonio, Texas
3/29	L, 1-2	Texas-Pan American	San Antonio, Texas



Bill 'Groundhog' Ferrell coached the Razorbacks from 1950-65 and compiled a 139-149 record.

3/31	W, 8-6	St. Edwards	San Antonio, Texas
4/1	W, 11-9	Trinity	San Antonio, Texas
4/4	W, 4-1	SMU	Fayetteville
4/4	W, 8-7	SMU	Fayetteville
4/8	W, 8-5	William Jewell	Fayetteville
4/8	L, 2-8	William Jewell	Fayetteville
4/15	L, 1-8	Memphis	Memphis, Tenn.
4/15	W, 4-0	Memphis	Memphis, Tenn.
4/17	W, 12-9	Delta State	Cleveland, Miss.
	W, 8-1	Pittsburg State	Fayetteville
	W, 6-2	Pittsburg State	Fayetteville
4/22	L, 5-6	SW Missouri St.	Springfield, Mo.
4/22	L, 3-4	SW Missouri St.	Springfield, Mo.
4/29	W, 2-1	Oklahoma Baptist	Fayetteville
4/29	W, 6-0	Oklahoma Baptist	Fayetteville
5/8	L, 2-13	Kansas State	Manhattan, Kan.
5/8	L, 2-3	Kansas State	Manhattan, Kan.
5/9	L, 3-6	Wichita State	Wichita, Kan.
	W, 5-5	Emporia State	Emporia, Kan.
	L, 4-5	Emporia State	Emporia, Kan.

1968 (13-11)**Wayne Robbins**

Date	Result	Opponent	Location
3/23	L, 0-4	East Texas Baptist	Marshall, Texas
3/23	L, 1-2	East Texas Baptist	Marshall, Texas
3/25	W, 3-2	St. Mary's (Texas)	San Antonio, Texas
3/26	L, 0-1	Air Force	San Antonio, Texas
3/27	L, 4-8	Missouri	San Antonio, Texas
3/28	L, 2-7	Texas-Pan American	Edinburg, Texas
3/29	L, 5-10	Texas-Pan American	Edinburg, Texas
3/30	L, 7-19	Trinity	San Antonio, Texas
4/5	L, 12-13	Morningside	Fayetteville
4/6	W, 29-4	Morningside	Fayetteville
	W, 4-3	Yankton	Fayetteville
	W, 7-2	Yankton	Fayetteville
4/9	W, 12-3	Oklahoma City	Fayetteville
	W, 4-3	Yankton	Fayetteville
4/12	L, 11-19	Mississippi State	Starkville, Miss.
4/15	L, 4-7	Memphis	Fayetteville
4/15	W, 13-7	Memphis	Fayetteville
4/22	L, 0-12	Oklahoma Baptist	Fayetteville
4/22	W, 4-3	Oklahoma Baptist	Fayetteville
4/27	W, 8-4	Pittsburg State	Pittsburg, Kan.
4/27	W, 3-0	Pittsburg State	Pittsburg, Kan.
	W, 12-9	SMS	Springfield, Mo.
	W, 3-1	Evangel	Fayetteville
	W, 2-1	Evangel	Fayetteville

1969 (18-10)**Wayne Robbins**

Date	Result	Opponent	Location
3/22	W, 13-3	Mississippi College	Clinton, Miss.
3/24	L, 0-1	Mississippi College	Clinton, Miss.
3/25	L, 2-7	Belhaven	Jackson, Miss.
3/26	W, 4-2	Belhaven	Jackson, Miss.
3/27	W, 4-2	Belhaven	Jackson, Miss.
	L, 0-1	William Carey	Hattiesburg, Miss.
4/1	W, 16-4	Buena Vista	Fayetteville
4/1	W, 14-1	Buena Vista	Fayetteville
4/5	L, 5-12	Upper Iowa	Fayetteville
4/5	W, 7-4	Upper Iowa	Fayetteville
4/5	W, 4-1	Upper Iowa	Fayetteville
4/8	W, 5-2	Yankton	Fayetteville
4/8	W, 6-1	Yankton	Fayetteville
4/12	L, 0-6	Memphis	Memphis, Tenn.
4/12	W, 10-3	Memphis	Memphis, Tenn.
4/18	W, 5-2	Oklahoma Baptist	Shawnee, Okla.
4/19	W, 2-0	Oklahoma City	Oklahoma City, Okla.
4/21	L, 13-14	TCU	Fort Worth, Texas
4/22	L, 3-8	SMU	Dallas, Texas
4/26	W, 10-6	Kansas State	Fayetteville
4/26	L, 4-6	Kansas State	Fayetteville
4/30	W, 12-1	William Jewell	Fayetteville
4/30	L, 0-4	William Jewell	Fayetteville
5/3	W, 3-0	Evangel	Springfield, Mo.
5/3	W, 18-0	Evangel	Springfield, Mo.
5/6	W, 3-2	SMS	Fayetteville
5/6	L, 0-2	SMS	Fayetteville

1970 (19-13)**Norm DeBrynn**

Date	Result	Opponent	Location
	W, 8-1	St. Mary's (Texas)	San Antonio, Texas
3/23	L, 6-8	Texas-Pan American	Edinburg, Texas
	L, 7-8	St. Edwards	Austin, Texas
	W, 10-5	NE Missouri St.	San Antonio, Texas
3/25	L, 5-11	Texas Lutheran	Sequim, Texas
3/26	L, 0-1	St. Mary's (Texas)	San Antonio, Texas
3/28	L, 1-10	Minnesota	San Antonio, Texas
3/28	W, 8-7	Minnesota	San Antonio, Texas
3/28	W, 4-3	Texas - Pan American	Edinburg, Texas
4/4	W, 5-0	Nebraska - Kearney	Fayetteville
4/4	L, 0-4	Nebraska - Kearney	Fayetteville
4/8	W, 7-2	William Jewell	Fayetteville
4/8	L, 2-3	William Jewell	Fayetteville
4/11	L, 7-8	Tulsa	Tulsa, Okla.
4/13	W, 9-6	Oklahoma Baptist	Fayetteville
4/13	L, 4-9	Oklahoma Baptist	Fayetteville
4/15	W, 5-3	Oklahoma State	Fayetteville
4/15	W, 3-1	Oklahoma State	Fayetteville



ALL-TIME RESULTS

4/18 W, 6-4	SW, Missouri St.	Springfield, Mo.	W, 8-1	Carthage	Fayetteville
4/21 W, 9-4	Oklahoma City	Fayetteville	T, 2-2	Carthage	Fayetteville
4/21 W, 9-3	Oklahoma City	Fayetteville	4/13 W, 6-2	SMS	Fayetteville
4/29 W, 7-0	Oral Roberts	Fayetteville	4/13 L, 2-3	SMS	Fayetteville
4/29 W, 7-0	Oral Roberts	Fayetteville	4/17 W, 6-0	Pittsburg State	Fayetteville
5/2 W, 7-6	Memphis	Memphis, Tenn.	4/17 W, 11-1	Pittsburg State	Fayetteville
5/2 W, 7-3	Memphis	Memphis, Tenn.	4/19 W, 11-0	Oklahoma City	Oklahoma City, Okla.
5/4 L, 0-6	Mississippi State	Starkville, Miss.	4/19 W, 13-1	Oklahoma City	Oklahoma City, Okla.
5/4 L, 0-1	Mississippi State	Starkville, Miss.	4/21 L, 4-6	Oklahoma State	Stillwater, Okla.
5/8 L, 6-9	Vanderbilt	Covington, Tenn.	4/21 L, 4-7	Oklahoma State	Stillwater, Okla.
5/11 L, 1-2	Oklahoma	Fayetteville	4/24 W, 6-5	Memphis	Fayetteville
5/11 W, 5-2	Oklahoma	Fayetteville	4/24 W, 4-3	Memphis	Fayetteville
5/12 W, 10-0	Evangel	Springfield, Mo.	4/27 W, 6-1	Oral Roberts	Tulsa, Okla.
5/12 W, 6-0	Evangel	Springfield, Mo.	4/27 L, 4-6	Oral Roberts	Tulsa, Okla.
			5/4 W, 12-11	Oral Roberts	Fayetteville
			5/4 L, 2-5	Oral Roberts	Fayetteville
			5/5 W, 12-1	Evangel	Springfield, Mo.
			5/5 W, 13-0	Evangel	Springfield, Mo.
			5/7 L, 4-6	Creighton	Omaha, Neb.
			5/7 W, 2-0	Creighton	Omaha, Neb.
			5/8 L, 2-3	Creighton	Omaha, Neb.
			5/8 L, 1-2	Creighton	Omaha, Neb.
			5/15 W, 5-2	Union	Fayetteville
			5/15 L, 2-6	Union	Fayetteville

1971 (23-18) Norm DeBriyn

Date	Result	Opponent	Location
3/3	L, 3-4	Tulsa	Tulsa, Okla.
3/3	L, 2-18	Tulsa	Tulsa, Okla.
3/17	W, 6-2	Drake	Fayetteville
3/17	L, 6-7	Drake	Fayetteville
3/20	W, 13-3	Oklahoma Baptist	Shawnee, Okla.
3/20	L, 2-4	Oklahoma Baptist	Shawnee, Okla.
	W, 8-7	St. Cloud State	Fayetteville
3/25	W, 5-1	Buena Vista	Fayetteville
3/25	W, 3-2	Buena Vista	Fayetteville
3/29	W, 3-2	Trinity	San Antonio, Texas
3/29	L, 2-4	St. Mary's (Texas)	San Antonio, Texas
3/31	W, 6-1	Texas Lutheran	Seguin, Texas
4/1	L, 0-10	Texas-Pan American	Edinburg, Texas
4/1	L, 0-5	Texas-Pan American	Edinburg, Texas
4/2	L, 2-5	Rice	Edinburg, Texas
4/3	L, 3-4	Rice	Edinburg, Texas
4/6	W, 4-3	Abeline Christian	Fayetteville
4/6	W, 11-1	Abeline Christian	Fayetteville

1972 (16-16) Norm DeBriyn

Date	Result	Opponent	Location
3/8	W, 8-2	Lincoln	Fayetteville
3/8	W, 10-0	Lincoln	Fayetteville
3/10	W, 12-4	William Jewell	Fayetteville
3/11	W, 3-2	William Jewell	Fayetteville
	L, 3-15	Tulsa	Fayetteville
	L, 3-4	Tulsa	Fayetteville
	L, 4-5	Northeastern (Okla.) St.	Fayetteville
	W, 2-0	Northeastern (Okla.) St.	Fayetteville

3/18 W, 9-4	Drake	Fayetteville
3/18 W, 4-2	Drake	Fayetteville
3/20 W, 9-6	St. Cloud State	Fayetteville
3/22 W, 9-6	Missouri	Columbia, Mo.
3/22 L, 1-3	Missouri	Columbia, Mo.
3/25 L, 4-8	Oral Roberts	Tulsa, Okla.
3/25 W, 2-1	Oral Roberts	Tulsa, Okla.
3/28 L, 4-5	West Texas State	Tulsa, Okla.
3/30 L, 2-3	Tulsa	Tulsa, Okla.
3/31 W, 1-0	Buena Vista	Tulsa, Okla.
4/1 L, 0-3	Tulsa	Tulsa, Okla.
4/1 L, 3-4	West Texas State	Tulsa, Okla.
4/2 L, 3-5	Tulsa	Tulsa, Okla.
4/6 L, 2-6	Southwestern (Okla.) St.	Fayetteville
4/7 W, 8-5	Missouri Western	Fayetteville
4/7 W, 4-3	Missouri Western	Fayetteville
4/11 W, 5-0	Pittsburg State	Springfield, Mo.
4/11 W, 9-0	Pittsburg State	Springfield, Mo.
4/18 L, 2-7	SMS	Springfield, Mo.
4/18 W, 8-7	SMS	Springfield, Mo.
4/22 L, 2-4	Union	Jackson, Tenn.
4/22 L, 2-6	Union	Jackson, Tenn.
5/2 L, 2-3	Oklahoma	Norman, Okla.
5/2 L, 3-4	Oklahoma	Norman, Okla.

1973 (23-7) Norm DeBriyn

Date	Result	Opponent	Location
	W, 3-1	Southern Methodist	Dallas, Texas
	W, 4-3	Southern Methodist	Dallas, Texas
3/14	W, 9-7	Kansas State	Fayetteville
3/14	W, 8-2	Kansas State	Fayetteville
3/17	W, 6-5	Notre Dame	Las, Cruces, N. Mex.
3/17	W, 8-4	New Mexico St.	Las, Cruces, N. Mex.
3/18	L, 0-10	Tulsa	Tulsa, Okla.
3/19	T, 17-17	St. Cloud State	Fayetteville
3/22	W, 11-10	Drake	Fayetteville
3/22	W, 3-2	Drake	Fayetteville
3/27	W, 4-0	St. Olaf	Fayetteville
	W, 6-1	Oklahoma City	Oklahoma City, Okla.
	W, 10-0	Oklahoma City	Oklahoma City, Okla.
	W, 7-5	SMS	Fayetteville
	W, 13-4	SMS	Fayetteville
4/14	W, 1-0	Memphis	Fayetteville
4/14	L, 0-3	Memphis	Fayetteville
	W, 5-4	Evangel	Fayetteville
	W, 11-0	Evangel	Fayetteville
	W, 5-4	Oral Roberts	Tulsa, Okla.
	L, 0-2	Oral Roberts	Tulsa, Okla.
4/21	W, 8-2	Oklahoma City	Fayetteville
4/21	W, 3-2	Oklahoma City	Fayetteville
4/24	W, 2-0	Tulsa	Fayetteville
4/24	L, 2-7	Tulsa	Fayetteville
4/27	W, 5-1	Creighton	Omaha, Neb.
4/27	W, 11-2	Creighton	Omaha, Neb.
4/28	W, 3-1	Creighton	Omaha, Neb.
4/28	L, 2-6	Creighton	Omaha, Neb.
5/27+	L, 0-6	Trinity	Arlington, Texas
5/28+	L, 2-4	Texas Pan-American	Arlington, Texas

1974 (22-21; 9-15 7th SWC) Norm DeBriyn

Date	Result	Opponent	Location
3/2	W, 8-4	Northeastern (Okla.) St.	Fayetteville
3/2	W, 4-1	Northeastern (Okla.) St.	Fayetteville
3/5	W, 4-0	Missouri Western	Fayetteville
3/5	W, 5-2	Missouri Western	Fayetteville
3/6	L, 1-12	Creighton	Fayetteville
3/6	W, 12-4	Creighton	Fayetteville
3/8	L, 6-7	*Baylor	Waco, Texas
3/9	L, 2-7	*Baylor	Waco, Texas
3/9	L, 0-9	*Baylor	Waco, Texas
3/12	L, 1-2	Kansas St.	Fayetteville
3/12	L, 1-2	Kansas St.	Fayetteville
3/15	W, 4-2	*SMU	Fayetteville
3/16	W, 11-3	*SMU	Fayetteville
3/16	W, 6-2	*SMU	Fayetteville
3/18	W, 4-2	Mankato St.	Fayetteville
3/18	L, 3-9	Mankato St.	Fayetteville
3/22	L, 2-5	*Texas A&M	College Station, Texas
3/23	L, 1-15	*Texas A&M	College Station, Texas
3/23	L, 0-15	*Texas A&M	College Station, Texas
3/27	W, 1-0	Oral Roberts	Tulsa, Okla.
3/27	L, 0-1	Oral Roberts	Tulsa, Okla.
3/25	W, 5-4	Lamar	Fayetteville
3/29	L, 4-19	*Texas	Fayetteville
3/30	L, 2-3	*Texas	Fayetteville
3/30	W, 8-5	*Texas	Fayetteville

4/2 L, 4-5	Oklahoma City	Oklahoma City, Okla.
4/2 W, 9-0	Oklahoma City	Oklahoma City, Okla.
4/6 L, 5-6	*Rice	Fayetteville
4/6 W, 9-3	*Rice	Fayetteville
4/6 W, 9-7	*Rice	Fayetteville
4/9 W, 9-5	SW Missouri St.	Springfield, Mo.
4/9 W, 10-8	SW Missouri St.	Springfield, Mo.
4/12 L, 2-8	*TCU	Fort Worth, Texas
4/13 L, 5-6	*TCU	Fort Worth, Texas
4/13 L, 3-5	*TCU	Fort Worth, Texas
4/15 W, 6-4	Evangel	Springfield, Mo.
4/15 W, 5-3	Evangel	Springfield, Mo.
4/19 W, 9-3	*Texas Tech	Fayetteville
4/20 W, 15-6	*Texas Tech	Fayetteville
4/20 W, 7-6	*Texas Tech	Fayetteville
4/27 L, 0-8	*Houston	Houston, Texas
4/27 L, 5-6	*Houston	Houston, Texas
4/27 L, 3-8	*Houston	Houston, Texas

1975 (20-22; 8-14 7th SWC) Norm DeBriyn

Date	Result	Opponent	Location
3/1	L, 0-3	Kansas State	Fayetteville
3/1	W, 6-1	Kansas State	Fayetteville
3/2	L, 4-5	Kansas State	Fayetteville
3/2	W, 11-1	Kansas State	Fayetteville
3/4	W, 7-6	Northeastern (Okla.) St.	Fayetteville
3/4	W, 8-6	Northeastern (Okla.) St.	Fayetteville
3/7	L, 2-11	*Baylor	Fayetteville
3/8	W, 5-4	*Baylor	Fayetteville
3/8	W, 7-4	*Baylor	Fayetteville
	W, 4-1	*SMU	Dallas, Texas
3/17	W, 3-2	Baker	Fayetteville
3/17	L, 0-2	Baker	Fayetteville
3/21	W, 4-1	*Texas A&M	Fayetteville
3/22	L, 2-3	*Texas A&M	Fayetteville
3/22	L, 0-5	*Texas A&M	Fayetteville
3/24	W, 15-6	Nebraska	Fayetteville
3/24	W, 10-4	Nebraska	Fayetteville
3/25	L, 4-5	Nebraska	Fayetteville
3/25	W, 4-2	Nebraska	Fayetteville
3/29	L, 1-6	*Texas	Austin, Texas
3/29	L, 1-5	*Texas	Austin, Texas
3/29	L, 2-3	*Texas	Austin, Texas
3/3	W, 9-2	Northeastern (Okla.) St.	Fayetteville
3/3	W, 4-0	Northeastern (Okla.) St.	Fayetteville
4/4	W, 5-0	*Rice	Houston, Texas
4/5	L, 1-5	*Rice	Houston, Texas
4/5	L, 0-9	*Rice	Houston, Texas
4/8	L, 7-8	Southwestern (Okla.) St.	Fayetteville
4/8	L, 4-7	Southwestern (Okla.) St.	Fayetteville
4/11	L, 8-9	*TCU	Fort Worth, Texas
4/12	L, 1-13	*TCU	Fort Worth, Texas
4/12	L, 2-4	*TCU	Fort Worth, Texas
4/15	W, 5-1	Oral Roberts	Fayetteville
4/15	W, 4-2	Oral Roberts	Fayetteville
4/18	W, 6-4	*Texas Tech	Lubbock, Texas
4/19	L, 5-14	*Texas Tech	Lubbock, Texas
4/19	L, 11-13	*Texas Tech	Lubbock, Texas
4/21	L, 0-6	American Christian	Fayetteville
4/21	L, 1-2	American Christian	Fayetteville
4/25	W, 5-1	*Houston	Houston, Texas
4/26	W, 3-0	*Houston	Houston, Texas
4/26	L, 3-10	*Houston	Houston, Texas

1976 (31-15-1; 12-12 5th SWC) Norm DeBriyn

Date	Result	Opponent	Location
2/28	W, 2-0	Northeastern (Okla.) St.	Fayetteville
2/28	W, 7-6	Northeastern (Okla.) St.	Fayetteville
3/5	L, 4-9	*Houston	Houston, Texas
3/6	L, 0-1	*Houston	Houston, Texas
3/6	L, 2-3	*Houston	Houston, Texas
3/10	W, 11-0	Baker	Fayetteville
3/11	W, 9-7	Baker	Fayetteville
3/12	W, 7-0	Missouri Southern	Fayetteville
3/12	T, 0-0	Missouri Southern (12)	Fayetteville
3/13	W, 9-1	Southwest Baptist	Fayetteville
3/13	W, 6-1	Southwest Baptist	Fayetteville
3/14	W, 6-4	William Jewell	Fayetteville
3/15	W, 1-0	Tulsa	Fayetteville
3/15	W, 1-0	Tulsa	Fayetteville
3/19	W, 5-4	*Texas Tech	Fayetteville
3/20	W, 4-3	*Texas Tech	Fayetteville
3/20	W, 10-2	*Texas Tech	Fayetteville
3/22	W, 6-5	Luther	Fayetteville



Arkansas' legendary skipper Norm DeBriyn took over the Razorback program in 1970 and built it into a national power over his 33 years at the helm; he won a school-record 1,161 games and three conference titles.

ALL - TIME RESULTS



3/22	W, 13-3	Luther	Fayetteville
3/23	W, 2-0	Mankato State	Fayetteville
3/23	W, 2-0	Mankato State	Fayetteville
3/26	W, 17-2	*SMU	Dallas, Texas
3/27	W, 10-1	*SMU	Dallas, Texas
3/27	W, 2-1	*SMU	Dallas, Texas
3/29	L, 2-5	Illinois - Edwards	Fayetteville
3/29	W, 7-3	Illinois - Edwards	Fayetteville
3/30	W, 6-5	Oral Roberts	Tulsa, Okla.
3/30	L, 3-6	Oral Roberts	Tulsa, Okla.
4/2	W, 7-5	*TCU	Fayetteville
4/3	L, 5-6	*TCU	Fayetteville
4/3	W, 7-6	*TCU	Fayetteville
4/6	W, 11-3	SMS	Fayetteville
4/6	W, 8-5	SMS	Fayetteville
4/9	L, 0-5	*Baylor	Waco, Texas
4/10	L, 0-2	*Baylor	Waco, Texas
4/10	L, 2-5	*Baylor	Waco, Texas
4/16	W, 4-1	*Rice	Fayetteville
4/17	W, 4-1	*Rice	Fayetteville
4/17	W, 1-0	*Rice	Fayetteville
4/23	L, 1-10	*Texas	Austin, Texas
4/24	L, 3-6	*Texas	Austin, Texas
4/24	W, 5-2	*Texas	Austin, Texas
4/27	W, 2-0	American Christian	Fayetteville
4/27	L, 0-1	American Christian	Fayetteville
4/30	L, 6-7	*Texas A&M	Fayetteville
5/1	L, 1-3	*Texas A&M	Fayetteville
5/1	L, 5-7	*Texas A&M	Fayetteville

* SWC Game

§ Game called after 12 innings

1977 (33-18; 14-10 4th SWC)

Norm DeBriyn

Date	Result	Opponent	Location
2/19	W, 11-2	Northeastern (Okla.) St.	Fayetteville
2/19	W, 5-0	Northeastern (Okla.) St.	Fayetteville
2/22	W, 7-0	Oral Roberts	Fayetteville
2/22	L, 0-2	Oral Roberts	Fayetteville
2/25	L, 0-6	*Texas A&M	College Station, Texas
2/26	L, 3-4	*Texas A&M	College Station, Texas
2/26	L, 0-4	*Texas A&M	College Station, Texas
3/1	W, 2-0	Southwestern (Okla.) St.	Fayetteville
3/2	W, 11-0	NE (Okla.) St.	Fayetteville
3/4	W, 5-3	*Houston	Fayetteville
3/5	W, 2-0	*Houston	Fayetteville
3/5	L, 0-5	*Houston	Fayetteville
3/7	W, 6-0	Baker	Fayetteville
3/7	W, 11-1	Baker	Fayetteville
3/9	W, 6-0	Missouri Southern	Fayetteville
3/9	W, 7-6	Missouri Southern	Fayetteville
3/10	W, 5-1	William Jewell	Fayetteville
3/10	W, 2-0	William Jewell	Fayetteville
3/13	W, 8-0	Creighton	Fayetteville
3/14	W, 4-1	Iowa State	Fayetteville
3/14	W, 2-0	Iowa State	Fayetteville
3/15	L, 1-2	Tulsa	Tulsa, Okla.
3/15	L, 4-6	Tulsa	Tulsa, Okla.
3/18	W, 13-10	*Texas Tech	Lubbock, Texas
3/19	L, 4-7	*Texas Tech	Lubbock, Texas
3/19	W, 14-7	*Texas Tech	Lubbock, Texas
3/23	W, 4-3	Eastern Michigan	Fayetteville
3/23	W, 8-1	Eastern Michigan	Fayetteville
3/25	W, 1-0	*SMU	Fayetteville
3/26	W, 4-1	*SMU	Fayetteville
3/26	W, 3-1	*SMU	Fayetteville
4/1	L, 2-5	*TCU	Fort Worth, Texas
4/2	W, 3-0	*TCU	Fort Worth, Texas
4/2	W, 6-5	*TCU	Fort Worth, Texas
4/5	W, 4-3	SMS	Fayetteville
4/5	W, 6-3	SMS	Fayetteville
4/8	L, 3-5	*Baylor	Fayetteville
4/9	W, 5-2	*Baylor	Fayetteville
4/9	W, 6-1	*Baylor	Fayetteville
4/11	W, 5-2	Oklahoma	Norman, Okla.
4/11	L, 3-4	Oklahoma	Norman, Okla.
4/15	L, 3-8	*Rice	Houston, Texas
4/16	W, 7-1	*Rice	Houston, Texas
4/16	W, 9-4	*Rice	Houston, Texas
4/19	L, 3-6	Tulsa	Fayetteville
4/19	L, 1-6	Tulsa	Fayetteville
4/22	L, 1-5	*Texas	Fayetteville
4/23	L, 1-7	*Texas	Fayetteville
4/23	W, 1-0	*Texas	Fayetteville
5/13/1	L, 2-5	Texas A&M	Austin, Texas
5/14/1	L, 1-8	Texas	Austin, Texas

* SWC Game

! SWC Tournament

1978 (31-13; 18-6 2nd SWC)

Norm DeBriyn

Date	Result	Opponent	Location
2/17	W, 5-3	Missouri Southern	Fayetteville
2/17	W, 6-0	Missouri Southern	Fayetteville
2/25	W, 9-4	Tulsa	Fayetteville
2/25	L, 0-10	Tulsa	Fayetteville
3/3	W, 5-4	*Texas	Austin, Texas
3/4	W, 2-1	*Texas	Austin, Texas
3/4	L, 3-18	*Texas	Austin, Texas
3/6	W, 7-6	Northwestern Missouri St.	Fayetteville
3/6	L, 2-4	Northwestern Missouri St.	Fayetteville
3/10	W, 6-0	*Rice	Fayetteville
3/11	W, 1-0	*Rice	Fayetteville
3/11	W, 6-0	*Rice	Fayetteville
3/17	L, 11-12	*Baylor	Waco, Texas
3/18	W, 7-6	*Baylor	Waco, Texas
3/18	L, 8-9	*Baylor	Waco, Texas
3/20	W, 5-1	Luther	Fayetteville
3/20	W, 10-0	Luther	Fayetteville
3/21	W, 6-3	Missouri Western	Fayetteville
3/21	L, 8-9	Missouri Western	Fayetteville
3/24	W, 6-3	*TCU	Fayetteville
3/25	W, 4-3	*TCU	Fayetteville
3/25	W, 7-2	*TCU	Fayetteville
3/31	W, 5-2	*SMU	Dallas, Texas
4/1	W, 9-2	*SMU	Dallas, Texas
4/1	W, 6-4	*SMU	Dallas, Texas
4/5	L, 4-15	SMS	Springfield, Mo.
4/5	W, 3-2	SMS	Springfield, Mo.
4/7	W, 6-1	*Texas Tech	Fayetteville
4/8	W, 13-2	*Texas Tech	Fayetteville
4/8	W, 2-1	*Texas Tech	Fayetteville
4/13	W, 4-0	North Texas	Fayetteville
4/13	W, 12-0	North Texas	Fayetteville
4/14	W, 9-0	North Texas	Fayetteville
4/14	W, 6-0	North Texas	Fayetteville
4/21	W, 6-5	*Houston	Houston, Texas
4/22	W, 5-1	*Houston	Houston, Texas
4/22	L, 4-14	*Houston	Houston, Texas
4/25	W, 8-6	Tulsa	Tulsa, Okla.
4/28	L, 1-6	*Texas A&M	Fayetteville
4/29	L, 0-5	*Texas A&M	Fayetteville
4/29	W, 6-5	*Texas A&M	Fayetteville
5/3	L, 2-3	Tulsa	Tulsa, Okla.
5/12/1	L, 0-1	Baylor	Austin, Texas
5/13/1	L, 0-5	Texas A&M	Austin, Texas

* SWC Game

! SWC Tournament

1979 (49-15; 19-5 2nd SWC)

Norm DeBriyn

Date	Result	Opponent	Location
2/23	W, 7-1	William Jewell	Fayetteville
2/23	W, 13-2	William Jewell	Fayetteville
2/27	W, 5-0	Missouri Southern	Fayetteville
2/27	W, 3-2	Missouri Southern	Fayetteville
3/2	W, 2-0	*Texas	Fayetteville
3/3	L, 2-3	*Texas	Fayetteville
3/3	L, 0-1	*Texas	Fayetteville
3/4	L, 2-3	Southern Illinois	Fayetteville
3/4	L, 5-18	Southern Illinois	Fayetteville
3/5	W, 5-0	Southwest Baptist	Fayetteville
3/5	W, 9-2	Southwest Baptist	Fayetteville
3/6	W, 4-1	Tulsa	Fayetteville
3/6	W, 8-1	Tulsa	Fayetteville
3/9	W, 6-3	*Rice	Houston, Texas
3/10	W, 7-2	*Rice	Houston, Texas
3/10	W, 12-3	*Rice	Houston, Texas
3/16	W, 12-1	*Baylor	Fayetteville
3/17	W, 5-1	*Baylor	Fayetteville
3/17	L, 0-4	*Baylor	Fayetteville
3/19	W, 13-0	Missouri Western	Fayetteville
3/19	W, 7-6	Missouri Western (11)	Fayetteville
3/23	W, 7-1	*TCU	Fort Worth, Texas
3/24	W, 10-1	*TCU	Fort Worth, Texas
3/24	W, 9-4	*TCU	Fort Worth, Texas
3/26	W, 6-2	Eastern Michigan	Fayetteville
3/26	W, 1-0	Eastern Michigan	Fayetteville
3/27	W, 7-4	Iowa	Fayetteville
3/27	W, 6-0	Eastern Michigan	Fayetteville
3/30	W, 3-1	*SMU	Fayetteville
3/31	W, 3-1	*SMU	Fayetteville
3/31	W, 9-2	*SMU	Fayetteville
4/3	W, 5-1	SMS	Fayetteville
4/3	W, 4-3	SMS	Fayetteville
4/6	L, 8-9	*Texas Tech	Lubbock, Texas
4/7	W, 6-2	*Texas Tech	Lubbock, Texas
4/7	W, 12-9	*Texas Tech	Lubbock, Texas
4/13	W, 4-0	South Dakota	Fayetteville
4/13	W, 7-0	South Dakota	Fayetteville
4/14	W, 7-1	South Dakota	Fayetteville
4/14	W, 8-1	South Dakota	Fayetteville
4/17	L, 2-5	Oral Roberts	Tulsa, Okla.
4/20	W, 5-3	*Houston	Fayetteville
4/21	W, 3-0	*Houston	Fayetteville
4/21	W, 11-10	*Houston (8)	Fayetteville
4/27	L, 0-6	*Texas A&M	College Station, Texas
4/28	W, 2-0	*Texas A&M (11)	College Station, Texas

4/28	W, 9-1	*Texas A&M	College Station, Texas
	L, 8-9	Missouri Southern	Joplin, Mo.
	W, 6-5	Missouri Southern	Joplin, Mo.
	L, 6-7	Wichita State	Wichita, Kan.
	L, 4-5	Wichita State	Wichita, Kan.
5/12/1	W, 6-1	Baylor	Austin, Texas
5/13/1	L, 2-6	Texas	Austin, Texas
5/14/1	W, 6-2	Texas A&M	Austin, Texas
5/14/1	L, 6-12	Texas	Austin, Texas
5/25+1	W, 12-11	George Washington	Tallahassee, Fla.
5/26+1	W, 9-1	Florida	Tallahassee, Fla.
5/26+1	W, 8-6	Delaware	Tallahassee, Fla.
5/27+1	W, 4-3	Delaware	Tallahassee, Fla.
6/1/1	W, 5-4	Pepperdine	Omaha, Neb.
6/3/1	W, 10-3	Arizona	Omaha, Neb.
6/5/1	W, 9-4	Texas	Omaha, Neb.
6/6/1	L, 10-13	Cal State-Fullerton	Omaha, Neb.
6/8/1	L, 1-2	Cal State-Fullerton	Omaha, Neb.

* SWC Game

! SWC Tournament

+ NCAA East Regional

College World Series

1980 (44-22; 15-8 3rd SWC)

Norm DeBriyn

Date	Result	Opponent	Location
2/15	W, 9-3	Texas - Pan American	Edinburg, Texas
2/15	L, 0-2	Texas - Pan American	Edinburg, Texas
2/16	L, 1-3	Texas - Pan American	Edinburg, Texas
2/16	L, 0-5	Texas - Pan American	Edinburg, Texas
2/17	W, 4-2	Texas - Pan American	Edinburg, Texas
2/17	L, 2-3	Texas - Pan American	Edinburg, Texas
2/22	W, 15-0	Missouri Southern	Fayetteville
2/22	W, 7-0	Missouri Southern	Fayetteville
2/23	W, 10-0	Tulsa	Fayetteville
2/23	W, 12-0	Tulsa	Fayetteville
2/29	W, 2-0	*SMU	Dallas, Texas
3/1	L, 1-2	*SMU	Dallas, Texas
3/1	L, 1-9	*SMU	Dallas, Texas
3/7	W, 2-1	*Texas Tech	Fayetteville
3/8	L, 3-5	*Texas Tech	Fayetteville
3/8	W, 9-2	*Texas Tech	Fayetteville
3/9	W, 6-5	Southern Illinois	Fayetteville
3/9	L, 4-8	Southern Illinois	Fayetteville
3/10	W, 11-6	Northwestern Missouri St.	Fayetteville
3/10	W, 7-1	Northwestern Missouri St.	Fayetteville
3/11	L, 3-7	Oral Roberts	Fayetteville
3/11	L, 0-5	Oral Roberts	Fayetteville
3/12	W, 10-3	Southwest Baptist	Fayetteville



Arkansas' 1979 team made the school's first appearance in the College World Series and finished second.




ALL - TIME RESULTS

3/12	W, 11-1	Southwest Baptist	Fayetteville
3/13	W, 16-2	Baker	Fayetteville
3/13	W, 9-4	Baker	Fayetteville
3/14	W, 8-4	Kansas State	Fayetteville
3/14	W, 8-3	Kansas State	Fayetteville
3/15	W, 9-0	Wisconsin	Fayetteville
3/15	W, 3-0	Wisconsin	Fayetteville
3/16	W, 9-0	Wisconsin	Fayetteville
3/16	W, 9-0	Wisconsin	Fayetteville
3/21	W, 13-6	*Houston	Houston, Texas
3/22	W, 4-2	*Houston	Houston, Texas
3/22	L, 6-11	*Houston	Houston, Texas
3/28	W, 4-2	*Texas A&M	Fayetteville
3/28	L, 5-8	*Texas A&M	Fayetteville
4/1	W, 2-1	Centenary	Fayetteville
4/1	W, 7-5	Centenary	Fayetteville
4/4	W, 2-1	*Texas	Austin, Texas
4/5	L, 3-15	*Texas	Austin, Texas
4/5	W, 8-6	*Texas	Austin, Texas
4/11	W, 14-6	*Rice	Fayetteville
4/12	W, 5-2	*Rice	Fayetteville
4/12	L, 8-9	*Rice	Fayetteville
4/15	W, 8-3	Tulsa	Tulsa, Okla.
4/15	W, 17-6	Tulsa	Tulsa, Okla.
4/18	L, 1-2	*Baylor	Waco, Texas
4/19	W, 3-2	*Baylor	Waco, Texas
4/19	W, 7-6	*Baylor	Waco, Texas
4/23	L, 6-7	Mississippi St. (11)	Greenville, Miss.
4/25	W, 5-1	*TCU	Fayetteville
4/26	W, 3-2	*TCU	Fayetteville
4/26	W, 18-17	*TCU	Fayetteville
4/29	W, 7-6	Oklahoma State	Tulsa, Okla.
5/3	W, 4-2	Oral Roberts	Tulsa, Okla.
5/4	L, 2-6	Wichita State	Wichita, Kan.
5/4	L, 0-14	Wichita State	Wichita, Kan.
5/7	W, 19-10	Texas A&M	College Station, Texas
5/8	L, 4-6	Texas	College Station, Texas
5/9	W, 6-5	Texas Tech	College Station, Texas
5/9	W, 8-7	Texas	College Station, Texas
5/10	L, 4-9	Texas	College Station, Texas
5/22+	W, 3-2	Oral Roberts	Tulsa, Okla.
5/23+	L, 0-6	Missouri	Tulsa, Okla.
5/24+	L, 1-7	California	Tulsa, Okla.

* SWC Game

! SWC Tournament

+ NCAA Midwest Regional



Kevin McReynolds was the Southwest Conference's first triple crown winner in 1980. He was drafted No. 6 overall by the Padres in 1981 and ended his career at Arkansas leading 12 offensive categories.

4/25	W, 8-5	*Texas Tech	Lubbock, Texas
4/25	L, 5-7	*Texas Tech	Lubbock, Texas
4/27	W, 6-4	SMS	Fayetteville
4/27	L, 3-4	SMS	Fayetteville
4/29	L, 6-11	Mississippi State	Greenville, Miss.
5/1	W, 8-6	Oral Roberts	Tulsa, Okla.
5/2	L, 1-5	Oral Roberts	Tulsa, Okla.
5/2	L, 2-8	Oral Roberts	Tulsa, Okla.
5/15	L, 2-7	Houston	Austin, Texas
5/16	W, 5-4	Rice	Austin, Texas
5/17	W, 9-3	Houston	Austin, Texas
5/18	L, 1-11	Texas	Austin, Texas

* SWC Game

! SWC Tournament

1981 (31-21; 12-9 2nd SWC) Norm DeBriyn

Date	Result	Opponent	Location
2/21	L, 4-5	Oklahoma State (11)	Fayetteville
2/24	W, 8-2	Missouri Southern	Fayetteville
2/24	W, 7-4	Missouri Southern	Fayetteville
2/28	W, 25-5	Western Michigan	Lakeland, Fla.
3/1	W, 17-10	Eastern Michigan	Lakeland, Fla.
3/2	W, 7-5	Missouri	Lakeland, Fla.
3/3	L, 5-7	Eastern Michigan	Lakeland, Fla.
3/3	L, 6-8	Missouri	Lakeland, Fla.
3/4	L, 3-5	Florida Southern	Lakeland, Fla.
3/5	W, 13-3	Florida Southern	Lakeland, Fla.
3/6	W, 6-2	Eastern Michigan	Lakeland, Fla.
3/6	W, 9-8	Eastern Michigan	Lakeland, Fla.
3/7	W, 15-11	Western Michigan	Lakeland, Fla.
3/10	L, 3-6	Oral Roberts	Fayetteville
3/10	L, 6-11	Oral Roberts	Fayetteville
3/13	W, 4-1	*TCU	Fort Worth, Texas
3/14	L, 5-6	*TCU	Fort Worth, Texas
3/14	L, 5-6	*TCU	Fort Worth, Texas
3/16	W, 15-2	Missouri Western	Fayetteville
3/16	W, 10-5	Missouri Western	Fayetteville
3/17	W, 20-9	Southwest Baptist	Fayetteville
3/17	W, 8-3	Southwest Baptist	Fayetteville
3/20	W, 11-3	*Baylor	Fayetteville
3/21	W, 3-1	*Baylor	Fayetteville
3/21	W, 12-0	*Baylor	Fayetteville
3/27	W, 3-2	*Rice	Houston, Texas
3/28	L, 4-5	*Rice	Houston, Texas
3/28	L, 3-4	*Rice	Houston, Texas
4/3	W, 7-0	*Texas	Fayetteville
4/4	L, 4-5	*Texas	Fayetteville
4/4	L, 6-8	*Texas	Fayetteville
4/10	W, 4-0	*Texas A&M	College Station, Texas
4/11	L, 2-9	*Texas A&M	College Station, Texas
4/11	W, 19-6	*Texas A&M	College Station, Texas
4/17	L, 3-5	*Houston	Fayetteville
4/18	W, 15-4	*Houston	Fayetteville
4/18	W, 2-1	*Houston	Fayetteville
4/24	W, 13-4	*Texas Tech	Lubbock, Texas

4/17	L, 0-2	*Houston	Houston, Texas
4/17	W, 1-0	*Houston (10)	Houston, Texas
4/20	W, 9-8	SMS	Fayetteville
4/20	W, 6-2	SMS	Fayetteville
4/23	W, 7-6	*Texas Tech	Fayetteville
4/24	L, 3-4	*Texas Tech	Fayetteville
4/24	L, 8-11	*Texas Tech	Fayetteville
4/28	L, 7-8	Mississippi State	Greenville, Miss.
4/30	W, 4-2	Dallas Baptist	Fayetteville
4/30	W, 6-1	Dallas Baptist	Fayetteville
5/1	L, 1-3	Dallas Baptist	Fayetteville
5/1	W, 7-2	Dallas Baptist	Fayetteville
5/8	W, 10-3	Oral Roberts	Fayetteville
5/8	L, 1-9	Oral Roberts	Fayetteville
5/9	L, 4-9	Oral Roberts	Tulsa, Okla.
5/9	W, 10-4	Oral Roberts	Tulsa, Okla.
5/14	W, 9-6	Houston	College Station, Texas
5/15	L, 0-8	Texas	College Station, Texas
5/16	L, 8-9	Houston	College Station, Texas

* SWC Game

! SWC Tournament

1983 (44-21; 13-8 2nd SWC) Norm DeBriyn

Date	Result	Opponent	Location
2/18	W, 8-7	Texas Wesleyan	Fayetteville
2/19	L, 0-2	Texas Wesleyan	Fayetteville
2/19	W, 11-5	Texas Wesleyan	Fayetteville
2/22	W, 19-3	Northeastern (Okla.) St.	Fayetteville
2/25	W, 11-3	Missouri Southern	Fayetteville
2/25	W, 8-6	Missouri Southern	Fayetteville
2/26	W, 10-1	Southwest Baptist	Fayetteville
2/26	W, 8-2	Southwest Baptist	Fayetteville
3/1	L, 3-7	Southern Illinois	Fayetteville
3/1	W, 6-2	Southern Illinois	Fayetteville
3/5	L, 4-11	Oklahoma	Norman, Okla.
3/5	W, 14-3	Oklahoma	Norman, Okla.
3/6	W, 13-4	Oklahoma City	Oklahoma City, Okla.
3/6	W, 7-2	Oklahoma	Norman, Okla.
3/11	W, 5-3	*Baylor	Fayetteville
3/12	W, 8-5	*Baylor	Fayetteville
3/12	L, 2-3	*Baylor	Fayetteville
3/13	W, 12-1	Kansas State	Fayetteville
3/14	W, 9-4	Missouri Western	Fayetteville
3/14	W, 13-2	Missouri Western	Fayetteville
3/15	W, 7-5	Central Missouri State	Fayetteville
3/15	W, 5-0	Central Missouri State	Fayetteville
3/16	W, 12-3	Central Missouri State	Fayetteville
3/16	W, 8-1	Central Missouri State	Fayetteville
3/17	W, 5-0	Notre Dame	Fayetteville
3/19	L, 1-6	*Rice	Houston, Texas
3/19	L, 2-3	*Rice (12)	Houston, Texas
3/20	W, 7-4	*Rice (10)	Houston, Texas
3/27	L, 4-9	*Texas	Little Rock, Ark.
3/27	L, 1-6	*Texas	Little Rock, Ark.
3/27	L, 9-11	*Texas	Little Rock, Ark.

4/1	W, 10-8	*Texas A&M	College Station, Texas
4/2	W, 3-0	*Texas A&M	College Station, Texas
4/2	W, 10-9	*Texas A&M	College Station, Texas
4/3	W, 8-5	Minnesota	Fayetteville
4/10	W, 1-0	*Houston	Fayetteville
4/10	L, 8-12	*Houston	Fayetteville
4/11	W, 9-1	*Houston	Fayetteville
4/16	W, 7-1	*Texas Tech	Lubbock, Texas
4/16	W, 8-7	*Texas Tech	Lubbock, Texas
4/17	L, 9-10	*Texas Tech	Lubbock, Texas
4/19	W, 6-3	SMS	Springfield, Mo.
4/19	L, 2-3	SMS	Springfield, Mo.
4/23	W, 4-3	*TCU	Fort Worth, Texas
4/23	W, 10-5	*TCU	Fort Worth, Texas
4/24	W, 9-3	*TCU	Fort Worth, Texas
4/26	L, 2-9	Mississippi State	Greenville, Miss.
4/27	W, 5-3	Mississippi State	Helena, Ark.
4/29	L, 9-19	Dallas Baptist	Fort Smith, Ark.
4/30	W, 8-4	Dallas Baptist	Fayetteville
4/30	W, 8-7	Dallas Baptist	Fayetteville
5/6	W, 6-3	Oral Roberts	Fayetteville
5/6	W, 11-3	Oral Roberts	Fayetteville
5/7	L, 3-8	Oral Roberts	Tulsa, Okla.
5/7	W, 4-1	Oral Roberts	Tulsa, Okla.
5/13	W, 4-3	Houston	Austin, Texas
5/14	L, 2-9	Texas	Austin, Texas
5/15	W, 9-7	Houston	Austin, Texas
5/15	W, 5-4	Texas	Austin, Texas
5/16	L, 0-14	Texas	Austin, Texas
5/20	L, 3-5	Coastal Carolina	Fayetteville
5/21	L, 7-13	Coastal Carolina	Fayetteville
5/21	W, 6-4	Coastal Carolina	Fayetteville
5/26+	L, 6-7	Oral Roberts	Stillwater, Okla.
5/27+	L, 3-6	Wichita State	Stillwater, Okla.

* SWC Game

! SWC Tournament

+ NCAA Midwest Regional

1984 (40-16; 12-9 4th SWC) Norm DeBriyn

Date	Result	Opponent	Location
2/17	W, 6-2	Texas Wesleyan	Fayetteville
2/18	W, 9-8	Texas Wesleyan	Fayetteville
2/18	W, 13-5	Texas Wesleyan	Fayetteville
2/25	W, 3-2	Eastern Michigan	Lakeland, Fla.
2/26	L, 10-15	Western Michigan	Lakeland, Fla.
2/27	L, 0-4	Missouri	Lakeland, Fla.
2/29	W, 8-1	Eastern Michigan	Lakeland, Fla.
3/1	W, 13-8	Western Michigan	Lakeland, Fla.
3/1	W, 5-1	Florida Southern	Lakeland, Fla.
3/2	W, 9-4	Western Michigan	Lakeland, Fla.
3/2	W, 4-1	Eastern Michigan	Lakeland, Fla.
3/10	W, 3-2	Indiana State	Fayetteville
3/10	W, 7-3	Indiana State	Fayetteville
3/11	W, 6-3	Indiana State	Fayetteville
3/13	W, 18-5	Illinois	Fayetteville



3/14	W, 6-5	Illinois	Fayetteville	4/20	W, 12-6	*TCU	Fort Worth, Texas
3/16	W, 10-9	*Baylor	Waco, Texas	4/26	L, 6-7	*Baylor	Fayetteville
3/17	L, 7-8	*Baylor	Waco, Texas	4/27	W, 5-4	*Baylor	Fayetteville
3/17	W, 10-3	*Baylor	Waco, Texas	4/27	L, 8-11	*Baylor	Fayetteville
3/19	W, 8-2	Dallas Baptist	Fayetteville	4/30	L, 2-16	Mississippi State	Greenville, Miss.
3/20	L, 3-6	Dallas Baptist	Fayetteville	5/1	W, 13-1	Mississippi State	Little Rock, Ark.
3/20	W, 3-0	Dallas Baptist	Fayetteville	5/3	W, 10-4	Kansas	Fayetteville
3/21	W, 21-0	Southwest Baptist	Fayetteville	5/4	W, 6-5	Kansas	Fayetteville
3/21	W, 33-4	Southwest Baptist	Fayetteville	5/4	W, 6-2	Kansas	Fayetteville
3/22	W, 6-0	Eastern Illinois	Fayetteville	5/6	W, 14-4	Oklahoma Christian	Fayetteville
3/22	W, 16-2	Eastern Illinois	Fayetteville	5/9	W, 6-4	Oral Roberts	Fayetteville
3/23	W, 6-2	School of the Ozarks	Fayetteville	5/10	W, 5-1	Oral Roberts	Fayetteville
3/25	W, 5-3	*Rice	Fayetteville	5/11	W, 9-5	Oral Roberts	Tulsa, Okla.
3/25	W, 6-3	*Rice	Fayetteville	5/15	W, 11-2	Louisiana-Lafayette	Fayetteville
3/26	L, 2-7	*Rice	Fayetteville	5/17	W, 6-4	Baylor	Fayetteville
3/30	L, 2-5	*Texas	Austin, Texas	5/18	W, 9-5	Texas	Fayetteville
3/31	L, 5-7	*Texas	Austin, Texas	5/19	W, 10-6	Texas	Fayetteville
3/31	W, 13-4	*Texas	Austin, Texas	5/23+	W, 20-13	Eastern Kentucky	Tallahassee, Fla.
4/6	L, 8-10	*Texas A&M	Fayetteville	5/24+	W, 13-9	George Mason	Tallahassee, Fla.
4/7	W, 1-0	*Texas A&M	Fayetteville	5/25+	W, 7-6	Florida State	Tallahassee, Fla.
4/7	W, 4-0	*Texas A&M	Fayetteville	5/26+	W, 7-5	Georgia Tech	Tallahassee, Fla.
4/9	W, 12-1	Missouri Southern	Fayetteville	5/31#	W, 1-0	South Carolina	Omaha, Neb.
4/14	L, 5-6	*Houston	Houston, Texas	6/3#	L, 4-5	Mississippi State	Omaha, Neb.
4/14	W, 17-4	*Houston	Houston, Texas	6/6#	W, 10-4	Stanford	Omaha, Neb.
4/15	L, 3-4	*Houston	Houston, Texas	6/8#	L, 7-8	Texas	Omaha, Neb.
4/17	W, 9-5	SMS	Fayetteville	*SWC Game			
4/17	W, 5-1	SMS	Fayetteville	! SWC Tournament			
4/20	L, 6-8	*Texas Tech	Fayetteville	+ NCAA South II Regional			
4/21	L, 8-9	*Texas Tech	Fayetteville	# College World Series			
4/21	W, 9-7	*Texas Tech	Fayetteville				
4/24	L, 8-9	Mississippi St.	Greenville, Miss.				
4/25	W, 10-9	Mississippi St. (10)	Little Rock, Ark.				
4/28	W, 6-5	*TCU	Fayetteville				
4/28	W, 8-5	*TCU	Fayetteville				
4/29	W, 6-5	*TCU (10)	Fayetteville				
5/4	W, 13-1	Oral Roberts	Fayetteville				
5/4	W, 12-4	Oral Roberts	Fayetteville				
5/5	L, 8-9	Oral Roberts	Tulsa, Okla.				
5/5	W, 3-1	Oral Roberts	Tulsa, Okla.				
5/11	L, 1-8	Texas	Austin, Texas				
5/12	L, 1-8	Rice	Austin, Texas				

*SWC Game
! SWC Tournament

1985 (51-15; 13-7 3rd SWC)

Norm DeBriyn

Date	Result	Opponent	Location
2/9	L, 2-5	Miami	Coral Gables, Fla.
2/9	L, 1-2	Miami	Coral Gables, Fla.
2/10	L, 0-4	Miami	Coral Gables, Fla.
2/16	W, 4-0	Oklahoma City	Fayetteville
2/16	W, 20-13	Oklahoma City	Fayetteville
2/17	W, 5-2	Oklahoma City	Fayetteville
2/22	W, 5-1	Kansas State	Fayetteville
2/25	W, 12-1	Missouri Southern	Fayetteville
2/25	W, 8-3	Missouri Southern	Fayetteville
3/1	W, 15-4	Lubbock Christian	Fayetteville
3/2	W, 15-1	Lubbock Christian	Fayetteville
3/2	W, 4-1	Lubbock Christian	Fayetteville
3/3	W, 11-3	Northwest Missouri St.	Fayetteville
3/4	W, 18-8	Northwest Missouri St.	Fayetteville
3/5	W, 15-6	Southwest Oklahoma St.	Fayetteville
3/8	W, 9-7	Indiana State	Fayetteville
3/9	W, 7-2	Indiana State	Fayetteville
3/9	W, 3-1	Indiana State	Fayetteville
3/17	W, 8-4	*Rice	Houston, Texas
3/17	L, 2-13	*Rice	Houston, Texas
3/18	W, 10-0	Missouri Western	Fayetteville
3/18	W, 4-0	Missouri Western	Fayetteville
3/19	W, 4-3	School of the Ozarks	Fayetteville
3/19	W, 6-0	School of the Ozarks	Fayetteville
3/22	W, 5-4	*Texas	Fayetteville
3/23	W, 2-1	*Texas	Fayetteville
3/23	L, 3-13	*Texas	Fayetteville
3/26	L, 1-3	Oklahoma State	Stillwater, Okla.
3/29	L, 2-6	*Texas A&M	College Station, Texas
3/31	W, 6-4	*Texas A&M	College Station, Texas
3/31	W, 15-4	*Texas A&M	College Station, Texas
4/2	L, 6-14	Oklahoma State	Fayetteville
4/5	W, 16-12	*Houston	Fayetteville
4/6	W, 5-4	*Houston	Fayetteville
4/6	L, 9-10	*Houston	Fayetteville
4/12	W, 14-4	*Texas Tech	Lubbock, Texas
4/13	W, 14-11	*Texas Tech	Lubbock, Texas
4/13	W, 22-5	*Texas Tech	Lubbock, Texas
4/16	W, 6-5	SMS	Fayetteville
4/19	W, 19-7	*TCU	Fort Worth, Texas
4/20	L, 3-4	*TCU	Fort Worth, Texas

1986 (43-17; 15-6 3rd SWC)

Norm DeBriyn

Date	Result	Opponent	Location
2/15	W, 10-0	North Texas	Fayetteville
2/15	W, 9-0	North Texas	Fayetteville
2/16	W, 26-1	North Texas	Fayetteville
2/20	L, 7-8	Kansas State	Fayetteville
2/22	L, 7-8	LSU	Baton Rouge, La.
2/23	W, 7-6	LSU	Baton Rouge, La.
2/24	L, 0-3	Tulane	New Orleans, La.
2/25	L, 3-5	Nicholls State	Thibodaux, La.
2/26	L, 3-5	Louisiana-Lafayette	Lafayette, La.
2/27	W, 12-2	Louisiana Tech	Ruston, La.
3/1	W, 6-2	Memphis	Little Rock, Ark.
3/8	W, 6-5	Wichita State (10)	Fayetteville
3/9	L, 1-5	Indiana State	Fayetteville
3/9	W, 2-1	Indiana State	Fayetteville
3/10	W, 12-3	Indiana State	Fayetteville
3/11	W, 12-0	Missouri Western	Fayetteville
3/15	W, 6-0	*Rice	Fayetteville
3/15	W, 10-5	*Rice	Fayetteville
3/15	W, 15-7	*Rice	Fayetteville
3/16	W, 4-0	Iowa State	Fayetteville
3/17	W, 12-5	Western Illinois	Fayetteville
3/18	W, 7-2	Western Illinois	Fayetteville
3/19	W, 14-3	Wisconsin - Osh Kosh	Fayetteville
3/19	W, 4-3	Wisconsin - Osh Kosh	Fayetteville
3/21	L, 0-8	*Texas	Austin, Texas
3/22	W, 3-0	*Texas	Austin, Texas
3/22	L, 3-12	*Texas	Austin, Texas
3/23	W, 18-8	Evansville	Fayetteville
3/24	W, 4-0	Evansville	Fayetteville
3/25	W, 9-8	Evansville	Fayetteville
3/28	L, 0-6	*Texas A&M	Fayetteville
3/29	W, 10-0	*Texas A&M	Fayetteville
3/29	L, 2-5	*Texas A&M	Fayetteville
4/1	L, 9-11	Oklahoma State	Fayetteville
4/4	W, 15-6	*Houston	Houston, Texas
4/5	W, 3-2	*Houston	Houston, Texas
4/5	W, 10-6	*Houston	Houston, Texas
4/8	W, 6-2	SMS	Fayetteville
4/11	W, 20-3	*Texas Tech	Fayetteville
4/12	W, 9-4	*Texas Tech	Fayetteville
4/12	W, 8-3	*Texas Tech	Fayetteville
4/15	L, 7-8	Oklahoma State	Stillwater, Okla.
4/18	W, 13-3	*TCU	Fayetteville
4/20	W, 7-6	*TCU	Fayetteville
4/20	W, 6-5	*TCU (10)	Fayetteville
4/21	W, 15-4	Northeastern (Okla.) St.	Fayetteville
4/25	L, 8-10	*Baylor	Waco, Texas
4/26	L, 4-6	*Baylor	Waco, Texas
4/26	W, 10-7	*Baylor	Waco, Texas
4/30	W, 4-1	Missouri Southern	Fayetteville
5/2	W, 9-3	Murray State	Fayetteville
5/3	W, 3-2	Murray State	Fayetteville
5/8	W, 7-5	Oral Roberts	Fayetteville
5/9	W, 15-6	Oral Roberts	Tulsa, Okla.
5/11	W, 12-3	Wichita State	Wichita, Kan.



Jeff King was the heart of a dangerous Razorback lineup in the mid-1980s. He finished his career as the all-time leader in home runs, RBI, runs scored and total bases. King was the No. 1 overall pick of the Pirates in the 1986 MLB Draft.

5/12	W, 9-8	Oral Roberts (12)	Tulsa, Okla.	3/31	W, 14-2	Missouri-St. Louis	Fayetteville
5/16	L, 0-4	Texas A&M	College Station, Texas	4/3	W, 2-0	*Texas Tech	Lubbock, Texas
5/22+	W, 4-3	Oregon State	Stillwater, Okla.	4/4	W, 8-6	*Texas Tech	Lubbock, Texas
5/23+	L, 0-2	Stanford	Stillwater, Okla.	4/4	W, 9-0	*Texas Tech	Lubbock, Texas
5/24+	L, 0-1	Oregon State	Stillwater, Okla.	4/7	W, 16-2	Evangel	Fayetteville
* SWC Game				4/10	W, 9-7	*TCU	Fort Worth, Texas
! SWC Tournament				4/11	L, 6-7	*TCU	Fort Worth, Texas
+ NCAA Midwest Regional				4/11	W, 13-7	*TCU	Fort Worth, Texas
				4/15	W, 12-11	Oklahoma	Fayetteville
				4/17	W, 5-3	*Baylor	Fayetteville
				4/18	W, 8-0	*Baylor	Fayetteville
				4/18	W, 6-5	*Baylor	Fayetteville
				4/20	W, 12-1	School of the Ozarks	Fayetteville
				4/21	W, 9-8	Oklahoma State	Fayetteville
				4/24	W, 4-3	*Rice	Houston, Texas
				4/25	W, 5-1	*Rice	Houston, Texas
				4/25	W, 4-0	*Rice	Houston, Texas
				4/28	W, 14-10	SE Oklahoma St.	Fayetteville
				4/29	W, 20-5	Missouri Southern	Fayetteville
				5/1	L, 5-9	*Texas	Fayetteville
				5/2	W, 9-3	*Texas	Fayetteville
				5/2	L, 1-4	*Texas	Fayetteville
				5/7	W, 14-4	Oral Roberts	Fayetteville
				5/8	W, 17-5	Oral Roberts	Fayetteville
				5/10	L, 2-10	Oral Roberts	Tulsa, Okla.
				5/10	L, 11-12	Missouri (10)	Columbia, Mo.
				5/15	W, 4-3	Texas A&M	Austin, Texas
				5/17	L, 10-3	Texas	Austin, Texas
				5/17	W, 14-9	Houston	Austin, Texas
				5/18	L, 2-3	Texas	Austin, Texas
				5/22+	W, 10-7	Middle Tennessee	Huntsville, Ala.
				5/22+	W, 7-2	West Virginia	Huntsville, Ala.
				5/23+	W, 6-5	Clemson (10)	Huntsville, Ala.
				5/24+	W, 4-2	Clemson	Huntsville, Ala.
				5/30#	L, 6-13	Texas	Omaha, Neb.
				5/31#	W, 5-4	Georgia	Omaha, Neb.
				6/3#	L, 2-5	LSU	Omaha, Neb.
				*SWC Game			
				! SWC Tournament			
				+ NCAA South I Regional			
				# College World Series			



ALL - TIME RESULTS

1988 (39-23; 12-9 3rd SWC)

Norm DeBriyn

Date	Result	Opponent	Location
2/13	W, 12-5	Missouri Southern	Fayetteville
2/14	W, 17-5	Missouri Southern	Fayetteville
2/18	L, 11-12	Arizona	Tucson, Ariz.
2/19	L, 3-4	Arizona	Tucson, Ariz.
2/20	W, 7-2	Arizona	Tucson, Ariz.
2/27	W, 12-3	Kansas	Fayetteville
2/27	W, 19-4	Kansas	Fayetteville
2/28	W, 5-3	Kansas	Fayetteville
3/4	W, 8-7	Kansas State	Fayetteville
3/5	W, 9-5	Kansas State	Fayetteville
3/6	W, 10-1	North Texas	Fayetteville
3/7	W, 5-4	North Texas	Fayetteville
3/7	W, 9-5	North Texas	Fayetteville
3/9	W, 9-0	Benedictine	Fayetteville
3/12	L, 9-11	Indiana State	Fayetteville
3/12	L, 9-13	Indiana State	Fayetteville
3/13	W, 7-4	Nebraska	Fayetteville
3/13	L, 5-8	Nebraska	Fayetteville
3/16	W, 16-3	Wisconsin-Osh Kosh	Fayetteville
3/18	W, 4-2	Louisiana Tech	Shreveport, La.
3/19	L, 4-5	Oklahoma State	Shreveport, La.
3/20	W, 12-2	Centenary	Shreveport, La.
3/21	W, 6-0	Northern Iowa	Fayetteville
3/22	W, 17-0	Northern Iowa	Fayetteville
3/22	W, 15-2	Northern Iowa	Fayetteville
3/23	W, 13-5	Texas Wesleyan	Fayetteville
3/25	W, 5-0	*Texas A&M	Fayetteville
3/26	L, 1-6	*Texas A&M	Fayetteville
3/26	L, 6-8	*Texas A&M	Fayetteville
3/28	L, 6-9	Dallas Baptist	Fayetteville
4/1	L, 2-8	*Houston	Houston, Texas
4/2	W, 16-7	*Houston	Houston, Texas
4/2	L, 5-6	*Houston (10)	Houston, Texas
4/5	W, 13-8	Evangel	Fayetteville
4/8	W, 7-6	*Texas Tech (10)	Fayetteville
4/9	L, 8-11	*Texas Tech	Fayetteville
4/9	W, 5-4	*Texas Tech	Fayetteville
4/11	W, 6-5	Oklahoma State	Stillwater, Okla.
4/12	L, 3-11	Oklahoma	Norman, Okla.
4/15	W, 3-2	*TCU	Fayetteville
4/16	L, 1-3	*TCU	Fayetteville
4/16	W, 3-2	*TCU	Fayetteville
4/18	W, 16-3	Southwest Baptist	Fayetteville
4/22	W, 4-2	*Baylor	Waco, Texas
4/23	L, 5-7	*Baylor	Waco, Texas
4/23	W, 11-10	*Baylor	Waco, Texas
4/25	W, 10-5	Southeastern (Okla.) St.	Fayetteville
4/26	W, 15-13	Southeastern (Okla.) St.	Fayetteville
4/27	W, 8-6	Missouri	Fayetteville
5/7	W, 5-0	*Texas	Austin, Texas
5/8	L, 1-8	*Texas	Austin, Texas
5/8	L, 2-15	*Texas	Austin, Texas
5/10	L, 5-9	SMS	Springfield, Mo.
5/13	W, 6-1	*Rice	Fayetteville
5/14	W, 10-1	*Rice	Fayetteville
5/14	W, 9-8	*Rice	Fayetteville
5/15	W, 18-7	Oral Roberts	Fayetteville
5/16	L, 3-11	Oral Roberts	Tulsa, Okla.
5/19/1	L, 3-4	Texas A&M	Fayetteville
5/20/1	L, 1-7	Texas	Fayetteville
5/27+	L, 3-8	Loyola Marymount	Stillwater, Okla.
5/28+	L, 7-13	Oklahoma State	Stillwater, Okla.

* SWC Game

! SWC Tournament

+ NCAA Midwest Regional

1989 (51-16; 17-4 T-1st SWC)

Norm DeBriyn

Date	Result	Opponent	Location
2/19	W, 5-1	Wichita State	Fayetteville
2/24	W, 6-2	Missouri Southern	Fayetteville
2/25	W, 3-2	Kansas	Fayetteville
2/25	W, 7-0	Kansas	Fayetteville
2/26	W, 18-4	Kansas	Fayetteville
2/28	W, 8-4	Kentucky	Lakeland, Fla.
3/1	W, 2-1	Penn State	Lakeland, Fla.
3/1	L, 2-6	Kentucky	Lakeland, Fla.
3/2	L, 2-6	Western Michigan	Lakeland, Fla.
3/3	W, 8-2	Eckerd	Lakeland, Fla.
3/4	W, 15-0	Western Michigan	Lakeland, Fla.
3/10	W, 1-0	Iowa State	Fayetteville
3/11	W, 9-4	Iowa State	Fayetteville
3/12	W, 4-1	Nebraska	Fayetteville
3/13	W, 9-1	Stephen F. Austin	Fayetteville
3/14	W, 13-4	Wisconsin-Osh Kosh	Fayetteville

3/15	W, 9-4	Wisconsin-Osh Kosh	Fayetteville
3/17	W, 3-2	Northwestern St.	Shreveport, La.
3/18	L, 2-10	Oklahoma State	Shreveport, La.
3/19	L, 4-8	Louisiana-Lafayette	Shreveport, La.
3/20	W, 14-4	Northern Iowa	Fayetteville
3/21	W, 12-1	Southwest Baptist	Fayetteville
3/22	W, 14-5	School of the Ozarks	Fayetteville
3/22	W, 10-0	School of the Ozarks	Fayetteville
3/24	W, 10-1	*Houston	Fayetteville
3/25	W, 3-0	*Houston	Fayetteville
3/25	W, 8-3	*Houston	Fayetteville
3/27	W, 11-3	St. Olaf	Fayetteville
3/31	W, 12-0	*Texas Tech	Lubbock, Texas
4/1	W, 3-2	*Texas Tech	Lubbock, Texas
4/1	W, 6-5	*Texas Tech	Lubbock, Texas
4/4	W, 10-4	Oklahoma State	Stillwater, Okla.
4/5	W, 6-4	Evangel	Fayetteville
4/7	W, 5-4	*TCU	Fort Worth, Texas
4/8	W, 8-6	*TCU	Fort Worth, Texas
4/8	W, 11-3	*TCU	Fort Worth, Texas
4/9	W, 11-1	Southeastern (Okla.) St.	Fayetteville
4/10	L, 8-10	Dallas Baptist	Fayetteville
4/11	W, 7-4	Missouri	Columbia, Mo.
4/14	W, 8-4	*Baylor	Fayetteville
4/15	W, 9-1	*Baylor	Fayetteville
4/15	W, 10-3	*Baylor	Fayetteville
4/19	W, 9-8	Northeastern (Okla.) St.	Fayetteville
4/21	W, 10-2	*Rice	Houston, Texas
4/22	L, 1-3	*Rice	Houston, Texas
4/22	W, 8-4	*Rice	Houston, Texas
4/26	L, 2-3	Oklahoma	Fayetteville
4/28	L, 4-5	*Texas	Fayetteville
4/29	W, 8-4	*Texas	Fayetteville
4/29	W, 14-7	*Texas	Fayetteville
4/30	W, 9-4	Kansas State	Fayetteville
5/1	L, 2-7	Kansas State	Fayetteville
5/5	W, 11-9	*Texas A&M (16)	College Station, Texas
5/6	L, 2-3	*Texas A&M	College Station, Texas
5/7	L, 0-9	*Texas A&M	College Station, Texas
5/10	W, 10-6	Oklahoma State	Fayetteville
5/18/1	L, 3-8	Texas	College Station, Texas
5/19/1	W, 5-4	Houston	College Station, Texas
5/20/1	L, 1-9	Texas	College Station, Texas
5/25+	L, 5-7	Le Moyne	Waterbury, Conn.
5/26+	W, 8-2	George Washington	Waterbury, Conn.
5/28+	W, 9-2	Illinois	Waterbury, Conn.
5/29+	W, 6-5	Arizona State	Waterbury, Conn.
5/29+	W, 6-5	Le Moyne	Waterbury, Conn.
6/2#	L, 1-3	Wichita State	Omaha, Neb.
6/4#	W, 7-3	North Carolina	Omaha, Neb.
6/6#	L, 8-4	Wichita State	Omaha, Neb.

* SWC Game

! SWC Tournament

+ NCAA Midwest Regional

College World Series

1990 (47-15; 16-5 1st SWC)

Norm DeBriyn

Date	Result	Opponent	Location
2/16	W, 12-6	Missouri Southern	Fayetteville
2/17	W, 2-1	Kansas State	Fayetteville
2/17	W, 5-1	Kansas State	Fayetteville
2/18	L, 4-5	Kansas State	Fayetteville
2/24	L, 4-10	Kansas	Fayetteville
2/25	W, 3-2	Kansas	Fayetteville
3/2	W, 12-11	SMS	Fayetteville
3/3	W, 14-4	St. Louis	Fayetteville
3/3	W, 10-7	St. Louis	Fayetteville
3/4	W, 9-1	Northwood Institute	Fayetteville
3/8	W, 17-9	Northwest Missouri St.	Fayetteville
3/9	W, 8-1	Wisconsin	Fayetteville
3/9	L, 4-6	Wisconsin	Fayetteville
3/10	W, 9-0	Wisconsin	Fayetteville
3/10	W, 16-2	Wisconsin	Fayetteville
3/12	W, 5-1	George Washington	Fresno, Calif.
3/13	L, 5-6	Brigham Young	Fresno, Calif.
3/14	W, 7-4	Gonzaga	Fresno, Calif.
3/15	W, 14-0	Maine	Fresno, Calif.
3/16	W, 9-2	Eastern Michigan	Fresno, Calif.
3/17	W, 6-4	Fresno State	Fresno, Calif.
3/19	W, 7-5	Wisconsin-Osh Kosh	Fayetteville
3/20	W, 13-2	Wisconsin-Osh Kosh	Fayetteville
3/21	W, 6-3	Louisiana Tech	Fayetteville
3/21	W, 4-1	Louisiana Tech	Fayetteville
3/23	W, 6-1	*Houston	Houston, Texas
3/24	W, 6-4	*Houston	Houston, Texas
3/24	L, 0-6	*Houston	Houston, Texas
3/27	W, 8-3	Evangel	Fayetteville

3/30	W, 6-5	*Texas Tech	Fayetteville
3/31	W, 7-6	*Texas Tech	Fayetteville
3/31	W, 12-4	*Texas Tech	Fayetteville
4/1	W, 4-2	Indiana State	Fayetteville
4/4	L, 1-5	School of the Ozarks	Fayetteville
4/6	W, 10-3	*TCU	Fayetteville
4/7	W, 4-3	*TCU	Fayetteville
4/7	W, 7-3	*TCU	Fayetteville
4/8	W, 9-5	Centenary	Fayetteville
4/13	W, 13-3	*Baylor	Waco, Texas
4/14	L, 1-2	*Baylor	Waco, Texas
4/14	W, 3-2	*Baylor	Waco, Texas
4/16	W, 10-6	Dallas Baptist	Fayetteville
4/17	W, 12-5	Northeastern (Okla.) St.	Fayetteville
4/18	W, 7-2	SMS	Fayetteville
4/20	W, 9-1	*Rice	Fayetteville
4/21	L, 1-2	*Rice (11)	Fayetteville
4/21	W, 6-5	*Rice	Fayetteville
4/23	W, 10-3	Oral Roberts	Fayetteville
4/24	W, 7-5	Oklahoma State	Stillwater, Okla.
4/27	W, 13-11	*Texas	Austin, Texas
4/28	L, 3-4	*Texas	Austin, Texas
4/28	W, 6-5	*Texas	Austin, Texas
5/5	L, 3-4	*Texas A&M	Fayetteville
5/5	W, 6-2	*Texas A&M	Fayetteville
5/6	W, 13-4	*Texas A&M	Fayetteville
5/12	W, 6-4	Wichita State	Wichita, Kan.
5/13	L, 0-3	Wichita State	Wichita, Kan.
5/17/1	W, 7-5	Rice	Austin, Texas
5/18/1	L, 4-11	Texas	Austin, Texas
5/19/1	L, 1-7	Houston	Austin, Texas
5/25+	L, 5-8	Fordham	Wichita, Kan.
5/26+	L, 6-7	Wichita State	Wichita, Kan.

* SWC Game

! SWC Tournament Game


+ Midwest Regional

1991 (40-22; 10-11 T-4th SWC)

Norm DeBriyn

Date	Result	Opponent	Location
2/12	W, 6-2	Northeastern (Okla.) St.	Fayetteville
2/15	W, 7-5	Missouri Southern	Fayetteville
2/16	L, 0-6	Kansas State	Fayetteville
2/16	W, 3-2	Kansas State	Fayetteville
2/17	W, 3-2	Kansas State (10)	Fayetteville
2/19	W, 15-5	School of the Ozarks	Fayetteville
2/21	W, 2-1	Oral Roberts	Fayetteville
2/22	W, 8-1	Kansas	Fayetteville
2/23	W, 6-5	Kansas	Fayetteville

2/24	W, 17-3	Kansas	Fayetteville
2/27	W, 12-2	Hawaii Pacific	Honolulu, Hawaii
2/28	W, 5-4	Hawaii Pacific	Honolulu, Hawaii
3/1	L, 3-9	Hawaii	Honolulu, Hawaii
3/2	W, 17-9	Hawaii	Honolulu, Hawaii
3/2	L, 1-2	Hawaii	Honolulu, Hawaii
3/6	W, 4-3	Nebraska	Fayetteville
3/6	L, 3-5	Nebraska	Fayetteville
3/8	L, 3-4	*Rice	Houston, Texas
3/9	W, 8-4	*Rice	Houston, Texas
3/9	L, 8-9	*Rice	Houston, Texas
3/11	W, 6-5	Eastern Michigan	Fayetteville
3/12	W, 12-4	Eastern Michigan	Fayetteville
3/13	W, 7-5	Northwest Missouri St.	Fayetteville
3/14	W, 8-3	New Mexico	Shreveport, La.
3/15	L, 2-3	New Orleans	Shreveport, La.
3/16	L, 2-11	Louisiana Lafayette	Shreveport, La.
3/17	W, 7-3	Centenary	Shreveport, La.
3/18	W, 3-0	Wisconsin-Osh Kosh	Fayetteville
3/19	L, 5-9	Oklahoma State	Stillwater, Okla.
3/20	W, 11-2	Oklahoma	Norman, Okla.
3/22	L, 3-9	*Texas A&M	College Station, Texas
3/23	L, 0-2	*Texas A&M	College Station, Texas
3/23	W, 7-4	*Texas A&M	College Station, Texas
3/27	W, 14-2	Lamar	Fayetteville
3/28	W, 6-5	Lamar	Fayetteville
3/29	L, 3-4	*Houston	Fayetteville
3/30	W, 6-2	*Houston	Fayetteville
3/30	L, 5-6	*Houston	Fayetteville
4/2	W, 10-0	Evangel	Fayetteville
4/5	L, 1-4	*Texas Tech	Lubbock, Texas
4/6	W, 18-10	*Texas Tech	Lubbock, Texas
4/6	W, 6-2	*Texas Tech	Lubbock, Texas
4/8	W, 6-2	Central Oklahoma	Fayetteville
4/9	W, 9-4	Oklahoma State	Fayetteville
4/12	L, 1-4	*TCU	Fort Worth, Texas
4/13	W, 12-2	*TCU	Fort Worth, Texas
4/14	W, 12-6	*TCU	Fort Worth, Texas
4/16	L, 3-11	Missouri	Columbia, Mo.
4/19	W, 13-5	*Baylor	Fayetteville
4/20	W, 7-6	*Baylor	Fayetteville
4/20	L, 6-7	*Baylor	Fayetteville
4/22	L, 4-7	Dallas Baptist	Fayetteville
4/24	W, 1-0	SMS	Fayetteville
4/26	L, 3-7	Indiana State	Terre Haute, Ind.
4/27	W, 6-5	Indiana State	Terre Haute, Ind.
4/27	W, 8-3	Indiana State	Terre Haute, Ind.
4/30	L, 4-6	SMS	Springfield, Mo.
5/3	L, 2-4	*Texas	Fayetteville



Phillip Stidham was a dominating player for the Razorbacks in the late '80s and early '90s. He was a freshman All-American in 1989 and three-time All-Southwest Conference selection for Arkansas.



5/4	L, 2-3	*Texas	Fayetteville
5/4	W, 4-2	*Texas	Fayetteville
5/11	W, 10-1	Wichita State	Fayetteville
5/12	W, 6-5	Wichita State	Fayetteville
*SWC Game			

1992 (31-26; 10-13 3rd SEC West)

Norm DeBriyn

Date	Result	Opponent	Location
2/14	W, 12-1	Missouri Southern	Fayetteville
2/15	L, 13-18	Kansas State	Fayetteville
2/15	W, 13-0	Kansas State	Fayetteville
2/16	W, 19-9	Kansas State	Fayetteville
2/21	W, 13-5	Kansas	Fayetteville
2/22	L, 4-7	Kansas	Fayetteville
2/23	L, 1-4	Kansas	Fayetteville
2/28	W, 9-1	Central Missouri State	Fayetteville
2/29	W, 6-5	Northwestern St. (11)	Fayetteville
3/1	W, 7-2	Northwestern St.	Fayetteville
3/4	W, 15-8	SMS	Fayetteville
3/6	W, 14-3	Illinois State	Fayetteville
3/7	W, 6-5	Illinois State (10)	Fayetteville
3/8	W, 15-4	Illinois State	Fayetteville
3/12	L, 1-6	Gonzaga	Seattle, Wash.
3/13	L, 4-8	Washington State	Seattle, Wash.
3/14	W, 1-0	Tennessee	Seattle, Wash.
3/15	W, 8-1	Pacific Lutheran	Seattle, Wash.
3/16	L, 7-11	Kansas State	Manhattan, Kan.
3/17	L, 5-6	Kansas	Lawrence, Kan.
3/18	L, 2-3	Wisconsin-Osh Kosh	Fayetteville
3/21	W, 1-0	*Georgia	Athens, Ga.
3/21	W, 5-3	*Georgia	Athens, Ga.
3/25	L, 3-5	Oral Roberts	Fayetteville
3/26	W, 13-3	School of the Ozarks	Fayetteville
3/28	W, 8-3	*South Carolina	Fayetteville
3/28	W, 7-2	*South Carolina	Fayetteville
3/29	L, 11-20	*South Carolina	Fayetteville
3/30	W, 10-0	Evangel	Fayetteville
3/31	L, 4-7	Oklahoma State	Fayetteville
4/4	L, 6-14	*Kentucky	Lexington, Ky.
4/4	W, 10-9	*Kentucky	Lexington, Ky.
4/5	L, 7-10	*Kentucky	Lexington, Ky.
4/7	W, 5-4	Wichita State	Wichita, Kan.
4/8	L, 4-22	Wichita State	Wichita, Kan.
4/11	W, 9-7	*Auburn	Fayetteville
4/11	W, 4-1	*Auburn	Fayetteville
4/12	L, 4-14	*Auburn	Fayetteville
4/14	W, 6-5	Northeastern (Okla.) St.	Fayetteville
4/18	L, 2-12	*LSU	Baton Rouge, La.
4/18	L, 4-12	*LSU	Baton Rouge, La.
4/19	L, 4-8	*LSU	Baton Rouge, La.
4/21	W, 9-8	Centenary (10)	Fayetteville
4/23	W, 13-3	Dallas Baptist	Fayetteville
4/25	L, 0-2	*Mississippi State	Starkville, Miss.
4/25	L, 2-3	*Mississippi State	Starkville, Miss.
4/26	L, 6-7	*Mississippi State	Starkville, Miss.
4/30	W, 12-10	SMS	Springfield, Mo.
5/2	L, 2-11	*Alabama	Fayetteville
5/2	L, 3-4	*Alabama	Fayetteville
5/3	W, 7-3	*Alabama	Fayetteville
5/9	L, 4-8	*Ole Miss	Fayetteville
5/9	W, 15-3	*Ole Miss	Fayetteville
5/10	W, 10-0	*Ole Miss	Fayetteville
5/13	W, 8-6	South Carolina	New Orleans, La.
5/14	L, 1-8	LSU	New Orleans, La.
5/15	L, 5-9	South Carolina	New Orleans, La.
* SEC Game			
! SEC Tournament			

1993 (33-26; 11-16 4th SEC West)

Norm DeBriyn

Date	Result	Opponent	Location
2/13	W, 17-1	Missouri Southern	Fayetteville
2/14	W, 10-5	Missouri Southern	Fayetteville
2/21	W, 10-1	Kansas State	Fayetteville
2/22	W, 21-5	Southwest Baptist	Fayetteville
2/27	L, 1-3	Kansas	Fayetteville
2/27	W, 6-4	Kansas	Fayetteville
2/28	W, 9-2	Kansas	Fayetteville
3/5	W, 11-4	Minnesota	Minneapolis, Minn.
3/6	L, 2-3	Georgia Tech	Minneapolis, Minn.
3/7	L, 5-6	Cal State-Fullerton	Minneapolis, Minn.
3/13	W, 8-3	Eastern Illinois	Fayetteville
3/14	W, 8-7	Eastern Illinois	Fayetteville
3/14	W, 7-1	Eastern Illinois	Fayetteville
3/15	L, 3-6	Memphis	Memphis, Tenn.
3/17	L, 7-8	Memphis	Memphis, Tenn.
3/20	W, 12-2	Northern Illinois	Fayetteville

3/21	W, 11-3	Northern Illinois	Fayetteville
3/21	W, 11-5	Northern Illinois	Fayetteville
3/23	W, 8-0	Oklahoma	Fayetteville
3/24	W, 8-4	SMS	Fayetteville
3/25	W, 5-2	Northeastern (Okla.) St.	Fayetteville
3/27	W, 7-2	*Georgia	Fayetteville
3/27	W, 11-1	*Georgia	Fayetteville
3/28	W, 5-4	*Georgia (10)	Fayetteville
3/30	W, 4-3	Wichita State	Fayetteville
3/31	W, 13-5	Oral Roberts	Fayetteville
4/3	L, 11-18	*South Carolina	Columbia, S.C.
4/3	L, 1-8	*South Carolina	Columbia, S.C.
4/4	L, 3-5	*South Carolina	Columbia, S.C.
4/5	L, 1-9	Wichita State	Wichita, Kan.
4/9	W, 1-0	*Kentucky	Fayetteville
4/10	L, 3-9	*Kentucky	Fayetteville
4/10	W, 8-4	*Kentucky	Fayetteville
4/17	W, 8-7	*Auburn	Auburn, Ala.
4/17	L, 1-6	*Auburn	Auburn, Ala.
4/18	L, 3-8	*Auburn	Auburn, Ala.
4/19	W, 4-1	Oklahoma State	Fayetteville
4/20	W, 16-1	Oral Roberts	Tulsa, Okla.
4/21	L, 7-9	Northeastern (Okla.) St.	Fayetteville
4/24	L, 0-3	*LSU	Fayetteville
4/24	L, 2-4	*LSU	Fayetteville
4/25	L, 2-8	*LSU	Fayetteville
4/26	L, 1-4	Oklahoma State	Stillwater, Okla.
4/28	L, 10-11	SMS	Springfield, Mo.
5/1	L, 3-5	*Mississippi State	Fayetteville
5/1	L, 4-6	*Mississippi State	Fayetteville
5/2	W, 8-3	*Mississippi State	Fayetteville
5/8	L, 2-4	*Alabama	Tuscaloosa, Ala.
5/8	W, 8-1	*Alabama	Tuscaloosa, Ala.
5/9	L, 1-10	*Alabama	Tuscaloosa, Ala.
5/12	W, 5-1	Lamar	Fayetteville
5/13	W, 12-10	Lamar	Fayetteville
5/13	L, 7-14	Lamar	Fayetteville
5/15	W, 8-7	*Ole Miss	Oxford, Miss.
5/15	W, 5-1	*Ole Miss	Oxford, Miss.
5/16	L, 1-3	*Ole Miss	Oxford, Miss.
5/20	W, 5-2	Mississippi State	Baton Rouge, La.
5/21	L, 1-3	Auburn	Baton Rouge, La.
5/22	L, 7-13	LSU	Baton Rouge, La.
* SEC Game			
! SEC Tournament			

1994 (30-27; 13-13 4th SEC West)

Norm DeBriyn

Date	Result	Opponent	Location
2/11	L, 3-7	TCU	Fort Worth, Texas
2/12	L, 4-21	TCU	Fort Worth, Texas
2/13	L, 4-6	TCU (13)	Fort Worth, Texas
2/18	L, 3-5	Kansas	Fayetteville
2/19	L, 2-4	Kansas	Fayetteville
2/20	W, 5-3	Kansas	Fayetteville
2/22	W, 15-6	Southwest Baptist	Fayetteville
2/25	W, 22-4	Kansas State	Fayetteville
2/26	L, 10-11	Kansas State	Fayetteville
2/27	W, 4-1	Kansas State	Fayetteville
3/2	W, 10-3	Missouri Southern	Fayetteville
3/4	W, 13-6	Southeastern (Okla.) St.	Fayetteville
3/5	W, 11-5	Centenary	Fayetteville
3/6	W, 13-1	Centenary	Fayetteville
3/11	W, 4-2	Southern Miss	Fayetteville
3/12	W, 16-9	Southern Miss	Fayetteville
3/13	L, 8-9	Southern Miss (10)	Fayetteville
3/15	W, 10-5	Oklahoma State	Fayetteville
3/16	W, 7-1	Memphis	Fayetteville
3/17	W, 6-3	Memphis	Fayetteville
3/19	L, 3-9	UNLV	Las Vegas, Nev.
3/20	L, 4-7	UNLV (11)	Las Vegas, Nev.
3/21	L, 7-8	UNLV	Las Vegas, Nev.
3/23	W, 13-9	Oklahoma State	Stillwater, Okla.
3/25	L, 4-8	*Tennessee	Fayetteville
3/26	L, 11-12	*Tennessee (10)	Fayetteville
3/27	W, 17-11	*Tennessee	Fayetteville
3/30	L, 7-8	Oral Roberts	Tulsa, Okla.
3/31	W, 7-4	Oral Roberts	Fayetteville
4/1	W, 6-0	*Vanderbilt	Nashville, Tenn.
4/2	W, 12-7	*Vanderbilt	Nashville, Tenn.
4/3	W, 7-5	*Vanderbilt	Nashville, Tenn.
4/6	L, 2-11	Oklahoma	Norman, Okla.
4/8	L, 2-5	*Florida	Gainesville, Fla.
4/9	L, 7-8	*Florida	Gainesville, Fla.
4/10	L, 2-3	*Florida (11)	Gainesville, Fla.
4/12	L, 1-3	Oral Roberts	Tulsa, Okla.
4/15	W, 7-6	*Auburn	Fayetteville
4/16	L, 3-6	*Auburn	Fayetteville



Matt Carnes pitched for the Hogs from 1995-97. He set the school record with 301 strikeouts before Nick Schmidt broke his record in 2007.

4/17	W, 10-0	*Auburn	Fayetteville
4/19	W, 16-7	SMS	Springfield, Mo.
4/20	L, 2-12	Oral Roberts	Fayetteville
4/23	L, 3-11	*LSU	Baton Rouge, La.
4/23	L, 4-16	*LSU	Baton Rouge, La.
4/24	W, 6-5	*LSU	Baton Rouge, La.
4/27	W, 4-0	Northeastern (Okla.) St.	Fayetteville
4/29	L, 9-10	*Mississippi State	Starkville, Miss.
4/30	W, 12-11	*Mississippi State	Starkville, Miss.
5/1	W, 14-4	*Mississippi State	Starkville, Miss.
5/6	W, 6-5	*Alabama	Fayetteville
5/7	W, 14-6	*Alabama	Fayetteville
5/8	W, 7-3	*Alabama	Fayetteville
5/13	L, 6-12	*Ole Miss	Fayetteville
5/14	L, 2-7	*Ole Miss	Fayetteville
5/15	W, 8-5	*Ole Miss	Fayetteville
5/19	L, 1-3	Auburn	Oxford, Miss.
5/20	L, 4-6	LSU	Oxford, Miss.
* SEC Game			
! SEC Western Division Tournament			

1995 (38-23; 13-15 5th SEC West)

Norm DeBriyn

Date	Result	Opponent	Location
2/10	W, 5-4	Missouri Southern	Fayetteville
2/17	W, 12-10	Kansas	Fayetteville
2/18	W, 8-2	Kansas	Fayetteville
2/19	W, 8-6	Kansas	Fayetteville
2/21	W, 10-1	Southwest Baptist	Fayetteville
2/24	W, 8-5	Evansville	Fayetteville
2/25	W, 6-5	Evansville	Fayetteville
2/26	L, 2-3	Evansville	Fayetteville
3/4	W, 9-7	TCU	Fayetteville
3/5	W, 8-4	TCU	Fayetteville
3/5	W, 3-2	TCU	Fayetteville
3/8	W, 9-8	Central Missouri St.	Fayetteville
3/10	W, 10-1	Southern Miss	Hattiesburg, Miss.
3/11	L, 3-4	Southern Miss (12)	Hattiesburg, Miss.
3/12	W, 8-2	Southern Miss	Hattiesburg, Miss.
3/15	W, 7-4	Wisconsin-Osh Kosh	Fayetteville
3/17	W, 5-4	Oregon State	San Jose, Calif.
3/17	W, 10-3	Santa Clara	San Jose, Calif.
3/18	W, 12-8	San Jose State	San Jose, Calif.
3/19	W, 7-4	San Jose State	San Jose, Calif.
3/20	L, 6-18	Oklahoma State	Stillwater, Okla.
3/21	W, 7-0	Oral Roberts	Tulsa, Okla.
3/22	L, 9-22	Oklahoma State	Fayetteville

1996 (39-20; 15-15 4th SEC West)

Norm DeBriyn

Date	Result	Opponent	Location
2/7	W, 15-2	Missouri Southern	Fayetteville
2/10	W, 9-6	Texas San Antonio	San Antonio, Texas



ALL - TIME RESULTS

2/10	W, 10-7	Texas-San Antonio	San Antonio, Texas	3/25	W, 5-4	Northwestern St.	Fayetteville
2/11	W, 18-1	Texas-San Antonio	San Antonio, Texas	3/26	W, 13-8	Northwestern St.	Fayetteville
2/13	W, 11-9	Oklahoma City	Fayetteville	3/28	W, 11-8	*South Carolina	Columbia, S.C.
2/16	W, 13-6	Northwestern St.	Natchitoches, La.	3/29	L, 9-14	*South Carolina	Columbia, S.C.
2/17	W, 14-5	Northwestern St.	Natchitoches, La.	3/30	W, 30-7	*South Carolina	Columbia, S.C.
2/18	W, 10-5	Northwestern St.	Natchitoches, La.	4/1	W, 4-3	Missouri	Fayetteville
2/20	W, 19-7	Oral Roberts	Fayetteville	4/2	W, 12-8	Missouri Southern	Fayetteville
2/21	W, 6-0	SMS	Springfield, Mo.	4/5	W, 11-2	*Georgia	Fayetteville
2/23	W, 7-6	Kansas State (10)	Fayetteville	4/5	W, 15-6	*Georgia	Fayetteville
2/24	W, 9-5	Kansas State	Fayetteville	4/6	W, 17-8	*Georgia	Fayetteville
2/25	W, 11-3	Kansas State	Fayetteville	4/9	W, 8-0	Louisiana Tech	Fayetteville
2/27	W, 9-8	Oklahoma	Fayetteville	4/9	W, 3-2	Louisiana Tech	Fayetteville
3/1	W, 14-0	Iowa State	Fayetteville	4/11	W, 14-13	*Ole Miss (10)	Fayetteville
3/2	W, 21-5	Iowa State	Fayetteville	4/12	W, 12-7	*Ole Miss	Fayetteville
3/3	W, 12-2	Iowa State	Fayetteville	4/13	W, 8-6	*Ole Miss	Fayetteville
3/5	W, 10-5	Pittsburg State	Fayetteville	4/15	W, 8-6	Missouri	Columbia, Mo.
3/9	L, 3-9	*Tennessee	Fayetteville	4/18	L, 4-11	*Auburn	Auburn, Ala.
3/9	L, 3-4	*Tennessee	Fayetteville	4/19	W, 9-5	*Auburn	Auburn, Ala.
3/10	W, 15-3	*Tennessee	Fayetteville	4/20	L, 3-12	*Auburn	Auburn, Ala.
3/13	W, 5-0	Wichita State	Fayetteville	4/22	W, 11-6	Oral Roberts	Tulsa, Okla.
3/15	L, 2-5	*Vanderbilt	Fayetteville	4/23	W, 15-5	Oral Roberts	Fayetteville
3/16	W, 6-3	*Vanderbilt	Fayetteville	4/25	L, 10-11	*Alabama	Tuscaloosa, Ala.
3/17	W, 16-11	*Vanderbilt	Fayetteville	4/26	L, 2-13	*Alabama	Tuscaloosa, Ala.
3/18	L, 3-8	Kansas	Lawrence, Kan.	4/29	L, 7-9	Wichita State (10)	Wichita, Kan.
3/23	W, 16-9	*Kentucky	Lexington, Ky.	5/2	L, 8-13	*LSU	Fayetteville
3/23	L, 5-6	*Kentucky	Lexington, Ky.	5/3	L, 5-11	*LSU	Fayetteville
3/24	W, 7-5	*Kentucky	Lexington, Ky.	5/4	W, 16-1	*LSU	Fayetteville
3/26	W, 8-3	Southeast Missouri St.	Fayetteville	5/9	W, 8-5	Mississippi State	Fayetteville
3/29	W, 8-1	*South Carolina	Fayetteville	5/10	L, 5-13	Mississippi State	Fayetteville
3/30	W, 2-1	*South Carolina	Fayetteville	5/11	L, 10-17	Mississippi State	Fayetteville
3/31	L, 2-13	*South Carolina	Fayetteville	5/14	L, 3-7	Auburn	Columbus, Ga.
4/2	W, 3-2	Oral Roberts	Tulsa, Okla.	SEC Game			
4/5	L, 3-7	*Georgia	Athens, Ga.	! SEC Tournament			
4/6	W, 4-3	*Georgia	Athens, Ga.				
4/7	L, 7-6	*Georgia	Athens, Ga.				
4/10	L, 7-8	Oral Roberts (10)	Tulsa, Okla.				
4/13	W, 9-2	*Auburn	Fayetteville				
4/13	W, 9-6	*Auburn	Fayetteville				
4/14	L, 2-4	*Auburn	Fayetteville				
4/16	W, 4-2	Missouri Southern	Fayetteville				
4/19	W, 3-2	*LSU	Baton Rouge, La.				
4/20	L, 4-11	*LSU	Baton Rouge, La.				
4/21	L, 4-9	*LSU	Baton Rouge, La.				
4/24	W, 18-5	Oral Roberts	Fayetteville				
4/26	L, 6-8	*Mississippi State	Starkville, Miss.				
4/27	W, 6-2	*Mississippi State	Starkville, Miss.				
4/28	L, 6-10	*Mississippi State	Starkville, Miss.				
5/1	W, 7-3	Northeastern (Okla.) St.	Fayetteville				
5/3	W, 9-3	*Alabama	Fayetteville				
5/4	L, 3-7	*Alabama	Fayetteville				
5/5	L, 2-3	*Alabama	Fayetteville				
5/10	W, 18-4	*Ole Miss	Oxford, Miss.				
5/11	L, 2-3	*Ole Miss	Oxford, Miss.				
5/12	W, 8-3	*Ole Miss	Oxford, Miss.				
5/15	L, 5-7	Kentucky	Birmingham, Ala.				
5/23+	L, 5-6	Oklahoma State	Lubbock, Texas				
5/24+	L, 5-15	Southern California	Lubbock, Texas				

* SEC Game
! SEC Tournament
+ NCAA Central II Regional

1997 (36-20; 15-14 5th SEC West) Norm DeBriyn

Date	Result	Opponent	Location
2/9	W, 10-6	Louisiana - Monroe	Fayetteville
2/11	W, 24-1	Missouri Southern	Fayetteville
2/14	W, 26-6	Iowa	Arlington, Texas
2/15	L, 6-7	Kansas State	Arlington, Texas
2/16	W, 11-1	Texas - Arlington	Arlington, Texas
2/19	W, 14-6	Oklahoma City	Fayetteville
2/22	W, 8-4	Texas - San Antonio	Fayetteville
2/22	W, 13-5	Texas - San Antonio	Fayetteville
2/23	L, 2-7	Texas - San Antonio	Fayetteville
2/28	W, 6-4	Navy	Millington, Texas
2/28	L, 5-8	Notre Dame	Millington, Texas
3/4	W, 22-6	Central Missouri St.	Fayetteville
3/7	L, 3-5	*Tennessee	Knoxville, Tenn.
3/8	L, 10-13	*Tennessee	Knoxville, Tenn.
3/9	L, 12-13	*Tennessee	Knoxville, Tenn.
3/10	W, 21-11	Iowa State	Fayetteville
3/14	W, 13-4	*Vanderbilt	Nashville, Tenn.
3/15	L, 10-13	*Vanderbilt (12)	Nashville, Tenn.
3/16	W, 18-5	*Vanderbilt	Nashville, Tenn.
3/18	W, 8-5	Kansas	Fayetteville
3/19	L, 2-8	Kansas	Fayetteville
3/21	L, 5-11	*Kentucky	Fayetteville
3/22	W, 9-8	*Kentucky (10)	Fayetteville
3/23	W, 11-4	*Kentucky	Fayetteville

2/10	W, 10-7	Texas-San Antonio	San Antonio, Texas	3/25	W, 5-4	Northwestern St.	Fayetteville
2/11	W, 18-1	Texas-San Antonio	San Antonio, Texas	3/26	W, 13-8	Northwestern St.	Fayetteville
2/13	W, 11-9	Oklahoma City	Fayetteville	3/28	W, 11-8	*South Carolina	Columbia, S.C.
2/16	W, 13-6	Northwestern St.	Natchitoches, La.	3/29	L, 9-14	*South Carolina	Columbia, S.C.
2/17	W, 14-5	Northwestern St.	Natchitoches, La.	3/30	W, 30-7	*South Carolina	Columbia, S.C.
2/18	W, 10-5	Northwestern St.	Natchitoches, La.	4/1	W, 4-3	Missouri	Fayetteville
2/20	W, 19-7	Oral Roberts	Fayetteville	4/2	W, 12-8	Missouri Southern	Fayetteville
2/21	W, 6-0	SMS	Springfield, Mo.	4/5	W, 11-2	*Georgia	Fayetteville
2/23	W, 7-6	Kansas State (10)	Fayetteville	4/5	W, 15-6	*Georgia	Fayetteville
2/24	W, 9-5	Kansas State	Fayetteville	4/6	W, 17-8	*Georgia	Fayetteville
2/25	W, 11-3	Kansas State	Fayetteville	4/9	W, 8-0	Louisiana Tech	Fayetteville
2/27	W, 9-8	Oklahoma	Fayetteville	4/9	W, 3-2	Louisiana Tech	Fayetteville
3/1	W, 14-0	Iowa State	Fayetteville	4/11	W, 14-13	*Ole Miss (10)	Fayetteville
3/2	W, 21-5	Iowa State	Fayetteville	4/12	W, 12-7	*Ole Miss	Fayetteville
3/3	W, 12-2	Iowa State	Fayetteville	4/13	W, 8-6	*Ole Miss	Fayetteville
3/5	W, 10-5	Pittsburg State	Fayetteville	4/15	W, 8-6	Missouri	Columbia, Mo.
3/9	L, 3-9	*Tennessee	Fayetteville	4/18	L, 4-11	*Auburn	Auburn, Ala.
3/9	L, 3-4	*Tennessee	Fayetteville	4/19	W, 9-5	*Auburn	Auburn, Ala.
3/10	W, 15-3	*Tennessee	Fayetteville	4/20	L, 3-12	*Auburn	Auburn, Ala.
3/13	W, 5-0	Wichita State	Fayetteville	4/22	W, 11-6	Oral Roberts	Tulsa, Okla.
3/15	L, 2-5	*Vanderbilt	Fayetteville	4/23	W, 15-5	Oral Roberts	Fayetteville
3/16	W, 6-3	*Vanderbilt	Fayetteville	4/25	L, 10-11	*Alabama	Tuscaloosa, Ala.
3/17	W, 16-11	*Vanderbilt	Fayetteville	4/26	L, 2-13	*Alabama	Tuscaloosa, Ala.
3/18	L, 3-8	Kansas	Lawrence, Kan.	4/29	L, 7-9	Wichita State (10)	Wichita, Kan.
3/23	W, 16-9	*Kentucky	Lexington, Ky.	5/2	L, 8-13	*LSU	Fayetteville
3/23	L, 5-6	*Kentucky	Lexington, Ky.	5/3	L, 5-11	*LSU	Fayetteville
3/24	W, 7-5	*Kentucky	Lexington, Ky.	5/4	W, 16-1	*LSU	Fayetteville
3/26	W, 8-3	Southeast Missouri St.	Fayetteville	5/9	W, 8-5	Mississippi State	Fayetteville
3/29	W, 8-1	*South Carolina	Fayetteville	5/10	L, 5-13	Mississippi State	Fayetteville
3/30	W, 2-1	*South Carolina	Fayetteville	5/11	L, 10-17	Mississippi State	Fayetteville
3/31	L, 2-13	*South Carolina	Fayetteville	5/14	L, 3-7	Auburn	Columbus, Ga.
4/2	W, 3-2	Oral Roberts	Tulsa, Okla.	SEC Game			
4/5	L, 3-7	*Georgia	Athens, Ga.	! SEC Tournament			
4/6	W, 4-3	*Georgia	Athens, Ga.				
4/7	L, 7-6	*Georgia	Athens, Ga.				
4/10	L, 7-8	Oral Roberts (10)	Tulsa, Okla.				
4/13	W, 9-2	*Auburn	Fayetteville				
4/13	W, 9-6	*Auburn	Fayetteville				
4/14	L, 2-4	*Auburn	Fayetteville				
4/16	W, 4-2	Missouri Southern	Fayetteville				
4/19	W, 3-2	*LSU	Baton Rouge, La.				
4/20	L, 4-11	*LSU	Baton Rouge, La.				
4/21	L, 4-9	*LSU	Baton Rouge, La.				
4/24	W, 18-5	Oral Roberts	Fayetteville				
4/26	L, 6-8	*Mississippi State	Starkville, Miss.				
4/27	W, 6-2	*Mississippi State	Starkville, Miss.				
4/28	L, 6-10	*Mississippi State	Starkville, Miss.				
5/1	W, 7-3	Northeastern (Okla.) St.	Fayetteville				
5/3	W, 9-3	*Alabama	Fayetteville				
5/4	L, 3-7	*Alabama	Fayetteville				
5/5	L, 2-3	*Alabama	Fayetteville				
5/10	W, 18-4	*Ole Miss	Oxford, Miss.				
5/11	L, 2-3	*Ole Miss	Oxford, Miss.				
5/12	W, 8-3	*Ole Miss	Oxford, Miss.				
5/15	L, 5-7	Kentucky	Birmingham, Ala.				
5/23+	L, 5-6	Oklahoma State	Lubbock, Texas				
5/24+	L, 5-15	Southern California	Lubbock, Texas				

1998 (38-21; 13-14 5th SEC West) Norm DeBriyn

Date	Result	Opponent	Location
2/11	W, 24-5	Missouri Southern	Fayetteville
2/14	W, 4-1	Texas-San Antonio	San Antonio, Texas
2/15	W, 10-5	Texas-San Antonio	San Antonio, Texas
2/18	W, 13-4	Pittsburg State	Fayetteville
2/20	W, 16-0	Eastern Illinois	Fayetteville
2/21	L, 4-5	Eastern Illinois	Fayetteville
2/22	W, 8-1	Eastern Illinois	Fayetteville
2/23	W, 20-2	Southwest Baptist	Fayetteville
2/24	L, 2-4	SMS	Fayetteville
2/27	W, 9-0	Tulane	New Orleans, La.



Ryan Lundquist is Arkansas' single-season home run leader with 24 during the 1997 season.



Norm DeBriyn accepting the 1999 SEC Championship trophy after his Razorbacks posted a 22-8 record in conference play for their first SEC crown.

2/28	W, 6-5	LSU (10)	New Orleans, La.	3/28	W, 16-8	*Ole Miss	Oxford, Miss.
3/1	L, 6-13	New Orleans	New Orleans, La.	3/29	L, 10-13	*Ole Miss	Oxford, Miss.
3/4	W, 9-6	Oklahoma City	Fayetteville	3/31	W, 19-8	Louisiana Tech	Fayetteville
3/6	W, 11-1	*South Carolina	Fayetteville	4/1	L, 3-7	Oklahoma State	Tulsa, Okla.
3/8	W, 17-16	*South Carolina	Fayetteville	4/3	W, 11-8	*Alabama	Fayetteville
3/10	W, 9-1	Baylor	Fayetteville	4/4	L, 1-9	*Alabama	Fayetteville
3/13	W, 5-3	*Vanderbilt	Fayetteville	4/5	L, 3-5	*Alabama	Fayetteville
3/14	W, 10-4	*Vanderbilt	Fayetteville	4/7	W, 5-3	Long Beach State	Fayetteville
3/15	L, 4-9	*Vanderbilt	Fayetteville	4/8	W, 12-9	Long Beach State	Fayetteville
3/18	W, 12-7	Kansas	Lawrence, Kan.	4/10	L, 2-11	*Auburn	Fayetteville
3/20	L, 5-9	*LSU	Baton Rouge, La.	4/11	L, 5-6	*Auburn	Fayetteville
3/21	L, 3-6	*LSU	Baton Rouge, La.	4/12	W, 4-2	*Auburn	Fayetteville
3/22	L, 6-27	*LSU	Baton Rouge, La.	4/15	W, 19-7	Oral Roberts	Fayetteville
3/24	W, 4-2	Central Michigan	Fayetteville	4/17	W, 11-8	*Tennessee	Knoxville, Tenn.
3/25	W, 7-2	Central Michigan	Fayetteville	4/21	W, 11-2	Missouri Southern	Fayetteville
3/27	W, 12-10	*Ole Miss	Oxford, Miss.	4/22	W, 8-5	Oral Roberts	Tulsa, Okla.

4/24	W, 17-1	*Kentucky	Lexington, Ky.
4/25	L, 5-15	*Kentucky	Lexington, Ky.
4/26	L, 3-4	*Kentucky	Lexington, Ky.
4/28	W, 16-5	Wichita State	Fayetteville
5/1	L, 6-7	*Florida	Fayetteville
5/2	L, 9-13	*Florida	Fayetteville
5/3	W, 4-3	*Florida	Fayetteville
5/8	W, 14-10	*Mississippi State (10)	Starkville, Miss.
5/9	L, 3-17	*Mississippi State	Starkville, Miss.
5/10	W, 8-3	*Mississippi State	Starkville, Miss.
5/13	W, 8-4	LSU	Hoover, Ala.
5/14	W, 10-3	Mississippi State	Hoover, Ala.
5/16	W, 7-3	Mississippi State	Hoover, Ala.
5/17	L, 5-7	Auburn	Hoover, Ala.
5/21+	L, 4-8	Arizona State	Wichita, Kan.
5/22+	W, 3-2	Wichita State (11)	Wichita, Kan.
5/23+	L, 0-2	Georgia Tech	Wichita, Kan.

ALL-TIME RESULTS



3/7	L, 0-8	Long Beach State	Long Beach, Calif.
3/12	L, 4-11	*Auburn	Auburn, Ala.
3/13	W, 20-9	*Auburn	Auburn, Ala.
3/14	L, 12-13	*Auburn	Auburn, Ala.
3/16	W, 10-3	Louisiana Tech	Ruston, La.
3/17	W, 10-8	Louisiana-Monroe	Monroe, La.
3/19	W, 11-4	*LSU	Fayetteville
3/20	L, 4-10	*LSU	Fayetteville
3/21	W, 7-6	*LSU	Fayetteville
3/23	W, 7-6	Kansas	Fayetteville
3/24	L, 6-9	Kansas	Fayetteville
3/26	W, 10-6	*Tennessee	Fayetteville
3/27	W, 7-3	*Tennessee	Fayetteville
3/28	W, 13-12	*Tennessee	Fayetteville
3/31	W, 18-2	Centenary	Fayetteville
4/2	W, 8-1	*Florida	Gainesville, Fla.
4/3	W, 6-5	*Florida	Gainesville, Fla.
4/4	W, 10-5	*Florida	Gainesville, Fla.
4/6	L, 3-6	UCLA	Fayetteville
4/7	L, 4-5	UCLA	Fayetteville
4/9	W, 15-2	*Kentucky	Fayetteville
4/10	W, 10-1	*Kentucky	Fayetteville
4/11	W, 9-5	*Kentucky	Fayetteville
4/14	W, 15-6	Oral Roberts	Tulsa, Okla.
4/16	L, 5-6	*Vanderbilt	Nashville, Tenn.
4/17	W, 5-2	*Vanderbilt	Nashville, Tenn.
4/18	W, 10-7	*Vanderbilt	Nashville, Tenn.
4/21	L, 5-12	Oral Roberts	Fayetteville
4/23	L, 3-8	*Alabama	Tuscaloosa, Ala.
4/24	L, 8-15	*Alabama	Tuscaloosa, Ala.
4/25	L, 8-9	*Alabama	Tuscaloosa, Ala.
4/27	L, 4-5	Wichita State (14)	Wichita, Kan.
4/30	W, 6-4	*Mississippi State	Fayetteville
5/1	W, 7-4	*Mississippi State	Fayetteville
5/2	W, 7-5	*Mississippi State	Fayetteville
5/7	W, 8-1	*Ole Miss	Fayetteville
5/8	W, 9-4	*Ole Miss	Fayetteville
5/9	W, 7-4	*Ole Miss	Fayetteville
5/14	W, 8-2	*South Carolina	Columbia, S.C.
5/15	L, 6-16	*South Carolina	Columbia, S.C.
5/16	W, 13-5	*South Carolina	Columbia, S.C.
5/19	W, 6-4	Kentucky	Hoover, Ala.
5/20	L, 2-3	Auburn (11)	Hoover, Ala.

5/21	W, 9-8	LSU	Hoover, Ala.
5/22	W, 9-5	Auburn	Hoover, Ala.
5/22	W, 9-6	Auburn	Hoover, Ala.
5/23	L, 3-9	Alabama	Hoover, Ala.
5/28+	W, 10-6	Delaware	Fayetteville
5/29+	L, 8-9	SMS (10)	Fayetteville
5/29+	L, 4-12	Clemson	Fayetteville
* SEC Game			
! SEC Tournament			
+ NCAA Fayetteville Regional			

2000 (24-30; 8-20 6th SEC West)

Norm DeBriyn

Date	Result	Opponent	Location
2/5	W, 18-5	Missouri Southern	Fayetteville
2/11	W, 4-3	Southeast Missouri St.	Fayetteville
2/12	W, 3-1	Southeast Missouri St.	Fayetteville
2/13	L, 7-8	Southeast Missouri St.	Fayetteville
2/18	W, 1-0	Washington State	Arlington, Texas
2/19	L, 5-8	Texas-Arlington	Arlington, Texas
2/20	L, 2-13	Nebraska	Arlington, Texas
2/22	W, 7-3	Oklahoma City	Fayetteville
2/25	L, 8-9	Long Beach State	Fayetteville
2/26	L, 3-16	Long Beach State	Fayetteville
2/27	L, 6-8	Long Beach State	Fayetteville
2/29	W, 7-6	Centenary (10)	Fayetteville
3/1	W, 21-9	Centenary	Fayetteville
3/4	W, 15-5	Miami (Ohio)	Fayetteville
3/5	W, 5-1	Miami (Ohio)	Fayetteville
3/7	W, 7-4	St. Louis	Fayetteville
3/8	W, 14-4	St. Louis	Fayetteville
3/10	W, 10-5	*Tennessee	Knoxville, Tenn.
3/11	W, 14-5	*Tennessee	Knoxville, Tenn.
3/12	L, 0-14	*Tennessee	Knoxville, Tenn.
3/14	L, 4-10	Nebraska	Fayetteville
3/15	L, 3-10	Nebraska	Fayetteville
3/17	L, 6-11	*Auburn	Fayetteville
3/18	L, 7-10	*Auburn	Fayetteville
3/19	L, 11-21	*Auburn	Fayetteville
3/21	W, 10-8	Oklahoma State	Stillwater, Okla.
3/22	W, 10-3	Kansas	Lawrence, Kan.
3/24	L, 7-8	*Florida (11)	Fayetteville
3/25	L, 7-8	*Florida (10)	Fayetteville

3/26	L, 4-7	*Florida	Fayetteville
3/28	L, 1-2	Oklahoma State	Fayetteville
3/31	L, 2-3	*Mississippi State	Starkville, Miss.
4/7	L, 3-12	*LSU	Baton Rouge, La.
4/8	L, 5-12	*LSU	Baton Rouge, La.
4/9	L, 11-17	*LSU	Baton Rouge, La.
4/11	W, 5-4	Oral Roberts	Tulsa, Okla.
4/14	L, 5-6	*Alabama	Fayetteville
4/15	L, 7-8	*Alabama	Fayetteville
4/16	L, 8-9	*Alabama	Fayetteville
4/18	L, 4-8	Oral Roberts	Fayetteville
4/21	L, 2-10	*Georgia	Athens, Ga.
4/22	L, 8-14	*Georgia	Athens, Ga.
4/23	L, 5-15	*Georgia	Athens, Ga.
4/25	W, 15-14	Wichita State	Wichita, Kan.
4/28	L, 6-7	*Kentucky	Fayetteville
4/29	W, 12-10	*Kentucky	Fayetteville
4/30	W, 8-5	*Kentucky	Fayetteville
5/2	W, 7-2	SMS	Fayetteville
5/5	L, 2-8	*South Carolina	Fayetteville
5/6	W, 11-10	*South Carolina	Fayetteville
5/7	W, 9-3	*South Carolina	Fayetteville
5/12	W, 6-1	*Ole Miss	Oxford, Miss.
5/13	L, 5-12	*Ole Miss	Oxford, Miss.
5/14	W, 8-1	*Ole Miss	Oxford, Miss.
* SEC Game			

2001 (27-29; 11-19 6th SEC West)

Norm DeBriyn

Date	Result	Opponent	Location
2/4	W, 25-6	Missouri Southern	Fayetteville
2/9	L, 6-7	Texas-San Antonio	San Antonio, Texas
2/10	L, 2-4	Texas-San Antonio	San Antonio, Texas
2/11	W, 4-1	Texas-San Antonio	San Antonio, Texas
2/17	W, 12-4	Long Beach State	Fayetteville
2/18	W, 6-3	Long Beach State	Fayetteville
2/21	W, 14-4	Oklahoma City	Fayetteville
2/23	W, 6-2	Eastern Illinois	Fayetteville
2/25	W, 10-4	Eastern Illinois	Fayetteville
2/25	W, 17-4	Eastern Illinois	Fayetteville
2/27	L, 4-8	Northwestern St.	Fayetteville
3/2	L, 0-6	Minnesota	Minneapolis, Minn.
3/3	W, 6-4	San Diego State	Minneapolis, Minn.
3/4	L, 2-8	Miami	Minneapolis, Minn.
3/6	L, 1-4	Evansville	Fayetteville
3/7	W, 5-1	Evansville	Fayetteville
3/9	L, 5-16	*South Carolina	Columbia, S.C.
3/10	L, 4-7	*South Carolina	Columbia, S.C.
3/11	L, 3-9	South Carolina	Columbia, S.C.
3/13	L, 0-5	Wichita State	Wichita, Kan.
3/16	W, 8-5	*Georgia	Fayetteville
3/17	W, 20-3	*Georgia	Fayetteville
3/18	L, 6-7	*Georgia	Fayetteville
3/20	W, 2-0	Kansas State	Shreveport, La.
3/20	L, 1-12	Louisiana Tech	Shreveport, La.
3/21	W, 5-0	Centenary	Shreveport, La.
3/23	L, 4-7	*Florida	Gainesville, Fla.
3/24	L, 4-8	*Florida	Gainesville, Fla.
3/25	L, 1-4	*Florida	Gainesville, Fla.
3/27	W, 6-5	Kansas	Fayetteville
3/30	W, 6-5	*Mississippi State	Fayetteville
3/31	L, 3-9	*Mississippi State	Fayetteville
4/1	L, 2-10	*Mississippi State	Fayetteville
4/3	L, 9-10	SMS	Springfield, Mo.
4/6	W, 3-2	*Ole Miss	Fayetteville
4/7	L, 6-11	*Ole Miss	Fayetteville
4/8	W, 10-3	*Ole Miss	Fayetteville
4/10	W, 5-4	Oklahoma	Norman, Okla.
4/13	L, 1-10	*Auburn	Auburn, Ala.
4/14	L, 4-11	*Auburn	Auburn, Ala.
4/15	L, 5-10	*Auburn	Auburn, Ala.
4/17	W, 4-2	Oral Roberts	Tulsa, Okla.
4/20	L, 7-8	*Tennessee	Knoxville, Tenn.
4/21	L, 3-6	*Tennessee	Knoxville, Tenn.
4/22	W, 14-1	*Tennessee	Knoxville, Tenn.
4/24	L, 5-6	Oklahoma State	Tulsa, Okla.
4/27	L, 4-5	*Kentucky	Lexington, Ky.
4/28	W, 16-11	*Kentucky	Lexington, Ky.
4/29	W, 9-5	*Kentucky	Lexington, Ky.
5/1	W, 10-0	Oral Roberts	Fayetteville
5/4	W, 8-1	*LSU	Fayetteville
5/5	W, 5-4	*LSU	Fayetteville
5/6	W, 4-3	*LSU	Fayetteville
5/11	L, 6-11	*Alabama	Tuscaloosa, Ala.
5/12	L, 9-10	*Alabama	Tuscaloosa, Ala.
5/13	L, 6-8	*Alabama	Tuscaloosa, Ala.
* SEC Game			

2002 (35-28; 13-14 5th SEC West)

Norm DeBriyn

Date	Result	Opponent	Location
2/11	W, 13-1	Missouri Southern	Fayetteville
2/12	W, 5-4	Oklahoma City	Fayetteville
2/15	W, 18-1	Air Force	Arlington, Texas
2/16	L, 2-3	SMS	Arlington, Texas
2/17	W, 7-1	Texas - Arlington	Arlington, Texas
2/22	L, 1-7	Long Beach State	Long Beach, Calif.
2/23	L, 0-4	Long Beach State	Long Beach, Calif.
2/24	W, 5-3	Long Beach State	Long Beach, Calif.
2/27	W, 7-1	Missouri Valley	Fayetteville
3/5	W, 10-1	SMS	Fayetteville
3/8	W, 5-2	McNeese State	Fayetteville
3/9	L, 9-14	McNeese State	Fayetteville
3/10	L, 1-4	McNeese State	Fayetteville
3/12	L, 1-7	Oklahoma	Norman, Okla.
3/15	L, 3-10	*Georgia	Athens, Ga.
3/16	L, 4-8	*Georgia	Athens, Ga.
3/17	W, 16-12	*Georgia (10)	Athens, Ga.
3/19	W, 11-10	Missouri	Columbia, Mo.
3/20	W, 6-4	Saint Louis	St. Louis, Mo.
3/22	L, 5-9	*Alabama	Fayetteville
3/23	W, 10-0	*Alabama	Fayetteville
3/24	L, 1-4	*Alabama	Fayetteville
3/26	W, 16-4	Centenary	Fayetteville
3/27	W, 10-2	Centenary	Fayetteville
3/30	L, 3-4	*Vanderbilt	Nashville, Tenn.
4/3	W, 7-4	SMS	Springfield, Mo.
4/5	W, 7-4	*South Carolina	Fayetteville
4/6	W, 8-7	*South Carolina (15)	Fayetteville
4/9	W, 9-6	Oklahoma	Fayetteville
4/12	L, 4-17	*Mississippi State	Starkville, Miss.
4/13	W, 7-3	*Mississippi State	Starkville, Miss.
4/14	L, 4-6	*Mississippi State	Starkville, Miss.
4/16	W, 14-0	Oral Roberts	Tulsa, Okla.
4/17	W, 5-1	Pittsburg (Kan.) State	Fayetteville
4/19	L, 9-14	*Tennessee	Fayetteville
4/20	W, 7-6	*Tennessee (12)	Fayetteville
4/21	W, 9-2	*Tennessee	Fayetteville
4/23	L, 2-3	Wichita State	Fayetteville
4/26	L, 0-3	*LSU	Baton Rouge, La.
4/27	L, 0-8	*LSU	Baton Rouge, La.
4/29	L, 5-13	*LSU	Baton Rouge, La.
4/30	W, 6-3	Oral Roberts	Fayetteville
5/1	L, 7-10	SMS	Fayetteville
5/3	W, 5-1	*Kentucky	Fayetteville
5/4	L, 2-5	*Kentucky	Fayetteville
5/5	L, 0-1	*Kentucky	Fayetteville
5/10	W, 5-4	*Ole Miss	Oxford, Miss.
5/11	W, 11-5	*Ole Miss	Oxford, Miss.
5/12	W, 10-8	*Ole Miss	Oxford, Miss.
5/14	L, 1-5	Southeast Missouri St.	Fayetteville
5/15	L, 4-5	Southeast Missouri St.	Fayetteville
5/17	W, 18-5	*Auburn	Fayetteville
5/18	L, 3-7	*Auburn	Fayetteville
5/19	W, 4-1	*Auburn	Fayetteville
5/22	L, 1-10	South Carolina	Hoover, Ala.
5/23	W, 7-3	Auburn	Hoover, Ala.
5/24	L, 1-4	South Carolina	Hoover, Ala.
5/31+	W, 8-5	Oklahoma	Wichita, Kan.
6/1+	W, 7-6	Oral Roberts	Wichita, Kan.
6/2+	W, 11-6	Oral Roberts	Wichita, Kan.
6/7\$	W, 9-6	Clemson	Clemson, S.C.
6/8\$	L, 7-8	Clemson	Clemson, S.C.
6/9\$	L, 4-7	Clemson	Clemson, S.C.
*SEC Game			
! SEC Tournament			
+ NCAA Wichita Regional			
\$ NCAA Clemson Regional			

2003 (35-22; 14-16 6th SEC West)

Dave Van Horn

Date	Result	Opponent	Location
2/11	W, 9-5	Creighton	Fayetteville
2/14	W, 5-1	Eastern Illinois	Fayetteville
2/15	W, 17-3	Eastern Illinois	Fayetteville
2/21	W, 8-1	vs. Navy	Memphis, Tenn.
2/23	W, 10-9	vs. Memphis	Memphis, Tenn.
3/1	W, 8-7	Illinois - Chicago (11)	Fayetteville
3/1	W, 6-4	Illinois - Chicago	Fayetteville
3/2	W, 13-2	Illinois - Chicago	Fayetteville
3/4	W, 6-2	Western Michigan	Fayetteville
3/5	W, 4-3	Western Michigan	Fayetteville
3/7	L, 8-9	Kansas State	Manhattan, Kan.
3/9	W, 12-4	Kansas State	Fayetteville
3/10	W, 4-3	Kansas State	Fayetteville
3/10	W, 18-5	Kansas State	Fayetteville



Charlie Isaacson won 21 games for Arkansas from 1999-2002.



ALL-TIME RESULTS



Dave Van Horn took over the Arkansas program in 2003 and boasts a 276-158 record with the Razorbacks.

3/11	W, 2-1	Kansas	Fayetteville
3/14	L, 2-7	*South Carolina	Columbia, S.C.
3/16	W, 2-1	*South Carolina	Columbia, S.C.
3/16	W, 4-1	*South Carolina	Columbia, S.C.
3/19	W, 14-9	Centenary	Shreveport, La.
3/19	W, 19-7	Louisiana Tech	Shreveport, La.
3/21	L, 3-4	*Mississippi State (10)	Fayetteville
3/22	L, 3-8	*Mississippi State	Fayetteville
3/23	L, 1-5	*Mississippi State	Fayetteville
3/25	W, 5-4	SMS	Fayetteville
3/28	W, 9-2	*Kentucky	Lexington, Ky.
3/29	W, 2-1	*Kentucky	Lexington, Ky.
3/30	W, 10-9	*Kentucky	Lexington, Ky.
4/1	W, 9-3	Oral Roberts	Fayetteville
4/4	W, 9-4	*Georgia	Fayetteville
4/5	W, 14-3	*Georgia	Fayetteville
4/6	L, 4-10	*Georgia	Fayetteville
4/11	L, 4-6	*Vanderbilt	Fayetteville
4/12	W, 17-7	*Vanderbilt	Fayetteville
4/13	W, 8-5	*Vanderbilt	Fayetteville
4/15	W, 8-2	Oral Roberts	Tulsa, Okla.
4/18	W, 9-7	*Auburn	Auburn, Ala.
4/19	W, 11-6	*Auburn	Auburn, Ala.
4/20	L, 2-5	*Auburn	Auburn, Ala.
4/22	L, 5-6	Wichita State (10)	Wichita, Kan.
4/25	L, 2-10	*Alabama	Tuscaloosa, Ala.
4/26	L, 3-6	*Alabama	Tuscaloosa, Ala.
4/27	L, 2-14	*Alabama	Tuscaloosa, Ala.
4/29	W, 7-3	Missouri Southern	Fayetteville
5/2	L, 2-5	*Ole Miss	Fayetteville
5/3	W, 7-6	*Ole Miss	Fayetteville
5/4	W, 6-3	*Ole Miss	Fayetteville
5/9	L, 0-1	*Tennessee (12)	Knoxville, Tenn.
5/10	L, 1-8	*Tennessee	Knoxville, Tenn.
5/11	L, 3-4	*Tennessee (11)	Knoxville, Tenn.
5/16	L, 3-11	*LSU	Fayetteville
5/17	W, 6-5	*LSU (10)	Fayetteville
5/18	L, 2-6	*LSU	Fayetteville
5/22	L, 4-5	LSU	Hoover, Ala.
5/23	L, 7-8	Ole Miss (11)	Hoover, Ala.
5/30+	L, 2-3	Lamar	Austin, Texas
5/31+	W, 10-7	Bucknell	Austin, Texas
5/31+	L, 6-7	Lamar (11)	Austin, Texas
* SEC Game			
! SEC Tournament			
+ NCAA Austin Regional			

2004 (45-24; 19-11 1st SEC West; SEC Champions) Dave Van Horn

Date	Result	Opponent	Location
2/13	W, 2-0	Louisiana Tech	Fayetteville
2/14	W, 22-2	Louisiana Tech	Fayetteville
2/15	W, 13-2	Louisiana Tech	Fayetteville
2/20	W, 14-7	St. John's	Fayetteville
2/21	W, 6-5	St. John's	Fayetteville
2/22	W, 14-3	St. John's	Fayetteville
2/24	W, 7-1	McNeese State	Fayetteville
2/25	W, 7-2	McNeese State	Fayetteville
2/27	L, 1-3	New Mexico	College Station, Texas
2/27	L, 5-7	Texas A&M	College Station, Texas

2/28	W, 13-3	New Mexico	College Station, Texas
2/28	W, 6-4	Texas A&M	College Station, Texas
2/29	L, 7-9	Texas A&M	College Station, Texas
2/29	W, 5-2	New Mexico	College Station, Texas
3/6	L, 1-4	Texas-Pan American	Edinburg, Texas
3/7	L, 4-11	Texas-Pan American	Edinburg, Texas
3/12	W, 4-3	Illinois - Chicago	Fayetteville
3/14	L, 1-9	Illinois - Chicago	Fayetteville
3/16	W, 10-9	Centenary	Fayetteville
3/17	W, 15-3	Centenary	Fayetteville
3/19	L, 1-11	*Florida	Gainesville, Fla.
3/20	W, 8-2	*Florida	Gainesville, Fla.
3/21	L, 6-7	*Florida (10)	Gainesville, Fla.
3/26	W, 5-3	*South Carolina	Fayetteville
3/27	W, 5-4	*South Carolina	Fayetteville
3/28	L, 2-10	*South Carolina	Fayetteville
3/30	W, 10-4	Wichita State	Fayetteville
4/2	L, 3-6	*Alabama	Fayetteville
4/3	W, 7-2	*Alabama	Fayetteville
4/4	W, 11-6	*Alabama	Fayetteville
4/6	L, 5-6	SMS (16)	Fayetteville
4/9	W, 11-8	*LSU	Baton Rouge, La.
4/10	W, 11-10	*LSU	Baton Rouge, La.
4/11	W, 7-5	*LSU	Baton Rouge, La.
4/13	L, 4-6	Oral Roberts	Fayetteville
4/16	W, 6-3	*Vanderbilt	Nashville, Tenn.
4/17	W, 9-4	*Vanderbilt	Nashville, Tenn.
4/18	L, 8-14	*Vanderbilt	Nashville, Tenn.
4/20	W, 5-2	Oklahoma State	Fayetteville
4/23	W, 9-4	*Kentucky	Fayetteville
4/24	W, 5-4	*Kentucky	Fayetteville
4/25	W, 11-10	*Kentucky	Fayetteville
4/27	W, 8-4	Oral Roberts	Tulsa, Okla.
4/30	L, 3-9	*Tennessee	Fayetteville
5/1	W, 4-1	*Tennessee	Fayetteville
5/2	W, 5-3	*Tennessee	Fayetteville
5/7	L, 0-1	*Ole Miss	Oxford, Miss.
5/8	W, 3-1	*Ole Miss	Oxford, Miss.
5/9	L, 3-5	*Ole Miss	Oxford, Miss.
5/11	W, 13-2	Texas-Pan American	Fayetteville
5/15	L, 2-3	*Mississippi State	Starkville, Miss.
5/16	L, 4-5	*Mississippi State	Starkville, Miss.
5/16	W, 4-2	*Mississippi State	Starkville, Miss.
5/21	W, 9-7	*Auburn	Fayetteville
5/22	L, 4-7	*Auburn	Fayetteville
5/23	W, 15-3	*Auburn	Fayetteville
5/26	L, 6-8	Tennessee	Hoover, Ala.
5/27	W, 4-3	Ole Miss	Hoover, Ala.
5/28	W, 4-1	Tennessee	Hoover, Ala.
5/29	L, 2-3	South Carolina	Hoover, Ala.
6/4+	W, 4-1	Le Moyne	Fayetteville

6/5+	L, 1-4	Wichita State	Fayetteville
6/5+	W, 10-7	Missouri	Fayetteville
6/6+	W, 11-9	Wichita State	Fayetteville
6/6+	W, 4-3	Wichita State	Fayetteville
6/11	W, 7-5	Florida State	Fayetteville
6/12	W, 4-2	Florida State	Fayetteville
6/18	L, 2-13	Texas	Omaha, Neb.
6/19	L, 2-7	Arizona	Omaha, Neb.

* SEC Game
! SEC Tournament
+ NCAA Fayetteville Regional
\$ NCAA Fayetteville Super Regional
College World Series

2005 (39-22; 13-17 T5th SEC West) Dave Van Horn

Date	Result	Opponent	Location
2/11	W, 13-3	Dallas Baptist	Dallas, Texas
2/12	W, 8-1	Dallas Baptist	Arlington, Texas
2/13	W, 2-1	Texas-Arlington	Arlington, Texas
2/13	W, 4-1	Texas-Arlington (12)	Arlington, Texas
2/18	W, 5-2	Louisiana Tech	Ruston, La.
2/19	L, 8-10	Louisiana Tech	Ruston, La.
2/20	W, 9-4	Louisiana Tech	Ruston, La.
2/25	W, 5-4	Minnesota	Fayetteville
2/26	W, 12-3	Minnesota	Fayetteville
2/27	W, 4-3	Minnesota	Fayetteville
3/3	W, 7-4	Illinois-Chicago	Fayetteville
3/5	W, 15-4	Illinois-Chicago	Fayetteville
3/6	W, 9-2	Illinois-Chicago	Fayetteville
3/8	W, 11-7	Oklahoma State	Stillwater, Okla.
3/11	W, 17-2	Eastern Illinois	Fayetteville
3/12	W, 12-1	Eastern Illinois	Fayetteville
3/13	W, 6-0	Eastern Illinois	Fayetteville
3/18	W, 9-1	*South Carolina	Columbia, S.C.
3/19	L, 3-12	*South Carolina	Columbia, S.C.
3/20	W, 5-3	*South Carolina	Columbia, S.C.
3/22	W, 10-1	Centenary	Shreveport, La.
3/23	W, 14-1	Centenary	Shreveport, La.
3/25	L, 3-5	*Mississippi State	Fayetteville
3/26	L, 4-13	*Mississippi State	Fayetteville
3/27	W, 10-5	*Mississippi State	Fayetteville
4/1	L, 1-5	*Auburn	Auburn, Ala.
4/2	L, 7-8	*Auburn	Auburn, Ala.
4/3	W, 8-6	*Auburn	Auburn, Ala.
4/5	W, 9-3	Northern Colorado	Fayetteville
4/6	W, 7-4	Northern Colorado	Fayetteville
4/8	W, 6-5	*Vanderbilt	Fayetteville
4/9	W, 5-4	*Vanderbilt (10)	Fayetteville
4/10	W, 3-0	*Vanderbilt	Fayetteville
4/12	W, 15-8	Oral Roberts	Tulsa, Okla.



Baum Stadium has become the crown jewel of collegiate baseball stadiums and is regularly referred to as the best collegiate stadium in the country.



In three years at Arkansas, Nick Schmidt went 22-8 with a 2.83 ERA. The southpaw was the No. 23 pick of the San Diego Padres in the 2007 MLB Draft, Arkansas' highest pick since Jeff King went No. 1 in 1986.

4/13	W, 14-5	SMS	Fayetteville	3/18	W, 4-2	*at Florida	Gainesville, Fla.
4/15	W, 4-1	*Tennessee	Knoxville, Tenn.	3/19	L, 7-8	*at Florida	Gainesville, Fla.
4/16	L, 2-8	*Tennessee	Knoxville, Tenn.	3/21	W, 10-2	Centenary	Fayetteville
4/17	L, 3-4	*Tennessee	Knoxville, Tenn.	3/22	W, 8-5	Centenary	Fayetteville
4/19	W, 9-4	SMS	Springfield, Mo.	3/24	L, 0-2	*Georgia	Fayetteville
4/22	L, 7-10	*LSU	Fayetteville	3/25	L, 7-8	*Georgia	Fayetteville
4/23	L, 0-7	*LSU	Fayetteville	3/26	W, 5-4	*Georgia (10)	Fayetteville
4/24	L, 0-6	*LSU	Fayetteville	3/28	W, 4-3	at Wichita State (11)	Wichita, Kan.
4/26	W, 5-2	Oral Roberts	Fayetteville	3/31	W, 6-1	*Tennessee	Fayetteville
4/30	W, 8-5	*Kentucky	Lexington, Ky.	4/1	L, 6-11	*Tennessee	Fayetteville
4/30	L, 8-11	*Kentucky	Lexington, Ky.	4/2	W, 13-11	*Tennessee	Fayetteville
5/1	L, 1-7	*Kentucky	Lexington, Ky.	4/4	L, 5-10	Missouri State	Fayetteville
5/6	W, 4-1	*Florida	Fayetteville	4/7	L, 1-7	*at Vanderbilt	Nashville, Tenn.
5/7	W, 3-2	*Florida (10)	Fayetteville	4/8	W, 5-3	*at Vanderbilt	Nashville, Tenn.
5/8	L, 10-11	*Florida	Fayetteville	4/9	W, 4-3	*at Vanderbilt	Nashville, Tenn.
5/13	W, 5-4	*Alabama	Tuscaloosa, Ala.	4/11	L, 2-4	at Missouri State	Springfield, Mo.
5/14	L, 2-5	*Alabama	Tuscaloosa, Ala.	4/14	W, 10-9	*Kentucky	Fayetteville
5/15	W, 3-2	*Alabama	Tuscaloosa, Ala.	4/15	W, 10-6	*Kentucky	Fayetteville
5/20	L, 3-5	*Ole Miss	Fayetteville	4/16	L, 5-7	*Kentucky	Fayetteville
5/21	L, 2-10	*Ole Miss	Fayetteville	4/18	W, 2-1	Northern Colorado	Fayetteville
5/22	L, 1-9	*Ole Miss	Fayetteville	4/19	L, 2-4	Northern Colorado	Fayetteville
5/25	L, 8-9	Florida	Hoover, Ala.	4/22	W, 6-2	*at Mississippi State	Starkville, Miss.
5/26	L, 4-5	Alabama	Hoover, Ala.	4/22	L, 8-9	*at Mississippi State	Starkville, Miss.
6/3+	W, 9-5	Miami (Ohio)	Austin, Texas	4/23	W, 6-4	*at Mississippi State	Starkville, Miss.
6/4+	W, 9-2	Texas	Austin, Texas	4/28	L, 6-7	*at LSU	Baton Rouge, La.
6/5+	L, 8-19	Texas	Austin, Texas	4/29	W, 4-2	*at LSU	Baton Rouge, La.
6/6+	L, 2-5	Texas	Austin, Texas	4/30	L, 5-7	*at LSU	Baton Rouge, La.

* SEC Game
! SEC Tournament
+ NCAA Austin Regional

2006 (39-21; 18-12 2nd SEC West) Dave Van Horn

Date	Result	Opponent	Location
2/10	W, 4-1	^vs. George Mason	Mobile, Ala.
2/11	W, 3-0	^vs. Oklahoma State	Mobile, Ala.
2/12	W, 8-7	^at South Alabama	Mobile, Ala.
2/17	W, 5-2	%vs. TCU	Edinburg, Texas
2/18	W, 15-7	%vs. Stephen F. Austin	Edinburg, Texas
2/19	W, 13-2	%at Texas-Pan American	Edinburg, Texas
2/24	W, 10-9	Louisiana Tech (DH)	Fayetteville
2/24	W, 13-2	Louisiana Tech (DH)	Fayetteville
2/25	W, 10-2	Louisiana Tech	Fayetteville
2/28	L, 2-5	\$vs. Washington	Honolulu
3/1	W, 12-4	\$vs. Texas-Arlington	Honolulu
3/2	W, 5-1	\$at Hawai'i	Honolulu
3/3	W, 5-3	\$vs. Texas-Arlington	Honolulu
3/4	W, 7-1	\$vs. Texas-Arlington	Honolulu
3/10	W, 6-5	Cal State Northridge	Fayetteville
3/11	W, 8-1	Cal State Northridge	Fayetteville
3/12	W, 8-6	Cal State Northridge	Fayetteville
3/17	L, 3-6	*at Florida	Gainesville, Fla.

2007 (43-21; 18-12 1st SEC West) Dave Van Horn

Date	Result	Opponent	Location
2/2	W, 4-2	Louisiana Tech	Ruston, La.
2/3	L, 2-9	Louisiana Tech	Ruston, La.
2/4	W, 6-2	Louisiana Tech	Ruston, La.
2/9	W, 13-1	Troy	Troy, Ala.
2/10	L, 8-13	Troy	Troy, Ala.
2/11	W, 16-2	Troy	Troy, Ala.
2/18	W, 8-3	Wisconsin-Milwaukee	Fayetteville
2/18	W, 8-3	Wisconsin-Milwaukee	Fayetteville
2/19	W, 8-1	Wisconsin-Milwaukee	Fayetteville
2/23	W, 12-1	Illinois State	Fayetteville



Jess Todd was an integral part of Arkansas' stellar pitching staff in 2007. He was one of three pitchers to be drafted in the first two rounds.

2/24	L, 10-12	Illinois State	Fayetteville
2/25	W, 9-8	Illinois State (10)	Fayetteville
3/2	L, 4-5	^Ole Miss	Minneapolis, Minn.
3/4	W, 5-1	^Minnesota	Minneapolis, Minn.
3/4	L, 5-10	^Minnesota	Minneapolis, Minn.
3/9	W, 8-7	Kansas	Fayetteville
3/10	W, 4-0	Kansas	Fayetteville
3/11	W, 5-2	Kansas	Fayetteville
3/13	W, 10-2	Oral Roberts	Fayetteville
3/16	W, 10-2	*Kentucky	Lexington, Ky.
3/17	L, 5-7	*Kentucky	Lexington, Ky.
3/18	W, 14-5	*Kentucky	Lexington, Ky.
3/21	W, 16-14	Centenary	Shreveport, La.
3/23	W, 8-7	*Vanderbilt (10)	Fayetteville
3/24	L, 3-6	*Vanderbilt	Fayetteville
3/25	W, 8-3	*Vanderbilt	Fayetteville
3/27	L, 3-5	Oral Roberts	Tulsa, Okla.
3/30	W, 6-2	*Tennessee	Knoxville, Tenn.
3/31	W, 4-3	*Tennessee	Knoxville, Tenn.
4/1	W, 11-7	*Tennessee	Knoxville, Tenn.
4/3	W, 14-6	Northern Colorado	Fayetteville
4/4	W, 9-7	Northern Colorado	Fayetteville
4/6	L, 9-11	*Mississippi State	Fayetteville
4/7	L, 1-2	*Mississippi State	Fayetteville
4/8	W, 9-3	*Mississippi State	Fayetteville
4/11	W, 2-0	Missouri State	Fayetteville
4/14	W, 14-3	*Florida	Fayetteville
4/14	W, 7-1	*Florida	Fayetteville
4/15	W, 10-7	*Florida	Fayetteville
4/18	W, 16-2	Missouri State	Springfield, Mo.
4/20	L, 1-6	*Georgia	Athens, Ga.
4/21	W, 7-6	*Georgia (10)	Athens, Ga.
4/22	W, 9-3	*Georgia	Athens, Ga.
4/25	W, 10-2	Wichita State	Fayetteville
4/27	W, 12-1	*Auburn	Auburn, Ala.
4/28	L, 9-11	*Auburn	Auburn, Ala.
4/29	W, 8-1	*Auburn	Auburn, Ala.
5/4	L, 5-6	*LSU	Fayetteville
5/5	W, 5-0	*LSU	Fayetteville
5/6	L, 3-5	*LSU	Fayetteville
5/11	L, 0-10	*Alabama	Tuscaloosa, Ala.
5/12	W, 12-5	*Alabama	Tuscaloosa, Ala.
5/13	L, 5-9	*Alabama	Tuscaloosa, Ala.
5/17	L, 4-5	*Ole Miss	Fayetteville
5/18	W, 4-3	*Ole Miss (10)	Fayetteville
5/19	L, 0-5	*Ole Miss	Fayetteville
5/23	W, 6-0	!Alabama	Hoover, Ala.
5/24	W, 6-0	!South Carolina	Hoover, Ala.
5/26	W, 3-2	!South Carolina	Hoover, Ala.



ALL-TIME RESULTS



In the first No. 1 vs. No. 1 matchup in Baum Stadium history, the Razorbacks swept a two-game midweek series against Arizona State.

5/27 L, 4-7 !Vanderbilt	Hoover, Ala.	3/23 L, 2-4 *LSU	Baton Rouge, La.	5/19 W, 12-6 Western Illinois	Fayetteville	3/31 W, 2-0 Missouri St.	Springfield, Mo.
6/1 W, 9-0 +Albany	Fayetteville	3/25 W, 9-0 Centenary	Fayetteville	5/30 L, 3-4 +Pepperdine	Palo Alto, Calif.	4/3 W, 6-4 *South Carolina	Columbia, S.C.
6/2 L, 3-14 +Oklahoma State	Fayetteville	3/26 L, 1-5 Centenary	Fayetteville	5/31 L, 1-5 +Stanford	Palo Alto, Calif.	4/4 L, 1-9 *South Carolina	Columbia, S.C.
6/3 W, 6-0 +Creighton	Fayetteville	3/29 L, 5-6 Vanderbilt (12)	Nashville, Tenn.	^ Dominos Pizza Classic		4/5 W, 7-4 *South Carolina	Columbia, S.C.
6/3 L, 6-7 +Oklahoma State	Fayetteville	3/30 L, 2-6 Vanderbilt	Nashville, Tenn.	* SEC Game		4/7 W, 7-3 Arizona St.	Fayetteville
^ Dairy Queen Classic		4/1 W, 7-6 Missouri State (10)	Springfield, Mo.	+ NCAA Stanford Regional		4/8 W, 8-7 Arizona St.	Fayetteville
* SEC Game		4/4 L, 2-5 *Auburn	Fayetteville	2009 (41-24; 14-15 4th SEC West) Dave Van Horn		4/10 L, 0-9 *Vanderbilt	Fayetteville
! SEC Tournament		4/5 W, 5-4 *Auburn	Fayetteville			4/11 L, 6-13 *Vanderbilt	Fayetteville
+ NCAA Fayetteville Regional		4/6 L, 10-12 *Auburn (10)	Fayetteville			4/14 L, 2-3 La.-Monroe	Fayetteville
		4/8 L, 4-9 Oral Roberts	Fayetteville			4/15 W, 10-9 La.-Monroe (10)	Fayetteville
		4/11 W, 2-1 *Florida	Gainesville, Fla.			4/17 L, 3-4 *Georgia	Athens, Ga.
		4/12 L, 1-6 *Florida	Gainesville, Fla.			4/18 L, 3-4 *Georgia	Athens, Ga.
		4/13 W, 10-4 *Florida	Gainesville, Fla.			4/19 W, 2-0 *Georgia	Athens, Ga.
		4/15 L, 2-12 Oral Roberts	Tulsa, Okla.			4/21 W, 9-6 Oral Roberts	Tulsa, Okla.
		4/16 W, 9-1 Alcorn State	Fayetteville			4/24 W, 9-3 *Tennessee	Knoxville, Tenn.
		4/18 W, 5-4 *Tennessee	Fayetteville			4/25 L, 4-5 *Tennessee	Knoxville, Tenn.
		4/19 W, 5-4 *Tennessee (10)	Fayetteville			4/26 W, 15-8 *Tennessee	Knoxville, Tenn.
		4/20 L, 6-7 *Tennessee (10)	Fayetteville			4/28 W, 8-7 Oklahoma (10)	Fayetteville
		4/22 W, 9-2 Northern Colorado	Fayetteville			5/2 W, 11-4 *LSU	Fayetteville
		4/23 W, 9-1 Northern Colorado	Fayetteville			5/2 L, 0-5 *LSU	Fayetteville
		4/25 L, 4-12 *Ole Miss	Oxford, Miss.			5/3 L, 3-4 *LSU	Fayetteville
		4/26 W, 13-11 *Ole Miss (10)	Oxford, Miss.			5/8 L, 1-2 *Alabama	Tuscaloosa, Ala.
		4/27 W, 12-4 *Ole Miss	Oxford, Miss.			5/9 L, 6-8 *Alabama	Tuscaloosa, Ala.
		4/30 W, 14-6 Missouri State	Fayetteville			5/10 L, 5-6 *Alabama	Tuscaloosa, Ala.
		5/2 L, 7-11 *Alabama	Fayetteville			5/12 W, 3-2 Oral Roberts	Fayetteville
		5/3 L, 6-11 *Alabama	Fayetteville			5/14 L, 5-7 *Ole Miss	Fayetteville
		5/4 W, 5-4 *Alabama	Fayetteville			5/15 L, 3-9 *Ole Miss	Fayetteville
		5/9 W, 12-11 *South Carolina	Fayetteville			5/16 L, 3-16 *Ole Miss	Fayetteville
		5/10 W, 6-3 *South Carolina	Fayetteville			5/20 W, 8-5 !Florida	Hoover, Ala.
		5/11 W, 4-2 *South Carolina	Fayetteville			5/21 L, 1-2 !Georgia (10)	Hoover, Ala.
		5/12 W, 12-3 Mississippi Valley State	Fayetteville			5/22 W, 10-7 !Florida	Hoover, Ala.
		5/15 L, 5-6 *Mississippi State	Starkville, Miss.			5/23 L, 1-11 !Vanderbilt (7)	Hoover, Ala.
		5/16 L, 5-6 *Mississippi State	Starkville, Miss.			5/29 W, 10-3 +Washington St.	Norman, Okla.
		5/17 W, 15-10 *Mississippi State	Starkville, Miss.			5/30 W, 17-6 +Oklahoma	Norman, Okla.
						5/31 W, 11-0 +Oklahoma	Norman, Okla.
						6/5 W, 7-2 \$Florida St.	Tallahassee, Fla.
						6/6 W, 9-8 \$Florida St.	Tallahassee, Fla.
						6/13 W, 10-6 %Cal St. Fullerton	Omaha, Neb.
						6/15 L, 1-9 %LSU	Omaha, Neb.
						6/17 W, 4-3 %Virginia (12)	Omaha, Neb.
						6/19 L, 5-14 %LSU	Omaha, Neb.

* SEC Game
! SEC Tournament
+ NCAA Norman Regional
\$ NCAA Tallahassee Super Regional
% College World Series



For the first time in Arkansas baseball history, the Hogs had first-round picks in the Major League Baseball Draft in consecutive years when Logan Forsythe went to the San Diego Padres in 2008.

2010 OPPONENTS





2010 OPPONENTS



ALABAMA

March 26-28, 2010

Fayetteville, Ark. (Baum Stadium)

Location.....Tuscaloosa, Ala.
Enrollment 25,580
Nickname.....Crimson Tide
ConferenceSoutheastern (Western Division)
Colors.....Crimson and White
PresidentDr. Robert E. Witt
Athletic Director Mal Moore
Stadium.....Sewell-Thomas Stadium (6,571)
Dimensions (L-R) 325-400-325
Press Box Phone..... 205-348-4927

2009 Record (Overall).....37-21
2009 Record (Conference)18-11
2009 NCAA TournamentClemson Regional
Head Coach Mitch Gaspard
Alma Mater/Year.....UL Lafayette, 1988
Overall Record 211-128
Record at SchoolFirst Season
Assistant CoachesDax Norris
Kyle Bunn
Baseball Office Phone..... 205-348-4029
Starters Returning/Lost.....6/3
Pitchers Returning/Lost.....1/2
Lettermen Returning/Lost.....14/13
Newcomers 15
Top Returners..... Taylor Dugas, OF
Jake Smith, INF/RHP
Ross Wilson, INF
Series Record Alabama, 38-21
Last Meeting..... ALA, 6-5 (5/10/09 at Alabama)

Baseball SID Barry Allen
SID Office Phone 205-348-8836
SID E-mail ballen@ia.ua.edu
SID Fax..... 205-348-8840
Website rolltide.com



Mitch Gaspard
Head Coach



Jake Smith
Sr. • INF/RHP



John Pawlowski
Head Coach



Hunter Morris
Jr. • INF



AUBURN

April 30-May 2, 2010

Fayetteville, Ark. (Baum Stadium)

Location.....Auburn, Ala.
Enrollment 24,137
Nickname.....Tigers
ConferenceSoutheastern (Western Division)
Colors.....Burnt Orange and Navy Blue
PresidentDr. Ed Richardson
Athletic Director Jay Jacobs
Stadium.....Plainsman Park (4,096)
Dimensions (L-R) 315-385-331
Press Box Phone..... 334-844-4138

2009 Record (Overall).....31-25
2009 Record (Conference)11-19
2009 NCAA TournamentDNQ
Head CoachJohn Pawlowski
Alma Mater/Year.....Clemson, 1996
Overall Record 369-217-1
Record at School31-25
Assistant Coach.....Scott Foxhall
Baseball Office Phone..... 334-844-4975
Starters Returning/Lost.....7/2
Pitchers Returning/Lost.....11/4
Lettermen Returning/Lost.....23/9
Newcomers 16
Top Returners..... Brian Fletcher, OF
Hunter Morris, INF
Trent Mummey, OF
Series RecordAuburn, 33-29
Last Meeting..... ARK, 12-6 (3/22/09 at Auburn)

Baseball SID Dan Froehlich
SID Office Phone 334-844-9803
SID E-mail froehdp@auburn.edu
SID Fax..... 334-844-9807
Website auburntigers.com



BALL STATE

Feb. 19-21, 2010

Fayetteville, Ark. (Baum Stadium)

Location.....Muncie, Ind.
Enrollment 17,728
Nickname.....Cardinals
ConferenceMid-American
Colors.....Cardinal and White
President Dr. Jo Ann M. Gora
Athletic Director Tom Collins
Stadium.....Ball Diamond (1,700)
Dimensions (L-R) 330-400-330
Press Box Phone..... 765-285-8932

2009 Record (Overall).....26-25
2009 Record (Conference)14-10
2009 NCAA TournamentDNQ
Head Coach Greg Beals
Alma Mater/Year.....Kent State, 1995
Overall Record 214-173
Record at School 214-173
Assistant Coaches Mike Stafford
Alex Marconi
Baseball Office Phone..... 765-285-1425
Starters Returning/Lost.....6/2
Pitchers Returning/Lost.....8/6
Lettermen Returning/Lost.....16/10
Newcomers 13
Top Returners.....Zach Dygert, C
Ian Nielsen, INF
Kolbrin Vitek, RHP/INF
Series RecordFirst meeting
Last Meeting.....First meeting

Baseball SID Matt McCollester
SID Office Phone 765-285-8242
SID E-mail mjmccollete@bsu.edu
SID Fax..... 765-285-8929
Website ballstatesports.com



Greg Beals
Head Coach



Kolbrin Vitek
Jr. • RHP/INF

**CALIFORNIA**

March 5-7, 2010

Berkeley, Calif. (Evans Diamond)

Location.....Berkeley, Calif.
 Enrollment 35,409
 Nickname.....Golden Bears
 Conference Pacific-10
 Colors.....Blue and Gold
 Chancellor.....Robert Birgeneau
 Athletic DirectorSandy Barbour
 Stadium.....Evans Diamond (2,500)
 Dimensions (L-R)320-395-320
 Press Box Phone.....510-642-3098


2009 Record (Overall).....24-29
 2009 Record (Conference)9-18
 2009 NCAA TournamentDNQ
 Head CoachDavid Esquer
 Alma Mater/Year.....Stanford, 1987
 Overall Record287-265-2
 Record at School287-265-2
 Assistant CoachesDan Hubbs

Tony Arnerich

Baseball Office Phone.....510-643-6006
 Starters Returning/Lost.....N/A
 Pitchers Returning/Lost.....N/A
 Lettermen Returning/Lost.....14/6
 NewcomersN/A
 Top Returners.....Mark Canha, OF/INF
 Brian Guinn, INF
 Danny Oh, OF

Series RecordTied, 2-2
 Last Meeting.....ARK, 13-3 (3/8/09)

Baseball SIDScott Ball
 SID Office Phone510-643-1741
 SID E-mail.....sball@berkeley.edu
 SID Fax.....510-643-7778
 Websitecalbears.com



David Esquer
Head Coach



Mark Canha Jr. • OF/INF

**CENTENARY**

March 30-31, 2010

Fayetteville, Ark. (Baum Stadium)

Location.....Shreveport, La.
 Enrollment873
 Nickname.....Gents
 ConferenceSummit League
 Colors.....Maroon and White
 PresidentDr. B. David Rowe
 Athletic DirectorDr. Tom Tallach
 Stadium.....Peyton Shehee Stadium (1,000)
 Dimensions (L-R)N/A
 Press Box Phone.....318-751-3380

2009 Record (Overall).....33-19
 2009 Record (Conference)16-10
 2009 NCAA TournamentDNQ
 Head CoachEd McCann
 Alma Mater/Year.....SE Oklahoma State, 1977
 Overall Record263-345
 Record at School263-345
 Assistant CoachesMike Diaz

Jason Stephens

Baseball Office Phone.....318-869-5298
 Starters Returning/Lost.....12/7
 Pitchers Returning/Lost.....N/A
 Lettermen Returning/Lost.....N/A
 Newcomers14
 Top Returners.....Justin Kraft, RHP
 Tell Ross, INF
 Michael Tompkins, Util.

Series RecordArkansas, 30-8
 Last Meeting.....CENT, 8-3 (3/10/09 at Centenary)

Baseball SIDAllison McClain
 SID Office Phone318-869-5092
 SID E-mail.....amcclain2@centenary.edu
 SID Fax.....318-869-5138
 Websitegocentenary.com



Ed McCann
Head Coach



Michael Tompkins
Sr. • Utility

**FLORIDA**

April 23-25, 2010

Gainesville, Fla. (McKethan Stadium)

Location.....Gainesville, Fla.
 Enrollment52,112
 Nickname.....Gators
 ConferenceSoutheastern (Eastern Division)
 Colors.....Orange and Blue
 PresidentDr. J. Bernard Machen
 Athletic DirectorJeremy Foley
 Stadium.....Alfred A. McKethan Stadium (5,500)
 Dimensions (L-R)329-400-325
 Press Box Phone.....352-375-4683, x4355

2009 Record (Overall).....42-22
 2009 Record (Conference)19-11
 2009 NCAA Tournament ... Gainesville Super Regional
 Head CoachJohn Hines
 Alma Mater/Year.....Notre Dame, 1995
 Overall Record76-46
 Record at School76-46
 Assistant CoachesCraig Bell

Brad Weitzel

Baseball Office Phone.....352-375-4683, x4457
 Starters Returning/Lost.....5/4
 Pitchers Returning/Lost.....10/6
 Lettermen Returning/Lost.....20/13
 Newcomers13
 Top Returners.....Josh Adams, INF
 Matt den Dekker, OF
 Preston Tucker, INF

Series RecordArkansas, 21-19
 Last Meeting.....ARK, 10-7 (5/22/09 at SEC)

Baseball SIDJohn Hines
 SID Office Phone352-375-4683, x6130
 SID E-mail.....johnh@gators.uua.ufl.edu
 SID Fax.....352-375-4809
 Websitegatorzone.com



Kevin O'Sullivan
Head Coach



Matt den Dekker
Sr. • OF



2010 OPPONENTS



GEORGIA

April 16-18, 2010

Fayetteville, Ark. (Baum Stadium)

Location..... Athens, Ga.
Enrollment 34,180
Nickname..... Bulldogs
Conference Southeastern (Eastern Division)
Colors..... Red and Black
President Dr. Michael F. Adams
Athletic Director Damon Evans
Stadium..... Foley Field (3,291)
Dimensions (L-R) 350-404-314
Press Box Phone..... 706-542-6161

2009 Record (Overall) 38-24
2009 Record (Conference) 15-15
2009 NCAA Tournament Tallahassee Regional
Head Coach David Perno
Alma Mater/Year..... Georgia, 1991
Overall Record 289-208-1
Record at School 289-208-1
Assistant Coaches Jason Eller
Brady Wiederhold

Baseball Office Phone 706-542-7971
Starters Returning/Lost..... 4/5
Pitchers Returning/Lost..... 10/4
Lettermen Returning/Lost..... 19/14
Newcomers 15
Top Returners..... Justin Grimm, RHP
Levi Hyams, INF
Colby May, INF

Series Record Arkansas, 20-16
Last Meeting..... ARK, 2-0 (4/19/09 at Georgia)

Baseball SID Christopher Lakos
SID Office Phone 706/542-7994
SID E-mail clakos@sports.uga.edu
SID Fax..... 706-542-7993
Website georgiadogs.com



David Perno
Head Coach



Justin Grimm
Jr. • RHP



Ritch Price
Head Coach



Tony Thompson
Jr. • INF



KANSAS

March 2, 2010

Fayetteville, Ark. (Baum Stadium)

Location..... Lawrencen, Kan.
Enrollment 30,102
Nickname..... Jayhawks
Conference Big 12
Colors..... Crimson and Blue
Chancellor..... Bernadette Gray-Little
Athletic Director Lew Perkins
Stadium..... Hoglund Ballpark
Dimensions (L-R) 330-392-330
Press Box Phone..... 785-864-4037

2009 Record (Overall) 39-24
2009 Record (Conference) 15-12
2009 NCAA Tournament Chapel Hill Regional
Head Coach Ritch Price
Alma Mater/Year..... Williamette, 1978
Overall Record 817-617-2
Record at School 242-193-1
Assistant Coaches Ryan Graves
John Szeftc

Baseball Office Phone 785-864-7907
Starters Returning/Lost..... 6/3
Pitchers Returning/Lost..... 8/4
Lettermen Returning/Lost..... 19/10
Newcomers 8
Top Returners..... Travis Blankenship, LHP
Brett Bochy, RHP
Tony Thompson, INF

Series Record Arkansas, 33-13
Last Meeting..... ARK, 9-8 (2/25/09)

Baseball SID Mike Cummings
SID Office Phone 785-864-3575
SID E-mail mtc@ku.edu
SID Fax..... 785-864-7944
Website kuathletics.com



KENTUCKY

April 2-4, 2010

Fayetteville, Ark. (Baum Stadium)

Location..... Lexington, Ky.
Enrollment 27,000
Nickname..... Wildcats
Conference Southeastern (Eastern Division)
Colors..... Blue and White
President Dr. Lee T. Todd, Jr.
Athletic Director Mitch Barnhart
Stadium..... Cliff Hagan Stadium (3,000)
Dimensions (L-R) 340-390-310
Press Box Phone..... 859-257-9011

2009 Record (Overall) 28-26
2009 Record (Conference) 12-18
2009 NCAA Tournament DNQ
Head Coach Gary Henderson
Alma Mater/Year..... San Diego State, 1984
Overall Record 28-26
Record at School 28-26
Assistant Coaches Brad Bohannon
Brian Green

Baseball Office Phone 859-257-8052
Starters Returning/Lost..... 8/2
Pitchers Returning/Lost..... 9/4
Lettermen Returning/Lost..... 20/11
Newcomers 13
Top Returners..... Chris Bisson, INF
Alex Meyer, RHP
James Paxton, LHP

Series Record Arkansas, 26-17
Last Meeting..... ARK, 14-5 (3/18/01 at Kentucky)

Baseball SID Brent Ingram
SID Office Phone 859-257-3838, x8504
SID E-mail brent.ingram@uky.edu
SID Fax..... 859-323-4310
Website ukathletics.com



Gary Henderson
Head Coach



Alex Meyer
So. • RHP

**LSU**

March 19-21, 2010

Baton Rouge, La. (Alex Box Stadium)

Location.....Baton Rouge, La.
 Enrollment 27,992
 Nickname..... Fighting Tigers
 ConferenceSoutheastern (Western Division)
 Colors.....Purple and Gold
 PresidentDr. John V. Lombardi
 Athletic Director Joe Alleva
 Stadium..... Alex Box Stadium (9,200)
 Dimensions (L-R) 330-405-330
 Press Box Phone..... 225-578-4149

2009 Record (Overall).....56-17
 2009 Record (Conference)20-10
 2009 NCAA TournamentNCAA Champions
 Head Coach Paul Mainieri
 Alma Mater/Year.....Florida International, 1980
 Overall Record 998-553-6
 Record at School 134-62-2
 Assistant Coaches David Grewe

Javi Sanchez

Baseball Office Phone 225-578-4148
 Starters Returning/Lost.....8/8
 Pitchers Returning/Lost.....10/6
 Lettermen Returning/Lost.....19/14
 Newcomers 14
 Top Returners..... Blake Dean, INF
 Anthony Ranaudo, RHP
 Matty Ott, RHP

Series Record LSU, 49-22
 Last Meeting..... LSU, 14-5 (6/19/09 at CWS)

Baseball SID Bill Franques
 SID Office Phone 225-578-2527
 SID E-mail..... wfranqu@lsu.edu
 SID Fax..... 225-578-1861
 Website lsusports.net



Paul Mainieri
Head Coach



Blake Dean
Sr. • INF

**LOUISIANA TECH**

May 11, 2010

North Little Rock, Ark. (Dickey-Stephens Park)

Location.....Ruston, La.
 Enrollment 11,500
 Nickname..... Bulldogs
 Conference Western Athletic
 Colors.....Blue and Red
 PresidentDr. Dan Reneau
 Athletic Director Bruce Van De Velde
 Stadium..... Pat Patterson Park (3,000)
 Dimensions (L-R) 315-385-325
 Press Box Phone..... 318-257-3144

2009 Record (Overall).....29-22
 2009 Record (Conference)13-11
 2009 NCAA TournamentDND
 Head CoachWade Simoneaux
 Alma Mater/Year.....Nicholls State, 1984
 Overall Record 175-213
 Record at School 175-213
 Assistant Coaches Brian Rountree

Fran Andermann

Baseball Office Phone 318-257-4111
 Starters Returning/Lost..... N/A
 Pitchers Returning/Lost..... N/A
 Lettermen Returning/Lost..... N/A
 Newcomers N/A
 Top Returners..... Devon Dageford, OF
 Mike Jefferson, LHP
 Jeb Stefan, RHP

Series Record Arkansas, 20-3
 Last Meeting..... ARK, 9-8 (2/29/08)

Baseball SID John Sella
 SID Office Phone 318-257-5071
 SID E-mail..... jsella@latech.edu
 SID Fax..... 318-257-3757
 Website latechsports.com



Wade Simoneaux
Head Coach



Devon Dageford
Sr. • OF

**McNEESE STATE**

March 23-24, 2010

Lake Charles, La. (Cowboy Stadium)

Location.....Lake Charles, La.
 Enrollment8,645
 Nickname.....Cowboys
 ConferenceSouthland
 Colors.....Blue and Gold
 PresidentDr. Robert Hebert
 Athletic DirectorTommy McClelland
 Stadium.....Cowboy Diamond (2,000)
 Dimensions (L-R) 330-400-330
 Press Box Phone..... N/A

2009 Record (Overall).....21-30
 2009 Record (Conference)10-22
 2009 NCAA TournamentDND
 Head CoachTerry Burrows
 Alma Mater/Year..... N/A
 Overall Record N/A
 Record at School N/A
 Assistant CoachesClay Van Hook

Bubbs Merrill

Baseball Office Phone 337-475-5482
 Starters Returning/Lost..... N/A
 Pitchers Returning/Lost..... N/A
 Lettermen Returning/Lost..... N/A
 Newcomers N/A
 Top Returners..... Taylor Freeman, C
 Steven Irvine, INF
 Lee Orr, INF

Series Record Arkansas, 3-2
 Last Meeting..... ARK, 7-2 (2/25/04)

Baseball SID Louis Bonette
 SID Office Phone 337-475-5207
 SID E-mail..... lbonette@mcneese.edu
 SID Fax..... 337-475-5202
 Website mcneesesports.com



Terry Burrows
Head Coach



Taylor Freeman
Sr. • C

**OLE MISS**

May 7-9, 2010

Oxford, Miss. (Oxford-University Stadium)

Location..... Oxford, Miss.
 Enrollment 18,344
 Nickname..... Rebels
 Conference Southeastern (Western Division)
 Colors..... Cardinal Red and Navy Blue
 Chancellor..... Dr. Dan Jones
 Athletic Director Pete Boone
 Stadium..... Oxford-University Stadium (10,323)
 Dimensions (L-R) 330-390-330
 Press Box Phone..... 662-915-7858

2009 Record (Overall).....44-20
 2009 Record (Conference)20-10
 2009 NCAA Tournament ...Oxford Super Regional
 Head Coach Mike Bianco
 Alma Mater/Year..... LSU, 1989
 Overall Record 461-274-1
 Record at School 361-203-1
 Assistant Coaches Carl Lafferty

Matt Mossberg

Baseball Office Phone 662-915-6643
 Starters Returning/Lost.....5/4
 Pitchers Returning/Lost.....6/7
 Lettermen Returning/Lost.....17/16
 Newcomers 15
 Top Returners.....Drew Pomeranz, LHP
 Matt Smith, Util.
 Matt Snyder, DH

Series Record Arkansas, 33-27
 Last Meeting.....OM, 16-3 (5/16/09)

Baseball SID Bill Bunting
 SID Office Phone 662-915-7522
 SID E-mail wbunting@olemiss.edu
 SID Fax..... 662-915-7006
 Website olemisssports.com



Mike Bianco
Head Coach



Drew Pomeranz
Jr. • RHP

**MISSISSIPPI STATE**

April 9-11, 2010

Starkville, Miss. (Polk-DeMent Stadium)

Location..... Starkville, Miss.
 Enrollment 18,601
 Nickname..... Bulldogs
 Conference Southeastern (Western Division)
 Colors..... Maroon and White
 President Dr. Mark E. Keenum
 Athletic Director Greg Byrne
 Stadium..... Polk-DeMent Stadium (15,000)
 Dimensions (L-R) 330-390-326
 Press Box Phone..... 662-325-3776

2009 Record (Overall).....25-29
 2009 Record (Conference)9-20
 2009 NCAA TournamentDNQ
 Head Coach John Cohen
 Alma Mater/Year..... Mississippi State, 1990
 Overall Record 346-226-1
 Record at School25-29
 Assistant Coaches Butch Thompson

Lane Burroughs

Baseball Office Phone 662-325-3597
 Starters Returning/Lost.....6/3
 Pitchers Returning/Lost.....9/8
 Lettermen Returning/Lost.....17/15
 Newcomers 13
 Top Returners.....Connor Powers, INF
 Nick Routt, RHP
 Russ Sneed, INF

Series Record Mississippi State, 42-29
 Last Meeting.....MSU, 12-4 (3/29/09)

Baseball SID Joe Dier
 SID Office Phone 662-325-8040
 SID E-mail jbdier@athletics.msstate.edu
 SID Fax..... 662-325-3600
 Website mstateathletics.com



John Cohen
Head Coach



Connor Powers
Sr. • INF

**MISSOURI STATE**

April 28, 2010

Fayetteville, Ark. (Baum Stadium)

Location.....Springfield, Mo.
 Enrollment 22,938
 Nickname..... Bears
 Conference Missouri Valley
 Colors..... Maroon and White
 PresidentDr. Michael T. Nietzel
 Athletic Director Kyle Moats
 Stadium..... Hammons Field (8,000)
 Dimensions (L-R) 315-400-330
 Press Box Phone.....417-863-0395, x3070

2009 Record (Overall).....34-20
 2009 Record (Conference)17-5
 2009 NCAA TournamentDNQ
 Head Coach Keith Guttin
 Alma Mater/Year..... Missouri-St. Louis, 1978
 Overall Record 938-573
 Record at School 938-573
 Assistant Coaches Brent Thomas

Paul Evans

Jon Ubbenga

Baseball Office Phone 417-836-5242
 Starters Returning/Lost.....5/4
 Pitchers Returning/Lost.....8/4
 Lettermen Returning/Lost.....17/9
 Newcomers 9
 Top Returners.....Aaron Meade, LHP
 Kevin Medrano, INF

Series Record Arkansas, 46-20
 Last Meeting.....ARK, 10-0 (3/25/09)

Baseball SID Ben Adamson
 SID Office Phone 417-836-4584
 SID E-mail benadamson@missouristate.edu
 SID Fax..... 417-836-4868
 Website missouristatebears.com



Keith Guttin
Head Coach



Aaron Meade
Jr. • LHP



NEW MEXICO

April 13-14, 2010

Fayetteville, Ark. (Baum Stadium)

Location..... Albuquerque, N.M.
Enrollment 25,767
Nickname..... Lobos
Conference Mountain West
Colors..... Cherry and Silver
President Dr. David Schmidly
Vice President for Athletics..... Paul Krebs
Stadium..... Isotopes Park (11,124)
Dimensions (L-R) 340-400-340
Press Box Phone..... 505-222-4093

2009 Record (Overall) 37-20
2009 Record (Conference) 15-8
2009 NCAA Tournament DNP
Head Coach Ray Birmingham
Alma Mater/Year..... New Mexico State, 1978
Overall Record 802-275-2
Record at School 71-45
Assistant Coaches Ken Jacome
Chad Tidwell

Baseball Office Phone 505-925-5720
Starters Returning/Lost..... 5/5
Pitchers Returning/Lost..... 5/4
Lettermen Returning/Lost..... 18/15
Newcomers 23
Top Returners..... Ryan Honeycutt, OF
Rafael Neda, C
Max Willett, OF

Series Record Arkansas, 3-1
Last Meeting..... ARK, 5-2 (2/29/04)

Baseball SID Daniel Archuleta
SID Office Phone 505-925-5854
SID E-mail archie84@unm.edu
SID Fax..... 505-925-5529
Website golobos.com



Ray Birmingham
Head Coach



Rafael Neda
Jr. • C



Sunny Golloway
Head Coach



Ryan Duke
Jr. • RHP



Rob Walton
Head Coach



Seth Furmanek
Sr. • C



OKLAHOMA

May 18, 2010

Norman, Okla. (Mitchell Park)

Location..... Norman, Okla.
Enrollment 30,092
Nickname..... Sooners
Conference Big 12
Colors..... Crimson and Cream
President David Boren
Athletic Director Joe Castiglione
Stadium..... L. Dale Mitchell Park (2,700)
Dimensions (L-R) 335-411-225
Press Box Phone..... 405-325-8363

2009 Record (Overall) 43-20
2009 Record (Conference) 17-10
2009 NCAA Tournament Norman Regional
Head Coach Sunny Golloway
Alma Mater/Year..... Oklahoma Christian, 1984
Overall Record 505-254
Record at School 170-98-1
Assistant Coaches Tim Tadlock
Mike Bell

Baseball Office Phone 405-325-8354
Starters Returning/Lost..... 4/5
Pitchers Returning/Lost..... 7/8
Lettermen Returning/Lost..... 17/15
Newcomers 19
Top Returners..... Garrett Buechele, INF
Ryan Duke,
Casey Johnson

Series Record Arkansas, 14-9
Last Meeting..... ARK, 11-0 (5/31/09 at Oklahoma)

Baseball SID Craig Moran
SID Office Phone 405-325-8231
SID E-mail cmoran@ou.edu
SID Fax..... 405-325-7623
Website soonersports.com

2010 OPPONENTS



ORAL ROBERTS

April 20, 2010

Fayetteville, Ark. (Baum Stadium)

Location..... Tulsa, Okla.
Enrollment 3,100
Nickname..... Golden Eagles
Conference Summit League
Colors..... Navy Blue, Vegas Gold and White
President Dr. Mark Rutland
Athletic Director Mike Carter
Stadium..... J.L. Johnson Stadium (2,418)
Dimensions (L-R) 330-400-330
Press Box Phone..... 918-495-7165

2009 Record (Overall) 33-15
2009 Record (Conference) 16-2
2009 NCAA Tournament Tempe Regional
Head Coach Rob Walton
Alma Mater/Year..... Oklahoma State, 1986
Overall Record 254-97
Record at School 254-97
Assistant Coaches Ryan Folmar
Ryan Neill
Wes Davis

Baseball Office Phone 918-495-7130
Starters Returning/Lost..... 5/4
Pitchers Returning/Lost..... 2/3
Lettermen Returning/Lost..... 14/11
Newcomers 19
Top Returners..... Seth Furmanek, C
P.J. Sequeira, OF

Series Record Arkansas, 62-34
Last Meeting..... ARK, 3-2 (5/12/09)

Baseball SID Cris Belvin
SID Office Phone 918-495-7181
SID E-mail cbelvin@oru.edu
SID Fax..... 918-495-7142
Website orugoldeneagles.com



2010 OPPONENTS



SAINT LOUIS

April 7, 2010

Fayetteville, Ark. (Baum Stadium)

Location.....St. Louis, Mo.
Enrollment 12,733
Nickname..... Billikens
Conference Atlantic 10
Colors..... Royal Blue and White
President Lawrence J. Biondi S.J.
Athletic Director Chris May
Stadium.....The Billiken Sports Center (500)
Dimensions (L-R) 330-403-330
Press Box Phone..... 314-808-4868

2009 Record (Overall)30-25
2009 Record (Conference)12-13
2009 NCAA TournamentDNQ
Head Coach Darin Hendrickson
Alma Mater/Year..... SIU Edwardsville, 1992
Overall Record 544-228
Record at School54-54
Assistant Coaches..... Kevin Moulder
Will Bradley
Baseball Office Phone 314-977-3172
Starters Returning/Lost.....7/2
Pitchers Returning/Lost..... N/A
Lettermen Returning/Lost..... 18/6
Newcomers 12
Top Returners.....Ben Braaten, C
Bryant Cotton, RHP
Zach Miller, INF
Series Record Arkansas, 8-0
Last Meeting..... ARK, 6-4 (3/20/02)

Baseball SID Brian Kunderman
SID Office Phone 314-977-3346
SID E-mail..... bkunderm@slu.edu
SID Fax..... 314-977-3178
Website SLUBillikens.com



Darin Hendrickson
Head Coach



Ben Braaten
Sr. • C



Ray Tanner
Head Coach



Jackie Bradley, Jr.
So. • OF



SOUTH CAROLINA

Mary 14-16, 2010

Fayetteville, Ark. (Baum Stadium)

Location..... Columbia, S.C.
Enrollment 25,077
Nickname..... Gamecocks
Conference Southeastern (Eastern Division)
Colors..... Garnet and Black
President Dr. Harris Pastides
Athletic Director Eric Hyman
Stadium..... Carolina Stadium (6,400)
Dimensions (L-R) 325-400-325
Press Box Phone..... 803-777-6648

2009 Record (Overall)40-23
2009 Record (Conference)17-13
2009 NCAA Tournament Greenville Regional
Head Coach Ray Tanner
Alma Mater/Year..... North Carolina State, 1980
Overall Record 975-439-3
Record at School 580-266
Associate Head Coach Chad Holbrook
Assistant Coach..... Mark Calvi
Baseball Office Phone 803-777-7830
Starters Returning/Lost.....6/3
Pitchers Returning/Lost.....11/7
Lettermen Returning/Lost.....19/11
Newcomers 16
Top Returners..... Jackie Bradley, Jr., OF
Blake Cooper, RHP
Whit Merrifield, INF/OF
Series Record Arkansas, 29-19
Last Meeting..... ARK, 7-4 (4/5/09 at SC)

Baseball SID Andrew Kitick
SID Office Phone 803-777-5204
SID E-mail..... kitick@mailbox.sc.edu
SID Fax..... 803-777-2967
Website gamecocksonline.com



SOUTH DAKOTA STATE

March 9-10, 2010

Fayetteville, Ark. (Baum Stadium)


Location..... Brookings, S.D.
Enrollment 12,376
Nickname..... Jackrabbits
Conference Summit League
Colors..... Yellow and Blue
President Dr. David Chicoine
Athletic Director Justin Sell
Stadium..... Erv Huether Field (500)
Dimensions (L-R) N/A
Press Box Phone..... N/A

2009 Record (Overall)26-30
2009 Record (Conference)17-10
2009 NCAA TournamentDNQ
Head Coach Ritchie Price
Alma Mater/Year..... Kansas, 2007
Overall Record26-30
Record at School26-30
Assistant Coaches..... Ryan Overland
Jake Angier
Baseball Office Phone 605-688-5027
Starters Returning/Lost..... N/A
Pitchers Returning/Lost..... N/A
Lettermen Returning/Lost..... N/A
Newcomers N/A
Top Returners..... Joel Blake, Util
Mike Robinson, LHP
Jesse Sawyer, INF
Series Record Arkansas, 2-0
Last Meeting..... ARK, 20-4 (3/5/08)

Baseball SID Jason Hove
SID Office Phone 605-688-4623
SID E-mail..... jason.hove@sdstate.edu
SID Fax..... N/A
Website gojacks.com



Ritchie Price
Head Coach



Joel Blake
Jr. • Utility





Zach Lawson
Asst. MRD

Arkansas Baseball Media Relations Contact

Assistant Media Relations Director
Zach Lawson will handle all media requests regarding Arkansas Razorback Baseball during the 2010 season. Media members can expect updated notes and statistics prior to each series.

Contact Information:

Office479-575-7089
Cell479-595-2358
E-mailzlawson@uark.edu
Fax479-575-7481
Press Box479-575-4141

Mailing Address:

Media Relations Department
University of Arkansas
131 Barnhill Arena
Fayetteville, AR 72701
(same for overnight)

Arkansas Athletic Media Relations

The University of Arkansas Athletic Media Relations Office is located on the north side of Barnhill Arena with office hours from 8 a.m. to 5 p.m., Monday through Friday. You can often reach us at Barnhill after hours, but if not, please leave a message on our voice mail system.

Interview Policy

Please direct all requests for interviews with coaches and players to Zach Lawson. Members of the Arkansas coaching staff are generally available on weekday mornings and are available after games. All Arkansas practices are conducted at Baum Stadium at George Cole Field and are open to the public and media. Razorback players are available for interviews before and after scheduled practices. Post-game interviews are conducted outside the Arkansas dugout and members of the Arkansas Media Relations Office will assist. In the event of a double header, the only Arkansas player available for interviews is the starting pitcher of game one. The Arkansas clubhouse is off limits to the media at all times.

Credentials

Members of the media should contact Zach Lawson to request season or individual game credentials for Razorback Baseball home games. Individual game requests should be made no later than noon (CT) the day before the scheduled contest and should be directed to the Media Relations Office at 479-575-2751 or sent by e-mail to Lawson. Credential requests for away games should be made to the media relations contact of the home team.

E-mail Updates

Members of the media may request they be added to the Arkansas Media Relations baseball e-mail group. Subscribers will receive game notes, game stories and other information. To subscribe, send a request to Zach Lawson. Please identify yourself and your organization in your request as this service is only available to members of the media.

Gameday Media Services

The Arkansas Media Relations staff provides scorecards, rosters, updated statistics and results for each team in the Baum Stadium press box prior to each home game. Box scores, play-by-play and any postgame notes are disseminated approximately 10 minutes after the conclusion of the game. An Associated Press-style game story is also produced by the Media Relations Office. Members of the media may request these stories be sent to their organization via e-mail by contacting a member of the Media Relations Office.

Wi-Fi

The Baum Stadium press box is equipped with wireless internet for use by the media. Please contact a member of the Arkansas Media Relations Office for a user name and password.

Live Radio/TV

The University of Arkansas Athletics Department retains all copyrights to its home events. All visiting radio stations must contact Director of Broadcasting Chuck Barrett 48 hours prior to make arrangements. Non-conference opponents may be subject to line charges as well as rights fees. Other stations requesting a phone line should contact SBC directly. Requests for live or tape-delayed television rights should be made in advance, and in writing, to Barrett.

IP-Based Streaming

The Arkansas Athletics Department retains all streaming rights for its home events. Shared streams may be provided to opponents on a reciprocating basis. Please contact Assistant Athletic Director for New Media Bill Smith for any requests for IP-based data, audio or video streaming.

Facilities/Parking

The Arkansas Baseball team conducts all practices and all games at Baum Stadium at George Cole Field. Baum Stadium is located just off Razorback Road south of 6th Street. Game Day parking for the media is located in the parking lot directly in front of the Randal Tyson Track Center behind home plate of Baum Stadium. Only cars with a parking credential will be allowed access to the parking lot.

Photographers

No cameras are allowed on the Baum Stadium playing surface during games. Photographers are encouraged to use the photo wells at the end of each dugout.

2010 Baseball Media Guide

The 2010 edition of the Arkansas Baseball Media Guide was written, typeset and edited by Assistant Media Relations Director Zach Lawson. Editorial assistance provided by Associate Athletic Director Kevin Trainor and Assistant Athletic Director Bill Smith. Thanks to the baseball staff for their input and assistance. Photography by Wesley Hitt, Sara Blancett, Gary Yandell, Walt Beazley, Cleveland Indians, Kevin Clark of University Bus Lines and the Arkansas Athletic Department archives. Special thanks to family and friends who provided summer ball photography. This book was printed by MultiAd in Peoria, Ill.



On the Web

Daily information regarding the Arkansas Baseball team is just a click away. To keep up with all the baseball action throughout the season with athlete and coach bios, statistics, fact sheets, releases, records and more, visit the online home of Razorback baseball at...

ARKANSASRAZORBACKS.COM

The Official Site of Arkansas Athletics

ARKANSASRAZORBACKS.COM

Presented by

[RSS Feed](#)
[Live Stats](#)
[Audio](#)
[Video](#)
[Twitter](#)
[Photos](#)
[Email](#)

[THE RAZORBACKS](#)
[SCHEDULES](#)
[TICKETS](#)
[FANS](#)
[SHOP](#)
[DONATE](#)
[FACILITIES](#)
[TRADITIONS](#)
[FOR RECRUITS](#)
[THE DEPARTMENT](#)

Home > The Razorbacks > Baseball

ARKANSAS BASEBALL

NEWS | ROSTER | COACHES | SCHEDULE | STATS

Rankings pile up for Razorback baseball

02.01.10
In the latest preseason polls, Arkansas is ranked No. 15 by the NCBWA and Rivals.com. [MORE](#)

BASEBALL NEWS

Meet the Razorbacks Day set for Feb. 6

Baseball begins practice season indoors

Preseason rankings continue for Arkansas

Bolsinger named to NCBWA watch list

RAZORVISION
Dave Van Horn Season Wrap Up Press Conference

SIGN IN | EMAIL | PASSWORD | >

Sign Up | More Info | Renew | Live Events Schedule

ADVERTISEMENT

Drive one.

GREEN, SMART, SAFE, and QUALITY built.

[Click Here for Savings](#)

ARKANSAS RAZORBACKS OFFICIAL ONLINE STORE

\$4.99 3-DAY SHIPPING ANY SIZE ORDER - [CLICK HERE TO SHOP](#)

ADVERTISEMENT

2010 BASEBALL MEET THE RAZORBACKS DAY

PLAYERS, COACHES, DIAMOND BOLLS, R.B.I. GIRLS, AND RIBBY THE MASCOT!

WHERE: NWA MALL CENTER COURT
WHEN: SATURDAY FEB. 6TH, 2010 4:00-6 P.M.

Northwest Arkansas Media Outlets

Northwest Arkansas Times

Chip Souza - Sports Editor.....479-872-5131

Arkansas Democrat-Gazette

Northwest Arkansas Bureau479-770-8469

Nate Allen Sports Services

Nate Allen.....479-442-5536

Arkansas Sports 360

Chris Bahn (NW Arkansas)479-595-9360

Jim Harris (Central Arkansas).....501-372-1443

Arkansas News Bureau (Little Rock)

Harry King501-370-0860

KFSM-TV (CBS)

John Engleman - Sports Director479-521-1330

KHOG-TV (ABC)

Mark Lericos - Sports Director479-521-1010

KNWA-TV (NBC) (Fox)

Jason Carroll - Sports Director479-684-4423

Hawks Illustrated (Specialty Publication)

Clay Henry - Editor.....479-872-5177

Arkansas Traveler (University)

Matt Watson - Sports Editor479-575-7051

Southwest Times Record

Scott Faldon - Sports Editor479-785-7753

KFSM-TV (CBS)

Fort Smith Bureau.....479-783-1191

KHBS-TV (ABC)

Fort Smith479-783-8133

UATV-TV (University)

Larry Foley - Faculty Manager.....479-575-3601

Associated Press

Noah Trister800-715-7291



RAZORBACK BASEBALL RADIO NETWORK

For the 19th-consecutive season, every pitch of the Arkansas baseball season can be heard on the Razorback Radio Network. The Network spans the state of Arkansas and can also be heard in neighboring states as well across the globe via the internet.

The Razorback Baseball Radio Network is one of the largest collegiate baseball radio networks in the nation. With more than 20 affiliates, Razorback baseball games are never more than a dial away no matter where an Arkansas fan resides.

Chuck Barrett returns to the booth for his 19th season as the network's play-by-play announcer. Barrett has called nearly every pitch since the network's inception in 1992 and his voice has become synonymous with Arkansas baseball. Barrett is joined in the booth by former Arkansas Sports Information Director Rick Schaeffer who returned to Razorback baseball broadcasts in 2001 after a five-year absence. Schaeffer handles color analyst duties for most games but has filled in for the occasional play-by-play spot when Barrett has been unavailable.

In 2007, the Razorback Baseball Radio Network added a Hispanic broadcast for select home games. The games are voiced by Carlos Chicas and Jose Lopez who have worked with Arkansas to bring women's soccer, women's basketball, football and baseball to the Latino community in Northwest Arkansas.



Chuck Barrett during one of his many radio broadcasts.

Chuck Barrett

Chuck Barrett is in his third year as a full-time member of the Arkansas Athletic Department but his affiliation with the University goes back to 1992.

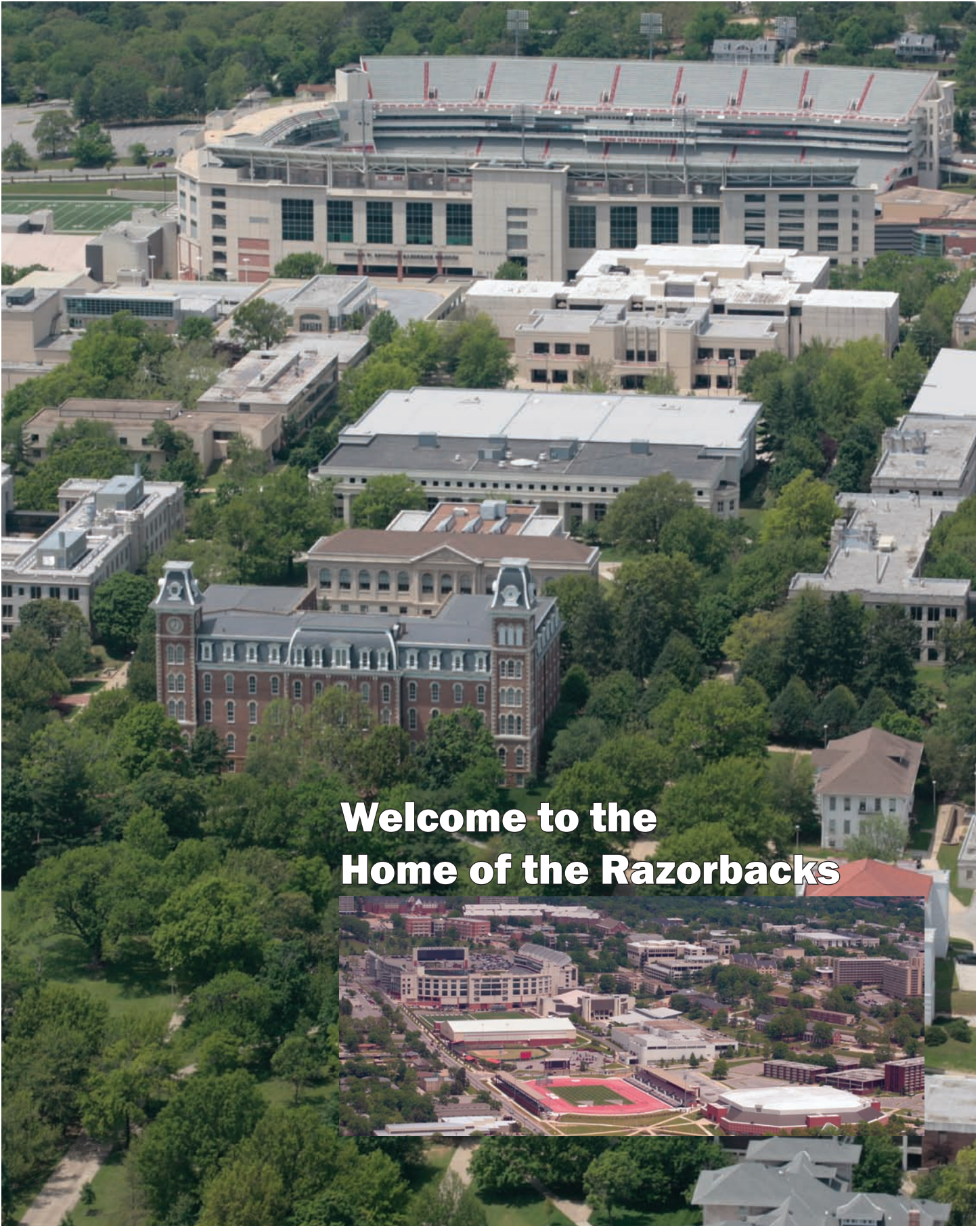
Arkansas' Director of Broadcasting handles radio play-by-play duties for football and baseball. He is also the host of The Bobby Petrino Show, a speaker at Razorback Club meetings and handles all voice-over work for the athletic department, in addition to other duties.

Barrett originally hails from Clarksville, Ark., and has been a part of the Arkansas Razorback Sports Network football radio broadcasts for 16 years in a variety of roles. He has handled Razorback baseball radio play-by-play for the past 18 seasons.

Prior to joining the Arkansas staff, he was a radio talk show host for Citadel Broadcasting for 15 years.

Barrett, who is married to Precious, is a board member of the Brandon Burlsworth Foundation and of Pagnozzi Charities.





**Welcome to the
Home of the Razorbacks**



The University of ARKANSAS

The University of Arkansas is one of America's leading land-grant universities, and despite tough economic times nationwide Chancellor G. David Gearhart is optimistic: "There has never been a better time to be a student at the University of Arkansas."

The students and faculty have never been more academically accomplished, the university's facilities have never been more sophisticated, the research done on campus has never been more innovative. The more than 19,000 students have satisfied the highest academic standards in the university's history, while also being the most diverse student body ever on campus.

The 2009-10 academic year will be very challenging for everyone in higher education, especially students and their families, but the University of Arkansas is in a strong position to meet those challenges. The University avoided increasing student tuition for the first time in 24 years, thanks to careful budgeting and generous financial support from the state of Arkansas, alumni and university donors, as well as from the Department of Athletics. Chancellor Gearhart has also placed a priority on providing more scholarship support for students who are struggling to afford a university education.

The University of Arkansas, as a land-grant university, strives to fulfill a three-fold mission of teaching, research and service. The Fayetteville campus also serves as the flagship institution of the University of Arkansas system, which includes branch universities and the University of Arkansas for Medical Sciences. The University of Arkansas, as lead campus, serves as the state's major center of professional education, as the state's main source of theoretical and applied research and as a major engine for economic growth.

We Prepare Students to Succeed

At the University of Arkansas, we strive for excellence in everything we do, and we achieve it with nationally ranked academic programs as well as with our athletic teams. Here, successful students will join with other graduates to succeed as business executives, scientists, engineers, teachers, writers and Olympians.

Arkansas' true success is measured by its students. In the past 10 years, Arkansas has brought home more than its share of the nation's most prestigious undergraduate awards. In 2001-2002 the University of Arkansas was the only public or private institution in the country to have Rhodes, Marshall, Goldwater, Udall, NSF and James Madison recipients in the same academic year. The university continues each year to add to the overall total of highly competitive post-graduate awards won by Arkansas students. Walk through campus on Senior Walk. It features the names of all our graduates -- more than 120,000 of them. You will immediately feel connected to the pride, quality and tradition that go with an Arkansas degree.

World-Class Faculty

At Arkansas, excellence begins in the classrooms and laboratories. Faculty members value research and the creation of knowledge, knowing that investigating the unknown translates into first-rate teaching. They publish nearly 100 books each year, participate in conferences around the world, file patents for their innovative projects and win prestigious honors and awards.

World-Class Facilities

Over \$700 million in construction projects were completed on campus in the past decade, are now under construction or are in the planning stages. These include plans to upgrade or renovate several of our historic buildings. The university is also engaged in an ambitious program to improve the energy efficiency of 35 of our buildings, in an on-going effort to create a sustainable campus.

Old Main

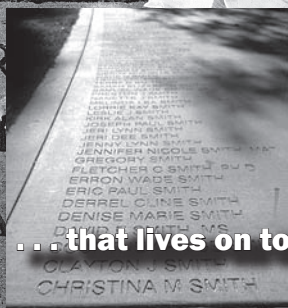
One of the original buildings of Arkansas' campus, Old Main symbolizes the strong connection to the past and the focus upon the future which come together in the present at the University of Arkansas. Completed in 1876, Old Main stood the test of time until the mid-1980s when age and modern building codes threatened to send it to the wrecking ball as it did its sister building at the University of Illinois. A major fund-raising campaign by alumni totally renovated Old Main. Reopening in 1992, the building maintains the feel of a Victorian-era building with high ceilings and elaborate wooden trim. Just below the surface of the period hardwood floors, Old Main is hard-wired to the internet and built to last well into its second century.

Even with renovation, Old Main remained unfinished until 2006. One of the gifts during the Campaign for the Twenty-First Century specified the installation of a clock, originally planned for the blank faces of the south tower.

As mentioned, Old Main was built from shared plans with its counterpart on the Illinois campus, with one important difference. The north tower of Arkansas' Old Main is taller than the south tower. Legend says this was symbolic of the Civil War as the lead engineer was a northern veteran.



The link to the past...



...that lives on today

Senior Walk

The University of Arkansas is proud to be the last university in the nation maintaining what once was a common tradition of etching its graduates' names into the campus sidewalks. The 100,000th graduate's name went down in cement during the 1990s. Senior Walk stretches over five miles of campus sidewalks. The story of Senior Walk is a perfect example of how the University of Arkansas brings its commitment to the past together with innovations for the future. When the costs involved in hand-etching names into concrete forced numerous other universities to give up, the University of Arkansas turned to its physical plant and engineering school grads to create a one-of-a-kind computerized sandblasting machine -- the SandHog. Each summer, the SandHog roars across the front lawn of Old Main, etching the names of graduates into sidewalks.

J. William Fulbright College of Arts and Sciences

The J. William Fulbright College of Arts and Sciences is named after former University President and U.S. Senator J. William Fulbright. The College, which includes the School of Social Work, offers degrees in the liberal arts, which span everything from ancient




Egyptian dynasties to the latest discoveries in nanotechnology. Fulbright College students uncovered the world's largest nautiloid fossil, an eight-foot specimen that lived 325 mil-

lion years ago and was found buried in a culvert near Fayetteville.

Our graduates are known throughout the world. We can thank alumnus Robert Maurer for the revolution in communications made possible by his invention of fiber optic cable.

The College consists of 19 departments in the arts, sciences, humanities, and social sciences. Our flourishing honors program is built on the continuing success of our students. They regularly win competitive national awards, such as Marshall Scholarships, Barry Goldwater Scholarships, and NSF Fellowships. The College offers the premier Sturgis Fellowship for undergraduates.



World-Class Support

Investment in the future is critical, and the unprecedented Campaign for the Twenty-First Century that concluded in 2006 resulted in a billion dollar infusion of gifts to the University of Arkansas. The effort included the largest single gift to a U.S. public university in the history of American philanthropy: a \$300 million gift from the Walton Family Charitable Trust. Primary among the programs created by the Walton gift was the designation of \$200 million toward the establishment of the Honors College.

That kind of commitment from the state and the region is not uncommon. It was the effort of the city of Fayetteville and Washington County in submitting the highest bid to



the state in the 1870s that resulted in the University of Arkansas opening its doors here on Jan. 22, 1872.

Broad range of degrees


At Arkansas, students can major in one of over 120 undergraduate disciplines, many of which prepare them for entry into graduate studies ranging from law to medicine.

Nine Colleges and Schools: One University

The University has five colleges and four schools to provide a wide range of majors, from agricultural business to biological engineering, from architecture to nursing, from transportation and logistics to international relations, all taught by nationally acclaimed faculty.

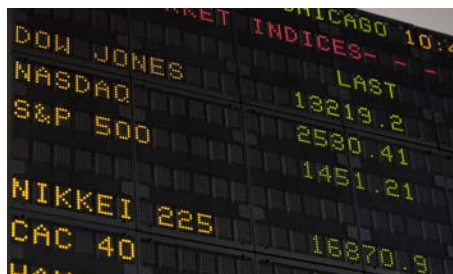
A program in nanoscience that combines students and faculty in physics and engineering has made the university the leader in production of nanomaterials for universities across the country.

No matter what students choose to study the University of Arkansas has the programs, the faculty and the facilities to prepare them for the careers they want in the future.



Sam M. Walton College of Business

The Sam M. Walton College of Business is ranked among the top 25 public business schools in the United States. Named in honor of the world's most successful retailer and his family's generous 1998 gift of \$50 million, the Walton College is Arkansas' flagship business school. The college offers two bachelor's degrees in six disciplines: accounting, economics, finance, information systems, manage-



ment, and marketing and logistics, as well as five master's degrees, including the MBA, and two Ph.D. programs. In 2003, the Walton College introduced an innovative new business curriculum that integrates the business disciplines and better prepares its student for jobs. By connecting these disciplines, students see the big picture of a business. The college seeks to provide each student with experiences in and out of the classroom that simulate actual business so they are prepared for real-world and global opportunities. Established in 1926, the Walton College has been accredited by the AACSB International since 1931.



College of Engineering

You're competitive. You like a challenge. You like being part of a team. If this sounds like you, then check out the College of Engineering at the University of Arkansas.

Why choose engineering? It's a broad, flexible field full of diverse options. You can

choose to work in a corporation, pursue entrepreneurial research or apply your engineering background to a career in law, medicine or business. Whichever career path you choose, your engineering degree will prepare you to analyze situations and solve problems. You'll also be highly employable. According to the American Society for Engineering Education,



starting salaries for engineers' average around \$50,000.

Why choose the College of Engineering at the University of Arkansas? We're the only comprehensive engineering program in the state that offers undergraduate, graduate and doctoral degrees in seven different disciplines. We're also ABET-accredited, which means that your degree is recognized and respected by industry and academia.

Our low undergraduate student-to-faculty ratio (16 to 1) results in plenty of one-on-one coaching opportunities. Even as an undergrad, you'll work elbow to elbow with nationally and internationally recognized faculty and researchers.

Incoming freshmen benefit from the support of our Freshman Engineering Program. This program provides proactive support to students through orientation, peer mentoring, tutoring and supplemental instruction,



academic advising, basic career advising, and academic skills development.

The 2,300 students, 15,650 alumni and 200 faculty and staff members are passionately pursuing our goal of becoming and being perceived as one of the top-tier graduate and undergraduate engineering programs in the United States. We'd love for you to join our team.

Dale Bumpers College of Agricultural, Food and Life Sciences

If you are interested in plants, animals, business, the natural environment or the human environment — Bumpers College has a major for you. You'll be surprised at the diversity of our majors.



Bumpers College includes the School of Human Environmental Sciences, with popular majors such as Apparel

University of Arkansas Undergraduate Areas of Study

Dale Bumpers College of Agricultural, Food and Life Sciences

Agricultural Business
Agricultural Education, Communications, & Technology
Agricultural Communications (minor)
Agricultural Education (minor)
Agricultural Systems Technology Management (minor)
Animal Science
Apparel Studies
Biological Engineering
Crop Biotechnology (minor)
Crop Management
Entomology (minor)
Environmental, Soil and Water Science
Equine Science (minor)
Food, Human Nutrition and Hospitality
Food Science
General Foods and Nutrition (minor)
General Human Environmental Sciences

Global Agricultural, Food and Life Sciences (minor)
Horticulture (minor)
Horticulture, Landscape and Turf Sciences
Human Development and Family Sciences (minor)
Human Development, Family Sciences and Rural Sociology
Interior Design
Journalism (minor)
Landscape Horticulture (minor)
Pest Management (minor)
Plant Pathology (minor)
Poultry Science
Turf Management (minor)
Wildlife Habitat (minor)

Fay Jones School of Architecture

Architecture
Architectural Studies

Landscape Architecture
Landscape Arch. Studies

J. William Fulbright College of Arts and Sciences

African American Studies
American Studies
Anthropology
Arabic (minor)
Art
Art History (minor)
Asian Studies
Biology
Business
Chemistry
Classical Studies
Communication
Computer Science
Criminal Justice
Drama
Earth Science
Economics
English
European Studies
French
Gender Studies (minor)
Geography
Geology
German
Historic Preservation (minor)
History
International Relations
Japanese (minor)
Journalism
Latin American and Latino Studies
Legal Studies (minor)
Mathematics
Medieval and Renaissance Studies (minor)
Middle East Studies
Music
Philosophy
Physics
Political Science
Pre-Dentistry

Pre-Education
Pre-Law
Pre-Medicine
Psychology
Religious Studies (minor)
Russian Studies
Social Work
Sociology
Spanish
Statistics (minor)

Sam M. Walton College of Business
Accounting
Business Economics
Enterprise Resource Planning (minor)
Finance
Financial Economics (minor)
Information Systems
International Business
Management
Marketing

Transportation (minor)
Transportation and Logistics

College of Education and Health Professions

Childhood Education
Communication Disorders
Elementary Education
Health Science
Human Resource Development
Kinesiology
Nursing
Recreation

College of Engineering

Biological Engineering
Chemical Engineering
Civil Engineering
Computer Engineering
Electrical Engineering
Industrial Engineering
Mechanical Engineering



Studies; Human Nutrition, Hospitality and Restaurant Management; Interior Design; Human Development, Family Sciences and Rural Sociology; and General Human Environmental Sciences. Our Equine Program attracts students from many different majors. A Pre-Vet option is offered in both Poultry Science and Animal Science. Other popular majors are Agricultural Business; Environmental, Soil and Water Science; Food Science; Horticulture, Landscape and Turf Sciences; Crop Management; and Agricultural Education, Communication and Technology. Our Honors Program and Global Studies Program provide opportunities for students to spread their wings. Students come first in Bumpers College, which provides a family-like atmosphere.



College of Education and Health Professions

The College of Education and Health Professions, which includes the Eleanor Mann School of Nursing, prepares the professionals who touch people's lives every day - teachers, coaches, nurses, speech pathologists, counselors, school administrators and specialists in health science, exercise and recreation. The college's mission is to enhance the quality of life of the people of Arkansas, the nation and the world through the development of scholar-practitioners in education, health and human services.

Our students are involved in the community in many ways, including educating elementary children about health care at fairs sponsored by the Eleanor Mann School of Nursing and working as classroom teaching interns in local school districts.

Students enjoy hands-on learning in such partnerships with school districts and through research with faculty members. Research includes examining school reforms, studying treatment methods to reduce hospital stays for chronic diseases and learning about language acquisition by children.

Faye Jones School of Architecture

The Fay Jones School of Architecture, named for one of the foremost architects of the 20th century, enjoys a national reputation for producing outstanding designers who are well prepared for professional practice in architecture and landscape architecture. Fay Jones was a member of the School's first graduating class and later served on the faculty and as the school's first dean. He received

the AIA Gold Medal in 1990 at a White House ceremony; in 2000 the AIA ranked his Thorncrown Chapel in Eureka Springs as the fourth-best building by an American architect in the twentieth century.

Current faculty members continue to win national and international acclaim for their work. Students gain hands-on experience at the school's community design center, which has won numerous national and international design and teaching awards, and Garvan Woodland Gardens, the school's woodland botanical garden in Hot Springs. International study programs in Rome, Mexico City, and summer field studies in Europe also expand our students' perspective.



Honors College

One of the major benefits of the \$300 million Walton gift was the dedication of \$200 million for the Honors College to fund undergraduate University of Arkansas Honors College fellowships (\$50,000 for four years), to establish special study abroad and undergraduate research opportunities, and to support outstanding faculty in their research and honors teaching efforts.

The Honors College serves all undergraduate majors. Honors students enjoy small classes, priority registration, special housing, increased interaction with faculty, and enhanced opportunities for hands-on research.

Within the college, the Scholarship Office and the Office of Post-Graduate Fellowships provide additional services. Promising high school seniors are assisted with their applications for the many available Sturgis, Bodenhamer, Boyer, and University of Arkansas Honors College fellowships, as well as Chancellor's and University scholarships.



Fulbright Peace Fountain

Honoring J. William Fulbright, the 41-foot fountain is the heart of a main plaza behind Old Main. A bronze statue of the former UA president and world-renowned U.S. Senator stands facing the fountain. Inset, former President Bill Clinton speaks at the dedication of the statue.

School of Law

Named by U.S. News and World Report among the "most diverse" law schools in America, the School of Law builds on more than 80 years of tradition and alumni success to promote professionalism, civility and leadership. Our students follow a rigorous course of study that prepares them for success in law practice, business, public service and more. Whether pursuing a J.D. or an LL.M. in the nation's only agricultural law program, students have the opportunity to expand and refine their lawyering skills - and to serve their community and state - through the Legal Clinic, an active and effective pro bono program and various skills courses. Students also may participate in the publication of one of three law journals - Arkansas Law Review, Journal of Food Law & Policy and Journal of Islamic Law & Culture. The law school's outstanding faculty not only nurtures and challenges our students, but is committed to research and outreach. A recently completed expansion of the law center includes a state-of-the-art courtroom and classrooms, two-story entrance hall, reading room, conference room and coffee shop, making it one of the most striking buildings on campus and a popular gathering place for the university community.





Dr. G. David Gearhart, Chancellor

Dr. G. David Gearhart became the fifth chancellor of the University of Arkansas on July 1, 2008, following 10 years of service to the university in his capacity as vice chancellor for university advancement. During that decade leading up to his appointment as the campus' chief executive, he was the architect of the Campaign for the Twenty-First Century – the largest, most successful capital campaign in Arkansas history, which raised more than \$1 billion for academic programs and increased the endowment from \$119 million to almost \$900 million.

A native of Fayetteville, Ark., Chancellor Gearhart was born and raised in the shadow of Old Main. An alumnus of the university whose name is twice inscribed on Senior Walk for the law degree (J.D.) and doctor of education degree (Ed.D.) he earned, Gearhart feels that his entire adult life has prepared him for this singular honor and challenge.

"I believe the ultimate success of the University of Arkansas will be measured to a large extent on how it demonstrates its usefulness to society," Gearhart says. "Of all of the rich contributions that America has bestowed on the world, American higher education is among the most important. Our colleges and universities have become, perhaps, the most vital expression of the American political and social philosophy."

The path that would lead him back to his alma mater began in 1976, when Gearhart became assistant to the president at Westminster College in Fulton, Mo., where he received his baccalaureate two years earlier. In 1977, he was appointed the director of development at Westminster and led fundraising efforts for The Winston Churchill Memorial and Library. Thus was launched a nationally respected career in university advancement.

In 1978, he returned to his native state to become vice president for development at Hendrix College. After four years at Hendrix, Gearhart returned home for the first time when he was selected to be the director of development at the University of Arkansas. In this role, he spearheaded the Campaign for Books, which added more than 100,000 volumes to the University of Arkansas Library.

In 1985, Gearhart took another career leap in being appointed vice president for development and university relations at The Pennsylvania State University. Three years later, he was promoted to senior vice president, responsible for the external relations programs for 23 campuses statewide. While at Penn State, he launched a major capital campaign, which raised in excess of \$352 million. Total private gifts to

Penn State during his 11 years at the university surpassed \$950 million, and Gearhart's division was cited three times by the Council for Advancement and Support of Education (CASE) with its grand gold medal, awarded to the nation's top advancement program.

In 1995, Gearhart joined the international consulting firm of Grenzbach, Glier, and Associates as senior vice president and managing director, but stayed closely connected to advancing the mission of higher education. The Chicago-based philanthropic management firm has hundreds of clients in the United States, Canada and Europe, and fundraising goals in excess of \$40 billion. Clients managed by Gearhart included nearly two dozen non-profit organizations, colleges and universities, among them American University, Brigham Young University, Rutgers University, University of Alabama, University of Connecticut, University of Miami (Fla.), University of Pittsburgh and University of Washington.

In 1998 Gearhart once again returned to his native state as vice chancellor for university advancement at the University of Arkansas. He was responsible for development, alumni relations, constituent relations, special events and university relations programs. Arguably, his most significant impact in this role was the stunningly successful Campaign for the Twenty-First Century, a billion-dollar capital campaign that concluded in June 2005 with the University of Arkansas taking its place as one of only 13 public universities at that time to have exceeded a billion dollars raised.

The centerpiece of this campaign was a \$300 million gift from the Walton Family Charitable Support Foundation, the largest gift ever made to a public university. The direct results of Gearhart's leadership in this effort included the creation of 132 new endowed faculty positions, 1,738 new student scholarship and fellowship funds, dozens of new and renovated facilities and classrooms, and growth of the overall endowment from \$119 million in 1998 to nearly \$900 million by the time he assumed the chancellorship.

In every imaginable way, the university was transformed by this campaign.

"At the University of Arkansas our ultimate purpose is to improve the human condition, to make life better for our citizens and our state and to contribute to the general welfare of our nation," says Gearhart. "Thanks in part to the Campaign for the Twenty-First Century, we've become recognized as a rising star as a major public research university in a state where higher education must play an increasingly larger role in the lives of its citizens. Working with our sister public institutions and in partnership with our own university system, we must work hard and smart to increase the college participation rate and to strengthen the quality of Arkansas' higher education. We must be seen as enthusiastic leaders in this venture, all in a time of diminished public resources nationally that will not make it easy, but a challenge that we at the university must embrace."

Gearhart was named a distinguished alumnus of his undergraduate alma mater, Westminster College, in 1992, and the same year was named a Fulbright Scholar and studied at Oxford University, Merton College in Oxford, England. In 1996, he was named an honorary alumnus of Penn



State, where he finished his doctoral coursework in higher education administration.

In addition to his responsibilities as chancellor, Gearhart is a tenured member of the faculty in the College of Education and Health Professions, holding the rank of professor. A nationally respected expert in capital campaigns, he is the author of two books, *The Capital Campaign in Higher Education* and *Philanthropy, Fund Raising and the Capital Campaign*, as well as numerous articles.

Among his current professional affiliations, Gearhart serves as vice president of the University of Arkansas Fayetteville Campus Foundation, is a member of the board of advisors for the Arkansas World Trade Center, is a member of the Northwest Arkansas Council, and is a member of the advisory board of the Pryor Center for Oral and Visual History. He also is a licensed attorney in the state of Arkansas.

Gearhart is married to the former Jane Brockmann, whom he married in 1974. They have two children: Katy, who is a graduate of Penn State University currently working as a speech pathologist; and Brock, a graduate of the University of Arkansas who is now a vice president of investments for Greenwood and Associates.

Gearhart's late father, George A. Gearhart, was publisher of the Northwest Arkansas Times in Fayetteville. His mother, Joan Gearhart Havens, lives in Fayetteville.

"I have many dreams and aspirations that I've long held for the University of Arkansas," Gearhart says, "and I look forward in the months and years ahead to sharing that vision and working with our outstanding students, faculty, staff, alumni and friends, and certainly the board of trustees, on reaching our lofty goals and realizing the full potential of our university."

Howard Brill, Faculty Athletics Representative

In his 15th year as the university's faculty representative for athletics is Howard W. Brill. A law professor at Arkansas since 1975, Brill served as the interim dean of the UA Law School during 2005-06. He previously served as a member of the Faculty Athletics Committee from 1991-94 and was on a special committee to prepare the SEC's Gender Equity Policy in the spring of 1994. He chaired Arkansas' NCAA Self-Study committee (1998) and co-chaired the second Self Study Committee (2004).

Brill is a 1965 graduate of Duke and earned his law degree at Florida in 1970. He received his Master's of law degree at Illinois in 1979. Brill has written two books on Arkansas law and has received several

awards honoring his teaching. He is licensed to practice law in Arkansas, Florida and Illinois; he is on the Professional Ethics Committee and the state Judicial Ethics Advisory Committee.

He is the Vincent Foster Professor of Legal Ethics and Professional Responsibility. Along with other courses, he teaches Baseball and the Law. He has served on the Governor's Code of Ethics Commission and as a Special Justice of the Arkansas Supreme Court.

Active in community service, Brill has served as chairman of the City of Fayetteville's Civil Service Commission, has coached youth soccer and basketball and is a Sunday School teacher. He and his wife Katherine have three children, Christian, Elizabeth and Andrew.



Student - Athlete Academic Support and Achievement



Melissa Harwood-Rom
Associate Athletic Director
for Student-Athlete Support Services

STUDENT-ATHLETE ACADEMIC SUPPORT AND ACHIEVEMENT MISSION STATEMENT

The primary focus of the Razorback Student-Athlete Academic Support and Achievement Program is to provide the student-athlete with the opportunity to develop the skills necessary to be a success in college and in life. This is accomplished through superior academic counseling, life skills training and preparation to enter the job market upon graduation.


The Bogle Academic Center

There is no higher priority for the University of Arkansas Athletic Department than the academic progress of its scholar-athletes. Thanks to the generous gift of Bob and Marilyn Bogle, the home of the Razorback Athletic Department's Student-Athlete Academic Support and Achievement program is the Bob and Marilyn Bogle Academic Center. The 15,000-square foot Bogle Academic Center is located in the east side of Donald W. Reynolds Razorback Stadium. Under the overall direction of Senior Associate Athletic Director Jon Fagg, the Bogle Academic Center houses the Arkansas Razorbacks Academic Support Program, the Razorback Office of Student Life and the Career Development Program.

Associate Athletic Director for Student-Athlete Support Services Melissa Harwood-Rom oversees the staff of professionals dedicated to directing student-athletes to reach their personal academic goals, and to do so in ways that balance their academic, athletic and personal lives.



Travis Sample (left), named to the SEC Spring Academic Honor Roll, and Zack Cox (right), a member of the SEC Freshman Academic Honor, were two of the 14 Arkansas baseball student-athletes to be recognized by the conference for their academic performance in 2009.



Student-Athlete Academic Support and Achievement Services

The Mission Statement for the Razorback Student-Athlete Academic Support and Achievement division -- SAASA -- speaks for itself, but the improvements and achievements of the Razorbacks over the past academic year are what is most important.

At Arkansas, academic services are not just good grades and eligibility. Along with 18 of 19 teams exceeding the NCAA standard for APR, Razorbacks earned some of the highest conference and national academic honors in the 2008-09 year including a pair of Southeastern Conference Scholar-Athletes of the Year

It is also not about honoring the "A" student. Arkansas Athletics is committed to every single athlete improving his or her academic performance every semester, working to achieve academic "personal bests" with each class just the same as we would expect our athletes to hit personal records in competition.



University of Arkansas Academic Game Plan for Graduation

Student-athletes are expected to meet specific academic criteria in order to maintain eligibility. This is easily achieved by following the Academic Game Plan created by the Student-Athlete Academic Support and Achievement team.

The SAASA designs programs and sets specific goals to help student-athletes achieve academic success. An example of a key goal is the successful completion of 30 hours of coursework during each academic year. By maintaining this course load, Razorback athletes not only stay on track to graduate in four years, but easily meet eligibility requirements set by the NCAA.



Study Hall and Tutors

A quiet setting for uninterrupted study, the Bogle Academic Center provides three types of study hall space. The computer lab (above) has over 30 stations for individual computer-based study. An open study hall is available for group or individual study, and monitored by staff members of the SAASA. There are 17 individual study carrels that provide space for tutors to meet with student-athletes for individual instruction in specific subjects.

Each Razorback team sets its own criteria for study hall attendance. The use of tutors is a key element for academic success, allowing for individualized assistance and for reaching academic excellence in advanced subjects.



Honors and Awards

Academic Excellence Program

Recognition for Razorback athletes who exceed a 3.0 GPA each fall and spring semester.

Academic Champions

Razorbacks who scored perfect 4.0 grades for the semester

Athletic Director's List

Razorbacks with grades from 3.50 to 3.99

Athletic Department Honor Roll

Razorbacks with grades from 3.00 to 3.49

Lon Farrell Award

Presented to the graduating Razorback athlete each spring semester with the highest cumulative GPA.

Brandon Burlsworth Award

Voted on by the university faculty as the outstanding former non-scholarship student-athlete.

Hard Working Hog

Recognizing achievement of new personal academic bests each semester.

SEC Academic Honor Roll

Earning a 3.0 GPA or above for two consecutive semesters or cumulative 3.00 GPA.



In addition to helping their team advance to the College World Series, baseball student-athletes Scott Limbocker (left) and James McCann (right) achieved great things in the classroom and were named to the University of Arkansas' Athletic Department's Chancellor's List for the 2009 spring semester.

Athletic Department Academic Champions

Spring 2009

Nanar Airpetian, women's tennis, international business; Jessica Bachkora, softball, kinesiology; Gina Bargiachi, swim/dive, art; Lane Boyer, men's track, geology; Stephanie Carr, swim/dive, recreation; Jessica Clark, swim/dive, nursing; Tara Diebold, women's track, comm. disorders; Megan Fawley, soccer, elem. education; Hillary Freeman, softball, communication; Erin Gray, women's track, biology; Sarah Howard, swim/dive, journalism; Summer Jackson, swim/dive, political science; Sarah Landau, women's track, communication; Lisa Lunkenheimer, swim/dive, kinesiology; Scott Limbocker, baseball, political science; James McCann, baseball, kinesiology; Aurelija Miseviciute, women's tennis, economics; Kat Moffett, soccer, journalism; Erin Moskos, soccer, kinesiology; Erin Neumann, swim/dive, comm. disorders; Lucy Nunn, women's golf, kinesiology; Madison Palmer, swim/dive, recreation; Chase Philpot, football, engineering; Mackenzie Rhea, volleyball, biology; Genny Salvatore, gym, art; Angela Scott, women's track, Management; Mitchell Scott, men's track, journalism; Rachel Smith, soccer, apparel studies; Sandra Smith, softball, kinesiology; James Strang, men's track, English; Katie Stripling, women's track, kinesiology; Blake Strode, men's tennis, economics.

Fall 2008

Nanar Airpetian, tennis, international business; Jessica Bachkora, softball, kinesiology; Gina Bargiachi, swim/dive, art; Samantha Bolton, soccer, nursing; Jackie Booker, soccer, kinesiology; Stephanie Carr, swim/dive, journalism; Jessie Clark, swim/dive, nursing; Tara Diebold, track, comm. disorders; Megan Fawley, soccer, elem. education; Hillary Freeman, softball, communication; Sarah Gwisdala, soccer, marketing; Rachel Hawryluk, soccer, English; Sarah Howard, swim/dive, journalism; Amie Hubbard, softball, elem. education; Kayla Johnson, softball, psychology; Luke Laird, track, Horticulture; Sarah Landau, track, Communication; Scott Limbocker, baseball, political science; Lisa Lunkenheimer, swim/dive, chemistry; James McCann, baseball, kinesiology; Beth McVean, soccer, kinesiology; Sam Murphy, baseball, communication; Erin Neumann, swim/dive, comm. disorders; Madison Palmer, swim/dive, recreation; Dacia Perkins, track, marketing; Leah Pierce, swim/dive, sociology; Corinna Rees, golf, political science; Mackenzie Rhea, volleyball, undeclared; Genny Salvatore, gym, art, Lance Thompson, football, exercise science; Rachel Smith, soccer, apparel studies; Blake Strode, tennis, economics; Anouk Tigu, tennis, business.

Class Attendance

The University of Arkansas Razorback Athletic Department has an overall student-athlete class attendance policy. Student-Athletes Academic Support and Achievement assists with the enforcement of this policy through regular checks on class attendance. If traveling with a team, student-athletes notify instructors early in each semester regarding assignments or exams.

Student Life

The social and personal development of student-athletes is as important to the University of Arkansas as the academic and athletic achievement. The Office of Student Life focuses on the personal development and community service components of the NCAA CHAMPS/LifeSkills program. Training is provided in a variety of areas including financial planning, drug and alcohol education, time management, study skills and developing community service activities.

Career Development

The purpose of the Career Development Program is to assist student-athletes in making a smooth transition from the University of Arkansas into the workplace. This process begins during the freshman year with a one-hour course on career options.

Workshops are held to provide student-athletes training in resume writing, interviewing skills and etiquette. Individual assistance with locating summer internships and job placement gives student-athletes a head start into their chosen careers.



Arkansas Razorbacks in the Community

Community service is a vital part of the educational process for any college student, and Razorback athletes took the lead in 2008-09 by registering a record number of hours of community service work.

The often reported bad news in college sports sometimes masks the overwhelming good things done by the vast majority of student-athletes.

Among the programs that built the more than 2,500 volunteer hours performed in the past academic year:

Participation in the campus-wide clean-up after the disastrous ice storm of the winter of 2009.

Going out to area elementary schools to support the Book Hogs reading program and the Sweat Hogs physical education awareness program.

Individual team projects ranging from volunteering at the Fayetteville Public Library, working with Habitat for Humanity, assisting with area shelters or helping the local youth programs like the Scouts.

The quiet efforts of our 19 Razorback teams have a long-lasting impact on the youth of our state. The incredible positive benefit of the time spent by the Razorbacks helping the community pays tremendous dividends, not only for the University of Arkansas, but for the entire state.

And while we focus here on the positive benefits for the fresh young faces who receive an autograph or a kind word of encouragement from a Razorback, we know that there is a considerable impact upon our student-athletes, our future leaders. The opportunity to give back impresses upon them that no matter their personal circumstances when they arrived in Fayetteville, they have a chance to not only improve their lives, but touch the lives of others.



For the second year, Razorback athletes turned out to support Lift Up America. Football player Elton Ford (above) helps load a vehicle for one of the regional charities benefiting from the gift of food

from Tyson Foods. At left, the 89 athletes from almost every Razorback team assisted in the project to combat hunger in the area.

+2,500

Community Service
Hours Performed by
Razorback
Student-Athletes
in 2008-09



One of the largest department outreach programs is Book Hogs, an elementary school reading program that takes Razorback athletes into area schools for assemblies to emphasize the power of reading. Several athletes reached out to inspire future Razorbacks with their stories of the importance of reading and studying at 13 elementary schools in the area. Above left, Michael Smith and D.J. Williams speak to more than 400 children at a local Fayetteville elementary school for a Book Hogs rally.



Football player Nick Brewer shares some putt-putt time with a young fan as a part of Make a Difference Day. Razorback athletes from all sports participated in various community service activities across the city of Fayetteville. At right, Jermaine Love works with children at the Fayetteville Public Library in the youth section.

The members of the Razorback SAAC participated in the South-eastern Conference's "Yes We CAN" drive to collect canned food items for regional food banks. Working over two weekends and incorporating home events at football, soccer and volleyball, the SAAC members gathered 10,000 pounds of non-perishable food items. In addition, the SAAC coordinated Razorback student-athletes volunteering as celebrity sackers at Fayetteville area grocery stores to raise awareness and collect more food items.



Arkansas Razorbacks: Athletes & Graduates




Katie Shepherd Allen
(BA, 1995)
NCAA Woman of the Year
for the State of Arkansas
Currently working on her
medical residency at
the Mayo Clinic
SEC 75th Anniversary
Stories of Character Honoree



"I am always proud of my degree from the University of Arkansas. I had the good fortune to go to on to UAMS in Little Rock to train in surgery after Fayetteville. When I left Little Rock to study at Cornell in New York, I was very pleased to find that my education and training at the University of Arkansas was equal to that of my colleagues from Ivy League schools. My time as a Razorback was my most life-shaping experience, and I have always been proud of how I was trained and what I learned at the University of Arkansas."

Jim Counce, M.D. (BA, 1978)
Member of 1978 Final Four Team
Cardiothoracic Surgeon





Mike Conley
(BA, 1985)

1992 Olympic Gold Medalist
Former World Record Holder
USAT&F Hall of Fame Member
Former Executive Director
Elite Athlete Programs
for USA Track & Field
Executive Director,
World Sport Chicago,
Organization leading the
Chicago 2016 Olympic bid



Members of the
Razorback Athletics
Class of 2009
celebrate at the
annual Graduate's
Reception in the
Raymond Miller
Room



Caleb Miller (BA, 1995)
Three-year starter for Razorbacks
Crip Hall and Harold Horton
awards at Arkansas
Third-round draft pick
for the Cincinnati Bengals

Who Else Graduates from the University of Arkansas?

Here's a short list of some of our numerous notable graduates:

Steve Atwater (BSBA '88), Two-time Super Bowl participant with the Denver Broncos
Regina Blakely (BA '81, JD '85), Former CBS News Reporter
George W. Haley (LLB '52), U.S. Ambassador to Gambia, brother of author Alex Haley
Jerry Jones (BA '65), Owner of the Dallas Cowboys
Ronald LeMay (BSBA '72), CEO, Sprint
Robert Maurer (BS '48), Inventor of fiber optic technology at Corning Glass
Rodney Slater (BA '80), First African-American U.S. Secretary of Transportation
Pat Summerall (BSE '53), Former CBS Sports and Fox Sports announcer
Don J. Tyson, Jr. ('52), Founder, Tyson Foods
Jim C. Walton (BSBA '71), President, Walton Enterprises
S. Rob Walton (BSBA '66), Former Chairman of the Board, Wal-Mart Stores



"The University of Arkansas isn't a huge university, but it has a huge reputation. My professors were concerned with my personal goals; concerned about how I wanted to develop as an individual. There is a great amount of one-on-one mentoring with the teachers. I think one of the greatest things about Arkansas is that you are an individual, a real person — not just an I.D. number — to the faculty and staff."

Tiffany Wright (BA, 1998)

Tiffany Wright went from 1998 NCAA Women's Final Four to graduation to sideline reporter for ESPN's coverage of the WNBA within weeks. Today, she is the sports anchor at ABC affiliate, WSOC, in Charlotte, N.C.



Jeff Long

Vice Chancellor for Intercollegiate Athletics and Director of Athletics

Entering his second full year as Vice Chancellor and Director of Athletics, Jeff Long has not only guided the University of Arkansas' Department of Intercollegiate Athletics through a period of unprecedented transition, he has transformed and revitalized a tradition-rich athletics program encompassing 19 sports and nearly 460 student-athletes. Long has not only accepted, but embraced the challenge of leading a Razorback program that serves as a source of pride for so many at the University of Arkansas, in all corners of the state and to thousands of Razorbacks all around the world.

Long has established a multi-faceted combined athletics program uniformly committed to the development of student-athletes academically, athletically and socially. A part of Chancellor G. David Gearhart's Executive Committee, Long and other members of the University's leadership team are charged with developing policies and charting the course for the future of higher education. Since his arrival, Long and his staff have re-engaged the athletic department with the University Community working to more fully integrate Razorback Athletics into the campus environment.

The success of Long's approach can be measured in part by the remarkable accomplishments of the Razorback program in his tenure. Arkansas has captured five conference championships and advanced to 25 post-season competitions while drawing more than a million fans annually to campus to cheer on the Razorbacks. In the classroom, the Razorbacks exceed national APR standards in 18 of 19 sports while nine of 15 sport programs im-

proved their team GPA from 2007-08 to 2008-09. In the community, Razorback student-athletes are more active than ever volunteering more than 2,500 hours of time in between the rigors of school and athletic practice and competition.

Administratively, landmark agreements have been negotiated with ISP and with Southeastern Conference television partners to guarantee future revenue streams and secure the financial base of the program in uncertain economic times.

Even the most optimistic outlook would have been hard pressed to foresee the level of success that the Razorback program would attain in such a short time after Long was selected to replace legendary athletic director and former Razorback football coach Frank Broyles in September of 2007. Before Long officially took the reins, the University of Arkansas announced that it would combine its previously independent men's and women's athletic programs into one combined athletic program.

Shortly after that announcement, Long was busy engineering the first coaching search of his tenure. Long not only found the next head football coach, he convinced Bobby Petrino, one of the most successful collegiate coaches in recent history, to return to the college game and to Arkansas. Long made four other head coaching hires in his first year and a half, including hiring men's track and field coach Chris Bucknam to be the successor for John McDonnell, the most successful NCAA Division I track and field coach in history. In addition, Long added head coaches Robert Pulliza (volleyball), Erin Aubry (soccer) and Mike Larabee



(softball) to the Razorback staff.

By the time, Long officially started his new position on Jan. 1, 2008, he had already accomplished a list of tasks vital to the short and long-term health of the Razorback program. He had begun the process of carefully blending the men's and women's athletic departments into one unified department and establishing a new administrative structure. Under Long's leadership, Arkansas revised policies governing class attendance, drug testing, the NCAA Opportunity fund as well as other compliance and business office procedures. The academic support services division was re-organized and a formal division of student life was created focusing on student-athlete development and community service.

Long was busy on external issues as well. In 2008, Arkansas returned to the classic Razorback logo and dropped the usage of Lady Razorbacks as a nickname for women's athletic teams. The new branding was featured in the launch of a new website ArkansasRazorbacks.com.

Long worked tirelessly to maintain long-time relationships and to forge new relationships for the benefit of the Razorback program including extending Arkansas' relationship with War Memorial Stadium in Little Rock. Perhaps his most impressive accomplishment came when he brokered a new partnership with ISP to form Razorback Sports Properties. As economic indicators were beginning to point toward challenging economic times, Long signed Arkansas to a deal that will guarantee the Razorback program \$73 million in the next 10 years.

A number of athletic facilities also saw a transformation with Bud Walton Arena undergoing extensive renovations, including replacement of the lower seating bowl and the addition of courtside seating, ribbon boards and a courtside club room. In the spring of 2009, Bogle Park, arguably the nation's best softball facility, was dedicated on the University of Arkansas campus.



Jeff Long announces the donation of \$1 million to the University of Arkansas' general fund in the summer of 2008. University Chancellor Dr. G. David Gearhart (seated) indicated the effort by athletics was crucial to the University avoiding a tuition increase for the general student body for the first time in 24 years.

“We will provide opportunities for student-athletes to achieve their fullest potential academically, athletically, and socially, while competing successfully at the highest level.”

Arkansas Vice Chancellor and Director of Athletics Jeff Long

Arkansas' program flourished in Long's first year, finishing 24th in the NACDA Directors Cup, its best finish in nearly a decade. In his first full year at the helm, Arkansas scored a program record 730 points on its way to a 25th-place finish. The back-to-back top 25 Directors Cup finishes marked only the second time in school history the Razorbacks accomplished that feat.

A veteran administrator with a track record of the highest commitment to the concept of “student-athlete,” Long has had more than two decades experience in athletic administration at the Division I level including at the University of Pittsburgh, University of Oklahoma, University of Michigan, Virginia Tech University and Eastern Kentucky University prior to arriving at the University of Arkansas. While known as an innovator in athletic department management, Long also understands the coach's perspective from time spent in coaching and administrative staff positions at Duke University, Rice University and North Carolina State University.

On the forefront of NCAA governance, Long served on the NCAA Management Council as one of the athletic administrators who oversaw the operations and regulation for Division I. His experience as an athletic director and administrator in America's most prestigious conferences – the Big 12, Big Ten, Big East, Atlantic Coast and now Southeastern Conference gives Long a uniquely informed perspective on intercollegiate athletics. During his career, Long has served in five of the six Bowl Championship Series leagues.

Prior to assuming his current roles at Arkansas, Long served for four years as the athletic

director at the University of Pittsburgh. During his tenure, Long redefined Pitt athletics, most notably through the “Quest for Excellence” campaign. Designed to enhance the student-athlete experience for Panther athletes through scholarship endowments and capital gifts for facility construction and renovation, the Quest resulted in almost \$34 million in just over two and a half years.

His commitment to building the Pitt athletics brand resulted in a new primary mark for the Panthers which returned the powerful “PITT” brand to the University of Pittsburgh. He established a partnership with adidas for uniforms and apparel for all 19 Pitt teams and an agreement with ISP Sports.

Long's four-year tenure added up to Pittsburgh becoming one of the nation's top programs, notably the Panthers' selection as the No. 17 overall program in the nation in the December 2006 Sports Illustrated on Campus' All-Sport Rankings.

As an athletic leader, Long was a key advocate for the Big East during the league's time of membership transition. Due in part to his leadership, the Big East maintained its position as a key member of the Bowl Championship System, and the Pitt Panthers earned the Big East's automatic berth in 2004 at the Tostitos Fiesta Bowl. Along with his tenure on the Executive Council, Long also served on the NCAA's Sports Wagering Task Force in 2004, and as a member of the Executive Committee of the Division I-A Athletic Directors' Association.

Before arriving at Pitt, Long was senior associate athletic director at Oklahoma for two and a half years. Responsible for the external affairs of the Sooners, he oversaw key brand areas of marketing and promotions, licensing, media relations, ticketing, radio and television rights and SoonerVision productions. In addition, Long was the primary administrator for the Sooners' highly successful football and men's basketball programs, along with sport supervision of baseball, wrestling and both golf teams.

Long's first appointment as a director of athletics was at Eastern Kentucky where he served for



The Long Family: Stephanie, Christina, Fanny and Jeff.

two and a half years. He made several revisions to the ECU athletic infrastructure and completed several facility projects. Long created the first modern corporate partner and sponsorship structure at ECU. Prior to Eastern, Long had a brief stay with Virginia Tech as an associate athletics director.

He began his career in college athletic administration at the University of Michigan, hired by legendary coach and athletics director, the late Bo Schembechler. During his seasons with the Wolverines, Long was promoted through a series of posts to the position of associate athletics director.

A former two-sport athlete at Ohio Wesleyan, Long earned seven varsity letters for the Bishops in football and baseball before completing his degree in economics in 1982. He started his post-graduate career in athletics as a graduate assistant football coach at the cradle of coaches, Miami University of Ohio. Long earned his master's in education at Miami in 1983, moving on to football staff positions at Rice, Duke and NC State prior to joining Michigan.

An Ohio native from Kettering, Long is married to the former Fanny Gellrich of Ann Arbor, Mich. The Longs have two daughters, Stephanie and Christina.





Senior Razorback Athletic Department Staff

Bev Lewis

**Associate Vice Chancellor and
Executive Associate
Athletic Director**

For almost three decades, Bev Lewis has been synonymous with the University of Arkansas, and begins her 29th season in 2009-10. She became an associate vice chancellor for the University and the executive associate athletic director of the unified Razorback Athletic Department in 2008-09.

The largest portion of her service to the university was her 19-year tenure as the Director of Women's Athletics. As a result of her strong emphasis on the classroom, Razorback female student-athletes received numerous academic honors including national academic All-American of the year, team academic national titles and the University's first two SEC/H. Boyd McWhorter Scholar-Athletes of the Year.

Her leadership was also a part of the success of the University's Campaign for the Twenty-First Century. Lewis directed Women's Athletics to over \$11.5 million in direct support for women's teams. During the campaign, Lewis received one of her greatest personal honors as Bob and Marilyn Bogle requested that Arkansas' \$6 million facility be named the Bev Lewis Center for Women's Athletics.

In 1998, she was voted into the University of Arkansas Hall of Honor by the University's letterwinners in recognition of her contributions both as a coach and an administrator.

Lewis served collegiate athletics at the highest level as an administrator, first with the NCAA Championship Cabinet and most recently on the NCAA Management Council.

Prior to assuming the duties of AD, Lewis was women's cross country and track coach. Her Arkansas coaching milestones included the first women's squad to achieve a national ranking and

the first conference championship team with the 1988 Southwest Conference Cross Country Championships.

Lewis earned her bachelor's degree from Central Michigan in 1979 and followed it with her master's from Purdue prior to her arrival at Arkansas in 1981.

Her husband, Harley, is the former athletic director at the University of Montana, former assistant director of championships with the NCAA, and development officer at Arkansas.



Chris Wyrick

**Senior Associate Athletic Director
for External Affairs**

Chris Wyrick begins his second year as the senior associate athletic director for external affairs in the University of Arkansas' Department of Intercollegiate Athletics.

Responsible for the external operations of the athletic department, Wyrick provides oversight for marketing and promotions, collegiate licensing program, and multi-media partners. He also works with the associate athletic director for finance and business in supervision of the Razorback Ticket Office.

Wyrick brings extensive experience in development and serves as the department's primary contact with the Razorback Foundation as well as assisting the athletic director with major gift fund raising.

A native of Greensboro, N.C., Wyrick joined Arkansas after two years at South Carolina where he was associate athletics director for development. With USC he helped manage a \$200 million capital campaign for athletics. He assisted in the reorganization of the Gamecock Club, resulting in an increase in revenue from \$13.8 million in fiscal 2006 to \$27.8 million in 2007.

Prior to USC, he spent six years at Vanderbilt as an administrator and a fund raiser overseeing marketing and the institution's relationship with ISP. Wyrick also managed the sports information and the ticket offices. He served as the Commodores' Executive Director of Development/National Commodore Club.

He was responsible for the major gifts aspect of athletics development, including raising funds for the Memorial Gym practice facility, the football practice facility, the baseball stadium, track and the outdoor tennis facility. In his six years, Vanderbilt

raised almost \$80 million for athletics. In his last seven months, Vanderbilt's endowment increased by almost \$15 million. In 2003, he was recognized as the National Fund Raiser of the Year for major Division I schools.

A 1992 graduate of North Carolina State with a degree in political science, Wyrick worked at NC State and Miami (Ohio) before going to Vanderbilt.

Wyrick and his wife Merrily have two daughters, Caroline and Caitlin.



Jon Fagg

**Senior Associate Athletic Director for
Compliance and Student-Athlete Services**

Overseeing all aspects of compliance and academics, Jon Fagg joined the University of Arkansas as a senior associate athletic director for compliance and student-athlete services in the summer of 2008. He serves as member of the senior management group for the Department of Intercollegiate Athletics.

Fagg's department supervision of NCAA and Southeastern Conference rules compliance and education is a new position for Arkansas. In addition to reporting directly to the vice chancellor and director of athletics, Fagg will have an informational reporting relationship on compliance issues with the University's Office of the General Counsel.

In addition to compliance, Fagg also supervises the student-athlete services depart-

ment which advises and offers support to more than 450 Razorback student-athletes.

Fagg joins the Razorback staff after spending the past seven years at North Carolina State University. Hired at North Carolina State in March 2001, he served four and half years as an assistant athletics director for compliance before being promoted to associate athletics director for compliance in the fall of 2005.

While with the Wolfpack, Fagg's responsibilities included coordinating all aspects of the NCAA compliance program, including rules education for intercollegiate staff and related university personnel, and advisement, education and interpretations regarding NCAA rules and regulations.

Prior to his tenure at North Carolina State, Fagg spent three years as the assistant athletics director for compliance at Fresno State University. He also served one year as director of compliance for the Big South Conference.

His first athletics administrative experi-

ence came at Mars Hill College where he handled compliance duties as well as serving as an assistant coach for the football team for three seasons. His coaching experience also includes a stint as an assistant coach at Davidson from February 1992 to June 1993 and as a GA coach at his alma mater, the University of Arizona, from January 1991 to February 1992.

Fagg and his wife Amanda have three children: Jon Madison and twins, Reed and Ellie.



Matt Trantham

Senior Associate Athletic Director for Internal Operations

Overseeing Razorback facilities, event management and equipment operations, Matt Trantham begins his second year at the University of Arkansas as the senior associate athletic director for internal operations.

Supervising several major projects in his first year with the Razorbacks, Trantham guided the \$2.5 million renovation of Bud Walton Arena and the \$1.3 million restoration of synthetic playing surface at Donald W. Reynolds Razorback stadium in 2008-09.

Prior to joining Arkansas, Trantham began his career with the Sooners in July 1999 as the promotions director for the athletic department where he worked with all 20 of OU's teams. He was named assistant athletic director for event

management in 2004 and was promoted to associate athletic director in 2006.

In his role as associate AD for event management, Trantham oversaw more than 500 events a year, coordinated the efforts of more than 1,500 event staff members and was responsible for activities within 13 athletic facilities. He also served as OU's liaison with all postseason events including both Big 12 and NCAA championship competitions.

In this capacity, Trantham served as tournament director for more than 25 postseason championship events including the 2006 NCAA Wrestling Championship, 2006 NCAA Baseball Regional Championship, and 2005 Big 12 Women's Gymnastics Championship.

During his tenure, he helped the Sooners to record-setting attendance figures while growing revenue and community recognition for the athletic department. Trantham managed the Premier Partners Program at OU and was re-

sponsible for \$1.2 million in annual revenues.

Prior to joining the Sooners, Trantham spent five seasons in professional sports in Washington, D.C.

Trantham earned his bachelor's of science degree in business management from Centenary College in 1990 and a master's degree in sports management from the United States Sports Academy in 1998.

Trantham and wife Kristen are parents of two sons, William Matthew and Davis Michael.



Clayton Hamilton

Associate Athletic Director & Chief Financial Officer

Clayton Hamilton returned to the University of Arkansas in January 2010 as the Athletic Department's Chief Financial Officer. A 1994 UA graduate, Hamilton worked in the private sector as well as Florida State and Colorado prior to the Razorbacks. For the previous two and a half years, Hamilton was the associate AD for business operations at Colorado. He spent over five years at Florida State, as well as working with ALLTEL and the Dallas Cowboys organization. He earned his master's at the U.S. Sports Academy in 1997 and his CPA certification in 1998. He and wife Stephanie have two daughters, Lauren and Caylee



Melissa Harwood-Rom

Associate Athletic Director for Academic Support

Serving as the lead coordinator for academic support for all 19 Razorback sports, Melissa Harwood-Rom brings over 20 years of experience at Arkansas. Joining the university in 1989 after working with football and men's basketball at Washington State, she developed the former women's athletics department academic system before being named to oversee all teams in the summer of 2008. She and university professor Curt Rom have two children, Zoe and Clio.



Chris Pohl

Associate Athletic Director for Events

A former championships director for the NCAA, Chris Pohl begins her sixth season at the University of Arkansas. She joined Arkansas in 2004 to manage marketing and promotion for the women's sports after 11 years at the NCAA. Pohl coordinates home events for the Razorbacks, taking lead on gymnastics and women's basketball among others. A 1981 graduate of Central Michigan and basketball letterwinner, she earned her master's in 1984 from Penn State.



Matt Shanklin

Associate Athletic Director for Marketing and Licensing

Working with the Razorbacks for 20 years, Matt Shanklin oversees the department's promotional efforts, licensing program and serves as a sport administrator for baseball. From 2001 to 2008 he served as general manager of Sports Shows, Inc. He is the department liaison to Razorback Sports Properties. He joined Arkansas after working at East Carolina. He and his wife, the former Missy Emmerson, are the parents of three, Jordan, Barbara and Isabella.



Tracey Stehlik

Associate Athletic Director for Compliance

Starting her 26th year with the University of Arkansas, Tracey Stehlik serves as associate athletic director for compliance. She began her career as an assistant women's basketball coach, and was a part of the staff that won the only women's hoops conference championships at Arkansas. Stehlik worked in a variety of administrative roles since leaving the court including compliance and game management. She and husband Wayne have two daughters, Mollie and Maggie.



Kevin Trainor

Associate Athletic Director for Media Relations and Communications

Starting his 15th season at Arkansas, Kevin Trainor is in his third year as associate athletic director and his 10th as the lead in the Razorback media relations office. He also serves as primary contact for Razorback football. A university graduate in journalism in 1994, he earned his masters at Arkansas in 2005. Trainor and his wife, the former Ruth Whitehead, are the parents of two daughters, Emma and Ellie.



Eric Wood

Asst. Athletic Director for Student-Athlete Development

Eric Wood joined the Razorback Athletic Department in late 2009 as the assistant athletic director for student-athlete development. Previously in charge of student-athlete programs and compliance at the Atlantic Coast Conference, Wood worked in compliance at Wake Forest and in compliance and student development at New Haven. A two-sport college athlete, Wood graduated from Sacred Heart in 1998 and earned his master's in counseling and guidance services at Clemson in 2000. Wood and his wife Celia are originally from the Bronx, N.Y.



Justin Maland

Asst. Athletic Director for Facilities

Justin Maland begins his third year as an assistant athletic director for facilities and his ninth with the Razorback athletic department. The Harrison, Ark., native was a catcher at Hendrix College, and joined Arkansas through the baseball staff in 1999. He earned his master's in sports management from Arkansas in 2001. He is married to the former Sarah Parnell, and the Maland's are the parents of two children, Macy Jane and Jack



Dr. Bill Smith

Asst. Athletic Director for New Media

Beginning his 21th year with the university, Dr. Bill Smith manages internet operations for the athletic department, ArkansasRazorbacks.com, and oversees brand compliance and printed projects. Smith earned his doctorate at the university in 1999, and has been an adjunct instructor at both Arkansas in journalism and NorthWest Arkansas Community College in history. He and his wife Libby have two children, Will and Ashley.



The Razorback Foundation, Inc.

Performing the vital role of supporting the student-athletes at the University of Arkansas with financial support, the Razorback Foundation, Inc., is in its fourth decade of working alongside the athletic department to advance Razorback Athletics.

The goal of the foundation is ensuring that the nearly 460 student-athletes at Arkansas have the equipment, facilities and overall support to achieve the goals of graduation and athletic achievement.

For the first time in school history, all 19 Razorback head coaches and members of the athletic department's executive and senior administrative staffs are members of the Razorback Foundation. The pledge of personal support by those inside the department led the way for a growth in membership that saw the membership total increase from 10,390 in November 2008 to 10,530 in June 2009.

From January to June 2009, Razorback Foundation staff visited with more than 11,000 people at 50 Razorback Club functions, ranging from chapter meetings to scholarship fundraising golf events hosted by local Razorback Clubs.

Another key factor in raising the profile of the Razorback Foundation and fostering membership growth was a renewed commitment to increasing A Club membership (former Razorback letter winners) and enhancing communication and coordination with Razorback Clubs throughout the region. To help facilitate communication with all foundation members, a new web site (RazorbackFoundation.com) was launched.

The Foundation, officially incorporated and relocated off campus in 1988, has helped provide financial aid for the construction for the Broyles Athletic Center (football and administrative offices), Charlie Baum Stadium at George Cole Field (baseball), John McDonnell Field (outdoor track and field), Randal Tyson Track Center (indoor track and field), Dills Indoor Tennis Center, the George M. Billingsley Tennis Center (outdoor tennis) and Donald W. Reynolds Razorback Stadium (football).

Mission Statement

The stated mission of the Razorback Foundation, Inc., is to support the athletic endeavors of the University of Arkansas Ra-



zorbacks. The Foundation assists our student-athletes by providing for scholarships, facilities and various programs that enable them to realize their dreams of achieving a quality college education while participating in athletics on a nationally competitive level.

Membership Levels

The opportunity to participate in the annual fund giving to the Razorback Foundation, Inc., has several levels, beginning at the \$50 Razorback level and continuing up to Broyles-Matthews Scholarship Platinum. For more information about levels of giving and benefits, please visit the foundation's website at RazorbackFoundation.com.



Harold Horton
Executive Director



Norm DeBryen
Associate Director



Sean Rochelle
Associate Director



Marvin Caston
Assistant Director



Jessica Dorrell
Assistant Director



Jackie Rollins
Chief Financial Officer



Frank Broyles Athletic Director Emeritus

With the start of 2008, the Razorback Foundation, Inc., welcomed a familiar face, a man with a high profile and a long track record in athletics -- legendary Arkansas athletic director Frank Broyles. The former national champion football coach and leader of Razorback men's athletics for almost 40 years, he closed out a 50-year career of service to the University and is now raising support for the University and the Razorback program.

A member of every significant college athletics hall of fame, Broyles was recently named to the NACDA Hall of Fame in 2008. His 19-season career as the Razorback head football coach included the 1964 National Championship, seven South-west Conference titles and a record of 144-58-5.



Jack Powers of the NIT and NACDA President Lee McElroy present Broyles with the 2007 NACDA/NIT Athletic Directors Award at the 2007 NACDA convention. Broyles was inducted into the NACDA Hall of Fame at the 2008 event.

Donita Ritchie
Administrative Assistant
to Frank Broyles

Famous Recent Razorbacks



FELIX JONES
First Round NFL
Dallas Cowboys




SHAMEKA CHRISTON
2009 WNBA All-Star
New York Liberty



RONNIE BREWER
Second Round NBA
Chicago Bulls



STACY LEWIS
LPGA Member &
T3rd '08 U.S. Open



CLIFF LEE
'08 AL Cy Young Award
Philadelphia Phillies

It's Not Just #5 & #25


In the past five years, the NFL has been Calling the Hogs in record numbers.

In 2008 alone, six Razorbacks, including two first round picks Darren McFadden (left, fourth overall pick by Oakland) and Felix Jones (above, 22nd overall by Dallas).

Over the past six years
6 First Round
20 Drafted Overall



DARREN MCFADDEN
First Round NFL
Oakland Raiders




WALLACE SPEARMON, JR.
2008 Beijing Olympics

World Class Athletes

The 2008 Beijing Olympics featured Tyson Gay (100), Wallace Spearmon, Jr. (200), Veronica Campbell-Brown (200), Nicole Teter (800), Christin Wurth-Thomas (1,500), Amy Yoder Begley (10,000), Deena Kastor (Marathon) and April Steiner Bennett (pole vault)



DEENA KASTOR
American Record
Women's Marathon



CHRISTIN WURTH-THOMAS
2008 Olympian



Recent Pros

Two of the greatest tennis players in Razorback history, Blake Strode (left) and Aurelija Miseviciute (right) swept the SEC Athlete and Student-Athlete of the Year awards in 2009 and onto the pro circuits.



Razorback Athletics: Home of Champions



Men's Golf
NCAA Runner-up



Baseball
Tie 3rd, Men's College World Series



Women's Golf
NCAA Regional



Gymnastics
Regional Champion & NCAA Super Six




Men's Outdoor Track
Regional Champion & SEC Champion



Women's Tennis
NCAA Regional & SEC West Champion



Men's Indoor Track
SEC Champion



Swim & Dive
NCAA Top 30



Women's Cross Country
Regional Champion & SEC Champion



Softball
NCAA Regional

Five NCAA Regional Champions, four Southeastern Conference titles, one NCAA national championship runner-up and a third-place tie highlighted a season of athletic achievement for the University of Arkansas. Of the 19 Razorback teams, 14 made post-season team appearances.

It all added up to a record performance in the NACDA Director's Cup for the Arkansas Athletic Department in its first full season under Jeff Long. The Razorbacks were 25th in the 2008-09 standings, and second in the nation among programs with less than 20 sports.

The 25th place gives the Razorbacks their first back-to-back finishes in the NACDA top 25 since the mid-1990s.

Four Razorback teams reached the pinnacles of their sport tournaments, led by the baseball team's run to the College World Series and gymnastics' first-ever appearance in the Super Six.

Men's golf returned to the championship round, and powered its way through the match play to within a single putt of the NCAA Championship. The thrilling runner-up performance is the highest finish by men's golf in Razorback history. Men's and women's cross country advanced from the South Central Regional with the women taking the regional title. The women's tennis won their own regional first and second round event to repeat in the NCAA Championship with a finish in the round of 16. Softball and women's golf rounded out the Razorback teams advancing to the NCAA Regionals, while women's basketball reached the round of 16 in the Women's NIT.

Both track and field programs and the swimming and diving team scored national performances in their respective meets. Coming off a 2009 NCAA Midwest Regional team title, the Razorback men's track team placed ninth at nationals. The men were also eighth at the NCAA Indoors. Arkansas' women went 20th indoors and 29th outdoors. A record-setting season in the pool led the Razorbacks to a 27th finish at the NCAA Championships.

In conference, Arkansas captured the men's track and field sweep with both indoors and outdoors. Women's cross country added another running trophy to continue their dominance as the leading distance program in the SEC. Women's tennis repeated as the SEC Western Division champions in 2009.

Razorback Facilities: The Home of a Million Fans

NATIONAL RANKINGS

No. 2

Baseball

No. 10

Gymnastics

No. 11

Men's
basketball

No. 15

Spring game

No. 24

Football

TOTAL HOME ATTENDANCE

412,438

Football

288,781

Men's
basketball

269,216

Baseball

30,484

Women's
basketball

29,667

Track & Field




1,110,125

Number of fans attending Razorback home events during the 2008-09.



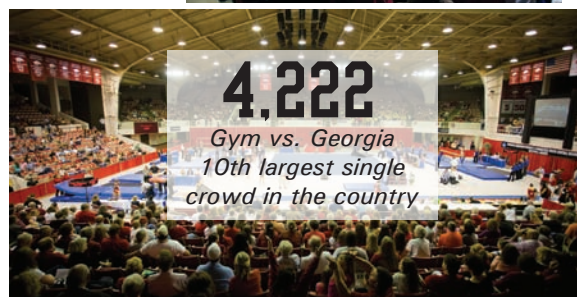
19,000 +

Regular Sell-Outs at Bud Walton Arena



3,296

Track meet home average



4,222

*Gym vs. Georgia
10th largest single crowd in the country*



11,014

*Non-Conference Record
1 v. 1 with Arizona State*

AVERAGE HOME ATTENDANCE

71,422

Football

16,043

Men's basketball

7,918

Baseball



Donald W. Reynolds Razorback Stadium



Capacity: 72,000 (additional overflow to 78,000)

Recent Renovation: 2001

Considered one of America's finest on-campus facilities, Razorback Stadium (51,000) became Donald W. Reynolds Razorback Stadium in 2001 after a \$110 million expansion.

Unique Features: History of Razorback football on display through Championship Alley, All-American Alley and Bowl Alley in the three major concourses

One of the largest sports venue video boards in the world, a 30x107-foot LED screen, in the north end zone

Not one, but two, premium seating areas, along with 132 sky boxes

Food court in the south concourse in addition to traditional concession stands

Capacity: 19,200

The fifth-largest on-campus hoops facility in the nation
Recent Renovation: 2008

Inaugural Season: 1993-94

First National Championship: 1994 Men's Championship

Host: 1995 Women's Midwest Regional

Home of coaches' offices for men's and women's basketball

Strength and conditioning facilities for basketball teams

Training room facilities for both basketball squads

Houses the Hog Heaven store where fans can purchase officially licensed UA merchandise year-round

The Tommy Boyer Hall of Champions which highlights Razorback traditions for men's and women's basketball, the men's track history, including the largest on-campus collection of NCAA national championship trophies, and other sports



Bud Walton Arena



Baum Stadium

Capacity: 10,731

Inaugural Season: 1994-95

Recent Expansion: 2007-08

Named the nation's second-best collegiate baseball facility in a 2003 survey by *Baseball America* after ranking No. 1 in the previous 1998 survey.

The best only gets better with a 2003 addition of 2,600 seats, the 2004 upgrade to natural grass and a state-of-the-art 76x51-foot scoreboard.

Continuing demand for seats and amenities led to the 2007 expansion which took seating to over 10,000, increased the luxury box count to 34 and tripled the size of the left field Hog Pen and picnic area to 40 tables and grills.

Capacity: 1,346

Inaugural Season: 2009

All chairback seating for primary seating

Outfield berm seating plus picnic area

Six skyboxes and a full press box built to be NCAA Regional ready

Graphic scoreboard for fans and players

Full clubhouse and training facilities for team

Adjacent indoor training facility with batting cages and full infield



Bogle Park



Randal Tyson Track Center

Opened: 2004

Named for Randal Tyson in recognition of the lead gift of the Tyson Family for the construction of the \$7 million facility
 Considered one of the fastest indoor racing surfaces in the world
 Host of NCAA Indoor Track & Field Championship the first year it opened and every year since (2000 to 2008)
 Host of 2000, 2002, 2005 and 2007 SEC Indoor Championships.
 Host of USATF national and international caliber events

Year-round dedicated cross country training and competition facility
 Home of the annual Chile Pepper Cross Country Festival,
 one of the nation's largest cross country running events
 Host of 2006 SEC Championship & 2007 NCAA South Central Regional



John McDonnell Field

Named for legendary track coach John McDonnell in 1998
 Previous facility razed and complete new construction in 2006
 With seating for 7,000 and video scoreboard,
 one of America's finest collegiate venues
 Host of 2008 NCAA Mideast Outdoor Track & Field Regional
 Host of the 2009 NCAA Outdoor Track & Field Championship




Agri Park Cross Country

Opened: 2004
 Location: Blessings
 Gift of Fred W. and Mary B. Smith created a state-of-the-art training and locker room facility for the Razorback golf programs.
 Offices for both men's and women's golf coaches
 Six indoor-outdoor practice bays
 Full indoor video swing analysis station
 Dedicated putting and short game workout areas
 Located at the 7,500-yard, par-72 Blessings, a Robert Trent Jones, Jr., designed course in neighboring Johnson, Ark., just minutes from campus



Fred & Mary Smith Golf Facility



Barnhill Arena Gymnastics

Capacity: 8,500
 Inaugural Season for Volleyball: 1994
 Inaugural Season for Gymnastics: 2003
 Recent Renovations: 2003
 The largest volleyball-gymnastics venue in America
 Converted from the home of Arkansas basketball in 1994
 Host of the 2006 & 2009 NCAA South Central Gymnastics Regional
 Host of numerous NCAA first and second round volleyball contests
 Home of offices for volleyball staff and training room for volleyball
 Complete renovation of volleyball locker room in fall 2009




Barnhill Arena Volleyball



Arkansas Natatorium

Capacity: 1,500
Inaugural Season: 1985
Renovations: 1996, 2003, 2007
Host of 1986 NCAA Championships
Host of 1985 International Diving Classic
Host of SEC Championships 1993 and 2004
Four-time host of NCAA Zone Diving Championships
Full diving area with 5 meter and 10 meter platforms and dual boards for 1 meters and 3 meters
Ability to host long and short course events with full eight-lane 50-meter pool
Houses dressing room facilities for women's swim team
Complete pool renovation in 2003
New scoreboard system installed in 2007

Capacity: 1,500
Inaugural Season: 1992 Renovation: 2001
Host of the inaugural SEC Soccer Championship in 1993
New stadium with press box, sky box, reserved chairbacks and permanent seating for 1,500 completed in 2001
First televised SEC soccer match in 1995
Pitch considered one of the finest in the SEC or region
Television caliber lighting with booths for television and radio broadcasts
Field house for team locker room and training room facility
Protected team bench areas added in 1999



Razorback Field



Billingsley Tennis Center

Capacity: 1,000
Renovated from shared indoor track and tennis into dedicated tennis facility through gift of the Dills family
Host opening round of 2009 ITA Indoor Team Championship
Converted to full six courts in 2001
Only six-court indoor facility in Southeastern Conference
Chairback permanent seating added in 2004

Capacity: 1,500
Former Varsity Courts renovated into Billingsley Tennis Center in 2008
Host for 2008 SEC Men's and 2009 SEC Women's Championships
Skybox view for both indoor and outdoor courts
New locker room and coaches offices for men's and women's tennis
Elevated stadium seating for new 10-court outdoor along with scoreboard for main courts



Dills Indoor Courts



Broyles Athletic Center

Home of the Razorback football team
Locker room, equipment room and training room for football
Player lounge area
Coach and support staff offices for football
Video editing and production suites
Meeting rooms for positions along with a team meeting room with stadium theater seating
Dedicated team game-day indoor turf area
Jerry Jones - Jim Lindsey Hall of Champions salutes the proud history of Razorback football through interactive displays
Athletic administration offices

Where Champions are Made



Willard and Pat Walker Pavilion

Opened: 1998
Resurfaced: 2002

Made possible by the gift of Willard and Pat Walker
76,000 square feet of usable space

Full size football field, including end zones and sideline area

With a height of 52 feet, football can work on all aspects of its game

Located with the primary Razorback weight room, adjacent to Razorback outdoor football fields

Camden and Sue Greene Speed Development Center features sprint and sand lanes

Opened: Jan. 18, 2005

Headquarters for the Razorback Strength and Conditioning program
38,000 square feet facility
110 yards long overlooking the Razorback indoor and outdoor football practice fields
19,000 sq. ft. weight room
19,000 sq. ft. conditioning area
Nutritional area with juice bar and protein machines
13 42-inch flat-screen televisions for viewing and adjusting techniques
On-site athletic training room



Walker Family Training Center



Sutton Strength and Conditioning Center

Opened: April 2004

7,000 square foot strength and conditioning area located within the Lewis Center

Dedicated to physical training needs for female student-athletes

All equipment sized and selected for women's sports
Olympic weights, plyometric training, aerobic equipment and selectorized weight machines under one room

Training home for Arkansas' 11 women's teams




Celebrating a Century of Razorbacks

The legend of the Razorback began after the turn of the century when Arkansas football coach Hugo Bezdek called his players "a wild band of Razorback hogs," after guiding his team to a 16-0 victory over Louisiana State on Nov. 13, 1909.

At the time, the university mascot was a Cardinal bird, matching the school's Cardinal and White colors.

Alluding to the Razorback, characterized by a ridge back and tenacious, wild fighting ability, Bezdek never forgot this idea and often called his team "a fighting band of Razorbacks." This new nickname became increasingly popular, and soon references to "razorbacks" began to appear in yearbooks and press accounts of athletic activities. By the following



fall, the student body voted to change the official University mascot from the Cardinal to the Razorbacks in 1910.

To mark the 100th year since Coach Bezdek's proclamation and the student body vote, the Athletic Department proclaimed a year-long series of events to highlight the start of Razorbacks during the 2009-10 academic year.

All 19 Razorback teams join in the department-wide celebration with special logos on all uniforms and placed in all home venues.

There are dozens of Lions, Tigers and Bears, but in all of college athletics there is only one Razorback. The distinctive logo of the Arkansas teams is officially known as the Classic Razorback, but is known to many fans as the Helmet Hog -- a fixture of the football team's helmet for almost half a century.

There are plenty of powerful mascots in college athletics, but none as unique as the Razorback. Not many school mascots have escaped from their homes, not once, but twice, to ravage the local country side. By their nature, the Razorbacks are hard to contain.

A Mascot Like No Other

The wild hogs known as razorbacks native to the Arkansas wilderness bear no resemblance to the typical barnyard pig of today. The untamed razorback hog was a lean, feral animal that was ill-tempered. It fought and defeated anything that crossed its path, man or beast. Turn of the 20th century outdoor magazines lauded the razorback as "the most intelligent of all the hogs and is likewise the most courageous. . . . He has a clear, farseeing eye."

Except for the rare sighting in the Australian Outback, the Razorback only exists today in the form of Arkansas' players and fans. A Russian boar, which closely resembles the wild hog of Hugo Bezdek's day, currently serves as the official live mascot.

Tusk III is cared for by the Stokes family of Dardanelle, Ark., and travels to home games and special events for the Razorbacks. Tusk III is supported by the legacy program known as the Tusk Fund, and fans can participate by sending their support care of the Razorback Foundation, Inc. Tusk II passed away in January 2010, and his brother, Harry, became the reigning Tusk III.

While yearbook references as early as 1914 of a hog on the sideline at football games, a formal live mascot prior to the Tusk line dates back to the 1960s with a series of hogs that represented Arkansas. In addition to appearances at games, they have gained a reputation for fierce behavior.

Big Red III escaped from an exhibit near Eureka Springs in the summer of 1977 and ravaged the countryside before being gunned down by an irate farmer. Another live mascot, Ragnar, was a wild hog captured in south Arkansas by Leola farmer Bill Robinson. Before Ragnar's spree was done, the mighty animal had killed a coyote, a 450-pound domestic pig and seven rattlesnakes. Ragnar died in 1978 of unknown causes.



"To sit in the stands now, I still get chill bumps every time."

1989 All-American offensive tackle Jim Mabry on what it means to a Razorback to run through the "A"

Running Through The "A"

For Razorback football players, there is nothing to compare with entering the stadium for a home Arkansas game. The emotion of running through the "A" stays with a player for life.

Lloyd Phillips won the Outland Trophy more than three decades ago. The veteran of the 1964 national championship team, Phillips remembers it like it was yesterday.

"The butterflies are flowing and you are [running], but it doesn't feel like your feet are even touching the ground," the 1966 Outland winner recalls.

Two-time Doak Walker Award winner and two-time Heisman runner-up Darren McFadden agrees.

"It is hard to describe the feeling you get as a Razorback player right before you take the field for a game," McFadden said. "You can hear more than 70 thousand fans calling the Hogs and can feel the excitement building. I will always remember that special feeling of running through the 'A'."

The Razorback Marching Band sets the stage by forming a huge "A" as they march the length of the field playing Arkansas Fight. When they finish, the "A" stretches from the Razorback locker room to midfield. To the roar of the crowd and the band blasting out Arkansas Fight, the current Razorbacks run onto the field through the "A," connecting them to generations of previous men in the Cardinal and White.

"Just to be able to run through that 'A' and hear the fans cheer for you is unbelievable," 1989 All-American offensive tackle Jim Mabry said. "To sit in the stands now, I still get chill bumps every time the band starts playing and I see the guys running out."



Tusk II in his travel trailer meets up with Big Red.



A Proper Hog Call

A chant of "Woo Pig Sooie" is known worldwide as a Hog Call. Just like any good tradition, there are lots of versions of the Hog Call (even spellings).

A properly executed Hog Call is composed of three "calls," slowly raising one's arms from the knees to above the head during the "Woo." Traditionalists prescribe an eight second "Woo." The fingers should be wiggled and the "Woo" should build in volume and pitch as the arms rise.

Upon completion of the "Woo," both arms are brought straight down with fists clinched as if executing a chin-up while yelling, "Pig". The right arm is extended up and out with the "Sooie."

A full Hog Call -- the kind one will always hear victorious Razorback teams execute after contests -- requires two more Hog Calls, followed immediately by a "Razor-Backs" yell, coordinated with a pumping motion of the right arm after the third "Sooie." So, in order, the full Hog Call is:

Woooooooo. Pig. Sooie!
Woooooooo. Pig. Sooie!
Woooooooo. Pig. Sooie!
Razorbacks!



The Hog Hat

It is true; no Razorback fan's closet is complete without an official Hog Hat. The original style was a hard plastic hat with a long snout, rough razorback ridges across the top and wickedly sharp, pointed curly-cue tail. The modern versions are often sculpted from softer material. Regardless, the Hog Hat is undoubtedly the most recognized piece of fan apparel in college athletics. Just ask ESPN GameDay's Kirk Herbstreit as he dons the traditional Hog Hat.



Arkansas Fight

One of the first tasks of a new Razorback is learning to sing the University of Arkansas fight song. Arkansas Fight was written in the late 1920s. It is a unique tune, fitting of the only college in America with a Razorback mascot. Several other colleges have adapted the tune, but the lyrics remain unique to Arkansas.

Hit that line! Hit that line!
 Keep on going!
 Take that ball right
 down the field!
 Give a cheer. Rah! Rah!
 Never fear. Rah! Rah!
 Arkansas will never yield!
 On your toes, Razorbacks,
 to the finish,
 Carry on with all your might!
 For it's A-A-R-K-A-N-S-A-S
 for Arkansas!
 Fight! Fight! Fi-i-i-ight!



Razorback Spirit Squads

Along with being a Razorback, serving as a Razorback cheerleader has a long tradition at the University of Arkansas. Currently, the Razorbacks have two squads, a Red and White, that inspire the crowds at all home sporting events.

Arkansas also has a dance team, the Razorback Pom Squad, which performs at halftime of many events. Members of the Pom Squad also serve at baseball games as RBI Girls.

Arkansas has a team of uniformed mascots, led by the original Big Red, the Fighting Razorback. Sue E. joined the family along with kid-sized Pork Chop in the late 1990s. Boss Hog is a 9-foot-tall inflatable mascot that rounds out the team.

Jean Nail serves as the coordinator for cheerleaders and mascots. For more information on the cheer squads and tryouts, go to the Spirit Squad section of ArkansasRazorbacks.com.



The UA Alma Mater

Brodie Payne and Henry Tovey wrote the University of Arkansas Alma Mater in the early 1900s. They were inspired by the Ozark Mountain sunrise as it illuminated Old Main. Pure as the dawn on the brow of thy beauty, Watches thy Soul

from the mountains of God.
 Over the fates of thy children departed,
 Far from the land
 where their footsteps have trod.
 Beacon of hope in the ways dreary lighted,
 Pride of our hearts that are loyal and true.
 From those who adore unto one who
 adores us,
 Mother of Mothers, we sing unto you.



Fayetteville: Top 10 Town

Don't take our word for it. The largest city of the Northwest Arkansas routinely ranks top 10 in national surveys for quality of life. Here's just a few of the 2009 top 10's:

- #4 Best Places for Business and Career
Forbes Magazine
- #6 Top College Sport Town
Forbes.com
- #7 Best Places to Live, Work and Play
Kiplinger's
- #9 Healthiest Housing Market
National Builders

With over a 1/3 of a million residents in the two-county area, there's always something happening. And if not, Fayetteville is just hours away from major cities like Dallas, Kansas City, Memphis and St. Louis.

Fayetteville's famous Dickson Street is much more than a college hangout, adding upscale condominiums and specialty retail to its long-standing reputation as the center of entertainment and dining. From hosting major national events like Bikes, Blues and BBQ or serving as the final resting place for the goal posts after Razorback football upsets, one thing remains constant -- Dickson is the heart of what's happening.

Fayetteville

From Robert Redford to James Earl Jones, the University of Arkansas hosted numerous famous speakers in recent years. Ranging from political satirist, now Senator, Al Franken to CNN's Anderson Cooper, and to former world leaders like George H. W. Bush to Israeli prime minister Ehud Barak we've also had one of our more famous former law professors speak several times, President Bill Clinton.



One of America's largest motorcycle events, Bikes, Blues and BBQ adds another weekend of fall excitement.



The concerts in Fayetteville included sold-out performances by TI (above) and Foo Fighters (below left) and John Mayer (below right) at Barnhill Arena. Special events bring artists ranging from B.B. King (left) to Keith Urban and Carrie Underwood at Reynolds Razorback Stadium.





KNOWLEDGE

This is...

RAZORBACK COUNTRY



FAYETTEVILLE, ARKANSAS



JARRIS MCINERNEY

BO BIGHAM

2010-RAZORBACK BASEBALL SCHEDULE

DATE	OPPONENT	SITE	TIME (CT)	DATE	OPPONENT	SITE	TIME (CT)
02.19	BALL STATE	FAYETTEVILLE	3:05 P.M.	04.10	MISSISSIPPI STATE*	STARKVILLE, MISS	2 P.M.
02.20	BALL STATE	FAYETTEVILLE	1:05 P.M.	04.11	MISSISSIPPI STATE*	STARKVILLE, MISS	1:00 P.M.
02.21	BALL STATE	FAYETTEVILLE	1:05 P.M.	04.13	NEW MEXICO	FAYETTEVILLE	8:35 P.M.
02.28	TROY	FAYETTEVILLE	3:05 P.M.	04.14	NEW MEXICO	FAYETTEVILLE	8:35 P.M.
02.27	TROY*	FAYETTEVILLE	1:05 P.M.	04.16	GEORGIA*	FAYETTEVILLE	8:35 P.M.
02.28	TROY	FAYETTEVILLE	1:05 P.M.	04.17	GEORGIA	FAYETTEVILLE	2:05 P.M.
03.02	KANSAS	FAYETTEVILLE	3:05 P.M.	04.18	GEORGIA*	FAYETTEVILLE	1:05 P.M.
03.05	CALIFORNIA	BERKELEY, CALIF.	3:30 P.M.	04.20	ORAL Roberts	FAYETTEVILLE	8:35 P.M.
03.06	CALIFORNIA	BERKELEY, CALIF.	3 P.M.	04.23	FLORIDA*	GAINESVILLE, FLA	8:00 P.M.
03.07	CALIFORNIA	BERKELEY, CALIF.	3 P.M.	04.24	FLORIDA*	GAINESVILLE, FLA	4 P.M.
03.09	SOUTH DAKOTA STATE	FAYETTEVILLE	3:05 P.M.	04.25	FLORIDA*	GAINESVILLE, FLA	1 P.M.
03.10	SOUTH DAKOTA STATE	FAYETTEVILLE	3:05 P.M.	04.26	MISSOURI STATE	FAYETTEVILLE	8:35 P.M.
03.12	WISCONSIN MILWAUKEE	FAYETTEVILLE	3:05 P.M.	04.30	ALBURN*	FAYETTEVILLE	8:35 P.M.
03.13	WISCONSIN MILWAUKEE	FAYETTEVILLE	2:05 P.M.	05.01	ALBURN*	FAYETTEVILLE	2:05 P.M.
03.14	WISCONSIN MILWAUKEE	FAYETTEVILLE	1:05 P.M.	05.02	ALBURN*	FAYETTEVILLE	1:05 P.M.
03.19	L&U*	BATON ROUGE, LA.	7 P.M.	05.04	UTAH MONT*	OXFORD, MISS	8:30 P.M.
03.20	L&U*	BATON ROUGE, LA.	3 P.M.	05.06	UTAH MISS*	OXFORD, MISS	4 P.M.
03.21	L&U*	BATON ROUGE, LA.	1 P.M.	05.09	UTAH MISS*	OXFORD, MISS	1:00 P.M.
03.23	WISCONSIN STATE	LAKE CHARLES, LA.	8:30 P.M.	05.11	LOUISIANA TECH	MURFREESBORO, MISS	7 P.M.
03.24	WISCONSIN STATE	LAKE CHARLES, LA.	8:30 P.M.	05.14	SOUTH CAROLINA*	FAYETTEVILLE	8:35 P.M.
03.26	ALABAMA*	FAYETTEVILLE	8:35 P.M.	05.15	SOUTH CAROLINA*	FAYETTEVILLE	2:05 P.M.
03.27	ALABAMA*	FAYETTEVILLE	2:05 P.M.	05.16	SOUTH CAROLINA*	FAYETTEVILLE	1:05 P.M.
03.28	ALABAMA*	FAYETTEVILLE	1:05 P.M.	05.18	LOUISIANA	NORMAN, OKLA	10:15 P.M.
03.30	CELEBRITY	FAYETTEVILLE	6:35 P.M.	05.20	VANDERBILT*	NASHVILLE, TENN	6 P.M.
03.31	CELEBRITY	FAYETTEVILLE	3:05 P.M.	05.21	VANDERBILT*	NASHVILLE, TENN	8 P.M.
04.02	KENTUCKY*	FAYETTEVILLE	8:35 P.M.	05.22	VANDERBILT*	NASHVILLE, TENN	2 P.M.
04.03	KENTUCKY*	FAYETTEVILLE	2:05 P.M.	05.26-30	SEC TOURNAMENT	HOOPER, ALA.	
04.04	KENTUCKY*	FAYETTEVILLE	1:05 P.M.	05.31-06	NCAA REGIONAL	TRA	
04.07	SAINT LOUIS	FAYETTEVILLE	8:35 P.M.	06.11-12	SUPER REGIONAL	TRA	
04.08	MISSISSIPPI STATE*	STARKVILLE, MISS.	8:30 P.M.	06.13-20	COLLEGE WORLD SERIES	OMAHA, NEB.	

HOME GAMES IN **CARDINAL** *SOUTHEASTERN CONFERENCE GAME | ALL TIMES SUBJECT TO CHANGE

JARRIS MCINERNEY

COLLIN KUHN

TJ FORNIEST

ARKANSASRAZORBACKS.COM
ON TWITTER @ARKBAZORBACKS