



THIS IS BASEBALL

REPEATEDLY NAMED COLLEGE BASEBALL'S BEST FACILITY <<
SCHOOL-RECORD 292,734 SEASON ATTENDANCE IN 2010 (SECOND IN NCAA) <<
TOP FIVE NATIONALLY IN ATTENDANCE FIVE OF LAST SIX YEARS <<
26,519 -- SERIES ATTENDANCE VS SOUTH CAROLINA IN 2010 <<
29-9 HOME RECORD IN 2010 <<

BAUM STADIUM

SCHOOL INFORMATION

Location: Fayetteville, Arkansas
 Founded: 1871
 Enrollment: 21,406
 Nickname: Razorbacks
 School Colors: Cardinal (PMS 200) and White
 Conference: Southeastern (Western Division)
 Chancellor: Dr. G. David Gearhart
 System President: Dr. B. Alan Sugg
 Athletic Director: Jeff Long
 Faculty Athletic Rep: Dr. Sharon Hunt
 Athletics Website: ArkansasRazorbacks.com
 Ticket Office Phone: 1-800-982-HOGS
 Athletic Department Phone: 479-575-6533

BASEBALL STADIUM

Home Facility: Baum Stadium at George Cole Field
 Capacity: 10,737 (8,237 Chairbacks)
 Stadium Opening: April 13, 1996
 Dedication: May 3, 1996
 Field Dimension: Lines - 320, Alleys - 375, Center - 400
 Surface: Grass

COACHING STAFF:

Head Coach: Dave Van Horn
 Record at Arkansas: 319-179 (8 seasons, .641)
 Career Record: 904-419 (22 seasons, .683)
 Pitching Coach: Dave Jorn
 Recruit Coord./Outfielders: Todd Butler
 Volunteer Asst./Infielders: Scott Guss
 Student Asst. Coaches: Brian Walker, Matt Willard
 Dir. of Baseball Operations: Clay Goodwin
 Baseball Staff Assoc./Camp Coordinator: Kelly Moore
 Baseball Office Phone: 479-575-3655
 Baseball Office Fax: 479-575-5223

ARKANSAS BASEBALL.....	1-18
Table of Contents/Quick Facts.....	1
Razorback Tradition.....	2-3
Gameday at Baum Stadium.....	4-5
Razorbacks in Major League Baseball.....	6-7
Strength & Conditioning.....	8
Sports Medicine.....	9
Travel.....	10
Community Service.....	11
Media Coverage.....	12
Media Information.....	13
ArkansasRazorbacks.com.....	14
Razorback Baseball Radio Network.....	15
Numerical Roster.....	16
Alphabetical Roster/Breakdown.....	17
Radio/TV Chart.....	18

2011 RAZORBACKS.....	19-63
Head Coach Dave Van Horn.....	20-23
Assistant Coach Todd Butler.....	24-25
Assistant Coach Dave Jorn.....	26-27
Clay Goodwin/Kelly Moore.....	28
Scott Guss/Student Coaches/Support Staff.....	29
Diamond Dolls.....	30
RBI Girls.....	31
Kyle Atkins.....	32-33
DJ Baxendale.....	34-35
Bo Bigham.....	36-37
Tim Carver.....	38-39
Geoffrey Davenport.....	40-41
Randall Fant.....	42-43
Collin Kuhn.....	44-45
James McCann.....	46-47
Jarrod McKinney.....	48-49
Matt Reynolds.....	50-51
Kyle Robinson.....	52-53
Matt Vinson.....	54-55
Zack Hall.....	56
Kendall Wehrle.....	57
Newcomers.....	58-63

BAUM STADIUM.....	65-72
Baum Stadium.....	66-71
George Cole Field.....	72

2010 REVIEW.....	73-90
Season Review.....	74-75
Overall Stats.....	76
SEC Stats.....	77
Results.....	78
Starting Lineups (Batting Order).....	79
Starting Lineups (Defense).....	80
Game-by-Game Hitting.....	81
Game-by-Game Pitching.....	82

Team & Individual Game Highs.....	83
Miscellaneous Stats.....	84
2010 Honors/Awards.....	85
Razorbacks in Summer Ball.....	86
Departed Player Career Stats.....	87-88
2010 SEC Review.....	89
SEC Team Stats.....	90

2011 OPPONENTS.....	91-99
2011 Opponents.....	92-99

HISTORY & RECORDS.....	101-150
Arkansas Baseball History.....	102-103
1979 College World Series.....	104
1985 College World Series.....	105
1987 College World Series.....	106
1989 College World Series.....	107
2004 College World Series.....	108
2009 College World Series.....	109
NCAA Postseason History.....	110
Conference Tournament History.....	111
All-Americans.....	112
All-Conference Selections.....	113
MLB Draft Picks.....	114-115
All-Time Lettermen.....	116-119
Team Records.....	120-123
Individual Records.....	124-125
Career Batting Records.....	126
Season Batting Records.....	127
Career Pitching Records.....	128
Season Pitching Records.....	129
Year-by-Year Hitting.....	130
Year-by-Year Pitching.....	131
Year-by-Year Leaders.....	132-134
Year-by-Year Results.....	135
Arkansas vs. All Opponents.....	136-137
All-Time Results.....	138-150

THE UNIVERSITY OF ARKANSAS.....	151-176
University of Arkansas.....	152-156
Chancellor G. David Gearhart.....	157
Academic Support.....	158-160
In the Community.....	161
Athletic Director Jeff Long.....	162-163
Senior Staff.....	164-165
Razorback Foundation, Inc.	166
Home of Champions.....	167
Million Fans.....	168
Campus Life.....	169
Traditions.....	170-171
Fayetteville.....	172
Northwest Arkansas.....	173
Facilities.....	174-176

ARKANSAS MEDIA RELATIONS

Asst. MRD/Baseball: Chad Crunk
 Office Phone: 479-575-2753
 Office Fax: 479-575-7481
 Office E-mail: mcrunk@uark.edu
 Press Box Phone (Media Only): 479-575-4141

2011 TEAM INFORMATION

Lettermen Returning/Lost: 13/17
 Position Starters (including DH) Returning/Lost: 4/5
 Pitchers Returning/Lost: 4/10
 Newcomers: 18
 Top Returning Players: DJ Baxendale, Bo Bigham
 Tim Carver, Geoffrey Davenport,
 Randall Fant, Collin Kuhn, James McCann

2010 REVIEW:

Overall Record: 43-21
 SEC Record: 18-12
 SEC Finish: 2nd SEC Western Division
 SEC Tournament: 0-2, T-7th
 Postseason: 3-1, NCAA Fayetteville Regional
 0-2, NCAA Tempe Super Regional
 Final RPI: 14



TRADITION

SIX COLLEGE WORLD SERIES APPEARANCES <<
FOUR NCAA SUPER REGIONAL APPEARANCES <<
23 NCAA TOURNAMENT APPEARANCES <<
TWO SEC REGULAR SEASON CHAMPIONSHIPS <<
ALL-TIME RECORD OF 1872-1199-6 <<

1979


1985

1987

1989

2004

2009



Arkansas advanced to the sixth College World Series in program history with a two-game sweep of Florida State in the 2009 NCAA Tallahassee Super Regional.



GAMEDAY

NAMED TOP COLLEGIATE FACILITY BY RIVALS.COM IN 2008 <<
RECORD ATTENDANCE (11,434) AGAINST ARIZONA STATE (APRIL 2009) <<
SECOND NATIONALLY IN ATTENDANCE THE LAST THREE SEASONS <<
HOST TO FIVE NCAA REGIONALS AND ONE SUPER REGIONAL <<
ALL-TIME BAUM STADIUM RECORD OF 323-135 (.705) <<



HOGS

**AT
BAUM STADIUM**



Night falls at Baum Stadium outside the north-west concourse and home plate entrance.



MIKE OQUIST
JIM WALKUP (BROWNS)



ERIC HINSKE
CHARLIE JAMERSON
TIM LOLLAR



DAN WRIGHT



DARRELL AKERFIELDS
CLIFF LEE
MEL McGAHA
JESS TODD
ROY WOOD



BABE ELLISON
LESTER LANCASTER
MIKE OQUIST
PHIL STIDHAM
JIM WALKUP
JACK WHITLOCK



JEFF KING
MEL McGAHA (MANAGER)
KEVIN McREYNOLDS
KIT PELLOW
SCOTT POSE



JOHNNY RAY



KEVIN CAMPBELL
PHIL STIDHAM



ERIC HINSKE
TIM LOLLAR
SCOTT POSE



DARRELL AKERFIELDS
KEVIN CAMPBELL
SKEETER KELL (PHILADELPHIA)
MIKE OQUIST



CLIFF LEE
KIT PELLOW
PAT RICE
MATT WAGNER



ERIC HINSKE



DARRELL AKERFIELDS
CRAIG GENTRY
CLIFF LEE



ERIC HINSKE
ROBERT PERSON

HOGS IN THE BIGS

SIX PLAYERS TAKEN IN THE FIRST ROUND OF THE MLB DRAFT <<
37 CURRENT OR FORMER MAJOR LEAGUE BASEBALL PLAYERS <<
RAZORBACK PLAYERS HAVE PLAYED FOR 28 OF THE 30 MLB TEAMS <<
THREE PLAYERS SELECTED TO THE MLB ALL-STAR GAME <<
EIGHT RAZORBACKS SELECTED IN 2010 MLB DRAFT <<



ERIC HINSKE
JIM KREMERS
WALT MATTHEWS



LESTER LANCASTER
TIM LOLLAR



CHUCK THOMPkins



BUBBA CARPENTER
KIT FELLOW



SCOTT POSE



RONN REYNOLDS



GERALD HANNAHS



MATT ERICKSON



BUBBA CARPENTER
KEVIN McREYNOLDS
ROBERT PERSON
RONN REYNOLDS



DARRELL AKERFIELDS
CLIFF LEE
ROBERT PERSON
RONN REYNOLDS



HUGO BEZDEK (MANAGER)
ERIC HINSKE
JEFF KING
TIM LOLLAR
JOHNNY RAY
ROY WOOD



KEVIN McREYNOLDS
MIKE OQUIST
RONN REYNOLDS



SID BENTON
HOWARD HILTON
DICK HUGHES
LESTER LANCASTER
TOM PAGNOZZI
TIM SHERRILL
JESS TODD



GERALD HANNAHS (EXPOS)
MATT WAGNER (EXPOS)



Cliff Lee (Texas) and Eric Hinske (Atlanta) helped their teams to the Major League Baseball playoffs in the 2010 season. Lee and the Rangers advanced to the World Series before falling to the San Francisco Giants. Lee started games one and five of the World Series for Texas.



STRENGTH

- 1) THE FRONT-SPLIT SQUAT BUILDS THE CORE, HIP MOBILITY AND LOWER BODY STRENGTH.
- 2) THIS SINGLE-LEG SQUAT HELPS WITH BALANCE, COORDINATION AND LOWER BODY STRENGTH.
- 3) THE VERTIMAX WORKS ON LOWER BODY POWER AND SHOCK ABSORPTION.
- 4) THE RAZORBACKS USE THE SLED PUSH TO BUILD LOWER BODY STRENGTH.



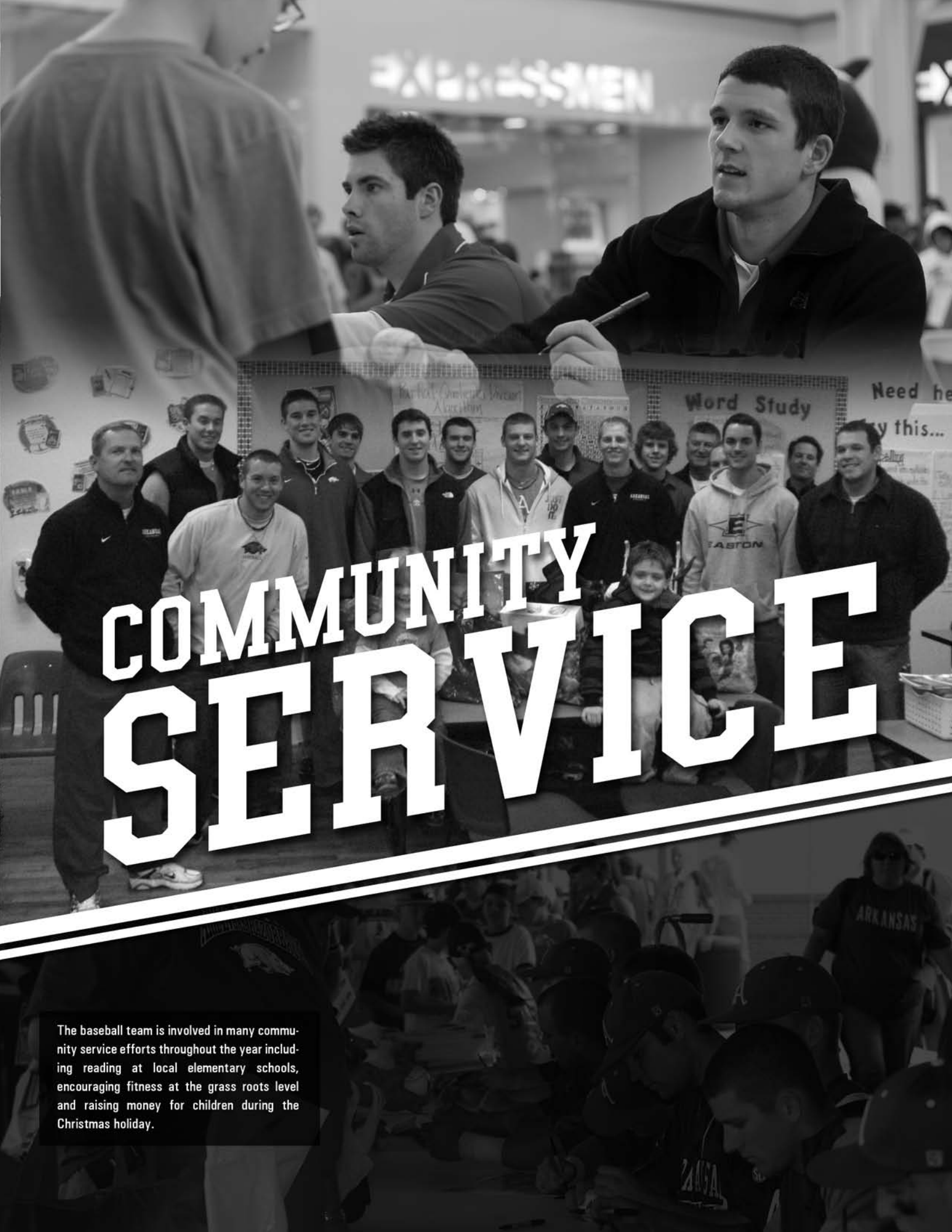
SPORTS MEDICINE

The Arkansas baseball team receives the best in injury prevention, treatment and rehabilitation from athletic trainer Masa Abe.



TRAVEL

The Razorbacks use a variety of travel modes during the season from commercial airlines to charter buses and even charter aircraft.



COMMUNITY SERVICE

The baseball team is involved in many community service efforts throughout the year including reading at local elementary schools, encouraging fitness at the grass roots level and raising money for children during the Christmas holiday.

**FSN****CST**

MEDIA COVERAGE

The Arkansas baseball team appeared on television 19 times during the 2010 season. The Razorbacks also receive coverage from local, regional and national media outlets.



Chad Crunk
Asst. MRD

Arkansas Baseball Media Relations Contact

Assistant Media Relations Director
Chad Crunk will handle all media requests regarding Arkansas Razorback baseball during the 2011 season. Media members can expect updated notes and statistics prior to each series.

Contact Information:

Office 479-575-2753
Cell 479-387-8742
E-mail mcrunk@uark.edu
Fax 479-575-7481
Press Box 479-575-4141

Mailing Address:

Media Relations Department
University of Arkansas
131 Barnhill Arena
Fayetteville, AR 72701
(same for overnight)

Arkansas Athletic Media Relations

The University of Arkansas Athletic Media Relations Office is located on the north side of Barnhill Arena with office hours from 8 a.m. to 5 p.m., Monday through Friday. You can often reach us at Barnhill after hours, but if not, please leave a message on our voice mail system.

Interview Policy

Please direct all requests for interviews with coaches and players to Chad Crunk. Members of the Arkansas coaching staff are generally available on weekday mornings and are available after games. All Arkansas practices are conducted at Baum Stadium at George Cole Field and are open to the public and media. Razorback players are available for interviews before and after scheduled practices. Post-game interviews are conducted outside the Arkansas dugout and members of the Arkansas Media Relations Office will assist. In the event of a double header, the only Arkansas player available between games for interviews is the starting pitcher of game one. The Arkansas clubhouse is off limits to the media at all times.

Credentials

Members of the media should contact Chad Crunk to request season or individual game credentials for Razorback baseball home games. Individual game requests should be made no later than noon (CT) the day before the scheduled contest and should be directed to the Media Relations Office at 479-575-2753 or sent by e-mail to Crunk. Credential requests for away games should be made to the media relations contact of the home team.

E-mail Updates

Members of the media may request to be added to the Arkansas Media Relations baseball e-mail group. Subscribers will receive game notes, game stories and other information. To subscribe, send a request to Chad Crunk. Please identify yourself and your organization in your request as this service is only available to members of the media.

Gameday Media Services

The Arkansas Media Relations staff provides scorecards, rosters, updated statistics and results for each team in the Baum Stadium press box prior to each home game. Box scores, play-by-play and any postgame notes are disseminated approximately 10 minutes after the conclusion of the game. An Associated Press-style game story is also produced by the Media Relations Office. Members of the media may request these stories be sent to their organization via e-mail by contacting a member of the Media Relations Office.

Wireless Internet

The Baum Stadium press box is equipped with wireless internet for use by the media. Please contact a member of the Arkansas Media Relations Office for a user name and password.

Live Radio/TV

The University of Arkansas Athletics Department retains all copyrights to its home events. All visiting radio stations must contact Director of Broadcasting Chuck Barrett 48 hours prior to make arrangements. Non-conference opponents may be subject to line charges as well as rights fees. Other stations requesting a phone line should contact SBC directly. Requests for live or tape-delayed television rights should be made in advance, and in writing, to Associate AD for Marketing and Licensing Brian Pracht (bpracht@uark.edu).

IP-Based Streaming

The Arkansas Athletics Department retains all streaming rights for its home events. Shared streams may be provided to opponents on a reciprocating basis. Please contact Assistant Athletic Director for New Media Bill Smith for any requests for IP-based data, audio or video streaming.

Facilities/Parking

The Arkansas Baseball team conducts all practices and all games at Baum Stadium at George Cole Field. Baum Stadium is located just off Razorback Road south of Martin Luther King, Jr., Boulevard. Game Day parking for the media is located in the parking lot directly in front of the Randal Tyson Track Center behind home plate of Baum Stadium. Only cars with a parking credential will be allowed access to the parking lot.

Photographers

No cameras are allowed on the Baum Stadium playing surface during games. Photographers are encouraged to use the photo wells at the end of each dugout and behind home plate.

2011 Baseball Media Guide

The 2011 edition of the Arkansas Baseball Media Guide was written, typeset and edited by Assistant Media Relations Director Chad Crunk. Layout and design by Chad Crunk, Phil Pierce and Andrew Reynolds. Covers designed by Andy Sills. Editorial assistance provided by Zack Higbee, Zach Lawson, Alexa Montez, Phil Pierce, Bill Smith, Jeri Thorpe and Kevin Trainor. Thanks to the baseball staff for their input and assistance. Photography by Wesley Hitt, Beth Hall, Atlanta Braves/Pouya Dianat, Miles Kennedy/Philadelphia Phillies, Kevin Clark of University Bus Lines, SportsPix Photo by Matthew Scott, Lisa Van Horn and the Arkansas Athletic Department archives. This book was printed by EBSCO Media in Birmingham, Ala.



On the Web

Daily information regarding the Arkansas baseball team is just a click away. To keep up with all the baseball action throughout the season with athlete and coach bios, statistics, fact sheets, releases, records and more, visit the online home of Razorback baseball at...

ARKANSASRAZORBACKS.COM

The screenshot shows the Arkansas Razorbacks website. At the top is a navigation bar with links: THE RAZORBACKS, SCHEDULES, FACILITIES, FANS, THE DEPARTMENT, and AUDIO-VIDEO. Below this is a large banner featuring the Razorback mascot and the text "Presented by at&t". A secondary navigation bar includes: TICKETS, SHOP, DONATE, TRADITIONS, SUGAR BOWL CENTRAL, FOR RECRUITS, and BLOGS. The main content area has a headline "Baseball finishes second in attendance" with a sub-headline "A school record 292,734 fans saw the Razorbacks play at Baum Stadium in 2010." and a "Full Story" link. To the right is a "MORE HEADLINES" section with links to "2011 baseball schedule unveiled", "SEC/ESPN announce Thursday games", "Baseball signees continue", and "Van Horn to coach Team USA". Below that is a "MORE INFO" section with links to "E-Guide", "Razorback News II Coaching Staff", "Weekly Notebook", "Current Season Statistics", "Previous Press Guide Download", "Quick Facts", "Camps *FALL HITTING CAMP INFO ADDED*", "On line Questionnaire II Facilities", "Promotions II History", and "Game Notes". At the bottom of the screenshot is a "RAZORVISION" section with links for "Sign Up Now", "More Info", "Login", and "Customer Care/Help", and a "Featured Videos" section with links for "Game Replays", "Highlights", and "Live Events".

Arkansas Media Outlets

Arkansas Democrat-Gazette

Northwest Arkansas Bureau 479-770-8469

Nate Allen Sports Services

Nate Allen 479-442-5536

Arkansas Sports 360

Chris Bahn (NW Arkansas) 479-595-9360

Jim Harris (Central Arkansas) 501-372-1443

Arkansas News Bureau (Little Rock)

Harry King 501-370-0860

KATV-TV (ABC)

Steve Sullivan - Sports Director 501-324-7544

KARK-TV (NBC)

Kerri O'Hara - Sports Director 501-340-4525

KFSM-TV (CBS)

John Engleman - Sports Director 479-521-1330

KHOG-TV (ABC)

Mark Lericos - Sports Director 479-521-1010

KLRT-TV (Fox 16)

David Reath - Sports Director 501-217-4257

KNWA-TV (NBC) (Fox)

Jason Carroll - Sports Director 479-684-4423

KTHV-TV (CBS)

Wess Moore - Sports Director 501-244-4561

Hawks Illustrated (Specialty Publication)

Clay Henry - Editor 479-872-5177

Arkansas Traveler (University)

Jimmy Carter - Sports Editor 479-575-7051

Southwest Times Record

Scott Faldon - Sports Editor 479-785-7753

KHBS-TV (ABC)

Fort Smith 479-783-8133

UATV-TV (University)

Larry Foley - Faculty Manager 479-575-3601

Associated Press

Kurt Voigt 800-715-7291



For the 20th-consecutive season, every pitch of the Arkansas baseball season can be heard on the Razorback Sports Network from IMG College. The network spans the state of Arkansas and can also be heard in neighboring states as well as across the globe via the internet.

The Razorback Baseball Radio Network is one of the largest collegiate baseball radio networks in the nation. With more than 20 affiliates, Razorback baseball games are never more than a dial away no matter where an Arkansas fan resides.

Chuck Barrett returns to the booth for his 20th season as the network's play-by-play announcer. Barrett has called nearly every pitch since the network's inception in 1992 and his voice has become synonymous with Arkansas baseball. Barrett is joined in the booth by former Arkansas Sports Information Director Rick Schaeffer who returned to Razorback baseball broadcasts in 2001 after a five-year absence. Schaeffer handles color analyst duties for most games but has filled in for the occasional play-by-play spot when Barrett has been unavailable.



2011 RAZORBACK BASEBALL SPORTS NETWORK AFFILIATES

KASR-FM	92.7	Conway
KAGH-FM	104.9	Crossett
KELD-FM	106.5	El Dorado
KQSM-FM	92.1	Fayetteville
KXJK-AM	950	Forrest City
KHGG-FM	103.1	Fort Smith
KWXI-AM	670	Glenwood
KWXI-FM	98.9	Glenwood
KFFA-AM	1360	Helena
KFFA-FM	103.1	Helena
KXAR-AM	1490	Hope
KZHS-AM	590	Hot Springs
KABZ-FM	103.7	Little Rock
KTTG-FM	96.3	Mena
KOMT-FM	107.5	Mountain Home
KURM-AM	790	Rogers
KURM-FM	100.3	Rogers
KARV-AM	610	Russellville
KARV-FM	101.3	Russellville
KWAK-FM	105.1	Stuttgart
KWYN-AM	1400	Wynne



Chuck Barrett

Director of Broadcasting - 4th Year

Baseball Voice of the Razorbacks - 20th Year

Three-time Arkansas Sportscaster of the Year

Chuck Barrett is in his fourth year as a full-time member of the Arkansas Athletic Department, but his affiliation with the University goes back to 1992.

Arkansas' Director of Broadcasting handles radio play-by-play duties for football, men's basketball and baseball. He is also the host of Bobby Petrino Live, John Pelphrey Live, a speaker at Razorback Club meetings and handles all voice-over work for the athletic department, in addition to other duties.

Barrett, who has been named Arkansas Sportscaster of the Year three times (2007, 2008 and 2010), originally hails from Clarksville, Ark., and has been a part of the Arkansas Razorback Sports Network football radio broadcasts for 17 years in a variety of roles. He became the play-by-play voice of the Arkansas men's basketball team at the start of the 2010-11 season, replacing Mike Nail who held the position for 29 years. He has handled Razorback baseball radio play-by-play for the past 19 seasons.

Prior to joining the Arkansas staff, he was a radio talk show host for Citadel Broadcasting for 15 years.

Barrett, who is married to Precious, is a board member of the Brandon Burlsworth Foundation.



NUMERICAL ROSTER



	No.	Name	Pos.	B/T	Ht.	Wt.	Class	Hometown/HS/JC
RAZORBACKS	1	Matt Vinson	OF	S/R	6-2	200	So./1L	Alma, Ark./Alma HS
	3	Pierce Trumper	RHP/INF	R/R	6-1	190	Fr./HS	Fort Collins, Colo./Rocky Mountain HS
	4	Jacob Morris	OF	S/R	6-3	215	R-Fr./RS	Coppell, Texas /Coppell HS
	5	Matt Reynolds	INF	R/R	6-1	200	So./1L	Tulsa, Okla./Bishop Kelley HS
	6	Jimmy Bosco	OF	L/R	5-9	170	So./TR	Granite Bay, Calif./Jesuit HS/University of California
	10	Kendall Wehrle	RHP	R/R	6-3	210	R-So./1L	Papillion, Neb./La Vista South HS
	11	Franco Broyles	OF	R/R	6-0	190	R-Fr./RS	Fayetteville, Ark./Fayetteville HS
	12	Bo Bigham	INF	R/R	5-10	180	Jr./2L	Texarkana, Ark./Arkansas HS
	14	Jarrold McKinney	OF	R/R	5-11	220	Jr./2L	Hughes Springs, Texas/Hughes Springs HS
	15	Nolan Sanburn	OF/RHP/C	R/R	6-0	185	Fr./HS	Kokomo, Ind./Kokomo HS
COACHES	16	Sam Bates	OF	L/R	6-5	220	Jr./TR	Cabot, Ark./Cabot HS/Crowder JC
	17	Barrett Astin	RHP	R/R	6-1	190	Fr./HS	Forrest City, Ark./Forrest City HS
	18	Tim Carver	INF	R/R	6-0	185	R-Jr./2L	Fayetteville, Ark./Fayetteville HS
	19	Jake Wise	C	R/R	6-0	200	Fr./HS	Houston, Texas/ Cypress Falls HS
	20	Dominic Ficociello	INF	S/R	6-4	185	Fr./HS	Fullerton, Calif./Fullerton Union HS
	21	Kyle Atkins	OF	R/R	5-11	180	R-So./1L	DeQueen, Ark./DeQueen HS
	24	DJ Baxendale	RHP	R/R	6-2	190	So./1L	Jacksonville, Ark./Sylvan Hills HS
	25	Collin Kuhn	OF	R/R	6-0	200	R-Jr./2L	Beaver Dam, Wis./Beaver Dam HS
	26	Jacob Rice	OF/INF	R/R	6-3	190	Fr./HS	Tulsa, Okla./Union HS
	27	James McCann	C	R/R	6-3	210	Jr./2L	Santa Barbara, Calif./Dos Pueblos HS
PLAYERS	28	Kyle Robinson	OF/1B	R/R	6-3	215	Sr./1L	Boca Raton, Fla./Westminster Acad./Indian River CC
	29	Eric Fisher	OF/1B	L/L	6-3	200	Fr./HS	Spring, Texas/Klein HS
	30	Brandon Moore	RHP	R/R	6-3	245	Fr./HS	Van Buren, Ark./Van Buren HS
	32	Randall Fant	LHP	L/L	6-4	185	So./1L	Texarkana, Texas/Texas HS
	34	Colby Suggs	RHP	R/R	6-0	225	Fr./HS	Sulphur Springs, Texas/Sulphur Springs HS
	35	Houston Pruitt	RHP	R/R	6-1	185	Fr./HS	Springdale, Ark./Har-Ber HS
	36	Jeff Harvill	LHP	L/L	6-0	180	Fr./HS	Keithville, La./Evangel Christian Academy
	37	Trent Daniel	LHP	L/L	6-1	190	R-So./TR	Bryant, Ark./Bryant HS/UA-Fort Smith
	38	D.D. Bigham	OF	R/R	6-0	175	So./TR	Texarkana, Ark./Arkansas HS/Chandler Gilbert JC
	39	Brett Wilburn	C	S/R	5-10	190	So./TR	Irving, Texas/MacArthur HS/Richland JC
2010 SEASON	40	Ben Hays	RHP	R/R	6-5	220	R-Jr./TR	Joplin, Mo./Joplin HS/Illinois State
	47	Geoffrey Davenport	LHP	L/L	6-1	185	Jr./2L	Ft. Worth, Texas/Paschal HS
	48	Zack Hall	LHP	L/L	6-2	205	R-So./1L	Springdale, Ark./Har-Ber HS
	51	Cade Lynch	LHP	L/L	6-6	230	So./TR	Jonesboro, Ark./Valley View HS/Panola JC
	55	Ryne Stanek	RHP	R/R	6-4	180	Fr./HS	Overland Park, Kan./Blue Valley HS

Coaches and Support Staff

Head Coach:	2 Dave Van Horn, 9th Season (Arkansas, 1988)
Assistant Coach:	22 Todd Butler, 6th Season (McNeese State, 1991)
Assistant Coach:	31 Dave Jorn, 15th Season (SE Missouri State, 1981)
Volunteer Assistant Coach:	9 Scott Gurss, 1st Season (NW Oklahoma State, 2008)
Student Assistant Coaches:	41 Brian Walker 7 Matt Willard
Director of Operations:	Clay Goodwin
Athletic Trainer:	Masa Abe
Managers:	Trey Baughtman Sammy Hassen Andrew Loyd

2011 Razorback Pronunciation Guide

Randall Fant	fANT
Dominic Ficociello	FIC-uh-chello
Collin Kuhn	Coon
Ryne Stanek	STAN-ik
Kendall Wehrle	WHIRL-e



ALPHABETICAL ROSTER/BREAKDOWN

No.	Name	Pos.	B/T	Ht.	Wt.	Class	Hometown/HS/JC
17	Barrett Astin	RHP	R/R	6-1	190	Fr./HS	Forrest City, Ark./Forrest City HS
21	Kyle Atkins	OF	R/R	5-11	180	R-So./1L	DeQueen, Ark./DeQueen HS
16	Sam Bates	OF	L/R	6-5	220	Jr./TR	Cabot, Ark./Cabot HS/Crowder JC
24	DJ Baxendale	RHP	R/R	6-2	190	So./1L	Jacksonville, Ark./Sylvan Hills HS
12	Bo Bigham	INF	R/R	5-10	180	Jr./2L	Texarkana, Ark./Arkansas HS
38	D.D. Bigham	OF	R/R	6-0	175	So./TR	Texarkana, Ark./Arkansas HS/Chandler Gilbert JC
6	Jimmy Bosco	OF	L/R	5-9	170	So./TR	Granite Bay, Calif./Jesuit HS/University of California
11	Franco Broyles	OF	R/R	6-0	190	R-Fr./RS	Fayetteville, Ark./Fayetteville HS
18	Tim Carver	INF	R/R	6-0	185	R-Jr./2L	Fayetteville, Ark./Fayetteville HS
37	Trent Daniel	LHP	L/L	6-1	190	R-So./TR	Bryant, Ark./Bryant HS/UA-Fort Smith
47	Geoffrey Davenport	LHP	L/L	6-1	185	Jr./2L	Ft. Worth, Texas/Paschal HS
32	Randall Fant	LHP	L/L	6-4	185	So./1L	Texarkana, Texas/Texas HS
20	Dominic Ficociello	INF	S/R	6-4	185	Fr./HS	Fullerton, Calif./Fullerton Union HS
29	Eric Fisher	OF/1B	L/L	6-3	200	Fr./HS	Spring, Texas/Klein HS
48	Zack Hall	LHP	L/L	6-2	205	R-So./1L	Springdale, Ark./Har-Ber HS
36	Jeff Harvill	LHP	L/L	6-0	180	Fr./HS	Keithville, La./Evangel Christian Academy
40	Ben Hays	RHP	R/R	6-5	220	R-Jr./TR	Joplin, Mo./Joplin HS/Illinois State
25	Collin Kuhn	OF	R/R	6-0	200	R-Jr./2L	Beaver Dam, Wis./Beaver Dam HS
51	Cade Lynch	LHP	L/L	6-6	230	So./TR	Jonesboro, Ark./Valley View HS/Panola JC
27	James McCann	C	R/R	6-3	210	Jr./2L	Santa Barbara, Calif./Dos Pueblos HS
14	Jarrold McKinney	OF	R/R	5-11	220	Jr./2L	Hughes Springs, Texas/Hughes Springs HS
30	Brandon Moore	RHP	R/R	6-3	245	Fr./HS	Van Buren, Ark./Van Buren HS
4	Jacob Morris	OF	S/R	6-3	215	R-Fr./RS	Coppell, Texas/Coppell HS
35	Houston Pruitt	RHP	R/R	6-1	185	Fr./HS	Springdale, Ark./Har-Ber HS
5	Matt Reynolds	INF	R/R	6-1	200	So./1L	Tulsa, Okla./Bishop Kelley HS
26	Jacob Rice	OF/INF	R/R	6-3	190	Fr./HS	Tulsa, Okla./Union HS
28	Kyle Robinson	OF/1B	R/R	6-3	215	Sr./1L	Boca Raton, Fla./Westminster Acad./Indian River CC
15	Nolan Sanburn	OF/RHP/C	R/R	6-0	185	Fr./HS	Kokomo, Ind./Kokomo HS
55	Ryne Stanek	RHP	R/R	6-4	180	Fr./HS	Overland Park, Kan./Blue Valley HS
34	Colby Suggs	RHP	R/R	6-0	225	Fr./HS	Sulphur Springs, Texas/Sulphur Springs HS
3	Pierce Trumper	RHP/INF	R/R	6-1	190	Fr./HS	Fort Collins, Colo./Rocky Mountain HS
1	Matt Vinson	OF	S/R	6-2	200	So./1L	Alma, Ark./Alma HS
10	Kendall Wehrle	RHP	R/R	6-3	210	R-So./1L	Papillion, Neb./La Vista South HS
39	Brett Wilburn	C	S/R	5-10	190	So./TR	Irving, Texas/MacArthur HS/Richland JC
19	Jake Wise	C	R/R	6-0	200	Fr./HS	Houston, Texas/ Cypress Falls HS

Roster Breakdown BY CLASS

Seniors	1
Redshirt Juniors.....	3
Juniors	5
Redshirt Sophomores	4
Sophomores.....	8
Redshirt Freshmen	2
Freshmen.....	12

BY POSITION

Catchers	3
Infielders	4
Outfielders.....	13
Pitchers	15

BY STATE

Arkansas	14
California.....	3

Colorado	1
Florida	1
Indiana.....	1
Kansas	1
Louisiana	1
Missouri.....	1
Nebraska	1
Oklahoma	2
Texas	8
Wisconsin	1

HAZORBACKS

COACHES

PLAYERS

BAUM STADIUM

2010 SEASON

2011 OPPONENTS

HISTORY

UNIVERSITY



RAZORBACKS



1
Matt Vinson
So. • 6-2 • 200 • S/R
OF • Alma, Ark.



3
Pierce Trumper
Fr. • 6-1 • 190 • R/R
RHP/INF • Fort Collins, Colo.



4
Jacob Morris
R-Fr. • 6-3 • 215 • S/R
OF • Coppell, Texas



5
Matt Reynolds
So. • 6-1 • 200 • R/R
INF • Tulsa, Okla.



6
Jimmy Bosco
OF • 5-9 • 170 • L/R
OF • Granite Bay, Calif.



10
Kendall Wehrle
R-So. • 6-3 • 210 • R/R
RHP • Papillion, Neb.



11
Franco Broyles
R-Fr. • 6-0 • 190 • R/R
OF • Fayetteville, Ark.

COACHES



12
Bo Bigham
Jr. • 5-10 • 180 • R/R
INF • Texarkana, Ark.



14
Jarrod McKinney
Jr. • 5-11 • 220 • R/R
OF • Hughes Springs, Texas



15
Nolan Sanburn
Fr. • 6-0 • 185 • R/R
OF/RHP/C • Kokomo, Ind.



16
Sam Bates
Jr. • 6-5 • 220 • L/R
OF • Cabot, Ark.



17
Barrett Astin
Fr. • 6-1 • 190 • R/R
RHP • Forrest City, Ark.



18
Tim Carver
R-Jr. • 6-0 • 185 • R/R
INF • Fayetteville, Ark.



19
Jake Wise
Fr. • 6-0 • 200 • R/R
C • Houston, Texas

PLAYERS



20
Dominic Ficociello
Fr. • 6-4 • 185 • S/R
INF • Fullerton, Calif.



21
Kyle Atkins
R-So. • 5-11 • 180 • R/R
OF • DeQueen, Ark.



24
DJ Baxendale
So. • 6-2 • 190 • R/R
RHP • Jacksonville, Ark.



25
Collin Kuhn
R-Jr. • 6-0 • 200 • R/R
OF • Beaver Dam, Wis.



26
Jacob Rice
Fr. • 6-3 • 190 • R/R
OF/INF • Tulsa, Okla.



27
James McCann
Jr. • 6-3 • 210 • R/R
C • Santa Barbara, Calif.




28
Kyle Robinson
Sr. • 6-3 • 215 • R/R
OF/1B • Boca Raton, Fla.

BAUM STADIUM



29
Eric Fisher
Fr. • 6-3 • 200 • L/L
OF/1B • Spring, Texas



30
Brandon Moore
Fr. • 6-3 • 245 • R/R
RHP • Van Buren, Ark.



32
Randall Fant
So. • 6-4 • 185 • L/L
LHP • Texarkana, Texas



34
Colby Suggs
Fr. • 6-0 • 225 • R/R
RHP • Sulphur Springs, Texas



35
Houston Pruitt
Fr. • 6-1 • 185 • R/R
RHP • Springdale, Ark.



36
Jeff Harvill
Fr. • 6-0 • 180 • L/L
LHP • Keithville, La.



37
Trent Daniel
R-So. • 6-1 • 190 • L/L
LHP • Bryant, Ark.

2010 SEASON



38
D.D. Bigham
So. • 6-0 • 175 • R/R
OF • Texarkana, Ark.



39
Brett Wilburn
So. • 5-10 • 190 • S/R
C • Irving, Texas



40
Ben Hays
R-Jr. • 6-5 • 220 • R/R
RHP • Joplin, Mo.



47
Geoffrey Davenport
Jr. • 6-1 • 185 • L/L
LHP • Ft. Worth, Texas



48
Zack Hall
R-So. • 6-2 • 205 • L/L
LHP • Springdale, Ark.



51
Cade Lynch
So. • 6-6 • 230 • L/L
LHP • Jonesboro, Ark.



55
Ryne Stanek
Fr. • 6-4 • 180 • R/R
RHP • Overland Park, Kan.

2011 OPPONENTS



Dave Van Horn
Head Coach
9th Season



Todd Butler
Assistant Coach
6th Season



Dave Jorn
Assistant Coach
15th Season



Scott Gurs
Volunteer Asst. Coach
1st Season



Clay Goodwin
Dir. of Baseball Ops.
4th Season



Brian Walker
Student Asst. Coach
1st Season



Matt Willard
Student Asst. Coach
1st Season

HISTORY

UNIVERSITY

2011 RAZORBACKS





#2 • Dave Van Horn

Head Coach

9th Season • Arkansas, 1988

2004 SEC Coach of the Year

2001 *Baseball America* National Coach of the Year

2000, 2001 ABCA Midwest Region Coach of the Year

How do you replace a retiring legend? Look to one of the many disciples that the legend inspired and in Arkansas' case that was Dave Van Horn. The Razorbacks faced this dilemma in June of 2002 as it looked to fill the vacancy left by Norm DeBriyn's departure. What Van Horn has done in his eight seasons as the skipper of the Razorbacks has the Hogs on course to reach new levels of achievement and has secured Arkansas' spot among the elite baseball programs in the nation.

Van Horn led Arkansas to the NCAA Tournament for the ninth consecutive year in 2010. The Razorbacks also reached the Super Regional round in back-to-back years for the first time in program history. On the strength of a 40-18 record after the Southeastern Conference Tournament, the Hogs were selected to host an NCAA Regional for the fifth time in school history. Arkansas advanced to the Super Regionals with a 7-2 victory over Washington State in a winner-take-all regional championship game. In the Super Regionals, the Razorbacks went toe-to-toe with the tournament's top seed Arizona State on its home field. Arkansas lost a pair of 12-inning heartbreakers to finish the season with a 43-21 record.

Van Horn also achieved three coaching milestones during the 2010 regular season. The Razorback skipper picked up his 300th win at Arkansas on April 9 in an 8-3 win over Mississippi State. On February 27 in a 10-8 win over Troy, Van Horn earned his 600th win as a Division I head coach. He recorded career win No. 900 on May 21 in a 4-3 victory at Vanderbilt.

Arkansas also set a new school record for attendance in 2010 as 292,734 fans saw a game at Baum Stadium, besting the previous record of 266,270 set during the 2007 season. The Razorbacks finished second in the country in both total attendance and average attendance (7,704 average). Arkansas has ranked in the top five in national attendance for the past six years.

For the second time in his Razorback coaching career, Van Horn and his team made the ultimate postseason push and collected the program's sixth trip to Omaha for the 2009 College World Series. Rebounding from a late-season slump, Arkansas advanced to the semifinals of the SEC Baseball Tournament before earning its eighth-consecutive berth into an NCAA Regional. Supported by their fans, the Razorbacks hit the road and swept their way through the Norman Regional and Tallahassee

Super Regional, besting Washington State and national seeds Oklahoma and Florida State along the way. In Omaha, Arkansas won two games and tied for a third-place national finish, equaling the 1985 team for the second-best finish in program history.

The 2009 regular season had its share of highlights, too. The Razorbacks jumped out to an 8-0 start in SEC play for the first time in program history. The club achieved another first when *Collegiate Baseball* released its April 6 poll with Arkansas ranked No. 1, the first top ranking by any publication in program history. The Razorbacks faced Arizona State in a midweek series that same week, the first No. 1 vs. No. 1 matchup at Baum Stadium. Arkansas solidified its top billing by knocking off the Sun Devils in both games.

In the finale against Arizona State, the Razorbacks had the support of a Baum Stadium-record 11,014 fans. That number is a significant reminder of the traditionally strong attendance figures for the Arkansas baseball team. In 2009, the Razorbacks finished No. 2 in national attendance with an average of 7,906 fans per game.

The highly decorated coach has both individual and team honors throughout his 22-year coaching resume beginning at Texarkana (Texas) Community College all the way through the present. Individually, he has been named national coach of the year twice, regional coach of the year twice and conference coach of the year four times. His teams have made four College World Series appearances, won five outright conference championships, a Division II National Championship and made 12 consecutive appearances in the NCAA Regional Tournament.

To prove his long-term success, Van Horn made history on March 22, 2008, when he managed the Razorbacks to a come-from-behind 14-13 win over LSU. The victory gave Van Horn his 800th career win and earned him a place on the College Baseball Foundation's National All-Star Lineup. In his 22 years of coaching, Van Horn has amassed a 904-419 (.683) record and is 319-179 (.641) at Arkansas.

Since joining the Razorbacks as head coach, Van Horn has led his teams to a SEC Championship, two SEC Western Division titles, eight NCAA Tournament berths and two College World Series appearances. His players have earned 10 All-America honors, 10 All-SEC nods, 70 SEC Academic Honor Roll spots and 10 Capital One Academic All-



The Van Horn family (L to R): Karen, Dave, Mariel and Hollan



District accolades. Not resting on his laurels, Van Horn has kept his competitive juices flowing as he seeks to bring a national championship to his alma mater.

Not only have his players flourished in collegiate baseball, but several have gone on to solid professional baseball careers. More than 100 former players have signed professional contracts, including former Razorback standouts Zack Cox, Brett Eibner, Jess Todd and Craig Gentry. Todd, now with the Cleveland Indians, was called up by the St. Louis Cardinals, while Gentry was promoted to the big leagues by the Texas Rangers. Other past stars for Van Horn include Ken Harvey (Kansas City Royals), Jamal Strong (Seattle Mariners) and Dan Johnson (Oakland Athletics).

When Van Horn took over the Razorback program prior to the 2003 season, he inherited a team that lacked depth and was thought of as weak within the SEC. Changing the culture of the team immediately, Van Horn guided his inaugural squad to both the SEC and NCAA Tournaments. His team was ranked in all four major baseball polls throughout the year and picked up series wins at No. 6 South Carolina and No. 5 Auburn.

Since that first year, Van Horn has been named SEC Coach of the Year, made seven trips to the SEC Tournament, guided his team to eight NCAA Regionals, four NCAA Super Regionals and two College World Series appearances. The success of the program and Van Horn's no-nonsense approach to his team has endeared him to the Razorback faithful. The Arkansas fan base has grown steadily since Van Horn was given the reins of the program and three renovations have been completed at Baum Stadium since his arrival to accommodate the growing numbers. Over the past seven seasons, Baum Stadium, already one of the nicest collegiate baseball parks in the nation, has grown with the addition of nearly 5,000 chair back seats, 32 luxury boxes and now has a capacity of 10,737.

One of the things that Van Horn is known for is recruiting fundamental players and molding them into the stars of tomorrow. In his first season with Arkansas, only two Razorbacks were taken in the Major League Baseball first year player draft. That number has grown significantly over the years with a high water mark of nine taken after the 2007 season. Two of Arkansas' stars, Nick Schmidt (2007) and Logan Forsythe (2008) were selected in the first round of the draft and 17 have been picked in the first 10 rounds since he took over, including four in the first five rounds of the 2010 MLB Draft.

The Razorbacks have been successful in every facet of the game over the past eight seasons. Hitting was the focal point in some seasons while pitching dominated in others, but Van Horn knows that to accomplish his ultimate goal it takes a total team effort.

In 2007, Arkansas won the Razorbacks' third SEC Western Division title when they went 18-12 in league play. The Hogs were 43-21 overall, hosted their fourth NCAA Regional and finished the season No. 18 in the final *Collegiate Baseball* rankings.

That team was one of Van Horn's best in terms of individual pitching prospects. Two-time first-team All-American Nick Schmidt was taken by the San Diego Padres in the first round of the MLB draft (No. 23 overall). Right-handers Jess Todd and Duke Welker were each taken in the second round by St. Louis and Pittsburgh, respectively. Todd also earned second-team All-America honors.

DAVE VAN HORN AT A GLANCE

Personal Information

- Date of Birth: Sept. 17, 1960
- Wife: Karen
- Children: Hollan, Mariel

Alma Mater

- Masters of Science, East Texas State University (Texarkana), 1992
- Arkansas, 1988

Head Coaching Experience

- Arkansas: 2003-Present
- Nebraska: 1998-2002
- Northwestern (La.) State: 1995-97
- Central Missouri State: 1994
- Texarkana (Texas) CC: 1989-93

Assistant Coaching Experience

- Arkansas: 1985-88 (graduate assistant)

Playing Experience

- Atlanta Braves organization: 1982-84
- Arkansas: 1982
- McLennan (Texas) CC: 1980-81
- 10th-round selection of the Atlanta Braves: 1982

Team Accomplishments

- College World Series appearances as head coach at Arkansas: 2004, 2009 at Nebraska: 2001, 2002
- College World Series appearances as a graduate assistant coach at Arkansas: 1985, 1987
- Southeastern Conference Champions: 2004
- SEC Western Division Champions: 2004, 2007
- SEC Tournament: 2003, 2004, 2005, 2006, 2007, 2009, 2010
- Big 12 Regular Season and Tournament Champions: 2001
- 11-straight NCAA tournament appearances (1999, 2000, 2001, 2002, 2003, 2004, 2005, 2006, 2007, 2008, 2009, 2010)
- Southland Conference Champions: 1995, 1997
- Division II National Championship: 1994
- NJCAA Texas Eastern Conference Champions: 1992

Awards & Honors

- SEC Coach of the Year: 2004
- *Baseball America* National Coach of the Year: 2001
- Big 12 Coach of the Year: 2001
- ABCA Midwest Region Coach of the Year: 2000, 2001
- Southland Coach of the Year: 1995, 1997
- NCAA Division II National Coach of the Year: 1994
- ABCA Central Region Coach of the Year: 1994



The Razorbacks Under Dave Van Horn

	W/L	Home	Away	Neutral
RAZORBACKS	Alabama	13-14	9-3	3-9
	Albany	1-0	1-0	-
	Alcorn State	1-0	1-0	-
	Arizona	0-1	-	0-1
	Arizona State	2-4	2-0	0-4
	Auburn	15-9	7-5	8-4
	Ball State	2-1	2-1	-
	Bucknell	1-0	-	1-0
	Cal State Fullerton	1-0	-	1-0
	Cal State Northridge	3-0	3-0	-
COACHES	California	4-2	2-1	2-1
	Centenary	10-2	7-1	3-1
	Creighton	2-0	2-0	-
	Dallas Baptist	2-0	0-0	1-0
	Eastern Illinois	5-0	5-0	-
	Florida	15-10	8-1	5-7
	Florida State	4-0	2-0	2-0
	George Mason	1-0	-	1-0
	Georgia	10-9	7-5	3-3
	Grambling State	1-0	1-0	-
PLAYERS	Hawai'i	1-0	0-0	1-0
	Illinois-Chicago	7-1	7-1	-
	Illinois State	2-1	2-1	-
	Kansas	7-1	7-1	-
	Kansas State	3-1	3-0	0-1
	Kentucky	11-4	7-2	4-2
	Lamar	0-2	-	0-2
	Le Moyne	1-0	-	1-0
	Louisiana-Monroe	1-1	1-1	-
	Louisiana State (LSU)	9-18	3-9	6-6
BAUM STADIUM	Louisiana Tech	13-2	6-0	5-2
	McNeese State	4-0	4-0	-
	Memphis	1-0	-	1-0
	Miami (Ohio)	1-0	-	1-0
	Minnesota	4-1	3-0	1-1
	Mississippi	10-18	3-9	6-6
	Mississippi State	11-13	4-8	7-5
	Mississippi Valley St.	1-0	1-0	-
	Missouri	1-0	1-0	0-0
	Missouri State	10-3	6-2	4-1
2010 SEASON	Missouri Southern	1-0	1-0	-
	Navy	1-0	-	1-0
	Nebraska	2-2	1-1	1-1
	New Mexico	4-1	2-0	2-1
	Northern Colorado	7-1	7-1	-
	Ohio State	1-0	-	1-0
	Oklahoma	3-1	1-0	2-1
	Oklahoma State	3-3	1-3	1-0
	Oral Roberts	9-6	5-3	4-3
	Pepperdine	0-1	-	0-1
2011 OPPONENTS	Princeton	1-0	1-0	-
	Saint Louis	1-0	1-0	-
	Siena	3-0	3-0	-
	South Alabama	1-0	-	1-0
	South Dakota Stae	3-1	3-1	-
	South Carolina	13-8	5-4	5-3
	St. John's	3-0	3-0	-
	Stanford	0-1	-	0-1
	Stephen F. Austin	1-0	-	1-0
	TCU	1-0	-	1-0
HISTORY	Tennessee	13-10	6-3	6-6
	Texas	1-3	-	1-2
	Texas A&M	1-3	-	1-3
	Texas-Arlington	5-0	-	2-0
	Texas-Pan American	2-2	1-0	1-2
	Troy	5-1	3-0	2-1
	Valparaiso	2-0	2-0	-
	Vanderbilt	13-12	7-4	6-5
	Virginia	1-0	-	1-0
	Washington	0-1	-	0-1
UNIVERSITY	Washington State	6-1	5-1	1-0
	Western Illinois	2-0	2-0	-
	Western Michigan	2-0	2-0	-
	Wichita State	5-2	4-1	1-1
	Wisconsin-Milwaukee	6-0	6-0	-
	Wright State	3-0	3-0	-

The excitement around Baum Stadium that season also brought the Razorback nation out in record numbers. Arkansas fans set the school record for average attendance while also setting the then-NCAA mark for average attendance in a season with 8,089 tickets sold per game.

Schmidt's success on the mound was a continuation of his 2006 season where the lefty was named the SEC Pitcher of the Year by the league coaches. The Razorbacks went 39-21 that season and hosted another NCAA Regional.

A hot start to the 2005 season had the Razorbacks ranked as high as No. 5 nationally as they opened the year 20-2, but a rash of bad luck sidetracked what was shaping up to be a magical year. Despite the setbacks, the Razorbacks did come just a breath away from pulling one of the nation's biggest upsets as it won its first two games at the NCAA Austin Regional. Arkansas would go all the way to the final game of the regional before losing to eventual national champion, Texas.

Arkansas' 2004 season was one for the history books as the Hogs won 45 games, shared the SEC regular-season title, hosted NCAA Regional and Super Regional games and made its fifth appearance at the College World Series. The following all came true despite the Razorbacks getting picked to finish last in the SEC's Western Division by the league coaches. Along the way, Arkansas won 19 SEC games, swept a weekend series in Baton Rouge, La., against No. 2 LSU and dispatched a tough Florida State team in the Super Regional in two games. The Razorback sweep of LSU was the first time since 1988 that the Tigers had been swept at home by a conference opponent. The Razorback accomplishments led to a top 10 finish in all four major collegiate baseball polls including a program high No. 6 ranking by *Baseball America*.

Prior to taking the helm of the Arkansas program on June 21, 2002, Van Horn enjoyed a very successful five-year run as the head coach at the University of Nebraska. In a short period of time, he built a once-fledgling program into a national powerhouse. Prior to his arrival, the Cornhuskers had made just four postseason appearances in 108 years of baseball history. With their new skipper on the bench, Nebraska went to four NCAA Tournaments and two College World Series.

During his stint with Nebraska, Van Horn amassed a 214-92 (.699) record, won three consecutive Big 12 Tournament titles and earned Nebraska's first regular-season conference title in 51 years. He was twice named the American Baseball Coaches Association's Midwest Region Coach of the Year and posted back-to-back 50-win seasons in 2000 and 2001. In his second season with Nebraska, Van Horn guided his club to its first NCAA Tournament berth in 18 years after it won the Big 12 Tournament, its first title of any kind in nearly 50 years.





Similar to what he has done at Arkansas, Nebraska's players shined with Van Horn at the helm. The Cornhuskers had at least one player named finalist for national player of the year honors in three seasons including a pair of Howser Award Finalists. Seven players were named first-team All-America and 26 earned All-Big 12 accolades including a school record nine in 2000. The Cornhuskers also excelled in the classroom with 30 Phillips 66 Academic All-Big 12 selections (21 first-teamers) and seven players named academic all-district.

Prior to his move to Nebraska, Van Horn coached three seasons with Northwestern State in Natchitoches, La., his first foray as a head coach in Division I. He went 106-65 (.620) in those three seasons and won two Southland Conference regular-season titles (1995 and 1997). Each title also earned him Southland Conference Coach of the Year honors.

Van Horn spent one season at the Division II level, coaching Central Missouri State in 1994 and his effects there were awe-inspiring. Taking the reins of the program with just six weeks of preparation before the season, the Mules got off to a quick start by winning 12 of its first 13 games and eventually put together a 21-game winning streak. CMSU won the MIAA Conference Championship and the tournament title before eventually dominating at the NCAA Championships to win the school's first national championship. In 2000, Central Missouri honored Van Horn and his 1994 team by inducting them into the Central Missouri State Hall of Fame.

The storied career of Van Horn as a head coach began with a humble start at Texarkana (Texas) Community College in 1989. In five sea-

sons with the Bulldogs, Van Horn guided Texarkana to a 214-72 (.748) record. He set records for single season wins in four of his five seasons beginning with his first and guided his 1992 squad to the NJCAA Texas Eastern Conference Championships.

Prior to his first stint as a head coach, Van Horn worked with the man he replaced at Arkansas, Coach DeBriyn, for four seasons as a graduate assistant, assisting the Razorbacks to a pair of College World Series. The Hogs were 184-71-1 (.721) while he was a GA and made the NCAA Regional Tournament in each of his four seasons.

Van Horn's playing career was spent in the infield where he was a highly touted player. Two seasons at McLennan (Texas) Community College earned him All-America, Region 5 Player of the Year, all-conference and all-region honors. The standout defensive third baseman was drafted by the Chicago White Sox, but instead Van Horn transferred to Arkansas.

In one year with the Razorbacks, Van Horn earned All-Southwest Conference honors as well as the team's most valuable player and SWC Newcomer of the Year accolades. Following his junior year, the Atlanta Braves selected Van Horn in the 10th round of the 1982 draft. Van Horn would spend three seasons with the Braves organization before returning to Fayetteville to begin his coaching career.

Van Horn is married to the former Karen Lee. The couple has two daughters, Hollan (17) and Mariel (13).

VAN HORN: YEAR-BY-YEAR

Year	School	Record	Pct.	Conf.	Place	Tourn.	Postseason
1989	Texarkana CC	39-18	.684	NA	NA	NA	
1990	Texarkana CC	44-14	.759	NA	NA	NA	
1991	Texarkana CC	45-12	.789	NA	NA	NA	
1992	Texarkana CC	48-10	.827	NA	1st	NA	
1993	Texarkana CC	38-18	.678	NA	NA	NA	
	<i>Totals</i>	<i>214-72</i>	<i>.748</i>				
1994	Central Missouri St.	51-11	.823	15-1	1st (Div.)	1st (4-1)	NCAA II Champs
	<i>Totals</i>	<i>51-11</i>	<i>.823</i>	<i>15-1</i>		<i>1 (4-1)</i>	
1995	Northwestern State	37-15	.711	19-5	1st	DNP (0-2)	
1996	Northwestern State	34-27	.557	14-16	2nd (Div.)	2nd (3-2)	
1997	Northwestern State	35-23	.603	19-9	1st	DNP (0-2)	
	<i>Totals</i>	<i>106-65</i>	<i>.620</i>	<i>52-30</i>		<i>1 (3-2)</i>	
1998	Nebraska	24-20	.545	10-13	7th	DNQ	DNQ
1999	Nebraska	42-18	.700	16-9	5th	1st (4-0)	NCAA (1-2)
2000	Nebraska	51-17	.750	21-9	2nd	1st (5-1)	NCAA (4-2)
2001	Nebraska	50-16	.758	20-8	1st	1st (4-0)	CWS (5-2)
2002	Nebraska	47-21	.691	16-11	2nd	2nd (3-1)	CWS (5-3)
	<i>Totals</i>	<i>214-92</i>	<i>.699</i>	<i>67-39</i>		<i>4 (16-2)</i>	<i>4 (15-9)</i>
2003	Arkansas	35-22	.612	14-16	6th West	T-7th (0-2)	NCAA (1-2)
2004	Arkansas	45-24	.652	19-11	t1st Overall	4th (2-2)	CWS (6-3)
2005	Arkansas	39-22	.636	13-17	t5th West	T-7th (0-2)	NCAA (2-2)
2006	Arkansas	39-21	.650	18-12	2nd West	T-7th (0-2)	NCAA (1-2)
2007	Arkansas	43-21	.672	18-12	1st West	2nd (3-1)	NCAA (2-2)
2008	Arkansas	34-24	.586	14-15	4th West	DNQ	NCAA (0-2)
2009	Arkansas	41-24	.631	14-15	4th West	4th (2-2)	CWS (7-2)
2010	Arkansas	43-21	.672	18-12	2nd West	T-7th (0-2)	NCAA (3-3)
	<i>Totals</i>	<i>319-179</i>	<i>.641</i>	<i>128-110</i>	<i>.538</i>	<i>7 (7-13)</i>	<i>8 (22-18)</i>
	Career Totals	904-419	.683	262-180	.593	30-18 (.625)	35-25 (.583)



#22 • Todd Butler

*Recruiting Coordinator/Hitting/Outfield
6th Season • McNeese State, 1991*



Todd Butler joined the Razorback staff in July of 2005 and is known around the country for his ability to attract the best talent and develop strong hitters. The Razorbacks use those talents to their fullest as Butler serves as the hitting instructor, outfield coach and recruiting coordinator.

Butler brought with him a philosophy of aggressiveness at the plate which allows his hitters to produce more power. The 2010 Arkansas offense was one of the most prolific in school history. The Hogs finished the season with a .306 team batting average, the first time since the 2005 season that the Razorbacks had closed a year with a better than .300 team batting average. Arkansas also set a school record with 92 home runs hit during the 2010 season. This high-powered offense helped the team to a 43-21 record and a trip to the NCAA Super Regionals for the second-straight year, marking the first consecutive trips to a Super Regional in program history.

A pair of Butler's pupils were honored with All-American honors following the 2010 season. Zack Cox set a new school record with a .429 batting average to go along with nine home runs and 48 RBI, while Brett Eibner hit .333 with a team-leading 22 homers and 71 RBI. Both players were early-round selections in the 2010 MLB Draft. Cox was the sixth first-round pick in school history after being taken by the St. Louis Cardinals with the 25th overall pick. Eibner was selected in the second round with the 54th overall pick by the Kansas City Royals.

In 2009, the Razorbacks used a combination of power and team speed to advance to the College World Series for the sixth time in program history. The hot-swinging Razorbacks blasted their way through the Norman Regional, on their way to producing 38 runs in the three-game round. Arkansas went on to add 16 runs to its postseason total in a sweep of Florida State in the Tallahassee Super Regional. The hitting barrage carried over into the Hogs' first game in Omaha with 10 runs against Cal State Fullerton.

Arkansas hit .288 and finished second in the Southeastern Conference with 75 home runs on its way to capturing the 2007 SEC Western Division title and advancing to the championship game of the SEC Tournament.

During Butler's 17-year career as an NCAA Division I assistant or head coach, he has constructed nine recruiting classes that ranked among the nation's top 10 including four in his five years with the Razorbacks. The 2010 recruiting class was ranked eighth by *Baseball America*, while his 2008 recruiting class ranked fourth by *Collegiate Baseball*. Both the 2005 and 2006 classes were ranked 10th by *Baseball America*. In 2005, the publication tabbed Arkansas' recruiting class as the nation's top junior college collection of players and some of those

BUTLER PERSONAL FILE

Date of Birth:	July 23, 1966
Wife:	Melissa
Children:	Caitlyn and Kendyll
Alma Mater:	McNeese State • 1991
Head Coaching Experience:	McNeese State • 2001-2003
Assistant Coaching Experience:	Arkansas • July 2005-present
	Alabama • 2004-05
	Alabama • 1995-2000
	McNeese State • 1993-94
	Blinn (Texas) Junior College • 1992
Student Assistant:	McNeese State • 1990-91
Playing Experience:	Burlington, N.C. (Indians) • 1988
	Waterloo, Iowa (Indians) • 1988
	Oklahoma • 1987-88
	McNeese State • 1985-86

players have already made their mark in professional baseball as right-handed pitchers Jess Todd and Duke Welker were both drafted in the second round of the 2007 Major League Baseball Draft. Todd ascended quickly through the St. Louis Cardinals' organization and was called up to the big leagues in June 2009.

On the field, Butler has also made a huge impact with the Razorbacks as his teams have produced five of the top 10 home run hitting clubs in 85 years of Arkansas history. In Butler's first season the Hogs belted 65 home runs which ranked sixth all-time. Since then, the 2007 team blasted 75 home runs in 64 games and the 2008 team hit 77 in 58 contests for an average of 1.32 per game, the second highest average in school history.

The 2009 Razorbacks tallied 80 home runs which tied for the second-highest mark in program history. Arkansas set a new program



The Butler family (L to R): Caitlyn, Melissa, Kendyll and Todd



record with 92 round-trippers during the 2010 season. Over the last four seasons, Arkansas has made waves in six team season statistical categories including runs, doubles, home runs, RBI, walks and total bases.

While his influence on the Razorbacks as a whole has been profound, it's the work he has accomplished with several individuals that paints a much brighter picture. Danny Hamblin was a terror at the plate during the 2006 and 2007 seasons as he produced some of the biggest single-season home run totals ever. Hamblin connected for 17 home runs as a junior after hitting just 17 his first two seasons at Arkansas. Despite getting drafted by the Oakland A's, Hamblin returned to Arkansas for his senior season and slammed another 22 home runs, the second-highest single-season total in school history. His 57 career home runs are the most by any individual in Razorback history.

Another Butler disciple was Logan Forsythe who went from a .189 hitter as a freshman to .347 as a sophomore and .351 as a junior. Forsythe flourished with Butler's guidance and earned first-team All-SEC honors after his junior season and was drafted in the first round of the MLB draft by the San Diego Padres thanks to his skills at the plate and defensive prowess. He was tabbed as the No. 5 prospect in the Padres organization in December 2009.

Another Butler recruit that became a star was Casey Coon. A junior college recruit by Butler, Coon exploded in his first year with the Razorbacks with 71 RBI, a total that ranked third in the SEC and tied for eighth all-time at Arkansas. Coon also hit nine home runs and 13 doubles to secure a .425 on-base percentage.

One of the most experienced and talented assistant coaches in college baseball, Butler came to Fayetteville after two assistant coaching stints (eight total years) at the University of Alabama and three years as the head coach at his alma mater, McNeese State.

In 2001, Butler took over as head coach at McNeese State in his hometown of Lake Charles, La., where he compiled a 90-83 (.520) overall record in three seasons. In his last season at McNeese, he guided the Cowboys to the 2003 Southland Conference Tournament championship, their first in 10 years.

The win at the conference tournament secured just the fourth NCAA Regional bid in McNeese State's history and the Cowboys were sent to the Houston Regional at Rice's Reckling Park. Butler's team gave eventual national champion Rice all they could handle before falling to the Owls, 3-2, in 10 innings. Ole Miss eliminated the Cowboys from the 64-team field the following day.

Prior to assuming the head coaching duties at McNeese State, Butler served as the hitting instructor and outfielders coach during his first stint with the Crimson Tide from 1995-2000. He helped guide Alabama to six NCAA Regional appearances as well as three trips to the College

World Series in 1996, 1997 and 1999. The Tide advanced to the SEC Tournament in all six of those seasons, claiming the SEC Tournament title in 1995, 1996, 1997 and 1999.

Butler also earned his reputation as one of the country's top recruiters during those first six years at Alabama. He helped the Crimson Tide land some of the nation's top talent as Alabama recorded three-consecutive top 10 recruiting classes. The Tide's 1999 freshman class was ranked as the fourth-best in the country and still ranks as the highest ranked class in school history.

Under Butler's leadership, the Crimson Tide became one of the most feared offensive clubs in America. Alabama's 1997 team led the NCAA in four offensive categories, including runs scored (679), total hits (860) and total bases (1,571) while finishing second in home runs (160).

In addition, the Crimson Tide won the NCAA statistical championship for highest slugging percentage (.621), eclipsing the previous school record (.521 in 1983) by 100 points.

Butler returned to Alabama as an assistant baseball coach on June 26, 2003. He spent the 2004 and 2005 seasons on the Tide staff as the recruiting coordinator, hitting instructor and infield coach, while also coaching first base.

He continued to showcase his ability to sign some of the top recruiting classes in the country upon his return to the Alabama bench. Alabama's 2005 freshman class was rated 10th in the fall of 2004 in *Baseball America's* Dandy Dozen College recruiting classes.

Before joining Alabama for the first time, Butler served as an assistant coach at McNeese State in 1993 and 1994. He was an assistant coach at Blinn Junior College in Brenham, Texas, in 1992, where he helped the Buccaneers advance to the NJCAA World Series.

Butler's coaching career began as a student-assistant coach at McNeese State, where he earned his bachelor's degree in liberal studies in 1991.

He spent two summers coaching in the Alaska Baseball League. His first stint in Alaska was as an assistant coaching job in 1991 with the Kenai Peninsula Oilers, helping them to the NBC World Series. He then coached for the Anchorage Glacier Pilots in 1992.

Butler was born on July 23, 1966, in Alexandria, La., and is married to the former Melissa Borrel. The couple has two daughters, Caitlyn (13) and Kendyll (9).





#31 • Dave Jorn

Pitching Coach

15th Season • Southeast Missouri State, 1981



Beginning his 15th overall season with the Razorbacks, Dave Jorn has made a lasting and profound impression on the baseball program. In his second stint with Arkansas, Jorn is beginning his ninth season as the pitching coach with head coach Dave Van Horn.

Jorn's unmistakable impact on the Razorback baseball program can not only be seen on the pitcher's mound but in the locker room and on the draft boards of every Major League Baseball team.

During two assistant coaching stints in Fayetteville, Jorn has been a part of 587 wins, four trips to the College World Series and 13 NCAA Tournament berths. In addition, the Hogs have enjoyed nine 40-win seasons, two 50-win campaigns and his Razorback pitchers have tossed five no-hit games.

Jorn returned to Arkansas in 2003 after a 14-year career in Major League Baseball as a coach for the New York Mets, New York Yankees and Arizona Diamondbacks. Prior to working in the pros, he spent six years with the Razorbacks under legendary Arkansas head coach Norm DeBriyn. In his second tour of duty with the Razorbacks, he has revived Arkansas' pitching fortunes once again.

In 2010, the Arkansas pitching staff was one of the best in the Southeastern Conference. The Razorback rotation finished the year with a 3.93 ERA, finishing third in the conference and posting the first sub-4.00 ERA since the 2007 season and just the fifth in the last 20 years. Arkansas pitchers also posted the second-best strikeout to walk ratio in school history at 2.92, fanning 551 batters and issuing just 189 bases on balls.

The ace of the Razorback pitching staff in 2010 was Drew Smyly. The southpaw finished the year with a 9-1 record and a 2.80 ERA. He was recognized for his stellar season by earning All-SEC honors. Smyly was drafted in the second round of the 2010 MLB Draft by the Detroit Tigers with the 68th overall pick.

Jorn's 2007 starting rotation was possibly the best three-man rotation in college baseball and one of the best in school history. Nick Schmidt, who garnered All-America honors for the second-consecutive season, anchored a rotation that included junior college transfers Jess Todd and Duke Welker. The trio combined for 27 wins, 315 innings, a .217 opponent batting average and 319 strikeouts.

Under Jorn's guidance, Schmidt finished his three-year Razorback career as one of the most-decorated players to ever don an

JORN PERSONAL FILE

Date of Birth:	Oct. 2, 1954
Wife:	Melinda
Children:	Christina; Molly and Maggie
Alma Mater:	Southeast Missouri State • 1981
Head Coaching Experience:	Staten Island Yankees - A (Yankees) • 2001 South Bend Silver Hawks - A (Diamondbacks) • 2000
Assistant Coaching Experience:	Arkansas • 2003-present New York Yankees Scout • 2001-02 South Bend Silver Hawks - A (Diamondbacks) • 1999-2000 Lethbridge, Alberta - R (Diamondbacks) • 1998 Columbia Bombers - A (Mets) • 1997 Kingsport Mets - A (Mets) • 1995-96 Columbia Bombers - A (Mets) • 1993-94 Albany Yankees - AA (Yankees) • 1991-92 Greensboro Bats - A (Yankees) • 1990 Prince William Cannons - A (Yankees) • 1989 Arkansas • 1983-88 Lurleen B. Wallace (Ala.) Junior College • 1982
Playing Experience:	Springfield (Ill.) - AAA (Cardinals) • 1981 Little Rock (Ark.) - AA (Cardinals) • 1980 St. Petersburg (Fla.) - A (Cardinals) • 1978-79 Gastonia (N.C.) - A (Cardinals) • 1977 Sarasota (Fla.) - R (Cardinals) • 1976

Arkansas uniform. His 11-3 record and career-low 2.69 ERA in 2007 cumulated a career that produced a 28-8 record, 2.83 ERA and a school record 345 strikeouts. Schmidt also earned SEC Pitcher of the Year honors in 2006.

Schmidt was drafted in the first round of the 2007 Major League Baseball Draft by the San Diego Padres with the 23rd overall selection. He became the first Razorback to be drafted in the first round since 1999 and just the fourth first-rounder in school history.

Jorn's trio of starting pitchers were all selected by the 82nd overall pick in the second round of the 2007 MLB Draft. Welker went with the 68th pick to the Pittsburgh Pirates while Todd was taken No. 82 by the St. Louis Cardinals. Both Schmidt and Todd were picked as first-team All-SEC selections by league coaches. Todd also earned second-



The Jorn family (L to R): Dave, Maggie, Melinda



team All-American honors with a 9-3 record, two saves, two complete games and 128 strikeouts that tied for the third-most in a single season in school history. During the summer of 2009, Todd was called up by the St. Louis Cardinals to join the big-league team.

Jorn's 2007 staff became just the third Arkansas pitching staff in the last 16 years to have an ERA below 4.00. All three of those teams have been under the guidance of Jorn, including the 2004 staff that posted a 3.87 ERA and the 2006 group whose 3.64 ERA was the lowest since 1990.

The Hogs' 2007 pitchers recorded a school-record 565 strikeouts in 569 innings of work for 8.9 strikeouts per nine innings that ranked fifth nationally. The staff also garnered a 2.58 strikeout-to-walk ratio and held opponents to a .249 batting average. The 2006 staff, led by Schmidt, posted the 12th-best team ERA (3.64) in school history. It was the lowest ERA in 15 years. The last Hogs' staff to post a better ERA was the 1991 team that had a 3.59 ERA.

In 2006, Schmidt finished 9-3 with 145 strikeouts and was named the league's top pitcher by the coaches. His 145 strikeouts were also the second-most in a single season in Arkansas history. Jorn also molded lefty Devin Collis into one of the league's top closers, finishing with nine saves. Shaun Seibert also came into his own under Jorn's guidance, posting a 2.79 ERA that ranked second in the SEC.

In 2005, Arkansas posted a 4.05 ERA and rode the strong arms of Charley Boyce and freshman All-American Schmidt to 39 wins and a NCAA Regional berth. Seibert and Schmidt were both named to the *College Baseball* Freshman All-America team for their standout efforts. In 2004, the Hogs claimed a share of the SEC overall title and advanced to the College World Series for the first time in 15 seasons. Under Jorn's guidance, Razorback hurlers posted the lowest team ERA since 1991 with a 3.87 mark. Jorn helped Boyce post a 10-3 record and a 3.20 ERA in 2004, while part-time starter Jay Sawatski also posted a 10-3 record with a 3.38 ERA. The Hogs' bullpen was equally effective under Jorn's instruction in 2004 as the relievers recorded a 3.72 ERA with a 25-11 record and 16 saves, one shy of tying the team record of 17.

Jorn first served as the Hogs' pitching coach from 1983-88. During Jorn's time on DeBriyn's staff, Arkansas posted a record of 268-108 (.713), competed in five NCAA Regionals and earned trips to the 1985 and the 1987 College World Series. Six different Razorback pitchers earned All-Southwest Conference honors during that span including Kevin Campbell ('84), Tim Deitz ('85), Bobby Edwards ('87, '88), Fred Farwell ('85), Steve Parker ('86) and Tim Peters ('87).

Van Horn and Jorn coached together on the UA staff from 1985-88. Van Horn was a graduate assistant while Jorn was in the midst of his first stint as UA's pitching coach.

Jorn left the Razorback program in January of 1989 to work in player development in the New York Yankees' minor league system. He was the pitching coach at Class A Prince William, Va., in the Carolina League in 1989, helping the Cannons to a league title. Jorn then served in the same position in the Class A South Atlantic League in Greensboro, N.C., in 1990. He spent two years (1991-92) as the pitching coach at the Yankees' Class AA affiliate in Albany, N.Y., helping them to a league championship in 1991.

He joined the New York Mets' organization in 1993 and worked with their Class A South Atlantic League affiliate in Columbia, S.C., in 1993-94. Jorn transferred to Kingsport, Tenn., to serve as pitching coach for the Mets in the Class A rookie league from 1995-96, winning a league title in 1996. He then returned to Columbia, S.C., for the 1997 season.

In 1998, he was hired by the Arizona Diamondbacks and worked as the pitching coach in Lethbridge, Ontario, Canada, in the organization's short season Class A league club in the Pioneer League.

Jorn spent the next two seasons (1999-2000) with the Diamondbacks' Class A Midwest League affiliate in South Bend, Ind. He served as the pitching coach in 1999 before being elevated to the role of manager in 2000.

Jorn rejoined the Yankees' organization in 2001 as a scout covering the Midwest. He was responsible for scouting in the states of Arkansas, Kansas, Missouri, Nebraska, North Dakota and South Dakota. Following the 2001 draft, he managed the Yankees' Class A short season team playing in the New York-Penn League in Staten Island, N.Y.

Prior to his initial tenure at Arkansas, he was the pitching coach at Lurleen B. Wallace (Ala.) Junior College for one season.

Jorn and Melinda Gatling were married in April 2007. They have two daughters, Molly Kuhl (25), who was married to Kaleb Kuhl in December 2009, and Maggie Gatling (18). Jorn also has a daughter, Christina, and twin grandchildren Kellen and Alexis (8).





Clay Goodwin

*Director of Baseball Operations
4th Season • Arkansas, 2005*



Once the foundation of a stellar Razorback infield, Clay Goodwin is now the cornerstone of an even better Razorback coaching staff as he starts his fourth season with the Arkansas coaching staff as its Director of Baseball Operations.

In his capacity as the Director of Operations, Goodwin coordinates many of the behind-the-scenes aspects of the Razorback baseball program as he works in conjunction with the Arkansas coaching staff. Some of his duties include acting as an on-campus recruiting official, coordinating all official and unofficial visits to Arkansas' campus, assisting with team travel and ordering inventory of all equipment needs.

Prior to his appointment to Director of Operations, Goodwin spent the 2006 season as the Diamond Hogs' fifth-year student assistant coach. He assisted the UA coaching staff with practices, day-to-day administrative duties and on game days. He helped hitting coach Todd Butler with hitting instruction while assisting with the Hogs' infield. He then served as a team manager for Arkansas during the 2007 season.

Goodwin was an outstanding player for the Razorbacks over four seasons and because of that his name is littered throughout the Arkansas record book. An excellent defensive third baseman, he was also known to have an effective bat as he finished his career with a .297 average, 49 doubles, 12 home runs and 127 RBI. At the conclusion of his four years, he ranked eighth in career at bats (750), tied for ninth in career hits (223) and tied for fifth in career singles (157). Goodwin appeared in 202 games as a Razorback, making 193 starts.

He hit a team-best .332 as a sophomore and followed that with a team-leading .319 average as a junior. His run production spiked as a senior with a career-best five home runs, 17 doubles and 42 RBI. He also finished his career with a .934 fielding percentage at third base and 408 assists.

Goodwin was born on Oct. 1, 1981, and graduated from the University of Arkansas in May of 2005 with a degree in kinesiology. He completed his master's degree in the fall of 2006 at the University of Arkansas in workforce development. Goodwin is married to the former Jill Johnson.

GOODWIN PERSONAL FILE

Date of Birth:	October 1, 1981
Wife:	Jill
Alma Mater:	Arkansas • August 2005
Director of Baseball Operations	Arkansas • August 2007-pres.
Coaching Experience	Arkansas • August 2005-June 2006
Playing Experience:	Arkansas • 2002-05



Kelly Moore

*Baseball Staff Associate/Camp Coordinator
8th Season • Arkansas, 2004*



Kelly Moore is in her eighth year working for Coach Dave Van Horn in the Arkansas baseball office and her ninth year working for the University of Arkansas Athletic Department.

Her duties include coordinating team travel, administration of the equipment budget, organizing the recruiting databases and the day-to-day operations of the baseball office.

A native of Fort Smith, Ark., Moore also serves as the coordinator for the very successful Dave Van Horn Razorback Baseball Camps.

Born August 10, 1978, she holds a bachelor's degree in adult education from the University of Arkansas and is married to Max Moore, a native of Fayetteville, Ark. The couple has two children, Maddux (3) and Addi Grace (1).



The Moore family (L to R): Addi Grace, Kelly, Maddux and Max

**9 • Scott Gurss***Volunteer Assistant Coach**1st Season • Northwestern Oklahoma State, 2008*

Scott Gurss begins his first season as the volunteer assistant coach for the Arkansas baseball team. Gurss will work primarily with the Razorback infielders.

Gurss joins the Razorbacks after spending three summers as the head assistant coach and hitting coach for the Cotuit Ketteleers of the Cape Cod Baseball League. While with the Ketteleers, Gurss held one-on-one workouts with several top collegiate players, including Arkansas catcher James McCann, who played for Cotuit during the summer of 2010. Gurss also coached former Razorback Zack Cox during the summer of 2009. He was also responsible for field maintenance for all regular season and playoff games. During his three seasons, the Ketteleers went to the playoffs each season, including winning the Cape Cod League championship in 2010.

Prior to his time on the Cape, Gurss was a student assistant coach at his alma mater, Northwestern Oklahoma State University. Gurss constructed and devised practice plans for fall, winter and spring practices, was responsible for all field maintenance duties, created a fundraising program and implemented a work out plan for individual players.

Gurss also has served as the Head Summer Travel Coach for the Alva Renegades and as the Summer Varsity Head Coach of Deer Creek High School in Edmond, Okla.

A native of Edmond, Okla., Gurss graduated from Northwestern Oklahoma State University in 2008 with a degree in health and sports science. He resides in Fayetteville.

**41 • Brian Walker***Student Assistant Coach**1st Season*

Brian Walker is in his first season as a student assistant coach. Walker works primarily with the Razorback catchers.

Walker joins the Arkansas coaching staff after spending the last four years in the Anaheim Angels minor league system. Walker closed the 2010 season with the Angels' triple-A squad, Salt Lake City. In six games with Salt Lake City, he hit .300 with six RBIs.

A three-year letterwinner at Arkansas, Walker played in 164 games, including 145 starts, and hit .260 with 26 home runs and 98 RBIs. Walker was stellar in the field for the Razorbacks, committing just five errors over his three-year career for a .996 fielding percentage. He was drafted in the 29th round of the 2007 MLB Draft by the Anaheim Angels.

A native of Tulsa, Okla., Walker is pursuing a degree in kinesiology. Walker and his wife, McKenzi, have two children, Claire (2) and Joseph (2).

**7 • Matt Willard***Student Assistant Coach**1st Season*

Matt Willard enters his first season as a student assistant coach. Willard will work with the Arkansas infielders during the 2011 season.

Willard returns to Arkansas after playing three years in the minor leagues in the Cleveland Indians system. Willard most recently played in 2009, where he split time between single-A Lake County and single-A Kinston.

A two-year letterwinner as a Razorback, Willard saw time in 105 games and made 89 starts. He finished his collegiate career with a .289 batting average, two home runs and 36 RBIs. Willard was selected in the 49th round of the 2007 MLB Draft by the Cleveland Indians.

A native of Philadelphia, Willard is majoring in marketing. Willard resides in Fayetteville.



Masa Abe
Athletic Trainer



Trey Boughtman
Manager



Dave England
Head Athletic
Trainer



Sammy Hassen
Manager



Justin Johnson
Academic
Coordinator



Pat Kelly
Public Address
Announcer



Andrew Loyd
Manager



Wade Mosley
Turf Manager
Baum Stadium



Mike Strouhal
Strength Coach



Jason Suitt
Director of
Marketing



Under the supervision of coordinator Sarah Maland, the University of Arkansas Diamond Dolls are a select group of young women who devote countless hours to the Razorback baseball program. The Diamond Dolls' duties include selling scorecards, assisting with on-field promotions and serving as bat girls.

RAZORBACKS

COACHES

PLAYERS

BAUM STADIUM

2010 SEASON

2011 OPPONENTS

HISTORY

UNIVERSITY



Callie Aday



Kasarah Barron



Ally Broyles



Allee Buffalo



Morgan Carter



Katie DiSabato



Claire Harter



Jaimie Hibbs



Charlee Jordan



Jennifer Kurtz



Samantha Kurtz



Kelsy Litchenburg



Devonnice Mann



Caroline Mertens



Morgan Newton



Hannah Parsons



Calli Reasnor



Danielle Spoon



Katie Waldrip



Lauren Waldrip



Sierra Walker



Kathryn Ward



Ashton Witt



Katey Zimmerman



Sarah Maland
Coordinator





The RBI Girls have entertained Razorback baseball fans since the 1997 season, performing dance routines and leading cheers from the top of the dugouts prior to all home games and between innings. They have become an integral part of the game day experience at Baum Stadium. The RBI Girls are accompanied at all baseball games and events by Ribby, the Arkansas baseball mascot. This year's Ribby is James Newton. The RBI Girls are coached by Brooke Bailey and Jean Nail.



HAZORBACKS

COACHES

PLAYERS

BAUM STADIUM

2010 SEASON

2011 OPPONENTS

HISTORY

UNIVERSITY



Courtney Adcock



Emily Clark



Emily Corbin



Audrey Gregory



Olivia Hargreaves



Megan Meador



Baillie Moler





Courtney VanDorple



Meredith Weaver



Kelsey Wren





#21 • Kyle Atkins

5-11 • 180 • R-So. • R/R • OF
DeQueen, Ark. (DeQueen HS)



Career Highs

Category	Highs	Opponent (last time)	Date
At Bats	3	2x (vs. Vanderbilt)	5/26/10
Runs	2	vs. Saint Louis	4/7/10
Hits	2	vs. Saint Louis	4/7/10
RBI	2	vs. Saint Louis	4/7/10
HR	--		
BB	1	2x (at Arizona State)	6/12/10
SB	1	5x (vs. Vanderbilt)	5/26/10
K	2	2x (vs. Florida)	5/27/10

Van Horn on Atkins

"Kyle has been battling injuries since the day he started at Arkansas. He hasn't had the opportunity to play summer ball due to injuries and surgeries. He's behind on his at bats. He's one of the fastest base runners on the team. The key for Kyle to get in the lineup is the bat. He plays a solid outfield. He stole some bases for us last year off the bench and was used basically as a pinch runner. We hope that he'll increase that role this season."

2010 (Redshirt Freshman)

Used primarily for his ability on the bases as a pinch runner ... Scored a run in each of the first two games of the season against Ball State ... Made first start of collegiate career in game one of midweek series against South Dakota State ... Had a career-best two hits in three at-bats with two RBI and two runs scored vs. Saint Louis ... Started both games for Arkansas at the SEC Tournament ... Had a hit and stolen base in SEC Tournament opener against Vanderbilt ... Appeared in both Super Regional games at Arizona State ... Drew a walk in the opener in Tempe ... Played in 27 games during the season, including three starts ... Hit .214 with two RBI and five stolen bases.

2009 (Freshman)

Atkins redshirted during the 2009 season.

Summer Baseball


2009: Played with the Brazos Valley Bombers in the Texas Collegiate League ... Had 12 hits and was second on the team with 17 walks and seven stolen bases ... Posted a .370 on-base percentage.

DeQueen High School

A four-year letterwinner in baseball, track and football ... Named all-conference three times ... Chosen for the all-state tournament team as a junior and senior and named all-state as a senior ... Set a DeQueen school record for stolen bases with 35 ... In track, set a school record for the 100-meter dash.

Personal

Atkins is the son of Mike and Patti Atkins ... Has two siblings, Molly Arnold and Ryan ... Majoring in communication disorders.





Atkins' Career Statistics

Year	Avg	GP	GS	AB	R	H	2B	3B	HR	RBI	TB	SLG%	BB	HBP	SO	GDP	OB%	SF	SH	SB	ATT	PO	A	E	FLD%
2010	.214	27	3	14	7	3	0	0	0	2	3	.214	2	0	8	0	.294	1	0	5	6	3	0	0	1.000
TOTAL	.214	27	3	14	7	3	0	0	0	2	3	.214	2	0	8	0	.294	1	0	5	6	3	0	0	1.000



#24 • DJ Baxendale

6-2 • 190 • So. • R/R • RHP

Jacksonville, Ark. (Sylvan Hills HS)



Career Highs

Category	Highs	Opponent (last time)	Date
Innings Pitched	6.1	at Arizona State	6/13/10
Hits	5	2x (at Vanderbilt)	5/20/10
Runs	7	vs. Kentucky	4/4/10
Earned Runs	7	vs. Kentucky	4/4/10
Walks	3	at Arizona State	6/13/10
Strikeouts	5	vs. New Mexico	4/13/10

Van Horn on Baxendale

"DJ is a very versatile right-handed pitcher with good stuff. He has an excellent fastball with a lot of movement and a sharp breaking ball. He's an outstanding defensive fielding pitcher, which is always nice to have in the middle of the diamond. Right now, he's going to begin the season as a starter. He could be our top closer and reliever. He could flip flop and do that role as the season goes on as long as some of our pitchers develop. DJ is one of those guys that's going to do whatever is best for the team. Right now, he's definitely one of our top three pitchers and has an opportunity to start on the weekend."

2010 (Freshman)

Made his first career appearance in the second game of the season against Ball State ... Struck out two over two innings against Troy to earn first career save ... Picked up saves in next three appearances—against Troy, California and South Dakota State—to push season total to four ... Struck out four in the final game of that stretch ... Pitched the final two innings against LSU and secured the win with a pickoff at second base ... Picked up saves five and six at McNeese State and against Alabama, respectively, allowing just one hit in a combined 2.1 innings of work ... Closed out 8-5 win at Mississippi State with seven-out save ... Named to the midseason watch list for the sixth annual NCBWA Stopper of the Year Award ... Earned first career start in midweek matchup against New Mexico ... Pitched five shutout innings with two hits and a season-high five strikeouts against the Lobos ... Worked 1.2 innings against Vanderbilt at the SEC Tournament ... In his longest outing, a relief appearance in game two of the Tempe Super Regional against top-ranked Arizona State, tallied 6.1 innings with four strikeouts ... Allowed four hits and gave up an unearned run in the game ... Appeared in a team-high 29 games and posted an 0-2 record with a team-leading seven saves and a 3.58 ERA

Summer Baseball

2010: Pitched for the Yarmouth-Dennis Red Sox of the Cape Cod League ... Named Yarmouth-Dennis Pitcher of the Year, finishing second in the Cape Cod League with nine saves ... Was a teammate of sophomore outfielder Matt Vinson ... Made 17 appearances, all in relief, and posted a 2-3 record with a team-leading nine saves and a 2.57 ERA ... Held opponents to a .187 batting average and struck out 14 in 21.0 innings of work ... Appeared in three games in the CCBL Playoffs, picking up two saves and recording a 1.93 ERA.

Sylvan Hills High School

State of Arkansas Gatorade Player of the Year as a senior ... Named Arkansas Player of the Year by the *Arkansas Democrat-Gazette*, Louisville Slugger and MaxPreps following senior season ... Rated the number two draft prospect in Arkansas by *Baseball America* ... Earned high school All-American honors from *Collegiate Baseball*, Louisville Slugger, MaxPreps and *USA Today* ... In two seasons with Sylvan Hills, was a two-time all-conference, all-state and all-state tournament performer ... Led the team to the Arkansas Class 5A State Championship title as a junior ... Earned state tournament MVP honors for his efforts ... Team captured two conference championships and a state runner-up finish during senior season ... Selected to All-Metro and AAA All-Star Games ... Totaled a 42-12 record with a 0.73 ERA during prep career ... Posted a 25-1 record as a junior and senior ... An all-conference and all-state performer with Arkadelphia and Abundant Life prior to joining Sylvan Hills.

Personal

Baxendale is the son of Greg and Shea Baxendale ... Has three siblings, Blake, Bailey and Brooks ... Majoring in communication.





Baxendale's Career Statistics

Year	Avg	GP	GS	AB	R	H	2B	3B	HR	RBI	TB	SLG%	BB	HBP	SO	GDP	OB%	SF	SH	SB	ATT	PO	A	E	FLD%
2010	.000	0	0	0	0	0	0	0	0	0	0	.000	0	0	0	0	.000	0	0	0	0	5	9	0	1.000
TOTAL	.000	0	0	0	0	0	0	0	0	0	0	.000	0	0	0	0	.000	0	0	0	0	5	9	0	1.000

Year	ERA	W	L	App	GS	CG	SHO	CBO	SV	IP	H	R	ER	BB	SO	2B	3B	HR	BF	B/Avg	WP	HBP	BK	SFA	SHA
2010	3.58	0	2	29	3	0	0	1	7	60.1	62	26	24	18	44	5	0	6	258	.273	1	5	0	3	5
TOTAL	3.58	0	2	29	3	0	0	1	7	60.1	62	26	24	18	44	5	0	6	258	.273	1	5	0	3	5



#12 • Bo Bigham

5-10 • 180 • Jr. • R/R • INF
 Texarkana, Ark. (Arkansas HS)

2009 SEC All-Tournament Team

Career Highs

Category	Highs	Opponent (last time)	Date
At Bats	7	vs. Saint Louis	4/7/10
Runs	3	4x (vs. Georgia)	4/16/10
Hits	4	3x (at Arizona State)	6/12/10
RBI	4	2x (vs. Saint Louis)	4/7/10
HR	1	4x (at Vanderbilt)	5/22/10
BB	2	4x (vs. Georgia)	4/16/10
SB	3	at Mississippi State	4/9/10
K	4	at LSU	3/20/10

Van Horn on Bo Bigham

"Bo started at the end of his freshman season during our run to Omaha and was a full-time starter last year. We're hoping that he'll have an injury-free season this year. Last year, he tore a muscle in his non-throwing shoulder the first game of the season. He's penciled in as our starting second baseman and will probably hit in the two-hole to start the season. We're looking for a big year from Bo."

2010 (Sophomore)

Began the season as the team's starter at second base ... Had a hit and run scored in season-opening win against Ball State ... Injured his shoulder in first game of the season ... Returned to lineup as a pinch runner against California in the eighth inning and scored on a home run by James McCann ... Inserted back into starting lineup to begin midweek series against South Dakota State ... In game two, had a career-high four RBI in addition to two runs scored and three hits ... Followed that with a two-hit, three-RBI performance against Wisconsin-Milwaukee ... Had another three-hit effort in game one of the Centenary series ... Scored a career-best three runs in the game ... Defensively, had six putouts and seven assists—both season highs—in game one of Centenary series ... In finale of home series against Kentucky, went 3-for-6 with two runs and two RBI ... Hit first home run of the season in offensive explosion against Saint Louis ... Had a career-high four hits and four RBI in the game ... Totaled five hits and scored six runs, with three stolen bases in the opener, in road series against Mississippi State, helping the Razorbacks to their first-ever sweep in Starkville ... Was 4-for-5 in first game of midweek series against New Mexico ... Capped home Georgia series by reaching base five times, including a 3-for-4 showing at the plate... For his on-field performance against New Mexico and Georgia, was selected to the CollegeBaseball360 Primetime Performer Weekly Honor Roll ... During the week was 11-for-20 (.550) at the plate with six runs scored and a .654 on-base percentage ... Had two hits against Vanderbilt in game one of the last series of the regular season ... Against the Commodores in the SEC Tournament, posted three hits ... Collected eight hits in four games of the Fayetteville Regional with two hits, including a triple, in the clincher against Washington State ... For the third time of the season, had four hits in Tempe Super Regional opener against top-ranked Arizona State ... Started all but one of the 55 games played during the season ... Finished the season with a .316 batting average to go along with three homers and 30 RBI ... Second on the team with 14 stolen bases.

2009 (Freshman)

Named to the SEC All-Tournament Team after batting .400 and providing the Razorbacks with a spark in the lineup ... Hit .417 at NCAA Norman Regional with five hits, three runs scored, his first career triple and two walks ... Hit .421 through the Super Regional with eight hits and six runs ... Scored the Razorbacks' first run against Virginia in the College World Series ... Had a pair of hits in four games in Omaha ... Started 18 games for the Hogs including all 13 postseason contests... Hit .280 in limited plate appearances as he was the back-up second baseman to a fifth-year senior ... Hit his first home run as a Razorback against La.-Monroe on April 14, 2009 ... Was 2-4 in his first game against Valparaiso on March 3 ... Was successful in all four stolen base attempts ... Against No. 9 Florida at the SEC Tournament he went 2-for-3 in the second game between the two schools with a career-best two runs scored and a stolen base.

Arkansas High School

A two-time all-state player ... Batted better than .430 in each of his four years of high school ... As a sophomore, hit a career high .532 with three home runs, 38 RBI and 27 stolen bases ... Hit .500 as a junior with 43 RBI ... Led his team to a state championship ... Capped his prep career with a .460 average ... Had career highs for home runs (10) and RBI (50) ... Also played football and was named all-state twice.

Personal

Bigham is the son of Mike and June Bigham ... Has two siblings, D.D., who is a sophomore outfielder on the team, and Ginger ... Majoring in journalism.





Bo Bigham's Career Statistics

Year	Avg	GP	GS	AB	R	H	2B	3B	HR	RBI	TB	SLG%	BB	HBP	SO	GDP	OB%	SF	SH	SB	ATT	PO	A	E	FLD%
2009	.280	30	18	75	16	21	2	1	1	6	28	.373	13	0	15	1	.386	0	1	4	4	32	56	2	.978
2010	.316	55	54	228	43	72	15	1	3	30	98	.430	11	10	34	1	.373	0	5	14	17	102	139	11	.956
TOTAL	.307	85	72	303	59	93	17	2	4	36	126	.416	24	10	49	2	.377	0	6	18	21	134	195	13	.962



#18 • Tim Carver

6-0 • 185 • R-Jr. • R/R • INF
Fayetteville, Ark. (Fayetteville HS)

Team Captain

2010 Brooks Wallace Shortstop of the Year Watch List

Career Highs

Category	Highs	Opponent (last time)	Date
At Bats	6	vs. Saint Louis	4/7/10
Runs	3	3x (vs. Georgia)	4/18/10
Hits	3	4x (vs. Washington State)	6/5/10
RBI	4	2x (vs. Saint Louis)	4/7/10
HR	2	at California	3/6/10
BB	3	vs. Kansas	3/2/10
SB	2	2x (vs. Georgia)	4/18/10
K	2	7x (at Arizona State)	6/13/10

Van Horn on Carver

"Tim was our starting shortstop last season. He had an outstanding fall. Tim is one of our top hitters and plays outstanding defense. We expect him to have a big season. As of right now, he's penciled in to be our starting shortstop. He was also voted one of our team captains."

2010 (Redshirt Sophomore)

Came off the bench to record an RBI on a sacrifice fly in the season-opening game against Ball State ... Stepped into starting lineup at second base in game two of series with the Cardinals ... Tallied two hits and two RBI in back-to-back games, finale against Ball State and game one against Troy ... Drew a career-high three walks in midweek game against Kansas ... Also scored twice against the Jayhawks ... Hit the first two home runs of his career in 9-5 win at California ... Finished the game with a career-high four RBI ... Was 2-for-4 with career-best three runs scored and two RBI against South Dakota State ... Opened the SEC season with two hits and a stolen base at LSU ... In consecutive games against Kentucky and Saint Louis, totaled five hits, six RBI and three runs with three doubles ... Three hits and four RBI against Saint Louis matched career-high figures ... Equaled hits mark in finale at Mississippi State with 3-for-5 performance at the plate ... Scored two runs in the game ... Put together an 11-game hitting streak in April, tied for the third-longest stretch on the team in 2010 ... Turned in another three-hit tally with two RBI and two runs in opener of Ole Miss series ... Was 3-for-4 against Washington State in the Fayetteville Regional ... Closed out the season with hits in four of last five games ... Started all but one of 60 appearances during the year ... Was a quarterfinalist for the Brooks Wallace Shortstop of the Year Award ... Hit .267 with four round-trippers and 36 RBI ... Was a perfect 9-for-9 in stolen bases.

2009 (Redshirt Freshman)

One of Arkansas' best infield defenders, he was able to play second, shortstop or third base ... As a redshirt freshman, he was known for his glove work and came through with several big hits ... Hit .237 through the SEC Tournament and had three multi-hit games ... He started 24 games, mostly at third base as a platoon player with Zack Cox, and had a season-best six-game hitting streak between April 8 and April 25 ... Against No. 1 Arizona State, he provided the first game-winning hit of his career, a two-RBI single in the fifth inning to lead the Hogs to an 8-7 victory ... Provided two RBI and scored a run at the SEC Tournament against No. 9 Florida while also delivering on two sacrifice attempts, including a squeeze play ... Appeared in two of Arkansas' College World Series games.

2008 (Freshman)

Carver redshirted his first season at Arkansas.

Summer Baseball

2008: Played for the Lodi Grape Sox of the Sierra Collegiate Baseball League.


Fayetteville High School

Helped Fayetteville to back-to-back state championships in 2006 and 2007 ... Two-time all-conference selection ... As a senior earned first-team all-state recognition ... Batted .412 with three home runs, 27 RBI, 31 runs scored, 15 doubles and 12 stolen bases ... Played for the West All-Stars ... Hit .357 as a junior with a team best 45 hits, 13 doubles and 32 runs scored ... Was a second baseman as a sophomore.

Personal

Carver is the son of Dyanna and the late Tim Carver ... Has two sisters, Jenna and Jodi ... Majoring in kinesiology.





Carver's Career Statistics

Year	Avg	GP	GS	AB	R	H	2B	3B	HR	RBI	TB	SLG%	BB	HBP	SO	GDP	OB%	SF	SH	SB	ATT	PO	A	E	FLD%
2009	.229	35	24	83	9	19	2	0	0	10	21	.253	5	2	15	2	.286	1	4	1	2	29	57	7	.925
2010	.267	60	59	232	33	62	11	1	4	36	87	.375	17	8	34	1	.337	1	3	9	9	101	127	15	.938
TOTAL	.257	95	83	315	42	81	13	1	4	46	108	.343	22	10	49	3	.324	2	7	10	11	130	184	22	.935



#47 • Geoffrey Davenport

6-1 • 185 • Jr. • L/L • LHP
Fort Worth, Texas (Paschal HS)

2010 SEC Spring Academic Honor Roll

Career Highs

Category	Highs	Opponent (last time)	Date
Innings Pitched	4.0	vs. Ball State	2/20/10
Hits	5	at Florida	4/24/10
Runs	5	at California	3/7/10
Earned Runs	3	3x (at Vanderbilt)	5/22/10
Walks	3	2x (vs. New Mexico)	4/14/10
Strikeouts	7	vs. Ball State	2/20/10

Van Horn on Davenport

"Geoffrey had a tremendous fall for us. He pitched out of the bullpen and started for us as a sophomore. He continues to develop. The velocity continues to go up with strength and maturity. Right now, he's penciled in as a weekend starter. We're expecting him to have a big year. If we're going to have a successful season, he'll have to step it up on the mound and go from being a midweek starter/weekend reliever to a weekend starter."

2010 (Sophomore)

Took the ball to start the second game of the season ... Allowed two unearned runs and struck out a career-best seven hitters in four innings of work against Ball State ... Picked up a win in relief in a 15-3 triumph over Kansas, his first win of the season ... Once again in relief, picked up second win with two strikeouts in 1.2 innings against Wisconsin-Milwaukee ... Had five strikeouts at McNeese State as the bullpen held up in a 7-6 win ... Penciled in as starter in midweek matchup against New Mexico and turned in three innings of shutout work ... Third and final start of the year came against Missouri State ... Tallied four strikeouts against Louisiana Tech in North Little Rock and South Carolina in Fayetteville ... Allowed one walk or fewer in 23 of 26 appearances during the season ... Pitched in 26 games and finished the season with a 2-2 record and a 3.63 ERA ... Averaged over a strikeout an inning, fanning 46 in 39.2 innings.

2009 (Freshman)

Appeared in four games ... In second appearance, recorded the final two outs of midweek opener against Valparaiso to earn first save of career ... Longest outing of the season (1.2 IP) came against California ... Finished the season with three innings of work.

Summer Baseball


2010: Pitched for the Mat-Su Miners of the Alaska League ... Helped the Miners to a 31-14 record and the Alaska Baseball League Championship ... Finished the summer with a 1.49 ERA, allowing 10 runs in 36.1 innings ... Held opposing hitters to a .230 batting average and had 32 strikeouts. **2009:** Played for the McKinney Marshals in the Texas Collegiate League ... Made five appearances with three starts ... Posted a 1-2 record with a 5.85 ERA ... Pitched 20 innings and allowed 14 runs on 16 hits with 18 strikeouts ... Held opponents to a .211 batting average.

Paschal High School

Led Paschal to district championships his junior and senior seasons ... Named the district MVP as a junior ... Was the district's Offensive MVP as a senior and named all-state.

Personal

Davenport is the son of Jack Davenport and Cathy Cinatl ... Has one sister, Jacklyn ... Majoring in accounting.





Davenport's Career Statistics

Year	Avg	GP	GS	AB	R	H	2B	3B	HR	RBI	TB	SLG%	BB	HBP	SO	GDP	OB%	SF	SH	SB	ATT	PO	A	E	FLD%
2010	.000	0	0	0	0	0	0	0	0	0	0	.000	0	0	0	0	.000	0	0	0	0	3	7	0	1.000
TOTAL	.000	0	0	0	0	0	0	0	0	0	0	.000	0	0	0	0	.000	0	0	0	0	3	7	0	1.000

Year	ERA	W	L	App	GS	CG	SHO	CBO	SV	IP	H	R	ER	BB	SO	2B	3B	HR	BF	B/Avg	WP	HBP	BK	SFA	SHA
2009	12.00	0	0	4	0	0	0	0	1	3.0	10	6	4	1	1	2	0	2	17	.625	0	0	1	0	0
2010	3.63	2	2	26	3	0	0	0	0	39.2	40	20	16	17	46	5	1	5	177	.261	2	1	1	3	3
TOTAL	4.22	2	2	30	3	0	0	0	1	42.2	50	26	20	18	47	7	1	7	194	.296	2	1	2	3	3



#32 • Randall Fant

6-4 • 185 • So. • L/L • LHP
 Texarkana, Texas (Texas HS)



Career Highs

Category	Highs	Opponent (last time)	Date
Innings Pitched	7.0	at Mississippi State	4/11/10
Hits	5	2x (vs. Auburn)	5/1/10
Runs	4	3x (vs. Louisiana Tech)	5/11/10
Earned Runs	4	vs. Auburn	5/1/10
Walks	2	3x (at Mississippi State)	4/11/10
Strikeouts	5	2x (at Florida)	4/25/10

Van Horn on Fant

"Randall got some midweek starts last year and had a couple of relief appearances on the weekend. He really needs to make a jump and move from a midweek pitcher to more of a weekend guy."

2010 (Freshman)

In first career start, pitched three shutout innings without allowing a hit and striking out three ... Earned the win in the game ... Started the finale of the Alabama series ... Allowed two earned runs on four hits against the Crimson Tide ... Picked up the win in Arkansas' 32-8 drubbing of Saint Louis in a midweek matchup ... Threw seven innings in the finale of the Mississippi State series, capping the team's first-ever road sweep of the Bulldogs ... Allowed one earned run on two hits and struck out four hitters in the game ... Notched season-high five strikeouts in back-to-back starts against Oral Roberts and at Florida ... Started team's return to Central Arkansas in midweek game against Louisiana Tech at Dickey-Stephens Park in North Little Rock ... All 10 of his appearances were starts ... Finished the season with a 3-2 record and a 4.37 ERA ... Held opposing hitters to a .227 batting average during the season.

Texas High School


First-team all-district selection as a senior ... Team won two district championships ... As a senior, helped lead the team to a state title ... Hit .391 as a senior with a home run, four doubles, 21 RBI and 28 runs scored ... On the mound, posted an 8-3 mark with a 1.48 ERA and 101 strikeouts in 61.1 innings pitched.

In the Draft

2009 – Boston Red Sox, 21st round (648)

Personal

Son of Burl and Sharon Fant ... Has one brother, Ryan ... Majoring in recreation and sports management.





Fant's Career Statistics

Year	Avg	GP	GS	AB	R	H	2B	3B	HR	RBI	TB	SLG%	BB	HBP	SO	GDP	OB%	SF	SH	SB	ATT	PO	A	E	FLD%
2010	.000	0	0	0	0	0	0	0	0	0	0	.000	0	0	0	0	.000	0	0	0	0	1	4	0	1.000
TOTAL	.000	0	0	0	0	0	0	0	0	0	0	.000	0	0	0	0	.000	0	0	0	0	1	4	0	1.000

Year	ERA	W	L	App	GS	CG	SHO	CBO	SV	IP	H	R	ER	BB	SO	2B	3B	HR	BF	B/Avg	WP	HBP	BK	SFA	SHA
2010	4.37	3	2	10	10	0	0	0	0	35.0	29	21	17	10	25	7	1	10	147	.227	0	2	0	3	4
TOTAL	4.37	3	2	10	10	0	0	0	0	35.0	29	21	17	10	25	7	1	10	147	.227	0	2	0	3	4



#25 • Collin Kuhn

6-0 • 200 • R-Jr. • R/R • OF

Beaver Dam, Wis. (Beaver Dam HS)

NCAA Fayetteville Regional Most Outstanding Player

NCAA Fayetteville Regional All-Tournament Team

Career Highs

Category	Highs	Opponent (last time)	Date
At Bats	6	3x (at Arizona State)	6/13/10
Runs	4	3x (vs. Grambling State)	6/4/10
Hits	4	2x (vs. Georgia)	4/17/10
RBI	4	2x (vs. Kentucky)	4/4/10
HR	2	2x (vs. Grambling State)	6/4/10
BB	3	vs. Valparaiso	3/4/09
SB	3	vs. South Dakota State	3/9/10
K	4	2x (at Arizona State)	6/13/10

Van Horn on Kuhn

"Collin was a leadoff man for us last year. He did a tremendous job and also showed some power. We really like Collin in the leadoff role. He's tough, he takes a walk and he's tough to strikeout. In key situations, he's shown the ability to steal a base. He's an outstanding defender that can play either centerfield or leftfield. We're excited to have him back and hopefully he can jump start our offense."

2010 (Redshirt Sophomore)

Opened the season with at least one hit in the first five games of the season, including a two-hit effort in the middle game of the Troy series ... Scored five runs over the same span ... Reached base in the first 43 games of the season, helped by eight- and 11-game hitting streaks during that stretch ... Began power surge with a solo home run and three RBI against South Dakota State ... In game two of conference-opening series at LSU, was 2-for-5 with a home run, four RBI and two runs scored ... Had two more hits in finale against the Tigers ... Began 11-game hitting streak with three hits in game two of Alabama series ... Totaled 25 hits during the streak and raised his batting average from .307 to .393 ... Also enjoyed a stretch of 13 games in late March into April scoring at least one run ... During the Kentucky series, was 9-for-14 at the plate with seven RBI and seven runs ... In the finale against the Wildcats, lifted a game-winning grand slam in the bottom of the ninth to give Arkansas a 17-16 win ... Ended that game with a career-high four hits ... Named to the CollegeBaseball360 Primetime Performer Weekly Honor Roll for showing against Centenary and Kentucky ... Tied a career-high with four hits against Georgia, finishing a home run shy of hitting for the cycle ... Finished the Georgia series with seven runs scored ... Had a three-run home run in the seventh inning of game one at Florida ... In the finale of Ole Miss series, was hit by a pitch for the 23rd time of the season, setting the school record previously held by Joe Jester (1999) ... At Oklahoma, in the final non-conference game of the season, was 3-for-5 with a double and RBI ... For the second time in his career, hit two home runs to lead the offense in game one of the Fayetteville Regional against Grambling State ... Named the Most Outstanding Player of the Fayetteville Regional ... Was 7-for-17 (.412) at the plate with four home runs, seven RBI, eight runs scored and a 1.235 slugging percentage during the opening round of the postseason ... Only player to appear in all 64 games during the season, including 63 starts ... Posted a .336 batting average with 16 home runs and 52 RBI ... Led the team in doubles (18), triples (4), stolen bases (17) and at-bats (259) and was second in home runs (16), hits (87) and runs scored (66).

2009 (Redshirt Freshman)

SEC Freshman of the Week on 3/16 ... Batted .353 over four games against Centenary and then-No.18 Florida, leading the Hogs against the Gators with a .429 average, a team-leading six hits and scored four runs ... Started one game in the College World Series and came off the bench in the other three ... Scored a run in the CWS ... Was tremendous in the field playing all three outfield positions and had five outfield assists on the year ... In the Auburn series, he had three outfield assists including two in one game making him the first Razorback since Blake Parker in 2004 to accomplish the feat ... Posted a five-game hitting streak between the Florida and Nebraska series then exceeded the streak with a six-game stretch in mid May ... In the Alabama series, he went 4-11 with five runs scored and four RBI including three home runs (the first long balls of his career).

2008 (Freshman)

Kuhn redshirted his first season at Arkansas.

Summer Baseball

2010: Played for the Green Bay Bullfrogs for the second straight summer ... Hit .247 with a homer and 11 RBI in 25 games played ... Posted a .372 on-base percentage and a .376 slugging percentage. **2009:** Returned to the Northwoods League but suited up for the Green Bay Bullfrogs this time around ... Hit .250 in 31 games... Totaled 28 hits, 20 runs, 15 RBI, six doubles and a triple. **2008:** Played for the Duluth Huskies of the Northwoods League ... Batted .252 in 52 games with a .407 on-base percentage ... Had nine stolen bases and 19 RBI.

Beaver Dam High School

Earned all-state and regional All-America honors by the American Baseball Coaches Association ... As a senior batted .534, second highest in school history ... Scored 26 runs and drove in 24 with three doubles and three home runs ... First-team all-state ... Was second-team All-District Six as a junior ... Batted .438 with a home run and 16 RBI in 12 conference games ... Posted a .656 slugging and .578 on-base percentage.

In the Draft

2010 – Detroit Tigers, 15th round (463)

Personal

Kuhn is the son of Mitch and Karen Kuhn ... Has one sister, Cierra ... Majoring in kinesiology.





Kuhn's Career Statistics

Year	Avg	GP	GS	AB	R	H	2B	3B	HR	RBI	TB	SLG%	BB	HBP	SO	GDP	OB%	SF	SH	SB	ATT	PO	A	E	FLD%
2009	.256	59	48	172	39	44	7	2	3	19	64	.372	19	12	41	2	.369	0	8	11	13	94	5	3	.971
2010	.336	64	63	259	66	87	18	4	16	52	161	.622	22	25	50	3	.434	3	4	17	19	130	9	2	.986
TOTAL	.304	123	111	431	105	131	25	6	19	71	225	.522	41	37	91	5	.408	3	12	28	32	224	14	5	.979



#27 • James McCann

6-3 • 210 • Jr. • R/R • C
Santa Barbara, Calif. (Dos Pueblos HS)

Team Captain
Johnny Bench Award Watch List
Capital One Second Team Academic All-District
SEC Baseball Community Service Team
SEC Spring Academic Honor Roll
NCAA Fayetteville Regional All-Tournament Team
NCAA Norman Regional All-Tournament Team

Career Highs

Category	Highs	Opponent (last time)	Date
At Bats	6	3x (vs. Kentucky)	4/4/10
Runs	3	vs. Oklahoma	5/30/09
Hits	3	7x (at Ole Miss)	5/7/10
RBI	4	2x (vs. Kentucky)	4/4/10
HR	2	Grambling State	6/4/10
BB	2	3x (vs. Washington State)	6/6/10
SB	1	3x (vs. Alabama)	3/28/10
K	3	2x (vs. Kansas)	3/2/10

Van Horn on McCann

"James is an outstanding defensive catcher that keeps getting better with the bat all the time. He's a tremendous leader and was selected as a team captain. He's the anchor of our defense. We have so much confidence in James that we let him call most of the pitches. I think he's got a great feel behind the plate. We're looking for him to have a great season."

2010 (Sophomore)

Had hits in the first five games of the season ... During that stretch hit home runs in back-to-back games against Ball State and Troy ... Launched a three-run shot to left field in game one of first road series of the year at California ... Matched a career high with three hits in game two of midweek series with South Dakota State ... In series opener against Wisconsin-Milwaukee, was 2-for-4 with a home run and a career-best four RBI ... Had three hits against LSU in the conference opener in Baton Rouge ... In wild finale at home against Kentucky, totaled three hits with a home run, four more RBI and two runs scored ... Had his first of two six-game hitting streaks in April, including three two-hit games ... Totaled five hits during Ole Miss series including a 3-for-4 performance in game one ... Opened the Fayetteville Regional against Grambling State with two home runs and three RBI ... Named to the All-Regional Team having hit .438 with three home runs, five RBI and four runs scored ... Totaled three hits and two RBI during the Tempe Super Regional against top-ranked Arizona State ... Ended the season on a six-game hit streak ... Was behind the plate as team's catcher for 54 of 59 games played during the year ... Also saw time at first base ... Hit .286 with nine homers and 34 RBI ... Behind the plate, tallied a .994 fielding percentage and was primary handler for a Razorback staff that posted a 3.93 ERA, its lowest since the 2006 season ... Threw out 12 potential base stealers from catcher position.

2009 (Freshman)

Named to NCAA All-Norman Regional Team ... Played in three games, starting two and hit .333 with a double and two RBI and throwing out one base stealer ... Equaled career high with three hits against Virginia in the College World Series ... Started all four games behind the plate for Arkansas in Omaha with at least one hit in each game ... Threw out 15 would-be base stealers on the season ... Gunned down four base stealers in the series against No. 1 Arizona State including three in one game ... Started 35 games with 49 total games played ... Had a season best three-game hitting streak in early March with three hits, three runs scored and two RBI ... Hit the first home run of his career at No. 21 Alabama on May 9, an opposite field shot over the right-center field wall.

Summer Baseball

2010: Played for the Cotuit Kettleers of the Cape Cod League ... Helped the Kettleers to the 2010 Cape Cod Baseball League championship ... Hit .273 with two home runs and five RBI during Cotuit's playoff run.

Dos Pueblos High School


Three-time first-team all-league ... All-CIF Southern Section honorable mention as a senior ... Batted .407 over his four-year prep career ... As a senior batted .442 with three home runs and 25 RBI ... Hit .391 as a junior with 21 RBI and led Dos Pueblos to the Channel League Championship ... Won his first Channel League title as a freshman.


In the Draft

2008 – Chicago White Sox, 31st round (930)

Personal

McCann is the son of Jim and Carla McCann ... Has one brother, Michael ... Majoring in communication.





McCann's Career Statistics

Year	Avg	GP	GS	AB	R	H	2B	3B	HR	RBI	TB	SLG%	BB	HBP	SO	GDP	OB%	SF	SH	SB	ATT	PO	A	E	FLD%
2009	.242	49	35	128	18	31	6	0	1	11	40	.313	6	2	24	3	.285	1	6	0	1	293	43	2	.994
2010	.286	59	58	213	32	61	6	0	9	34	94	.441	18	12	28	4	.373	1	5	3	5	461	45	3	.994
TOTAL	.270	108	93	341	50	92	12	0	10	45	134	.393	24	14	52	7	.341	2	11	3	6	754	88	5	.994



#14 • Jarrod McKinney

5-11 • 220 • Jr. • R/R • OF
Hughes Springs, Texas (Hughes Springs HS)



Career Highs

Category	Highs	Opponent (last time)	Date
At Bats	5	4x (at California)	3/6/10
Runs	4	vs. Kansas	3/2/10
Hits	3	at Alabama	5/9/09
RBI	4	vs. Kansas	3/2/10
HR	1	vs. Kansas	3/2/10
BB	1	9x (vs. Saint Louis)	4/7/10
SB	2	2x (vs. Troy)	2/27/10
K	3	vs. Oklahoma	5/30/09

Van Horn on McKinney

"Jarrod is an outstanding athlete. I feel that he's really turned the corner. He had a season-ending knee injury midway through the season last year and that hurt us. We feel like he's made a big jump with the bat. He's rehabbed and worked as hard as anyone to come back and have a tremendous junior year. I think Jarrod has a great opportunity to be one of our starting outfielders. He can also play some first base. Offensively, he had a tremendous fall. Hopefully he can continue that."

2010 (Sophomore)

Started the first 12 games of the season in right field ... Opened the year with a seven-game hitting streak at the top of the lineup ... Had two hits and scored twice in season opener against Ball State ... Collected a hit and two stolen bases in game two of the Troy series ... Had a career game in midweek matchup against Kansas with first home run as a Razorback, four RBI and four runs scored ... Scored a run in each of the three games during the Kentucky series ... Suffered a season-ending knee injury against Saint Louis ... Played in 22 games, including 16 starts ... Hit .190 with a home run and five RBI ... Finished the year with two outfield assists from right field position.

2009 (Freshman)

Used mainly as a pinch runner and right fielder ... Scored the game-winning run in Arkansas' 12-inning win against Virginia in the College World Series ... Was 2-for-5 against the Cavaliers ... Started 17 games for the Razorbacks including three of Arkansas' four games at the SEC Tournament and two of three at the NCAA Norman Regional ... Was successful in seven of eight stolen base attempts ... Had two outfield assists in a four-game span, gunning down a Florida runner at the SEC Tournament and an Ole Miss runner on May 16 ... In the Alabama series, he started two games and went 4-7 with a run scored and two RBI ... He had a career-best three-hit game in the series and also stole a career-best two bases ... Was 2-4 against Missouri State in late March with a run scored ... Made a game-altering catch at the NCAA Norman Regional by picking off a ball that was hit over his head and slicing away from him.


Hughes Springs High School

Multiple-time all-state player ... All-East Texas as a junior and senior ... District MVP as a junior and senior ... District offensive MVP as a freshman and sophomore ... Hit better than .500 in each of his four seasons at Hughes Springs ... Set Mustang single-season school records for home runs and RBI.

Personal

McKinney is the son of Greg and Mary McKinney ... Has two brothers, Ryan and Chad ... Majoring in kinesiology.





McKinney's Career Statistics

Year	Avg	GP	GS	AB	R	H	2B	3B	HR	RBI	TB	SLG%	BB	HBP	SO	GDP	OB%	SF	SH	SB	ATT	PO	A	E	FLD%
2009	.197	33	17	61	12	12	1	0	0	5	13	.213	4	4	21	1	.290	0	2	7	8	34	3	0	1.000
2010	.190	22	16	63	14	12	2	0	1	5	17	.270	8	6	14	0	.338	0	1	2	5	35	2	3	.925
TOTAL	.194	55	33	124	26	24	3	0	1	10	30	.242	12	10	35	1	.315	0	3	9	13	69	5	3	.961



#5 • Matt Reynolds

6-1 • 200 • So. • R/R • INF
Tulsa, Okla. (Bishop Kelley HS)



Career Highs

Category	Highs	Opponent (last time)	Date
At Bats	5	at Oklahoma	5/18/10
Runs	3	vs. Auburn	4/30/10
Hits	2	3x (vs. Auburn)	4/30/10
RBI	2	at McNeese State	3/24/10
HR	1	at McNeese State	3/24/10
BB	2	vs. Kansas	3/2/10
SB	--		
K	2	5x (at Vanderbilt)	5/20/10

Van Horn on Reynolds

"Matt battled injuries all spring last year as a true freshman. He never really got a chance to get it going. He played well in the summer and is coming off a tremendous fall. He was one of our best offensive players in the fall. He also played outstanding defense. If the season started today, he'd be projected to be our starting third baseman. Matt has a tremendous eye at the plate. He has a chance to hit in the middle of our order. He'll also play some shortstop. Matt might have the best throwing arm in the SEC. We're looking for him to have a bounce back season."

2010 (Freshman)

Began the season as the team's starting shortstop ... Collected a hit and scored a run in the season opener against Ball State ... Knocked in first career run in midweek matchup against Kansas ... Also scored a run and drew two walks in game with the Jayhawks ... In finale of two-game set at McNeese State, had his first career home run, a two-run shot in the second inning ... Had two hits and scored a pair of runs in game one of home series with Alabama ... Also flashed the leather with a season-high six assists from his shortstop position ... Collected two hits with three runs scored in series opener against Auburn ... Had a hit against Florida at the SEC Tournament ... Appeared in 24 games during the season, including 16 starts ... Finished the year with a .203 batting average, a home run and five RBI.

Summer Baseball


2010: Played for the St. Cloud River Bats of the Northwoods League ... Appeared in 35 games, hitting .238 with 14 RBI ... Hit seven doubles and scored 14 runs.

Bishop Kelley High School

Two-time Metro Lakes Conference first-team performer ... Helped lead team to three conference titles ... As a freshman, team won the 5A state championship ... Followed up next season with a runner-up finish ... Held a .373 career batting average with a .501 slugging percentage ... Also starred for basketball team ... Twice named to OCA first team ... Multiple MVP award winner as a junior.

Personal

Son of Gary and Joyce Reynolds ... Has two sisters, Megan and Kelsey, both are volleyball players at the collegiate level ... Majoring in business.





Reynolds' Career Statistics

Year	Avg	GP	GS	AB	R	H	2B	3B	HR	RBI	TB	SLG%	BB	HBP	SO	GDP	OB%	SF	SH	SB	ATT	PO	A	E	FLD%
2010	.203	24	16	64	13	13	3	0	1	5	19	.297	5	2	14	0	.282	0	0	0	2	27	48	11	.872
TOTAL	.203	24	16	64	13	13	3	0	1	5	19	.297	5	2	14	0	.282	0	0	0	2	27	48	11	.872



#28 • Kyle Robinson

6-3 • 215 • Sr. • R/R • OF/1B
Boca Raton, Fla. (Westminster Acad./Indian River CC)



Career Highs

Category	Highs	Opponent (last time)	Date
At Bats	4	3x (vs. Centenary)	3/30/10
Runs	4	vs. South Dakota State	3/10/10
Hits	2	2x (vs. Saint Louis)	4/7/10
RBI	3	vs. Centenary	3/30/10
HR	--		
BB	2	vs. South Dakota State	3/10/10
SB	--		
K	1	3x (vs. Centenary)	3/30/10

Van Horn on Robinson

"Kyle had some injuries to work through last season. We're looking for him to be a big contributor to our team. He's a very good outfielder and can play some first base. He's got some power and had a tremendous fall, offensively. Kyle proved that he can hit in the four- or five-hole for us. He's very talented. We hope that he'll have a big senior season."

2010 (Junior)

First appeared in the lineup with a start against South Dakota State in game two of the midweek series ... Drew two walks and crossed the plate four times, a career-high total in the game ... Had two hits against Centenary and Saint Louis with two runs in each contest ... Tallied a career-best three RBI against Centenary ... In final appearance of the season, scored a run against Mississippi State ... Started four of six games played during the year ... Hit .353 with five RBI and nine runs scored.

Indian River Community College

Selected as a third-team All-American ... Member of the All-Southern Conference first team ... Named to the all-state first team ... Batted .435 with 10 home runs and 55 RBI in 45 games.

Westminster Academy

As a senior, named a second-team all-state performer ... Selected to the all-county first team ... Member of two all-tournament teams ... Invited to play in the Broward vs. Dade All-Star Game ... Named a second-team all-county performer as a junior ... Helped his team to a district title and runner-up finish ... Teams also captured three regional championships.

Personal

Son of Myron and Sharon Robinson ... Majoring in recreation and sports management.





Robinson's Career Statistics

Year	Avg	GP	GS	AB	R	H	2B	3B	HR	RBI	TB	SLG%	BB	HBP	SO	GDP	OB%	SF	SH	SB	ATT	PO	A	E	FLD%
2010	.353	6	4	17	9	6	2	0	0	5	8	.471	3	0	3	0	.450	0	0	0	0	3	0	1	.750
TOTAL	.353	6	4	17	9	6	2	0	0	5	8	.471	3	0	3	0	.450	0	0	0	0	3	0	1	.750



#1 • Matt Vinson

6-2 • 200 • So. • S/R • OF
Alma, Ark. (Alma HS)



Career Highs

Category	Highs	Opponent (last time)	Date
At Bats	5	at Ole Miss	5/7/10
Runs	3	vs. Saint Louis	4/7/10
Hits	3	vs. Centenary	3/30/10
RBI	4	vs. South Dakota State	3/10/10
HR	1	3x (at Arizona State)	6/12/10
BB	3	2x (at LSU)	3/20/10
SB	1	2x (vs. Wisconsin-Milwaukee)	3/12/10
K	3	3x (at Arizona State)	6/12/10

Van Horn on Vinson

"Matt is a tremendous athlete. He's one of the core of outfielders that we have that are very good athletes. He showed power last year, hitting a big home run in the super regional. He had to have surgery on his non-throwing shoulder in the fall and should be 100 percent by the start of the season. It would be big for us if he does what we think he can do. He has a lot of tools."

2010 (Freshman)

Made first career start in second game of the season against Ball State ... With bases loaded in finale against South Dakota State, knocked a bases-clearing triple into right field for his first career hit ... In the series finale against Wisconsin-Milwaukee, capped a comeback with a solo home run in the bottom of the 10th ... The home run was the first of his Razorback career ... Was named SEC Freshman of the Week for his effort against South Dakota State and Wisconsin-Milwaukee ... Scored at least one run in each of the team's five games that week ... First multi-hit game of career came against Centenary when he had three hits ... In Arkansas' record-setting outburst against Saint Louis, had three RBI, three runs and two hits including a home run ... Started the final four games of the season ... Made a diving catch against Washington State in finale of the Fayetteville Regional, saving an extra-base hit in the bottom of the seventh ... In game one of the Tempe Super Regional against top-ranked Arizona State, put Arkansas ahead with a two-run shot in the top of the sixth ... Finished the series with three RBI ... Appeared in 46 games during the season, including 23 starts ... Hit .204 with three homers and 15 RBI ... Perfect in two stolen base attempts.

Summer Baseball


2010: Played for the Yarmouth-Dennis Red Sox of the Cape Cod League ... Was teammates with sophomore pitcher DJ Baxendale ... Hit .239 with a homer and 11 RBI ... Helped the Red Sox to a spot in the Cape Cod Baseball League playoffs.

Alma High School

Three-time all-conference and two-time all-state performer ... Named the Class 5A West Newcomer of the Year and selected to the all-area team as a freshman ... As a junior, was named the Offensive Player of the Year ... Helped lead his team to a pair of Class 5A West semifinal berths and one quarterfinal appearance ... Totaled 108 hits with 11 triples and 16 home runs during his prep career ... Holds the Alma single-season record for home runs, triples, hits, RBI and walks ... Two-sport standout ... All-conference, all-state and Class 5A West Offensive Player of the Year on the football field as a senior.

Personal

Vinson is the son of Mike and Sarah Vinson ... Has one sister, Olivia ... Majoring in communication.





Vinson's Career Statistics

Year	Avg	GP	GS	AB	R	H	2B	3B	HR	RBI	TB	SLG%	BB	HBP	SO	GDP	OB%	SF	SH	SB	ATT	PO	A	E	FLD%
2010	.204	46	23	93	24	19	3	2	3	15	35	.376	18	2	31	0	.339	2	3	2	2	46	0	1	.979
TOTAL	.204	46	23	93	24	19	3	2	3	15	35	.376	18	2	31	0	.339	2	3	2	2	46	0	1	.979



#48 • Zack Hall

6-2 • 205 • R-So. • L/L • LHP
Springdale, Ark. (Har-Ber HS)



Career Highs			
Category	Highs	Opponent (last time)	Date
Innings Pitched	2.0	vs. Centenary	3/30/10
Hits	1	2x (vs. Saint Louis)	4/7/10
Runs	1	vs. Saint Louis	4/7/10
Earned Runs	--		
Walks	1	vs. Saint Louis	4/7/10
Strikeouts	1	2x (vs. Saint Louis)	4/7/10

Van Horn on Hall

"Zack had a pretty good fall for us. The key for him is his maturity. He knows what he needs to do to get out hitters at this level. He showed in the fall that he could do that consistently. We'll get him out on the mound early and hopefully he can get off to a good start for us. We know that we can depend on him to give us some quality innings in the middle of the game."

2010 (Redshirt Freshman)

Made two appearances during the season... In debut, pitched two innings of shutout baseball with a strikeout against Centenary ... Allowed an unearned run and tallied a strikeout in relief appearance against Saint Louis ... Did not allow an earned run in either appearance on the season ... Opposing batters hit just .182 against Hall.

2009 (Freshman)

Hall redshirted the 2009 season.

Summer Baseball

2010: Played for the North Texas Copperheads of the Texas Collegiate League ... Appeared in eight games, including one start ... Finished the summer with an 0-1 record and an 8.62 ERA. **2009:** Spent the summer with the Sedalia Bombers of the M.I.N.K. Baseball League ... Posted a 2-0 record with a 3.97 ERA in 11.1 innings of relief work ... Held opposing batters to a .222 batting average.

Har-Ber High School

Was 20-12 over three seasons with a 1.75 ERA ... Struck out 260 while walking just 95 ... Set school records for ERA, wins, strikeouts, shutouts and innings pitched ... As a senior, went 10-2 with a 1.28 ERA ... Named all-state and all-conference ... Led his team to the state championship game ... Led his conference in strikeouts (89) and ERA ... Batted .315 with eight home runs ... Was 7-4 as a junior with a 1.61 ERA ... Earned all-state and all-conference accolades as well as being named to the All-Tournament team ... Led his conference in strikeouts (121) and ERA ... Hit .333 with 25 RBI and two home runs ... Struck out a career-high 14 against Springdale High School ... Helped Har-Ber to the state semifinals ... As a sophomore, was 3-6 with a 2.40 ERA ... Batted .275 with 18 RBI.

Personal

Hall is the son of Todd and Terry Hall ... Member of the National Honor Society ... Majoring in transportation.

Hall's Career Statistics																								
Year	ERA	W	L	App	GS	CG	SHO	CBO	SV	IP	H	R	ER	BB	SO	2B	3B	HR	BF	B/Avg	WP	HBP	BK	SFA SHA
2010	0.00	0	0	2	0	0	0	0	0	2.2	2	1	0	1	2	0	0	0	13	.182	0	0	0	0 0
TOTAL	0.00	0	0	2	0	0	0	0	0	2.2	2	1	0	1	2	0	0	0	13	.182	0	0	0	0 0



#10 • Kendall Wehrle

6-3 • 210 • R-So. • R/R • RHP
Papillion, Neb. (La Vista South HS)



Career Highs

Category	Highs	Opponent (last time)	Date
Innings Pitched	3.1	at South Carolina	4/4/09
Hits	4	at South Carolina	4/4/09
Runs	3	vs. Valparaiso	3/4/09
Earned Runs	3	vs. Valparaiso	3/4/09
Walks	2	at South Carolina	4/4/09
Strikeouts	3	2x (Missouri State)	3/25/09

Van Horn on Wehrle

"Kendall is coming off Tommy John surgery. He should be fully recovered by the start of the season. Before the injury, he was an upper 80s strike thrower with a very good changeup. He was still rehabbing in the fall."

2010 (Sophomore)

Wehrle redshirted the 2010 season.

2009 (Freshman)

Made nine appearances out of the Razorback bullpen ... Worked a career-high 3.1 innings at No. 28 South Carolina on April 4 ... Struck out three hitters on two occasions, the latest coming against Missouri State on March 25 ... Final outing of the season was a scoreless inning at Tennessee on April 26 ... Finished the year with a 4.70 ERA and 15 strikeouts in 15.1 innings pitched.

Summer Baseball

2009: Played in the Northwoods League with the Duluth Huskies ... Posted a 2-2 record in 25.1 innings pitched ... Appeared in 12 games with two starts ... Struck out 20 batters and carried a 3.55 ERA.

La Vista South High School

Three-time all-state ... Batted .461 in three seasons with a .674 slugging percentage and 66 RBI at the plate ... Was 14-6 on the mound with a 3.04 ERA and 128 strikeouts ... As a senior, batted .476 with 36 RBI in 34 games ... Finished with a 5-3 record as a pitcher ... First-team all-state ... Hit .484 as a junior with 44 hits in 31 games ... Earned a 4-2 record on the mound ... Second-team all-state by the *Omaha World Herald* and first-team all-state by the *Lincoln Journal Star* ... Hit .423 as a sophomore with 22 hits in 16 games ... Posted a 4-1 record on the mound ... Honorable mention all-state.

Personal

Wehrle is the son of Craig and Sue Wehrle ... Has one brother, Ryan ... Majoring in communication.



Wehrle's Career Statistics

Year	Avg	GP	GS	AB	R	H	2B	3B	HR	RBI	TB	SLG%	BB	HBP	SO	GDP	OB%	SF	SH	SB	ATT	PO	A	E	FLD%
2009	.000	1	0	0	0	0	0	0	0	0	0	.000	0	0	0	0	.000	0	0	0	0	1	2	0	1.000
TOTAL	.000	1	0	0	0	0	0	0	0	0	0	.000	0	0	0	0	.000	0	0	0	0	1	2	0	1.000

Year	ERA	W	L	App	GS	CG	SHO	CBO	SV	IP	H	R	ER	BB	SO	2B	3B	HR	BF	B/Avg	WP	HBP	BK	SFA	SHA
2009	4.70	0	0	9	0	0	0	1	0	15.1	12	9	8	7	15	2	0	3	66	.218	1	2	0	0	2
TOTAL	4.70	0	0	9	0	0	0	1	0	15.1	12	9	8	7	15	2	0	3	66	.218	1	2	0	0	2

**#17 • Barrett Astin**

6-1 • 190 • Fr. • R/R • RHP
Forrest City, Ark. (Forrest City HS)

**Van Horn on Astin**

"He has a very good arm. We're hoping that he can really contribute as a freshman. He has a good fastball and breaking ball. Right now, we see Barrett coming out of the bullpen. We think that potentially he could be a starter for us. We hope that he progresses during the spring to become a big part of our pitching staff."

Forrest City High School

Four-year starter... Earned all-conference honors following sophomore and junior seasons ... As a junior, pitched 64 innings with two no-hitters, one perfect game, a 1.08 ERA and 110 strikeouts... His 8-2 record junior year led his team to a conference championship in addition to earning him all-state honors... Also played football and basketball in high school ... Named all-conference for football after sophomore and junior seasons ... Member of Beta Club.

Personal

Son of Lowry and Carla Astin... Has one sister, Madeline ... Majoring in criminal justice.

**#16 • Sam Bates**

6-5 • 220 • Jr. • L/R • OF
Cabot, Ark. (Cabot HS/Crowder JC)

**Van Horn on Bates**

"Sam is a left-handed hitting outfielder that can also play some first base. He had a very good fall. He showed some power and made some big strides with the bat. We expect him to be right in the middle of the lineup. Whether he plays everyday or platoons, that's up to him. We think he has a chance to be in the lineup, either as a DH or an outfielder, especially against right-handed pitching."

Crowder Junior College

Appeared in 65 games, finishing the season with a .435 batting average to go along with 14 home runs and 63 RBI ... Helped team to 2010 NJCAA World Series ... Named NJCAA All-American and picked up all-region accolades after sophomore season ... Had six homers and 56 RBI as a freshman to earn all-region honors.

Cabot High School

Four-year starter ... Led team to state quarterfinals as a sophomore and state semifinals as a junior ... Hit .360 with three homers and 25 RBI to earn all-conference accolades as a sophomore ... Earned all-conference recognition for a second straight year as a junior, hitting .365 with 30 RBI ... Named all-conference as a senior as well ... Was also a three-year starter for the basketball team, receiving all-conference honors as a senior.

In the Draft

2010 - Florida Marlins, 39th round (1187)

Personal

Son of Sammy and Jennifer Bates ... Has one sister, Jessica Bradford ... Majoring in recreation and sports management.

**#38 • D.D. Bigham**

6-0 • 175 • So. • R/R • OF
Texarkana, Ark. (Arkansas HS/Chandler Gilbert JC)

**Van Horn on D.D. Bigham**

"D.D. is a very athletic outfielder. He made great strides in the fall. More than likely, he's going to redshirt this season, but he has a chance to make an impact for us down the road."

Chandler Gilbert Junior College

Played in 39 games, including 16 starts ... Hit .228 with three RBI ... Tied for second on the team with nine stolen bases in 10 attempts.

Arkansas High School

Three-year starter ... Hit .417 as a junior with a home run, 15 RBI and 33 stolen bases ... Named all-conference following junior season ... Earned all-state recognition as a senior, hitting .470 with five homers, 25 RBI and 29 stolen bases ... Helped his team to a 6A state championship as a sophomore and appearances in the state semifinals as a junior and senior ... Also was a three-year letterwinner in football.

Personal

Son of Mike and June Bigham ... Younger brother of junior infielder Bo Bigham ... Also has a sister, Ginger Gray ... Majoring in nursing.

**#6 • Jimmy Bosco**

5-9 • 170 • So. • L/R • OF
Granite Bay, Calif. (Jesuit HS/Univ. of California)

**Van Horn on Bosco**

"We don't know Jimmy's status for this season due to his transfer from California. Jimmy can swing the bat. He continues to work on his outfield play and defense. If he's eligible to play right away, he has a chance to get in the lineup pretty quick because of his bat potential. If not, then he'll redshirt this season and he'll be ready to go next year."

University of California


Appeared in 36 games, making 33 starts ... Hit .321 with five home runs and 20 RBI ... Led the team with a .430 on-base percentage ... Helped team to an appearance in the Norman Regional.

Jesuit High School

Set a Jesuit High School batting record as a junior, hitting .505 with three home runs and 24 RBI in 2008 ... Earned Delta River League MVP and first-team All-Sac-Metro honors ... Also named Cal Hi Sports first-team All-State underclassman in 2008, helping his team to the 2008 San Joaquin Section Division I championship, and was Cal Hi Sports second-team all-state in 2009 ... Made honor roll every year of high school.

Personal

Son of Phil and Jennifer Bosco... Has three siblings, Mary-Claire, Darby and William ... Majoring in recreation and sports management.



#11 • Franco Broyles

6-0 • 190 • R-Fr. • R/R • OF
Fayetteville, Ark. (Fayetteville HS)



Van Horn on Broyles

"Franco redshirted as a freshman, while rehabbing from shoulder surgery. He has a chance to push for some time in the outfield. With him, it's about the bat. He's shown a lot of bat potential. He had some very good scrimmages in the fall and hopefully he'll continue to develop as a player."

2010 (Freshman)

Broyles redshirted during the 2010 season.

Fayetteville High School

Member of the varsity baseball team all four years ... Started in final three seasons ... Helped team to four state championships ... As a senior, hit .500 with eight home runs and 44 RBI in 33 games ... Captured another state title as a member of the football team.

In the Draft

2009 – Colorado Rockies, 43rd round (1291)

Personal

Son of Tom and Cynthia Broyles ... Has three siblings, Jordan, Beau and Thomas ... Grandson of former University of Arkansas Director of Athletics Frank Broyles ... Majoring in recreation and sports management.



#37 • Trent Daniel

6-1 • 190 • R-So. • L/L • LHP
Bryant, Ark. (Bryant HS/Arkansas-Fort Smith)



Van Horn on Daniel

"Trent is a left-handed pitcher that redshirted last season. He's made a big jump. Trent has a good arm. He can throw upper 80s, lower 90s. I think he has a chance to contribute more as a middle reliever. We saw a big jump from last year to this fall. If he continues that improvement, he has a chance to really contribute, especially because he's a left hander."

2010 (Sophomore)

Daniel redshirted during the 2010 season.

University of Arkansas-Fort Smith

Posted a 6-2 record with a 5.69 ERA in 14 total appearances ... Led the team with 80 strikeouts in 61.2 innings pitched ... Named to the all-region second team.

Bryant High School

Three-time all-conference performer ... Earned two all-state honors ... Named an all-county pick as a senior ... Was invited to participate with the East team in the state all-star game.

Personal

Son of Tom and Kathy Daniel ... Has one brother, Hayden ... Majoring in kinesiology.



#20 • Dominic Ficociello

6-4 • 185 • Fr. • S/R • INF
Fullerton, Calif. (Fullerton Union HS)



Van Horn on Ficociello

"Dominic had some arm issues in the fall, but hopefully we've gotten those straightened out. The plus on that is that we moved him to first base and he did a great job over there. He has a great opportunity to start there a lot. I also see him playing some third base and shortstop if everything is good with his arm. As a true freshman, he has a chance to really contribute and we need him to."

Fullerton Union High School

Four-year starter ... Hit .298 with a home run and 15 RBI during freshman year... Received the golden glove award following freshman season ... As a sophomore, played in 12 games with a .513 batting average and seven RBI before suffering an injury... Led his team to a league championship and quarterfinals of the California Interscholastic Federation state tournament ... Named Team MVP and was selected to the all-league first team, All-CIF first team and all-county second team as he ended his junior year with a .495 batting average, 10 homers and 36 RBI ... Also was a four-year starter for the football team ... Named to honor roll and was also a scholar-athlete.


In the Draft

2010 – Detroit Tigers, 23rd round (703)

Personal

Son of Gary and Debbie Ficociello ... Has one sister, Shelby ... Majoring in recreation and sport management.



**#29 • Eric Fisher**

6-3 • 200 • Fr. • L/L • OF/1B
Spring, Texas/Klein HS

**Van Horn on Fisher**

"We really like Eric and his work ethic. I think he has a big future here. His role is not determined yet. He's going to play some first base and some outfield."

Klein High School

Two-year letterwinner ... Named most valuable newcomer after finishing junior season with a .383 batting average, a home run and 18 RBI in 26 games played ... Earned second team all-state and first team all-district honors after senior year ... Hit .450 with nine home runs and 46 RBI in senior season to be named team MVP ... Led team to a state runner-up finish in senior season ... Selected to play in Houston Area All-Star Game ... Also played football ... Member of National Honor Society and Spanish Honor Society.

Personal

Son of David and Joni Fisher ... Has a brother, Brian, who plays baseball at Oklahoma City University ... Majoring in engineering.

**#36 • Jeff Harvill**

6-0 • 180 • Fr. • L/L • LHP
Keithville, La. (Evangel Christian Academy)

**Van Horn on Harvill**

"Jeff has good stuff. He's coming off an arm injury and rehabbed all summer and fall. He got to throw a little off the mound late in the fall. When he's healthy, he's very good. Time will tell. He's a young man that could be a back of the bullpen closer type with good stuff from the left side. That would be big for us if we could develop him into that role. I think it's still to be determined how that arm is feeling."

Evangel Christian Academy

As a sophomore, selected to the all-district first team, all-city and all-state teams ... Led team to a state championship as a junior as well as making all-district and all-state first team and being named pitcher of the year... Earned all-state honors in senior season and was selected to the Louisiana All-Star team ... Also played football and wrestling in high school.

In the Draft

2010 – Philadelphia Phillies, 39th round (1221)

Personal

Son of Jeff and Kristy Harvill ... Has two brothers, Scotty and Jake ... Majoring in recreation and sport management.

**#40 • Ben Hays**

6-5 • 220 • R-Jr. • R/R • RHP
Joplin, Mo. (Joplin Senior HS/Illinois State)

**Van Horn on Hays**

"Ben redshirted last year as a walk-on. He's made strides for us. He had a few good innings this fall where he showed he might be able to contribute."

Illinois State University

Lettered both years ... Voted hardest working player by teammates and coaches ... Pitched in 19 games over two seasons and posted a 1-4 record.

Summer Baseball

2010: Played for the North Texas Copperheads of the Texas Collegiate League ... Pitched in 11 games and finished the summer with a 2-0 record and a 3.12 ERA.

Joplin Senior High School

Lettered all four years and was a three-year starter ... Helped team to three Ozark Conference championships ... Selected to all-district, all-conference and all-state second team as a junior ... Named to all-district first team, all-conference first team and all-state following senior season ... Voted team MVP as a senior... Two-time Joplin Globe All-Area first team... Named to honor roll all four years.

Personal

Son of Robert and Lisa Hays ... Has one sister, Emma ... Majoring in communication.

**#51 • Cade Lynch**

6-6 • 230 • So. • L/L • LHP
Jonesboro, Ark. (Valley View HS/Panola JC)

**Van Horn on Lynch**

"Cade is a big left-handed pitcher. He had a few outstanding outings in the fall. We're looking for him to battle to be a starter, whether it's midweek or on the weekend. If he's not a starter, he could definitely be a middle reliever. He has good stuff and throws a lot of strikes. We're looking for him to make a contribution as a first-year transfer."

Panola Junior College

Pitched in 14 games, including 13 starts ... Finished the season with a 3-4 record and a 4.21 ERA ... Led the team with 64 strikeouts in 62 innings pitched ... Held opposing hitters to a .223 batting average.

Valley View High School

Four-year starter ... Named Freshman Player of the Year and Newcomer of the Year by Jonesboro Sun ... Three-time all-region selection and two-time all-conference honoree ... Picked up all-state recognition as a senior and was named State MVP ... Named Best Under the Sun by Jonesboro Sun ... Led team to back-to-back state championships during junior and senior seasons ... Honor graduate and member of National Honor Society.

Personal

Son of Chad and Janeene Lynch ... Has a brother, Jamin ... Majoring in chemistry.



#30 • Brandon Moore

6-3 • 245 • Fr. • R/R • RHP
Van Buren, Ark. (Van Buren HS)



Van Horn on Moore

"Brandon is a strike-throwing right hander with tremendous movement. He's a very good competitor. He fields his position well. Brandon was one of our top freshman pitchers in the fall. He has an opportunity to be a starter, either on the weekend or midweek. He could also be used in a closer role, because he does throw strikes and gets ground balls."

Van Buren High School

Started all four years as varsity pitcher ... Two-time all-conference selection and named to Benefit Bank All-Tournament team in sophomore and junior seasons ... Earned all-state team honors as a junior ... Participated in the Midwest Nationals, leading team to Co-Championship in Mid-America World Series ... Also played basketball in high school.

Personal

Son of Danny and Debbie Moore... Has one brother, Chase and two sisters, Courtney and Brooke ... Majoring in kinesiology.



#4 • Jacob Morris

6-3 • 215 • R-Fr. • S/R • OF
Coppell, Texas (Coppell HS)



Van Horn on Morris

"Jacob is a really good athlete. He may be the best athlete on the team. He has power from both sides of the plate. He's an outstanding defensive outfielder. When he's in the lineup, he could play center field and move Collin to left. If the bat catches up with the defense, he has a chance to be an everyday starter."

2010 (Freshman)

Morris redshirted during the 2010 season.

Coppell High School

Named to the 6-5A all-district team as a senior ... Invited to join the North Texas All-Star team ... Posted a .340 batting average during senior season ... Played multiple sports ... As a member of the track and field team, he was part of a state finalist 4x100 relay team ... Also played on the football team.

In the Draft

2009 – Washington Nationals, 35th round (1042)

Personal

Son of Roy Morris and Donna Hernandez ... Has two siblings, Nick and Jackson ... Majoring in communication.



#35 • Houston Pruitt

6-1 • 185 • Fr. • R/R • RHP
Springdale, Ark. (Har-Ber HS)



Van Horn on Pruitt

"Houston battled injuries much of the fall and only pitched for us one or two times. He possesses an upper 80s, low 90s fastball when healthy. He's got a very good breaking ball. If he's healthy, he can help us. He's a very good athlete. He was an outstanding football player on a state championship team."

Har-Ber High School

Four-year letterman and was a three-year starter ... High school teammate of red-shirt sophomore pitcher Zack Hall ... Selected to all-state and all-conference teams as a junior ... Helped high school team to a state runner-up finish as a sophomore and to the state semifinals as a junior ... Also played football where he was an all-state choice as a junior and was a two-time all-conference selection.

Personal

Son of Tim and Debbie Pruitt ... Has two brothers, Zach and Clint ... Majoring in kinesiology.



#26 • Jacob Rice

6-3 • 190 • Fr. • R/R • OF/INF
Tulsa, Okla. (Union HS)



Van Horn on Rice

"Jacob is a very athletic freshman outfielder. He was up and down in the fall. He's going to have to battle his way up the depth chart of a very deep and talented outfield. He showed signs at the end of fall ball of making a move with the bat. That'll be the key for him."

Union High School

Three-year starter ... Hit .481 in his junior season with seven home runs and 29 RBI ... Earned all-conference and all-metro honors following the season and was also voted team MVP ... Named all-conference and all-metro after senior season, in which he hit .338 with seven round-trippers and 47 RBI ... Led his team to the 6A state championship as a senior ... Selected to play in the Oklahoma East vs. West All-Star Game ... Was also a three-year letterwinner for the football team, where he helped the team to two state championships.

Personal

Son of Terry and Mary Rice ... Has three brothers, Derek, Brian and Tyler ... Majoring in graphic design.



#15 • Nolan Sanburn

6-0 • 185 • Fr. • R/R • OF/RHP/C
Kokomo, Ind. (Kokomo HS)



Van Horn on Sanburn

"Nolan is a very talented freshman pitcher, catcher and outfielder. He has a tremendous arm. He could be used in the closer role. He's low 90s right now. He also has some power at the plate. Nolan is a very good athlete. He can run and throw. He'll be a player that will earn his role as the season goes along, whether that's as an outfielder, catcher, starting pitcher or a reliever. He could be a two-way guy for us."

Kokomo High School

Lettered all four years and was a three-year starter ... As a sophomore, was second on the team with a .412 batting average ... Selected to all-conference first team and Howard County All-Star team as a sophomore and junior ... Junior year, led team to NCC Conference Championship ... Selected for the East Coast Pro Showcase and was also an Area Code participant ... Led team with five home runs as a junior ... Also pitched a no-hitter and had a 10 strikeout game as a junior ... Hit .466 with nine homers, 39 RBI and 24 stolen bases during senior season ... Finished senior year with an 8-0 record with a 1.08 ERA and 88 strikeouts in 54 innings ... Was also a four-year letterwinner for the football team and was named second team all-conference as a senior.

In the Draft

2010 – Detroit Tigers, 34th round (1033)

Personal

Son of Dick and Crystal Sanburn ... Has two brothers, Parker and Connor ... Majoring in recreation and sport management.



#55 • Ryne Stanek

6-4 • 180 • Fr. • R/R • RHP
Overland Park, Kan. (Blue Valley HS)



Van Horn on Stanek

"Ryne has a chance to pitch on the weekend as a true freshman. He has a tremendous fastball. Ryne has a very good arm and was a third-round pick in last year's MLB Draft. He didn't pitch all summer, but we saw him get better and better as the fall progressed. He has three really good pitches."

Blue Valley High School

Began his high school career sophomore year helping his team to the state title ... Junior year went 5-0 on the mound with 44 strikeouts in 31 innings ... Received honorable mention All-Eastern Kansas League as a junior ... Went 5-1 with a 0.72 ERA and 71 strikeouts in 48 innings pitched as a senior ... Led team to a 6A state championship ... Named Kansas City Star Player of the Year, All-Metro Player of the Year and Proline Pitcher of the Year ... Earned first team all-state and first team all-EKL accolades as well.

In the Draft

2010 – Seattle Mariners, 3rd round (99)

Personal

Son of Mark and Lisa Stanek ... Has one brother, Brendan and one sister, Alex ... Majoring in recreation and sport management.



#34 • Colby Suggs

6-0 • 225 • Fr. • R/R • RHP
Sulphur Springs, Texas (Sulphur Springs HS)



Van Horn on Suggs

"If Colby comes in and throws like he did his junior year of high school, his role will be more as a late-inning pitcher. He was up and down in the fall. We're not sure what his role will be entering the season."

Sulphur Springs High School

Two-year letterwinner ... Selected to all-district second team as a junior ... Struck out 17 batters in 7 innings during the playoffs ... Played football all four years and was a two-time all-district team selection ... Helped team to the 4A DII state championship as a junior.

Personal

Son of Joe and Kerry Suggs ... Has one brother, Blake Weir ... Majoring in kinesiology.



#3 • Pierce Trumper

6-1 • 190 • Fr. • R/R • RHP/INF
Fort Collins, Colo. (Rocky Mountain HS)



Van Horn on Trumper

"Pierce is an 87-88 MPH right hander that throws strikes. In the infield, he can play third, short and second. He's a good defender. Pierce is a line drive hitter. I see him more as a utility player as a freshman and a spot guy out of the bullpen."

Rocky Mountain High School

Lettered all four years and was a three-year starter ... Helped team to three-consecutive state titles his freshman-junior seasons ... Hit .440 as a junior with two homers and six doubles ... Named all-conference first team and was an honorable mention all-state selection ... Earned State Tournament MVP accolades.

Personal

Son of Rocci and Marla Trumper ... Has one sister, Addysen ... Majoring in recreation and sport management.



#39 • Brett Wilburn

5-10 • 190 • So. • S/R • C
Irving, Texas (MacArthur HS/Richland JC)



Van Horn on Wilburn

"Brett is a walk-on bullpen catcher. He reminds me of Tom Hauskey, a player that was a big pinch hit guy for us. Brett can swing the bat. He worked hard in the fall with our pitchers in the bullpen. He got some playing time in the fall and showed that he could hit."

Richland Junior College

Hit .333 with a home run and 16 RBI in 35 games played ... Finished third on the team with a .545 on-base percentage.

MacArthur High School

Four-year starter ... Voted Freshman MVP ... Sophomore year he received the Gold Glove Award ... Led team to the playoffs for the first time in 21 years as a junior ... Two-time Team MVP and all-district first team ... As a senior he was selected to Academic All-State and the THSBCA All-Star team... Also held the fifth-highest batting average in the Dallas/Ft. Worth area (.508) and was recognized as Athlete of the Month ... Graduated in the top 10 of his class and was a member of the National Honor Society.

Personal

Son of Cary and Linda Wilburn ... Has one sister, Abbey, who was a four-year starter for the Arkansas soccer team ... Majoring in accounting.



#19 • Jake Wise

6-0 • 200 • Fr. • R/R • C
Houston, Texas (Cypress Falls HS)



Van Horn on Wise

"Jake has an opportunity to be the back-up catcher. This is a season where Jake will definitely get his time behind the plate. He has a year to work under James McCann and learn from him. We expect him to do a good job when he's called upon. He has shown a lot of bat potential."

Cypress Falls High School

Helped the junior varsity team to an undefeated season his freshman year ... Three-year letterwinner ... Received all-district honorable mention following his sophomore year ... Hit .403 with seven home runs and 25 RBI during junior season ... Selected to the all-district team and named hitter of the week by Houston 5A Baseball as a junior ... Batted .504 with 11 home runs and 52 RBI during senior season ... Earned first team all-district and first team all-greater Houston honors as a senior.

Personal

Son of Doug and Lois Wise ... Has one brother, Mitchell ... Majoring in economics.





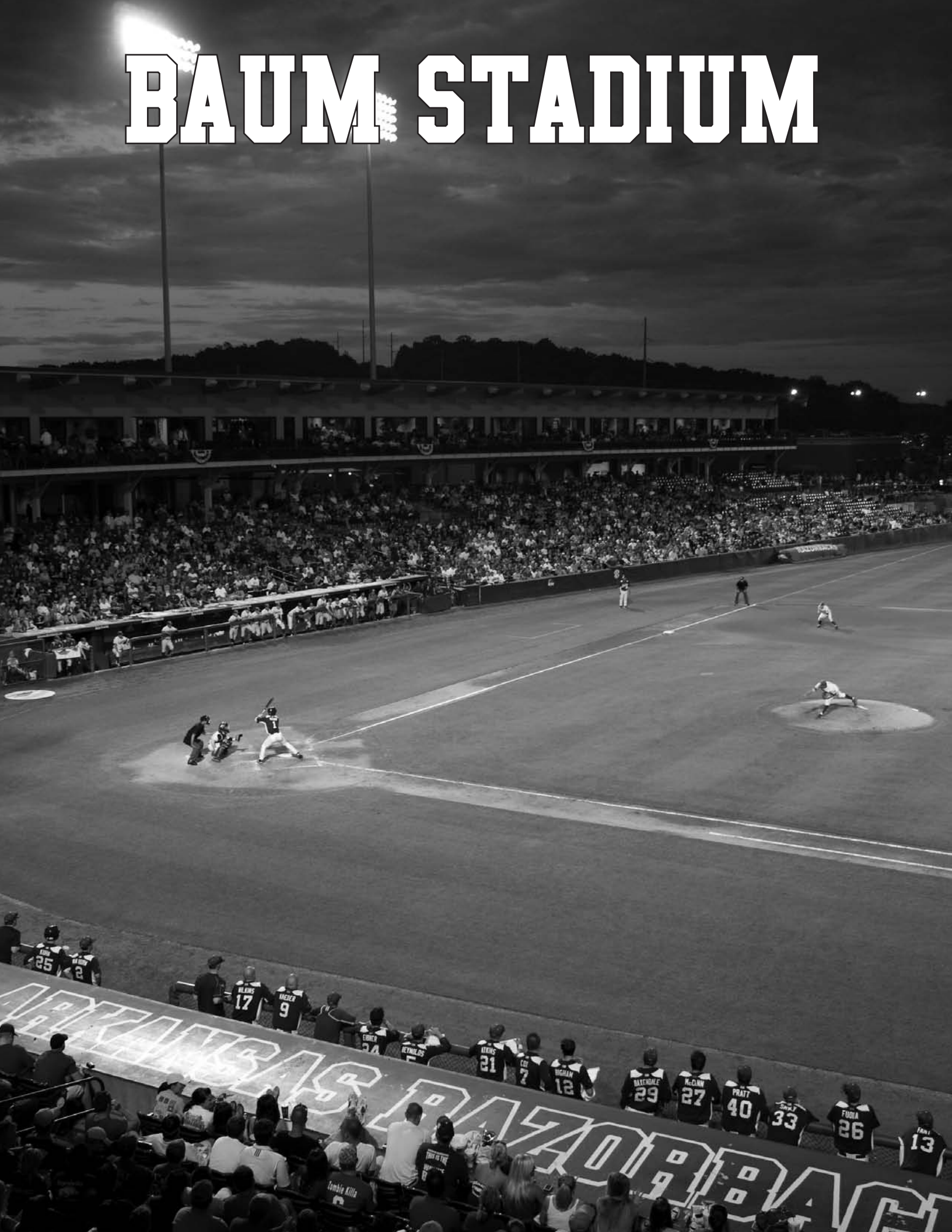
The Game®



Official headwear for
Arkansas baseball.



BAUM STADIUM





When discussing the best college baseball facilities in the country, Baum Stadium is consistently among one of the first places mentioned. With room for more than 10,000 spectators, an impeccable playing surface and amenities that rival most minor-league ballparks, it is the crown jewel of the collegiate ranks. Of course the physical properties of Baum Stadium are only a portion of the baseball experience with the remainder in the form of fans that flock to the corner of Razorback Road and 15th Street to watch their Razorbacks take on all comers.

Officially named Baum Stadium at George Cole Field at its dedication on May 3, 1996, the facility derives its name from primary backers as well as from the history of Razorback Baseball. Arkansas' facility prior to Baum Stadium was George Cole Field, and the new park preserved the tradition with its current name.

In 1998, Baum Stadium received a special honor when it was named the nation's number one facility in *Baseball America's* poll of best college facilities. Five years later it took second in the same poll, cementing its legacy as one of the best facilities in the nation. Since its construction, Arkansas officials have received numerous solicitations by coaches and administrators from across the country for blueprints and tours of the Razorbacks' home ballpark in an attempt to capture some of its charm. Even though Baum Stadium has been replicated to some degree, no other place in the country has the atmosphere that Baum Stadium brings to college baseball which is why it has been the host to five NCAA Regionals and a NCAA Super Regional.

Baum Stadium was one of the nation's best facilities when it was constructed, but since then, has undergone three renovations

making it the envy of visiting teams. The first upgrade came prior to the 2003 season when the hitting and pitching cages were enclosed to ensure a place for Razorback players to practice year round. A total of 2,600 chair back seats were added to the park, 1,300 of which reside on each foul line.

Baum Stadium's second renovation came a year later as 12 luxury boxes, coaches' offices, a new scoreboard, and natural grass completely changed the feel of the park. A state-of-the-art scoreboard added full video, complete with a message center, and an analog clock were added to the right-center field gap, which stands 45-foot-high by 76-foot-wide. The original turf field of Baum Stadium's construction was torn out and rye grass was grown for the 2004 campaign, but replaced by a hybrid Bermuda in 2005. Part of the upgrades were made possible by contributions from the Willard and Pat Walker Charitable Foundation, Bob and Marilyn Bogle, the Pagnozzi Charities, John Tyson and Stan Ley.

The most recent major renovation to Baum Stadium came prior to the 2007 season as 20 luxury boxes were built, 1,000 chair back seats were added, restrooms constructed and the Hog Pen and picnic area expanded. A new ticket office, field lights and wall pads were added as well. The final set of upgrades to the park brought Baum Stadium's capacity to 10,737 seats with 8,237 of those coming from chair backs and 34 luxury boxes.

The combination of the upgrades and a top 10 baseball team produced then-record attendance numbers throughout the 2007 season as Arkansas smashed its school record for the fourth straight year. The Razorbacks became the first team in NCAA history to average more than 8,000 tickets sold per game (8,069) as its at-





tendance over 33 home games was 266,270. Arkansas also set a school record for actual attendance with 198,218 (6,007 per game) passing through the gates.

In April 2009, Baum Stadium played host to its first-ever No. 1 vs. No. 1 battle when the Razorbacks took on Arizona State. In game two of the midweek series, 11,014 fans were in attendance while 11,434 tickets were sold. Both numbers set the facility record, topping the previous mark of 10,581 fans to see Arkansas defeat LSU in 2007.

The two-game series against the Sun Devils brought 17,300 fans through the turnstiles, a Razorback midweek record, and the 19,776 tickets sold were also a midweek series highmark.

Arkansas set a new attendance standard at Baum Stadium during the 2010 season as a record 292,734 tickets were sold to see the Hogs. The Razorbacks finished second in the country in both total attendance and average attendance (7,704). In part because of the great fan support, Arkansas was selected as an NCAA Regional host for the fifth time in program history. The regional drew more than 40,000 fans and attendance averaged 5,276 fans over the eight games.

In 2007, the Razorbacks fans help set the school and Southeastern Conference three-game series attendance record in the May 4-6 weekend series against LSU, with 30,564 tickets sold.

The superior attendance figures drawn to Baum Stadium allowed Fayetteville to host its third NCAA Regional in four years in 2007 and its fourth since 1999. Razorback fan support did not flounder as the regional was the best attended of all 16 sites, averaging 6,452 fans over its six games.

In 2004, Baum Stadium served as host to its second NCAA Regional and first NCAA Super Regional, drawing the largest total attendance in the nation for both events. The series-clinching win over Florida State drew 10,027 fans to Baum Stadium, eclipsing the previous night's record of 9,338, set less than 24 hours earlier.

Quick Facts: BAUM STADIUM AT GEORGE COLE FIELD

- Architect:** HOK Sport
- Contractor:** Kinco, Inc.
- Capacity:** 10,737
- Chairback Seats:** 8,237
- Surface:** Natural bermuda-hybrid grass (installed 2005)
- Construction Cost:** \$8.9 million (initial - 1996)
- Parking:** 1,100 spaces
- Groundbreaking:** Oct. 12, 1994
- First Game:** April 13, 1996 (Arkansas 9, Auburn 2)
- Dedication:** May 3, 1996 (Arkansas 9, Alabama 3)
- Largest Crowd (All Games, Actual):** April 8, 2009 - 11,014 (Arkansas 8, Arizona St. 7)
- Largest Crowd (Regular Season, Actual):** April 8, 2009 - 11,014 (Arkansas 8, Arizona St. 7)
- Field Dimensions (L-LC-C-RC-R):** 320-375-400-375-320
- Grandstand Canopy:** Masted, cable-suspended
- Dugouts:** Built to major-league specifications with tunnel access to clubhouses
- Batter's Eye:** 40' x 80' wall behind center field
- Bullpens:** Allow field visibility
- Concourse:** Elevated, with unobstructed views of the playing field throughout from foul pole to foul pole.
- Restrooms:** On first- and third-base side of grandstand, in clubhouses, luxury boxes and in press box
- Concession Stands:** Eight (full-service)
- Hog Pen:** Area beyond left-field fence with 12 picnic tables and 40 grills
- Hog Heaven:** 98 premium, outdoor seats on the press box level
- Suites:** 34 luxury suites on press level
- Johnny Mike Walker Lounge:** Located on press level, accessible to Hog Heaven ticket holders and Swatter's Club members
- Press Box:** Two seating rows and spacious work area
- Press Level Booths:** Two radio booths and a television booth
- Sound System:** Includes on-demand access to sound effects and music
- Batting Cages:** Four, enclosed cages
- Tom Pagnozzi Clubhouse:** Includes big-screen television, lounge, oak lockers, pool table, custom chairs and tables.
- Vistor's Clubhouse:** Spacious locker areas, showers and coaches offices
- Umpire's Locker Room:** Includes dressing, shower and restrooms
- Offices:** Spacious coaches' offices located on third base line overlooking the field
- Training Room:** Adjacent to home clubhouse; includes two whirlpools
- Equipment Room:** With laundry facilities
- Novelty Stand:** Located behind home plate and on third-base side of grandstand
- Ticket Offices:** Located in Razorback Foundation building down the left-field line
- Fountain:** Natural water feature with underwater inlet and lighted fountain; located behind batter's eye
- Terrazzo Hog:** A Baum Stadium trademark; located outside the main entrance
- Scoreboard:** Stands 76 feet wide, 46 feet tall with video board, message center, traditional hand clock and four brick pillars



In all, a combined 58,138 attended the NCAA Regional and Super Regional during the 2004 season.

Arkansas' 2004 attendance numbers were no fluke as fans continued to pour into the ballpark. The 2005 and 2006 crowds continued to set records for both average paid and actual attendance. While the NCAA and SEC recognize tickets sold as their method of ranking schools, Arkansas keeps both actual patrons as well as paid attendance figures and have seen steady increases in both areas.

In an informal study by the Baton Rouge (La.) *Advocate*, Arkansas led the nation in actual attendance between 2004 and 2007 and was edged by LSU in 2008 by 20 fans as patrons returned to Baton Rouge's Alex Box Stadium in its final season.

Baum Stadium is the culmination of a vision that was possible only through the dedication of former Arkansas head coach Norm DeBriyn, former UA Athletics Director Frank Broyles, and the contributions of Willard and Pat Walker and Charlie Baum families.

While the efforts of DeBriyn and Broyles have been instrumental in maintaining a state-of-the-art home for UA baseball since the original George Cole Field opened in 1975, it was the generosity of the Baums and Walkers that allowed Arkansas to abandon plans to renovate its former facility and replace it with a new standard in college baseball venues.

The support of the George Cole family has been an integral part of the program's growth since the former Razorback athlete, coach and athletics director donned the cardinal and white many years ago.

"Without the support of the Charlie Baum, Willard Walker and George Cole families, this wouldn't have been possible," DeBriyn said when Baum Stadium opened. "It's an incredible facility and there is not one like it anywhere in the country. There is no way to describe

the excitement our players and coaches have when they take the field."

Representatives of all three families attended the groundbreaking ceremony on Oct. 12, 1994. Eighteen months later, Arkansas' Matt Carnes delivered Baum Stadium's first pitch to Auburn's Russell Whittenburg, completing the dream. The Razorbacks defeated the Auburn Tigers 9-2 in the stadium's inaugural contest.





Rivals.com 2008 College Baseball's Best Stadiums

Facility	School
Baum Stadium at George Cole Field	Arkansas
Reckling Park.....	Rice
Hawks Field.....	Nebraska
Dick Howser Stadium	Florida St.
Polk-Dement Stadium.....	Mississippi St.
UFCU Disch-Falk Field.....	Texas
Baylor Ballpark	Baylor
Oxford-University Stadium	Ole Miss
Plainsman Park	Auburn
Lubrano Park	Penn St.

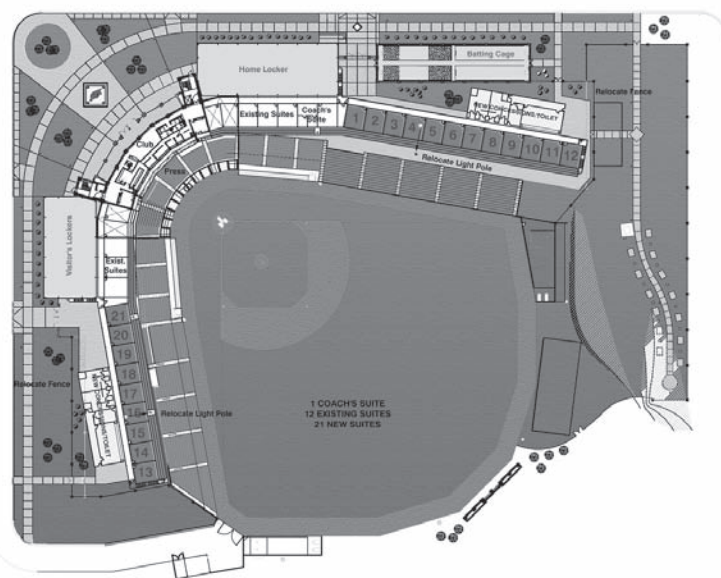
College Baseball's Best Facilities

2003 *Baseball America* Poll

Facility	School
1. Plainsman Park	Auburn
2. Baum Stadium at George Cole Field	Arkansas
3. Baylor Ballpark	Baylor
4. Hawks Field.....	Nebraska
5. Alex Box Stadium	LSU

1998 *Baseball America* Poll

Facility	School
1. Baum Stadium at George Cole Field	Arkansas
2. Rainbow Stadium	Hawaii
3. Plainsman Park.....	Auburn
4. Dudy Noble Field.....	Mississippi St.
5. Tony Gwynn Stadium	San Diego St.



BAUM STADIUM FACILITY DIAGRAM





Top 20 All-Time Crowds (tickets sold)

RAZORBACKS	1.	Arizona State	11,434	April 8, 2009
	2.	LSU	10,727	May 5, 2007
	3.	LSU	10,399	May 4, 2007
	4.	Ole Miss	10,031	May 18, 2007
COACHES	5.	Florida State*	10,027	June 12, 2004
	6.	Vanderbilt	9,782	April 11, 2009
	7.	Ole Miss	9,733	May 19, 2007
	8.	South Carolina	9,622	May 14, 2010
PLAYERS	9.	Oklahoma State\$	9,572	June 2, 2007
	10.	Ole Miss	9,511	May 20, 2005
	11.	Kentucky	9,455	April 3, 2010
	12.	LSU	9,438	May 6, 2007
BAUM STADIUM	13.	Florida State*	9,338	June 11, 2004
	14.	Vanderbilt	9,326	March 24, 2007
	15.	California	9,230	March 6, 2009
	16.	Vanderbilt	9,216	March 23, 2007
	17.	LSU	9,133	April 23, 2006
	18.	Auburn	9,119	May 19, 2006
	19.	Georgia	9,047	April 16, 2010
	20.	Ole Miss	8,948	May 15, 2009

* - NCAA Super Regional

\$ - NCAA Regional

Top 20 All-Time Crowds (actual)

1.	Arizona State	11,014	April 8, 2009
2.	LSU	10,581	May 5, 2007
3.	LSU	10,147	May 4, 2007
4.	Florida State*	10,027	June 12, 2004
5.	Ole Miss	9,812	May 18, 2007
6.	Oklahoma State\$	9,572	June 2, 2007
7.	Ole Miss	9,508	May 19, 2007
8.	Florida State*	9,338	June 11, 2004
9.	Ole Miss	9,227	May 20, 2005
10.	South Carolina	9,217	May 14, 2010
11.	LSU	9,203	May 6, 2007
	Vanderbilt	9,203	March 24, 2007
13.	Vanderbilt	9,196	April 11, 2009
14.	Kentucky	9,173	April 3, 2010
15.	Vanderbilt	9,078	March 23, 2007
16.	Washington State\$	9,016	June 5, 2010
17.	LSU	9,012	April 23, 2005
18.	Auburn	8,841	May 19, 2006
19.	LSU	8,593	April 22, 2005
20.	Ole Miss	8,571	May 15, 2009

* - NCAA Super Regional

\$ - NCAA Regional





2010 NCAA Attendance Leaders			
Average Home Attendance			
Team	Dates	Total	Average
1. LSU	37	394,900	10,673
2. ARKANSAS	38	292,734	7,704
3. Ole Miss	33	223,035	6,759
4. South Carolina	35	236,529	6,758
5. Texas	39	256,278	6,571
Total Home Attendance			
Team	Dates	Total	Average
1. LSU	37	394,900	10,673
2. ARKANSAS	38	292,734	7,704
3. Texas	39	256,278	6,571
4. South Carolina	35	236,529	6,758
5. Ole Miss	33	223,035	6,759





Named for the late Razorback shortstop and athletics director, George Cole Field served as Arkansas' home field from 1975 until 1996.

With a capacity of 3,000, George Cole Field was located just north of John McDonnell Field.

When it opened in 1975, George Cole Field enabled the Razorbacks to leave the field at the Washington County Fairgrounds and move into an on-campus facility for the first time.

Setting the trend for Arkansas having the finest college baseball park in the nation, George Cole Field was one of the few with artificial turf.

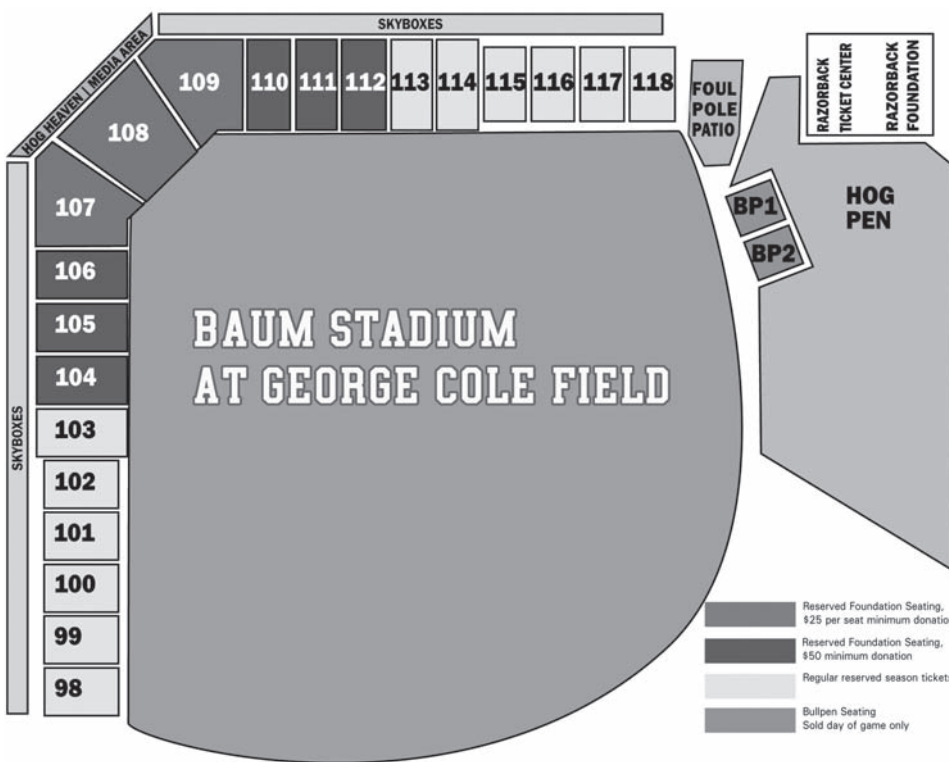

Donations from former Razorbacks Tim Lollar, Johnny Ray and Kevin McReynolds and their agent, Tom Selakovich, provided for the installation of lights at George Cole Field in 1985. On March 22 of that season, the Hogs defeated Southwest Conference rival Texas 5-4 in the first night baseball game on the Arkansas campus. Later that season, George Cole Field played host to the Southwest Conference Tournament for the first time. Arkansas defeated Texas 10-6 in the championship game to win its first - and still only - conference tournament title. The SWC tourney came to Fayetteville again in 1988.

When the Razorbacks entered the Southeastern Conference in 1992, UA officials recognized the need to improve the school's baseball facility. While plans originally called for the improvement of George Cole Field, generous donations from the Willard and Pat Walker and Charlie Baum families, along with former Razorback Tom Pagnozzi, enabled the Hogs to scrap the renovation plans and start from scratch with an entirely new state-of-the-art facility.

During its 21 seasons, George Cole Field was home to a number of future major-leaguers, including Pagnozzi, Ray, McReynolds, Lollar, Les Lancaster and Jeff King.

Although the original George Cole Field played host to its last game on March 31, 1995, as South Carolina defeated Arkansas 13-2, the spirit endures in the official name of the Razorbacks' current facility: Baum Stadium at George Cole Field.

A native of Bauxite, Ark., Cole served as athletics director from July 1, 1970, until his retirement on July 1, 1973. A former All-SWC quarterback for the Hogs, Cole scored a school-record 85 points as a senior in 1927. He began his administrative career at UA as a football line coach in 1936 and became an assistant athletics director under the legendary John Barnhill in 1957.



BAUM STADIUM SEATING & TICKET INFORMATION

Ticket Information

Single Game Adult Tickets	\$10
General Admission	\$8
Season Tickets	\$175
Faculty, Staff, Youth and Senior	
Season Tickets	\$125

For more information regarding tickets contact the Razorback Ticket Office at 1-800-982-4647.


Priority seating (sections 107, 108, 109 and Hog Heaven in the upper level) are available through membership in the Razorback Foundation.

For more information contact the Razorback Foundation at 479-443-9000 or by email at gohogs@uark.edu.

For information on Baum Stadium skybox luxury suites call the Razorback Foundation.

The Foul Pole Patio is available to rent on a per-game basis. For more information contact the Razorback Sports Marketing Office at 479-575-3517.

2010 REVIEW






HOGS ADVANCE TO SUPER REGIONAL FOR SECOND STRAIGHT YEAR

For the fourth time in program history and second-consecutive season, the Arkansas baseball team advanced to the NCAA Super Regionals. It marked the first time in school history that the Razorbacks have been to the Super Regionals in back-to-back years. Arkansas was selected to host a regional for the fifth time in its history. The Razorbacks defeated Grambling State in the opening game of the regional and then took two of three games from Washington State to advance to the Super Regional and a date with top-ranked Arizona State. In the opener against Grambling State, the Razorbacks set a new single-game school record with nine home runs. Brett Eibner belted three home runs in the contest, while Collin Kuhn, James McCann and Andy Wilkins each added two round-trippers. A split in the next two games against Washington State set up a winner-take-all regional championship game against the Cougars. Arkansas was able to get a 7-2 win behind a strong starting pitching performance from TJ Forrest and a balanced offensive attack that produced 12 hits. In the Tempe Super Regional against top-seeded Arizona State, the Hogs took the nation's top team to the wire in a pair of extra-inning games. In the opener, Arkansas let a ninth-inning lead slip away before the Sun Devils won the game in the 12th inning. It appeared that game two would be decided in regulation, but Eibner made sure that wasn't the case as he launched a game-tying, two-run homer in the bottom of the ninth. DJ Baxendale kept the Hogs close, tossing 6.1 innings and giving up just one unearned run. ASU plated two runs in the top of the 12th to claim the 7-5 win and advance to the College World Series.

RAZORBACKS WELL REPRESENTED ON ALL-REGIONAL TEAM

As might be expected, after winning the Fayetteville Regional, the Hogs were well represented on the All-Regional team with six players making the team. Collin Kuhn was named the regional's Most Outstanding Player after hitting .412 with four homers and seven RBI. Kuhn also posted a .545 on-base percentage over the four games. Brett Eibner (.417, 3 HR, 8 RBI), James McCann (.438, 3 HR, 5 RBI) and Andy Wilkins (.294, 2 HR, 6 RBI) also earned All-Regional honors from the plate. On the mound, TJ Forrest picked up All-Regional accolades, starting two games and recording a 1-0 record with a 4.50 ERA in 10 innings pitched. Drew Smyly was also named to the All-Regional team, appearing in two games, with one start, and having a 1-0 record with a 2.79 ERA.



Collin Kuhn was named the Fayetteville Regional Most Outstanding Player after hitting .412 with four homers and seven RBI.

COX, EIBNER NAMED ALL-AMERICANS

Zack Cox and Brett Eibner parlayed their strong seasons into a plethora of postseason awards following the 2010 season. Cox, a sophomore infielder from Louisville, Ky., finished the 2010 season with a school-record .429 batting average to go along with nine home runs and 48 RBI. He earned All-American honors from the National College Baseball Writers Association, the American Baseball Coaches Association, Yahoo! Sports and Ping!Baseball. Cox was also named a semifinalist for the Dick Howser Trophy and Golden Spikes Award. Eibner, a junior outfielder/right handed pitcher, hit a team-leading 22 home runs, the second highest total in program history, while also posting a .333 batting average with a team-best 71 RBI. On the mound, Eibner was 3-5 with a 4.34 ERA in 15 appearances, including 11 starts. Eibner picked up All-American recognition from the ABCA and Ping!Baseball. He was also a semifinalist for the John Olerud Two-Way Player of the Year award.



Zack Cox was named an All-American by several organizations following the 2010 season and was also a semifinalist for the Howser Trophy and the Golden Spikes Award.

THREE HOGS EARN ALL-SEC HONORS

Zack Cox, Brett Eibner and Drew Smyly each received All-Southeastern Conference honors following the 2010 regular season. Cox was named to the first team, while Eibner and Smyly were second-team selections. Cox became the 13th player in school history to earn first team All-SEC honors, while the three picks for the All-SEC team marked the first time since 2007 that multiple Razorbacks have been recognized.

RAZORBACKS EXCEL IN THE CLASSROOM

Not only did the Arkansas baseball team have a strong year on the field, but it also excelled in the classroom. Zack Cox was named to the *Capital One* Academic All-American team, earning the honor for the first time in his career. Cox, Geoffrey Davenport, Scott Limbocker, James McCann, Sam Murphy and Jordan Pratt each received SEC Academic Honor Roll accolades, while Garrett Methvin was named to the SEC Freshman Academic Honor Roll.

ARKANSAS FINISHES SECOND NATIONALLY IN ATTENDANCE

The Razorbacks finished second in the country in attendance for the third consecutive year as a school-record 292,734 fans bought a ticket to see the Hogs play at Baum Stadium in 2010. The Razorbacks finished second in both total home attendance and average home attendance. The Hogs averaged 7,704 fans over the 38 games played at Baum Stadium in 2010. The total attendance figure of 292,734 set a school record, easily besting the previous mark of 266,270 fans set during the 2007 season. Arkansas has finished in the top five nationally in attendance each of the last six years, including ranking second in the country in five of the last six seasons. The Razorbacks led the nation in attendance following the 2007 season, averaging a then-NCAA record of 8,069 fans a game.



For the third straight season, Arkansas finished second nationally in both total and average attendance.

**MCCANN NAMED TO SEC COMMUNITY SERVICE TEAM**

James McCann was recognized for his work in the community as he was named to the 2010 SEC Community Service Team. McCann, a catcher from Santa Barbara, Calif., is an active participant in Arkansas' Book Hogs and Sweat Hogs outreach programs. McCann and the Razorback baseball team have also adopted children the past couple of years during the holiday season and raised money to provide essential needs and gifts. Along with his work in the community, McCann is also a member of the University of Arkansas' Student-Athlete Advisory Committee. On the field, McCann played in 59 games, with 58 starts, and hit .286 with nine homers and 34 RBI.



James McCann was Arkansas' representative on the 2010 SEC Community Service Team.

KUHN SETS SINGLE-SEASON HBP RECORD

Collin Kuhn set a school record by being hit by 25 pitches during the 2010 season. The majority of those came early in the season as he was hit 20 times in the first 37 games of the year. Kuhn broke the previous record of 22 HBP set in 1999 by Joe Jester. Entering his redshirt junior season, Kuhn is in good position to set the career hit by pitch record, needing to be hit just 16 times to break Jack Welsh's record of 52.

SMYLY ECLIPSES 100 STRIKEOUTS IN 2010

Arkansas southpaw Drew Smyly became the ninth pitcher in program history to record more than 100 strikeouts in a single season. Smyly finished the year with 114 punchouts, which ranks fifth in school history. The Little Rock, Ark., native was the most effective pitcher on the mound for the Hogs during the 2010 season, finishing the year with a 9-1 record and a 2.80 ERA in 18 appearances, including 14 starts. Smyly earned second team All-SEC accolades, while also being named to the All-South Region team by the American Baseball Coaches Association.



Drew Smyly finished the 2010 season with 114 strikeouts, placing him fifth in school annals. He was named to the All-SEC second team.

EIBNER, WILKINS RANK IN TOP 10 IN CAREER HOME RUNS

Brett Eibner and Andy Wilkins closed their collegiate careers ranking in the top 10 in home runs in Arkansas history. Eibner and Wilkins each hit 42 home runs over their three seasons at Arkansas, placing them in a tie for third in program history. Each player produced prodigious power numbers during the 2010 season. Eibner led the Hogs with 22 round-trippers and 71 RBI. The 22 home runs was tied for the second-highest total in a single season in school history. Eibner also tied the school's single-game record of three home runs on two different occasions last year. Wilkins was third on the team with 15 homers and second with 69 RBI. Wilkins also left Arkansas tied for eighth in school annals with 165 career RBI.

EIGHT RAZORBACKS TAKEN IN 2010 MLB DRAFT

Arkansas was well represented in the 2010 Major League Baseball draft with eight players being selected. The eight players taken marked a tie for the third most Razorback players selected in a single draft. Zack Cox was the first Hog off the board, becoming the school's sixth first-round draft pick and third in the last four years. Cox was drafted by the St. Louis Cardinals with the 25th pick of the draft. A pair of Razorbacks were taken in the draft's second round. Kansas City selected Brett Eibner with the 54th overall pick, while Drew Smyly was taken by the Detroit Tigers with the 68th overall pick. Andy Wilkins was selected by the Chicago White Sox in the fifth round with the 158th pick. Mike Bolsinger and Collin Kuhn were each taken in the 15th round with Bolsinger being drafted by the Arizona Diamondbacks and Kuhn by the Tigers. Jordan Pratt was also selected by the Tigers in the 16th round, while Jeremy Heatley was the Florida Marlins' pick in the 22nd round.



Brett Eibner was one of four Razorbacks taken in the first five rounds of the 2010 MLB Draft.

BOYS OF SUMMER

The end of the regular season meant a break for some Razorbacks, but more work for others. After the conclusion of the 2010 season, 12 Razorbacks traveled to different parts of the country to join their summer ball teams. Three Hogs played in the prestigious Cape Cod League. DJ Baxendale and Matt Vinson were teammates on the Yarmouth-Dennis Red Sox, while James McCann played for the Cotuit Kettleers. McCann helped Cotuit to the 2010 Cape Cod League championship and Baxendale was named the Yarmouth-Dennis Pitcher of the Year after finishing second in the Cape Cod League with nine saves. Geoffrey Davenport and Sam Murphy each played for the Mat-Su Miners of the Alaska League. Three Razorbacks played their summer ball in the Northwoods League. Collin Kuhn played for the Green Bay Bullfrogs, Jacob Morris played for the Eau Claire Express and Matt Reynolds was a member of the St. Cloud River Bats. Arkansas had four players in the Texas Collegiate League. Zack Hall, Ben Hays and Zac Russell were teammates for the North Texas Copperheads, while Garrett Methvin saw time for the East Texas Pump Jacks.



2010 RECORD: 43-21 • HOME: 29-9 • AWAY: 13-10 • NEUTRAL: 1-2 • SEC: 18-12 • NCAA TOURNAMENT: 3-3

RAZORBACKS

COACHES

PLAYERS

BAUM STADIUM

2010 SEASON

2011 OPPONENTS

HISTORY

UNIVERSITY

Individual Hitting

#	Player	AVG	GP	GS	AB	R	H	2B	3B	HR	RBI	TB	SLG%	BB	HBP	SO	GDP	OB%	SF	SH	SB	ATT	PO	A	E	FLD%	
7	Zack Cox	.429	59	59	238	67	102	14	1	9	48	145	.609	34	4	37	0	.505	1	0	11	12	24	101	12	.912	
25	Collin Kuhn	.336	64	63	259	66	87	18	4	16	52	161	.622	22	25	50	3	.434	3	4	17	19	130	9	2	.986	
24	Brett Eibner	.333	60	58	216	66	72	17	0	22	71	155	.718	39	9	55	1	.446	5	0	3	3	130	6	2	.986	
12	Bo Bigham	.316	55	54	228	43	72	15	1	3	30	98	.430	11	10	34	1	.373	0	5	14	17	102	139	11	.956	
27	James McCann	.286	59	58	213	32	61	6	0	9	34	94	.441	18	12	28	4	.373	1	5	3	5	461	45	3	.994	
9	Monk Kreder	.284	58	57	222	28	63	14	0	4	45	89	.401	24	5	34	4	.361	4	1	1	2	217	8	2	.991	
17	Andy Wilkins	.281	63	62	235	49	66	14	1	15	69	127	.540	44	5	44	0	.397	6	0	4	5	360	65	10	.977	
18	Tim Carver	.267	60	59	232	33	62	11	1	4	36	87	.375	17	8	34	1	.337	1	3	9	9	101	127	15	.938	

20	Zac Russell	.500	1	0	2	1	1	0	0	0	0	1	.500	0	0	1	0	.500	0	0	0	0	3	1	0	1.000	
19	Tom Hauskey	.357	15	5	28	5	10	3	0	1	8	16	.571	2	1	9	0	.419	0	1	0	0	0	0	0	.000	
28	Kyle Robinson	.353	6	4	17	9	6	2	0	0	5	8	.471	3	0	3	0	.450	0	0	0	0	3	0	1	.750	
16	Travis Sample	.321	42	38	137	18	44	8	1	3	21	63	.460	11	2	22	2	.377	1	0	1	4	35	3	2	.950	
8	Derrick Bleeker	.267	12	2	15	6	4	0	0	1	3	7	.467	3	2	5	0	.450	0	0	1	1	23	3	5	.839	
21	Kyle Atkins	.214	27	3	14	7	3	0	0	0	2	3	.214	2	0	8	0	.294	1	0	5	6	3	0	0	1.000	
1	Matt Vinson	.204	46	23	93	24	19	3	2	3	15	35	.376	18	2	31	0	.339	2	3	2	2	46	0	1	.979	
5	Matt Reynolds	.203	24	16	64	13	13	3	0	1	5	19	.297	5	2	14	0	.282	0	0	0	2	27	48	11	.872	
14	Jarrod McKinney	.190	22	16	63	14	12	2	0	1	5	17	.270	8	6	14	0	.338	0	1	2	5	35	2	3	.925	
Totals		.306	64	64	2276	481	697	130	11	92	449	1125	.494	261	93	423	16	.396	25	23	73	92	1724	629	87	.964	
Opponents		.253	64	64	2206	297	558	89	7	71	276	874	.396	189	45	551	7	.322	16	38	60	83	1676	605	54	.977	

LOB - Team (521), Opp (474). DPs turned - Team (49), Opp (43). CI - Team (1), Monk Kreder 1. IBB - Team (10), Zack Cox 5, Andy Wilkins 4, Tim Carver 1, Opp (3). Picked off - James McCann 3, Tim Carver 2, Zack Cox 2, Matt Vinson 1, Brett Eibner 1, Collin Kuhn 1, Kyle Atkins 1, Andy Wilkins 1.

Individual Pitching

#	Player	ERA	W	L	APP	GS	CG	SHO	CBO	SV	IP	H	R	ER	BB	SO	2B	3B	HR	AB	B/Avg	WP	HBP	BK	SFA	SHA	
33	Drew Smyly	2.80	9	1	18	14	2	0	1	0	103.0	85	38	32	36	114	19	0	11	380	.224	7	4	1	1	5	
32	Mike Bolsinger	4.81	6	5	23	13	0	0	1	0	86.0	85	58	46	27	79	10	1	7	337	.252	5	7	0	1	4	

48	Zack Hall	0.00	0	0	2	0	0	0	0	0	2.2	2	1	0	1	2	0	0	0	11	.182	0	0	0	0	0	
35	Christian Kowalchuk	2.11	3	0	13	0	0	0	0	0	21.1	19	8	5	3	21	3	1	1	79	.241	0	2	2	1	2	
15	TJ Forrest	3.38	8	1	20	5	0	0	0	1	53.1	57	23	20	11	41	13	1	5	211	.270	6	5	0	1	3	
29	DJ Baxendale	3.58	0	2	29	3	0	0	1	7	60.1	62	26	24	18	44	5	0	6	227	.273	1	5	0	3	5	
47	Geoffrey Davenport	3.63	2	2	26	3	0	0	0	0	39.2	40	20	16	17	46	5	1	5	153	.261	2	1	1	3	3	
40	Jordan Pratt	3.76	3	1	24	0	0	0	1	2	40.2	37	18	17	18	50	7	1	5	154	.240	5	4	0	1	4	
34	Jeremy Heatley	4.01	5	0	23	1	0	0	0	2	42.2	37	22	19	16	47	3	0	6	161	.230	7	4	0	1	2	
24	Brett Eibner	4.34	3	5	15	11	0	0	0	1	58.0	65	34	28	11	56	11	1	10	238	.273	3	8	0	1	2	
13	Randall Fant	4.37	3	2	10	10	0	0	0	0	35.0	29	21	17	10	25	7	1	10	128	.227	0	2	0	3	4	
26	Jason Fuqua	4.50	0	0	10	0	0	0	0	0	12.0	16	6	6	4	10	3	0	4	48	.333	0	1	0	0	0	
45	Sam Murphy	6.87	1	2	7	3	0	0	0	0	18.1	19	14	14	13	14	3	0	0	68	.279	3	2	0	0	4	
39	Garrett Methvin	37.80	0	0	2	1	0	0	0	0	1.2	5	8	7	4	2	0	0	1	11	.455	0	0	0	0	0	
Totals		3.93	43	21	64	64	2	2	2	13	574.2	558	297	251	189	551	89	7	71	2206	.253	39	45	4	16	38	
Opponents		6.81	21	43	64	64	1	3	2	13	558.2	697	481	423	261	423	130	11	92	2276	.306	61	93	10	25	23	

PB - Team (3), James McCann 3, Opp (14). Pickoffs - Team (14), Drew Smyly 5, James McCann 4, Randall Fant 2, Sam Murphy 2, DJ Baxendale 1, Opp (12). SBA/ATT - James McCann (54-66), Drew Smyly (13-20), M Bolsinger (11-15), Brett Eibner (6-9), DJ Baxendale (5-8), Monk Kreder (6-7), TJ Forrest (4-6), J Heatley (4-6), Randall Fant (4-5), G Davenport (5-5), Jordan Pratt (4-4), Jason Fuqua (1-2), C Kowalchuk (2-2), Sam Murphy (1-1).

Position Player Fielding

Player	C	PO	A	E	FLD%	DPs	SBA	CSB	SBA%	PB	CI
Zac Russell	4	3	1	0	1.000	0	0	0	-	0	0
Kyle Atkins	3	3	0	0	1.000	0	0	0	-	0	0
James McCann	509	461	45	3	.994	3	54	12	.818	3	0
Monk Kreder	227	217	8	2	.991	7	6	1	.857	0	1
Collin Kuhn	141	130	9	2	.986	2	0	0	-	0	0
Brett Eibner	138	130	6	2	.986	2	6	3	.667	0	0
Matt Vinson	47	46	0	1	.979	0	0	0	-	0	0
Andy Wilkins	435	360	65	10	.977	36	0	0	-	0	0
Bo Bigham	252	102	139	11	.956	27	0	0	-	0	0
Travis Sample	40	35	3	2	.950	0	0	0	-	0	0
Tim Carver	243	101	127	15	.938	27	0	0	-	0	0
Jarrod McKinney	40	35	2	3	.925	0	0	0	-	0	0
Zack Cox	137	24	101	12	.912	6	0	0	-	0	0
Matt Reynolds	86	27	48	11	.872	13	0	0	-	0	0
Derrick Bleeker	31	23	3	5	.839	4	0	0	-	0	0
Kyle Robinson	4	3	0	1	.750	0	0	0	-	0	0
Tom Hauskey	0	0	0	0	.000	0	0	0	-	0	0

Pitcher Fielding

Player	C	PO	A	E	FLD%	DPs	SBA	CSB	SBA%	PB	CI
DJ Baxendale	14	5	9	0	1.000	1	5	3	.625	0	0
Geoffrey Davenport	10	3	7	0	1.000	0	5	0	1.000	0	0
TJ Forrest	8	3	5	0	1.000	0	4	2	.667	0	0
Jeremy Heatley	8	3	5	0	1.000	0	4	2	.667	0	0
Randall Fant	5	1	4	0	1.000	0	4	1	.800	0	0
Sam Murphy	4	1	3	0	1.000	0	1	0	1.000	0	0
Jason Fuqua	1	0	1	0	1.000	0	1	1	.500	0	0
Drew Smyly	24	4	19	1	.958	0	13	7	.650	0	0
Jordan Pratt	7	3	3	1	.857	0	4	0	1.000	0	0
Mike Bolsinger	22	1	16	5	.773	1	11	4	.733	0	0
Garrett Methvin	0	0	0	0	.000	0	0	0	-	0	0
Christian Kowalchuk	0	0	0	0	.000	0	2	0	1.000	0	0
Zack Hall	0	0	0	0	.000	0	0	0	-	0	0
Totals	2440	1724	629	87	.964	49	60	23	.723	3	1
Opponents	2335	1676	605	54	.977	43	73	19	.793	14	0

Hitting minimums - 1 Games, 2.5 AB/Game
Pitching minimums - 1 Games, 20% of Games, 1.0 IP/Game



2010 RECORD: 18-12 • HOME: 9-6 • AWAY: 9-6

Individual Hitting

#	Player	AVG	GP	GS	AB	R	H	2B	3B	HR	RBI	TB	SLG%	BB	HBP	SO	GDP	OB%	SF	SH	SB	ATT	PO	A	E	FLD%	
7	Zack Cox	.446	28	28	112	30	50	6	1	6	25	76	.679	18	2	17	0	.530	0	0	7	8	15	56	10	.877	
25	Collin Kuhn	.349	30	30	126	33	44	11	1	9	28	84	.667	9	12	23	3	.439	1	2	5	6	66	4	1	.986	
24	Brett Eibner	.327	30	30	113	31	37	5	0	11	36	75	.664	20	6	27	0	.453	0	0	0	0	66	5	1	.986	
16	Travis Sample	.325	23	22	77	10	25	1	1	2	11	34	.442	6	1	14	1	.376	1	0	1	1	25	2	0	1.000	
27	James McCann	.288	29	29	104	11	30	2	0	2	10	38	.365	5	5	17	2	.351	0	4	1	3	210	26	1	.996	
17	Andy Wilkins	.279	30	29	111	18	31	6	0	6	33	55	.495	19	1	21	0	.383	2	0	0	1	166	25	5	.974	
18	Tim Carver	.277	28	28	112	16	31	4	1	1	10	40	.357	5	3	17	1	.325	0	1	7	7	46	53	3	.971	
9	Monk Kreder	.259	27	27	108	11	28	4	0	2	20	38	.352	7	3	21	3	.314	3	1	1	2	89	3	1	.989	
12	Bo Bigham	.238	30	30	130	22	31	5	0	2	11	42	.323	7	1	26	1	.283	0	2	7	7	58	72	6	.956	

5	Matt Reynolds	.316	8	5	19	7	6	1	0	0	1	7	.368	1	1	2	0	.381	0	0	0	1	16	23	6	.867	
19	Tom Hauskey	.300	5	2	10	1	3	0	0	1	2	6	.600	0	1	5	0	.364	0	0	0	0	0	0	0	.000	
28	Kyle Robinson	.250	2	1	4	1	1	0	0	0	0	1	.250	0	0	1	0	.250	0	0	0	0	1	0	0	1.000	
14	Jarrold McKinney	.125	5	2	8	3	1	0	0	0	0	1	.125	3	0	4	0	.364	0	1	0	0	5	1	0	1.000	
1	Matt Vinson	.114	21	7	35	5	4	1	0	0	0	5	.143	5	0	18	0	.225	0	3	0	0	19	0	1	.950	
21	Kyle Atkins	.000	12	0	1	3	0	0	0	0	0	0	.000	0	0	1	0	.000	0	0	0	1	0	0	0	.000	
	Totals	.301	30	30	1070	202	322	46	4	42	187	502	.469	105	36	214	11	.380	7	14	29	37	793	306	37	.967	
	Opponents	.261	30	30	1016	151	265	45	3	40	144	436	.429	78	24	225	2	.326	9	19	30	44	787	291	30	.973	

LOB - Team (243), Opp (202). DPs turned - Team (26), Opp (22). IBB - Team (6), Cox 4, Andy Wilkins 2, Opp (1). Picked off - James McCann 2, Andy Wilkins 1, Brett Eibner 1, Kyle Atkins 1, Collin Kuhn 1, Zack Cox 1.

Individual Pitching

#	Player	ERA	W	L	APP	GS	CG	SHO	CBO	SV	IP	H	R	ER	BB	SO	2B	3B	HR	AB	B/Avg	WP	HBP	BK	SFA	SHA	
33	Drew Smyly	2.83	6	1	10	9	2	0	0	0	63.2	52	22	20	19	61	11	0	5	234	.222	1	4	1	1	4	
32	Mike Bolsinger	4.65	4	3	14	6	0	0	1	0	50.1	44	32	26	13	46	6	1	5	193	.228	4	4	0	0	3	
24	Brett Eibner	5.82	1	3	8	7	0	0	0	1	38.2	53	30	25	6	34	10	1	9	168	.315	1	7	0	1	1	

15	TJ Forrest	1.37	4	0	7	2	0	0	0	0	19.2	14	3	3	2	15	2	1	2	68	.206	2	3	0	0	2	
13	Randall Fant	3.60	1	1	4	4	0	0	0	0	20.0	14	10	8	5	10	4	0	5	68	.206	0	0	0	2	3	
40	Jordan Pratt	3.86	1	1	10	0	0	0	1	1	16.1	15	7	7	10	17	2	0	3	60	.250	2	1	0	0	2	
35	Christian Kowalchuk	4.50	0	0	2	0	0	0	0	0	2.0	2	1	1	0	2	1	0	1	8	.250	0	0	0	0	0	
26	Jason Fuqua	5.40	0	0	2	0	0	0	0	0	1.2	2	1	1	0	2	0	0	1	6	.333	0	0	0	0	0	
29	DJ Baxendale	5.59	0	2	15	2	0	0	0	2	29.0	36	18	18	9	17	4	0	3	114	.316	0	2	0	2	3	
47	Geoffrey Davenport	7.90	0	1	11	0	0	0	0	0	13.2	18	12	12	8	13	4	0	3	55	.327	1	0	1	2	1	
34	Jeremy Heatley	12.54	1	0	9	0	0	0	0	0	9.1	15	15	13	6	8	1	0	3	42	.357	2	3	0	1	0	
	Totals	4.56	18	12	30	30	2	1	1	4	264.1	265	151	134	78	225	45	3	40	1016	.261	13	24	2	9	19	
	Opponents	6.11	12	18	30	30	1	1	0	8	262.1	322	202	178	105	214	46	4	42	1070	.301	26	36	3	7	14	

PB - Team (2), James McCann 2, Opp (8). Pickoffs - Team (7), Drew Smyly 2, Randall Fant 2, James McCann 2, DJ Baxendale 1, Opp (7). SBA/ATT - James McCann (30-39), Drew Smyly (9-12), Brett Eibner (5-8), DJ Baxendale (4-7), M Bolsinger (4-6), G Davenport (3-3), Jordan Pratt (2-2), Randall Fant (1-2), TJ Forrest (1-2), Jason Fuqua (0-1), J Heatley (1-1).

Position Player Fielding

Player	C	PO	A	E	FLD%	DPs	SBA	CSB	SBA%	PB	CI
Travis Sample	27	25	2	0	1.000	0	0	0	-	0	0
Jarrold McKinney	6	5	1	0	1.000	0	0	0	-	0	0
Kyle Robinson	1	1	0	0	1.000	0	0	0	-	0	0
James McCann	237	210	26	1	.996	2	30	9	.769	2	0
Monk Kreder	93	89	3	1	.989	4	0	0	-	0	0
Brett Eibner	72	66	5	1	.986	1	5	3	.625	0	0
Collin Kuhn	71	66	4	1	.986	2	0	0	-	0	0
Andy Wilkins	196	166	25	5	.974	19	0	0	-	0	0
Tim Carver	102	46	53	3	.971	11	0	0	-	0	0
Bo Bigham	136	58	72	6	.956	16	0	0	-	0	0
Matt Vinson	20	19	0	1	.950	0	0	0	-	0	0
Zack Cox	81	15	56	10	.877	2	0	0	-	0	0
Matt Reynolds	45	16	23	6	.867	10	0	0	-	0	0
Kyle Atkins	0	0	0	0	.000	0	0	0	-	0	0
Tom Hauskey	0	0	0	0	.000	0	0	0	-	0	0

Pitcher Fielding

Player	C	PO	A	E	FLD%	DPs	SBA	CSB	SBA%	PB	CI
DJ Baxendale	9	4	5	0	1.000	0	4	3	.571	0	0
Randall Fant	4	1	3	0	1.000	0	1	1	.500	0	0
Jordan Pratt	4	1	3	0	1.000	0	2	0	1.000	0	0
Geoffrey Davenport	3	0	3	0	1.000	0	3	0	1.000	0	0
TJ Forrest	3	1	2	0	1.000	0	1	1	.500	0	0
Drew Smyly	12	3	8	1	.917	0	9	3	.750	0	0
Mike Bolsinger	12	1	10	1	.917	1	4	2	.667	0	0
Christian Kowalchuk	0	0	0	0	.000	0	0	0	-	0	0
Jason Fuqua	0	0	0	0	.000	0	0	1	.000	0	0
Totals	1136	793	306	37	.967	26	30	14	.682	2	0
Opponents	1108	787	291	30	.973	22	29	8	.784	8	0

Hitting minimums - 1 Games 2.5 AB/Game

Pitching minimums - 1 Games 20% of Games 1.0 IP/Game


2010 RECORD: 43-21 • HOME: 29-9 • AWAY: 13-10 • NEUTRAL: 1-2 • SEC: 18-12 • NCAA TOURNAMENT: 3-3

Game date	Opposing team	Score	R-H-E	R-H-E	Inns	Overall	SEC	Pitcher of record	Attend	Time
Feb. 19, 2010	BALL STATE	W, 10-2	10-13-0	2-9-0	9	1-0-0	0-0-0	Bolsinger (W 1-0)	7359	2:42
Feb. 20, 2010	BALL STATE	L, 2-5	2-8-4	5-10-0	9	1-1-0	0-0-0	Davenport (L 0-1)	8004	2:52
Feb. 21, 2010	BALL STATE	W, 9-3	9-11-1	3-12-0	9	2-1-0	0-0-0	Eibner (W 1-0)	6536	2:35
Feb. 26, 2010	TROY	W, 10-1	10-10-0	1-6-0	9	3-1-0	0-0-0	Forrest (W 1-0)	6745	2:32
Feb. 27, 2010	TROY	W, 10-8	10-10-2	8-10-1	9	4-1-0	0-0-0	Heatley (W 1-0)	7792	2:51
Feb. 28, 2010	TROY	W, 7-6	7-7-1	6-5-0	9	5-1-0	0-0-0	Eibner (W 2-0)	7373	2:28
Mar. 2, 2010	KANSAS	W, 15-3	15-11-0	3-10-1	9	6-1-0	0-0-0	Davenport (W 1-1)	6395	3:20
Mar. 5, 2010	at California	W, 7-3	7-9-3	3-7-0	9	7-1-0	0-0-0	Bolsinger (W 2-0)	246	2:40
Mar. 6, 2010	at California	W, 9-5	9-10-3	5-7-1	9	8-1-0	0-0-0	Smyly (W 1-0)	467	2:54
Mar. 7, 2010	at California	L, 0-6	0-6-3	6-7-1	9	8-2-0	0-0-0	Eibner (L 2-1)	597	2:21
Mar. 9, 2010	SOUTH DAKOTA STATE	L, 2-3	2-4-1	3-9-0	9	8-3-0	0-0-0	Murphy (L 0-1)	6438	2:32
Mar. 10, 2010	SOUTH DAKOTA STATE	W, 21-2	21-18-1	2-6-4	9	9-3-0	0-0-0	Fant (W 1-0)	6698	2:52
Mar. 12, 2010	WISCONSIN-MILWAUKEE	W, 14-6	14-13-1	6-13-0	9	10-3-0	0-0-0	Davenport (W 2-1)	6450	3:07
Mar. 13, 2010	WISCONSIN-MILWAUKEE	W, 7-0	7-8-0	0-6-3	9	11-3-0	0-0-0	Smyly (W 2-0)	6843	2:35
Mar. 14, 2010	WISCONSIN-MILWAUKEE	W, 3-2	3-5-1	2-9-0	(10)	12-3-0	0-0-0	Heatley (W 2-0)	6829	2:19
Mar. 19, 2010	at LSU*	W, 6-3	6-11-1	3-6-2	9	13-3-0	1-0-0	Bolsinger (W 3-0)	11,225	2:38
Mar. 20, 2010	at LSU*	L, 7-8	7-9-0	8-8-0	9	13-4-0	1-1-0	Davenport (L 2-2)	10,944	3:04
Mar. 21, 2010	at LSU*	L, 1-5	1-7-2	5-12-0	9	13-5-0	1-2-0	Eibner (L 2-2)	10,168	2:49
Mar. 23, 2010	at McNeese State	W, 3-2	3-7-0	2-10-0	9	14-5-0	1-2-0	Forrest (W 2-0)	792	2:50
Mar. 24, 2010	at McNeese State	W, 7-6	7-12-2	6-11-0	9	15-5-0	1-2-0	Kowalchuk (W 1-0)	822	3:13
Mar. 26, 2010	ALABAMA*	W, 9-8	9-9-2	8-9-3	9	16-5-0	2-2-0	Forrest (W 3-0)	8492	3:08
Mar. 27, 2010	ALABAMA*	W, 4-3	4-10-2	3-13-1	9	17-5-0	3-2-0	Pratt (W 1-0)	8332	2:37
Mar. 28, 2010	ALABAMA*	W, 10-5	10-14-2	5-8-1	9	18-5-0	4-2-0	Forrest (W 4-0)	7130	2:56
Mar. 30, 2010	CENTENARY	W, 18-2	18-16-2	2-3-2	9	19-5-0	4-2-0	Kowalchuk (W 2-0)	7823	2:47
Mar. 31, 2010	CENTENARY	W, 9-4	9-12-3	4-3-1	9	20-5-0	4-2-0	Forrest (W 5-0)	7596	2:24
Apr. 2, 2010	KENTUCKY*	L, 8-12	8-12-2	12-17-0	9	20-6-0	4-3-0	Bolsinger (L 3-1)	7118	3:36
Apr. 3, 2010	KENTUCKY*	W, 10-1	10-17-0	1-4-1	9	21-6-0	5-3-0	Smyly (W 3-0)	9455	2:42
Apr. 4, 2010	KENTUCKY*	W, 17-16	17-19-1	16-14-2	9	22-6-0	6-3-0	Bolsinger (W 4-1)	7614	3:54
Apr. 7, 2010	SAINT LOUIS	W, 32-8	32-30-4	8-9-2	7	23-6-0	6-3-0	Fant (W 2-0)	7527	3:06
Apr. 9, 2010	at Mississippi State*	W, 8-3	8-12-0	3-6-0	9	24-6-0	7-3-0	Smyly (W 4-0)	6280	2:52
Apr. 10, 2010	at Mississippi State*	W, 8-5	8-12-2	5-14-4	9	25-6-0	8-3-0	Heatley (W 3-0)	6179	3:37
Apr. 11, 2010	at Mississippi State*	W, 13-3	13-20-0	3-4-3	9	26-6-0	9-3-0	Fant (W 3-0)	6058	3:06
Apr. 13, 2010	NEW MEXICO	W, 4-3	4-15-1	3-9-0	(11)	27-6-0	9-3-0	Heatley (W 4-0)	7995	3:45
Apr. 14, 2010	NEW MEXICO	W, 5-4	5-12-0	4-7-0	9	28-6-0	9-3-0	Kowalchuk (W 3-0)	8523	2:47
Apr. 16, 2010	GEORGIA*	W, 10-2	10-16-0	2-8-0	9	29-6-0	10-3-0	Smyly (W 5-0)	9047	2:48
Apr. 17, 2010	GEORGIA*	W, 10-2	10-15-1	2-7-1	9	30-6-0	11-3-0	Eibner (W 3-2)	8772	2:47
Apr. 18, 2010	GEORGIA*	W, 13-5	13-12-1	5-9-2	9	31-6-0	12-3-0	Forrest (W 6-0)	8246	3:01
Apr. 20, 2010	ORAL ROBERTS	W, 9-5	9-15-2	5-9-0	9	32-6-0	12-3-0	Heatley (W 5-0)	7776	2:46
Apr. 23, 2010	at Florida*	W, 8-3	8-9-1	3-8-0	9	33-6-0	13-3-0	Smyly (W 6-0)	3622	2:41
Apr. 24, 2010	at Florida*	L, 2-8	2-9-1	8-12-1	9	33-7-0	13-4-0	Eibner (L 3-3)	3116	2:43
Apr. 25, 2010	at Florida*	L, 1-2	1-5-1	2-8-1	9	33-8-0	13-5-0	Bolsinger (L 4-2)	2873	2:27
Apr. 28, 2010	MISSOURI STATE	W, 5-4	5-6-0	4-9-1	9	34-8-0	13-5-0	Pratt (W 2-0)	7868	2:43
Apr. 30, 2010	AUBURN*	W, 9-4	9-13-4	4-8-2	9	35-8-0	14-5-0	Smyly (W 7-0)	7264	2:40
May 1, 2010	AUBURN*	L, 7-8	7-11-1	8-10-3	9	35-9-0	14-6-0	Fant (L 3-1)	8713	2:46
May 2, 2010	AUBURN*	L, 2-13	2-8-2	13-16-0	9	35-10-0	14-7-0	Eibner (L 3-4)	8205	2:52
May 7, 2010	at Ole Miss*	W, 11-4	11-16-2	4-8-0	9	36-10-0	15-7-0	Smyly (W 8-0)	8519	3:16
May 8, 2010	at Ole Miss*	L, 2-3	2-7-1	3-8-0	9	36-11-0	15-8-0	Baxendale (L 0-1)	8843	2:49
May 9, 2010	at Ole Miss*	W, 7-0	7-11-1	0-2-1	9	37-11-0	16-8-0	Bolsinger (W 6-2)	6855	2:50
May 11, 2010	vs Louisiana Tech#	W, 5-4	5-12-1	4-9-1	(10)	38-11-0	16-8-0	Pratt (W 3-0)	10,200	3:17
May 14, 2010	SOUTH CAROLINA*	L, 2-3	2-3-2	3-6-0	9	38-12-0	16-9-0	Smyly (L 8-1)	9622	2:34
May 15, 2010	SOUTH CAROLINA*	L, 0-5	0-6-1	5-6-0	9	38-13-0	16-10-0	Bolsinger (L 5-3)	8670	2:08
May 16, 2010	SOUTH CAROLINA*	L, 3-5	3-7-0	5-8-1	9	38-14-0	16-11-0	Pratt (L 3-1)	8227	2:50
May 18, 2010	at Oklahoma	L, 2-5	2-7-0	5-9-0	9	38-15-0	16-11-0	Fant (L 3-2)	1553	3:01
May 20, 2010	at Vanderbilt*	L, 3-4	3-8-2	4-11-0	9	38-16-0	16-12-0	Baxendale (L 0-2)	2192	2:43
May 21, 2010	at Vanderbilt*	W, 4-3	4-6-2	3-6-0	9	39-16-0	17-12-0	Bolsinger (W 6-3)	2589	2:20
May 22, 2010	at Vanderbilt*	W, 7-5	7-8-0	5-9-1	9	40-16-0	18-12-0	Forrest (W 7-0)	3693	3:08
May 26, 2010	vs Vanderbilt!	L, 0-2	0-7-0	2-7-0	9	40-17-0	18-12-0	Murphy (L 0-2)	6772	2:54
May 27, 2010	vs Florida!	L, 4-5	4-5-1	5-7-1	9	40-18-0	18-12-0	Bolsinger (L 6-4)	5759	2:26
June 4, 2010	GRAMBLING STATE +	W, 19-7	19-17-1	7-13-1	9	41-18-0	18-12-0	Murphy (W 1-2)	6305	3:15
June 5, 2010	WASHINGTON STATE +	W, 6-4	6-13-1	4-7-2	9	42-18-0	18-12-0	Smyly (W 9-1)	8428	3:22
June 6, 2010	WASHINGTON STATE +	L, 7-10	7-10-3	10-13-1	9	42-19-0	18-12-0	Bolsinger (L 6-5)	7750	3:27
June 7, 2010	WASHINGTON STATE +	W, 7-2	7-12-3	2-6-0	9	43-19-0	18-12-0	Forrest (W 8-0)	6774	3:02
June 12, 2010	at Arizona State\$	L, 6-7	6-12-3	7-12-1	(12)	43-20-0	18-12-0	Eibner (L 3-5)	4371	4:20
June 13, 2010	at Arizona State\$	L, 5-7	5-12-2	7-14-0	(12)	43-21-0	18-12-0	Forrest (L 8-1)	4371	4:14

* - Southeastern Conference game • # - Game played in North Little Rock ! - SEC Tournament • + - Fayetteville Regional • \$ - Tempe Super Regional • () - extra inning game



STARTING LINEUPS (BATTING ORDER)

Date	Opponent	1	2	3	4	5	6	7	8	9
Feb. 19, 2010	BALL STATE	McKinney	Bigham	Cox	Wilkins	Kreder	Eibner	McCann	Reynolds	Kuhn
Feb. 20, 2010	BALL STATE	McKinney	Carver	Cox	Wilkins	Kreder	Eibner	McCann	Vinson	Reynolds
Feb. 21, 2010	BALL STATE	McKinney	Kuhn	Wilkins	Kreder	Cox	McCann	Sample	Bleeker	Carver
Feb. 26, 2010	TROY	McKinney	Kuhn	Wilkins	Kreder	Cox	McCann	Eibner	Carver	Reynolds
Feb. 27, 2010	TROY	McKinney	Kuhn	Wilkins	Kreder	Cox	McCann	Eibner	Carver	Reynolds
Feb. 28, 2010	TROY	McKinney	Kuhn	Wilkins	Kreder	Cox	McCann	Sample	Carver	Vinson
Mar. 2, 2010	KANSAS	McKinney	Kuhn	Wilkins	Kreder	Cox	McCann	Eibner	Carver	Reynolds
Mar. 5, 2010	at California	McKinney	Kuhn	Wilkins	Kreder	Cox	McCann	Eibner	Carver	Reynolds
Mar. 6, 2010	at California	McKinney	Kuhn	Wilkins	Kreder	Cox	McCann	Eibner	Carver	Reynolds
Mar. 7, 2010	at California	McKinney	Kuhn	Wilkins	Kreder	Cox	McCann	Carver	Sample	Bleeker
Mar. 9, 2010	SOUTH DAKOTA STATE	McKinney	Bigham	Wilkins	Kreder	Cox	Carver	Vinson	Kuhn	Atkins
Mar. 10, 2010	SOUTH DAKOTA STATE	Kuhn	Cox	Wilkins	McCann	Eibner	Robinson	Carver	Bigham	McKinney
Mar. 12, 2010	WISCONSIN-MILWAUKEE	Kuhn	Cox	Wilkins	McCann	Eibner	Robinson	Carver	Bigham	Vinson
Mar. 13, 2010	WISCONSIN-MILWAUKEE	Kuhn	Cox	Wilkins	McCann	Eibner	Kreder	Carver	Bigham	Vinson
Mar. 14, 2010	WISCONSIN-MILWAUKEE	Kuhn	Cox	Bigham	Wilkins	McCann	Eibner	Carver	Vinson	McKinney
Mar. 19, 2010	at LSU*	Kuhn	Cox	Wilkins	Kreder	McCann	Eibner	Carver	Bigham	Vinson
Mar. 20, 2010	at LSU*	Kuhn	Cox	Wilkins	Kreder	Eibner	Carver	Bigham	Vinson	McKinney
Mar. 21, 2010	at LSU*	Kuhn	Cox	Wilkins	McCann	Robinson	Eibner	Carver	Bigham	Vinson
Mar. 23, 2010	at McNeese State	Kuhn	Carver	Cox	Wilkins	Eibner	McCann	Kreder	Vinson	Reynolds
Mar. 24, 2010	at McNeese State	Kuhn	Bigham	Cox	Eibner	Wilkins	Kreder	McCann	Reynolds	McKinney
Mar. 26, 2010	ALABAMA*	Kuhn	Eibner	Cox	Kreder	Wilkins	Carver	McCann	Bigham	Reynolds
Mar. 27, 2010	ALABAMA*	Kuhn	Carver	Cox	Wilkins	Eibner	McCann	Bigham	Vinson	Reynolds
Mar. 28, 2010	ALABAMA*	Kuhn	Eibner	Cox	Kreder	Wilkins	Carver	McCann	Bigham	Reynolds
Mar. 30, 2010	CENTENARY	Kuhn	Carver	Cox	Wilkins	Eibner	Kreder	Bigham	Robinson	Vinson
Mar. 31, 2010	CENTENARY	Kuhn	Eibner	Cox	Kreder	Wilkins	Carver	McCann	Bigham	Sample
Apr. 2, 2010	KENTUCKY*	Kuhn	Eibner	Cox	Kreder	Wilkins	Carver	McCann	Bigham	McKinney
Apr. 3, 2010	KENTUCKY*	Kuhn	Bigham	Cox	Eibner	Wilkins	Kreder	Sample	Carver	McCann
Apr. 4, 2010	KENTUCKY*	Kuhn	Bigham	Cox	Eibner	Kreder	Sample	Carver	McCann	Vinson
Apr. 7, 2010	SAINT LOUIS	Kuhn	Bigham	Cox	Eibner	Kreder	Sample	Carver	McCann	Hauskey
Apr. 9, 2010	at Mississippi State*	Kuhn	Bigham	Cox	Wilkins	Eibner	Kreder	Carver	Sample	McCann
Apr. 10, 2010	at Mississippi State*	Kuhn	Bigham	Cox	Wilkins	Eibner	Kreder	Carver	Sample	McCann
Apr. 11, 2010	at Mississippi State*	Kuhn	Bigham	Cox	Wilkins	Eibner	Kreder	Sample	Carver	McCann
Apr. 13, 2010	NEW MEXICO	Kuhn	Bigham	Cox	Wilkins	Eibner	Kreder	Sample	Carver	McCann
Apr. 14, 2010	NEW MEXICO	Kuhn	Bigham	Cox	Eibner	Wilkins	Kreder	Sample	Carver	Vinson
Apr. 16, 2010	GEORGIA*	Kuhn	Bigham	Cox	Wilkins	Eibner	Kreder	Sample	Carver	McCann
Apr. 17, 2010	GEORGIA*	Kuhn	Bigham	Cox	Wilkins	Eibner	Kreder	Sample	Carver	McCann
Apr. 18, 2010	GEORGIA*	Kuhn	Bigham	Cox	Wilkins	Eibner	Kreder	Sample	Carver	McCann
Apr. 20, 2010	ORAL ROBERTS	Kuhn	Bigham	Cox	Wilkins	Eibner	Kreder	Sample	Carver	Vinson
Apr. 23, 2010	at Florida*	Kuhn	Bigham	Cox	Eibner	Wilkins	Kreder	Sample	Carver	McCann
Apr. 24, 2010	at Florida*	Kuhn	Bigham	Cox	Wilkins	Eibner	Kreder	Sample	Carver	McCann
Apr. 25, 2010	at Florida*	Kuhn	Bigham	Cox	Eibner	Kreder	Wilkins	Sample	McCann	Vinson
Apr. 28, 2010	MISSOURI STATE	Kuhn	Bigham	Cox	Eibner	Wilkins	Kreder	Sample	McCann	Reynolds
Apr. 30, 2010	AUBURN*	Kuhn	Bigham	Cox	Eibner	Wilkins	Kreder	Sample	McCann	Reynolds
May 1, 2010	AUBURN*	Kuhn	Bigham	Cox	Eibner	Wilkins	Kreder	Sample	McCann	Carver
May 2, 2010	AUBURN*	Kuhn	Bigham	Cox	Eibner	Wilkins	Kreder	Sample	Carver	McCann
May 7, 2010	at Ole Miss*	Kuhn	Bigham	Cox	Eibner	Wilkins	Kreder	McCann	Carver	Vinson
May 8, 2010	at Ole Miss*	Kuhn	Bigham	Cox	Eibner	Wilkins	Kreder	Sample	McCann	Carver
May 9, 2010	at Ole Miss*	Kuhn	Bigham	Cox	Eibner	Wilkins	Kreder	Sample	Carver	McCann
May 11, 2010	vs Louisiana Tech#	Kuhn	Bigham	Cox	Eibner	Wilkins	Hauskey	Sample	Carver	McCann
May 14, 2010	SOUTH CAROLINA*	Kuhn	Bigham	Cox	Eibner	Wilkins	Kreder	Sample	Carver	McCann
May 15, 2010	SOUTH CAROLINA*	Kuhn	Bigham	Cox	Eibner	Wilkins	Hauskey	Sample	Carver	McCann
May 16, 2010	SOUTH CAROLINA*	Kuhn	Bigham	Cox	Eibner	Wilkins	Kreder	Sample	Carver	McCann
May 18, 2010	at Oklahoma	Kuhn	Reynolds	Eibner	Wilkins	Kreder	Bigham	Sample	Carver	Vinson
May 20, 2010	at Vanderbilt*	Kuhn	Eibner	Wilkins	McCann	Bigham	Sample	Carver	Kreder	Reynolds
May 21, 2010	at Vanderbilt*	Kuhn	Cox	Eibner	Wilkins	Sample	Bigham	Kreder	Carver	McCann
May 22, 2010	at Vanderbilt	Kuhn	Bigham	Eibner	Wilkins	Sample	Hauskey	Kreder	Carver	McCann
May 26, 2010	vs Vanderbilt!	Kuhn	Bigham	Wilkins	Kreder	Sample	McCann	Vinson	Carver	Atkins
May 27, 2010	vs Florida!	Kuhn	Bigham	Sample	Kreder	Wilkins	Hauskey	Carver	McCann	Atkins
June 4, 2010	GRAMBLING STATE +	Kuhn	Cox	Eibner	Wilkins	Kreder	Bigham	Sample	McCann	Carver
June 5, 2010	WASHINGTON STATE +	Kuhn	Cox	Eibner	Wilkins	Kreder	Bigham	Sample	McCann	Carver
June 6, 2010	WASHINGTON STATE +	Kuhn	Bigham	Cox	Wilkins	Kreder	Sample	McCann	Carver	Vinson
June 7, 2010	WASHINGTON STATE +	Kuhn	Cox	Eibner	Wilkins	Kreder	Bigham	McCann	Vinson	Carver
June 12, 2010	at Arizona State\$	Kuhn	Cox	Eibner	Wilkins	Bigham	Kreder	McCann	Vinson	Carver
June 13, 2010	at Arizona State\$	Kuhn	Cox	Eibner	Wilkins	Kreder	Bigham	McCann	Vinson	Carver

* - Southeastern Conference game • # - Game played in North Little Rock ! - SEC Tournament • + - Fayetteville Regional • \$ - Tempe Super Regional

HAZORBACKS

COACHES

PLAYERS

BAUM STADIUM

2010 SEASON

2011 OPPONENTS

HISTORY

UNIVERSITY

STARTING LINEUPS (DEFENSE)



RAZORBACKS

COACHES

PLAYERS

BAUM STADIUM

2010 SEASON

2011 OPPONENTS

HISTORY

UNIVERSITY

Date	Opponent	C	1B	2B	3B	SS	LF	CF	RF	DH
Feb. 19, 2010	BALL STATE	McCann	Wilkins	Bigham	Cox	Reynolds	Kuhn	Eibner	McKinney	Kreder
Feb. 20, 2010	BALL STATE	McCann	Wilkins	Carver	Cox	Reynolds	Vinson	Eibner	McKinney	Kreder
Feb. 21, 2010	BALL STATE	McCann	Wilkins	Cox	Bleeker	Carver	Sample	Kuhn	McKinney	Kreder
Feb. 26, 2010	TROY	McCann	Wilkins	Carver	Cox	Reynolds	Kuhn	Eibner	McKinney	Kreder
Feb. 27, 2010	TROY	McCann	Wilkins	Carver	Cox	Reynolds	Kuhn	Eibner	McKinney	Kreder
Feb. 28, 2010	TROY	Kreder	McCann	Cox	Wilkins	Carver	Vinson	Kuhn	McKinney	Sample
Mar. 2, 2010	KANSAS	McCann	Wilkins	Carver	Cox	Reynolds	Kuhn	Eibner	McKinney	Kreder
Mar. 5, 2010	at California	McCann	Wilkins	Carver	Cox	Reynolds	Kuhn	Eibner	McKinney	Kreder
Mar. 6, 2010	at California	McCann	Wilkins	Carver	Cox	Reynolds	Kuhn	Eibner	McKinney	Kreder
Mar. 7, 2010	at California	McCann	Wilkins	Cox	Bleeker	Carver	Sample	Kuhn	McKinney	Kreder
Mar. 9, 2010	SOUTH DAKOTA STATE	Kreder	Wilkins	Bigham	Cox	Carver	Vinson	Kuhn	McKinney	Atkins
Mar. 10, 2010	SOUTH DAKOTA STATE	McCann	Wilkins	Bigham	Cox	Carver	Kuhn	Eibner	McKinney	Robinson
Mar. 12, 2010	WISCONSIN-MILWAUKEE	McCann	Wilkins	Bigham	Cox	Carver	Kuhn	Eibner	Vinson	Robinson
Mar. 13, 2010	WISCONSIN-MILWAUKEE	McCann	Wilkins	Bigham	Cox	Carver	Kuhn	Eibner	Vinson	Kreder
Mar. 14, 2010	WISCONSIN-MILWAUKEE	McCann	Wilkins	Bigham	Cox	Carver	Vinson	Kuhn	McKinney	Eibner
Mar. 19, 2010	at LSU*	McCann	Wilkins	Bigham	Cox	Carver	Kuhn	Eibner	Vinson	Kreder
Mar. 20, 2010	at LSU*	Kreder	Wilkins	Bigham	Cox	Carver	Kuhn	Eibner	McKinney	Vinson
Mar. 21, 2010	at LSU*	McCann	Wilkins	Bigham	Cox	Carver	Robinson	Kuhn	Vinson	Eibner
Mar. 23, 2010	at McNeese State	McCann	Wilkins	Carver	Cox	Reynolds	Kuhn	Eibner	Vinson	Kreder
Mar. 24, 2010	at McNeese State	Kreder	Wilkins	Bigham	Cox	Reynolds	Kuhn	Eibner	McKinney	McCann
Mar. 26, 2010	ALABAMA*	McCann	Wilkins	Bigham	Cox	Reynolds	Kuhn	Eibner	Carver	Kreder
Mar. 27, 2010	ALABAMA*	McCann	Wilkins	Bigham	Cox	Reynolds	Vinson	Kuhn	Carver	Eibner
Mar. 28, 2010	ALABAMA*	McCann	Wilkins	Bigham	Cox	Reynolds	Kuhn	Eibner	Carver	Kreder
Mar. 30, 2010	CENTENARY	Kreder	Wilkins	Bigham	Cox	Carver	Kuhn	Eibner	Vinson	Robinson
Mar. 31, 2010	CENTENARY	McCann	Wilkins	Bigham	Cox	Carver	Kuhn	Eibner	Sample	Kreder
Apr. 2, 2010	KENTUCKY*	McCann	Wilkins	Bigham	Cox	Carver	Kuhn	Eibner	McKinney	Kreder
Apr. 3, 2010	KENTUCKY*	McCann	Wilkins	Bigham	Cox	Carver	Kuhn	Eibner	Sample	Kreder
Apr. 4, 2010	KENTUCKY*	McCann	Kreder	Bigham	Cox	Carver	Sample	Kuhn	Vinson	Eibner
Apr. 7, 2010	SAINT LOUIS	Kreder	McCann	Bigham	Cox	Carver	Kuhn	Eibner	Sample	Hauskey
Apr. 9, 2010	at Mississippi State*	McCann	Kreder	Bigham	Cox	Carver	Kuhn	Eibner	Sample	Wilkins
Apr. 10, 2010	at Mississippi State*	McCann	Kreder	Cox	Wilkins	Carver	Sample	Kuhn	Bigham	Eibner
Apr. 11, 2010	at Mississippi State*	McCann	Wilkins	Bigham	Cox	Carver	Sample	Eibner	Kuhn	Kreder
Apr. 13, 2010	NEW MEXICO	McCann	Wilkins	Bigham	Cox	Carver	Sample	Eibner	Kuhn	Kreder
Apr. 14, 2010	NEW MEXICO	Kreder	Wilkins	Bigham	Cox	Carver	Kuhn	Eibner	Vinson	Sample
Apr. 16, 2010	GEORGIA*	McCann	Wilkins	Bigham	Cox	Carver	Sample	Eibner	Kuhn	Kreder
Apr. 17, 2010	GEORGIA*	McCann	Kreder	Cox	Wilkins	Carver	Sample	Kuhn	Bigham	Eibner
Apr. 18, 2010	GEORGIA*	McCann	Wilkins	Bigham	Cox	Carver	Sample	Eibner	Kuhn	Kreder
Apr. 20, 2010	ORAL ROBERTS	Kreder	Wilkins	Bigham	Cox	Carver	Kuhn	Eibner	Vinson	Sample
Apr. 23, 2010	at Florida*	McCann	Wilkins	Bigham	Cox	Carver	Sample	Eibner	Kuhn	Kreder
Apr. 24, 2010	at Florida*	McCann	Kreder	Cox	Wilkins	Carver	Sample	Kuhn	Bigham	Eibner
Apr. 25, 2010	at Florida*	McCann	Kreder	Bigham	Wilkins	Cox	Kuhn	Eibner	Vinson	Sample
Apr. 28, 2010	MISSOURI STATE	McCann	Wilkins	Bigham	Cox	Reynolds	Sample	Eibner	Kuhn	Kreder
Apr. 30, 2010	AUBURN*	McCann	Wilkins	Bigham	Cox	Reynolds	Sample	Eibner	Kuhn	Kreder
May 1, 2010	AUBURN*	McCann	Wilkins	Bigham	Cox	Carver	Sample	Eibner	Kuhn	Kreder
May 2, 2010	AUBURN*	McCann	Kreder	Cox	Wilkins	Carver	Sample	Kuhn	Bigham	Eibner
May 7, 2010	at Ole Miss*	McCann	Wilkins	Bigham	Cox	Carver	Kuhn	Eibner	Vinson	Kreder
May 8, 2010	at Ole Miss*	McCann	Wilkins	Bigham	Cox	Carver	Sample	Eibner	Kuhn	Kreder
May 9, 2010	at Ole Miss*	McCann	Wilkins	Bigham	Cox	Carver	Sample	Eibner	Kuhn	Kreder
May 11, 2010	vs Louisiana Tech#	McCann	Wilkins	Bigham	Cox	Carver	Sample	Eibner	Kuhn	Hauskey
May 14, 2010	SOUTH CAROLINA*	McCann	Wilkins	Bigham	Cox	Carver	Sample	Eibner	Kuhn	Kreder
May 15, 2010	SOUTH CAROLINA*	McCann	Wilkins	Bigham	Cox	Carver	Sample	Eibner	Kuhn	Hauskey
May 16, 2010	SOUTH CAROLINA*	McCann	Wilkins	Bigham	Cox	Carver	Sample	Eibner	Kuhn	Kreder
May 18, 2010	at Oklahoma	Kreder	Wilkins	Bigham	Reynolds	Carver	Kuhn	Eibner	Vinson	Sample
May 20, 2010	at Vanderbilt*	McCann	Wilkins	Bigham	Reynolds	Carver	Sample	Eibner	Kuhn	Kreder
May 21, 2010	at Vanderbilt*	McCann	Kreder	Bigham	Wilkins	Carver	Sample	Eibner	Kuhn	Cox
May 22, 2010	at Vanderbilt*	McCann	Kreder	Bigham	Wilkins	Carver	Sample	Eibner	Kuhn	Hauskey
May 26, 2010	vs Vanderbilt!	Kreder	McCann	Bigham	Wilkins	Carver	Atkins	Kuhn	Vinson	Sample
May 27, 2010	vs Florida!	McCann	Kreder	Bigham	Wilkins	Carver	Sample	Kuhn	Atkins	Hauskey
June 4, 2010	GRAMBLING STATE+	McCann	Wilkins	Bigham	Cox	Carver	Sample	Eibner	Kuhn	Kreder
June 5, 2010	WASHINGTON STATE+	McCann	Kreder	Bigham	Wilkins	Carver	Sample	Eibner	Kuhn	Cox
June 6, 2010	WASHINGTON STATE+	McCann	Kreder	Bigham	Wilkins	Carver	Sample	Kuhn	Vinson	Cox
June 7, 2010	WASHINGTON STATE+	McCann	Wilkins	Bigham	Cox	Carver	Kuhn	Eibner	Vinson	Kreder
June 12, 2010	at Arizona State\$	McCann	Kreder	Bigham	Wilkins	Carver	Kuhn	Eibner	Vinson	Cox
June 13, 2010	at Arizona State\$	McCann	Kreder	Bigham	Wilkins	Carver	Kuhn	Eibner	Vinson	Cox

* - Southeastern Conference game • # - Game played in North Little Rock ! - SEC Tournament • + - Fayetteville Regional • \$ - Tempe Super Regional



GAME - BY - GAME HITTING

Date	Opponent	AB	R	H	RBI	2B	3B	HR	BB	IBB	SB	CS	HBP	SAC	SF	GDP	K	PO	A	E	Avg
Feb. 19, 2010	BALL STATE	31	10	13	9	2	0	1	6	0	2	1	3	0	4	0	5	27	10	0	.419
Feb. 20, 2010	BALL STATE	34	2	8	1	2	0	0	6	1	1	0	0	1	0	0	11	27	6	4	.323
Feb. 21, 2010	BALL STATE	33	9	11	9	1	0	1	4	0	2	1	6	0	0	0	4	27	7	1	.327
Feb. 26, 2010	TROY	32	10	10	10	0	0	3	5	0	1	0	3	0	2	0	2	27	11	0	.323
Feb. 27, 2010	TROY	34	10	10	10	0	0	3	7	0	5	0	2	0	0	0	7	27	14	2	.317
Feb. 28, 2010	TROY	29	7	7	7	1	0	0	1	0	1	0	2	0	1	0	0	27	10	1	.306
Mar. 2, 2010	KANSAS	34	15	11	13	3	0	2	14	0	2	0	2	0	1	0	10	27	6	0	.308
Mar. 5, 2010	at California	34	7	9	7	0	0	2	4	0	0	1	2	0	0	1	3	27	11	3	.303
Mar. 6, 2010	at California	36	9	10	9	2	0	3	5	1	2	0	0	0	0	0	3	27	5	3	.300
Mar. 7, 2010	at California	31	0	6	0	0	0	0	4	0	1	1	0	0	0	1	5	24	6	3	.290
Mar. 9, 2010	SOUTH DAKOTA STATE	29	2	4	2	0	0	0	4	0	5	0	3	0	1	0	6	27	9	1	.277
Mar. 10, 2010	SOUTH DAKOTA STATE	40	21	18	20	5	1	2	7	0	1	0	2	3	1	0	2	27	10	1	.295
Mar. 12, 2010	WISCONSIN-MILWAUKEE	35	14	13	13	4	1	1	10	1	1	1	1	1	0	0	4	27	10	1	.301
Mar. 13, 2010	WISCONSIN-MILWAUKEE	31	7	8	6	2	0	2	7	0	1	0	3	0	1	0	4	27	9	0	.298
Mar. 14, 2010	WISCONSIN-MILWAUKEE	33	3	5	2	1	0	1	0	0	1	0	2	0	0	0	1	30	10	1	.288
Mar. 19, 2010	at LSU*	34	6	11	6	1	0	3	1	1	2	1	0	3	0	0	9	27	10	1	.291
Mar. 20, 2010	at LSU*	33	7	9	7	4	0	2	9	0	2	0	0	1	0	1	9	24	5	0	.290
Mar. 21, 2010	at LSU*	33	1	7	1	1	0	1	4	0	1	0	2	0	0	1	9	24	11	2	.285
Mar. 23, 2010	at McNeese State	33	3	7	2	1	0	0	3	0	1	0	1	1	0	0	7	27	5	0	.281
Mar. 24, 2010	at McNeese State	38	7	12	7	4	1	1	4	0	2	0	1	0	0	0	8	27	6	2	.283
Mar. 26, 2010	ALABAMA*	33	9	9	8	2	0	2	6	0	0	1	0	1	0	0	4	27	16	2	.283
Mar. 27, 2010	ALABAMA*	37	4	10	4	1	0	0	3	1	0	0	1	0	0	0	4	27	14	2	.282
Mar. 28, 2010	ALABAMA*	37	10	14	10	0	0	4	5	1	1	0	1	0	0	0	5	27	14	2	.287
Mar. 30, 2010	CENTENARY	40	18	16	16	3	0	1	7	0	0	0	1	0	1	0	6	27	18	2	.292
Mar. 31, 2010	CENTENARY	36	9	12	8	6	1	1	1	0	0	0	2	0	0	0	5	27	14	3	.294
Apr. 2, 2010	KENTUCKY*	36	8	12	8	0	0	0	4	0	0	0	1	0	1	0	8	27	9	2	.296
Apr. 3, 2010	KENTUCKY*	40	10	17	8	2	0	1	0	0	2	0	0	1	0	0	5	27	11	0	.301
Apr. 4, 2010	KENTUCKY*	44	17	19	15	3	0	2	6	0	0	0	5	0	0	0	9	27	6	1	.307
Apr. 7, 2010	SAINT LOUIS	49	32	30	30	8	0	4	7	0	1	0	1	0	1	0	6	21	5	4	.322
Apr. 9, 2010	at Mississippi State*	36	8	12	8	3	1	1	5	0	5	0	0	0	1	2	6	27	16	0	.322
Apr. 10, 2010	at Mississippi State*	40	8	12	8	1	0	1	4	0	0	0	2	0	1	2	6	27	8	2	.321
Apr. 11, 2010	at Mississippi State*	46	13	20	13	2	0	1	2	0	0	0	2	1	1	2	6	27	11	0	.326
Apr. 13, 2010	NEW MEXICO	44	4	15	4	4	0	0	4	1	1	2	3	0	0	0	10	33	13	1	.327
Apr. 14, 2010	NEW MEXICO	34	5	12	5	3	0	0	4	0	2	0	1	1	0	0	3	27	8	0	.327
Apr. 16, 2010	GEORGIA*	39	10	16	8	1	1	2	4	0	4	0	0	0	0	0	6	27	14	0	.330
Apr. 17, 2010	GEORGIA*	38	10	15	9	3	1	2	6	1	1	0	0	0	0	0	3	27	8	1	.332
Apr. 18, 2010	GEORGIA*	35	13	12	9	1	0	1	7	0	5	0	5	0	1	0	2	27	11	1	.332
Apr. 20, 2010	ORAL ROBERTS	38	9	15	8	3	0	4	1	0	1	0	1	0	0	0	6	27	4	2	.334
Apr. 23, 2010	at Florida*	34	8	9	8	2	0	3	3	0	0	1	3	1	0	1	6	27	11	1	.332
Apr. 24, 2010	at Florida*	36	2	9	2	2	0	0	1	0	1	0	0	0	0	1	3	24	9	1	.330
Apr. 25, 2010	at Florida*	31	1	5	1	1	0	1	1	0	0	1	1	0	0	0	11	25	11	1	.327
Apr. 28, 2010	MISSOURI STATE	27	5	6	5	3	0	1	4	0	2	0	1	0	2	0	7	27	10	0	.325
Apr. 30, 2010	AUBURN*	34	9	13	8	1	0	1	3	0	0	0	2	2	0	1	6	27	9	4	.326
May 1, 2010	AUBURN*	40	7	11	6	0	0	1	3	0	0	1	0	0	0	0	6	27	8	1	.325
May 2, 2010	AUBURN*	35	2	8	2	3	0	2	2	0	0	0	0	0	0	0	13	27	8	2	.323
May 7, 2010	at Ole Miss*	41	11	16	11	3	0	3	3	2	1	1	2	1	0	0	10	27	9	2	.324
May 8, 2010	at Ole Miss*	32	2	7	2	0	0	2	2	0	0	0	0	0	0	0	6	24	7	1	.322
May 9, 2010	at Ole Miss*	36	7	11	7	2	0	1	5	0	3	0	2	0	1	0	6	27	10	1	.322
May 11, 2010	vs Louisiana Tech#	38	5	12	5	5	1	0	2	0	1	1	1	0	0	0	5	30	12	1	.322
May 14, 2010	SOUTH CAROLINA*	29	2	3	2	3	0	0	4	0	0	0	1	1	0	0	10	27	4	2	.318
May 15, 2010	SOUTH CAROLINA*	32	0	6	0	1	1	0	2	0	0	0	3	0	0	0	8	27	14	1	.316
May 16, 2010	SOUTH CAROLINA*	33	3	7	3	1	0	2	1	0	0	1	0	1	0	0	7	27	8	0	.314
May 18, 2010	at Oklahoma	33	2	7	2	4	0	0	4	0	1	0	1	0	0	0	11	24	7	0	.312
May 20, 2010	at Vanderbilt*	32	3	8	3	0	0	0	3	0	0	0	0	0	0	0	10	24	10	2	.311
May 21, 2010	at Vanderbilt*	30	4	6	4	2	0	2	1	0	0	1	2	1	0	0	9	27	13	2	.309
May 22, 2010	at Vanderbilt*	34	7	8	6	0	0	1	5	0	1	0	1	0	1	0	12	27	11	0	.308
May 26, 2010	vs Vanderbilt!	32	0	7	0	0	0	0	1	0	1	1	1	0	0	0	8	27	10	0	.307
May 27, 2010	vs Florida!	31	4	5	4	2	1	0	2	0	0	0	1	0	1	0	5	24	15	1	.305
June 4, 2010	GRAMBLING STATE+	39	19	17	19	4	0	9	7	0	2	0	4	0	1	0	7	27	10	1	.307
June 5, 2010	WASHINGTON STATE+	38	6	13	4	3	0	2	2	0	1	0	1	0	0	0	6	27	10	1	.308
June 6, 2010	WASHINGTON STATE+	36	7	10	7	2	0	3	6	0	1	0	1	0	0	1	9	27	12	3	.307
June 7, 2010	WASHINGTON STATE+	35	7	12	7	2	1	1	7	0	0	0	1	2	1	0	7	27	11	3	.308
June 12, 2010	at Arizona State\$	44	6	12	6	2	0	1	3	0	0	2	1	0	0	0	13	34	8	3	.307
June 13, 2010	at Arizona State\$	45	5	12	5	2	0	1	3	0	1	0	2	0	0	2	13	36	11	2	.306
	Totals	2276	481	697	449	130	11	92	261	10	73	19	93	23	25	16	423	1724	629	87	.306

* - Southeastern Conference game • # - Game played in North Little Rock ! - SEC Tournament • + - Fayetteville Regional • \$ - Tempe Super Regional

HAZORBACKS

COACHES

PLAYERS

BAUM STADIUM

2010 SEASON

2011 OPPONENTS

HISTORY

UNIVERSITY

GAME-BY-GAME PITCHING



RAZORBACKS

COACHES

PLAYERS

BAUM STADIUM

2010 SEASON

2011 OPPONENTS

HISTORY

UNIVERSITY

Date	Opponent	IP	H	R	ER	BB	SO	2B	3B	HR	WP	BK	HBP	DP	IBB	Score	W	L	SV	ERA
Feb. 19, 2010	BALL STATE	9.0	9	2	2	2	7	1	0	0	0	0	0	1	0	10-2	1	0	1	2.00
Feb. 20, 2010	BALL STATE	9.0	10	5	2	2	14	0	1	1	0	0	0	1	0	2-5	1	1	1	2.00
Feb. 21, 2010	BALL STATE	9.0	12	3	3	1	14	6	0	0	2	0	0	0	0	9-3	2	1	1	2.33
Feb. 26, 2010	TROY	9.0	6	1	1	3	7	0	0	0	0	0	0	0	0	10-1	3	1	1	2.00
Feb. 27, 2010	TROY	9.0	10	8	6	2	12	2	0	4	1	0	0	0	0	10-8	4	1	2	2.80
Feb. 28, 2010	TROY	9.0	5	6	6	6	9	0	0	1	2	0	0	1	0	7-6	5	1	3	3.33
Mar. 2, 2010	KANSAS	9.0	10	3	3	1	10	1	0	1	0	0	1	1	0	15-3	6	1	3	3.29
Mar. 5, 2010	at California	9.0	7	3	1	1	6	0	0	1	1	0	0	2	0	7-3	7	1	4	3.00
Mar. 6, 2010	at California	9.0	7	5	4	7	9	1	0	2	2	0	0	0	0	9-5	8	1	4	3.11
Mar. 7, 2010	at California	8.0	7	6	4	0	7	0	0	2	0	0	0	0	0	0-6	8	2	4	3.24
Mar. 9, 2010	SOUTH DAKOTA STATE	9.0	9	3	3	0	9	1	0	1	0	0	1	1	0	2-3	8	3	4	3.21
Mar. 10, 2010	SOUTH DAKOTA STATE	9.0	6	2	0	1	9	0	0	0	0	0	0	1	0	21-2	9	3	5	2.94
Mar. 12, 2010	WISCONSIN-MILWAUKEE	9.0	13	6	5	2	9	2	0	1	1	0	1	1	0	14-6	10	3	5	3.10
Mar. 13, 2010	WISCONSIN-MILWAUKEE	9.0	6	0	0	2	14	1	0	0	1	0	0	0	0	7-0	11	3	5	2.88
Mar. 14, 2010	WISCONSIN-MILWAUKEE	10.0	9	2	1	0	8	0	0	1	0	0	0	1	0	3-2	12	3	5	2.73
Mar. 19, 2010	at LSU*	9.0	6	3	3	3	6	1	1	1	0	0	0	0	0	6-3	13	3	5	2.75
Mar. 20, 2010	at LSU*	8.0	8	8	8	10	6	0	0	0	1	0	1	0	0	7-8	13	4	5	3.08
Mar. 21, 2010	at LSU*	8.0	12	5	5	3	8	1	0	2	1	0	2	1	0	1-5	13	5	5	3.21
Mar. 23, 2010	at McNeese State	9.0	10	2	2	1	11	2	0	1	2	0	1	1	0	3-2	14	5	6	3.14
Mar. 24, 2010	at McNeese State	9.0	11	6	5	6	14	3	1	0	0	1	1	0	0	7-6	15	5	7	3.24
Mar. 26, 2010	ALABAMA*	9.0	9	8	5	5	5	2	0	0	4	0	3	2	0	9-8	16	5	8	3.32
Mar. 27, 2010	ALABAMA*	9.0	13	3	2	0	1	3	1	0	0	0	2	3	0	4-3	17	5	8	3.26
Mar. 28, 2010	ALABAMA*	9.0	8	5	3	5	5	0	0	1	0	0	0	2	0	10-5	18	5	8	3.25
Mar. 30, 2010	CENTENARY	9.0	3	2	2	6	5	1	0	0	1	0	0	2	0	18-2	19	5	8	3.20
Mar. 31, 2010	CENTENARY	9.0	3	4	3	5	6	1	0	1	0	0	2	1	0	9-4	20	5	8	3.19
Apr. 2, 2010	KENTUCKY*	9.0	17	12	9	3	9	3	0	4	1	0	0	0	1	8-12	20	6	8	3.41
Apr. 3, 2010	KENTUCKY*	9.0	4	1	1	7	5	1	0	0	0	0	1	2	0	10-1	21	6	8	3.32
Apr. 4, 2010	KENTUCKY*	9.0	14	16	15	3	7	0	0	5	0	0	1	0	0	17-16	22	6	8	3.74
Apr. 7, 2010	SAINT LOUIS	7.0	9	8	5	4	9	1	1	0	0	0	1	1	0	32-8	23	6	8	3.82
Apr. 9, 2010	at Mississippi State*	9.0	6	3	3	2	6	2	0	1	0	0	0	0	0	8-3	24	6	8	3.79
Apr. 10, 2010	at Mississippi State*	9.0	14	5	4	4	12	2	0	2	0	0	1	0	0	8-5	25	6	9	3.80
Apr. 11, 2010	at Mississippi State*	9.0	4	3	3	3	5	2	0	0	0	0	0	0	0	13-3	26	6	9	3.77
Apr. 13, 2010	NEW MEXICO	11.0	9	3	2	2	11	2	0	0	1	0	1	0	0	4-3	27	6	9	3.69
Apr. 14, 2010	NEW MEXICO	9.0	7	4	4	4	7	3	0	0	2	0	0	0	0	5-4	28	6	9	3.70
Apr. 16, 2010	GEORGIA*	9.0	8	2	2	0	7	1	0	0	0	0	2	1	0	10-2	29	6	9	3.65
Apr. 17, 2010	GEORGIA*	9.0	7	2	1	1	5	2	0	0	0	0	1	0	0	10-2	30	6	9	3.58
Apr. 18, 2010	GEORGIA*	9.0	9	5	5	1	10	2	0	1	0	0	1	0	0	13-5	31	6	9	3.62
Apr. 20, 2010	ORAL ROBERTS	9.0	9	5	5	1	15	0	0	3	1	0	0	0	0	9-5	32	6	9	3.65
Apr. 23, 2010	at Florida*	9.0	8	3	3	1	14	1	0	1	1	1	0	1	0	8-3	33	6	9	3.64
Apr. 24, 2010	at Florida*	8.0	12	8	7	1	6	4	0	1	0	0	0	0	0	2-8	33	7	9	3.73
Apr. 25, 2010	at Florida*	8.1	8	2	2	1	9	2	0	1	0	0	0	0	0	1-2	33	8	9	3.70
Apr. 28, 2010	MISSOURI STATE	9.0	9	4	4	4	11	3	0	1	0	0	0	0	0	5-4	34	8	10	3.70
Apr. 30, 2010	AUBURN*	9.0	8	4	2	0	9	0	0	1	0	0	0	2	0	9-4	35	8	10	3.66
May 1, 2010	AUBURN*	9.0	10	8	8	0	4	2	0	4	0	0	1	1	0	7-8	35	9	10	3.76
May 2, 2010	AUBURN*	9.0	16	13	13	3	9	1	0	3	1	0	0	0	0	2-13	35	10	10	3.97
May 7, 2010	at Ole Miss*	9.0	8	4	4	2	11	3	0	2	1	0	0	0	0	11-4	36	10	11	3.97
May 8, 2010	at Ole Miss*	8.0	8	3	3	3	8	2	0	1	2	1	1	1	0	2-3	36	11	11	3.96
May 9, 2010	at Ole Miss*	9.0	2	0	0	3	12	0	0	0	0	0	1	1	0	7-0	37	11	11	3.88
May 11, 2010	vs Louisiana Tech#	10.0	9	4	3	2	12	1	1	0	0	0	0	1	0	5-4	38	11	11	3.85
May 14, 2010	SOUTH CAROLINA*	9.0	6	3	3	3	10	1	0	0	0	0	2	0	0	2-3	38	12	11	3.83
May 15, 2010	SOUTH CAROLINA*	9.0	6	5	4	2	7	1	0	1	1	0	0	0	0	0-5	38	13	11	3.83
May 16, 2010	SOUTH CAROLINA*	9.0	8	5	5	2	9	2	1	3	0	0	0	2	0	3-5	38	14	11	3.86
May 18, 2010	at Oklahoma	8.0	9	5	5	4	12	0	0	1	1	0	3	1	0	2-5	38	15	11	3.89
May 20, 2010	at Vanderbilt*	8.0	11	4	4	1	7	2	0	1	0	0	1	3	0	3-4	38	16	11	3.90
May 21, 2010	at Vanderbilt*	9.0	6	3	2	1	7	1	0	2	0	0	1	2	0	4-3	39	16	12	3.86
May 22, 2010	at Vanderbilt*	9.0	9	5	5	5	6	1	0	2	0	0	2	2	0	7-5	40	16	12	3.88
May 26, 2010	vs Vanderbilt!	9.0	7	2	2	7	7	1	0	1	3	0	2	0	0	0-2	40	17	12	3.85
May 27, 2010	vs Florida!	8.0	7	5	4	4	7	0	0	0	1	0	0	0	0	4-5	40	18	12	3.86
June 4, 2010	GRAMBLING STATE+	9.0	13	7	7	3	6	4	0	0	1	0	3	1	0	19-7	41	18	12	3.91
June 5, 2010	WASHINGTON STATE+	9.0	7	4	4	5	8	1	0	2	0	0	0	0	0	6-4	42	18	13	3.92
June 6, 2010	WASHINGTON STATE+	9.0	13	10	7	2	10	2	0	0	0	1	2	1	0	7-10	42	19	13	3.97
June 7, 2010	WASHINGTON STATE+	9.0	6	2	1	2	9	1	0	1	0	0	0	2	0	7-2	43	19	13	3.92
June 12, 2010	at Arizona State\$	11.1	12	7	5	13	11	1	0	1	1	0	1	1	1	6-7	43	20	13	3.92
June 13, 2010	at Arizona State\$	12.0	14	7	6	6	11	2	0	4	2	0	1	1	1	5-7	43	21	13	3.93
	Totals	574.2	558	297	251	189	551	89	7	71	39	4	45	49	3	481-297	43	21	13	3.93

* - Southeastern Conference game • # - Game played in North Little Rock ! - SEC Tournament • + - Fayetteville Regional • \$ - Tempe Super Regional



TEAM SUPERLATIVES

Batting:

At bats:	49, vs. Saint Louis (April 7, 2010)
Runs scored:	32, vs. Saint Louis (April 7, 2010)
Hits:	30, vs. Saint Louis (April 7, 2010)
RBI's:	30, vs. Saint Louis (April 7, 2010)
Doubles:	8, vs. Saint Louis (April 7, 2010)
Triples:	1, 11 times
Home runs:	9, vs. Grambling State (June 4, 2010)
Total bases:	50, vs. Saint Louis (April 7, 2010)
Walks:	14, vs. Kansas (March 2, 2010)
Strikeouts:	13, vs. Auburn (May 2, 2010)
	13, at Arizona State (June 12, 2010)
	13, at Arizona State (June 13, 2010)
Sac hits:	3, vs. South Dakota State (March 10, 2010)
	3, at LSU (March 19, 2010)
Sac flies:	4, vs. Ball State (February 19, 2010)
Stolen bases:	5, four times
Hit by pitch:	6, vs. Ball State (February 21, 2010)
Caught stealing:	2, vs. New Mexico (April 13, 2010)
	2, at Arizona State (June 12, 2010)
Runners LOB:	16, vs. New Mexico (April 13, 2010)
Hit into DP:	3, at Vanderbilt (May 20, 2010)

Fielding:

Putouts:	36, vs. Arizona State (June 13, 2010)
Assists:	18, vs. Centenary (March 30, 2010)
Errors:	4, vs. Ball State (February 20, 2010)
	4, vs. Saint Louis (April 7, 2010)
	4, vs. Auburn (April 30, 2010)
Passed balls:	1, vs. Wisconsin-Milwaukee (March 12, 2010)
	1, at Florida (April 23, 2010)
	1, at Vanderbilt (May 20, 2010)
DPs turned:	3, vs. Alabama (March 27, 2010)
	3, at Vanderbilt (May 20, 2010)

Pitching:

Innings pitched:	12.0, vs. Arizona State (June 13, 2010)
Runs allowed:	16, vs. Kentucky (April 4, 2010)
Earned Runs:	15, vs. Kentucky (April 4, 2010)
Walks allowed:	13, at Arizona State (June 12, 2010)
Strikeouts:	15, vs. Oral Roberts (April 20, 2010)
Hits allowed:	17, vs. Kentucky (April 2, 2010)
Doubles allowed:	6, vs. Ball State (February 21, 2010)
Triples allowed:	1, seven times
Homers allowed:	5, vs. Kentucky (April 4, 2010)
Wild pitches:	4, vs. Alabama (March 26, 2010)
Hit batters:	3, vs. Alabama (March 26, 2010)
	3, at Oklahoma (May 18, 2010)
	3, vs. Grambling State (June 4, 2010)



Arkansas hit a school-record nine home runs against Grambling State, including two from Andy Wilkins (above).

INDIVIDUAL SUPERLATIVES

Batting:

At bats:	7, Bo Bigham vs. Saint Louis (April 7, 2010)
Runs scored:	5, Brett Eibner vs. Grambling State (June 4, 2010)
Hits:	4, six times
RBI's:	7, Brett Eibner vs. Grambling State (June 4, 2010)
Doubles:	2, nine times
Triples:	1, 11 times
Home runs:	3, Brett Eibner vs. Grambling State (June 4, 2010)
Total bases:	14, Brett Eibner vs. Grambling State (June 4, 2010)
Walks:	3, six times
Strikeouts:	5, Brett Eibner vs. New Mexico (April 13, 2010)
Sac hits:	1, 23 times
Sac flies:	2, Brett Eibner vs. Missouri State (April 28, 2010)
Stolen bases:	3, Collin Kuhn vs. South Dakota State (March 9, 2010)
	3, Bo Bigham at Mississippi State (April 9, 2010)
Hit by pitch:	3, Collin Kuhn vs. Georgia (April 18, 2010)
Caught stealing:	2, Travis Sample vs. New Mexico (April 13, 2010)
Runners LOB:	6, Monk Kreder vs. Alabama (March 28, 2010)

Fielding:

Putouts:	15, James McCann vs. Ball State (February 21, 2010)
	15, Monk Kreder vs. Oral Roberts (April 20, 2010)
Assists:	7, Bo Bigham vs. Centenary (March 30, 2010)
Errors:	2, 11 times
Passed balls:	1, James McCann vs. Wisconsin-Milwaukee (March 12, 2010)
	1, James McCann at Florida (April 23, 2010)
	1, James McCann at Vanderbilt (May 20, 2010)

Pitching:

Innings pitched:	9.0, Drew Smyly vs. Georgia (April 16, 2010)
	9.0, Drew Smyly vs. Auburn (April 30, 2010)
Runs allowed:	9, Brett Eibner vs. Kentucky (April 4, 2010)
Earned Runs:	8, Brett Eibner vs. Kentucky (April 4, 2010)
Walks allowed:	7, Drew Smyly vs. Kentucky (April 3, 2010)
Strikeouts:	11, Drew Smyly vs. Wisconsin-Milwaukee (March 13, 2010)
	11, Mike Bolsinger at Ole Miss (May 9, 2010)
	11, Brett Eibner vs. Alabama (March 27, 2010)
Hits allowed:	3, five times
Doubles allowed:	1, seven times
Triples allowed:	4, Brett Eibner vs. Kentucky (April 4, 2010)
Homers allowed:	2, five times
Wild pitches:	2, nine times
Hit batters:	



Mike Bolsinger (above) and Drew Smyly tied for the single-game high for strikeouts during the 2010 season with 11 strikeouts in a game.



SERIES STATS

Batting	W-L	Avg.	R	H	2B	3B	HR	RBI	BB	SO
Ball State	2-1	.327	21	32	5	0	2	19	16	20
Troy	3-0	.284	27	27	1	0	6	27	13	9
Kansas	1-0	.324	15	11	3	0	2	13	14	10
California	2-1	.248	16	25	2	0	5	16	13	11
South Dakota State	1-1	.319	23	22	5	1	2	22	11	8
Wisconsin-Milwaukee	3-0	.263	24	26	7	1	4	21	17	9
LSU	1-2	.270	14	27	6	0	6	14	14	27
McNeese State	2-0	.268	10	19	5	1	1	9	7	15
Alabama	3-0	.308	23	33	3	0	6	22	14	13
Centenary	2-0	.368	27	28	9	1	2	24	8	11
Kentucky	2-1	.400	35	48	5	0	3	31	10	22
Saint Louis	1-0	.612	32	30	8	0	4	30	7	6
Mississippi State	3-0	.361	29	44	6	1	3	29	11	18
New Mexico	2-0	.346	9	27	7	0	0	9	8	13
Georgia	3-0	.384	33	43	5	2	5	26	17	11
Oral Roberts	1-0	.395	9	15	3	0	4	8	1	6
Florida	1-2	.228	11	23	5	0	4	11	5	20
Missouri State	1-0	.222	5	6	3	0	1	5	4	7
Auburn	1-2	.294	18	32	4	0	4	16	8	25
Ole Miss	2-1	.312	20	34	5	0	6	20	10	22
Louisiana Tech	1-0	.316	5	12	5	1	0	5	2	5
South Carolina	0-3	.170	5	16	5	1	2	5	7	25
Oklahoma	0-1	.212	2	7	4	0	0	2	4	11
Vanderbilt	2-1	.229	14	22	2	0	3	13	9	31
SEC Tournament	0-2	.190	4	12	2	1	0	4	3	13
NCAA Regional	3-1	.351	39	52	11	1	15	37	22	29
NCAA Super Regional	0-2	.270	11	24	4	0	2	11	6	26

Pitching	W-L	ERA	H	R	ER	BB	SO	SV	Score
Ball State	2-1	2.33	31	10	7	5	35	1	21-10
Troy	3-0	4.33	21	15	13	11	28	2	27-15
Kansas	1-0	3.00	10	3	3	1	10	0	15-3
California	2-1	3.12	21	14	9	8	22	1	16-14
South Dakota State	1-1	1.50	15	5	3	1	18	1	23-5
Wisconsin-Milwaukee	3-0	1.93	28	8	6	4	31	0	24-8
LSU	1-2	5.76	26	16	16	16	20	0	14-16
McNeese State	2-0	3.50	21	8	7	7	25	2	10-8
Alabama	3-0	3.33	30	16	10	10	11	1	23-16
Centenary	2-0	2.50	6	6	5	11	11	0	27-6
Kentucky	2-1	8.33	35	29	25	13	21	0	35-29
Saint Louis	1-0	6.43	9	8	5	4	9	0	32-8
Mississippi State	3-0	3.33	24	11	10	9	23	1	29-11
New Mexico	2-0	2.70	16	7	6	6	18	0	9-7
Georgia	3-0	2.67	24	9	8	2	22	0	33-9
Oral Roberts	1-0	5.00	9	5	5	1	15	0	9-5
Florida	1-2	4.26	28	13	12	3	29	0	11-13
Missouri State	1-0	4.00	9	4	4	4	11	1	5-4
Auburn	1-2	7.67	34	25	23	3	22	0	18-25
Ole Miss	2-1	2.42	18	7	7	8	31	1	20-7
Louisiana Tech	1-0	2.70	9	4	3	2	12	0	5-4
South Carolina	0-3	4.00	20	13	12	7	26	0	5-13
Oklahoma	0-1	5.62	9	5	5	4	12	0	2-5
Vanderbilt	2-1	3.81	26	12	11	7	20	1	14-12
SEC Tournament	0-2	3.18	14	7	6	11	14	0	4-7
NCAA Regional	3-1	4.75	39	23	19	12	33	1	39-23
NCAA Super Regional	0-2	4.24	26	14	11	19	22	0	11-14

MISCELLANEOUS BATTING

Multiple Hit Games	2	3	4	5+	Tot
7 Zack Cox	23	12	--	--	35
25 Collin Kuhn	21	5	2	--	28
24 Brett Eibner	17	4	1	--	22
18 Tim Carver	16	4	--	--	20
17 Andy Wilkins	17	3	--	--	20
12 Bo Bigham	7	8	3	--	18
27 James McCann	13	5	--	--	18
9 Monk Kreder	11	3	--	--	14
16 Travis Sample	7	4	--	--	11
5 Matt Reynolds	3	--	--	--	3
28 Kyle Robinson	2	--	--	--	2
14 Jarrod McKinney	2	--	--	--	2
19 Tom Hauskey	2	--	--	--	2
1 Matt Vinson	1	1	--	--	2
21 Kyle Atkins	1	--	--	--	1
8 Derrick Bleeker	--	1	--	--	1
Total	143	50	6	0	199

Multiple RBI Games	2	3	4	5+	Tot
17 Andy Wilkins	10	5	5	--	20
24 Brett Eibner	3	9	3	2	17
25 Collin Kuhn	9	3	2	--	14
9 Monk Kreder	7	5	1	--	13
7 Zack Cox	9	1	1	1	12
18 Tim Carver	9	--	2	--	11
12 Bo Bigham	6	1	2	--	9
27 James McCann	2	3	2	--	7
16 Travis Sample	2	1	1	--	4
1 Matt Vinson	1	1	1	--	3
19 Tom Hauskey	2	--	--	--	2
14 Jarrod McKinney	--	--	1	--	1
8 Derrick Bleeker	1	--	--	--	1
28 Kyle Robinson	--	1	--	--	1
21 Kyle Atkins	1	--	--	--	1
5 Matt Reynolds	1	--	--	--	1
Total	63	30	21	3	117

Hitting Streaks	Longest	Current
7 Zack Cox	24	10
9 Monk Kreder	20	1
25 Collin Kuhn	11	--
16 Travis Sample	11	--
18 Tim Carver	11	1
17 Andy Wilkins	9	2
24 Brett Eibner	8	3
14 Jarrod McKinney	7	1
12 Bo Bigham	6	6
27 James McCann	6	6
1 Matt Vinson	4	--
19 Tom Hauskey	4	--
28 Kyle Robinson	3	3
5 Matt Reynolds	3	1
21 Kyle Atkins	1	--
8 Derrick Bleeker	1	1
20 Zac Russell	1	1

BULLPEN STATS

Pitcher	Inh. Runners	Scored	Pct.
DJ Baxendale	19	4	21.1
Mike Bolsinger	3	1	33.3
Geoffrey Davenport	29	11	37.9
Brett Eibner	3	0	0.0
TJ Forrest	5	2	40.0
Jason Fuqual	6	2	33.3
Zack Hall	3	3	100.0
Jeremy Heatley	9	1	11.1
Christian Kowalchuk	6	4	66.7
Sam Murphy	3	0	0.0
Jordan Pratt	24	9	37.5
Drew Smyly	3	0	0.0

**Bo Bigham**

- College Baseball 360 Primetime Performer Weekly Honor Roll

Mike Bolsinger

- MLB Draft - 15th Round, Arizona
- NCBWA Stopper of the Year Watch List
- SEC Pitcher of the Week (Week 12)
- College Baseball Insider Southeast Regional Pitcher of the Week
- College Baseball 360 Primetime Performer Weekly Honor Roll

Tim Carver

- Brooks Wallace Shortstop of the Year Watch List

Zack Cox

- MLB Draft - 1st Round, St. Louis
- Baseball America First Team Preseason All-American
- ABCA/Rawlings Second Team All-American
- Yahoo! Sports All-American
- Ping!Baseball Second Team All-American
- Pro Line/NCBWA Second Team All-American
- *Capital One* Third Team Academic All-American
- Golden Spikes Award Semifinalist
- Dick Howser Trophy Semifinalist
- First Team All-SEC
- ABCA/Rawlings First Team All-South Region
- SEC Spring Academic Honor Roll
- SEC Player of the Week (Week 6)
- College Baseball 360 Primetime Performer of the Week



Zack Cox earned All-American honors from four different organizations following the 2010 season.

Geoffrey Davenport

- SEC Spring Academic Honor Roll

Brett Eibner

- MLB Draft - 2nd Round, Kansas City
- Baseball America Second Team Preseason All-American
- Ping!Baseball Second Team All-American
- ABCA/Rawlings Third Team All-American
- John Olerud Two-Way Player of the Year Award Semifinalist
- Golden Spikes Award Watch List
- Second Team All-SEC
- ABCA/Rawlings First Team All-South Region
- NCAA Fayetteville Regional All-Tournament Team
- College Baseball 360 Primetime Performer Weekly Honor Roll

TJ Forrest

- NCAA Fayetteville Regional All-Tournament Team

Tom Hauskey

- H. Boyd McWhorter Scholar-Athlete Post-Graduate Scholarship Nominee

Jeremy Heatley

- MLB Draft - 22nd Round, Florida

Collin Kuhn

- MLB Draft - 15th Round, Detroit
- NCAA Fayetteville Regional Most Outstanding Player
- College Baseball 360 Primetime Performer of the Week

Scott Limbocker

- SEC Spring Academic Honor Roll

James McCann

- Johnny Bench Award Watch List
- *Capital One* Second Team Academic All-District
- SEC Baseball Community Service Team
- SEC Spring Academic Honor Roll
- NCAA Fayetteville Regional All-Tournament Team

Garrett Methvin

- SEC Spring Academic Honor Roll

Sam Murphy

- SEC Spring Academic Honor Roll

Jordan Pratt

- MLB Draft - 16th Round, Detroit
- SEC Spring Academic Honor Roll

Drew Smyly

- MLB Draft - 2nd Round, Detroit
- College Baseball Foundation Pitcher of the Year Watch List
- Second Team All-SEC
- ABCA/Rawlings Second Team All-South Region
- NCAA Fayetteville Regional All-Tournament Team
- SEC Pitcher of the Week (Week 7)

Matt Vinson

- SEC Freshman of the Week (Week 4)

Andy Wilkins

- MLB Draft - 5th Round, Chicago (AL)
- *Baseball America* Second Team Preseason All-American
- *Collegiate Baseball* Louisville Slugger Preseason All-American
- NCAA Fayetteville Regional All-Tournament Team
- *SEBaseball.com* Preseason All-SEC



Andy Wilkins was drafted in the fifth round of the 2010 Major League Baseball Draft by the Chicago White Sox.



DJ Baxendale (left) and Matt Vinson (below) were teammates for the Yarmouth-Dennis Red Sox of the Cape Cod Baseball League during the summer of 2010. Baxendale was named the Yarmouth-Dennis Pitcher of the Year after finishing the summer with nine saves, while Vinson hit .239 with a home run and 11 RBI.



During the summer of 2010, 12 current Razorbacks continued their playing days in various locations around the nation. Arkansas was represented in the Alaska Collegiate League, Cape Cod League, the Northwoods League and the Texas Collegiate League.

Alaska League

Geoffrey Davenport - Mat-Su Miners
Sam Murphy - Mat-Su Miners

Cape Cod League

DJ Baxendale - Yarmouth-Dennis Red Sox
James McCann - Cotuit Kettleers
Matt Vinson - Yarmouth-Dennis Red Sox

Northwoods League


Collin Kuhn - Green Bay Bullfrogs
Jacob Morris - Eau Claire Express
Matt Reynolds - St. Cloud River Bats

Texas Collegiate League

Zack Hall - North Texas Copperheads
Ben Hays - North Texas Copperheads
Garrett Methvin - East Texas Pump Jacks
Zac Russell - North Texas Copperheads



James McCann (above) spent the summer of 2010 with the Cotuit Kettleers of the Cape Cod Baseball League. McCann hit .273 with two home runs and five RBI to help the Kettleers to the Cape Cod Baseball League championship. Collin Kuhn (below) played his summer ball with the Green Bay Bullfrogs of the Northwoods League. Kuhn hit .247 with a homer and 11 RBI in 25 games played.





DEPARTED PLAYER CAREER STATS



Derrick Bleeker, INF

Year	GP/GS	Avg.	AB	R	H	2B	3B	HR	RBI	Slug%	BB	SO	OBP	SB-A
2010	12/2	.267	15	6	4	0	0	1	3	.467	3	5	.450	1-1
Totals	12/2	.267	15	6	4	0	0	1	3	.467	3	5	.450	1-1



Mike Bolsinger, RHP

Year	GP/GS	W-L	ERA	SV	IP	H	R	ER	BB	SO	2B	3B	HR	B/Avg.
2008	15/1	4-1	3.73	0	31.1	33	18	13	12	39	3	0	3	.268
2009	30/1	6-4	2.99	2	69.1	53	28	23	28	79	7	0	7	.205
2010	23/13	6-5	4.81	0	86.0	85	58	46	27	79	10	1	7	.252
Totals	68/15	16-10	3.95	2	186.2	171	104	82	67	197	20	1	17	.238



Zack Cox, INF/RHP

Year	GP/GS	Avg.	AB	R	H	2B	3B	HR	RBI	Slug%	BB	SO	OBP	SB-A
2009	57/49	.266	199	41	53	15	2	13	39	.558	20	65	.345	1-3
2010	59/59	.429	238	67	102	14	1	9	48	.609	34	37	.505	11-12
Totals	116/108	.355	437	108	155	29	3	22	87	.586	54	102	.434	12-15

Year	GP/GS	W-L	ERA	SV	IP	H	R	ER	BB	SO	2B	3B	HR	B/Avg.
2009	14/0	5-1	4.82	1	18.2	24	17	10	3	15	3	1	2	.296
Totals	14/0	5-1	4.82	1	18.2	24	17	10	3	15	3	1	2	.296



Brett Eibner, OF/RHP

Year	GP/GS	Avg.	AB	R	H	2B	3B	HR	RBI	Slug%	BB	SO	OBP	SB-A
2008	53/51	.298	191	36	57	10	2	8	48	.497	28	46	.405	3-6
2009	45/42	.231	147	34	34	3	1	12	34	.510	31	60	.375	3-8
2010	60/58	.333	216	66	72	17	0	22	71	.718	39	55	.446	3-3
Totals	158/151	.294	554	136	163	30	3	42	153	.587	98	161	.413	9-17

Year	GP/GS	W-L	ERA	SV	IP	H	R	ER	BB	SO	2B	3B	HR	B/Avg.
2008	11/3	3-1	4.50	0	24.0	25	14	12	14	24	2	0	3	.269
2009	17/17	5-5	5.00	0	72.0	65	41	40	35	67	15	1	9	.246
2010	15/11	3-5	4.34	1	58.0	65	34	28	11	56	11	1	10	.273
Totals	43/31	11-11	4.68	1	154.0	155	89	80	60	147	28	2	22	.261

TJ Forrest, RHP

Year	GP/GS	W-L	ERA	SV	IP	H	R	ER	BB	SO	2B	3B	HR	B/Avg.
2009	17/11	2-6	5.99	0	67.2	70	54	45	27	48	9	3	10	.268
2010	20/5	8-1	3.38	1	53.1	57	23	20	11	41	13	1	5	.270
Totals	37/16	10-7	4.83	1	121.0	127	77	65	38	89	22	4	15	.269



Jason Fuqua, LHP

Year	GP/GS	W-L	ERA	SV	IP	H	R	ER	BB	SO	2B	3B	HR	B/Avg.
2010	10/0	0-0	4.50	0	12.0	16	6	6	4	10	3	0	4	.333
Totals	10/0	0-0	4.50	0	12.0	16	6	6	4	10	3	0	4	.333



Tom Hauskey, C

Year	GP/GS	Avg.	AB	R	H	2B	3B	HR	RBI	Slug%	BB	SO	OBP	SB-A
2007	7/0	.400	5	1	2	0	0	0	1	.400	2	1	.571	0-0
2008	15/0	.238	21	4	5	0	0	0	5	.238	2	9	.333	0-0
2009	18/5	.308	26	3	8	2	0	0	3	.385	2	8	.357	0-0
2010	15/5	.357	28	5	10	3	0	1	8	.571	2	9	.419	0-0
Totals	55/10	.313	80	13	25	5	0	1	17	.413	8	27	.389	0-0



Jeremy Heatley, RHP

Year	GP/GS	W-L	ERA	SV	IP	H	R	ER	BB	SO	2B	3B	HR	B/Avg.
2009	7/0	0-0	9.31	0	9.2	17	11	10	8	7	4	0	2	.378
2010	23/1	5-0	4.01	2	42.2	37	22	19	16	47	3	0	6	.230
Totals	30/1	5-0	4.99	2	52.1	54	33	29	24	54	7	0	8	.262



Christian Kowalchuk, LHP

Year	GP/GS	W-L	ERA	SV	IP	H	R	ER	BB	SO	2B	3B	HR	B/Avg.
2009	16/0	0-0	3.57	0	17.2	17	8	7	10	14	4	0	1	.258
2010	13/0	3-0	2.11	0	21.1	19	8	5	3	21	3	1	1	.241
Totals	29/0	3-0	2.77	0	39.0	36	16	12	13	35	7	1	2	.248



HAZORBACKS

COACHES

PLAYERS

BAUM STADIUM

2010 SEASON

2011 OPPONENTS

HISTORY

UNIVERSITY



Monk Kreder, C

Year	GP/GS	Avg.	AB	R	H	2B	3B	HR	RBI	Slug%	BB	SO	OBP	SB-A
2010	58/57	.284	222	28	63	14	0	4	45	.401	24	34	.361	1-2
Totals	58/57	.284	222	28	63	14	0	4	45	.401	24	34	.361	1-2



Scott Limbocker, LHP

Year	GP/GS	W-L	ERA	SV	IP	H	R	ER	BB	SO	2B	3B	HR	B/Avg.
2007	3/1	0-0	6.75	0	5.1	6	4	4	5	4	1	1	0	.286
2009	8/0	0-0	9.00	0	7.0	9	7	7	9	5	2	0	0	.333
Totals	11/1	0-0	8.03	0	12.1	15	11	11	14	9	3	1	0	.313



Garrett Methvin, LHP

Year	GP/GS	W-L	ERA	SV	IP	H	R	ER	BB	SO	2B	3B	HR	B/Avg.
2010	2/1	0-0	37.80	0	1.2	5	8	7	4	2	0	0	1	.455
Totals	2/1	0-0	37.80	0	1.2	5	8	7	4	2	0	0	1	.455



Sam Murphy, RHP

Year	GP/GS	W-L	ERA	SV	IP	H	R	ER	BB	SO	2B	3B	HR	B/Avg.
2008	11/7	3-2	4.81	0	39.1	42	23	21	16	21	9	0	2	.286
2009	21/1	3-1	6.15	0	41.0	47	34	28	20	40	8	0	9	.297
2010	7/3	1-2	6.87	0	18.1	19	14	14	13	14	3	0	0	.279
Totals	39/11	7-5	5.75	0	98.2	108	71	63	49	75	20	0	11	.290



Jordan Pratt, RHP

Year	GP/GS	W-L	ERA	SV	IP	H	R	ER	BB	SO	2B	3B	HR	B/Avg.
2010	24/0	3-1	3.76	2	40.2	37	18	17	18	50	7	1	5	.240
Totals	24/0	3-1	3.76	2	40.2	37	18	17	18	50	7	1	5	.240



Zac Russell, C

Year	GP/GS	Avg.	AB	R	H	2B	3B	HR	RBI	Slug%	BB	SO	OBP	SB-A
2010	1/0	.500	2	1	1	0	0	0	0	.500	0	1	.500	0-0
Totals	1/0	.500	2	1	1	0	0	0	0	.500	0	1	.500	0-0



Travis Sample, OF

Year	GP/GS	Avg.	AB	R	H	2B	3B	HR	RBI	Slug%	BB	SO	OBP	SB-A
2009	30/24	.263	76	11	20	7	0	2	16	.434	14	24	.385	1-1
2010	42/38	.321	137	18	44	8	1	3	21	.460	11	22	.377	1-4
Totals	72/62	.300	213	29	64	15	1	5	37	.451	25	46	.380	2-5



Drew Smyly, LHP

Year	GP/GS	W-L	ERA	SV	IP	H	R	ER	BB	SO	2B	3B	HR	B/Avg.
2009	16/14	3-1	4.66	0	58.0	57	37	30	25	60	9	1	6	.261
2010	18/14	9-1	2.80	0	103.0	85	38	32	36	114	19	0	11	.224
Totals	34/28	12-2	3.47	0	161.0	142	75	62	61	174	28	1	17	.237



Andy Wilkins, INF

Year	GP/GS	Avg.	AB	R	H	2B	3B	HR	RBI	Slug%	BB	SO	OBP	SB-A
2008	35/34	.331	136	29	45	11	0	8	38	.588	20	29	.411	1-1
2009	65/65	.319	235	53	75	18	0	19	58	.638	48	51	.442	8-9
2010	63/62	.281	235	49	66	14	1	15	69	.540	44	44	.397	4-5
Totals	163/161	.307	606	131	186	43	1	42	165	.589	112	124	.418	13-15



2010 SEC FINAL STANDINGS

Eastern Division

School	SEC	Pct.	GB	All	Pct.	Home	Away	Neu.	vs. Div
#Florida	22-8	.733	--	47-17	.734	33-3	12-8	2-6	11-4
^South Carolina	21-9	.700	1.0	54-16	.771	30-6	17-7	7-3	10-5
Vanderbilt	16-12	.571	5.0	46-20	.697	27-6	15-12	4-2	7-6
Kentucky	13-17	.433	9.0	31-25	.554	20-10	8-15	3-0	5-10
Tennessee	12-18	.400	10.0	30-26	.536	20-15	10-11	0-0	8-7
Georgia	5-23	.179	16.0	16-37	.302	12-17	3-17	1-3	2-11

^ - NCAA National Champions; # - SEC Regular Season and Eastern Division Champions

Western Division

School	SEC	Pct.	GB	All	Pct.	Home	Away	Neu.	vs. Div
%Auburn	20-10	.667	--	43-21	.672	30-9	11-10	2-2	11-4
Arkansas	18-12	.600	2.0	43-21	.672	29-9	13-10	1-2	10-5
Ole Miss	16-14	.533	4.0	39-24	.619	22-12	12-9	5-3	8-7
Alabama	15-15	.500	5.0	42-25	.627	23-7	13-16	6-2	7-8
&LSU	14-16	.467	6.0	41-22	.651	30-8	4-13	7-1	8-7
Mississippi State	6-24	.200	14.0	23-33	.411	19-14	4-14	0-5	1-14

% - SEC Western Division Champions; & - SEC Tournament Champions

2010 SEC TOURNEY RESULTS

Wednesday, May 26

Game 1 - #7 Alabama 7, #2 Auburn 1
 Game 2 - #6 Ole Miss 3, #3 South Carolina 0
 Game 3 - #8 LSU 10, #1 Florida 6
Game 4 - #5 Vanderbilt 2, #4 Arkansas 0

Thursday, May 27

Game 5 - Auburn 3, South Carolina 1 (12 Innings)
Game 6 - Florida 5, Arkansas 4
 Game 7 - Alabama 6, Ole Miss 3
 Game 8 - LSU 7, Vanderbilt 5

Friday, May 28

Game 9 - Ole Miss 10, Auburn 7 (10 Innings)
 Game 10 - Florida 5, Vanderbilt 2

Saturday, May 29

Game 11 - LSU 8, Ole Miss 0
 Game 12 - Alabama 5, Florida 2

Sunday, May 30

Game 12 - LSU 4, Alabama 3 (11 Innings)

2010 SEC HONORS

SEC Player of the Year

Hunter Morris, Auburn

SEC Pitcher of the Year

Drew Pomeranz, Ole Miss

SEC Freshman of the Year

Austin Maddox, Florida

SEC Scholar-Athlete of the Year

Cory Luckie, Auburn

SEC Coach of the Year

Kevin O'Sullivan, Florida

All-SEC First Team

1B	Hunter Morris, Auburn
2B	Anthony Gomez, Vanderbilt
3B	Zack Cox, Arkansas
SS	Josh Rutledge, Alabama
C	Micah Gibbs, LSU
OF	Taylor Dugas, Alabama
OF	Trent Mummey, Auburn
OF	Brian Fletcher, Auburn
DH	Kevin Patterson, Auburn
P	Blake Cooper, South Carolina
P	Drew Pomeranz, Ole Miss
RP	Kevin Chapman, Florida

All-SEC Second Team

1B	Preston Tucker, Florida
2B	Chris Bisson, Kentucky
3B	Austin Maddox, Florida
SS	Austin Nola, LSU
SS	Nolan Fontana, Florida
C	Ryan Jenkins, Auburn
OF	Matt den Dekker, Florida
OF	Brett Eibner, Arkansas
OF	Jackie Bradley Jr., South Carolina
DH	Matt Gaudet, LSU
P	Drew Smyly, Arkansas
P	Grant Dayton, Auburn
P	Sonny Gray, Vanderbilt
RP	Matt Price, South Carolina
RP	Brett Huber, Ole Miss

All Freshman Team

1B	Christian Walker, South Carolina
2B	Anthony Gomez, Vanderbilt
3B	Austin Maddox, Florida
SS	Nolan Fontana, Florida
C	Mike Zunino, Florida
OF	Andrew Miller, Alabama
OF	Evan Marzilli, South Carolina
OF	Chris Fritts, Tennessee
OF	Connor Harrell, Vanderbilt
DH	Brian Johnson, Florida
P	Hudson Randall, Florida
P	Brian Johnson, Florida
P	Chris Stratton, Mississippi State
RP	Brett Huber, Ole Miss
RP	Matt Price, South Carolina

All Defensive Team

P	Sonny Gray, Vanderbilt
1B	Preston Tucker, Florida
2B	Scott Wingo, South Carolina
SS	Nolan Fontana, Florida
3B	Jake Smith, Alabama
C	Micah Gibbs, LSU
OF	Matt den Dekker, Florida
OF	Trent Mummey, Auburn
OF	Jackie Bradley Jr., South Carolina

SEC Player of the Week

Week 1	P.J. Polk, Tennessee
Week 2	Brian Fletcher, Auburn
Week 3	Connor Powers, Mississippi State
Week 4	Ross Wilson, Alabama
Week 5	Hunter Morris, Auburn
Week 6	Zack Cox, Arkansas
Week 7	P.J. Polk, Tennessee
Week 8	Justin Fradejas, Auburn
Week 9	Connor Powers, Mississippi State
Week 10	Hunter Morris, Auburn
Week 11	Trent Mummey, Auburn
Week 12	Joe Loftus, Vanderbilt
Week 13	Marcus Nidiffer, Kentucky
Week 14	Jake Smith, Alabama

SEC Pitcher of the Week

Week 1	Sonny Gray, Vanderbilt
Week 2	Drew Pomeranz, Ole Miss
Week 3	Logan Darnell, Kentucky
Week 4	Bryan Morgado, Tennessee
Week 5	Drew Pomeranz, Ole Miss
Week 6	Sonny Gray, Vanderbilt
Week 7	Drew Smyly, Arkansas
Week 8	Jay Brown, South Carolina
Week 9	Blake Cooper, South Carolina
Week 10	Sam Dyson, South Carolina
Week 11	Brett Huber, Ole Miss
Week 12	Mike Bolsinger, Arkansas
Week 13	Sam Dyson, South Carolina
Week 14	Kevin Chapman, Florida

SEC Freshman of the Week

Week 1	Taylor Rogers, Kentucky
Week 2	Hudson Randall, Florida
Week 3	Nolan Fontana, Florida
Week 4	Matt Vinson, Arkansas
Week 5	Tyler Webb, South Carolina
Week 6	Alex Yarbrough, Ole Miss
Week 7	Brian Johnson, Florida
Week 8	Hudson Randall, Florida
Week 9	Austin Maddox, Florida
Week 10	Alex Yarbrough, Ole Miss
Week 11	Brian Johnson, Florida
Week 12	Jordan Cooper, Kentucky
Week 13	Nolan Fontana, Florida
Week 14	Kyle Farmer, Georgia
	Chris Stratton, Mississippi State





RAZORBACKS

COACHES

PLAYERS

BAUM STADIUM

2010 SEASON

2011 OPPONENTS

HISTORY

UNIVERSITY

Hitting																									
Team	Avg.	G	AB	R	H	2B	3B	HR	RBI	TB	SLG%	BB	HBP	SO	GDP	OB%	SF	SH	SB-ATT	PO	A	E	FLD%		
Auburn	.348	64	2344	584	816	148	14	131	549	1385	.591	261	73	465	44	.423	38	58	61-94	1717	615	93	.962		
LSU	.319	63	2264	497	723	124	24	78	453	1129	.499	297	60	408	43	.406	42	20	77-108	1704	622	60	.975		
Vanderbilt	.310	66	2320	481	719	160	7	63	437	1082	.466	300	125	393	77	.413	26	51	80-105	1814	713	66	.975		
Arkansas	.306	64	2276	481	697	130	11	92	450	1125	.494	261	93	423	20	.396	25	23	73-92	1724	629	87	.964		
Kentucky	.302	56	1926	409	582	101	9	83	373	950	.493	225	106	358	26	.400	24	40	119-145	1473	659	87	.961		
Georgia	.301	53	1879	323	566	104	14	45	299	833	.443	175	45	409	38	.371	20	13	67-90	1380	545	67	.966		
South Carolina	.300	70	2444	499	734	132	14	97	463	1185	.485	298	89	434	44	.392	26	58	53-76	1901	726	66	.975		
Florida	.297	64	2193	439	652	110	15	83	408	1041	.475	253	53	445	37	.379	30	34	94-129	1695	682	54	.978		
Alabama	.296	67	2325	468	689	121	13	66	424	1034	.445	272	83	462	34	.386	25	53	67-91	1789	636	57	.977		
Mississippi State	.296	56	1923	412	569	112	13	68	378	911	.474	264	85	431	31	.398	32	31	57-73	1459	632	90	.959		
Tennessee	.293	56	1987	427	583	101	10	81	392	947	.477	269	57	361	41	.390	17	25	76-98	1497	567	56	.974		
Ole Miss	.289	63	2196	431	635	112	10	67	398	968	.441	274	59	476	49	.379	27	21	60-75	1689	546	60	.974		
Totals	.305	742	26077	5451	7965	1455	154	954	5024	1259	.483	3149	928	5065	484	.395	332	427	884-1176	1984	7572	843	.970		

CI - Tennessee 3, Ole Miss 2, Florida 2, Georgia 2, S. Carolina 1, Arkansas 1, Miss. State 1, Alabama 1.

Pitching																						
Team	ERA	W-L	G	CG	SHO	SV	IP	H	R	ER	BB	SO	2B	3B	HR	B/AVG	WP	HP	BK	SFA	SHA	
South Carolina	3.45	54-16	70	5	8/5	16	633.2	527	285	243	220	625	70	6	61	.226	20	74	7	15	43	
Vanderbilt	3.69	46-20	66	3	6/5	14	604.2	592	298	248	224	557	96	7	48	.260	27	49	3	17	31	
Arkansas	3.93	43-21	64	2	2/2	13	574.2	558	297	251	189	551	89	7	71	.253	39	45	4	16	39	
Florida	4.13	47-17	64	1	3/3	18	565.0	604	290	259	135	455	103	9	52	.273	51	71	2	18	37	
Ole Miss	4.96	39-24	63	0	3/3	22	563.0	607	365	310	268	555	113	15	61	.276	39	52	5	28	21	
Auburn	5.00	43-21	64	3	2/1	16	572.1	636	386	318	220	484	117	4	62	.278	55	58	4	21	34	
Alabama	5.04	42-25	67	6	2/2	16	596.1	672	369	334	217	514	113	14	79	.286	53	32	6	30	42	
LSU	5.56	41-22	63	1	2/1	17	568.0	626	379	351	226	473	117	8	79	.282	31	57	5	25	39	
Kentucky	5.85	31-25	56	2	3/2	11	491.0	584	378	319	197	394	84	8	55	.296	53	88	10	19	32	
Tennessee	5.88	30-26	56	1	0/0	4	499.0	532	352	326	220	399	109	11	69	.278	51	91	4	27	30	
Mississippi State	6.92	22-33	56	4	1/1	7	486.1	628	440	374	253	387	113	18	62	.315	53	60	5	24	29	
Georgia	8.51	16-37	53	0	1/1	8	460.0	639	478	435	273	383	85	11	67	.333	84	55	11	27	30	
Totals	5.13	454-287	742	28	33/26	162	6614.0	7205	4317	3768	2642	5777	1209	118	766	.278	556	732	66	267	407	


PB - Ole Miss 17, S. Carolina 13, Vanderbilt 12, Florida 11, Miss. State 11, Georgia 8, Tennessee 8, Kentucky 8, LSU 7, Auburn 7, Alabama 5, Arkansas 3. Pickoffs - Miss. State 24, Kentucky 22, Arkansas 16, Florida 11, Tennessee 11, Ole Miss 10, Vanderbilt 9, LSU 8, Auburn 6, Alabama 4, S. Carolina 4, Georgia 1.

Fielding												
Team	C	PO	A	E	FLD%	DPs	SBA	CSB	SBA%	PB	CI	
Florida	2431	1695	682	54	.978	50	34	19	.642	11	2	
Alabama	2482	1789	636	57	.977	40	63	32	.663	5	1	
South Carolina	2693	1901	726	66	.975	62	43	23	.652	13	1	
LSU	2386	1704	622	60	.975	52	64	15	.810	7	0	
Vanderbilt	2593	1814	713	66	.975	70	45	29	.608	12	0	
Ole Miss	2295	1689	546	60	.974	47	74	23	.763	17	2	
Tennessee	2120	1497	567	56	.974	55	47	29	.618	8	3	
Georgia	1992	1380	545	67	.966	55	102	17	.857	8	2	
Arkansas	2440	1724	629	87	.964	49	60	23	.723	3	1	
Auburn	2425	1717	615	93	.962	46	53	21	.716	7	0	
Kentucky	2219	1473	659	87	.961	52	50	16	.758	8	0	
Mississippi State	2181	1459	632	90	.959	55	48	20	.706	11	1	
Totals	28257	19842	7572	843	.970	633	683	267	.719	110	13	



Drew Smyly was part of a Razorback pitching staff that finished the 2010 season with a 3.93 ERA, ranking third in the SEC.

2011 OPPONENTS



**ALABAMA**

April 1-3, 2011

Tuscaloosa, Ala. (Sewell-Thomas Stadium)

**AUBURN**

March 18-20, 2011

Auburn, Ala. (Plainsman Park)

**DELAWARE STATE**

February 18-20, 2011

Fayetteville, Ark. (Baum Stadium)

General Information

Location.....	Tuscaloosa, Ala.
Enrollment	30,232
Nickname.....	Crimson Tide
Conference.....	Southeastern (Western Division)
Colors.....	Crimson and White
President	Dr. Robert E. Witt
Athletic Director	Mal Moore
Stadium.....	Sewell-Thomas Stadium (6,571)
Dimensions (L-R)	335-411-335
Press Box Phone.....	205-348-4927

Baseball Information

Head Coach	Mitch Gaspard
Alma Mater/Year.....	UL Lafayette, 1988
Overall Record	256-153 (7 yrs)
Record at School	45-25 (1 yr)
Assistant Coaches	Dax Norris Andy Phillips
Baseball Office Phone	205-348-4029
2010 Record (Overall)	42-25
2010 Record (Conference)	15-15, 4th SEC West
2010 NCAA Tournament	4-1, Atlanta Regional 1-2, Clemson Super Regional
Lettermen Returning/Lost.....	15/16
Starters Returning/Lost.....	5/4
Pitchers Returning/Lost.....	8/5
Newcomers	21
Top Returners.....	Taylor Dugas, OF Jon Kelton, OF/INF Nathan Kilcrease, RHP
Series Record (Streak)	Alabama, 38-24 (Won 3)
2010 Series.....	Arkansas, 3-0

Media Information

Baseball SID	Rich Davi
SID Office Phone	205-348-3550
SID E-mail.....	rdavi@ia.ua.edu
SID Fax.....	205-348-8841
Website	rolltide.com

General Information

Location.....	Auburn, Ala.
Enrollment	24,602
Nickname.....	Tigers
Conference.....	Southeastern (Western Division)
Colors.....	Burnt Orange and Navy Blue
President	Jay Gogue
Athletic Director	Jay Jacobs
Stadium.....	Plainsman Park (4,096)
Dimensions (L-R)	315-385-331
Press Box Phone.....	334-844-4138

Baseball Information

Head Coach	John Pawlowski
Alma Mater/Year.....	Clemson, 1996
Overall Record	412-238-1 (10 yrs)
Record at School	74-46 (3 yrs)
Assistant Coaches	Scott Foxhall Link Jarrett Ty Megahee
Baseball Office Phone	334-844-4975
2010 Record (Overall)	43-21
2010 Record (Conference)	20-10, 1st SEC West
2010 NCAA Tournament	3-2, Auburn Regional
Lettermen Returning/Lost.....	19/12
Starters Returning/Lost.....	6/4
Pitchers Returning/Lost.....	7/8
Newcomers	17
Top Returners.....	Tony Caldwell, C/OF Dan Gamache, INF Kevin Patterson, OF/INF
Series Record (Streak)	Auburn, 35-30 (Lost 2)
2010 Series.....	Auburn, 2-1

Media Information

Baseball SID	Dan Froehlich
SID Office Phone	334-844-9803
SID E-mail.....	froehdp@auburn.edu
SID Fax.....	334-844-9807
Website	auburntigers.com

General Information

Location.....	Dover, Del.
Enrollment	3,534
Nickname.....	Hornets
Conference.....	Mid-Eastern Athletic Conference
Colors.....	Columbia Blue and Red
President	Dr. Harry L. Williams
Athletic Director	Derek Carter
Stadium.....	Soldier Field (500)
Dimensions (L-R)	310-380-310
Press Box Phone.....	302-857-7112

Baseball Information

Head Coach	JP Blandin
Alma Mater/Year.....	Wilmington College, 1994
Overall Record	236-261-5 (10 yrs)
Record at School	236-261-5 (10 yrs)
Assistant Coaches	Mike August Scott Shockley
Baseball Office Phone	302-857-6035
2010 Record (Overall)	13-36
2010 Record (Conference)	8-10, 4th MEAC
2010 NCAA Tournament	N/A
Lettermen Returning/Lost.....	15/4
Starters Returning/Lost.....	6/2
Pitchers Returning/Lost.....	9/2
Newcomers	7
Top Returners.....	Brandon Crist, INF Scott Davis, INF Abe Eubank, INF
Series Record (Streak)	First Meeting
2010 Series.....	DNP

Media Information

Baseball SID	Dennis Jones
SID Office Phone	302-857-6068
SID E-mail.....	djones@desu.edu
SID Fax.....	302-857-6069
Website	dsuhornets.com



Mitch Gaspard
Head Coach



Taylor Dugas
Jr. • OF



John Pawlowski
Head Coach



Kevin Patterson
Sr. • OF/INF



JP Blandin
Head Coach



Scott Davis
Jr. • INF

**FLORIDA**

May 5-7, 2011

Fayetteville, Ark. (Baum Stadium)

General Information

Location.....	Gainesville, Fla.
Enrollment	48,419
Nickname.....	Gators
Conference	Southeastern (Eastern Division)
Colors	Orange and Blue
President	Dr. J. Bernard Machen
Athletic Director	Jeremy Foley
Stadium	McKethan Stadium (5,500)
Dimensions (L-R)	329-400-325
Press Box Phone.....	352-375-4683 Ext. 4355, 4356

Baseball Information

Head Coach	Kevin O'Sullivan
Alma Mater/Year.....	Virginia, 1991
Overall Record	123-63 (3 yrs)
Record at School	123-63 (3 yrs)
Assistant Coaches	Craig Bell Brad Weitzel Don Norris
Baseball Office Phone	325-375-4683
2010 Record (Overall)	47-17
2010 Record (Conference)	22-8, 1st SEC East
2010 NCAA Tournament	3-0, Gainesville Regional 2-0, Gainesville Super Regional 0-2, College World Series
Lettermen Returning/Lost.....	22/10
Starters Returning/Lost.....	8/1
Pitchers Returning/Lost.....	11/5
Newcomers	11
Top Returners.....	Austin Maddox, C/INF Hudson Randall, RHP Preston Tucker, INF
Series Record (Streak)	Tied, 22-22 (Lost 3)
2010 Series.....	Florida, 3-1

Media Information

Baseball SID	John Hines
SID Office Phone	352-375-4683 Ext. 6130
SID E-mail.....	johnh@gators.uaa.ufl.edu
SID Fax.....	352-375-4809
Website	gatorzone.com

**Kevin O'Sullivan**
Head Coach**Austin Maddox**
So. • C/INF**GEORGIA**

April 29-May 1, 2011

Athens, Ga. (Foley Field)

General Information

Location.....	Athens, Ga.
Enrollment	34,180
Nickname.....	Bulldogs
Conference	Southeastern (Eastern Division)
Colors	Red and Black
President	Dr. Michael F. Adams
Athletic Director	Greg McGarity
Stadium	Foley Field (3,291)
Dimensions (L-R)	350-404-314
Press Box Phone.....	706-542-6161/6162

Baseball Information

Head Coach	David Perno
Alma Mater/Year.....	Georgia, 1991
Overall Record	305-245-1 (9 yrs)
Record at School	305-245-1 (9 yrs)
Assistant Coaches	Jason Eller Allen Osborne Jason Jacobs
Baseball Office Phone	706-542-7971
2010 Record (Overall)	16-37
2010 Record (Conference)	5-23, 6th SEC East
2010 NCAA Tournament	N/A
Lettermen Returning/Lost.....	22/11
Starters Returning/Lost.....	7/2
Pitchers Returning/Lost.....	11/6
Newcomers	9
Top Returners.....	Zach Cone, OF Kyle Farmer, SS Levi Hyams, INF
Series Record (Streak)	Arkansas, 23-17 (Won 3)
2010 Series.....	Arkansas, 3-0

Media Information

Baseball SID	Christopher Lakos
SID Office Phone	706-542-7994
SID E-mail.....	clakos@sports.uga.edu
SID Fax.....	706-542-7993
Website	georgiadogs.com

**David Perno**
Head Coach**Zach Cone**
Jr. • OF**KANSAS**

March 15, 2011

Fayetteville, Ark. (Baum Stadium)

General Information

Location.....	Lawrence, Kan.
Enrollment	30,004
Nickname.....	Jayhawks
Conference	Big 12
Colors	Crimson and Blue
Chancellor.....	Bernadette Gray-Little
Athletic Director	Sean Lester
Stadium	Hoglund Ballpark (2,500)
Dimensions (L-R)	330-400-330
Press Box Phone.....	785-864-4037

Baseball Information

Head Coach	Ritch Price
Alma Mater/Year.....	Williamette, 1978
Overall Record	948-644-3 (32 yrs)
Record at School	273-220-2 (8 yrs)
Assistant Coaches	Ryan Graves Jay Uhlman Phil Thompson
Baseball Office Phone	785-864-7907
2010 Record (Overall)	31-27-1
2010 Record (Conference)	11-15-1, 7th Big 12
2010 NCAA Tournament	N/A
Lettermen Returning/Lost.....	19/9
Starters Returning/Lost.....	5/4
Pitchers Returning/Lost.....	8/5
Newcomers	9
Top Returners.....	Chris Manship, INF/C Wally Marciel, LHP Jimmy Waters, OF
Series Record (Streak)	Arkansas, 35-12 (Won 2)
2010 Series.....	Arkansas, 1-0

Media Information

Baseball SID	Mike Cummings
SID Office Phone	785-864-3575
SID E-mail.....	mtc@ku.edu
SID Fax.....	785-864-7944
Website	kuathletics.com

**Ritch Price**
Head Coach**Jimmy Waters**
Sr. • OF

**KENTUCKY**

April 22-24, 2011

Lexington, Ky. (Cliff Hagan Stadium)

**LSU**

April 8-10, 2011

Fayetteville, Ark. (Baum Stadium)

**McNEESE STATE**

March 1-2, 2011

Fayetteville, Ark. (Baum Stadium)

General Information

Location.....	Lexington, Ky.
Enrollment	27,000
Nickname.....	Wildcats
Conference	Southeastern (Eastern Division)
Colors.....	Blue and White
President	Dr. Lee T. Todd, Jr.
Athletic Director	Mitch Barnhart
Stadium.....	Cliff Hagan Stadium (3,000)
Dimensions (L-R)	340-390-310
Press Box Phone.....	859-257-9011

Baseball Information

Head Coach	Gary Henderson
Alma Mater/Year.....	San Diego State, 1984
Overall Record	59-51 (2 yrs)
Record at School	59-51 (2 yrs)
Assistant Coaches	Brad Bohannon Brian Green Keith Vorhoff
Baseball Office Phone	859-257-8052
2010 Record (Overall)	31-25
2010 Record (Conference)	13-17, 4th SEC East
2010 NCAA Tournament	N/A
Lettermen Returning/Lost.....	15/14
Starters Returning/Lost.....	4/6
Pitchers Returning/Lost.....	8/6
Newcomers	17
Top Returners.....	Taylor Black, INF Jordan Cooper, RHP Chad Wright, OF
Series Record (Streak)	Arkansas, 31-18 (Won 2)
2010 Series.....	Arkansas, 2-1

Media Information

Baseball SID	Brent Ingram
SID Office Phone	859-257-8504
SID E-mail.....	brent.ingram@uky.edu
SID Fax.....	859-323-4310
Website	ukathletics.com

General Information

Location.....	Baton Rouge, La.
Enrollment	28,771
Nickname.....	Tigers
Conference	Southeastern (Western Division)
Colors.....	Purple and Gold
Chancellor.....	Dr. Michael V. Martin
Athletic Director	Joe Alleva
Stadium.....	Alex Box Stadium (10,150)
Dimensions (L-R)	330-405-330
Press Box Phone.....	225-578-4149

Baseball Information

Head Coach	Paul Mainieri
Alma Mater/Year.....	Florida International, 1980
Overall Record	1039-576-7 (28 yrs)
Record at School	175-84-2 (4 yrs)
Assistant Coaches	David Greve Javi Sanchez Will Davis
Baseball Office Phone	225-578-4148
2010 Record (Overall)	41-22
2010 Record (Conference)	14-16, 5th SEC West
2010 NCAA Tournament	1-2, Los Angeles Regional
Lettermen Returning/Lost.....	17/13
Starters Returning/Lost.....	8/7
Pitchers Returning/Lost.....	8/7
Newcomers	18
Top Returners.....	Ben Alsop, RHP Mikie Mahtook, OF Austin Nola, INF
Series Record (Streak)	LSU, 51-23 (Lost 2)
2010 Series.....	LSU, 2-1

Media Information

Baseball SID	Bill Franques
SID Office Phone	225-578-2527
SID E-mail.....	wfranqu@lsu.edu
SID Fax.....	225-578-1861
Website	lsusports.net

General Information

Location.....	Lake Charles, La.
Enrollment	8,900
Nickname.....	Cowboys
Conference	Southland
Colors.....	Blue and Gold
President	Dr. Philip C. Williams
Athletic Director	Tommy McClelland
Stadium.....	Cowboy Diamond (2,000)
Dimensions (L-R)	330-400-330
Press Box Phone.....	337-475-8007

Baseball Information

Head Coach	Terry Burrows
Alma Mater/Year.....	McNeese State, 2003
Overall Record	65-99 (3 yrs)
Record at School	65-99 (3 yrs)
Assistant Coaches	Bubbs Merrill Clay Van Hook Sam Merrill
Baseball Office Phone	337-475-5482
2010 Record (Overall)	31-27
2010 Record (Conference)	16-17, T-6th Southland
2010 NCAA Tournament	N/A
Lettermen Returning/Lost.....	20/11
Starters Returning/Lost.....	4/5
Pitchers Returning/Lost.....	11/4
Newcomers	17
Top Returners.....	Jaden Dillon, RHP Lee Orr, OF Jace Peterson, INF
Series Record (Streak)	Arkansas, 5-2 (Won 4)
2010 Series.....	Arkansas, 2-0

Media Information

Baseball SID	Louis Bonnette
SID Office Phone	337-475-5207
SID E-mail.....	lbonnette@mcneese.edu
SID Fax.....	337-475-5202
Website	mcneesesports.com

**Gary Henderson**
Head Coach**Taylor Black**
Jr. • INF**Paul Mainieri**
Head Coach**Mikie Mahtook**
Jr. • OF**Terry Burrows**
Head Coach**Jace Peterson**
So. • INF

**MEMPHIS**

March 22-23, 2011

North Little Rock, Ark. (Dickey-Stephens Park)

Memphis, Tenn. (AutoZone Park)

General Information

Location.....	Memphis, Tenn.
Enrollment	23,031
Nickname.....	Tigers
Conference	Conference USA
Colors	Royal Blue and Gray
President	Dr. Shirley Raines
Athletic Director	R.C. Johnson
Stadium	FedExPark (2,000)
Dimensions (L-R)	318-380-317
Press Box Phone.....	901-678-1301

Baseball Information

Head Coach	Daron Schoenrock
Alma Mater/Year.....	Tennessee Tech, 1984
Overall Record	172-249 (8 yrs)
Record at School	147-197 (6 yrs)
Assistant Coaches	Fred Corral Jerry Zulli Zach Clark
Baseball Office Phone	901-678-2452
2010 Record (Overall)	28-30
2010 Record (Conference)	12-12, 3rd C-USA
2010 NCAA Tournament	N/A
Lettermen Returning/Lost.....	16/14
Starters Returning/Lost.....	6/2
Pitchers Returning/Lost.....	7/7
Newcomers	16
Top Returners.....	Dan Langfield, RHP Drew Martinez, OF Chad Zurcher, INF
Series Record (Streak)	Arkansas, 18-12-1 (Won 4)
2010 Series.....	DNP

Media Information

Baseball SID	Jason Redd
SID Office Phone	901-678-4640
SID E-mail.....	jredd@memphis.edu
SID Fax.....	901-678-4134
Website	gotigersgo.com

**Daron Schoenrock**
Head Coach**Drew Martinez**
Jr. • OF**MISSISSIPPI STATE**

April 15-17, 2011

Fayetteville, Ark. (Baum Stadium)

General Information

Location.....	Starkville, Miss.
Enrollment	19,644
Nickname.....	Bulldogs
Conference	Southeastern (Western Division)
Colors	Maroon and White
President	Dr. Mark E. Keenum
Athletic Director	Scott Stricklin
Stadium	Polk-Demint Stadium (15,000)
Dimensions (L-R)	330-390-326
Press Box Phone.....	662-325-3776

Baseball Information

Head Coach	John Cohen
Alma Mater/Year.....	Mississippi State, 1990
Overall Record	369-259-1 (11 yrs)
Record at School	48-62 (2 yrs)
Assistant Coaches	Butch Thompson Lane Burroughs Nick Mingione
Baseball Office Phone	662-325-3597
2010 Record (Overall)	23-33
2010 Record (Conference)	6-24, 6th SEC West
2010 NCAA Tournament	N/A
Lettermen Returning/Lost.....	15/7
Starters Returning/Lost.....	5/4
Pitchers Returning/Lost.....	9/5
Newcomers	20
Top Returners.....	Cody Freeman, C/INF Chris Stratton, RHP Nick Vickerson, INF/OF
Series Record (Streak)	Mississippi State, 42-32 (Won 3)
2010 Series.....	Arkansas, 3-0

Media Information

Baseball SID	Joe Dier
SID Office Phone	662-325-8040
SID E-mail.....	jbdir@athletics.msstate.edu
SID Fax.....	662-325-3600
Website	msstateathletics.com

**John Cohen**
Head Coach**Nick Vickerson**
Sr. • INF/OF**MISSOURI STATE**

April 12, 2011

Springfield, Mo. (Hammons Field)

General Information

Location.....	Springfield, Mo.
Enrollment	23,092
Nickname.....	Bears
Conference	Missouri Valley
Colors	Maroon and White
President	Dr. James E. Cofer, Sr.
Athletic Director	Kyle Moats
Stadium	Hammons Field (8,000)
Dimensions (L-R)	315-400-330
Press Box Phone.....	417-863-0395 Ext. 3070

Baseball Information

Head Coach	Keith Guttin
Alma Mater/Year.....	Missouri-St. Louis, 1978
Overall Record	959-607 (28 yrs)
Record at School	959-607 (28 yrs)
Assistant Coaches	Brent Thomas Paul Evans Jon Ubbenga
Baseball Office Phone	417-836-5242
2010 Record (Overall)	21-34
2010 Record (Conference)	6-15, 8th MVC
2010 NCAA Tournament	N/A
Lettermen Returning/Lost.....	13/11
Starters Returning/Lost.....	6/3
Pitchers Returning/Lost.....	6/4
Newcomers	13
Top Returners.....	Aaron Conway, OF Pat Doyle, LHP Kevin Medrano, INF
Series Record (Streak)	Arkansas, 46-20 (Won 7)
2010 Series.....	Arkansas, 1-0

Media Information

Baseball SID	Ben Adamson
SID Office Phone	417-836-4584
SID E-mail.....	benadamson@missouristate.edu
SID Fax.....	417-836-4868
Website	missouristatebears.com

**Keith Guttin**
Head Coach**Kevin Medrano**
Jr. • INF

**OKLAHOMA**

March 29, 2011

Fayetteville, Ark. (Baum Stadium)

**OLE MISS**

May 19-21, 2011

Fayetteville, Ark. (Baum Stadium)

**ORAL ROBERTS**

April 19, 2011

Tulsa, Okla. (J.L. Johnson Stadium)

General Information

Location.....	Norman, Okla.
Enrollment	30,092
Nickname.....	Sooners
Conference	Big 12
Colors	Crimson and Cream
President	David Boren
Athletic Director	Joe Castiglione
Stadium	L. Dale Mitchell Park (2,700)
Dimensions (L-R)	335-411-335
Press Box Phone.....	405-325-8363

Baseball Information

Head Coach	Sunny Golloway
Alma Mater/Year.....	Oklahoma Christian College, 1984
Overall Record	555-272 (13 yrs)
Record at School	220-116-1 (6 yrs)
Assistant Coaches	Tim Tadlock Mike Bell Russell Raley
Baseball Office Phone	405-325-8354
2010 Record (Overall)	50-18
2010 Record (Conference)	15-10, 2nd Big 12
2010 NCAA Tournament	3-0, Norman Regional 2-1, Charlottesville Super Regional 1-2, College World Series
Lettermen Returning/Lost.....	20/8
Starters Returning/Lost.....	7/1
Pitchers Returning/Lost.....	6/8
Newcomers	16
Top Returners.....	Garrett Buechele, INF Caleb Bushyhead, INF Ryan Duke, RHP
Series Record (Streak)	Arkansas, 14-10 (Lost 1)
2010 Series.....	Oklahoma, 1-0

Media Information

Baseball SID	Craig Moran
SID Office Phone	405-325-8231
SID E-mail.....	cmoran@ou.edu
SID Fax.....	405-325-7623
Website	soonersports.com

General Information

Location.....	Oxford, Miss.
Enrollment	19,536
Nickname.....	Rebels
Conference	Southeastern (Western Division)
Colors	Cardinal Red and Navy Blue
Chancellor.....	Dr. Daniel W. Jones
Athletic Director	Pete Boone
Stadium	Oxford-University Stadium (10,323)
Dimensions (L-R)	330-390-330
Press Box Phone.....	662-915-7858

Baseball Information

Head Coach	Mike Bianco
Alma Mater/Year.....	LSU, 1989
Overall Record	504-298-1 (13 yrs)
Record at School	404-227-1 (10 yrs)
Assistant Coaches	Carl Lafferty Matt Mossberg Kirk McConnell
Baseball Office Phone	662-915-6643
2010 Record (Overall)	39-24
2010 Record (Conference)	16-14, 3rd SEC West
2010 NCAA Tournament	1-2, Charlottesville Regional
Lettermen Returning/Lost.....	14/11
Starters Returning/Lost.....	6/4
Pitchers Returning/Lost.....	7/4
Newcomers	20
Top Returners.....	Brett Huber, RHP Matt Smith, OF Matt Snyder, INF
Series Record (Streak)	Arkansas, 35-28 (Won 1)
2010 Series.....	Arkansas, 2-1

Media Information

Baseball SID	Bill Bunting
SID Office Phone	662-915-7522
SID E-mail.....	wbunting@olemiss.edu
SID Fax.....	662-915-7006
Website	olemisssports.com

General Information

Location.....	Tulsa, Okla.
Enrollment	3,300
Nickname.....	Golden Eagles
Conference	The Summit League
Colors	Navy Blue, Vegas Gold and White
President	Dr. Mark Rutland
Athletic Director	Mike Carter
Stadium	J.L. Johnson Stadium (2,418)
Dimensions (L-R)	330-400-330
Press Box Phone.....	918-495-7165

Baseball Information

Head Coach	Rob Walton
Alma Mater/Year.....	Oklahoma State, 1986
Overall Record	290-120 (7 yrs)
Record at School	290-120 (7 yrs)
Assistant Coaches	Ryan Folmar Ryan Neill Brian Aguilar
Baseball Office Phone	918-495-7130
2010 Record (Overall)	36-27
2010 Record (Conference)	19-9, T-1st Summit League
2010 NCAA Tournament	1-2, Norman Regional
Lettermen Returning/Lost.....	17/14
Starters Returning/Lost.....	6/3
Pitchers Returning/Lost.....	8/6
Newcomers	16
Top Returners.....	Nick Baligod, OF Chris Elder, OF Bryce Smolen, RHP
Series Record (Streak)	Arkansas, 63-35 (Won 3)
2010 Series.....	Arkansas, 1-0

Media Information

Baseball SID	Cris Belvin
SID Office Phone	918-495-7181
SID E-mail.....	cbelvin@oru.edu
SID Fax.....	918-495-7142
Website	www.orugoldeneagles.com

Sunny Golloway
Head CoachGarrett Buechele
Jr. • INFMike Bianco
Head CoachMatt Smith
Sr. • OFRob Walton
Head CoachNick Baligod
Sr. • OF

**SAINT LOUIS**

April 26, 2011

Fayetteville, Ark. (Baum Stadium)

General Information

Location.....	St. Louis, Mo.
Enrollment	13,313
Nickname.....	Billikens
Conference.....	Atlantic 10
Colors.....	Royal Blue and White
President	Rev. Lawrence Biondi
Athletic Director	Chris May
Stadium.....	Billiken Sports Center (500)
Dimensions (L-R)	330-403-330
Press Box Phone.....	N/A

Baseball Information

Head Coach	Darin Hendrickson
Alma Mater/Year.....	SIU Edwardsville, 1992
Overall Record	577-257 (14 yrs)
Record at School	87-83 (3 yrs)
Assistant Coaches	Kevin Moulder Will Bradley
Baseball Office Phone	314-977-3260
2010 Record (Overall)	33-29
2010 Record (Conference)	15-12, T-4th Atlantic 10
2010 NCAA Tournament	0-2, Louisville Regional
Lettermen Returning/Lost.....	7/11
Starters Returning/Lost.....	6/2
Pitchers Returning/Lost.....	10/3
Newcomers	13
Top Returners.....	Alex Alemann, RHP Mike Levine, INF Jon Myers, INF
Series Record (Streak)	Arkansas, 9-0 (Won 9)
2010 Series.....	Arkansas, 1-0

Media Information

Baseball SID	Chuck Yahng
SID Office Phone	314-977-2524
SID E-mail.....	yahngc@slu.edu
SID Fax.....	314-977-3178
Website	slubillikens.com

Darin Hendrickson
Head CoachJon Myers
Sr. • INFTony Gwynn
Head CoachBrandon Meredith
Jr. • OF**SAN DIEGO STATE**

March 10-13, 2011

San Diego, Calif. (Tony Gwynn Stadium)

General Information

Location.....	San Diego, Calif.
Enrollment	32,817
Nickname.....	Aztecs
Conference.....	Mountain West
Colors.....	Scarlet and Black
President	Dr. Stephen L. Weber
Athletic Director	Jim Sterk
Stadium.....	Tony Gwynn Stadium (3,000)
Dimensions (L-R)	340-410-340
Press Box Phone.....	619-594-4103

Baseball Information

Head Coach	Tony Gwynn
Alma Mater/Year.....	San Diego State, 1980
Overall Record	232-231 (8 yrs)
Record at School	232-231 (8 yrs)
Assistant Coaches	Mark Martinez Eric Valenzuela Mark Viramontes
Baseball Office Phone	619-594-6889
2010 Record (Overall)	28-28
2010 Record (Conference)	13-11, 3rd MWC
2010 NCAA Tournament	N/A
Lettermen Returning/Lost.....	13/16
Starters Returning/Lost.....	5/4
Pitchers Returning/Lost.....	7/8
Newcomers	20
Top Returners.....	Bryan Crabb, RHP Brandon Meredith, OF Blair Moore, INF
Series Record (Streak)	Arkansas, 1-0 (Won 1)
2010 Series.....	DNP

Media Information

Baseball SID	Dave Kuhn
SID Office Phone	619-594-5547
SID E-mail.....	dkuhn@mail.sdsu.edu
SID Fax.....	619-582-6541
Website	goaztecs.com

**SOUTH CAROLINA**

May 13-15, 2011

Columbia, S.C. (Carolina Stadium)

General Information

Location.....	Columbia, S.C.
Enrollment	28,481
Nickname.....	Gamecocks
Conference.....	Southeastern (Eastern Division)
Colors.....	Garnet and Black
President	Dr. Harris Pastides
Athletic Director	Eric Hyman
Stadium.....	Carolina Stadium (6,400)
Dimensions (L-R)	325-400-325
Press Box Phone.....	803-777-6848

Baseball Information

Head Coach	Ray Tanner
Alma Mater/Year.....	NC State, 1980
Overall Record	1029-455-3 (23 yrs)
Record at School	634-282 (14 yrs)
Assistant Coaches	Chad Holbrook Jerry Meyers Sammy Esposito
Baseball Office Phone	803-777-7830
2010 Record (Overall)	54-16
2010 Record (Conference)	21-9, 2nd SEC East
2010 NCAA Tournament	3-0, Columbia Regional 2-0, Myrtle Beach Super Regional 6-1, College World Series
Lettermen Returning/Lost.....	22/13
Starters Returning/Lost.....	5/4
Pitchers Returning/Lost.....	13/6
Newcomers	15
Top Returners.....	Jackie Bradley, Jr., OF Matt Price, RHP Michael Roth, INF/LHP
Series Record (Streak)	Arkansas, 29-22 (Lost 3)
2010 Series.....	South Carolina, 3-0

Media Information

Baseball SID	Andrew Kitick
SID Office Phone	803-777-5257
SID E-mail.....	kitick@mailbox.sc.edu
SID Fax.....	803-777-2967
Website	gamecocksonline.com

Ray Tanner
Head CoachJackie Bradley, Jr.
So. • OF

**SOUTHEAST MISSOURI STATE**

May 3-4, 2011

Fayetteville, Ark. (Baum Stadium)

**TEXAS STATE**

April 6, 2011

Fayetteville, Ark. (Baum Stadium)

**UTAH**

February 25-27, 2011

Fayetteville, Ark. (Baum Stadium)

General Information

Location.....	Cape Girardeau, Mo.
Enrollment	10,859
Nickname.....	Redhawks
Conference	Ohio Valley
Colors	Red and Black
President	Dr. Kenneth W. Dobbins
Athletic Director	John Shafer
Stadium	Capaha Park (2,000)
Dimensions (L-R)	335-400-335
Press Box Phone	573-651-9139

Baseball Information

Head Coach	Mark Hogan
Alma Mater/Year	Southeast Missouri, 1977
Overall Record	854-655-3 (29 yrs)
Record at School	469-398-1 (16 yrs)
Assistant Coaches	Chris Cafalone Steve Bieser
Baseball Office Phone	573-986-6002
2010 Record (Overall)	30-25
2010 Record (Conference)	13-9, 4th OVC
2010 NCAA Tournament	N/A
Lettermen Returning/Lost	26/4
Starters Returning/Lost	8/1
Pitchers Returning/Lost	10/2
Newcomers	9
Top Returners	Louie Haseltine, OF Kenton Parmley, INF Shae Simmons, RHP
Series Record (Streak)	Arkansas, 4-3 (Lost 3)
2010 Series	DNP

Media Information

Baseball SID	Bo Buntun
SID Office Phone	573-651-2294
SID E-mail	rbuntun@semo.edu
SID Fax	573-651-2810
Website	gosoutheast.com

General Information

Location.....	San Marcos, Texas
Enrollment	32,586
Nickname.....	Bobcats
Conference	Southland
Colors	Maroon and Gold
President	Dr. Denise M. Trauth
Athletic Director	Dr. Larry Teis
Stadium	Bobcat Baseball Stadium (2,400)
Dimensions (L-R)	330-405-330
Press Box Phone	512-245-5739

Baseball Information

Head Coach	Ty Harrington
Alma Mater/Year	Texas, 1989
Overall Record	376-274 (11 yrs)
Record at School	376-274 (11 yrs)
Assistant Coaches	Derek Matlock Jeremy Fikac Marty Haynie
Baseball Office Phone	512-245-3383
2010 Record (Overall)	38-22
2010 Record (Conference)	23-10, 1st Southland
2010 NCAA Tournament	N/A
Lettermen Returning/Lost	20/8
Starters Returning/Lost	6/3
Pitchers Returning/Lost	12/3
Newcomers	22
Top Returners	Kyle Kubitz, INF Jeff McVane, OF/LHP Carson Smith, RHP
Series Record (Streak)	First Meeting
2010 Series	DNP

Media Information

Baseball SID	Steve Appelhans
SID Office Phone	512-245-4387
SID E-mail	aa32@txstate.edu
SID Fax	512-245-2967
Website	txstatebobcats.com

General Information

Location.....	Salt Lake City, Utah
Enrollment	29,284
Nickname.....	Utes
Conference	Mountain West
Colors	Crimson and White
President	Michael K. Young
Athletic Director	Dr. Chris Hill
Stadium	Spring Mobile Ballpark (15,500)
Dimensions (L-R)	345-420-315
Press Box Phone	N/A

Baseball Information

Head Coach	Bill Kinneberg
Alma Mater/Year	Arizona, 1980
Overall Record	423-387 (15 yrs)
Record at School	178-204 (7 yrs)
Assistant Coaches	Mike Crawford Bryan Kinneberg Pete Flores
Baseball Office Phone	801-581-3526
2010 Record (Overall)	23-28
2010 Record (Conference)	11-13, 5th Mountain West
2010 NCAA Tournament	N/A
Lettermen Returning/Lost	17/13
Starters Returning/Lost	5/7
Pitchers Returning/Lost	7/3
Newcomers	12
Top Returners	Rick Anton, LHP Michael Beltran, INF C.J. Cron, C/INF
Series Record (Streak)	First Meeting
2010 Series	DNP

Media Information


Baseball SID	Brooke Frederickson
SID Office Phone	801-581-8302
SID E-mail	bfrederickson@huntsman.utah.edu
SID Fax	801-581-4358
Website	utahutes.com



Mark Hogan
Head Coach



Kenton Parmley Jr. • INF



Ty Harrington
Head Coach



Carson Smith Jr. • RHP



Bill Kinneberg
Head Coach



C.J. Cron
• C/INF

**UT MARTIN**

May 17, 2011

Fayetteville, Ark. (Baum Stadium)

General Information

Location.....	Martin, Tenn.
Enrollment	8,469
Nickname.....	Skyhawks
Conference	Ohio Valley
Colors	Navy Blue and Orange
Chancellor.....	Dr. Thomas Rakes
Athletic Director	Phil Dane
Stadium	Skyhawk Field (500)
Dimensions (L-R)	330-385-330
Press Box Phone.....	270-703-2601

Baseball Information

Head Coach	Bubba Cates
Alma Mater/Year.....	Delta State, 1982
Overall Record	449-603-1 (28 yrs)
Record at School	193-442-1 (12 yrs)
Assistant Coaches	Brad Goss Trevor Berryhill Eric Ebers
Baseball Office Phone	731-881-7337
2010 Record (Overall)	24-31
2010 Record (Conference)	8-16, 9th OVC
2010 NCAA Tournament	N/A
Lettermen Returning/Lost	22/9
Starters Returning/Lost	6/3
Pitchers Returning/Lost	7/7
Newcomers	14
Top Returners	Trey Karlen, INF Wes Patterson, INF Dan Tobik, RHP
Series Record (Streak)	First Meeting
2010 Series	DNP

Media Information

Baseball SID	Ryne Rickman
SID Office Phone	731-881-7632
SID E-mail	rrickman@utm.edu
SID Fax	731-881-7624
Website	utmsports.com

**Bubba Cates**
Head Coach**Trey Karlen**
Sr. • INF**VANDERBILT**

March 25-27, 2011

Fayetteville, Ark. (Baum Stadium)

General Information

Location.....	Nashville, Tenn.
Enrollment	6,738
Nickname.....	Commodores
Conference	Southeastern (Eastern Division)
Colors	Black and Gold
Chancellor.....	Nicholas S. Zeppos
Athletic Director	David Williams II
Stadium	Charles Hawkins Field (3,700)
Dimensions (L-R)	310-400-330
Press Box Phone.....	615-320-0436

Baseball Information

Head Coach	Tim Corbin
Alma Mater/Year.....	Ohio Wesleyan, 1984
Overall Record	428-315 (14 yrs)
Record at School	322-177 (8 yrs)
Assistant Coaches	Derek Johnson Josh Holliday Larry Day
Baseball Office Phone	615-322-3716
2010 Record (Overall)	46-20
2010 Record (Conference)	16-12, 3rd SEC East
2010 NCAA Tournament	4-1, Louisville Regional 1-2, Tallahassee Super Regional
Lettermen Returning/Lost	21/7
Starters Returning/Lost	7/2
Pitchers Returning/Lost	10/4
Newcomers	12
Top Returners	Jason Esposito, INF Anthony Gomez, INF Sonny Gray, RHP
Series Record (Streak)	Arkansas, 26-19 (Lost 1)
2010 Series	Tied, 2-2

Media Information

Baseball SID	Kyle Parkinson
SID Office Phone	615-343-0020
SID E-mail	kyle.parkinson@vanderbilt.edu
SID Fax	615-343-7064
Website	vucommodores.com

**Tim Corbin**
Head Coach**Sonny Gray**
Jr. • RHP**WISCONSIN-MILWAUKEE**

March 4-6, 2011

Fayetteville, Ark. (Baum Stadium)

General Information

Location.....	Milwaukee, Wis.
Enrollment	30,000
Nickname.....	Panthers
Conference	Horizon League
Colors	Black and Gold
Chancellor.....	Michael R. Lovell
Athletic Director	Dave Gilbert
Stadium	Henry Aaron Field (500)
Dimensions (L-R)	320-390-320
Press Box Phone.....	414-750-2090

Baseball Information

Head Coach	Scott Doffek
Alma Mater/Year.....	Concordia, 2002
Overall Record	111-121 (4 yrs)
Record at School	111-121 (4 yrs)
Assistant Coaches	Mike Goetz Steve Sanfilippo
Baseball Office Phone	414-229-5670
2010 Record (Overall)	33-26
2010 Record (Conference)	17-8, 2nd Horizon
2010 NCAA Tournament	0-2 Tempe Regional
Lettermen Returning/Lost	16/10
Starters Returning/Lost	5/4
Pitchers Returning/Lost	9/6
Newcomers	17
Top Returners	Doug Dekoning, OF Cole Kraft, INF Chad Pierce, RHP
Series Record (Streak)	Arkansas, 6-0 (Won 6)
2010 Series	Arkansas, 3-0

Media Information

Baseball SID	Chris Zills
SID Office Phone	414-229-4593
SID E-mail	czills@uwm.edu
SID Fax	414-229-6759
Website	uwmpanthers.com

**Scott Doffek**
Head Coach**Doug Dekoning**
Sr. • OF

You spend hours in the cage.

You practice everyday.

You train year 'round.

And when the game is on the line,

you have a **split-second**

to make all that time worth it.

We own that split second.





EASTON

Proud Official Sponsor



UNIVERSITY OF ARKANSAS
BASEBALL

EASTONBASEBALL.COM

 facebook.com/eastonbaseball  twitter.com/easton_baseball

HISTORY & RECORDS





RAZORBACKS

COACHES

PLAYERS

BAUM STADIUM

2010 SEASON

2011 OPPONENTS

HISTORY

UNIVERSITY



Few schools in America enjoy as rich a history as that of the Arkansas Razorback baseball program. With six College World Series appearances - including a national runner-up finish in 1979 - and 23 NCAA postseason appearances to its credit, the University of Arkansas has long been considered one of the nation's elite programs.

Entering their 90th season of play, the Razorbacks fielded their first team in 1897. Arkansas played for 24 years before seeing its team discontinued from 1930 to 1946. Hugo Bezdek, E.T. Pickering, T.T. McConnell, Claude Watts, Norman Coyle and Francis Schmidt served as coaches during the early days of the program. All but Watts and Coyle also served as head football coaches at the University.

The Razorbacks got back in the baseball business again in 1947 with Deke Brackett serving the first of three seasons as head coach. It was in 1950, with Razorback athletic trainer Bill Ferrell taking the reins that modern-day interest in the sport ignited for the first time. Though compiling only a 139-149 record during his 16-year tenure, the foundation was laid for what was to come.

Wayne Robbins took over for the popular Ferrell in 1966 and coached for four seasons, going 50-51. His successor was a fiery young coach from Wisconsin who would eventually build the program into one of national prominence.

Norm DeBriyn was hired by Arkansas Athletics Director George Cole in 1970 and charged with making the Razorbacks competitive on a conference and national level. Arkansas baseball had not been a baseball-playing member of a league since dropping out of Southwest Conference play in 1926. One of DeBriyn's first tasks was to resume a SWC schedule, a feat which was accomplished in time for the 1974 season. His teams proved competitive in one of the nation's toughest baseball leagues and Arkansas would end up qualifying for 14 of the 15 SWC tournaments held during the Hogs' membership in that league.

The Razorbacks became competitive on a larger scale as well, under DeBriyn. Arkansas participated in its first NCAA postseason in 1973, DeBriyn's fourth season, and made its first trip to the NCAA College World Series in just his 10th campaign.

That trip to Omaha in 1979 saw the Hogs finish as national runners-up to Cal State-Fullerton.

In his final season as coach, DeBriyn guided the Hogs to an NCAA Super Regional after winning the Wichita Regional with a perfect 3-0 mark. The Razorbacks came within two runs of advancing to their fifth NCAA College World Series, losing the Super Regional two games to one to the host, Clemson.

A new chapter in Arkansas Baseball history began in 2003 when former Razorback player and graduate assistant coach Dave Van Horn was named head coach after DeBriyn retired following the 2002 season. Since taking over at his alma mater, Van Horn has continued to grow the Razorback program with eight straight NCAA Tournament berths, three Super Regional appearances and Arkansas' fifth and sixth trips to the College World Series in 2004 and 2009.

Facilities have played an important role in the history of Razorback baseball. Upon DeBriyn's arrival, the Razorbacks were playing games at the run-down and disheveled Washington County Fairgrounds field barely fit for pasture land. By 1975, Arkansas had moved into George Cole Field, one of the few college ballparks in the country with an artificial playing surface. The park gave the program immediate respectability and Arkansas would advance five times to NCAA postseason play and twice to the NCAA College World Series in its first decade in the park.

Lights were added in 1985 with the help of former standouts Kevin McReynolds, Johnny Ray and Tim Lollar, a move that again advanced the program up to another level.

George Cole Field was the site of the Razorback baseball program's coming of age. The Razorbacks would go 567-142-2 at the facility for a winning percentage of .799. It was the site of the school's first league tournament championship, in 1985, and home to a parade of all-conference and All-America players. McReynolds, Ray, Lollar and Tom Pagnozzi - some of the first Razorbacks to make a significant impact in Major League Baseball - were just a few of many DeBriyn pupils who honed their skills at George Cole Field and went on to excel in the majors.

Arkansas baseball is not just about those who have been able to play the game for a living. The Razorbacks have produced 85 all-conference selections (all since 1976 when Bill Montgomery was named All-Southwest Conference), 36 All-America picks (Lollar was the first in 1978), 53 all-conference tournament selections, four conference titles (1989, 1990, 1999, 2004), one conference tournament championship and eight NCAA Regional Tournament championships. Since joining the SEC in 1992, Arkansas has already placed 26 players on All-SEC lists. Adding all these feats to the fact that Arkansas baseball has seen 38 of its stars go on to play in the major leagues, has dozens currently playing professional baseball and claims six major league first-round draft picks in Kevin McReynolds (1981), Jeff King (1986), David Walling (1999), Nick Schmidt (2007), Logan Forsythe (2008) and Zack Cox (2010).

Although he retired following the 2002 season, the magic continues with DeBriyn's subtle influence on the lives of Charlie Baum and Willard & Pat Walker families, key contributors to perhaps the crowning achievement of DeBriyn's tenure - Baum Stadium at George Cole Field. The 8,237-seat stadium, which can accommodate a crowd of 10,737, is unparalleled in the country in form and function and promises again to move the program to an even higher level of achievement.

Designed by the nationally acclaimed firm HOK, designers of such jewels as Oriole Park at Camden Yards, Coors Field and Jacobs Field, Baum Stadium at George Cole Field played host to its first game on April 13, 1996, as a then-record crowd of 3,328 saw the Razorbacks defeat Auburn in a doubleheader sweep. Named the best college baseball facility in the nation by *Baseball America* in 1998, the stadium has ignited the interest of Razorback fans throughout the region and helped Arkansas lead the nation in tickets sold in 2007 with 8,069 per game and set a then-NCAA record in the process.





Many former Razorbacks have given something back to the program that helped propel them to the professional ranks, but none so much as the all-star catcher Pagnozzi. In addition to contributing the funds which made possible the Razorback clubhouse that bears his name, the annual Tom Pagnozzi Invitational Golf Tournament and surrounding events raise thousands of dollars each year for the Arkansas baseball program.

Memorable moments of Arkansas baseball vary with the observer. Arkansas' first NCAA postseason appearance in 1973 at Arlington Stadium in Arlington, Texas, will long be considered a watershed moment for DeBriyn's program. Though the Hogs lost two straight, it was a signal the program had arrived. Just six years later, the Razorbacks raced through the NCAA East Regional in Tallahassee, Fla., in four games to advance to the College World Series in Omaha, Neb., for the first time.

Three more wins in the then-true double elimination event put Arkansas in the championship game against Cal State-Fullerton. Fullerton, playing with one loss, won the first championship game, 13-10, forcing a winner-take-all rematch. Fullerton won that one as well, 2-1, sending the disappointed Hogs home with the national runner-up trophy.

A third-place finish at the 1985 CWS also saw the Razorbacks go through Tallahassee and started a five-year stretch in which Arkansas advanced to Omaha three times, each time on an odd year. Fifth-place finishes in 1987 and 1989 were outstanding achievements for phenomenal teams.

Arkansas played host to its first Southwest Conference tournament in 1985, winning in three-straight games at George Cole Field with an opening win over Baylor and back-to-back victories over rival Texas. It was another example of facilities playing a role in the program's success - only the addition of lights that season enabled the school to snare the tournament host honor from traditional sites Texas and Texas A&M.

Memorable moments are hard to narrow to such a small space but would include some hard-to-forget home runs and pitching performances. Ralph Kraus ushered in the school's first home night game in classic style with a home run in the bottom of the ninth inning to defeat Texas before thousands in 1985. McReynolds will long be known for his towering shots both at George Cole Field and at the SWC Tournament at Texas A&M in 1980.

There have been 12 no-hitters in school history, the most recent by the combination of Nick Schmidt, Brian McLelland and Devin Collis in 2006. They blanked Oklahoma State to join former Razorbacks Rich Erwin (1976), David Rhodes (1977), Scott Glanz (1982), Tim Deitz (1983), Fred Faust (1984), Steve Parker (1986), Dennis Fletcher-Tim Sherrill-Tim Peters (1987), Brian Cook-Brian Dennison (1991), Todd Abbott (1994), Richie Nye (1996) and Scott Roehl (2001) as no-hit specialists. Steve Krueger recorded the Southwest Conference's lowest league ERA in 1979 and 1980.

Another Nye helped the Hogs make history again on the final day of the 1999 regular season. Rodney Nye homered in each of his first three trips to the plate to help the Razorbacks to a victory that gave UA its first SEC Western Division and overall titles.

Baum Stadium has already seen its share of memorable games in its short lifespan, such as the Hogs' 11-run rally to beat South Carolina 17-16 in 1998 and a 16-0 win over Eastern Illinois in which David Walling fanned 16 batters to help give Norm DeBriyn his 1,000th career victory.

In 1999, the Razorbacks took their home-field advantage to a new level, going 14-1 in home SEC games and ending the season with 13-consecutive conference victories at the facility. The solid play in home league games helped the Hogs earn division and overall league titles and brought an NCAA regional to the UA campus for the first time in school history.

In 2004, Arkansas duplicated the feat again earning a share of the SEC crown and topping the SEC West. Picked last in the division to begin the season, Van Horn guided this gritty bunch of Hogs to their second league title since joining the SEC. For their efforts, Arkansas earned a coveted national seed in the NCAA tournament draw and hosted its second regional in school history.

The Razorbacks hosted the largest attended NCAA regional as 38,773 fans packed Baum Stadium for the three-day event. Arkansas didn't disappoint, although it took a historic comeback to send the home crowd away happy. Down to its last out in an elimination game against Wichita State, Arkansas got a grand slam from junior catcher Brady Toops to complete an improbable 11-9 comeback win against Wichita State. Arkansas held off the Shockers, 4-3, in the regional final to secure the school's first-ever NCAA Super Regional.

The following weekend, Arkansas dominated No. 12 Florida State in a two-game sweep of the Seminoles televised nationally by ESPN. Razorback fans set a new NCAA record for super regional attendance at an on-campus venue drawing 9,338, on Friday and 10,027 on Saturday. With the 4-2 win on Saturday, Arkansas clinched its fifth College World Series berth.

Omaha did not prove as kind to the Hogs, as Arkansas dropped a pair of games to Texas and Arizona. Despite the quick exit, the improbable run of this underdog Razorback squad captured the imagination of UA fans everywhere laying the groundwork for even bigger and better things to come.

During the 2009 regular season, Arkansas earned its first-ever No. 1 ranking and defeated Arizona State in front of a Baum-record 11,014 fans in the facility's first matchup between top-ranked teams; the Sun Devils were also ranked No. 1 at the time.

In 2009, having swept through the Norman Regional and Tallahassee Super Regional, upsetting national seeds Oklahoma and Florida State, respectively, the Razorbacks earned their sixth trip to Omaha.

Arkansas split its first two games, besting Cal State Fullerton and then losing to LSU. The Hogs found themselves one out away from elimination against Virginia before Brett Eibner lifted a two-run shot to left field to tie the game. Arkansas went on to win the instant classic, 4-3, in 12 innings. The Razorbacks closed out the CWS with a tie for third place.

The Razorbacks advanced to the Super Regionals for the fourth time in school history in 2010. Arkansas was selected to host a regional for the fifth time in program history and took full advantage of playing at home, defeating Washington State, 7-2, in a winner-take-all regional final. The Hogs advanced to play top seed Arizona State in the Tempe Super Regional and gave the Sun Devils all they could handle over two thrilling 12-inning contests. Arizona State won game one, 7-6, before taking game two, 7-5, to eliminate Arkansas.

A rich history with legendary players, coaches and games make Arkansas baseball a unique and treasured program. With Baum Stadium as a backdrop for the Razorbacks' continued competition in the toughest league in the nation, Arkansas baseball promises to bring fans many more great moments for many years to come.



Former Razorbacks Ronn Reynolds, Kevin McReynolds, Tim Lollar and Johnny Ray with long-time Arkansas head coach Norm DeBriyn (middle).



Razorbacks Finish Second In First CWS Appearance



Record: 49-15

SWC Record: 19-5

SWC Finish: Second

SWC Tournament Finish: Second

College World Series Finish: Second

All-America Selections: Ronn Reynolds, C

CWS All-Tournament Team: Marc Brumble, OF

All-SWC Selections: Steve Krueger, LHP; Johnny Ray, 2B; Ronn Reynolds, C; Ed Wallace, 1B

All-SWC Tournament Selections: Marc Brumble, OF; John Hennell, 1B; Johnny Ray, 2B; Ronn Reynolds, C; Scott Tabor, P; Larry Wallace, SS

1979 Roster

Head Coach: Norm DeBrynn

Assistant Coaches: Doug Clark, Tom Hilton and Ban Ormsby

Name	Pos.	Yr.	Hometown (High School/Last School)
Tim Alexander	RHP	So.	Ft. Smith (Southside)
Jeff Ash	OF	Jr.	Shawnee Mission, Kan. (North)
Donald Atkins	INF/OF	Fr.	Little Rock, Ark. (Parkview)
Bill Bakewell	RHP	Sr.	Tulsa, Okla. (Hale)
Powell Bowers	2B	Fr.	Mt. Pleasant, Texas (Mt. Pleasant)
Jeff Boyd	RHP	Jr.	Springfield, Mo. (Glendale)
Marc Brumble	OF	Sr.	Tulsa, Okla. (Hale)
Mark Bulgarelli	C	Sr.	Littleton, Colo. (Arapahoe)
Randal Carter	SS/3B	Jr.	Springfield, Mo. (Hillcrest)
Tim Clancy	C/1B	Jr.	Tulsa, Okla. (Bishop Kelley)
Steve Coker	3B	So.	Fayetteville, Ark. (Fayetteville)
Chris Day	LHP	So.	Houston, Texas (Sharpstown)
Rich Erwin	RHP	Sr.	Littleton, Colo. (Littleton)
Kevin Grover	LHP	Fr.	Janesville, Wis. (Craig)
Bill Grubb	INF/OF	Jr.	Tulsa, Okla. (Hale)
Jeff Haun	INF	Fr.	Overland Park, Kan. (South)
John Hennell	1B	Jr.	Ashland, Wis. (Ashland)
Stuart Huchingson	RHP	Fr.	West Memphis, Ark. (West Memphis)
Jeff Huddleston	RHP	So.	Texarkana, Texas (Liberty)
Albert Jiron	SS	Fr.	Lakewood, Colo. (Bear Creek)
Danny Johnson	RHP	Fr.	Pine Bluff, Ark. (Watson Chapel)
Rob Kauffman	3B	Jr.	Tulsa, Okla. (Hale)
Mike Kreymborg	RHP	Fr.	Tulsa, Okla. (Bishop Kelley)
Dave King	OF	Jr.	Elkins, Ark. (Elkins)
Steve Krueger	LHP	Jr.	Topeka, Kan. (West)
Bruce Lahay	LHP	So.	St. Louis, Mo. (Oakville)
Mike Martin	OF	Sr.	Moore, Okla. (Moore)
Dale McDaniel	RHP	Jr.	Kansas City, Mo. (Hickman)
Pat McGurk	RHP	Jr.	Muskogee, Okla. (Muskogee)
Bob McHale	RHP	Jr.	Tobyhanna, Pa. (Pocono)
Kevin McReynolds	OF	Fr.	North Little Rock, Ark. (Sylvan Hills)
Kevin Radford	2B	Jr.	Tulsa, Okla. (Memorial)
Johnny Ray	2B	Sr.	Chouteau, Okla. (Chouteau)
Ronn Reynolds	C	Jr.	Wichita, Kan. (Southeast)
Rickey Riddle	OF	Jr.	Hot Springs, Ark. (Hot Springs)
Billy Schock	RHP	Fr.	Deer Park, Texas (Deer Park)
John Stanley	LHP	Jr.	Little Rock, Ark. (Hall)
Scott Tabor	RHP	Fr.	Little Rock, Ark. (McClellan)
Ed Wallace	LHP	Sr.	Florissant, Mo. (McClure)
Larry Wallace	2B/SS	Sr.	Pine Bluff, Ark. (Pine Bluff)
Manual Warrior	RHP	Sr.	Sapulpa, Okla. (Kellyville)
Ron Waymire	RHP	Jr.	Tulsa, Okla. (Cascia Hall)
Andy White	RHP	So.	Newport, Ark. (Newport)
Luis Zambrana	OF	So.	Carolina, Puerto Rico



1979 Results


Date	Result	Opponent	Location
2/23	W, 7-1	William Jewell	Fayetteville
2/23	W, 13-2	William Jewell	Fayetteville
2/27	W, 5-0	Missouri Southern	Fayetteville
2/27	W, 3-2	Missouri Southern	Fayetteville
3/2	W, 2-0	*Texas	Fayetteville
3/3	L, 2-3	*Texas	Fayetteville
3/3	L, 0-1	*Texas	Fayetteville
3/4	L, 2-3	Southern Illinois	Fayetteville
3/4	L, 5-18	Southern Illinois	Fayetteville
3/5	W, 5-0	Southwest Baptist	Fayetteville
3/5	W, 9-2	Southwest Baptist	Fayetteville
3/6	W, 4-1	Tulsa	Fayetteville
3/6	W, 8-1	Tulsa	Fayetteville
3/9	W, 6-3	*Rice	Houston, Texas
3/10	W, 7-2	*Rice	Houston, Texas
3/10	W, 12-3	*Rice	Houston, Texas
3/16	W, 12-1	*Baylor	Fayetteville
3/17	W, 5-1	*Baylor	Fayetteville
3/17	L, 0-4	*Baylor	Fayetteville
3/19	W, 13-0	Missouri Western	Fayetteville
3/19	W, 7-6	Missouri Western (11)	Fayetteville
3/23	W, 7-1	*TCU	Fort Worth, Texas
3/24	W, 10-1	*TCU	Fort Worth, Texas
3/24	W, 9-4	*TCU	Fort Worth, Texas
3/26	W, 6-2	Eastern Michigan	Fayetteville
3/26	W, 1-0	Eastern Michigan	Fayetteville
3/27	W, 7-4	Iowa	Fayetteville
3/27	W, 6-0	Eastern Michigan	Fayetteville
3/30	W, 3-1	*SMU	Fayetteville
3/31	W, 3-1	*SMU	Fayetteville
3/31	W, 9-2	*SMU	Fayetteville
4/3	W, 5-1	SMS	Fayetteville
4/3	W, 4-3	SMS	Fayetteville
4/6	L, 8-9	*Texas Tech	Lubbock, Texas
4/7	W, 6-2	*Texas Tech	Lubbock, Texas
4/7	W, 12-9	*Texas Tech	Lubbock, Texas
4/13	W, 4-0	South Dakota	Fayetteville
4/13	W, 7-0	South Dakota	Fayetteville
4/14	W, 7-1	South Dakota	Fayetteville
4/14	W, 8-1	South Dakota	Fayetteville
4/17	L, 2-5	Oral Roberts	Tulsa, Okla.
4/20	W, 5-3	*Houston	Fayetteville
4/21	W, 3-0	*Houston	Fayetteville
4/21	W, 11-10	*Houston (8)	Fayetteville
4/27	L, 0-6	*Texas A&M	College Station, Texas
4/28	W, 2-0	*Texas A&M (11)	College Station, Texas
4/28	W, 9-1	*Texas A&M	College Station, Texas
	L, 8-9	Missouri Southern	Joplin, Mo.
	W, 6-5	Missouri Southern	Joplin, Mo.
	L, 6-7	Wichita State	Wichita, Kan.
	L, 4-5	Wichita State	Wichita, Kan.
5/12!	W, 6-1	Baylor	Austin, Texas
5/13!	L, 2-6	Texas	Austin, Texas
5/14!	W, 6-2	Texas A&M	Austin, Texas
5/14!	L, 6-12	Texas	Austin, Texas
5/25+	W, 12-11	George Washington	Tallahassee, Fla.
5/26+	W, 9-1	Florida	Tallahassee, Fla.
5/26+	W, 8-6	Delaware	Tallahassee, Fla.
5/27+	W, 4-3	Delaware	Tallahassee, Fla.
6/1#	W, 5-4	Pepperdine	Omaha, Neb.
6/3#	W, 10-3	Arizona	Omaha, Neb.
6/5#	W, 9-4	Texas	Omaha, Neb.
6/6#	L, 10-13	Cal State-Fullerton	Omaha, Neb.
6/8#	L, 1-2	Cal State-Fullerton	Omaha, Neb.

* - SWC Game ! - SWC Tournament + - NCAA East Regional

- College World Series



Razorbacks Win 51 Games and Finish Third at the CWS

**Record: 51-15****SWC Record: 13-7**

SWC Finish: Third

SWC Tournament Finish: First

College World Series Finish: Third

All-America Selections: Mike Loggins, OF

CWS All-Tournament Team: Jeff King, 3B; Ralph Kraus, OF

All-SWC Selections: Tim Deitz, P; Fred Farwell, P; Jeff King, 3B; Mike Loggins, OF; Norm Roberts, OF

All-SWC Tournament Selections: Tim Deitz, P; Fred Farwell, P; Jeff King, 3B; Mike Loggins, OF; Dave Patterson, 1B (MVP); Norm Roberts, OF; Doyle Wilson, C

1985 Roster

Head Coach: Norm DeBriyn

Assistant Coaches: Doug Clark, Dave Jorn, Rex Dickerson (GA), Rude Garcia (GA) Dave Van Horn (GA)

Name	Pos.	Yr.	Hometown (High School/Last School)
Joe Blair	2B	Fr.	Orlando, Fla. (Bishop)
Kevin Campbell	RHP	So.	Des Arc, Ark. (Des Arc)
Dera Clark	RHP	So.	Artesia, N.M. (Artesia)
Steve Clements	OF	Sr.	Vancouver, British Columbia (S. Idaho JC)
Jay Cleveland	RHP	So.	Amarillo, Texas (UTEP)
Tim Deitz	RHP	Jr.	Tulsa, Okla. (Hale)
Joe DiLeo	INF	Fr.	Scranton, Pa. (Central)
Bobby Joe Edmonds	OF	So.	St. Louis, Mo. (Luthern North)
Fred Farwell	LHP	Jr.	Nashua, N.H. (Crowder JC)
Fred Faust	RHP	Jr.	Fayetteville, Ark. (Fayetteville)
David Ferrell	2B	Jr.	West Fork, Ark. (Northark JC)
Chris Flake	OF	Fr.	North Little Rock, Ark. (Northeast)
Rob Gee	LHP	Jr.	North Little Rock, Ark. (Westark JC)
Ray Harris	LHP	Fr.	Jacksonville, Ark. (Jacksonville)
Jim Hartman	OF	Fr.	Bedford, Texas (Trinity)
Keith Helton	LHP	So.	North Little Rock, Ark. (Ole Main)
Howard Hilton	RHP	Sr.	Oxnard, Calif. (Oxnard JC)
Rick Huntze	RHP	Sr.	Tulsa, Okla. (Bacone JC)
Mark Jackson	OF	Jr.	North Little Rock, Ark. (Northeast)
Joe Jakoncuk	1B	Fr.	Cabot, Ark. (Cabot)
Kevin Kee	RHP	Fr.	Wichita Falls, Texas (Hirschi)
Keith Kerns	2B	Jr.	Salina, Okla. (Bacone JC)
Jeff King	3B	So.	Colorado Springs, Colo. (Rampart)
Ralph Kraus	1B/OF	Jr.	Plano, Texas (Plano)
Jim Kremers	INF	Fr.	North Little Rock, Ark. (Catholic)
Mike Loggins	OF	Jr.	Crossett, Ark. (Crossett)
Chris Lusker	C	Jr.	Pittsburg, Kan. (Labette JC)
Ron Meilleur	RHP	Fr.	Winnipeg, Canada (Winnipeg)
Gary Murphy	RHP	Jr.	Hazleton, Pa. (Luzerne JC)
Greg Murtha	C	Fr.	Little Rock, Ark. (Westark JC)
David Patterson	INF	Jr.	Ventura, Calif. (Ventura JC)
Tony Peters	C	Jr.	Nicholson, Pa. (Lackawanna)
Pat Rice	RHP	Jr.	Colorado Springs, Colo. (Academy)
Derrick Richardson	INF	Sr.	Fort Smith, Ark. (Northside)
Norm Roberts	OF	Sr.	Texarkana, Texas (Texas)
Ellis Roby	SS	Jr.	North Little Rock, Ark. (Ole Main)
Doyle Wilson	C	Jr.	Chandler, Ariz. (Mesa JC)

**1985 Results**

Date	Result	Opponent	Location
2/9	L, 2-5	Miami	Coral Gables, Fla.
2/9	L, 1-2	Miami	Coral Gables, Fla.
2/10	L, 0-4	Miami	Coral Gables, Fla.
2/16	W, 4-0	Oklahoma City	Fayetteville
2/16	W, 20-13	Oklahoma City	Fayetteville
2/17	W, 5-2	Oklahoma City	Fayetteville
2/22	W, 5-1	Kansas State	Fayetteville
2/25	W, 12-1	Missouri Southern	Fayetteville
2/25	W, 8-3	Missouri Southern	Fayetteville
3/1	W, 15-4	Lubbock Christian	Fayetteville
3/2	W, 15-1	Lubbock Christian	Fayetteville
3/2	W, 4-1	Lubbock Christian	Fayetteville
3/3	W, 11-3	Northwest Missouri St.	Fayetteville
3/4	W, 18-8	Northeast Missouri St.	Fayetteville
3/5	W, 15-6	Southeast Oklahoma St.	Fayetteville
3/8	W, 9-7	Indiana State	Fayetteville
3/9	W, 7-2	Indiana State	Fayetteville
3/9	W, 3-1	Indiana State	Fayetteville
3/17	W, 8-4	*Rice	Houston, Texas
3/17	L, 2-13	*Rice	Houston, Texas
3/18	W, 10-0	Missouri Western	Fayetteville
3/18	W, 4-0	Missouri Western	Fayetteville
3/19	W, 4-3	School of the Ozarks	Fayetteville
3/19	W, 6-0	School of the Ozarks	Fayetteville
3/22	W, 5-4	*Texas	Fayetteville
3/23	W, 2-1	*Texas	Fayetteville
3/23	L, 3-13	*Texas	Fayetteville
3/26	L, 1-3	Oklahoma State	Stillwater, Okla.
3/29	L, 2-6	*Texas A&M	College Station, Texas
3/31	W, 6-4	*Texas A&M	College Station, Texas
3/31	W, 15-4	*Texas A&M	College Station, Texas
4/2	L, 6-14	Oklahoma State	Fayetteville
4/5	W, 16-12	*Houston	Fayetteville
4/6	W, 5-4	*Houston	Fayetteville
4/6	L, 9-10	*Houston	Fayetteville
4/12	W, 14-4	*Texas Tech	Lubbock, Texas
4/13	W, 14-11	*Texas Tech	Lubbock, Texas
4/13	W, 22-5	*Texas Tech	Lubbock, Texas
4/16	W, 6-5	SMS	Fayetteville
4/19	W, 19-7	*TCU	Fort Worth, Texas
4/20	L, 3-4	*TCU	Fort Worth, Texas
4/20	W, 12-6	*TCU	Fort Worth, Texas
4/26	L, 6-7	*Baylor	Fayetteville
4/27	W, 5-4	*Baylor	Fayetteville
4/27	L, 8-11	*Baylor	Fayetteville
4/30	L, 2-16	Mississippi State	Greenville, Miss.
5/1	W, 13-1	Mississippi State	Little Rock, Ark.
5/3	W, 10-4	Kansas	Fayetteville
5/4	W, 6-5	Kansas	Fayetteville
5/4	W, 6-2	Kansas	Fayetteville
5/6	W, 14-4	Oklahoma Christian	Fayetteville
5/9	W, 6-4	Oral Roberts	Fayetteville
5/10	W, 5-1	Oral Roberts	Fayetteville
5/11	W, 9-5	Oral Roberts	Tulsa, Okla.
5/15!	W, 11-2	Louisiana-Lafayette	Fayetteville
5/17!	W, 6-4	Baylor	Fayetteville
5/18!	W, 9-5	Texas	Fayetteville
5/19!	W, 10-6	Texas	Fayetteville
5/23+	W, 20-13	Eastern Kentucky	Tallahassee, Fla.
5/24+	W, 13-9	George Mason	Tallahassee, Fla.
5/25+	W, 7-6	Florida State	Tallahassee, Fla.
5/26+	W, 7-5	Georgia Tech	Tallahassee, Fla.
5/31#	W, 1-0	South Carolina	Omaha, Neb.
6/3#	L, 4-5	Mississippi State	Omaha, Neb.
6/6#	W, 10-4	Stanford	Omaha, Neb.
6/8#	L, 7-8	Texas	Omaha, Neb.

* - SWC Game ! - SWC Tournament + - NCAA South II Regional

- College World Series

HAZARBACKS

COACHES

PLAYERS

BAUM STADIUM

2010 SEASON

2011 OPPONENTS

HISTORY

UNIVERSITY



Hogs Make Third Appearance in CWS and Finish Fifth



Record: 51-16

SWC Record: 17-4

SWC Finish: Second

SWC Tournament Finish: Second

College World Series Finish: Fifth

All-America Selections: Andy Skeels, C

CWS All-Tournament Team: None

All-SWC Selections: Bobby Edwards, P; Tim Peters, P; Andy Skeels, C

All-SWC Tournament Selections: Andy Skeels, C

1987 Roster

Head Coach: Norm DeBriyn

Assistant Coaches: Doug Clark, Dave Jorn, Dave Van Horn (GA), Jerry Pufall (GA)

Name	Pos.	Yr.	Hometown (High School/Last School)
Jim Anderson	C/OF	Fr.	St. Louis, Mo. (Lindbergh)
Bob Bailey	INF	Fr.	Newport, Ark. (Newport)
Randy Bobb	1B	Jr.	Broken Arrow, Okla. (Broken Arrow)
Jim Calhoun	INF	Fr.	Jacksonville, Ark. (Jacksonville)
Dan Campbell	OF	Jr.	Palos Verdes, Calif. (L.A. Harbor JC)
Kyle Caple	C	Fr.	Plano, Texas (Plano)
Bubba Carpenter	OF/LHP	Fr.	Winslow, Ark. (West Fork)
John Cebuhar	LHP	Jr.	Tulsa, Okla. (East Oklahoma JC)
Jay Cleveland	RHP	Sr.	Amarillo, Texas (UTEP)
Stan Click	OF	Jr.	Crossett, Ark. (Garden City JC)
Greg D'Alexander	3B	Fr.	Allen Park, Mich. (Cabrini)
Bob Edwards	RHP	Jr.	Salt Lake City, Utah (Coll. of S. Idaho)
Troy Eklund	1B/OF	So.	Kansas City, Mo. (Parkhill)
Dennis Fletcher	RHP	So.	Farmington, Ark. (Farmington)
Shawn Gore	1B/OF	Fr.	West Fork, Ark. (Farmington)
Bill Gunger	OF	So.	Auburn, NY (Quinnipiac College)
Ray Harris	LHP	Jr.	Jacksonville, Ark. (Jacksonville)
Keith Helton	LHP	Sr.	North Little Rock, Ark. (Ole Main)
Mickey House	OF	So.	DeKalb, Texas (Texarkana JC)
Greg King	INF	Fr.	Lenexa, Kan. (Shawnee Mission South)
Jim Kremers	C/OF	Jr.	North Little Rock, Ark. (Catholic)
Allen Lester	LHP	Fr.	Fort Smith, Ark. (Southside)
Rod Moore	OF	Sr.	Oklahoma City, Okla. (Seminole JC)
Mike Oquist	RHP	Fr.	LaJunta, Colo. (LaJunta)
Tim Peters	RHP	Sr.	Portland, Ore. (Coll. of S. Idaho)
Tony Peters	C	Sr.	Nicholson, Pa. (Lackawana JC)
Jim Phillips	1B	Jr.	Texarkana, Texas (Seminole JC)
Scott Pose	INF	So.	West Des Moines, Iowa (Iowa West CC)
Ken Reese	INF	Jr.	Texarkana, Texas (Panola JC)
Tim Sherrill	LHP	Sr.	Harrison, Ark. (North Arkansas CC)
Britt Shoptaw	RHP	Fr.	Little Rock, Ark. (McClellan)
Mike Sisco	SS	Sr.	Des Peres, Mo. (Merramec JC)
Andy Skeels	C/OF	Sr.	Thousand Oaks, Calif. (Oxnard JC)
Don Thomas	3B/OF	So.	Pine Bluff, Ark. (Dollardway)
Kendall Trainor	OF	So.	Fredonia, Kan. (Fredonia)
Spencer Wilkinson	RHP	Jr.	Muskogee, Okla. (Connors State CC)
Kelly Zane	INF	Jr.	Wichita, Kan. (Butler County CC)



1987 Results

Date	Result	Opponent	Location
2/14	W, 3-1	Memphis	Memphis, Tenn.
2/14	T, 2-2	Memphis	Memphis, Tenn.
2/21	W, 21-5	Memphis	Fayetteville
2/22	W, 14-7	Memphis	Fayetteville
2/23	W, 4-3	Missouri Southern	Fayetteville
2/23	W, 13-10	Missouri Southern	Fayetteville
2/25	L, 4-6	Hawaii Pacific	Honolulu, Hawaii
2/26	W, 10-7	Hawaii Pacific	Honolulu, Hawaii
2/27	L, 4-8	Hawaii	Honolulu, Hawaii
2/28	L, 5-6	Hawaii (10)	Honolulu, Hawaii
3/1	W, 9-7	Hawaii (10)	Honolulu, Hawaii
3/2	W, 7-4	Hawaii	Honolulu, Hawaii
3/6	L, 3-4	Kansas State	Fayetteville
3/7	W, 12-7	Kansas State	Fayetteville
3/8	W, 13-4	North Texas	Fayetteville
3/9	W, 13-3	Lubbock Christian	Fayetteville
3/10	W, 20-10	St. Louis	Fayetteville
3/11	W, 9-0	St. Louis	Fayetteville
3/11	W, 15-5	St. Louis	Fayetteville
3/13	W, 10-3	Northern Iowa	Fayetteville
3/14	W, 8-3	Western Kentucky	Fayetteville
3/15	W, 5-2	Western Kentucky	Fayetteville
3/15	L, 5-11	Washington State	Fayetteville
3/20	W, 17-10	*Texas A&M	College Station, Texas
3/21	W, 8-2	*Texas A&M	College Station, Texas
3/21	W, 7-3	*Texas A&M	College Station, Texas
3/25	L, 1-8	Oklahoma State	Stillwater, Okla.
3/27	L, 3-4	*Houston	Fayetteville
3/28	W, 10-3	*Houston	Fayetteville
3/28	W, 12-6	*Houston	Fayetteville
3/31	W, 11-2	Missouri-St. Louis	Fayetteville
3/31	W, 14-2	Missouri-St. Louis	Fayetteville
4/3	W, 2-0	*Texas Tech	Lubbock, Texas
4/4	W, 8-6	*Texas Tech	Lubbock, Texas
4/4	W, 9-0	*Texas Tech	Lubbock, Texas
4/7	W, 16-2	Evangel	Fayetteville
4/10	W, 9-7	*TCU	Fort Worth, Texas
4/11	L, 6-7	*TCU	Fort Worth, Texas
4/11	W, 13-7	*TCU	Fort Worth, Texas
4/15	W, 12-11	Oklahoma	Fayetteville
4/17	W, 5-3	*Baylor	Fayetteville
4/18	W, 8-0	*Baylor	Fayetteville
4/18	W, 6-5	*Baylor	Fayetteville
4/20	W, 12-1	School of the Ozarks	Fayetteville
4/21	W, 9-8	Oklahoma State	Fayetteville
4/24	W, 4-3	*Rice	Houston, Texas
4/25	W, 5-1	*Rice	Houston, Texas
4/25	W, 3-0	*Rice	Houston, Texas
4/28	W, 14-10	SE Oklahoma St.	Fayetteville
4/29	W, 20-5	Missouri Southern	Fayetteville
5/1	L, 5-9	*Texas	Fayetteville
5/2	W, 9-3	*Texas	Fayetteville
5/2	L, 1-4	*Texas	Fayetteville
5/7	W, 14-4	Oral Roberts	Fayetteville
5/8	W, 17-5	Oral Roberts	Fayetteville
5/10	L, 2-10	Oral Roberts	Tulsa, Okla.
5/10	L, 11-12	Missouri (10)	Columbia, Mo.
5/15!	W, 4-3	Texas A&M	Austin, Texas
5/17!	L, 10-3	Texas	Austin, Texas
5/17!	W, 14-9	Houston	Austin, Texas
5/18!	L, 2-3	Texas	Austin, Texas
5/22+	W, 10-7	Middle Tennessee	Huntsville, Ala.
5/22+	W, 7-2	West Virginia	Huntsville, Ala.
5/23+	W, 6-5	Clemson (10)	Huntsville, Ala.
5/24+	W, 4-2	Clemson	Huntsville, Ala.
5/30#	L, 6-13	Texas	Omaha, Neb.
5/31#	W, 5-4	Georgia	Omaha, Neb.
6/3#	L, 2-5	LSU	Omaha, Neb.

* - SWC Game ! - SWC Tournament + - NCAA South I Regional

- College World Series



Razorbacks Make Third CWS Appearance in Five Years and Fourth Overall

**Record: 51-16****SWC Record: 17-4**

SWC Finish: Tied-First

SWC Tournament Finish: Second

College World Series Finish: Fifth

All-America Selections: Troy Eklund, OF

CWS All-Tournament Team: None

All-SWC Selections: Bubba Carpenter, 1B/OF; Greg D'Alexander, 3B; Troy Eklund, OF; Mike Oquist, P; Scott Pose, OF; Phillip Stidham, P; Mark Swope, P

All-SWC Tournament Selections: None

1989 Roster

Head Coach: Norm DeBriyn

Assistant Coaches: Doug Clark, John Luedtke, Abraham Flores (GA), Rod Moore (GA), Shannon Rhea (GA)

Name	Pos.	Yr.	Hometown (High School/Last School)
Bill Abbottt	RHP	Jr.	Springfield, Mo. (Labette CC)
Doug Bennett	RHP	Fr.	Springfield, Mo. (Hillcrest)
Brent Birch	LHP	Fr.	North Little Rock, Ark. (Northeast)
Greg Boyd	C	Jr.	Paragould, Ark. (Three Rivers JC)
Chris Bryan	LHP	So.	Pine Bluff, Ark. (Pine Bluff)
Jim Calhoon	INF	Jr.	Jacksonville, Ark. (Jacksonville)
Bubba Carpenter	INF/OF	So.	Brentwood, Ark. (West Fork)
Jay Carpenter	INF/OF	Jr.	Brentwood, Ark. (Arkansas Tech)
Brian Cook	RHP	Fr.	Tulsa, Okla. (Memorial)
Greg D'Alexander	3B	Jr.	Allen Park, Mich. (Cabrini)
Charles Downey	SS	Fr.	League City, Texas (Dickinson)
Troy Eklund	OF	Sr.	Kansas City, Kan. (Park Hill)
Scott Epps	SS	Fr.	Jenks, Okla. (Jenks)
Haden Etheridge	OF	So.	North Little Rock, Ark. (Northeast)
Dennis Fletcher	RHP	Sr.	Farmington, Ark. (Farmington)
Tony Gilmore	C	Jr.	Tulsa, Okla. (Eastern Oklahoma JC)
Juju Harshaw	C/OF	Fr.	North Little Rock, Ark. (Northeast)
Glen Ray Hines	1B/3B	So.	Houston, Texas (Rice)
Todd Hobson	OF	Fr.	Indianapolis, Ind. (Lawrence North)
Dan Hreha	INF	Fr.	Brooklyn Center, Minn. (Park Center)
Cole Hyson	RHP	Jr.	Durango, Colo. (Eastern Utah)
Brett Kemohah	C/OF	Fr.	Vinita, Okla. (Vinita)
Greyson Liles	1B/OF	Fr.	Houston, Texas (Bellaire)
Ron Moore	OF	So.	Oklahoma City, Okla. (Murray State JC)
Mike Oquist	RHP	Jr.	LaJunta, Colo. (LaJunta)
Scott Osmon	RHP	Sr.	Mountain Home, Ark. (North Ark CC)
Kirk Piskor	C	Fr.	Plano, Texas (Plano East)
Scott Pose	OF	Sr.	West Des Moines, Iowa (Iowa West JC)
Peter Raether	RHP	Fr.	Edina, Minn. (Edina)
Phillip Stidham	RHP	Fr.	Tulsa, Okla. (Nathan Hale)
Rod Stillwell	SS	Sr.	Thousand Oaks, Calif. (Moorpark JC)
Mark Swope	RHP	So.	Spring Hill, Kan. (Spring Hill)
Jim Tejcek	RHP	Jr.	San Diego, Calif. (Southern Idaho)
Don Thomas	OF	Sr.	Pine Bluff, Ark. (Dollarway)
Tim Thomas	2B	So.	St. Paul, Minn. (Iowa Western JC)

**1989 Results**


Date	Result	Opponent	Location
2/19	W, 5-1	Wichita State	Fayetteville
2/24	W, 6-2	Missouri Southern	Fayetteville
2/25	W, 3-2	Kansas	Fayetteville
2/25	W, 7-0	Kansas	Fayetteville
2/26	W, 18-4	Kansas	Fayetteville
2/28	W, 8-4	Kentucky	Lakeland, Fla.
3/1	W, 2-1	Penn State	Lakeland, Fla.
3/1	L, 2-6	Kentucky	Lakeland, Fla.
3/2	L, 2-6	Western Michigan	Lakeland, Fla.
3/3	W, 8-2	Eckerd	Lakeland, Fla.
3/4	W, 15-0	Western Michigan	Lakeland, Fla.
3/10	W, 1-0	Iowa State	Fayetteville
3/11	W, 9-4	Iowa State	Fayetteville
3/12	W, 4-1	Nebraska	Fayetteville
3/13	W, 9-1	Stephen F. Austin	Fayetteville
3/14	W, 13-4	Wisconsin-Osh Kosh	Fayetteville
3/15	W, 9-4	Wisconsin-Osh Kosh	Fayetteville
3/17	W, 3-2	Northwestern St.	Shreveport, La.
3/18	L, 2-10	Oklahoma State	Shreveport, La.
3/19	L, 4-8	Louisiana-Lafayette	Shreveport, La.
3/20	W, 14-4	Northern Iowa	Fayetteville
3/21	W, 12-1	Southwest Baptist	Fayetteville
3/22	W, 14-5	School of the Ozarks	Fayetteville
3/22	W, 10-0	School of the Ozarks	Fayetteville
3/24	W, 10-1	*Houston	Fayetteville
3/25	W, 3-0	*Houston	Fayetteville
3/25	W, 8-3	*Houston	Fayetteville
3/27	W, 11-3	St. Olaf	Fayetteville
3/31	W, 12-0	*Texas Tech	Lubbock, Texas
4/1	W, 3-2	*Texas Tech	Lubbock, Texas
4/1	W, 6-5	*Texas Tech	Lubbock, Texas
4/4	W, 10-4	Oklahoma State	Stillwater, Okla.
4/5	W, 6-4	Evangel	Fayetteville
4/7	W, 5-4	*TCU	Fort Worth, Texas
4/8	W, 8-6	*TCU	Fort Worth, Texas
4/8	W, 11-3	*TCU	Fort Worth, Texas
4/9	W, 11-1	Southeastern (Okla.) St.	Fayetteville
4/10	L, 8-10	Dallas Baptist	Fayetteville
4/11	W, 7-4	Missouri	Columbia, Mo.
4/14	W, 8-4	*Baylor	Fayetteville
4/15	W, 9-1	*Baylor	Fayetteville
4/15	W, 10-3	*Baylor	Fayetteville
4/19	W, 9-8	Northeastern (Okla.) St.	Fayetteville
4/21	W, 10-2	*Rice	Houston, Texas
4/22	L, 1-3	*Rice	Houston, Texas
4/22	W, 8-4	*Rice	Houston, Texas
4/26	L, 2-3	Oklahoma	Fayetteville
4/28	L, 4-5	*Texas	Fayetteville
4/29	W, 8-4	*Texas	Fayetteville
4/29	W, 14-7	*Texas	Fayetteville
4/30	W, 9-4	Kansas State	Fayetteville
5/1	L, 2-7	Kansas State	Fayetteville
5/5	W, 11-9	*Texas A&M (16)	College Station, Texas
5/6	L, 2-3	*Texas A&M	College Station, Texas
5/7	L, 0-9	*Texas A&M	College Station, Texas
5/10	W, 10-6	Oklahoma State	Fayetteville
5/18!	L, 3-8	Texas	College Station, Texas
5/19!	W, 5-4	Houston	College Station, Texas
5/20!	L, 1-9	Texas	College Station, Texas
5/25+	L, 5-7	Le Moyne	Waterbury, Conn.
5/26+	W, 8-2	George Washington	Waterbury, Conn.
5/28+	W, 9-2	Illinois	Waterbury, Conn.
5/29+	W, 1-0	Arizona State	Waterbury, Conn.
5/29+	W, 6-5	Le Moyne	Waterbury, Conn.
6/2#	L, 1-3	Wichita State	Omaha, Neb.
6/4#	W, 7-3	North Carolina	Omaha, Neb.
6/6#	L, 8-4	Wichita State	Omaha, Neb.

* - SWC Game ! - SWC Tournament + - NCAA Midwest Regional

- College World Series



Arkansas Returns to the CWS Under Dave Van Horn



Record: 45-24

SEC Record: 19-11

SEC Finish: First

SEC Tournament Finish: Third

College World Series Finish: Seventh

All-America Selections: None

CWS All-Tournament Selections: None

All-SEC Selections: Scott Hode, SS

All-SEC Tournament Selections: Jake Dugger, OF

2004 Roster

Head Coach: Dave Van Horn

Assistant Coaches: Matt Deggs, Dave Jorn and Tom Pagnozzi

Name	Pos.	Yr.	Hometown (High School/Last School)
Charley Boyce	RHP	So.	Broken Arrow, Okla. (Tulsa Union)
Clint Brannon	LHP	Jr.	Bradford, Ark. (Bradford)
Scott Bridges	INF/OF	Jr.	White Hall, Ark. (White Hall)
Robby Daniel	RHP	Fr.	Poyen, Ark. (Poyen)
Devin Day	INF	Jr.	Gilbert, Ariz. (Gilbert)
Jason Deere	C/OF	So.	Conway, Ark. (Conway)
Jake Dugger	OF	Fr.	Omaha, Neb. (Millard West)
James Gilbert	LHP	Fr.	Katy, Texas (James E. Taylor)
Boyd Goodner	RHP	Sr.	Benton, Ark. (Benton)
Clay Goodwin	1B/3B	Jr.	Benton, Ark. (Benton)
Brett Hagedorn	INF	Sr.	Fort Smith, Ark. (Southside)
Caton Hall	RHP	Sr.	McCrory, Ark. (McCrory)
Danny Hamblin	3B/1B	Fr.	Rowlett, Texas (Rowlett)
Scott Hode	INF	Jr.	Crystal Lake, Ill. (Crystal Lake)
Trey Holloway	LHP	Jr.	Booneville, Ark. (Booneville)
Ryan Lennerton	LHP	So.	Langley, British Columbia (Brookwood)
Daryl Maday	RHP	Fr.	Bristol, Wis. (Westosha)
Brian McLelland	RHP	Fr.	DeQueen, Ark. (DeQueen)
Knox McCorquodale	C/1B	Fr.	Orange, Texas (Little Cypress)
Bubbs Merrill	INF	Sr.	Omaha, Neb. (Millard North)
Blake Parker	C/1B/OF	Fr.	Fayetteville, Ark. (Fayetteville)
Haas Pratt	INF	Sr.	San Diego, Calif. (Rancho Bernardo)
Stephen Robison	OF	Fr.	Tulsa, Okla. (Union)
Casey Rowlett	INF/OF	Jr.	Jones, Okla. (Jones)
Jay Sawatski	LHP	Sr.	Little Rock, Ark. (Pulaski Academy)
Joe Skinner	LHP	Fr.	Grand Rapids, Mich. (South Christian)
Josh Smith	RHP	So.	Lake Havasu City, Ariz. (Lake Havasu)
Matt Stallings	RHP	So.	Colleyville, Texas (Missouri)
Brady Toops	C	Jr.	New London, Minn. (New London)
Kern Watts	OF	Fr.	Brampton, Ontario (Brampton Centennial)
Justin White	RHP	Fr.	Fort Gibson, Okla. (Fort Gibson)



2004 Results


Date	Result	Opponent	Location
2/13	W, 2-0	Louisiana Tech	Fayetteville
2/14	W, 22-2	Louisiana Tech	Fayetteville
2/15	W, 13-2	Louisiana Tech	Fayetteville
2/20	W, 14-7	St. John's	Fayetteville
2/21	W, 6-5	St. John's	Fayetteville
2/22	W, 14-3	St. John's	Fayetteville
2/24	W, 7-1	McNeese State	Fayetteville
2/25	W, 7-2	McNeese State	Fayetteville
2/27	L, 1-3	New Mexico	College Station, Texas
2/27	L, 5-7	Texas A&M	College Station, Texas
2/28	W, 13-3	New Mexico	College Station, Texas
2/28	W, 6-4	Texas A&M	College Station, Texas
2/29	L, 7-9	Texas A&M	College Station, Texas
2/29	W, 5-2	New Mexico	College Station, Texas
3/6	L, 1-4	Texas-Pan American	Edinburg, Texas
3/7	L, 4-11	Texas-Pan American	Edinburg, Texas
3/12	W, 4-3	Illinois - Chicago	Fayetteville
3/14	L, 1-9	Illinois - Chicago	Fayetteville
3/16	W, 10-9	Centenary	Fayetteville
3/17	W, 15-3	Centenary	Fayetteville
3/19	L, 1-11	*Florida	Gainesville, Fla.
3/20	W, 8-2	*Florida	Gainesville, Fla.
3/21	L, 6-7	*Florida (10)	Gainesville, Fla.
3/26	W, 5-3	*South Carolina	Fayetteville
3/27	W, 5-4	*South Carolina	Fayetteville
3/28	L, 2-10	*South Carolina	Fayetteville
3/30	W, 10-4	Wichita State	Fayetteville
4/2	L, 3-6	*Alabama	Fayetteville
4/3	W, 7-2	*Alabama	Fayetteville
4/4	W, 11-6	*Alabama	Fayetteville
4/6	L, 5-6	SMS (16)	Fayetteville
4/9	W, 11-8	*LSU	Baton Rouge, La.
4/10	W, 11-10	*LSU	Baton Rouge, La.
4/11	W, 7-5	*LSU	Baton Rouge, La.
4/13	L, 4-6	Oral Roberts	Fayetteville
4/16	W, 6-3	*Vanderbilt	Nashville, Tenn.
4/17	W, 9-4	*Vanderbilt	Nashville, Tenn.
4/18	L, 8-14	*Vanderbilt	Nashville, Tenn.
4/20	W, 5-2	Oklahoma State	Fayetteville
4/23	W, 9-4	*Kentucky	Fayetteville
4/24	W, 5-4	*Kentucky	Fayetteville
4/25	W, 11-10	*Kentucky	Fayetteville
4/27	W, 8-4	Oral Roberts	Tulsa, Okla.
4/30	L, 3-9	*Tennessee	Fayetteville
5/1	W, 4-1	*Tennessee	Fayetteville
5/2	W, 5-3	*Tennessee	Fayetteville
5/7	L, 0-1	*Ole Miss	Oxford, Miss.
5/8	W, 3-1	*Ole Miss	Oxford, Miss.
5/9	L, 3-5	*Ole Miss	Oxford, Miss.
5/11	W, 13-2	Texas-Pan American	Fayetteville
5/15	L, 2-3	*Mississippi State	Starkville, Miss.
5/16	L, 4-5	*Mississippi State	Starkville, Miss.
5/16	W, 4-2	*Mississippi State	Starkville, Miss.
5/21	W, 9-7	*Auburn	Fayetteville
5/22	L, 4-7	*Auburn	Fayetteville
5/23	W, 15-3	*Auburn	Fayetteville
5/26!	L, 6-8	Tennessee	Hoover, Ala.
5/27!	W, 4-3	Ole Miss	Hoover, Ala.
5/28!	W, 4-1	Tennessee	Hoover, Ala.
5/29!	L, 2-3	South Carolina	Hoover, Ala.
6/4+	W, 4-1	Le Moyne	Fayetteville
6/5+	L, 1-4	Wichita State	Fayetteville
6/5+	W, 10-7	Missouri	Fayetteville
6/6+	W, 11-9	Wichita State	Fayetteville
6/6+	W, 4-3	Wichita State	Fayetteville
6/11\$	W, 7-5	Florida State	Fayetteville
6/12\$	W, 4-2	Florida State	Fayetteville
6/18#	L, 2-13	Texas	Omaha, Neb.
6/19#	L, 2-7	Arizona	Omaha, Neb.

* - SEC ! - SEC Tournament + - NCAA Fayetteville Regional

\$ - NCAA Fayetteville Super Regional # - College World Series



Postseason Push Leads Arkansas to Sixth CWS Appearance

**Record: 41-24****SEC Record: 14-15**

SEC Finish: Seventh

SEC Tournament Finish: Third

College World Series Finish: Third

All-America Selections: Zack Cox (Freshman)

CWS All-Tournament Selections: None

All-SEC Selections: None

All-SEC Tournament Selections: Bo Bigham, INF; Zack Cox, INF; Ben Tschepikow, INF

2009 Roster

Head Coach: Dave Van Horn

Assistant Coaches: Todd Butler, Dave Jorn and Chris Curry

Name	Pos.	Yr.	Hometown (High School/Last School)
Kyle Atkins	OF	Fr.	DeQueen, Ark. (DeQueen HS)
Bo Bigham	INF	Fr.	Texarkana, Ark. (Arkansas HS)
Bryan Bigham	RHP	Jr.	Allen, Texas (Navarro College)
Mike Bolsinger	RHP	Jr.	McKinney, Texas (Grayson [Texas] CC)
Tim Carver	INF	Fr.	Fayetteville, Ark. (Fayetteville HS)
Ryan Cisterna	C	Sr.	Gilbert, Ariz. (Chandler-Gilbert [Ariz.] JC)
Trevor Cousineau	LHP	Fr.	Davison, Mich. (Davison HS)
Zack Cox	INF/RHP	Fr.	Louisville, Ky. (Pleasure Ridge Park HS)
Andrew Darr	OF/INF	Sr.	Gilbert, Ariz. (Chandler-Gilbert [Ariz.] JC)
Geoffrey Davenport	LHP	Fr.	Ft. Worth, Texas (Paschal HS)
Brett Eibner	OF/RHP	So.	Houston, Texas (The Woodlands HS)
T.J. Forrest	RHP	Jr.	Bossier City, La. (Bossier Parish CC)
Seth Gardner	OF	Fr.	Dallas, Texas (Highland Park HS)
Zack Hall	LHP	Fr.	Springdale, Ark. (Har Ber HS)
Tom Hauskey	C	Jr.	Springdale, Ark. (Springdale HS)
Jeremy Heatley	RHP	Jr.	Breckenridge, Texas (North Lake College)
Jacob House	OF/INF	So.	Mansfield, Texas (Timberview HS)
Dallas Keuchel	LHP	Jr.	Tulsa, Okla. (Bishop Kelley HS)
Christian Kowalchuk	LHP	Jr.	Saskatoon, Saskatchewan (Seward CC)
Collin Kuhn	OF/INF	Fr.	Beaver Dam, Wis. (Beaver Dam HS)
Chase Leavitt	OF	Sr.	St. George, Utah (Dixie College/CCSN)
Scott Limbocker	LHP	So.	Overland Park, Kan. (Blue Valley North HS)
Scott Lyons	INF	Sr.	Covina, Calif. (Mt. San Antonio [Calif.] JC)
James Mahler	RHP	So.	Sandy, Utah (Jordan HS)
James McCann	C	Fr.	Santa Barbara, Calif. (Dos Pueblos HS)
Jarrold McKinney	OF	Fr.	Hughes Springs, Texas (Hughes Springs HS)
Sam Murphy	RHP	So.	Omaha, Neb. (Westside HS)
Jonathan Perlman	INF	Fr.	Dallas, Texas (Highland Park HS)
Stephen Richards	LHP	Jr.	Plano, Texas (Plano East HS)
Zac Russell	C	Fr.	Bulverde, Texas (Smithson Valley HS)
Travis Sample	OF	So.	Dallas, Texas (Howard JC)
Drew Smyly	LHP	Fr.	Little Rock, Ark. (Central HS)
Ben Tschepikow	INF	Sr.	Fayetteville, Ark. (Fayetteville HS)
Kendall Wehrle	INF/RHP	Fr.	Papillion, Neb. (Papillion-La Vista South HS)
Justin Wells	RHP	Sr.	Bryant, Ark. (Texarkana College)
Andy Wilkins	INF	So.	Broken Arrow, Okla. (Broken Arrow HS)

**2009 Results**

Date	Result	Opponent	Location
2/20	W, 4-2	Washington State	Fayetteville
2/21	W, 7-5	Washington State	Fayetteville
2/22	W, 4-3	Washington State	Fayetteville
2/24	L, 3-9	Kansas	Fayetteville
2/25	W, 9-8	Kansas	Fayetteville
2/27	W, 8-7	Western Illinois	Fayetteville
3/3	W, 7-3	Valparaiso	Fayetteville
3/4	W, 9-6	Valparaiso	Fayetteville
3/6	W, 5-4	California	Fayetteville
3/7	L, 6-12	California	Fayetteville
3/8	W, 13-3	California	Fayetteville
3/10	L, 3-8	Centenary	Shreveport, La.
3/13	W, 11-4	Florida*	Fayetteville
3/14	W, 8-4	Florida*	Fayetteville
3/15	W, 4-2	Florida*	Fayetteville
3/17	W, 7-3	Nebraska	Fayetteville
3/18	L, 4-7	Nebraska	Fayetteville
3/20	W, 3-2	Auburn*	Auburn, Ala.
3/21	W, 10-6	Auburn*	Auburn, Ala.
3/22	W, 12-6	Auburn*	Auburn, Ala.
3/25	W, 10-0	Missouri State	Fayetteville
3/27	W, 20-9	Mississippi State*	Fayetteville
3/27	W, 5-1	Mississippi State*	Fayetteville
3/29	L, 4-12	Mississippi State*	Fayetteville
3/31	W, 2-0	Missouri State	Springfield, Mo.
4/3	W, 6-4	South Carolina*	Columbia, S.C.
4/4	L, 1-9	South Carolina*	Columbia, S.C.
4/5	W, 7-4	South Carolina*	Columbia, S.C.
4/7	W, 7-3	Arizona State	Fayetteville
4/8	W, 8-7	Arizona State	Fayetteville
4/10	L, 0-9	Vanderbilt*	Fayetteville
4/11	L, 6-13	Vanderbilt*	Fayetteville
4/14	L, 2-3	Louisiana-Monroe	Fayetteville
4/15	W, 10-9	Louisiana-Monroe	Fayetteville
4/17	L, 3-4	Georgia*	Athens, Ga.
4/18	L, 3-4	Georgia*	Athens, Ga.
4/19	W, 2-0	Georgia*	Athens, Ga.
4/21	W, 9-6	Oral Roberts	Tulsa, Okla.
4/24	W, 9-3	Tennessee*	Knoxville, Tenn.
4/25	L, 4-5	Tennessee*	Knoxville, Tenn.
4/26	W, 15-8	Tennessee*	Knoxville, Tenn.
4/28	W, 8-7	Oklahoma	Fayetteville
5/2	W, 11-4	LSU*	Fayetteville
5/2	L, 0-5	LSU*	Fayetteville
5/3	L, 3-4	LSU*	Fayetteville
5/8	L, 1-2	Alabama*	Tuscaloosa, Ala.
5/9	L, 6-8	Alabama*	Tuscaloosa, Ala.
5/10	L, 5-6	Alabama*	Tuscaloosa, Ala.
5/12	W, 3-2	Oral Roberts	Fayetteville
5/14	L, 5-7	Ole Miss*	Fayetteville
5/15	L, 3-9	Ole Miss*	Fayetteville
5/16	L, 3-16	Ole Miss*	Fayetteville
5/20	W, 8-5	Florida!	Hoover, Ala.
5/21	L, 1-2	Georgia!	Hoover, Ala.
5/22	W, 10-7	Florida!	Hoover, Ala.
5/23	L, 1-11	Vanderbilt!	Hoover, Ala.
5/29	W, 10-3	Washington State+	Norman, Okla.
5/30	W, 17-6	Oklahoma+	Norman, Okla.
5/31	W, 11-0	Oklahoma+	Norman, Okla.
6/5	W, 7-2	Florida State\$	Tallahassee, Fla.
6/6	W, 9-8	Florida State\$	Tallahassee, Fla.
6/13	W, 10-6	Cal St. Fullerton#	Omaha, Neb.
6/15	L, 1-9	LSU#	Omaha, Neb.
6/17	W, 4-3	Virginia#	Omaha, Neb.
6/19	L, 5-14	LSU#	Omaha, Neb.

* - SEC ! - SEC Tournament + - NCAA Norman Regional

\$ - NCAA Tallahassee Super Regional # - College World Series

HAZARBACKS

COACHES

PLAYERS

BAUM STADIUM

2010 SEASON

2011 OPPONENTS

HISTORY

UNIVERSITY



NCAA Tournament (53-49, .520)		
Regional Record:		
	39-33 (.542)	
Super Regional Record:		
	5-4 (.556)	
College World Series Record:		
	9-12 (.429)	

2010 Fayetteville Regional (3-1)		
Baum Stadium • Fayetteville, Ark.		
Grambling State	W	19-7
Washington State	W	6-4
Washington State	L	7-10
Washington State	W	7-2

2010 Tempe Super Regional (0-2)		
Packard Stadium • Tempe, Ariz.		
Arizona State	L	6-7 (12)
Arizona State	L	5-7 (12)

2009 Norman Regional (3-0)		
Mitchell Park • Norman, Okla.		
Washington State	W	10-3
Oklahoma	W	17-6
Oklahoma	W	11-0

2009 Tallahassee Super Regional (2-0)		
Howser Stadium • Tallahassee, Fla.		
Florida State	W	7-2
Florida State	W	9-8

2009 College World Series (2-2)		
Rosenblatt Stadium • Omaha, Neb.		
CS Fullerton	W	10-6
LSU	L	1-9
Virginia	W	4-3 (12)
LSU	L	5-14

2008 Stanford Regional (0-2)		
Klein Field • Palo Alto, Calif.		
Pepperdine	L	3-4
Stanford	L	1-5

2007 Fayetteville Regional (2-2)		
Baum Stadium • Fayetteville, Ark.		
Albany	W	9-0
Oklahoma State	L	3-14
Creighton	W	6-0
Oklahoma State	L	6-7

2006 Fayetteville Regional (1-2)		
Baum Stadium • Fayetteville, Ark.		
Oral Roberts	L	3-4 (11)
Princeton	W	6-2
Oklahoma State	L	5-6

2005 Austin Regional (2-2)		
Disch-Falk Field • Austin, Texas		
Miami (Ohio)	W	9-5
Texas	W	9-2
Texas	L	19-8
Texas	L	5-2

2004 Fayetteville Regional (4-1)		
Baum Stadium • Fayetteville, Ark.		
LeMoyne	W	4-1
Wichita St.	L	3-4
Missouri	W	10-7
Wichita State	W	11-9
Wichita State	W	4-3

2004 Fayetteville Super Regional (2-0)		
Baum Stadium • Fayetteville, Ark.		
Florida State	W	7-5
Florida State	W	4-2

2004 College World Series (0-2)		
Rosenblatt Stadium • Omaha, Neb.		
Texas	L	13-2
Arizona	L	7-2

2003 Austin Regional (1-2)		
Disch-Falk Field • Austin, Texas		
Lamar	L	2-3
Bucknell	W	10-7
Lamar	L	6-7

2002 Wichita Regional (3-0)		
Eck Stadium • Wichita, Kan.		
Oklahoma	W	8-5
Oral Roberts	W	7-6
Oral Roberts	W	11-6

2002 Clemson Super Regional (1-2)		
Kingsmore Stadium • Clemson, S.C.		
Clemson	W	9-6
Clemson	L	7-8
Clemson	L	4-7

1999 Fayetteville Regional (1-2)		
Baum Stadium • Fayetteville, Ark.		
Delaware	W	10-6
SMS	L	8-9 (10)
Clemson	L	4-12

1998 Midwest Regional (1-2)		
Eck Stadium • Wichita, Kan.		
Arizona State	L	4-8
Wichita State	W	3-2 (11)
Georgia Tech	L	0-2

1996 Central II Regional (0-2)		
Dan Law Field • Lubbock, Texas		
Oklahoma State	L	5-6
Southern California	L	5-15

1995 Midwest I Regional (0-2)		
Eck Stadium • Wichita, Kan.		
Stanford	L	3-10
Texas Tech	L	10-14

1990 Midwest Regional (0-2)		
Eck Stadium • Wichita, Kan.		
Fordham	L	5-8
Wichita State	L	6-7

1989 Northeast Regional (4-1)		
Municipal Stadium • Waterbury, Conn.		
LeMoyne	L	5-7
George Wash.	W	8-2
Illinois	W	9-2
Arizona State	W	1-0
LeMoyne	W	6-5

1989 College World Series (1-2)		
Rosenblatt Stadium • Omaha, Neb.		
Wichita State	L	1-3
North Carolina	W	7-3
Wichita State	L	4-8

1988 Midwest Regional (0-2)		
Allie P. Reynolds Stadium • Stillwater, Okla.		
Loyola-Marymount	L	3-8
Oklahoma State	L	7-13

1987 NCAA South I Regional (4-0)		
Joe W. Davies Stadium • Huntsville, Ala.		
Middle Tenn. St.	W	10-7
West Virginia	W	7-2
Clemson	W	6-5 (10)
Clemson	W	4-2

1987 College World Series (1-2)		
Rosenblatt Stadium • Omaha, Neb.		
Texas	L	6-13
Georgia	W	5-4
LSU	L	2-5

1986 NCAA Midwest Regional (1-2)		
Allie P. Reynolds Stadium • Stillwater, Okla.		
Oregon State	W	4-3
Stanford	L	0-2
Oregon State	L	0-1

1985 South II Regional (4-0)		
Seminole Stadium • Tallahassee, Fla.		
Eastern Kentucky	W	20-13
George Mason	W	13-9
Florida State	W	7-6
Georgia Tech	W	7-5

1985 College World Series (2-2)		
Rosenblatt Stadium • Omaha, Neb.		
South Carolina	W	1-0
Mississippi State	L	4-5
Stanford	W	10-4
Texas	L	7-8

1983 Midwest Regional (0-2)		
Allie P. Reynolds Stadium • Stillwater, Okla.		
Oral Roberts	L	6-7
Wichita State	L	3-6

1980 Midwest Regional (1-2)		
J.L. Johnson Stadium • Tulsa, Okla.		
Oral Roberts	W	3-2
Missouri	L	0-6
California	L	1-7

1979 East Regional (4-0)		
Seminole Stadium • Tallahassee, Fla.		
George Washington	W	12-11
Florida	W	9-1
Delaware	W	8-6
Delaware	W	4-3

1979 College World Series (3-2)		
Rosenblatt Stadium • Omaha, Neb.		
Pepperdine	W	5-4
Arizona	W	10-3
Texas	W	9-4
Cal State-Fullerton	L	10-13
Cal State-Fullerton	L	1-2

1973 NCAA District VI (0-2)		
Arlington Stadium • Arlington, Texas		
Trinity	L	0-6
Texas-Pan American	L	2-4



The Razorbacks meet catcher Brady Toops at home plate after his game-winning grand slam in the top of the ninth inning against Wichita State during the 2004 Fayetteville Regional.



CONFERENCE TOURNAMENT HISTORY

SEC Tournament (19-28)

2010 SEC Tournament (0-2)

Hoover Metropolitan Stadium • Hoover, Ala.		
Vanderbilt	L	0-2
Florida	L	4-5

2009 SEC Tournament (2-2)

Hoover Metropolitan Stadium • Hoover, Ala.		
Florida	W	8-5
Georgia	L	1-2
Florida	W	10-7
Vanderbilt	L	1-11

2007 SEC Tournament (3-1)

Hoover Metropolitan Stadium • Hoover, Ala.		
Alabama	W	6-0
South Carolina	W	6-0
South Carolina	W	3-2
Vanderbilt	L	4-7

2006 SEC Tournament (0-2)

Hoover Metropolitan Stadium • Hoover, Ala.		
Ole Miss	L	4-9
Alabama	L	3-4

2005 SEC Tournament (0-2)

Hoover Metropolitan Stadium • Hoover, Ala.		
Florida	L	8-9
Alabama	L	4-5

2004 SEC Tournament (2-2)

Hoover Metropolitan Stadium • Hoover, Ala.		
Tennessee	L	6-8
Ole Miss	W	4-3
Tennessee	W	4-1
South Carolina	L	3-2

2003 SEC Tournament (0-2)

Hoover Metropolitan Stadium • Hoover, Ala.		
LSU	L	4-5
Ole Miss	L	7-8

2002 SEC Tournament (1-2)

Hoover Metropolitan Stadium • Hoover, Ala.		
South Carolina	L	1-10
Auburn	W	8-5
South Carolina	L	2-6

1999 SEC Tournament (4-2)

Hoover Metropolitan Stadium • Hoover, Ala.		
Kentucky	W	6-4
Auburn (11)	L	2-3
LSU	W	9-8
Auburn	W	9-5
Auburn	W	9-6
Alabama	L	3-9

1998 SEC Tournament (3-1)

Hoover Metropolitan Stadium • Hoover, Ala.		
LSU	W	8-4
Mississippi State	W	10-3
Mississippi State	W	7-3
Auburn	L	5-7

1997 SEC Tournament (0-1)

Golden Park • Columbus, Ga.		
Auburn	L	3-7

1996 SEC Tournament (0-1)

Hoover Metropolitan Stadium • Hoover, Ala.		
Kentucky	L	5-7

1995 SEC Western Division (2-2)

Dudy Noble Field • Starkville, Miss.		
Ole Miss	W	5-2
Alabama	W	5-2
Alabama	L	7-8
LSU	L	6-7

1994 SEC Western Division (0-2)

Swayze Field • Oxford, Miss.		
Auburn	L	1-3 (17)
LSU	L	2-5

1993 SEC Western Division (1-2)

Alex Box Stadium • Baton Rouge, La.		
Mississippi State	W	5-2
Auburn	L	1-3
LSU	L	7-13

1992 SEC Tournament (1-2)

Superdome • New Orleans, La.		
South Carolina	W	8-6
LSU	L	1-8
South Carolina	L	5-9

SWC Tournament (18-25)

1990 SWC Tournament (1-2)

Disch-Falk Field • Austin, Texas		
Rice	W	7-5
Texas	L	4-11
Houston	L	1-7

1989 SWC Tournament (1-2)

Olsen Field • College Station, Texas		
Texas	L	3-8
Houston	W	5-4
Texas	L	1-9

1988 SWC Tournament (0-2)

George Cole Field • Fayetteville, Ark.		
Texas A&M	L	3-4
Texas	L	1-7

1987 SWC Tournament (2-2)

Disch-Falk Field • Austin, Texas		
Texas A&M	W	4-3
Texas	L	3-10
Houston	W	14-9
Texas	L	2-3

1986 SWC Tournament (0-1)

Olsen Field • College Station, Texas		
Texas A&M	L	0-4

1985 SWC Tournament (3-0)

George Cole Field • Fayetteville, Ark.		
Baylor	W	6-4
Texas	W	9-5
Texas	W	10-6

1984 SWC Tournament (0-2)

Disch-Falk Field • Austin, Texas		
Texas	L	1-8
Rice	L	1-8

1983 SWC Tournament (3-2)

Disch-Falk Field • Austin, Texas		
Houston	W	4-3
Texas	L	2-9
Houston	W	9-7
Texas	W	5-4
Texas	L	0-14

1982 SWC Tournament (1-2)

Olsen Field • College Station, Texas		
Houston	W	9-6
Texas	L	0-8
Houston	L	8-9

1981 SWC Tournament (2-2)

Disch-Falk Field • Austin, Texas		
Houston	L	2-7
Rice	W	5-4
Houston	W	9-3
Texas	L	1-11

1980 SWC Tournament (3-2)

Olsen Field • College Station, Texas		
Texas A&M	W	19-10
Texas	L	4-6
Texas Tech	W	6-5
Texas	W	8-7
Texas	L	4-9

1979 SWC Tournament (2-2)

Disch-Falk Field • Austin, Texas		
Baylor	W	6-1
Texas	L	2-6
Texas A&M	W	6-2
Texas	L	6-12

1978 SWC Tournament (0-2)

Disch-Falk Field • Austin, Texas		
Baylor	L	0-1
Texas A&M	L	0-5

1977 SWC Tournament (0-2)

Disch-Falk Field • Austin, Texas		
Texas A&M	L	2-5
Texas	L	1-8



Danny Hamblin set the Arkansas career record for home runs, passing Ryan Lundquist, with his 57th all-time blast on May 23, 2007, against Alabama in a first-round SEC Tournament game in Hoover, Ala.

HAZORBACKS

COACHES

PLAYERS

BAUM STADIUM

2010 SEASON

2011 OPPONENTS

HISTORY

UNIVERSITY



RAZORBACKS




Zack Cox
INF - 2010



Greg D'Alexander
3B - 1990



Brett Eibner
OF/RHP - 2010



Troy Eklund
OF - 1989



Charlie Isaacson
RHP - 1999



Jeff King
3B - 1985, 86




Ralph Kraus
OF - 1986

COACHES



Steve Krueger
LHP - 1980



Mike Loggins
OF - 1985




Tim Lollar
P/DH - 1978



Ryan Lundquist
OF - 1997



Kevin McReynolds
OF - 1980, 81



Kenderick Moore
2B - 1996



Ronn Reynolds
C - 1979

PLAYERS



Nick Schmidt
LHP - 2006, 07




Andy Skeels
C - 1987



Phillip Stidham
RHP - 1990, 91



Jess Todd
RHP - 2007




David Walling
RHP - 1998, 99

BAUM STADIUM

2010 SEASON

FRESHMAN ALL - AMERICANS



Matt Carnes
RHP - 1995



Zack Cox
3B - 2009



Jake Dugger
OF - 2004



Brett Eibner
OF/RHP - 2008



Matt Erickson
3B - 1995



James Ewing
2B - 2006



Danny Hamblin
DH - 2004

2011 OPPONENTS



Charlie Isaacson
RHP - 1999



Jeff King
3B - 1984



Brian Kirby
OF - 1998



Nick Schmidt
LHP - 2005



Shaun Seibert
RHP - 2005



Phillip Stidham
RHP - 1989

HISTORY


UNIVERSITY



ALL-CONFERENCE SELECTIONS



Ty Bilderback
OF - 1995



Matt Carnes
RHP - 1996, 97



Zack Cox
INF - 2010



Jake Dugger
OF - 2006



Brett Eibner
OF/RHP - 2010



Matt Erickson
3B - 1996, 97



Logan Forsythe
3B - 2008



Ryan Fox
OF - 2003



Scott Hode
SS - 2004




Charlie Isaacson
RHP - 1999



Jeremy Jackson
OF - 1997



Ryan Lundquist
OF - 1997, 98



Kenderick Moore
2B - 1996



Rodney Nye
3B - 1999



Kit Pellow
DH - 1995



Nick Schmidt
LHP - 2006, 07



Drew Smyly
LHP - 2010



Jess Todd
RHP - 2007



David Walling
RHP - 1998, 99



Allen Williams
INF - 1992, 94

HAZORBACKS

COACHES

PLAYERS

BAUM STADIUM

2010 SEASON

2011 OPPONENTS

HISTORY

UNIVERSITY

ALL-SWC / ALL-TOURNAMENT SELECTIONS

All-SWC Selections

Player, Pos.	Year(s)
Marc Brumble, OF	1977
Kevin Campbell, RHP	1984
Bubba Carpenter, 1B/OF	1989, 1990, 1991
Charlie Corbell, RHP	1982
Greg D'Alexander, 3B	1989, 1990
Billy Dees, 1B	1982, 1983
Tim Deitz, RHP	1985
Bobby Edwards, RHP	1987, 1988
Troy Eklund, OF	1988, 1989
Fred Farwell, RHP	1985
Tony Gilmore, C	1990
Jeff Hemm, C	1978
John Hennell, 1B	1981
Mark Johnson, OF	1990, 1991
Jeff King, 3B	1985, 1986
Ralph Kraus, OF	1986
Steve Krueger, LHP	1979, 1980
Mike Loggins, OF	1984, 1985
Tim Lollar, LHP/DH	1978
Scott Loseke, OF	1983
Kevin McReynolds, OF	1980, 1981
Bill Montgomery, OF	1976
Mike Oquist, RHP	1989
Tom Pagnozzi, C	1983
Steve Parker, RHP	1986
Dave Patterson, 1B	1986
Tim Peters, RHP	1987
Kirk Piskor, C/OF	1991
Scott Pose, OF	1989

Player, Pos.	Year(s)
Johnny Ray, 2B	1978, 1979
Ronn Reynolds, C	1979
Norm Roberts, OF	1983, 1985
Kenny Rogers, 3B	1981
Andy Skeels, C	1987
Phillip Stidham, RHP	1989, 1990, 1991
Mark Swope, RHP	1989, 1990
Scott Tabor, RHP	1981, 1982
Tim Thomas, 2B	1990
Dave Van Horn, 2B	1982
Ed Wallace, 1B	1979
Larry Wallace, SS	1979
Doyle Wilson, C	1986

All-SWC Tournament Selections

Player, Pos.	Year(s)
Marc Brumble, OF	1979
Bubba Carpenter, 1B	1990
Don Carter, OF	1981
Randell Carter, 2B	1980
Charlie Corbell, P	1983
Tim Deitz, P	1985
Fred Farwell, P	1985
Jeff Hemm, C	1977
John Hennell, 1B	1979, 1980, 1981
Jeff Houck, OF	1990
Jeff King, 3B	1984, 1985
Ralph Kraus, OF	1986
Mike Loggins, OF	1985
Scott Loseke, OF	1982, 1983

Player, Pos.	Year(s)
Kevin McReynolds, OF	1980 (MVP)
Dave Patterson, 1B	1985 (MVP)
Kirk Piskor, OF	1990
Johnny Ray, 2B	1979
Ronn Reynolds, C	1979, 1980
Norm Roberts, OF	1983, 1985
Mike Robinson, OF	1982
Kenny Rogers, 3B	1981
Andy Skeels, C	1987
Scott Tabor, P	1979
Reggie Thomas, DH/OF	1980, 1981
Dave Van Horn, 2B	1982
Larry Wallace, SS	1979
Doyle Wilson, C	1985

All-SEC Tournament Selections

Player, Pos.	Year(s)
Bo Bigham, 2B	2009
Mark Burnett, 2B	1999
Brent Caldwell, C	1998
Matt Carnes, RHP	1995
Cody Clark, C	2002
Casey Coon, OF	2007
Zack Cox, 3B	2009
Jake Dugger, OF	2004
Scott Epps, C	1992
Danny Hamblin, 1B	2007
Joe Jester, SS	1988, 1999
Kenderick Moore, 1B/OF	1994, 1999
Rodney Nye, 1B	1998, 1999 (MVP)

Player, Pos.	Year(s)
Nick Pitts, OF	2003
Nick Schmidt, LHP	2007
David Skeels, C	1995
Jess Todd, RHP	2007
Ben Tschepikow, SS	2009
Jack Welsh, OF	1998

CWS All-Tournament Selections

Player, Pos.	Year(s)
Marc Brumble, OF	1979
Jeff King, 3B	1985
Ralph Kraus, OF	1985
Steve Krueger, LHP	1979
Kevin McReynolds, OF	1979
Larry Wallace, SS	1979



Key: Players selected in the June first-year player draft unless otherwise noted. Following the 1987 season there has only been one draft (June Draft). The first MLB Draft was held in 1965. Prior to 1965 players just signed professional contracts once their collegiate careers were over.

\$ - Selected in January draft

% - Selected in June secondary draft

* - Played or plays in the Major Leagues

^ - Returned to school

First-Round Razorbacks

Year	Player	Team	Rd (Pick)
1981	Kevin McReynolds, OF	Padres	1st (6)
1986	Jeff King, SS/3B	Pirates	1st (1)
1999	David Walling, RHP	Yankees	1st (27)
2007	Nick Schmidt, LHP	Padres	1st (23)
2008	Logan Forsythe, 3B	Padres	1st (46)
2010	Zack Cox, 3B	Cardinals	1st (25)

1965

Bill Gray, OF	Twins	37th (665)
---------------	-------	------------

1973

Keith Cochran, 2B	Cardinals	33rd (683)
Thurman Smith, OF	Cardinals	45th (733)
Tommy Neal, OF	Cardinals	47th (737)
Stephen Ballard, 1B	Cardinals	48th (739)

1975

Richard Miller, P	Astros	15th (350)
-------------------	--------	------------

1976

Byron Ormsby, SS	Red Sox	16th (382)
------------------	---------	------------

1977

Tim Lollar, LHP^*	Indians	5th (115)
-------------------	---------	-----------

1978

Tim Lollar, LHP*	Yankees	4th (104)
Arvis Harper, OF	Astros	14th (349)
Bill Bakewell, RHP^	Reds	28th (657)

1979

Ronn Reynolds, C^*	White Sox	5th (109)
Johnny Ray, 2B*	Astros	12th (294)

1980

Steve Krueger, LHP	Mariners	4th (84)
Ronn Reynolds, C*	Mets	5th (105)
John Hennell, 1B^	Mets	15th (365)
Randall Carter, 2B	Rangers	19th (482)
Todd Zacher, 3B^	Dodgers	28th (684)

1981

Kevin McReynolds, OF*	Padres	1st (6)
Reggie Thomas, OF	Tigers	8th (197)
Scott Tabor, RHP^	Braves	12th (296)
Don Carter, OF	Expos	12th (302)
John Hennell, 1B	Padres	13th (316)
Todd Zacher, 3B	Giants	23rd (579)
Ed Vidmar, P	White Sox	32 (770)

1982

Chris Shaddy, SS	Blue Jays	8th (186)
Dave Van Horn, 2B	Braves	10th (245)
Scott Tabor, RHP	Tigers	11th (282)
Ed Myers, RHP	Athletics	12th (313)
Scott Glanz, P	Angels	13th (321)

1983

Mike Robinson, OF	Cardinals	5th (130)
Tom Pagnozzi, C*	Cardinals	8th (208)
Scott Loseke, OF	Reds	11th (264)
Charlie Corbell, RHP	Giants	21st (534)
Bobby Joe Edmonds, OF%	Cardinals	3rd (55)

1984

Brett Harrison, SS	Cardinals	4th (87)
Jim Ward, 2B	Dodgers	5th (129)
Mark Berry, C	Reds	6th (137)
Derrick Richardson, 3B%^	Cubs	2nd (39)

1985

Mike Loggins, OF	Royals	3rd (71)
Ellis Roby, 2B	Braves	5th (120)
Tim Deitz, RHP	Reds	6th (136)
Mark Jackson, INF/OF	Cardinals	8th (202)
Norm Roberts, OF	Orioles	8th (203)
Fred Farwell, LHP	Dodgers	10th (246)
Gary Murphy, RHP	Astros	14th (352)
Gary Curtis, SS	Reds	20th (500)
Derrick Richardson, INF	Phillies	21st (538)
Howard Hilton, RHP*	Cardinals	22nd (566)

1986

Jeff King, SS/3B*	Pirates	1st (1)
Kevin Campbell, RHP*	Dodgers	5th (120)
Doyle Wilson, C	Indians	10th (239)
Ralph Kraus, OF	Yankees	10th (262)
Steve Parker, LHP	Cubs	12th (298)
Dave Patterson, 1B	Giants	14th (344)
Bob Chadwick, P%	Brewers	6th (92)

1987

Andy Skeels, C	Padres	7th (172)
Jim Kremers, 3B/OF^*	Reds	8th (206)
Keith Helton, LHP	Mariners	14th (344)
Spencer Wilkinson, RHP	Rangers	14th (362)
Ray Harris, LHP^	Angels	14th (368)
Tim Sherrill, LHP*	Cardinals	18th (461)
Mike Sisco, SS	Mariners	20th (500)
John Cebuhar, LHP^	Reds	22nd (569)

1988

Jim Kremers, C*	Braves	2nd (33)
John Cebuhar, LHP	Cardinals	14th (366)
Ray Harris, LHP	Athletics	22nd (567)
Troy Eklund, OF^	Indians	35th (891)

1989

Cole Hyson, RHP	Astros	9th (228)
Mike Oquist, RHP*	Orioles	13th (321)
Troy Eklund, OF	Rangers	25th (637)
Dennis Fletcher	Cardinals	28th (716)
Greg D'Alexander, 3B/C^	Orioles	31st (789)
Scott Pose, OF*	Reds	34th (885)
Rod Stillwell, SS	Royals	60th (1,417)

1990

Tony Gilmore, C	Astros	8th (218)
Phil Stidham, RHP^*	Braves	11th (282)
Mark Swope, RHP	Twins	11th (293)

1991


Doug Bennett, RHP	Dodgers	5th (144)
Phil Stidham, RHP*	Tigers	15th (401)
Mark Johnson, OF	Royals	17th (445)
Brian Dennison, LHP	Brewers	23rd (599)

1992

Allen Williams, 3B	Red Sox	46th (1,290)
--------------------	---------	--------------

1993

Tom Czanstowski, RHP	Astros	26th (728)
Ryan Whitaker, RHP	Athletics	27th (769)
Kortney Paul, C^	Cardinals	48th (1,332)



Jeff King was selected with the No. 1 overall pick of the 1986 draft by the Pittsburgh Pirates. He played 11 seasons with the Pirates and Kansas City Royals. He is one of six Razorbacks to be drafted in the first round.



1994

Bob Hughes, OF	Expos	18th (504)
Doyle Preston, 3B/1B	Reds	35th (968)
Scott Cunningham, RHP	Cardinals	37th (1,034)
Todd Abbott, RHP^	Indians	38th (1,053)

1995

Jeff Parsons, SS	Mets	5th (133)
Alan Mahaffey, LHP	Twins	16th (436)
Tim Mosley, RHP	Cubs	27th (756)
Ty Bilderback, OF	Angels	31st (844)
Chris Clark, OF^	Tigers	35th (966)
Todd Abbott, RHP	Athletics	44th (1,212)

1996

Jason Stephens, RHP	Angels	9th (265)
Kit Pellow, OF*	Royals	22nd (649)
Richie Nye, RHP	Twins	23rd (667)
Barry Lunney Jr., LHP^	Twins	45th (1,316)

1997

Matt Carnes, RHP	Twins	7th (213)
Matt Erickson, 3B*	Marlins	7th (216)
Jeremy Jackson, OF	Rockies	8th (252)
Chris Clark, OF	Marlins	34th (1,026)
Dan Wright, RHP^*	Braves	46th (1,359)
Jason McConnell, 2B	Twins	48th (1,384)

1998

Ryan Lundquist, OF^	Twins	10th (289)
Eric Hinske, 3B*	Cubs	17th (496)

1999

David Walling, RHP	Yankees	1st (27)
Dan Wright, RHP*	White Sox	2nd (64)
Rodney Nye, 3B	Mets	7th (226)
Joe Jester, INF	Giants	7th (228)
Ryan Lundquist, OF	Reds	8th (248)
Kevin Vent, RHP	Giants	8th (258)
Mark Burnett, 2B	Reds	20th (608)

2000

Cliff Lee, LHP*	Expos	4th (104)
Matt Riethmaier, RHP	Phillies	5th (145)
Brad Bohannon, RHP	White Sox	28th (832)

2001

Wes McCrotty, LHP	Marlins	23rd (692)
Brian Kirby, C	Indians	31st (937)
Charlie Isaacson, RHP^	Cubs	34th (1,008)

2002

Charlie Isaacson, RHP	Yankees	29th (876)
Gary Hogan, RHP	Rangers	32nd (952)

2003

Scott Roehl, RHP	Indians	10th (288)
Andrew Wishy, OF	Rangers	12th (346)
Jarrett Gardner, RHP	Red Sox	19th (564)
Ryan Fox, OF	Rockies	21st (617)

2004

Jay Sawatski, LHP	Twins	8th (241)
Brady Toops, C	Cardinals	10th (300)
Haas Pratt, 1B	Athletics	30th (907)
Clint Brannon, LHP	Rangers	34th (1,011)

2005

Scott Bridges	Giants	8th (278)
Scott Hode, SS	Cubs	24th (730)
Casey Rowlett, OF/INF	Cardinals	32nd (980)



Zack Cox is the most recent Razorback to be drafted in the first round of the Major League Baseball draft. The 25th overall pick by the St. Louis Cardinals in the 2010 MLB Draft, Cox was the third Razorback in the last four years to be selected in the first round.

2006

Danny Hamblin, 1B^	Athletics	9th (278)
Craig Gentry, OF*	Rangers	10th (298)
Blake Parker, C	Cubs	16th (479)
Devin Collis, LHP	Rockies	26th (768)
Daryl Maday, RHP	Giants	30th (896)

2007

Nick Schmidt, LHP	Padres	1st (23)
Duke Welker, RHP	Pirates	2nd (68)
Jess Todd, RHP*	Cardinals	2nd (82)
Danny Hamblin, 1B/3B	Athletics	10th (330)
Chris Rhoads, RHP	Phillies	28th (863)
Brian Walker, C	Angels	29th (898)
Jacob Julius, OF	Orioles	33rd (997)
Jake Dugger, OF	Nationals	49th (1,417)
Matt Willard, SS	Indians	49th (1,423)

2008

Logan Forsythe, 3B	Padres	1st (46)
Cliff Springston, LHP	Rangers	11th (333)
Jeff Nutt, C	Yankees	25th (770)
Aaron Murphree, OF	Padres	27th (825)

2009

Dallas Keuchel, LHP	Astros	7th (221)
Stephen Richards, LHP	Marlins	8th (248)
Scott Lyons, INF	Royals	15th (452)
Ben Tschepikow, INF	Royals	17th (512)

Mike Bolsinger, RHP^	Athletics	33rd (993)
Ryan Cisterna, C	Angels	34th (1,041)

2010

Zack Cox, 3B	Cardinals	1st (25)
Brett Eibner, CF	Royals	2nd (54)
Drew Smyly, LHP	Tigers	2nd (68)
Andy Wilkins, 1B	White Sox	5th (158)
Mike Bolsinger, RHP	Diamondbacks	15th (451)
Collin Kuhn, LF^	Tigers	15th (463)
Jordan Pratt, RHP	Tigers	16th (493)
Jeremy Heatley, RHP	Marlins	22nd (677)



A

Abbott, Todd	1994, '95
Abbott, Williams Lewis	1970
Abramczyk, John Paul	1959, '60, '61
Achenback, C.H.	1913
Adams, Harold Eugene	1948, '49
Aikman, Bruce Lynn	1951
Akerfelds, Darrel	1981, '82
Alexander, George Baker	1958
Alexander, John	1949
Alexander, Otto	1908
Alexander, Tim	1978
Allen, Joe	1911
Anderson, Pat	1977, '78
Andree, James M.	1972, '73, '74
Arnold, Charles	1965
Arnold, Clint	2005, '06
Asbill, Teddy	1976, '77
Ash, Jeff	1979, '80
Atha, Larry D.	1979, '80, '81
Atkins, Donald	1979, '80, '81
Atkins, Howard Cullin Jr.	1966
Atkins, Kyle	2010
Austell, Tom	1903
Ayers, James	1926

B

Baber, Oscar	1910, '11, '12
Backham, David C.	1972, '73
Bailey, Kenneth	1966
Baker, J.P.	1929
Baker, Terry Lee	1967, '68
Bakewell, Bill	1977, '78, '79
Ballard, Keach	1982
Ballard, Stephen D.	1972, '73
Balay, John	1949, '50, '51
Bane, James Harrison	1963, '64
Barksdale, Ronald Douglas	1964, '65
Barr, Brandon	2007
Barton, Larry	1982, '83
Baxendale, DJ	2010
Beckemeyer, Lyle	1992, '93
Benard, Joe	1905, '06
Benberg, John	1982
Bennett, Dick	1925
Bennett, Doug	1989, '90, '91
Bennett, George	1927
Bennett, J.G.	1921, '22
Benton, Sid	1912
Berry, Layne	2001, '02
Berry, Mark	1983, '84
Bertotti, Mike	1984
Bigham, Bo	2009, '10
Bigham, Bryan	2009
Bilderback, Ty	1992, '93, '94, '95
Birch, Brent	1990, '91, '92, '93
Birel, William George	1967, '68
Bishop, William E.	1969, '70
Black, Dave	1903
Black, H.	1912
Black, John	1919, '20, '21
Black, Neeley	1905
Blackburn, W.D.	1929
Blackwood, Jerry Don	1968, '69, '70
Blagg, Billy Justin	1950, '52, '53
Blair	1906
Bleeker, Derrick	2010
Block, Dave	1903, '05
Blum, Greg	1999, 2000
Bobb, Randy	1987, '88
Boever, David	1988
Bogan, Charles	1954, '55
Bohannon, Brad	1999, 2000
Bohart, G.T.	1905, '06
Bollman, Brett	2005



Charley Boyce

Bolsinger, Mike	2008, '09, '10	Carnes, Matt	1995, '96, '97	Crawford, C.	1929
Bond, Brock	2005	Carpenter, Bubba	1988, '89, '90, '91	Crawford, Rick	1982
Bone, George Thomas	1955, '56	Carpenter, Jay	1988, '89, '90	Creekmore, Stephen W.	1910, '11
Bone, Jim	1961, '62, '63	Carpenter, Preston	1954, '55, '56	Crossett, Scott	1998, '99, 2000, '01
Booker, P.	1903	Carr, J.F.	1898	Crouse, Cliff	2000, '01, '02
Boyce, Charley	2003, '04, '05, '06	Carson, Randall	1976, '77	Croxsdale, E.W.	1913
Bowden, William P.	1952, '53, '54	Carter, Don	1981	Cunard, Craig	1981
Bowen, Luther	1994, '96	Carter, Harry	1947	Cunningham, Scott	1993, '94
Bradbury, Ralph	1974, '75, '76, '77	Carter, Marl D.	1962, '63	Curtis, Gary	1983
Bradford, Hollis	1922	Carter, Randall	1979, '80	Cusack, Thomas	1953, '54, '55
Bradford, James	1976, '77	Carver, Tim	2009, '10	Cypert, Boyd	1912
Bradley, Eugene Alford	1953	Cebuhar, John	1987, '88	Czankowski, Tom	1992, '93
Bradley, Keith	1995, '96	Cecil	1905		
Brail, Rick	1991	Center, Jerry	1976		
Brannon, Clint	200, '03, '04	Chadwick, Bob	1986		
Brazil, Ernest	1919	Childress, Robert M.	1956, '57	D'Alejandro, Greg	1987, '88, '89, '90
Breeden, Bill	1969, '70, '71	Chipman, Marvin	1926, '27	D'Amico, Joe	1992, '93
Brenton, Gene Thomas	1963, '64, '65	Christian, Carroll	1923, '24	Dailey, Randy	1971, '72
Brewer, Dale	1928, '29	Christian, O.	1898	Daly, Cory	1995
Brewer, Timothy	1973, '74	Cisterna, Ryan	2008, '09	Darr, Andrew	2008, '09
Bridges, Scott	2002, '03, '04, '05	Clancy, Tim	1978, '79, '80	Davenport, Geoffrey	2009, '10
Briggs, Oscar	1899, 1902	Clark, Cody	2001, '02	Davis, Joe	1991
Brocaill, Scott	1991, '92, '93, '94	Clark, Chris	1993, '94, '95, '97	Davis, Matt	1998
Broadway, Barry	1980	Clark, Dera	1984	Davis, Menar	1912
Brown, Charles Arthur	1952	Clark, Kyle	1997, '98	Davis, Mike	1910, '11, '12
Brown, Dale	1977	Clark, M.D.	1898	Dawson, Bill	1988
Brown, Dan	1990, '91	Clayton, Walker B.	1923	Day, Chris	1978
Brown, John	1924, '25	Clements, Charles M.	1972	Day, Devin	2004
Brown, Silas Christian	1949, '50, '51	Clements, Steve	1984, '85	DeBriyn, Marty	1997
Brumble, Marc	1976, '77, '78	Clinkenbeard, Bob	1981	Deason, Jesse Wayne	1956
Bryan, Chris	1988, '89	Cloninger, Chris	1996	Deere, Jason	2004
Bryan, Lemuel	1902, '03	Cobb, David	1994	Dees, Billy	1981, '82
Buchanan, F.E.	1908	Cochran, Keith	1971, '72, '73	Deitz, Tim	1983, '84, '85
Buckley, S.S.	1913	Cole, George Sr.	1926, '27, '28	Dellasega, Joe	1980
Buckley, Virgil	1912	Cole, John Conway Jr.	1951	Dennison, Brian	1991
Bulgarelli, Mark	1976, '77, '78, '79	Cole, Kenneth	1908	Dickinson, Wallace	1924, '25
Bull, Scott	1972, '76	Coleman, Walter C.	1972, '73, '74	DiLeo, Joe	1985, '86
Bumpers, Mike	1992	Collis, Devin	2005, '06	Dipper, Wayne	1968
Burgess, John	1986	Conner, Michael	2001, '02	Dodd, Rob	1990
Burnett, Mark	1998, '99	Conway, George	1902	Donathan, Jeff	1926, '27, '28
Burton, P.O.	1898	Cook, Brian	1990, '91, '92, '93	Dorothy, William N.	1969, '70
		Cook, Damon Lee	1966	Dougherty, Harry K.	1947, '48
		Cook, Joe	1908, '09	Douglas, Hall	1928, '29
		Coon, Casey	2007, '08	Dowell, O.	1903
		Coppock, Mark	1990, '91	Downey, Charles	1990
		Corbell, Charlie	1982, '83	DuBose, Dave	1976, '77
		Cotton, Delano Talbert	1962, '63	Dudley, Kirk	1981, '82
		Cox, Evan	2007, '08	Dugger, Jake	2004, '05, '06, '07
		Cox, Harold Earl	1948, '49	Duka, Michael	1953
		Cox, Zack	2009, '10	Dunlap, Tyrie	1974
		Coyle, Norman	1910, '11		
		Craig, Charles	1924		

C

Caldwell, Brent	1997, '98
Caldwell, Robert	1947
Calhoon, Jim	1987, '88, '89
Callaway, Jerry	1978
Campbell, Dan	1987
Campbell, Kevin	1984, '85, '86
Campbell, Mike	1968
Caple, Donald Lee	1963, '64, '65
Carlton, Jerry	1960, '61, '62



TJ Forrest

E

Eason, Alcuin	1903
East, Jack	1920, '21
Edmonds, Bobby Joe	1986
Edwards, Bobby	1987, '88
Edwards, Delmar Butch	1965, '66, '67
Eibner, Brett	2008, '09, '10
Eklund, Troy	1986, '87, '88, '89
Elliot, Lynn Blaine	1961, '62, '63
Ellis, Scott	1996, '97, '98
Epps, Scott	1989, '90, '91, '92
Erickson, Matt	1995, '96, '97
Erwin, Richard	1976, '77, '78, '79
Erwin, Wally	1979
Etheridge, Haden	1988, '89, '90, '91
Ewing, James	2006

F

Fanning, Chris	1991
Fant, Randall	2010
Farwell, Fred	1985
Faust, Fred	1983
Feeny, Chris	1995
Ferguson, Rick	1981, '82
Fernell, David	1984
Fields, James E.	1970
Fincher, L.J.	1921
Fischel, Frank James	1949, '50, '51, '52
Fishback, Herbert	1897
Fisher, Joe	1994
Fisk, Gregory Michael	1967
Fleming, P.A.	1898
Fletcher, Dennis	1986, '87, '88, '89
Fletcher, Jeff	1999, 2000, '01, '02
Flowers, Jeromy	1998
Forrest, TJ	2009, '10
Forsythe, Logan	2006, '07, '08
Foster, Herbert R.	1957
Foster, Pat Duane	1959, '60, '61
Foster, Rodney	1992
Foster, Virgil Lynn	1966
Foundren, Price	1927, '28, '29
Fox, Ryan	2001, '02, '03
Franks, Lance	1996, '97
Freeman, Wallace Britton	1964, '65
Fry, Jeff	1993
Fulmer, Doyle	1928
Fuqua, Jason	2010

G

Gaffney, W.C.	1919, '20, '21
Garcia, Rudy	1982, '83, '84
Gardner, Jarrett	2002, '03
Garrett, John Doyle Jr.	1956
Garrison, Johnny	1950
Gatling, Tom	1908
Geis, Clarence	1928
Gentry, Aaron	1994
Gentry, Craig	2005, '06
Geren, J.M.	1913
Gessner, Tom	1998
Gilbert, James	2004, '05, '06, '07
Giles, Danny	1997, '98
Gilleland, Greg	1998, '99
Gilmore, Kale	1991, '92
Gilmore, Tony	1989, '90
Glanz, Scott	1980, '81, '82
Glaze, Thomas Arthur	1958, '59
Glynn, Josh	2002
Gonring, Doug	1981
Goodner, Boyd	2003, '04
Goodwin, Clay	2002, '03, '04, '05
Gorman, Henry F.	1981
Grant, Dale	1986
Graves, Aaron	2001, '02
Gray, William Lewis	1963, '64, '65
Green, Doyle	1974, '76
Grubb, Bill	1979

H

Haaser, Steven L.	1972, '73
Hadley, Ray C.	1925, '27, '28
Hagedorn, Brad	1997, '98, '99, '00
Hagedron, Brett	2001, '02, '03, '04
Haizlip, Ralph	1926, '27, '28
Hall, Caton	2003, '04
Hall, H.C.	1959, '60
Hall, Zack	2010
Hamblin, Danny	2004, '05, '06, '07
Hamilton, Jim	1994
Hancock, Doy	1924, '25
Hannahs, Gerald	1971, '72, '73, '74
Hargroves, Willie	1977, '78
Harper, Arvis	1976, '77, '78
Harper, Bland Robert	1965
Harris, Gary	1990
Harris, Kyle	1992, '93, '94
Harris, Ray	1985, '86, '87, '88
Harrison, Brett	1983, '84

Hartman, Jim	1985
Hatfield, Kenneth Wahl	1963, '64, '65
Hauskey, Thomas	2007, '08, '09, '10
Haynie, Arnold Augustus	1962, '63, '64
Haynie, Bracey	1922, '23
Heather, Scott	1997, '98
Heatley, Jeremy	2009, '10
Helton, Keith	1984, '85, '86, '87
Hemm, Jeff	1975, '76, '77, '78
Hemm, Warren	1975, '76
Henderson, DeMatt	1899, 1900, '01
Hendricks, Charles Lowber	1947, '48
Hendey, Waldersee	1921
Hennell, John	1978, '79, '80, '81
Hennesey	1911
Henson, James W.	1972
Henry, Thomas Walter	1966
Hernandez, Darin	1986
Hester, Bart	1998, '99, 2000
Hicks, Quazar	1994
Highfill, H.H.	1912
Hill, Thomas Jasper Jr.	1964
Hill, Travis	2007, '08
Hilton, Howard	1984, '85
Hindman, Randy	1982
Hinds, Hubert	1919, '20
Hines, Glen Ray	1989
Hinske, Eric	1996, '97, '98
Hinton, Percy	1911, '12, '13
Hobson, Edward Louis	1957, '58, '59
Hobson, Todd	1989, '90
Hode, Scott	2002, '03, '04, '05
Hoefler, Jeff	2000, '01
Hogan, Gary Jr.	2000, '01, '02
Hollensworth, Chris	2005, '06
Holloway, Max Marvin	1958, '59, '60
Holloway, Trey	2004, '05, '06
Holt, Henry Cecil	1912
Hom	1906, '09
Hon, Jackson	1925
Hopkins, Thomas Hugh	1966, '67, '68
Horn, Jack	1908
Horne, David Buford	1959, '61
Horton, Donald Clyn	1956, '57, '58
Horton, Ralph H.	unknown
Hotchkiss, Henry	1910
Houck, Jeff	1990, '91, '92, '93
House, Herbert Claude	1967, '68
House, Jacob	2008, '09
Howard, Fred	1970

Hreha, Dan	1989, '90, '92
Hrozek, Wayne	2006, '07
Huchingson, Stuart	1979, '80, '81
Huddleston, Jeff	1978, '79, '80
Hughes, Bob	1993, '94
Hughes, Howard	1947, '48
Hunt, Claude Ruse	1957
Huntze, Rick	1983, '84, '85
Hum, David	2006
Hurley, Scott	1998, '99
Hyatt, Robert F	1905, '06, '08
Hyson, Cole	1989

I

Isaacson, Charlie	1999, 2000, '01, '02
-------------------	----------------------

J

Jackson, Jeremy	1997
Jackson, Mark	1983, '84, '85
Jacobs, Robert	1924, '26
Jamerson, Charles	1919, '20, '21
Jamerson, D.C	1922
Jameson, Jasen	1994
Jay, Jim Wilbur	1963, '64
Jenkins, John	1973
Jennings, Archie Winthrop	1966
Jester, Joe	1997, '98, '99
Johnson, Charles	1965
Johnson, Danny	1980
Johnson, Mark	1990, '91
Jones, Ben	1943, '44
Jones, Donald Gilbert	1956, '57
Jones, Gary	1982
Jones, Mark A.	1969, '70
Jones, Randall E.	1972, '73, '74
Jones, Sean	2007, '08
Joiner	1902
Julius, Jacob	2007

K

Kauffman, Rob	1977, '78, '79, '80
Kearns, Walter Lewis	1951, '52, '53
Kee, Kevin	1985, '86
Keeter, Daniel R.	1970
Keith, Charles	1908
Kelly, E.L.	1897
Kemp, Jarrell R.	1921
Kent, Elmore	1922, '23
Kerns, Keith	1985
Kerr, John Herman	1958, '59, '60



Clay Goodwin



RAZORBACKS

Keuchel, Dallas	2007, '08, '09
Kilgallen, Richard	1947, '48, '49
Kindle, Judd	2003
King, Bryan	2000
King, C.H.	1922
King, Cyrus	1923, '24, '25
King, Dave	1979
King, Jeff	1984, '85, '86
Kirby, Brian	1998, '99, 2000, 01
Kirk, Scott	1978
Kirkland, Mike	1973, '74
Kizer, Roland	1919, '20
Klein, Mike	1994
Kline, Richard	1964, '65
Korbal, Kendall	2008
Kowalchuk, Christian	2009, '10
Kraus, Ralph	1983, '84, '85, '86
Kreder, Monk	2010
Kregal, Horace	1927
Kremers, Jim	1985, '86, '87, '88
Kretschmar, James Joseph	1955, '56
Kreymborg, Mike	1979
Krueger, Steve	1979, '80
Kuhn, Collin	2009, '10

COACHES

PLAYERS

BAUM STADIUM

2010 SEASON

2011 OPPONENTS

HISTORY

UNIVERSITY

L	
Lacey, Shaun	1977, '78
Lahay, Bruce	1978
Laird, Tony	1983, '84
Lamberth, John	1973
Lambeth, Dan	1982, '84
Lancaster, Les	1982, '83, '84
Land, Lee	2005
Leach, Aaron	1998
Leavitt, Chase	2008, '09
Lee, Cliff	2000
Lenox, Greg	1971
Lennerton, Ryan	2004
Leraris, Justin	2001, '02
Leuppe, Ed	1981, '82, '83
Leverette, Edward Vaulx	1898, 1905
Ley, Stan	1971, '72
Lidell, Finessee	1909, '10
Liles, Greyson	1989, '90, '91
Limbocker, Scott	2007, '09
Lindsey, James Edgar	1964, '65
Linebarier, Bobby Joe	1951
Lipsmeyer, David	1978
Little, Blake	1990, '91
Loggins, Mike	1983, '84, '85
Lollar, Tim	1977, '78
Long, Frances Jones	1952, '53, '54
Long, Gordon	1947, '48, '49
Longonitti, Henry P.	1947
Longoria, Keith	1981, '82
Loseke, Scott	1982, '83
Lubker, Herman	1947
Lundquist, Dennis	1974, '75
Lundquist, Ryan	1996, '97, '98, '99
Lundquist, Tim	1976, '77
Lunney, Barry Jr.	1993, '94, '95, '97
Lusker, Chris	1985
Lutes, Charles, Russell	1953
Lyles, Robert Earl	1956
Lyles, Tigger	2001
Lyon, Earl	1926
Lyons, Scott	2008, '09
Lyons, W.A.	1922, '23
M	
Maday, Daryl	2004, '05, '06
Magness, James Edward	1963, '64
Mahaffey, Alan	1995
Mahler, James	2008
Manatt, Jared	1999, 2000

Marshall, David	1969, '70, '71
Marquardt, John Henry	2005, '06
Martin, E.G.	1898
Martin, Mike	1978, '79
Masanda, Daren	1994, '95, '96
Mason, Donald	1965, '66
Matheson, Derek	1996, '97, '98, '99
Matthews, Walter Ray	1954, '55, '56
McAllister, Leslie Edward	1967, '69
McAlvain, Jarred	1996
McCann, James	2009, '10
McCaughtry, Floyd	1960, '61
McClain, Mark	1976, '77
McClure, Dave	1980, '81
McConnell, Jason	1995, '96, '97
McConnell, Kirk	2002, '03
McCorquodale, Knox	2005
McCowan	1902
McCrotty, Wes	1998, '99, 2000
McCullough, William Glenn	1923
McDaniel, Dale	1979
McDaniel, Larry L.	1972
McDaniel, Travis	1997, '98, '99, 2000
McGaha, Mel	1947, '48
McGehee, Mel	1945, '47, '48
McGurk, Pat	1980
McHale, Robert	1979, '80
McHan, Lamar	1952, '53
McKenzie, James Horace	1961
McKinney, Jarrod	2009, '10
McKissack, Stephen Louis	1967
McLelland, Brian	2004, '05, '06, '07
McNemer, Phil	1908, '09
McNiel, Donald	1975, '76, '77
McReynolds, Kevin	1979, '80, '81
McShane, Mickey Paul	1964, '65
Mercado, Jose Egardo	1951
Merrill, Bubbs	2004
Merryman, Josh	2000, '01, '02, '03
Methvin, Garrett	2010
Milburn, Frank H.	1923, '24
Milford, Clinton G.	1909, '10, '11
Miller, Donald L.	1950, '51
Miller, Grady	1908, '09, '10, '11
Miller, John	1983, '84
Miller, Ray	1995
Miller, Richard L.	1972, '73, '74
Milwee, F.B.	1913
Mitchell, Bruce	1971, '72, '73, '74
Mitchell, S.D.	1921
Mobbs, Jimmy	2003
Mont, Theodore Jr.	1961, '62, '63
Montgomery, Bill	1975, '76
Moody, Billy Joe	1962
Moore, Kenderick	1993, '94, '95, '96
Moore, Rod	1986, '87
Moore, Ron	1989, '90, '91
Mooty, James Wesley	1958
Morarity, Mike	1996, '97, '98, 2000
Morris, William T.	1972, '73
Mosley, Tim	1995
Muldoon, Allen Mike	1967
Mulhollen, Danny Byron	1962, '63, '64
Mulvaney, Brad	1994, '95, '96
Murphree, Aaron	2007, '08
Murphy, Bill	1974
Murphy, Gary	1984, '85
Murphy, Jon	2000
Murphy, Sam	2008, '09, '10
Muse, Preston	1926
Myers, Ed	1981, '82
N	
Nasair, Eldon Joe	1958, '59, '60
Nauman, John	1971, '73



Haas Pratt

Neal, Tommy A.	1972, '73	Powell, David	1982, '83
Nelson, Peyton	2000	Pratt, Haas	2003, '04
Newland, Josh	2000	Pratt, Jordan	2010
Newman, Willie	1988	Preston, Doyle	1993, '94
Newton, C.B. Jr.	1958, '59	Pridemore, Harold C.	1951
Nix, Bobby	1965	Pryor, Michael Scott	1968, '69, '70, '71
Nix, Lowell Edsel	1952, '53, '54	Pryor, Shap Hanner	1952, '53
Norcott, A.	1912, '13	Ptak, V. James	1919, '20
Norton, Delbert	1902	Pufall, Ed	1974, '75
Nutt, Jeff	2007, '08	Pugh, Dennis	1973, '74
Nye, Elmer Lloyd	1967	Pyle, Jason	2003
Nye, Richie	1996	Q	
Nye, Rodney	1998, '99	Quarnstrom, Rob	1995, '96, '97, '98
O		R	
Odom, Tony	1982	Raether, Pete	1989, '91
Oliver, Thomas P.	1929	Ragland, H.S.	1902
Oquist, Mike	1987, '88, '89	Rankin, Jeremy	2000, 01
Ormsby, Ban	1976	Ray, Johnny	1978, '79
Osborn, Donald Jr.	1965	Rayder, Jan Wayne	1955, '56, '57
Osmon, Scott	1989	Raynor, Arthur	1927, '28, '29
Overbey, Rogers	1955, '56, '57	Reagan, Stephen Earl	1967, '68
P		Reese, Ken	1987, '88
Pagnozzi, Tom	1983	Renfro, Elza	1924
Palen, Mike	1992, '93	Reves, Arch	1905
Parker, Blake	2004, '05, '06	Reynolds, Matt	2010
Parker, Steve	1986	Reynolds, Ronn	1979, '80
Parsons, Jeff	1993, '94, '95	Rhoades, Barton R.	1972
Patterson, Dave	1985, '86	Rhoads, Chris	2006, '07
Paul, Kortney	1991, '93	Rhodes, Dave	1977, '78
Paulsen, Larry	1970, '71, '72, '73	Rice, Pat	1984, '85, '86
Payne, Buck	1916	Richards, Stephen	2007, '08, '09
Peace, John	1971	Richardson, Bryant	1994
Pearson, Jeffrey Lynn	1964, '65, '66	Richardson, Derrick	1984, '85
Pellow, Kit	1995, '96	Richmond, Jonathan	2001, '02, '03
Perdue, Monroe	1922	Riethmaier, Matt	1998, '99, 2000
Person, Robert	1988	Riley, Justin	2000
Peters, Darrell	1959, '60	Rinehart, Jimmy Jarrell	1951, '52
Peters, Tim	1986, '87	Robbins	1905
Peters, Tony	1986	Roberts, Derek	1998
Phelan, Brian	1996, '97	Roberts, Norm	1982, '83, '84, '85
Phillips, Jimmy	1987	Robertson, O. Leland	1920, '22, '23
Pierce, Chad	2008	Robinson, Kyle	2010
Piskor, Kirk	1989, '90, '91	Robinson, Mike	1981, '82, '83
Pittman, Donald	1898	Robison, Stephen	2004, 05, '06, 07
Pitts, Nick	2000, '01, '02, '03	Roby, Ellis	1983, '84, '85
Pogue, Doug	1974	Rock, Mike	1981, '82, '83
Pohle, Ike	1998, '99	Roehl, Scott	2001, '02, '03
Pomeroy, Kyler	2002, '03	Rogers, Brian	1994, '95, '96, '97
Porter, A.W.	1926	Rogers, Kenny	1980, '81
Porter, Tom	1947, '48, '49	Rogers, Marty	1980, '81
Pose, Scott	1987, '88, '89	Rogers, Ted Don	1957
Potts, Thomas	1898	Rogerson, J.B.	1920, '21



Roller, Robert Michael	1966
Rose, Glen	1927, '28
Rosson, Sam	1926
Rowlett, Casey	2004, '05
Rucker, Charles	1925
Rucker, Jeff	1924, '25, '26
Rucker, Paul	1934, '35
Ruckerman, Charles	1923, '24, '25
Ruder, Russ	1981
Russell, Zac	2010

S	
Sample, Charles	1910
Sample, Travis	2009, '10
Sawatski, Jay	2003, '04
Sayles, Rickey	1964
Schalchlin, George W.	1912
Schaufele, Louis J.	1949, '50, '51
Schmidt, Nick	2005, '06, '07
Schoonover, Wear	1929
Schrantz, Jeff	1981, '83
Scott, H.A.	1969, '70, '71
Scott, John T.	1902
Secrist, Brad	2007
Seibert, Shaun	2005, '06, '07, '08
Seward, Tim	1981, '82
Shaddy, Chris	1980, '81, '82
Shawgo, Jack Edwin	1949, '50
Sheredy, Kevin	1994, '95
Sherrill, Tim	1986, '87
Shock, Billy	1980
Shoptaw, Britt	1988
Sisco, Mike	1986, '87
Skeels, Andy	1986, '87
Skeels, David	1992, '93, '94, '95
Skinner, Joe	2004
Slembarski, Ron	1983
Smalling, Tim	2007, '08
Smith, Austin	1925
Smith, C.S.	1913
Smith, Don Roy	1956, '57, '58
Smith, James Howard	1950, '51, '52
Smith, Jarrette Dean	1950
Smith, Josh	2005, '06
Smith, Thurman Jr.	1970, '72, '73
Smyly, Drew	2009, '10
Smyor, C.P.	1898
Snowden, Greg	1973, '74
Soden, James Paul	1962, '63, '64
Spence, Jeff	1977, '78
Spence, Thad Burke	1948
Spikes, James L.	1920, '21, '24
Springston, Cliff	2008
Stall, Carl	1992, '93
Stafford, Joe Herman	1965, '66, '67
Stallings, Matt	2004
Standley, Billy Glenn	1967, '68, '69
Stanley, J.H.	1905
Stanley, John	1979, '80
Stanley, Tom	1903, '06
Starkey, Chuck	1980
Stephens, Bob	1976
Stephens, G.K.	1898
Stephens, Jason	1996
Stricklin, Clayborne Jr.	1968, '69
Stidham, Phillip	1989, '90, '91
Stillwell, Rod	1988, '89
Stinson, Ryan	1992, '93
Stoakes, Sid	1909, '10
Stolzer, Robert	1957, '58
Stout, S.R.	1911, '12, '13
St. Pierre, Robert	1953
Sutton, Mark	1976
Swope, Mark	1988, '89, '90

T	
Tabor, Scott	1979, '80, '81, '82
Taft, Steve	1990, '91, '93, '94
Talbot, Jeremy	1996
Tejcek, Jim	1989
Thomas	1902
Thomas, Don	1986, '87, '88, '89
Thomas, Everett William	1956, '57, '58
Thomas, O.C.	1912
Thomas, Reggie	1980, '81
Thomas, Richard	1992
Thomas, Tim	1989, '90, '92
Thomason, Dewey Jr.	1947, '48, '49, '50
Thomason, Joe Henry	1954, '55, '56
Thompson, Burl	1929
Thompson, Clark	1908
Thompson, Gerald	1978
Thompson, Henry	1976, '77, '78
Thorne, Matt	2000
Tidwell, Chad	1995, '96
Tiffée, Ronald C.	1966, '67, '68
Tisher, Mitch	2000
Todd, Jess	2007
Tompkins, C.H.	1909, '10, '11
Toops, Brady	2002, '03, '04
Trainer, Kendall	1986, '87, '88
Trapp, Charles	1930
Trigg, J.W.	1903
Trigg, Tom	1905
Trimble, Claud	1928, '29
Triplett, Gerald	1903
Troglin, Mike	1990
Tschepikow, Ben	2005, '07, '08, '09
Tucker, Jeff	1992
Tyra, John	1966, '67, '68


V	
Van Every, Lynn	1986
Van Horn, Dave	1982
Vann, S.	1910
Vaske, Terry	1992
Vent, Kevin	1998
Verhage, Terry	1968, '69, '70, '71
Vidmar, Ed	1980, '81
Villanueva, Eddie	1971
Vincenheller, G. Aston	1898, '1902
Vincent, Farrell	1971
Vinson, Matt	2010

W	
Wachter, Scott	1980, '81
Wagner, Matt	1991, '92
Wales, Ted	1970, '71, '72
Walker, Brian	2005, '06, '07
Walker, Brian	1992
Walker, Clint	1996
Walker, Doug	1991
Walker, Johnny	1975
Wallace, Ed	1978, '79
Wallace, George	1922
Wallace, Larry	1976, '77, '78, '79
Walling, David	1998, '99
Wanger, Fred	1969, '70
Ward, Jim	1982, '83, '84
Warram, James	1925
Warrior, Manual	1978, '79
Washburn, Kyle	2000, '01
Washington, Fredy Lee	1968
Watkins, David	1992
Watkins, James	1902
Watts, Kern	2004
Watson, J.T.	1905, '06, '08
Watson, John R.	1905, '06
Watson, Michael	1976
Weatherford, Luke	2001, '02
Weaver, Gary Francis	1960, '61, '62
Webb, Richard	1981
Weckel, Wilfin R.	1973
Wehrle, Kendall	2009
Welker, Brad	2007
Wells, Justin	2008, '09
Wells, S.R.	1912
Welsh, Jack	1997, '98, '99, 00
Westerside, Kenneth	1967
Westphal, Robbie	1954, '55
Wheller, Jerry Thomas	1961, '62
Whillock, Jack	1962, '63, '64
Whitaker, Ryan	1991, '92, '93
White, Justin	2004
Whitekiller, Jerel	1998
Wild, Michael	2006
Wilkerson, Lyle Allen Jr.	1952, '53, '54
Wilkinson, Spencer	1987
Wilkins, Andy	2008, '09, '10
Wilkins, Charles	1925, '26
Willard, Matt	2006, '07
Williams, Allen	1991, '92, '93, '94

Williams, Alvin Lee	1947, '48
Williams, Chris	2003
Williams, Darrell Dean	1960, '61, '62
Williams, David Lee	1968, '69, '70, '71
Williams, Jarrell	1959, '60, '61
Williams, L.J.	1919, '20, '21
Williams, Michael	1973, '74
Williams, Paul	1968, '69, '70, '71
Williams, Paul X	1927, '28, '29
Williams, Reggie	1995, '96
Williams, Robert James	1949, '50, '51
Willis, Billy Don	1967, '68
Wimot, J.C.	1898
Wilmoth, John Alan	1968
Wilson, Andy	1996
Wilson, Doyle	1985, '86
Wilson, Gary	1982
Wilson, Joe Bill	1954
Wilson, Roger	1988
Wilson, Tommy	1909, '10, '11
Wishy, Andrew	2001, '02, '03
Wofford, Tim	1982, '83
Wood, David	1974
Wood, Roy	1912, '13
Woodruff, Jim	1970
Woodruff, Patrick	2002
Woods, Jeremy	1995, '96
Woods, Scott	2001, '02
Workman, Richie	1993, '94, '95, '96
Wright, A.E.	1909
Wright, Dan	1997, '98, '99
Wright, Myron Ernest	1964, '65, '66
Wyles, Bill	1970, '71

Y	
Yost, Matt	2003
Young, Clint	1910, '11
Young, Donald	1948
Youngblood, Jon	2000

Z	
Zacher, Todd	1980, 81
Zambrana, Luis	1979, 80
Zane, Kelly	1987, 88



Jay Sawatski



BATTING

Batting Average

Season:		
Rank	Total (H/AB)	Year/Games
1.	.341 (723/2118)	1997 / 56
2.	.334 (593/1775)	1984 / 56
3.	.326 (740/2273)	1987 / 68
4.	.325 (548/1995)	1990 / 62
5.	.321 (704/2192)	1985 / 66
6.	.316 (666/2110)	1998 / 59
7.	.313 (655/2123)	1996 / 59
8.	.3123 (525/1681)	1982 / 57
9.	.3122 (533/1707)	1981 / 52
10.	.309 (240/777)	1973 / 28

At Bats

Game: 67, Texas A&M - 5/5/89

Season:			
Rank	Total	Year / Games	Avg./Gm
1.	2402	2004 / 69	34.81
2.	2339	1999 / 65	35.985
3.	2276	2010 / 64	35.56
4.	2273	1987 / 68	33.43
5.	2233	1989 / 67	33.33
6.	2207	2009 / 65	33.95
7.	2203	2007 / 64	34.42
8.	2192	1985 / 66	33.21
9.	2187	2002 / 63	34.71
10.	2123	1996 / 59	35.983

Runs

Inning: 14, Saint Louis (1st) - 4/7/10

Game: 33, SW Baptist - 3/21/84

Season:			
Rank	Total	Year / Games	Avg./Gm
1.	589	1997 / 56	10.52
2.	575	1987 / 68	8.46
3.	543	1985 / 66	8.23
4.	529	1999 / 65	8.14
5.	498	1998 / 59	8.44
6.	482	1988 / 62	7.77
7.	481	2010 / 64	7.52
	481	2007 / 64	7.52
9.	477	1996 / 59	8.08
10.	466	1989 / 67	8.96

Hits

Game: 32, SW Baptist - 3/21/84

Season:			
Rank	Total	Year / Games	Avg./Gm
1.	740	1987 / 68	10.88
2.	723	1997 / 56	12.91
3.	705	1999 / 65	10.85
4.	704	1985 / 66	10.66
5.	697	2010 / 64	10.89
	697	2004 / 69	10.10
7.	686	1989 / 67	10.24
8.	666	1998 / 59	11.29
9.	655	1996 / 59	11.10
10.	643	2005 / 61	10.54

Doubles

Game: 11, Texas Tech - 4/13/85

Season:

Rank	Total	Year / Games	Avg./Gm
1.	172	1987 / 68	2.53
2.	168	1997 / 56	3.00
3.	153	1999 / 65	2.35
4.	142	1998 / 59	2.41
	142	1989 / 67	2.12
6.	139	1985 / 66	2.11
7.	135	2007 / 64	2.11
8.	133	2005 / 61	2.18
9.	130	2010 / 64	2.03
10.	127	1996 / 59	2.15

Triples

Game: 5, 3x, last vs. Memphis - 2/20/87

Season:

Rank	Total	Year / Games	Avg./Gm
1.	40	1979 / 64	.325
2.	38	1994 / 57	.667
	38	1987 / 68	.559
	38	1983 / 65	.585
5.	35	1989 / 67	.522
	35	1980 / 66	.530
7.	34	1993 / 59	.576
	34	1990 / 62	.548
	34	1984 / 56	.607
10.	34	1985 / 66	.515

Home Runs

Game: 9, Grambling State - 6/4/10

Season:

Rank	Total	Year / Games	Avg./Gm
1.	92	2010 / 64	1.44
2.	84	1999 / 65	1.29
3.	80	2009 / 65	1.23
	80	1997 / 56	1.43
5.	77	2008 / 58	1.32
6.	75	2007 / 64	1.17
7.	74	1985 / 66	1.15
8.	71	1998 / 59	1.20
9.	70	1987 / 68	1.03
10.	64	2006 / 60	1.07
	64	1988 / 62	1.03

RBI

Game: 30, South Carolina - 3/30/97

Saint Louis - 4/7/10

Season:			
Rank	Total	Year / Games	Avg./Gm
1.	525	1997 / 56	9.38
2.	498	1987 / 68	7.32
3.	473	1999 / 65	7.28
4.	470	1985 / 66	7.12
5.	459	1998 / 59	7.78
6.	449	2010 / 64	7.01
7.	433	2007 / 64	6.77
8.	420	1996 / 59	7.12
9.	417	1988 / 62	6.73
10.	416	1986 / 60	6.93



Arkansas set a new team record with nine home runs in its 19-7 win over Grambling State in the 2010 NCAA Fayetteville Regional. Brett Eibner set a new career-high with three round-trippers in the victory.

**Walks**

Game: 16, 3x, last vs. Alabama, 5/506

Season:

Rank	Total	Year / Games	Avg./Gm
1.	361	1985 / 66	5.47
2.	355	1987 / 68	5.22
3.	325	1999 / 65	5.00
4.	309	1990 / 62	4.98
5.	304	2004 / 69	4.41
6.	301	1988 / 62	4.85
7.	290	1983 / 65	4.46
	290	1989 / 67	4.33
9.	288	2007 / 64	4.50
10.	280	1992 / 57	4.91

Total Bases

Season:

Rank	Total	Year / Games	Avg./Gm
1.	1198	1987 / 68	17.62
2.	1189	1997 / 56	21.23
3.	1133	1985 / 66	17.17
4.	1125	2010 / 64	17.58
5.	1124	1999 / 65	17.29
6.	1047	1998 / 59	17.75
7.	1012	1989 / 67	15.10
8.	1008	2007 / 64	15.75
9.	1004	2004 / 69	14.55
10.	985	1988 / 62	15.89

Strikeouts

Game: 25, Auburn - 5/19/94

Season:

Rank	Total	Year / Games	Avg./Gm
1.	518	2009 / 65	7.97
2.	482	2007 / 64	7.53
3.	462	2002 / 63	7.33
4.	454	2006 / 60	7.57
5.	451	2004 / 69	6.54
6.	441	1999 / 65	6.78
7.	439	2008 / 58	7.57
8.	423	2010 / 64	6.61
9.	400	1994 / 57	7.02
10.	386	2005 / 61	6.33

Stolen Bases

Game: 12, Central Missouri St. - 2/28/92

Season:

Rank	Total	Year / Games	Avg./Gm
1.	155	1983 / 65	2.38
2.	142	1982 / 57	2.49
3.	136	1999 / 65	2.09
4.	133	1995 / 61	2.18
5.	123	1987 / 68	1.81
6.	119	1994 / 57	2.09
7.	117	1990 / 62	1.89
8.	115	1993 / 59	1.95
	115	1989 / 67	1.72
10.	112	2004 / 69	1.62
	112	1992 / 57	1.96



Duke Welker posted a 7-5 record with a 3.59 ERA and 80 strikeouts in 97.2 innings in 2007. he was a second-round draft pick of the Pittsburgh Pirates in the Major League Draft.

Slugging Percentage

Season:

Rank	Total	Year / Games
1.	.561	1997 / 56
2.	.527	1987 / 68
3.	.517	1985 / 66
4.	.504	1984 / 56
5.	.496	1998 / 59
6.	.494	2010 / 64
7.	.488	1988 / 62
8.	.486	1990 / 62
9.	.485	1986 / 60
10.	.481	1999 / 65

Sacrifice Hits

Season:

Rank	Total	Year / Games
1.	48	2004 / 69
2.	45	1995 / 61
	45	1982 / 57
4.	44	1987 / 68
5.	43	2009 / 65
6.	42	1976 / 47
7.	40	2008 / 58
8.	39	2006 / 60
9.	38	2007 / 64
	38	2003 / 57
	38	1992 / 57

Sacrifice Flies

Season:

Rank	Total	Year / Games
1.	42	1995 / 61
2.	40	1986 / 60
3.	37	1991 / 62
	37	1989 / 67
5.	34	2007 / 64
	34	2004 / 69
7.	32	2005 / 61
	32	1988 / 62
9.	31	1998 / 59
	31	1987 / 68

Hit By Pitch

Season:

Rank	Total	Year / Games
1.	107	2007 / 64
2.	94	2003 / 57
3.	93	2010 / 64
4.	90	1999 / 65
5.	89	2002 / 63
6.	74	2005 / 61
7.	72	2000 / 64
8.	68	2004 / 69
	68	1998 / 59
10.	61	2001 / 56
	61	1996 / 59

PITCHING**Innings Pitched**

Game: 17.0, Auburn - 5/19/94

Season:

Rank	Total	Year / Games
1.	621.1	2004 / 69
2.	580.0	2009 / 65
3.	578.0	1999 / 65
4.	576.0	1989 / 67
5.	574.2	2010 / 64
6.	567.1	1987 / 68
7.	569.0	2007 / 64
8.	565.0	2002 / 63
9.	546.1	1986 / 60
10.	540.1	2005 / 61

ERA (Lowest)

Rank	Total	Year / Games
1.	2.74	1976 / 47
2.	2.84	1977 / 51
3.	2.96	1971 / 41
4.	3.00	1982 / 57
	3.00	1968 / 28
6.	3.02	1979 / 64
7.	3.18	1973 / 31
8.	3.38	1989 / 67
9.	3.46	1978 / 44
10.	3.59	1991 / 62

**ERA (Highest)**

Rank	Total	Year / Games
1.	6.27	2000 / 54
2.	6.20	1997 / 56
3.	5.90	1992 / 57
4.	5.43	1988 / 62
5.	5.28	1998 / 59
6.	5.12	1999 / 65
7.	5.05	1994 / 57
8.	4.75	1995 / 61
9.	4.92	2008 / 58
10.	4.67	2009 / 65

Strikeouts

Game: 18, Missouri State - 3/25/09

Season:

Rank	Total	Year / Games	Avg./Gm
1.	565	2007 / 64	8.83
2.	554	1999 / 65	8.63
3.	551	2010 / 64	8.61
4.	511	2009 / 65	7.86
5.	506	1995 / 61	8.49
6.	496	1987 / 68	7.87
7.	495	1989 / 67	7.73
8.	480	1998 / 59	8.30
9.	453	2006 / 60	7.62
10.	448	2004 / 69	6.49

Walks

Game: 14, Oklahoma St. - 4/4/89

Season:

Rank	Total	Year / Games	Avg./Gm
1.	315	1987 / 68	5.00
2.	314	1988 / 62	5.56
3.	297	1999 / 65	4.62
4.	295	1994 / 57	5.13
5.	290	1985 / 66	4.78
6.	287	1980 / 66	5.16
7.	275	1979 / 64	4.91
8.	264	1995 / 61	4.43
9.	263	2000 / 54	4.97
10.	254	1982 / 57	5.11

Runs Allowed

Game: 25, Oklahoma State - 1948

Season:

Rank	Total	Year / Games	Avg./Gm
1.	416	2000 / 54	7.86
2.	405	1997 / 56	7.44
3.	397	1999 / 65	6.18
4.	366	1998 / 59	6.33
5.	363	2009 / 65	5.58
6.	355	1994 / 57	6.18
7.	353	1992 / 57	6.60
8.	348	1988 / 62	6.16
9.	344	1987 / 68	5.46
	344	2008 / 58	5.93

Earned Runs Allowed

Season:

Rank	Total	Year / Games	Avg./Gm
1.	338	1997 / 56	6.21
2.	332	2000 / 54	6.27
3.	329	1999 / 65	5.12
4.	316	1992 / 67	5.90
5.	307	1988 / 62	5.43
6.	305	1998 / 57	5.28
7.	301	2009 / 65	4.63
8.	290	1994 / 57	5.05
9.	283	1995 / 61	4.75
	283	2008 / 58	4.88

Hits Allowed

Season:

Rank	Total	Year / Games	Avg./Gm
1.	686	2004 / 69	9.93
2.	624	2002 / 63	9.94
3.	595	2009 / 65	9.15
4.	590	1987 / 68	9.36
5.	581	1997 / 56	10.67
6.	579	1999 / 65	9.02
7.	568	2000 / 54	10.73
8.	567	1985 / 66	9.34
9.	562	1994 / 57	9.78
10.	558	2010 / 64	8.72

Complete Games

Season:

Rank	Total	Year / Games
1.	34	1980 / 66
2.	32	1979 / 64
3.	30	1982 / 57
4.	29	1974 / 43
5.	27	1976 / 47
6.	21	1981 / 52
7.	18	1973 / 31
8.	16	1984 / 56
9.	15	1970 / 32
	15	1992 / 57

Shutouts

Season:

Rank	Total	Year / Games
1.	13	1977 / 51
2.	9	1976 / 47
	9	1978 / 44
	9	1979 / 64
	9	1980 / 66
6.	8	1986 / 60
7.	6	1982 / 57
	6	1989 / 67
9.	7	2007 / 64

Saves

Season:

Rank	Total	Year / Games
1.	19	2006 / 60
2.	17	1989 / 67
3.	16	2009 / 65
	16	2004 / 69
	16	1987 / 68
6.	15	1995 / 61
	15	1990 / 62
8.	14	2002 / 63
	14	1998 / 59
	14	1985 / 66

Consecutive Shutouts

4 - 1980 (March 15-16 - 2 DHs)

TEAM FIELDING**Percentage**

Season: .974 - 1989

Assists

Game: 24, Auburn - 5/19/94

Season: 728 - 2009



Jess Todd fanned 128 batters in 2007, which is tied for the third-most in a single season. He led the Hogs' squad that set the school record with 565 strikeouts as a team.

**Putouts**

Game: 51, Auburn - 5/19/94
Season: 1740 - 2009

Errors

Game: 7, 4x, last vs. La. Tech - 3/20/01
Season: 115 - 1983

Double Plays

Game: 4, 17 times; last time at Georgia - 4/22/07
Season: 77 - 1985

Triple Plays

Game: 1, 2B Brett Harrison to SS Jim Ward to 1B Ralph Kraus vs. Texas (1983 SWC Tourn.); 2B Mark Burnett to SS Joe Jester to 1B Rodney Nye vs. Auburn (SEC Tournament) - 5/17/98

TEAM MISCELLANEOUS**Longest Game, innings**

17 innings, Auburn - 5/19/94

Longest Game, time

5:57, vs Texas A&M (16 inn) - 5/5/89

Most Runs, combined

40, Arkansas 32, Saint Louis 8 - 4/7/10

Most Runners Left on Base

19, vs. Tennessee - 4/20/02

Most Wins

Season: 51 - 1985, 1987, 1989

Most Losses

Season: 30 - 2000

Most Consecutive Wins

18 - 2/7/96-3/5/96

Most Consecutive Losses

8 - 4/21/93-5/1/93; 3/24/00-4/9/00

Most Consecutive SEC Wins

10 - 3/21/99-4/11/99

Most Consecutive SEC Losses

18 - 3/12/00-4/28/00

Most Wins to Start Season

18 - 2/7/96-3/5/96

Most SEC Wins

22 - 1999

Most Conference (SEC) Losses

20 - 2000

ATTENDANCE**Home Game**

(Regular Season - tickets sold)
11,434 vs. Arizona St. - 4/8/09
(Regular Season - actual)
11,014 vs. Arizona St. - 4/8/09

Home Series

(Regular season - tickets sold)
30,564 vs. LSU (three dates) - 5/4/07 - 5/6/07
(Regular season - actual)
29,931 vs. LSU (three dates) - 5/4/07 - 5/6/07

Home Total Season

(Tickets sold)
292,734 (38 dates) - 2010
(Actual)
232,218 (38 dates) - 2010

Home Average Season

(Tickets sold)
8,069 (33 dates) - 2007
(Actual)
6,111 (38 dates) - 2010

NCAA Postseason Game

10,027 vs. Florida State - 6/12/04
(NCAA Super Regional at Fayetteville, Ark.)

Attendance: All Games

23,549 vs. Cal St. Fullerton - 6/13/09
(College World Series)



Arkansas fans continued to fill Baum Stadium at a record pace in 2010 as 292,734 (7,703 per game) tickets were sold during the season. The Razorbacks finished the season second nationally in total and average attendance.



INDIVIDUAL BATTING

Games

Season: 68, Haas Pratt, Casey Rowlett - 2004
Career: 246, Danny Hamblin - 2004-07

Batting Average

Season: .429, Zack Cox - 2010
Career: .377, Matt Erickson - 1995-97

At Bats

Game: 9, Scott Pose, Greg D'Alexander vs. Texas A&M - 5/5/89
Season: 269, Rodney Nye - 1999
Career: 940, Danny Hamblin - 2004-07

Runs

Game: 6, Todd Zacher vs. W. Michigan - 2/28/81;
Jeremy Jackson vs. Northeastern (Okla.) State - 4/16/97
Season: 87, Eric Hinske - 1997
Career: 241, Ryan Lundquist - 1996-99

Hits

Game: 6, Jeff King vs. Houston - 4/14/84;
Kenderick Moore vs. Alabama - 5/20/95;
Jason McConnell vs. Vanderbilt - 3/16/97;
Jeremy Jackson vs. NE (Okla.) State - 4/16/97
Season: 102, Zack Cox, 2010
Career: 288, Ryan Lundquist - 1996-99

Doubles

Game: 4, Rodney Nye vs. Louisiana Tech - 3/31/98
Season: 28, Jim Kremers - 1987
Career: 68, Ryan Lundquist - 1996-99

Triples

Game: 2, by many; last by Ryan Fox vs. Georgia - 4/6/03
Season: 12, Troy Eklund - 1989; Johnny Ray - 1979
Career: 20, Ty Bilderback - 1992-95

Home Runs

Game: 3, Greg Snowden vs. Rice - 1974;
Kevin McReynolds vs. TCU - 4/27/80;
Scott Epps vs. SMS - 4/30/92;
Ryan Lundquist vs. Central Missouri St. - 3/4/97;
Rodney Nye at South Carolina - 5/16/99;
Danny Hamblin vs. ORU - 4/12/05;
Aaron Murphree vs. Siena - 3/7/08;
Tim Smalling at Ole Miss - 4/26/08;
Brett Eibner vs. Grambling State - 6/4/10
Season: 24, Ryan Lundquist - 1997
Career: 57, Danny Hamblin - 2004-07

RBI

Game: 9, Ryan Lundquist vs. Central Missouri State - 3/4/97
Season: 82, Jeff King - 1985
Career: 232, Ryan Lundquist - 1996-99

Walks

Game: 5, Jim Kremers vs. Northwest Missouri State - 3/4/85;
Jake Dugger vs. Alabama - 5/5/06
Season: 68, Scott Loseke - 1983
Career: 163, Jake Dugger - 2004-07



Casey Coon proved to be a clutch hitter and run producer for the Razorbacks. In 2007, he drove in 71 runs, which led the team, ranked third in the SEC and tied for the eighth most by an Arkansas player in a single season.

Strikeouts

Game: 5, Ty Bilderback, Jeff Parsons vs. Auburn - 5/19/94
Season: 73, Brian Kirby - 1999
Career: 235, Danny Hamblin - 2004-07

Stolen Bases

Game: 4, four times; last by Logan Forsythe vs. Ole Miss - 5/19/07
Season: 42, Scott Loseke - 1983
Career: 95, Kenderick Moore - 1992-96

Total Bases

Game: 15, Ryan Lundquist vs. Central Missouri State - 3/4/97
Season: 190, Ryan Lundquist - 1997
Career: 538, Ryan Lundquist - 1996-99

Extra-Base Hits

Game: 4, Ralph Kraus vs. TCU - 4/19/85;
Kirk Piskor vs. Wis.-Oshkosh - 3/19/90;
Greg D'Alexander vs. Indiana St. - 4/1/90;
Ryan Lundquist vs. Central Missouri St. - 3/4/97;
Rodney Nye vs. La. Tech - 3/31/98;
Danny Hamblin at ORU - 4/12/05;
Andy Wilkins at Oklahoma - 5/30/09;
Brett Eibner vs. Grambling State - 6/4/10
Season: 50, Andy Skeels - 1987
Career: 131, Ryan Lundquist - 1996-99

Slugging Percentage

Season: .819, Ryan Lundquist - 1997
Career: .694, Jeff King - 1984-86

Hit By Pitch

Game: 3, Judd Kindel vs. Kansas St. - 3/10/03;
Jack Welsh vs. Centenary - 3/1/00, vs. Florida - 3/25/00
Collin Kuhn vs. Georgia - 4/18/10
Season: 25, Collin Kuhn - 2010
Career: 52, Jack Welsh - 1997-2000

Sacrifice Hits

Game: 2, by many; last by Tim Carver vs. Florida - 5/22/09
Season: 11, Jeff Houck - 1992
Career: 36, Jeff Houck - 1990-93

Sacrifice Flies

Game: 2, 10 times; last by Brett Eibner vs. Missouri State - 4/28/10
Season: 12, Greg D'Alexander - 1989
Career: 20, Greg D'Alexander - 1987-90

INDIVIDUAL PITCHING

Wins

Season: 13, Rich Erwin - 1979;
Steve Krueger - 1980
Career: 34, Scott Tabor - 1979-82

Appearances

Season: 36, Phillip Stidham - 1989, 1991
Career: 105, Phillip Stidham - 1989-91

Innings Pitched

Game: 11.2, Charlie Corbell vs. Rice - 1983
Season: 124.0, Rich Erwin - 1979;
Nick Schmidt - 2007
Career: 383.1, Charley Boyce - 2003-06

Strikeouts

Game: 17, Jess Todd vs. South Carolina (SEC Tournament) - 5/24/07
Season: 155, David Walling - 1999
Career: 345, Nick Schmidt - 2005-07

Walks

Game: 9, John Cebuhar vs. Missouri - 4/27/88;
Steve Parker vs. Rice - 3/15/86
Season: 73, John Cebuhar - 1987
Career: 165, Barry Lunney - 1993-97

**ERA**

Season: 0.95, Phillip Stidham - 1990

Career: 1.62, Phillip Stidham - 1989-91

Saves

Season: 12, Tim Deitz - 1985;

Phillip Stidham - 1989

Career: 33, Phillip Stidham - 1989-91

Games Started

Season: 19, Charley Boyce - 2004;

Clint Brannon - 2004

Career: 55, Charley Boyce - 2003-06

Complete Games

Season: 11, Steve Krueger - 1979, 1980

Career: 28, Scott Tabor - 1979-82

INDIVIDUAL FIELDING**Putouts**

Game: 20, Andy Wilkins vs. Washington St. - 5/29/09

Season: 560, Dave Patterson - 1986

Career: 1,301, Danny Hamblin - 2004-07

Assists

Game: 10, Devin Day vs. Texas-Pan American - 3/7/04

Season, infielder: 195, Brett Harrison - 1983

Season, outfielder: 11, Jay Carpenter - 1988

Career: 539, Tim Thomas - 1989-92

Errors

Game: 4, Chris Shaddy vs. TCU - 4/27/80

Season: 28, Jason McConnell - 1996

Career: 57, Allen Williams - 1991-94

INDIVIDUAL MISCELLANEOUS**Longest Hit Streak**

30 games, Randy Bobb - 1987

Consecutive Hits

10, Craig Gentry - 2005

Consecutive Steals

37, Chris Clark - 1994-97

Fewest Strikeouts (min. 200 AB)

6, Keith Longoria (202 AB) - 1982

Consecutive Strikeouts (start game)

9, Jess Todd - vs. South Carolina - 5/24/07

Consecutive Batters Retired

20, Tim Deitz vs. Texas A&M - 1983;

Richie Nye vs. Iowa State - 1996

Consecutive Scoreless Innings Pitched

29.0, David Walling - 1998

Fewest Walks (season, min. 30 IP)

5, Jarrett Gardner (93.1 IP - 2003)

Fewest Hits (season, min. 30 IP)

12, Bill Bakewell (31 IP), 1977

Fewest Runs (season, min. 30 IP)

7, Bill Bakewell (31 IP), 1977

Fewest Earned Runs (season, min. 30 IP)

4, Bill Bakewell (31 IP), 1977

Most Defeats (season)

10, Charley Boyce - 2005

Longest Relief Appearance

9.0 IP, Les Lancaster vs. Oral Roberts - 5/9/82

Best Winning Pct. by Pitcher (min. 10 decisions)

1.000, Steve Krueger (13-0) - 1980



Andy Wilkins set the school record for putouts with 20 in a 10-3 win over Washington State in the 2009 NCAA Norman Regional.



Craig Gentry patrolled the Razorbacks' outfield in 2005 and 2006. He set the Arkansas record for most consecutive hits with 10 in 2005.



GAMES

G	Player	Years
1. 246	Danny Hamblin	2004-07
2. 242	Kenderick Moore	1992-96
3. 239	Jake Dugger	2004-07
4. 236	Jeff Houck	1990-93
5. 234	Don Thomas	1986-89
6. 232	Ryan Lundquist	1996-99
7. 228	Brian Kirby	1998-01
8. 226	Ralph Kraus	1983-86
9. 223	Greg D'Alexander	1987-90
223	Troy Eklund	1986-89

BATTING AVERAGE (MIN. 300 AB)

AVG	Player	Years
1. .377	Matt Erickson	1995-97
2. .373	Dave Patterson	1985-86
3. .372	Jeff King	1984-86
4. .358	Andy Skeels	1986-87
5. .356	Randy Bobb	1987-88
6. .355	Zack Cox	2009-10
7. .350	Jeff Hoefler	2000-01
8. .349	Mark Johnson	1990-91
9. .348	Ryan Hinske	1996-98
10. .343	Scott Loseke	1982-83

AT BATS

AB	Player	Years
1. 940	Danny Hamblin	2004-07
2. 880	Kenderick Moore	1992-96
3. 874	Ryan Lundquist	1996-99
4. 863	Jake Dugger	2004-07
5. 776	Scott Hode	2002-05
6. 770	Jeff Houck	1990-93
7. 769	Allen Williams	1991-94
8. 766	Brian Kirby	1998-01
9. 759	Jack Welsh	1997-00
10. 750	Clay Goodwin	2002-05

HITS

H	Player	Years
1. 288	Ryan Lundquist	1996-99
2. 284	Danny Hamblin	2004-07
3. 282	Kenderick Moore	1992-96
4. 260	Matt Erickson	1995-97
5. 247	Allen Williams	1991-94
6. 245	Ralph Kraus	1983-86
7. 243	Greg D'Alexander	1987-90
8. 242	Jake Dugger	2004-07
9. 237	Jeff King	1984-86
10. 229	Jack Welsh	1997-00

SINGLES

1B	Player	Years
1. 209	Kenderick Moore	1992-96
2. 183	Matt Erickson	1995-97
3. 176	Jeff Houck	1990-93
4. 165	Jack Welsh	1997-00
5. 163	Danny Hamblin	2004-07
6. 162	Jake Dugger	2004-07
7. 157	Ben Tschepikow	2005-09
157	Clay Goodwin	2002-05
157	Ryan Lundquist	1996-99
10. 150	Allen Williams	1991-93

DOUBLES

2B	Player	Years
1. 68	Ryan Lundquist	1996-99
2. 62	Matt Erickson	1995-97
3. 61	Danny Hamblin	2004-07
4. 60	Allen Williams	1991-94
5. 58	Brian Kirby	1998-01
58	Jim Kremers	1985-88
58	Ralph Kraus	1983-86
8. 56	Greg D'Alexander	1987-90
56	Jeff King	1984-86
10. 55	Eric Hinske	1996-98
55	John Hennell	1978-81

TRIPLES

3B	Player	Years
1. 20	Ty Bilderback	1992-95
2. 19	Allen Williams	1991-94
3. 18	Norm Roberts	1982-85
4. 17	Troy Eklund	1986-89
17	Ralph Kraus	1983-86
6. 15	Jason McConnell	1995-97
7. 14	Scott Epps	1989-92
14	Kevin McReynolds	1979-81
14	Johnny Ray	1978-79
10. 13	Kenderick Moore	1992-96
13	Bubba Carpenter	1988-91
13	John Hennell	1978-81

HOME RUNS

HR	Player	Years
1. 57	Danny Hamblin	2004-07
2. 56	Ryan Lundquist	1996-99
3. 42	Brett Eibner	2008-10
42	Andy Wilkins	2008-10
42	Jeff King	1984-86
6. 39	Brian Kirby	1998-01
7. 35	Greg D'Alexander	1987-90
35	Rodney Nye	1998-99
9. 34	Jake Dugger	2004-07
10. 33	Ryan Fox	2001-03
33	Kevin McReynolds	1979-81

SLUGGING PERCENTAGE

SLG	Player	Years
1. .695	Jeff King	1984-86
2. .681	Andy Skeels	1986-87
3. .642	Kevin McReynolds	1979-81
4. .632	Rodney Nye	1998-99
5. .616	Ryan Lundquist	1996-99
6. .608	Eric Hinske	1996-98
7. .589	Andy Wilkins	2008-10
8. .587	Norm Roberts	1982-85
.587	Brett Eibner	2008-10
10. .586	Zack Cox	2009-10

RUNS

R	Player	Years
1. 241	Ryan Lundquist	1996-99
2. 212	Jack Welsh	1997-00
3. 204	Kenderick Moore	1992-96
5. 202	Danny Hamblin	2004-07
6. 193	Allen Williams	1991-94
7. 188	Matt Erickson	1995-97
8. 182	Jake Dugger	2004-07
182	Troy Eklund	1986-89
10. 178	Eric Hinske	1996-98
178	Jeff King	1984-86

RBI

RBI	Player	Years
1. 233	Ryan Lundquist	1996-99
2. 219	Danny Hamblin	2004-07
3. 204	Jeff King	1984-86
4. 184	Greg D'Alexander	1987-90
5. 180	Troy Eklund	1986-89
6. 173	Eric Hinske	1996-98
173	Jim Kremers	1985-88
8. 165	Andy Wilkins	2008-10
165	Brian Kirby	1998-01
10. 159	Jake Dugger	2004-07

TOTAL BASES

TB	Player	Years
1. 538	Ryan Lundquist	1996-99
2. 522	Danny Hamblin	2004-07
3. 443	Jeff King	1984-86
4. 416	Greg D'Alexander	1987-90
5. 400	Kenderick Moore	1992-96
400	Ralph Kraus	1983-86
7. 399	Allen Williams	1991-94
8. 394	Jake Dugger	2004-07
9. 388	Brian Kirby	1998-01
10. 386	Troy Eklund	1986-89

EXTRA-BASE HITS

EBH	Player	Years
1. 131	Ryan Lundquist	1996-99
2. 121	Danny Hamblin	2004-07
3. 110	Jeff King	1984-86
4. 98	Brian Kirby	1998-01
5. 97	Allen Williams	1991-94
97	Greg D'Alexander	1987-90
7. 96	Ralph Kraus	1983-86
8. 93	Troy Eklund	1986-89
9. 91	Eric Hinske	1996-98
10. 88	Jim Kremers	1985-88

STOLEN BASES

SB	Player	Years
1. 95	Kenderick Moore	1992-96
2. 72	Scott Bridges	2002-05
3. 71	Allen Williams	1991-94
4. 68	Scott Pose	1987-89
5. 65	Jeff Houck	1990-93
6. 63	Jeff Parsons	1993-95
7. 57	Scott Loseke	1982-83
8. 50	Scott Bridges	2002-05
50	Jack Welsh	1997-00
10. 49	Mark Johnson	1990-91

WALKS

BB	Player	Years
1. 163	Jake Dugger	2004-07
2. 156	Tim Thomas	1989-92
3. 129	Allen Williams	1991-94
4. 121	Danny Hamblin	2004-07
121	Bubba Carpenter	1988-91
6. 120	Jeff Houck	1990-93
7. 112	Andy Wilkins	2008-10
8. 110	Scott Pose	1987-89
9. 106	Jeff Parsons	1993-95
10. 104	Jim Kremers	1985-88
104	Jeff King	1984-86
104	Ralph Kraus	1983-86

STRIKEOUTS

K	Player	Years
1. 235	Danny Hamblin	2004-07
2. 224	Brian Kirby	1998-01
3. 211	Jake Dugger	2004-07
4. 168	Ryan Lundquist	1996-99
5. 161	Brett Eibner	2008-10
6. 151	Ryan Fox	2001-03
7. 138	Jack Welsh	1997-00
8. 137	Tim Thomas	1989-92
9. 132	Brian Walker	2005-07
10. 127	Scott Hode	2002-05

SACRIFICE HITS

SH	Player	Years
1. 36	Jeff Houck	1990-93
2. 22	Scott Hode	2002-05
3. 18	Scott Bridges	2002-05
18	Tim Thomas	1989-92
18	Don Thomas	1986-89
6. 17	Allen Williams	1991-94
7. 15	Sean Jones	2007-08
15	Kirk McConnell	2002-03
15	Jeff Parsons	1993-95
10. 14	Matt Erickson	1995-97
14	Ron Moore	1989-91
14	Scott Pose	1987-89

SACRIFICE FLIES

SF	Player	Years
1. 20	Greg D'Alexander	1987-90
2. 18	Jeff King	1984-86
3. 16	Danny Hamblin	2004-07
4. 15	Kenderick Moore	1992-96
15	Allen Williams	1991-94
6. 13	Troy Eklund	1986-89
13	Jack Welsh	1997-00
8. 12	Eric Hinske	1996-98
12	Kyle Harris	1992-94
12	Scott Hode	2002-05

HIT BY PITCH

HBP	Player	Years
1. 52	Jack Welsh	1997-00
2. 48	Ryan Lundquist	1996-99
3. 37	Collin Kuhn	2009-Pres.
4. 34	Kenderick Moore	1992-96
5. 33	Joe Jester	1997-99
6. 32	Brady Toops	2002-04
7. 29	Scott Bridges	2002-05
29	Casey Coon	2007-08
9. 28	Jake Dugger	2004-07
10. 27	Michael Conner	2001-02



SEASON BATTING RECORDS

GAMES PLAYED

GP	Player	Year
1. 68	Haas Pratt	2004
68	Casey Rowlett	2004
3. 67	Jake Dugger	2004
67	Jim Kremers	1987
67	Andy Skeels	1987
67	Kelly Zane	1987
7. 66	Greg D'Alexander	1989
66	Troy Eklund	1989
66	Scott Pose	1989
10. 65	Andy Wilkins	2009
65	Jeff King	1985
65	Scott Loseke	1983
65	Mike Robinson	1983

BATTING AVERAGE (MIN. 95 AB)

AVG	Player	Year
1. .429	Zack Cox	2010
2. .425	Jeremy Jackson	1997
3. .417	Bill Dorothy	1969
4. .398	Matt Erickson	1997
5. .397	Ryan Lundquist	1997
.397	Ralph Kraus	1986
7. .393	Jim Kremers	1987
8. .391	Matt Erickson	1996
9. .387	Greg D'Alexander	1990
.387	Dave Patterson	1986

AT BATS

AB	Player	Year
1. 269	Rodney Nye	1999
2. 263	Joe Jester	1999
3. 262	Ryan Lundquist	1999
4. 259	Collin Kuhn	2010
5. 258	Haas Pratt	2004
6. 255	Jason McConnell	1996
7. 254	Jeff King	1985
8. 253	Danny Hamblin	2004
9. 252	Kenderick Moore	1995
10. 251	Jason McConnell	1997
251	Jack Welsh	1999

HITS

H	Player	Year
1. 102	Zack Cox	2010
2. 97	Matt Erickson	1996
3. 94	Matt Erickson	1997
94	Jeremy Jackson	1997
94	Jim Kremers	1987
6. 93	Jeff King	1985
7. 92	Ryan Lundquist	1997
8. 91	Andy Skeels	1987
91	Ralph Kraus	1986
91	Dave Patterson	1986

SINGLES

1B	Player	Year
1. 78	Zack Cox	2010
2. 68	Matt Erickson	1996
3. 67	Tom Pagnozzi	1983
4. 66	Scott Pose	1989
66	Dave Patterson	1986
66	Dave Patterson	1985
7. 64	Jason McConnell	1996
8. 60	Casey Rowlett	2004
60	Matt Erickson	1997
60	Kenderick Moore	1995
60	Kirk Piskor	1990
60	Greg D'Alexander	1989

DOUBLES

2B	Player	Year
1. 28	Jim Kremers	1987
2. 27	Eric Hinske	1998
27	Matt Erickson	1997
27	Ralph Kraus	1986
5. 26	Jeff King	1985
6. 25	Andrew Wishy	2003
25	Andy Skeels	1987
8. 24	Matt Erickson	1996
24	Rodney Nye	1998
24	Kelly Zane	1987

TRIPLES

3B	Player	Year
1. 12	Troy Eklund	1989
12	Johnny Ray	1979
3. 9	Bob Hughes	1994
4. 8	Kirk McConnell	2002
8	Jeremy Jackson	1997
8	Scott Loseke	1983
8	Kevin McReynolds	1979
8	Stan Ley	1971
8	David Marshall	1971
10. 7	Jason McConnell	1996
7	Ty Bilderback	1994
7	Andy Skeels	1987
7	Ralph Kraus	1986
7	Norm Roberts	1985
7	Chris Shaddy	1981

HOME RUNS

HR	Player	Year
1. 24	Ryan Lundquist	1997
2. 22	Brett Eibner	2010
22	Danny Hamblin	2007
4. 20	Rodney Nye	1999
5. 19	Andy Wilkins	2009
19	Ryan Fox	2003
7. 18	Andy Skeels	1987
8. 17	Danny Hamblin	2006
17	Michael Conner	2002
17	Eric Hinske	1997
17	Jeff King	1986
17	Jeff King	1985
17	Kevin McReynolds	1980

SLUGGING PERCENTAGE (MIN. 150 AB)

SLG	Player	Year
1. .819	Ryan Lundquist	1997
2. .802	Jeff King	1986
3. .763	Andy Skeels	1987
4. .734	Ralph Kraus	1986
5. .723	Kevin McReynolds	1980
6. .718	Brett Eibner	2010
7. .701	Jeremy Jackson	1997
.701	Jeff King	1985
9. .689	Greg D'Alexander	1990
10. .685	Norm Roberts	1985

RUNS

R	Player	Year
1. 87	Eric Hinske	1997
2. 86	Matt Erickson	1997
3. 83	Ryan Lundquist	1997
4. 78	Jason McConnell	1996
5. 76	Joe Jester	1999
6. 72	Dave Patterson	1986
7. 71	Jason McConnell	1997

71	Scott Loseke	1983
70	Andy Skeels	1987
69	Matt Erickson	1996
69	Mark Johnson	1991
69	Kelly Zane	1987

RBI

RBI	Player	Year
1. 82	Jeff King	1985
2. 78	Ryan Lundquist	1997
78	Rodney Nye	1999
4. 76	Eric Hinske	1997
76	Jim Kremers	1987
76	Andy Skeels	1987
7. 72	Jeremy Jackson	1997
8. 71	Brett Eibner	2010
71	Casey Coon	2007
71	Eric Hinske	1998

TOTAL BASES

TB	Player	Year
1. 190	Ryan Lundquist	1997
2. 184	Andy Skeels	1987
3. 178	Jeff King	1985
4. 168	Ralph Kraus	1986
5. 167	Rodney Nye	1999
6. 161	Collin Kuhn	2010
7. 159	Kevin McReynolds	1980
8. 158	Jim Kremers	1987
9. 155	Brett Eibner	2010
155	Eric Hinske	1997
155	Jeremy Jackson	1997

EXTRA-BASE HITS

EBH	Player	Year
1. 50	Andy Skeels	1987
2. 48	Ryan Lundquist	1997
3. 47	Jeff King	1985
4. 46	Ralph Kraus	1986
5. 42	Jim Kremers	1987
42	Jeff King	1986
7. 39	Brett Eibner	2010
39	Rodney Nye	1998
39	Rodney Nye	1999
10. 38	Collin Kuhn	2010
38	Eric Hinske	1998

STOLEN BASES

SB	Player	Year
1. 42	Scott Loseke	1983
2. 35	Gary Jones	1982
35	Joe Jester	1999
4. 32	Jeff Parsons	1995
5. 29	Kenderick Moore	1996
29	Allen Williams	1992
7. 28	Ty Bilderback	1995
28	Scott Pose	1989
9. 27	Jim Ward	1984
10. 26	Kenderick Moore	1995
26	Mark Johnson	1990
26	Dan Campbell	1987

WALKS

BB	Player	Year
1. 68	Scott Loseke	1983
2. 58	Gary Jones	1982
3. 57	Jeff King	1986
4. 54	Tim Thomas	1990
5. 53	Mark Burnett	1999
6. 50	Jake Dugger	2004

7. 49	Chase Leavitt	2009
8. 48	Andy Wilkins	2009
48	Tim Thomas	1992
10. 46	Logan Forsythe	2008

STRIKEOUTS

K	Player	Year
1. 73	Brian Kirby	1999
2. 69	Danny Hamblin	2007
3. 65	Zack Cox	2009
4. 62	Danny Hamblin	2006
5. 61	Brian Kirby	2000
61	Tim Smalling	2008
7. 60	Brett Eibner	2009
60	Danny Hamblin	2004
9. 56	Jake Dugger	2007
56	Michael Conner	2002

SACRIFICE HITS

SH	Player	Year
1. 11	Jeff Houck	1992
2. 10	Jeff Houck	1993
10	Ron Moore	1987
4. 9	Brady Toops	2004
9	Matt Erickson	1995
9	David Williams	1971
7. 8	Collin Kuhn	2009
8	Kenderick Moore	1995
8	Jeff Parsons	1994
8	Jeff Houck	1991
8	Tim Thomas	1990
8	Don Thomas	1988
8	Dan Lambeth	1982

SACRIFICE FLIES

SF	Player	Year
1. 12	Greg D'Alexander	1989
2. 9	Eric Hinske	1997
3. 8	Jack Welsh	1999
4. 7	Scott Hode	2004
7	Allen Williams	1994
7	Kyle Harris	1992
7	Jeff King	1986
7	Doyle Wilson	1985
7	Kevin McReynolds	1979

HIT BY PITCH

HBP	Player	Year
1. 25	Collin Kuhn	2010
2. 22	Joe Jester	1999
3. 21	Casey Coon	2007
4. 18	Michael Conner	2002
18	Jack Welsh	2000
6. 17	Brady Toops	2004
7. 16	Jack Welsh	1998
8. 15	Ryan Fox	2003
15	Jack Welsh	1999
10. 14	Brady Toops	2003

HAZORBACKS

COACHES

PLAYERS

BAUM STADIUM

2010 SEASON

2011 OPPONENTS

HISTORY

UNIVERSITY



APPEARANCES

APP	Player	Years
1. 105	Phillip Stidham	1989-91
2. 87	Charley Boyce	2003-06
3. 82	Rob Quarnstrom	1995-98
4. 78	Josh Merryman	2000-03
5. 71	Wes McCrotty	1998-01
6. 68	Mike Bolsinger	2008-10
7. 64	Les Lancaster	1982-84
8. 63	Stephen Richards	2007-09
63	Ryan Whitaker	1991-93
10. 62	Bobby Edwards	1987-88

VICTORIES

Wins	Player	Years
1. 34	Scott Tabor	1979-82
2. 30	Charley Boyce	2003-06
3. 28	Nick Schmidt	2005-07
4. 26	Dennis Fletcher	1986-89
5. 25	Brian Cook	1990-93
6. 24	Matt Carnes	1995-97
7. 23	Doug Bennett	1989-91
23	Kevin Campbell	1984-86
23	Steve Krueger	1979-80
23	Rich Erwin	1976-79

SAVES

Saves	Player	Years
1. 33	Phillip Stidham	1989-91
2. 15	Bill Bakewell	1977-79
3. 14	Tim Deitz	1983-85
4. 13	Stephen Richards	2007-09
13	Les Lancaster	1982-84
6. 12	Tim Peters	1986-87
7. 10	Jay Sawatski	2003-04
8. 9	Devin Collis	2005-06
9	Lance Franks	1996-97
9	Jason Stephens	1996

COMPLETE GAMES

CG	Player	Years
1. 28	Scott Tabor	1979-82
2. 22	Steve Krueger	1979-80
3. 18	Terry Verhage	1968-71
4. 16	Kevin Campbell	1984-86
5. 15	Matt Carnes	1995-97
6. 14	Rich Erwin	1976-79
14	Mark McClain	1976-77
14	Larry Paulsen	1970-73
9. 13	Charlie Corbell	1982-83
10. 10	Brian Cook	1990-93
10	Warren Hemm	1975-76

GAMES STARTED

GS	Player	Years
1. 55	Charley Boyce	2003-06
2. 52	Nick Schmidt	2005-07
3. 46	Scott Tabor	1979-82
46	Kevin Campbell	1984-86
5. 44	Dennis Fletcher	1986-89
6. 43	Charlie Isaacson	1999-02
7. 42	Barry Lunney	1993-97
42	Brent Birch	1990-93
42	Brian Cook	1990-93
10. 39	Matt Carnes	1995-97

INNINGS PITCHED

IP	Player	Years
1. 383.1	Charley Boyce	2003-06
2. 368	Scott Tabor	1979-82
3. 340.1	Nick Schmidt	2005-07
4. 306	Matt Carnes	1995-97
5. 301.2	Kevin Campbell	1984-86
6. 278.0	Charlie Isaacson	1999-02
7. 272.2	Brent Birch	1990-93
8. 265	Rich Erwin	1976-79
9. 261.2	Ray Harris	1985-88
10. 260	Brian Cook	1990-93

STRIKEOUTS

K	Player	Years
1. 345	Nick Schmidt	2005-07
2. 301	Matt Carnes	1995-97
3. 283	David Walling	1998-99
4. 261	Scott Tabor	1979-82
5. 229	Charley Boyce	2003-06
6. 225	Gerald Hannahs	1971-74
7. 223	Mike Oquist	1987-89
8. 219	Charlie Isaacson	1999-02
9. 216	Rob Quarnstrom	1995-98
10. 202	Dennis Fletcher	1986-89

ERA (MIN. 100 IP)

ERA	Player	Years
1. 1.62	Phillip Stidham	1989-91
2. 1.66	Steve Krueger	1979-80
3. 2.17	Tim Lollar	1977-78
4. 2.35	David Rhodes	1977-78
5. 2.67	Scott Tabor	1979-82
6. 2.77	Dan Brown	1990-91
7. 2.82	Mark McClain	1976-77
8. 2.83	Nick Schmidt	2005-07
9. 2.89	Rich Erwin	1976-79
10. 2.92	Warren Hemm	1975-76

WALKS

BB	Player	Years
1. 165	Barry Lunney	1993-97
2. 164	Kevin Campbell	1984-86
3. 161	Dennis Fletcher	1986-89
4. 158	Scott Tabor	1979-82
5. 141	John Cebuhar	1987-88
6. 140	Nick Schmidt	2005-07
7. 129	Matt Carnes	1995-97
8. 122	Charlie Isaacson	1999-02
9. 119	Butch Hopkins	1967-69
10. 118	Scott Brocail	1991-94



Charley Boyce is the Hogs' all-time leader in innings pitched and starts.

ARKANSAS NO - HITTERS

Player	Opponent	Score	Date
*Rich Erwin	Missouri Southern	0-0	3/12/76
David Rhodes	Northeastern (Okla.) State	2-0	3/1/77
Scott Glanz	North Dakota State	10-1	3/17/82
Tim Deitz	Texas A&M	3-0	4/2/83
#Fred Faust	Southwest Baptist	21-0	3/21/84
+Steve Parker	Texas A&M	10-0	3/29/86
Dennis Fletcher			
Tim Sherrill			
Tim Peters	St. Louis	9-0	3/11/87
Brian Cook			
Brian Dennison	Evangel	10-0	4/2/91
Todd Abbott	Vanderbilt	6-0	4/1/94
Richie Nye	Iowa State	14-0	3/1/96
Scott Roehl	Kansas State	2-0	3/20/01
Nick Schmidt			
Brian McLelland			
Devin Collis	Oklahoma State	3-0	2/11/06

* - 10.2 IP; # - 5.0 IP; + - 7.0 IP



Nick Schmidt, Brian McLelland and Devin Collis combined for the 12th no-hitter in school history on Feb. 12, 2006 vs. Oklahoma State. Schmidt (above) hurled the first six innings with McLelland pitching the seventh and Collis closing things out in the eighth and ninth innings.



APPEARANCES

	APP	Player	Year
1.	36	Phillip Stidham	1991
	36	Phillip Stidham	1989
3.	34	Tim Deitz	1985
4.	33	Devin Collis	2006
	33	Phillip Stidham	1990
	33	Bobby Edwards	1987
7.	32	Boyd Goodner	2004
	32	Les Lancaster	1983
9.	31	Stephen Richards	2009
	31	Kevin Vent	1999

VICTORIES

	Wins	Player	Year
1.	13	Steve Krueger	1980
	13	Rich Erwin	1979
3.	11	Nick Schmidt	2007
	11	Charley Boyce	2005
	11	Bobby Edwards	1988
	11	John Cebuhar	1987
	11	Fred Farwell	1985
	11	Scott Tabor	1981
9.	10	Nick Schmidt	2007
	10	Charley Boyce	2004
	10	Jay Sawatski	2004
	10	David Walling	1999
	10	David Walling	1998
	10	Matt Carnes	1996
	10	Doug Bennett	1990
	10	Dennis Fletcher	1989
	10	Mike Oquist	1989
	10	Kevin Campbell	1985
	10	Charlie Corbell	1983
	10	Steve Krueger	1979
	10	Scott Tabor	1979

SAVES

	Sv	Player	Year
1.	12	Phillip Stidham	1989
	12	Tim Deitz	1985
3.	11	Phillip Stidham	1990
4.	10	Phillip Stidham	1991
5.	9	Stephen Richards	2009
	9	Devin Collis	2006
	9	Jason Stephens	1996
8.	8	Lance Franks	1997
9.	7	DJ Baxendale	2010
	7	Jay Sawatski	2004
	7	Kevin Sheredy	1994
	7	Tim Peters	1987
	7	Les Lancaster	1984

COMPLETE GAMES

	CG	Player	Year
1.	11	Steve Krueger	1980
	11	Steve Krueger	1979
3.	10	Scott Tabor	1981
	10	Rich Erwin	1979
	10	Larry Paulsen	1972
6.	8	Mark McClain	1976
7.	7	Charlie Corbell	1982
	7	Warren Hemm	1976
9.	6	Eight others	

GAMES STARTED

	GS	Player	Year
1.	19	Charley Boyce	2004
	19	Clint Brannon	2004
3.	18	Nick Schmidt	2007
	18	Duke Welker	2007
	18	John Cebuhar	1987
	18	Kevin Campbell	1985
	18	Fred Farwell	1985
8.	17	Brett Eibner	2009
	17	Dallas Keuchel	2009
	17	Nick Schmidt	2006
	17	Nick Schmidt	2005
	17	Matt Carnes	1996

INNINGS PITCHED

	IP	Player	Year
1.	124	Nick Schmidt	2007
	124	Rich Erwin	1979
3.	122.1	Charley Boyce	2005
4.	121.1	David Walling	1999
5.	120.2	Fred Farwell	1985
6.	117	Nick Schmidt	2007
	117	Matt Carnes	1996
8.	116.2	Nick Schmidt	2006
	116.2	Scott Cunningham	1994
10.	115.2	John Cebuhar	1987

STRIKEOUTS


	K	Player	Year
1.	155	David Walling	1999
2.	145	Nick Schmidt	2006
3.	128	Jess Todd	2007
	128	David Walling	1998
5.	114	Drew Smyly	2010
6.	111	Nick Schmidt	2007
	111	Matt Carnes	1995
8.	106	John Cebuhar	1987
9.	105	Matt Carnes	1996
10.	97	Charlie Isaacson	1999

WALKS

	BB	Player	Year
1.	73	John Cebuhar	1987
2.	71	Kevin Campbell	1985
3.	68	John Cebuhar	1988
4.	65	Barry Lunney	1994
5.	58	Scott Cunningham	1994
	58	Dennis Fletcher	1988
7.	55	Darrel Akerfelds	1982
	55	Scott Tabor	1979
9.	53	Charlie Isaacson	1999
	53	Stuart Huchingson	1980

ERA (MIN. 45 IP)

	ERA	Player	Year
1.	0.95	Phillip Stidham	1990
2.	1.20	Phillip Stidham	1991
3.	1.49	Tim Brewer	1973
4.	1.50	Boyd Goodner	2004
5.	1.59	Steve Krueger	1980
6.	1.73	Steve Krueger	1979
7.	1.93	David Rhodes	1978
	1.93	Gerald Hannahs	1971
9.	1.95	Tim Lollar	1978
10.	2.07	Jerry Blackwood	1969



Boyd Goodner was the last Razorback to post a sub-2.00 ERA in one season.

FRESHMAN RECORDS

HITTING

Games Played

67	Jake Dugger	2004
----	-------------	------

Batting Average

.383	Jeff King	1984
------	-----------	------

At Bats

253	Danny Hamblin	2004
-----	---------------	------

Hits

75	Jeff King	1984
----	-----------	------

Doubles

19	Danny Hamblin	2004
----	---------------	------

Triples

8	Kevin McReynolds	1979
---	------------------	------

Home Runs

13	Zack Cox	2009
----	----------	------

Runs

53	Danny Hamblin	2004
53	Jeff Houck	1990

RBI

55	Jeff King	1984
----	-----------	------

Stolen Bases

23	Jeff Houck	1990
----	------------	------

Total Bases

122	Danny Hamblin	2004
-----	---------------	------

Walks

50	Jake Dugger	2004
----	-------------	------

Strikeouts

65	Zack Cox	2009
----	----------	------

Sacrifice Hits

9	Matt Erickson	1995
---	---------------	------

Sacrifice Flies

7	Kyle Harris	1992
7	Kevin McReynolds	1979

Hit by Pitch

12	Ryan Lundquist	1996
----	----------------	------

PITCHING

Wins

10	Scott Tabor	1979
----	-------------	------

ERA (min: 45 IP)

1.93	Gerald Hannahs	1971
------	----------------	------

Innings

99.2	Nick Schmidt	2005
99.2	Charlie Isaacson	1999

Appearances

36	Phillip Stidham	1989
----	-----------------	------

Saves

12	Phillip Stidham	1989
----	-----------------	------

Complete Games

5	Kevin Campbell	1984
---	----------------	------

Starts

17	Nick Schmidt	2005
----	--------------	------

Strikeouts

111	Matt Carnes	1995
-----	-------------	------

Walks

55	Scott Tabor	1979
----	-------------	------

YEAR-BY-YEAR HITTING



RAZORBACKS

COACHES

PLAYERS

BAUM STADIUM

2010 SEASON

2011 OPPONENTS

HISTORY

UNIVERSITY

Year	G	AB	R	H	Avg.	2B	3B	HR	RBI	TB	Slg.%	BB	HBP	SO	SB	SF	SH	E
1968	24	739	146	215	.291	41	9	8	124	290	.403	125	10	118	37	-	17	-
1969	28	841	171	252	.300	44	7	23	145	379	.451	127	-	141	38	-	-	-
1970	32	890	193	247	.278	31	13	14	142	346	.389	138	7	154	49	-	30	-
1971	41	1166	221	320	.274	53	22	17	180	468	.401	142	12	183	66	-	30	-
1972	34	963	140	242	.251	32	16	11	116	339	.352	100	7	173	33	-	25	-
1973	28	777	167	240	.309	31	7	18	140	339	.436	124	8	117	50	-	11	-
1974	43	1256	209	335	.266	49	7	27	175	456	.363	157	12	216	42	-	28	55
1975	42	1193	186	297	.249	49	16	4	143	400	.335	169	17	183	51	-	24	75
1976	47	1382	226	379	.274	55	16	21	195	529	.383	194	9	194	72	-	42	-
1977	51	1459	225	356	.244	51	14	20	194	495	.339	191	20	246	79	13	14	-
1978	44	1288	235	347	.269	52	21	22	194	507	.394	224	13	173	89	14	11	60
1979	64	1978	393	600	.303	115	40	47	351	936	.473	246	22	245	75	28	23	91
1980	66	2023	408	624	.308	107	35	57	357	972	.480	221	14	268	78	22	11	108
1981	52	1707	398	533	.312	96	25	38	351	793	.465	236	9	251	69	26	22	73
1982	57	1681	349	525	.312	69	26	21	286	709	.422	223	13	218	142	30	45	74
1983	65	2079	437	618	.297	112	38	31	367	899	.432	290	28	345	155	26	20	115
1984	56	1775	439	593	.334	100	34	45	373	896	.504	247	32	230	103	30	25	88
1985	66	2192	543	704	.321	139	34	74	470	1133	.517	361	25	356	95	24	25	90
1986	60	1988	457	613	.308	123	33	54	416	964	.485	279	25	303	77	40	26	84
1987	68	2273	575	740	.326	172	38	70	498	1198	.527	355	23	348	123	31	44	96
1988	62	2019	482	610	.302	125	29	64	417	985	.488	301	31	309	100	32	28	67
1989	67	2233	466	686	.307	142	35	38	405	1012	.453	290	32	327	115	37	30	64
1990	62	1995	437	548	.325	115	34	46	394	969	.486	309	39	276	117	19	28	75
1991	62	1979	392	547	.276	103	31	37	329	823	.416	237	45	289	73	37	34	79
1992	57	1878	399	542	.289	101	30	29	347	790	.421	280	40	331	112	29	38	64
1993	59	1917	379	548	.286	106	34	26	326	797	.416	261	32	335	115	20	35	84
1994	57	2094	420	629	.300	119	38	36	357	932	.445	234	35	400	119	25	30	110
1995	61	2110	407	642	.304	106	34	34	342	918	.435	196	49	352	133	42	45	99
1996	59	2123	477	655	.313	127	31	38	420	968	.456	252	61	323	94	21	21	109
1997	56	2118	589	723	.341	168	29	80	525	1189	.561	236	50	355	90	27	14	91
1998	59	2110	498	666	.316	142	13	71	459	1047	.496	251	68	374	64	31	25	87
1999	65	2339	529	705	.301	153	7	84	473	1124	.481	325	90	441	136	27	33	88
2000	54	1904	381	550	.289	119	12	35	332	798	.419	229	72	358	66	26	32	101
2001	56	1954	353	570	.292	105	15	45	318	840	.430	207	61	357	73	19	32	101
2002	63	2187	399	608	.278	104	15	51	354	895	.409	241	89	462	63	21	37	80
2003	57	1994	377	574	.288	125	14	53	347	886	.444	206	94	370	43	16	38	89
2004	69	2402	446	697	.290	126	11	53	389	1004	.418	304	68	451	112	34	48	111
2005	61	2119	400	643	.303	133	10	53	368	955	.451	214	74	386	108	32	33	87
2006	60	2057	380	584	.284	118	11	64	336	916	.445	272	58	454	82	19	39	90
2007	64	2203	481	634	.288	135	7	75	433	1008	.458	288	107	482	68	34	38	85
2008	58	2004	418	582	.290	106	11	77	373	941	.470	270	59	439	61	21	40	75
2009	65	2207	412	603	.273	112	13	80	373	981	.444	279	59	518	67	15	43	82
2010	64	2276	481	697	.306	130	11	92	449	1125	.494	261	93	423	73	25	23	87

Numbers in **Bold** indicate school records



Rodney Nye set the single-season record for at bats with 269 in 1999 when he hit .320 with 11 home runs.



Eric Hinske cracked 30 home runs and 91 extra-base hits at Arkansas and has continued his success in the Major Leagues.



Jake Dugger is Arkansas' all-time walks leader (163) and ranks third in games played (239) and eighth in hits (242).



YEAR-BY-YEAR PITCHING

Year	G	W-L	Pct.	IP	H	R	ER	ERA	BB	SO	CG	SHO	SV
1967	29	15-14	.517	213.1	215	143	109	4.60	137	214	13	2	-
1968	24	13-11	.541	-	-	-	-	-	-	-	-	1	-
1969	28	18-10	.643	210.0	166	95	70	3.00	114	200	13	3	-
1970	32	19-13	.594	228.0	239	132	94	3.71	106	210	15	5	-
1971	41	23-17	.561	298.0	261	157	98	2.96	108	262	-	4	-
1972	34	16-18	.471	248.0	221	137	100	3.63	110	227	13	5	-
1973	31	23-7	.758	204.0	197	105	72	3.18	107	175	18	5	-
1974	43	22-21	.512	330.2	341	287	162	4.41	174	281	29	3	-
1975	42	20-22	.476	310.1	317	188	139	4.03	206	231	11	3	-
1976	47	31-15	.674	361.1	314	147	110	2.74	131	254	27	9	-
1977	51	33-18	.647	390.1	303	153	123	2.84	170	308	14	13	-
1978	44	31-13	.705	343.1	282	178	132	3.46	190	320	11	9	6
1979	64	49-15	.766	503.0	401	215	169	3.02	275	341	32	9	7
1980	66	44-22	.667	500.2	450	286	209	3.76	287	340	34	9	5
1981	52	31-21	.596	414.1	389	255	205	4.45	235	265	21	5	4
1982	57	40-15	.603	447.1	335	201	149	3.00	254	349	30	6	4
1983	65	44-21	.698	526.2	527	322	240	4.10	238	286	10	4	11
1984	56	40-16	.714	444.2	430	253	199	4.03	224	312	16	5	12
1985	66	51-15	.773	546.1	567	332	277	4.56	290	361	14	5	14
1986	60	43-17	.717	501.0	447	250	205	3.68	242	358	14	8	10
1987	68	51-16	.757	567.1	590	344	281	4.46	315	496	7	5	16
1988	62	39-23	.629	508.2	489	348	307	5.43	314	401	14	5	9
1989	67	51-16	.761	576.0	504	255	216	3.38	249	495	12	6	17
1990	62	47-15	.758	520.0	513	255	210	3.63	208	390	10	2	15
1991	62	40-22	.645	518.2	472	268	207	3.59	240	387	3	3	13
1992	57	31-26	.544	481.2	539	353	316	5.90	226	317	15	5	3
1993	59	33-26	.559	500.1	501	288	239	4.30	222	432	6	2	9
1994	57	30-27	.526	517.1	562	355	290	5.05	295	377	7	3	9
1995	61	38-23	.623	536.1	547	337	283	4.75	264	506	10	2	15
1996	59	39-20	.661	522.0	504	305	243	4.19	206	434	10	3	12
1997	56	36-20	.643	491.0	581	405	338	6.20	248	414	3	1	9
1998	59	38-21	.644	520.1	551	366	305	5.28	208	480	4	2	14
1999	65	42-23	.646	578.0	579	397	329	5.12	297	554	6	0	11
2000	54	24-30	.444	476.1	568	416	332	6.27	263	365	1	1	12
2001	56	27-29	.482	490.2	490	325	253	4.64	209	403	2	3	10
2002	63	35-28	.556	565.0	624	336	277	4.41	181	378	2	2	14
2003	57	35-22	.614	513.2	557	293	233	4.08	111	383	3	0	10
2004	69	45-24	.652	621.1	686	339	267	3.87	186	448	3	1	16
2005	61	39-22	.639	540.1	552	300	243	4.05	196	371	3	2	13
2006	60	39-21	.650	536.0	519	273	217	3.64	169	453	1	1	19
2007	64	43-21	.672	569.0	532	294	249	3.94	219	565	7	5	12
2008	58	34-24	.586	518.0	550	344	283	4.92	220	445	2	1	9
2009	65	41-24	.631	580.0	595	363	301	4.67	245	511	1	4	16
2010	64	43-21	.672	574.2	558	297	251	3.93	189	551	2	2	13


Numbers in **Bold** indicate school records



Cliff Lee posted a 4-3 record in 2000 with the Razorbacks and went on to win the American League Cy Young in 2008.



Dan Wright was a three-year starter for the Razorbacks and a second-round pick by the Chicago White Sox.



Matt Carnes recorded 301 strikeouts and 24 wins during his three-year career out of Miami (Okla.) High School.

HAZORBACKS

COACHES

PLAYERS

BAUM STADIUM

2010 SEASON

2011 OPPONENTS

HISTORY

UNIVERSITY



RAZORBACKS

COACHES

PLAYERS

BAUM STADIUM

2010 SEASON

2011 OPPONENTS

HISTORY

UNIVERSITY

HITTING (Min. 2.5 AB per game)

Batting Average

Year	AVG	Player
1952	.308	Lyle Wilkerson
1953	.394	Lamar McHan
1954	.333	Preston Carpenter
1955	.359	Joe Thompson
1956	.386	Joe Kretschmar
1957	.400	L. Drummonds
1958	.369	L. Drummonds
1959	.320	Pat Foster
1960	.341	Pat Foster
	.341	Jerry Carlton
1961	.375	Jerry Carlton
1962	.382	Jerry Carlton
1963	.371	Jim Jay
1964	.383	Mike Haynie
1965	.322	Bill Gray
1966	.292	Ronnie Tiffie
1967	.341	Fredy Washington
1968	.352	Mike Pryor
1969	.417	Bill Dorothy
1970	.342	Mike Pryor
1971	.326	David Marshall
1972	.327	Stan Ley
1973	.395	Keith Cochran
1974	.372	John Jenkins
1975	.358	Wally Erwin
1976	.350	Bill Montgomery
1977	.301	Arvis Harper
1978	.356	Tim Lollar
1979	.357	Ed Wallace
1980	.386	K. McReynolds
1981	.378	Billy Dees
1982	.367	Dave Van Horn
1983	.362	Tom Pagnozzi
1984	.383	Jeff King
1985	.366	Jeff King
1986	.397	Ralph Kraus
1987	.393	Jim Kremers
1988	.337	Randy Bobb
1989	.383	Scott Pose
1990	.387	Greg D'Alexander
1991	.354	Mark Johnson
1992	.335	Scott Epps
1993	.335	Allen Williams
1994	.353	Kyle Harris
1995	.371	Ty Bilderback
1996	.391	Matt Erickson
1997	.425	Jeremy Jackson
1998	.365	Eric Hinske
1999	.338	Joe Jester
2000	.356	Scott Crossett
2001	.357	Jeff Hoefler
2002	.316	Scott Bridges
2003	.332	Clay Goodwin
2004	.319	Clay Goodwin
2005	.341	Danny Hamblin
2006	.326	Craig Gentry
2007	.347	Logan Forsythe
2008	.366	Chase Leavitt
2009	.319	Andy Wilkins
2010	.429	Zack Cox

At Bats

Year	AB	Player
1967	102	Randy Marshall
1968	76	Bill Brill
1969	104	Mike Pryor
1970	98	Fred Wanger
1971	141	David Marshall
	141	Stan Ley

1972	110
1973	95
1974	137
1975	134
1976	171
1977	187
1978	154
1979	235
1980	220
1981	196
1982	202
1983	250
1984	196
1985	254
1986	235
1987	241
1988	215
1989	242
1990	247
1991	226
1992	229
1993	212
1994	243
1995	252
1996	255
1997	251
1998	233
1999	269
2000	203
2001	202
2002	224
2003	232
2004	258
2005	224
2006	235
2007	232
2008	224
2009	241
2010	259

Runs

Year	R	Player
1967	31	Fredy Washington
1968	20	Fredy Washington
1969	26	Mike Pryor
1970	27	H.A. Scott
1971	38	David Marshall
1972	22	Stan Ley
1973	23	Thurman Smith
1974	27	Dennis Lundquist
1975	30	Wally Erwin
1976	31	Bill Montgomery
1977	27	Arvis Harper
	27	Tim Lollar
1978	27	Johnny Ray
	27	Shaun Lacey
1979	55	Johnny Ray
1980	57	Kevin McReynolds
1981	45	Todd Zacher
1982	65	Gary Jones
1983	71	Scott Loseke
1984	52	Brett Harrison
1985	64	Jeff King
1986	72	Dave Patterson
1987	70	Andy Skeels
1988	54	Troy Eklund
1989	62	Troy Eklund
1990	56	Kirk Piskor
1991	69	Mark Johnson
1992	50	Allen Williams
1993	59	Allen Williams
1994	58	Allen Williams

Stan Ley
Thurman Smith
Doug Pogue
Ralph Bradbury
Ralph Bradbury
Ralph Bradbury
Johnny Ray
Johnny Ray
Kevin McReynolds
Billy Dees
Keith Longoria
Brett Harrison
Jeff King
Jeff King
Dave Patterson
Andy Skeels
Jim Kremers
Greg D'Alexander
Kirk Piskor
Mark Johnson
Allen Williams
Allen Williams
Kenderick Moore
Kenderick Moore
Jason McConnell
Jason McConnell
Eric Hinske
Rodney Nye
Brian Kirby
Brian Kirby
Michael Conner
Haas Pratt
Haas Pratt
Clay Goodwin
Danny Hamblin
Danny Hamblin
Tim Smalling
Scott Lyons
Collin Kuhn



Johnny Ray helped lead Arkansas to a runner-up finish in the 1979 College World Series. He led the team in hits, at bats and runs that season.

1995	61	Ty Bilderback	1990	89	Kirk Piskor
1996	78	Jason McConnell	1991	80	Mark Johnson
1997	87	Eric Hinske	1992	73	Scott Epps
1998	65	Jack Welsh		73	Allen Williams
1999	76	Joe Jester	1993	71	Allen Williams
2000	66	Jack Welsh	1994	76	Bob Hughes
2001	39	Michael Conner	1995	80	Kenderick Moore
2002	52	Michael Conner	1996	97	Matt Erickson
2003	50	Ryan Fox	1997	94	Matt Erickson
2004	53	Danny Hamblin		94	Jeremy Jackson
2005	44	Danny Hamblin	1998	85	Eric Hinske
2006	46	Danny Hamblin	1999	89	Joe Jester
2007	59	Danny Hamblin	2000	67	Scott Crossett
2008	60	Chase Leavitt	2001	61	Jeff Hoefler
2009	54	Ben Tschepikow	2002	64	Michael Conner
2010	67	Zack Cox	2003	72	Haas Pratt
			2004	80	Haas Pratt
			2005	75	Danny Hamblin
			2006	68	Danny Hamblin
			2007	78	Logan Forsythe
			2008	65	Logan Forsythe
			2009	76	Ben Tschepikow
			2010	102	Zack Cox

RBI

Year	RBI	Player
1967	21	Bill Brill
1968	16	Fredy Washington
1969	27	H.A. Scott
1970	30	Fred Howard
1971	29	H.A. Scott
1972	17	Stephen Ballard
1973	19	Stephen Ballard
	19	Tommy Neal
1974	28	Dennis Lundquist
1975	23	Bill Montgomery
1976	35	Bill Montgomery
1977	30	Marc Brumble
1978	28	Arvis Harper
1979	47	Johnny Ray
1980	57	Kevin McReynolds
1981	50	John Hennell
1982	39	Mike Robinson



YEAR-BY-YEAR LEADERS

1983	50	Tom Pagnozzi
1984	55	Jeff King
1985	82	Jeff King
1986	67	Jeff King
1987	76	Jim Kremers
	76	Andy Skeels
1988	62	Jim Kremers
1989	66	Greg D'Alexander
1990	65	Greg D'Alexander
1991	51	Mark Johnson
1992	49	Allen Williams
1993	43	Bob Hughes
1994	62	Bob Hughes
1995	55	Kit Pellow
1996	66	Kit Pellow
1997	78	Ryan Lundquist
1998	71	Eric Hinske
1999	78	Rodney Nye
2000	46	Kyle Washburn
2001	38	Kyle Washburn
2002	53	Ryan Fox
2003	50	Andrew Wishy
2004	52	Haas Pratt
2005	49	Danny Hamblin
2006	68	Danny Hamblin
2007	71	Casey Coon
2008	48	Brett Eibner
2009	58	Andy Wilkins
2010	71	Brett Eibner

Doubles

Year	2B	Player
1967	6	Fredy Washington
	6	Ronnie Tiffie
1968	9	Bill Brill
1969	10	Fred Wanger
1970	7	Fred Wanger
	7	H.A. Scott
1971	12	Stan Ley
1972	9	Stan Ley
1973	7	Keith Cochran
1974	8	Dennis Lundquist
	8	Doug Pogue
1975	9	Dennis Lundquist
1976	13	Jeff Hemm

Triples

Year	3B
1967	2
1968	3
1969	3

Tim Lollar	1970	5
Johnny Ray	1971	8
Marc Brumble		8
John Hennell	1972	5
Billy Dees	1973	2
John Hennell		2
Mike Robinson	1974	2
Chris Shaddy		2
Tom Pagnozzi		2
Jim Ward	1975	6
Jeff King	1976	4
Ralph Kraus	1977	5
Jim Kremers	1978	6
Johnny Ray	1979	12
Jim Kremers		12
Troy Eklund	1980	6
Greg D'Alexander	1981	7
Tim Thomas	1982	6
Mark Johnson	1983	8
Allen Williams	1984	5
Allen Williams	1985	7
Bob Hughes	1986	7
Kit Pellow	1987	7
Matt Erickson	1988	6
Matt Erickson	1989	12
Eric Hinske	1990	6
Joe Jester	1991	6
Ryan Lundquist		6
Greg Blum	1992	6
Brian Kirby	1993	6
Ryan Fox	1994	9
Andrew Wishy	1995	6
Danny Hamblin	1996	7
Danny Hamblin	1997	8
Chris Hollensworth	1998	3
Logan Forsythe	1999	3
Jeff Nutt	2000	3
Ben Tschepikow		3
Andy Wilkins	2001	2
Collin Kuhn		2

Year	HR	Player
		Ronnie Tiffie
		Randy Marshall
		H.A. Scott

Tim Lollar	1970	5
Johnny Ray	1971	8
Marc Brumble		8
John Hennell	1972	5
Billy Dees	1973	2
John Hennell		2
Mike Robinson	1974	2
Chris Shaddy		2
Tom Pagnozzi		2
Jim Ward	1975	6
Jeff King	1976	4
Ralph Kraus	1977	5
Jim Kremers	1978	6
Johnny Ray	1979	12
Jim Kremers		12
Troy Eklund	1980	6
Greg D'Alexander	1981	7
Tim Thomas	1982	6
Mark Johnson	1983	8
Allen Williams	1984	5
Allen Williams	1985	7
Bob Hughes	1986	7
Kit Pellow	1987	7
Matt Erickson	1988	6
Matt Erickson	1989	12
Eric Hinske	1990	6
Joe Jester	1991	6
Ryan Lundquist		6
Greg Blum	1992	6
Brian Kirby	1993	6
Ryan Fox	1994	9
Andrew Wishy	1995	6
Danny Hamblin	1996	7
Danny Hamblin	1997	8
Chris Hollensworth	1998	3
Logan Forsythe	1999	3
Jeff Nutt	2000	3
Ben Tschepikow		3
Andy Wilkins	2001	2
Collin Kuhn		2

Home Runs

Year	HR
1967	4
1968	3
1969	8
1970	3
	3
	3
1971	6
	6
1972	4
1973	4
1974	5
1975	1
	1
	1
1976	5

Freddy Howard	1977	6
David Marshall	1978	6
Stan Ley	1979	8
Stan Ley		8
Tommy Neal	1980	17
Greg Snowden	1981	10
John Jenkins	1982	6
Greg Snowden	1983	6
Mike Kirkland	1984	8
Wally Erwin		8
Ralph Bradbury	1985	17
Arvis Harper	1986	17
Arvis Harper	1987	18
Johnny Ray	1988	13
Kevin McReynolds	1989	9
Chris Shaddy	1990	14
Gary Jones	1991	7
Scott Loseke	1992	10
Norm Roberts	1993	7
Norm Roberts	1994	6
Ralph Kraus		6
Andy Skeels	1995	12
Scott Pose	1996	9
Troy Eklund	1997	24
Scott Epps	1998	15
Mark Johnson	1999	20
Bubba Carpenter	2000	9
Allen Williams	2001	9
Allen Williams		9
Bob Hughes	2002	17
Ty Bilderback	2003	19
Jason McConnell	2004	8
Jeremy Jackson		8
Brent Caldwell		8
Jack Welsh	2005	10
Jeff Hoeffler	2006	17
Kyle Washburn	2007	22
Ryan Fox	2008	14
Kyle Washburn	2009	19
Andrew Wishy	2010	22
Kirk McConnell		
Scott Bridges		
Clay Goodwin		
Jake Dugger		
Scott Hode		
Clay Goodwin		
Casey Rowlett		
Craig Gentry		
Logan Forsythe		
Brad Secrist		
Ben Tschepikow		
Ben Tschepikow		
Collin Kuhn		
	1973	10
	1974	9
	1975	18
	1976	13
	1977	17
	1978	24
	1979	19
	1980	20
	1981	20
		20
	1982	35
	1983	42
	1984	27
	1985	15
	1986	17
	1987	26
	1988	20
	1989	28
	1990	26
	1991	23

Stolen Bases

Year	SB
1967	6
1968	12
1969	10
1970	16
1971	15
1972	6
	6
	6
	6
	6
	6
	10
	9
	18
	13
	17
	24
	19
	20
	20
	20
	35
	42
	27
	15
	17
	26
	20
	28
	26
	23

Marc Brumble	
Tim Lollar	
John Hennell	
Kevin McReynolds	
Kevin McReynolds	
Reggie Thomas	
Gary Jones	
Mike Robinson	
Jeff King	
Tony Laird	
Jeff King	
Jeff King	
Andy Skeels	
Greg D'Alexander	
Troy Eklund	
Greg D'Alexander	
Kirk Piskor	
Scott Epps	
Allen Williams	
Allen Williams	
Steve Taft	
Kit Pellow	
Kenderick Moore	
Ryan Lundquist	
Rodney Nye	
Rodney Nye	
Brian Kirby	
Brian Kirby	
Michael Conner	
Michael Conner	
Ryan Fox	
Haas Pratt	
Danny Hamblin	
Jake Dugger	
Danny Hamblin	
Danny Hamblin	
Danny Hamblin	
Aaron Murphree	
Andy Wilkins	
Brett Eibner	

HAZORBACKS

COACHES

PLAYERS

BAUM STADIUM

2010 SEASON

2011 OPPONENTS

HISTORY

UNIVERSITY



Kenderick Moore played 242 games from 1992-96 for the Razorbacks and earned All-SEC Honors in 1996. He also led the team with 80 hits in 1995.



RAZORBACKS

COACHES

PLAYERS

BAUM STADIUM

2010 SEASON

2011 OPPONENTS

HISTORY

UNIVERSITY



Jess Todd struck out 128 batters for the Razorbacks in 2007, including a school-record 17 against South Carolina in the SEC Tournament.

1992	29	Allen Williams	1991	11	Scott Tabor
1993	18	Allen Williams	1992	7	Ed Myers
1994	24	Kenderick Moore	1993	10	Charlie Corbell
1995	32	Jeff Parsons	1994	8	Kevin Campbell
1996	29	Kenderick Moore	1995	11	Fred Farwell
1997	21	Jason McConnell	1996	9	Steve Parker
1998	19	Eric Hinske	1997	11	John Cebuhar
1999	35	Joe Jester	1998	11	Bobby Edwards
2000	19	Jack Welsh	1999	10	Dennis Fletcher
2001	13	Michael Conner		10	Mike Oquist
2002	13	Scott Bridges	1990	10	Doug Bennett
2003	13	Scott Bridges	1991	6	Brian Cook
2004	24	Scott Bridges		6	Brian Cook
2005	22	Scott Bridges	1992	8	Scott Brocail
2006	16	Craig Gentry	1993	9	Brian Cook
2007	18	Logan Forsythe	1994	8	Scott Cunningham
2008	11	Logan Forsythe	1995	9	Alan Mahaffey
2009	17	Ben Tschepikow	1996	10	Matt Carnes
2010	17	Collin Kuhn	1997	7	Matt Carnes

PITCHING (min. 20% team games)		1998	10	
		1999	10	
Victories		2000	4	
Year	Wins	Player		
1967	8	Butch Hopkins	2001	4
1968	3	Stephan Reagan	2002	7
	3	Joe Fair	2003	8
1969	7	Jerry Blackwood	2004	10
1970	6	Bill Wyles		10
	6	Terry Verhage	2005	11
1971	7	Terry Verhage	2006	9
1972	6	Larry Paulsen	2007	11
1973	5	Tim Brewer	2008	5
	5	Larry Paulsen	2009	9
1974	5	Gerald Hannahs	2010	9
	5	Dennis Pugh		

ERA				
Year	ERA	Player		
1967	3.48	John Tyra		
1968		not available		
1969	2.08	Jerry Blackwood		
1970	2.67	Freddy Howard		
1971	1.79	Gerald Hannahs		
1972	2.23	Larry Paulsen		
1975	5	Richard Miller		
	5	Warren Hemm		
1976	8	Warren Hemm		
1977	8	Mark McClain		
1978	6	Tim Lollar		
1979	13	Rich Erwin		
1980	13	Steve Krueger		

1973	1.91	Tim Brewer	1998	103.1	David Walling
1974	3.16	Gerald Hannahs	1999	121.1	David Walling
1975	3.28	Richard Miller	2000	65.0	Gary Hogan Jr.
1976	2.23	Rich Erwin	2001	82.0	Charlie Isaacson
1977	1.16	Bill Bakewell	2002	90.1	Charlie Isaacson
1978	1.37	Bill Bakewell	2003	93.1	Jarrett Gardner
1979	1.73	Steve Krueger	2004	115.1	Charley Boyce
1980	1.40	John Stanley	2005	122.1	Charley Boyce
1981	2.38	Scott Tabor	2006	116.2	Nick Schmidt
1982	2.59	Scott Tabor	2007	124	Nick Schmidt
1983	2.88	Charlie Corbell	2008	87.2	Cliff Springston
1984	2.36	Dera Clark	2009	108.0	Dallas Keuchel
1985	2.53	Tim Dietz	2010	103.0	Drew Smyly
1986	2.30	Steve Parker			
1987	2.73	Dennis Fletcher			
1988	4.42	Bobby Edwards			
1989	2.68	Phillip Stidham			

1990	0.95	Phillip Stidham	Strikeouts		
1991	1.20	Phillip Stidham	Year	K	Player
1992	3.08	Lyle Beckemeyer	1967	91	Butch Hopkins
1993	2.88	Brian Cook	1968		not available
1994	3.08	Scott Brocail	1969	65	Butch Hopkins
1995	2.20	Rob Quarnstrom	1970	59	Terry Verhage
1996	2.14	Brian Rogers	1971	55	Terry Verhage
1997	4.52	Lance Franks	1972	78	Larry Paulsen
1998	2.77	Kevin Vent	1973	48	Larry Paulsen
1999	3.16	Charlie Isaacson	1974	83	Gerald Hannahs
2000	4.25	Jeremy Rankin	1975	75	Richard Miller
2001	2.32	Scott Woods	1976	66	Warren Hemm
2002	2.62	Scott Woods	1977	53	David Rhodes
2003	2.67	Boyd Goodner	1978	73	David Rhodes
2004	1.50	Boyd Goodner	1979	75	Rich Erwin
2005	2.80	Nick Schmidt	1980	74	Steve Krueger
2006	2.77	Shaun Seibert	1981	65	Scott Tabor
2007	2.69	Nick Schmidt	1982	76	Darrell Akerfelds
2008	3.90	Cliff Springston	1983	51	Les Lancaster
2009	2.19	Stephen Richards	1984	61	Kevin Campbell
2010	2.11	Christian Kowalchuk	1985	90	Fred Farwell
			1986	72	Kevin Campbell
			1987	106	John Cebuhar
			1988	76	Bobby Edwards
			1989	93	Mike Oquist
			1990	86	Doug Bennett
			1991	56	Matt Wagner
			1992	63	Scott Brocail
			1993	84	Brent Birch
			1994	87	Scott Cunningham
			1995	111	Matt Carnes
			1996	105	Matt Carnes
			1997	85	Matt Carnes
			1998	128	David Walling
			1999	155	David Walling
			2000	77	Cliff Lee
			2001	63	Charlie Isaacson
			2002	62	Gary Hogan, Jr.
			2003	59	Charley Boyce
			2004	86	Jay Sawatski
			2005	89	Nick Schmidt
			2006	145	Nick Schmidt
			2007	128	Jess Todd
			2008	76	Justin Wells
			2009	79	Mike Bolsinger
			2010	114	Drew Smyly

Bold denotes UA modern-era record (since 1967).



YEAR-BY-YEAR RESULTS

Year	Overall			Pct.	Conference			Coach
	W	L	T		W	L	Pct.	
1897	2	4	0	.333				None Appointed
1901	5	1	0	.833				None Appointed
1902	2	7	0	.222				None Appointed
1903	6	2	0	.750				None Appointed
1905	5	4	0	.556				None Appointed
1908	18	5	0	.783				Hugo Bezdek
1909	12	5	0	.705				Hugo Bezdek
1910	12	8	0	.600				Hugo Bezdek
1911	9	5	0	.791				Hugo Bezdek
1912	7	8	0	.467				Hugo Bezdek
1913	13	6	0	.684				Hugo Bezdek
1914	14	5	0	.737				E.T. Pickering
1915	19	7	0	.731				E.T. Pickering
1916	10	5	0	.667				T.T. McConnell
1919	5	3	0	.625				Claude Watts
1920	3	3	0	.500				Claude Watts
1922	0	6	0	.000	0	6	.000	Norman Coyle
1923	5	11	0	.313	2	5	.286	Francis Schmidt
1924	3	11	0	.214	0	8	.000	Francis Schmidt
1925	5	11	0	.313	1	11	.083	Francis Schmidt
1926	4	13	0	.235	1	10	.091	Francis Schmidt
1927	8	5	0	.615				Francis Schmidt
1928	7	6	0	.538				Francis Schmidt
1929	6	7	0	.461				Francis Schmidt
(Baseball discontinued 1930-46)								
1947	4	8	0	.333				Deke Brackett
1948	12	9	0	.571				Deke Brackett
1949	7	5	0	.538				Deke Brackett
1950	6	6	0	.500				Bill Ferrell
1951	10	7	0	.588				Bill Ferrell
1952	6	9	0	.400				Bill Ferrell
1953	7	11	0	.388				Bill Ferrell
1954	5	16	0	.238				Bill Ferrell
1955	11	11	0	.500				Bill Ferrell
1956	14	6	0	.700				Bill Ferrell
1957	6	7	0	.462				Bill Ferrell
1958	8	10	0	.444				Bill Ferrell
1959	6	8	0	.429				Bill Ferrell
1960	14	9	0	.609				Bill Ferrell
1961	9	8	0	.529				Bill Ferrell
1962	13	7	0	.650				Bill Ferrell
1963	13	10	0	.565				Bill Ferrell
1964	8	10	0	.444				Bill Ferrell
1965	3	14	0	.176				Bill Ferrell
1966	4	16	0	.200				Wayne Robbins
1967	15	14	0	.517				Wayne Robbins
1968	13	11	0	.541				Wayne Robbins
1969	18	10	0	.643				Wayne Robbins
1970	19	13	0	.594				Norm DeBriyn
1971	23	18	1	.560				Norm DeBriyn
1972	16	16	0	.500				Norm DeBriyn
1973	23	7	1	.758				Norm DeBriyn
1974	22	21	0	.512	9	15	.375	Norm DeBriyn
1975	20	22	0	.476	8	14	.364	Norm DeBriyn
1976	31	15	1	.670	12	12	.500	Norm DeBriyn
1977	33	18	0	.647	14	10	.583	Norm DeBriyn
1978	31	13	0	.705	18	6	.750	Norm DeBriyn
1979	49	15	0	.766	19	5	.792	Norm DeBriyn
1980	44	22	0	.667	15	8	.652	Norm DeBriyn
1981	31	21	0	.596	12	9	.571	Norm DeBriyn
1982	40	15	2	.719	13	8	.619	Norm DeBriyn
1983	44	21	0	.677	13	8	.619	Norm DeBriyn
1984	40	16	0	.714	12	9	.571	Norm DeBriyn

Year	Overall			Pct.	Conference			Coach
	W	L	T		W	L	Pct.	
1985	51	15	0	.773	13	7	.650	Norm DeBriyn
1986	43	17	0	.717	15	6	.714	Norm DeBriyn
1987	51	16	1	.757	17	4	.810	Norm DeBriyn
1988	39	23	0	.629	12	9	.571	Norm DeBriyn
1989	51	16	0	.761	17	4	.810	Norm DeBriyn
1990	47	15	0	.758	16	5	.762	Norm DeBriyn
1991	40	22	0	.645	10	11	.476	Norm DeBriyn
1992	31	26	0	.544	10	13	.436	Norm DeBriyn
1993	33	26	0	.559	11	16	.407	Norm DeBriyn
1994	30	27	0	.526	13	13	.500	Norm DeBriyn
1995	38	23	0	.623	13	15	.448	Norm DeBriyn
1996	39	20	0	.661	15	15	.500	Norm DeBriyn
1997	36	20	0	.643	15	14	.517	Norm DeBriyn
1998	38	21	0	.644	13	14	.481	Norm DeBriyn
1999	42	23	0	.646	22	8	.733	Norm DeBriyn
2000	24	30	0	.444	8	20	.286	Norm DeBriyn
2001	27	29	0	.482	11	19	.367	Norm DeBriyn
2002	35	28	0	.556	13	14	.481	Norm DeBriyn
2003	35	22	0	.614	14	16	.467	Dave Van Horn
2004	45	24	0	.652	19	11	.633	Dave Van Horn
2005	39	22	0	.639	13	17	.433	Dave Van Horn
2006	39	21	0	.650	18	12	.600	Dave Van Horn
2007	43	21	0	.672	18	12	.600	Dave Van Horn
2008	34	22	0	.586	14	15	.483	Dave Van Horn
2009	41	24	0	.631	14	15	.483	Dave Van Horn
2010	43	21	0	.672	18	12	.600	Dave Van Horn

Team Records - Season

All-Time Record/Seasons: 1,872-1,199-6 (.609)/89

All-Time Conference Record/Seasons:

Southeastern Conference - 272-271 (.501)/19

Southwest Conference - 249-190 (.567)/23

Combined - 521-461 (.531)/42

Razorback All-Time Head Coaching Records

Coach	W	L	T	Pct.	Tenure (Yrs.)
None	20	18	0	.527	1897-1905 (9)
Hugo Bezdek	81	37	0	.704	1908-13 (6)
E.T. Pickering	23	12	0	.657	1914-15 (2)
T.T. McConnell	10	5	0	.667	1916 (1)
Claude Watts	8	6	0	.571	1919-20 (2)
Norman Coyle	0	6	0	.000	1922 (0)
Francis Schmidt	38	64	0	.373	1923-29 (7)
Deke Brackett	23	22	0	.511	1947-49 (3)
Bill Ferrell	139	149	0	.483	1950-65 (16)
Wayne Robbins	50	51	0	.495	1966-69 (4)
Norm DeBriyn	1,161	650	6	.640	1970-2002 (33)
Dave Van Horn	319	179	0	.641	2003-Present (8)
Totals	1,872	1,199	6	.609	

HAZORBACKS

COACHES

PLAYERS

BAUM STADIUM

2010 SEASON

2011 OPPONENTS

HISTORY

UNIVERSITY

ARKANSAS VS. ALL OPPONENTS



	2010 SEASON										2011 OPPONENTS										HISTORY
	BAUM STADIUM										PLAYERS										
	COACHES										RAZORBACKS										
	Opponent	G	W	L	Win%	^UA	^OPP	Home	Away	Neu.	Opponent	G	W	L	Win%	^UA	^OPP	Home	Away	Neu.	
UNIVERSITY	Abeline Christian	2	2	0	1.000	15	4	2-0	0-0	0-0	McNeese State	7	5	2	.714	39	31	3-2	2-0	0-0	
	Air Force	2	1	1	.500	18	2	0-0	0-0	1-1	Memphis*	31	18	12	.597	167	142	9-3	8-7	1-2	
	Alabama	62	24	38	.387	350	394	16-14	6-20	2-4	Miami (Fla.)	4	0	4	.000	5	19	0-0	0-3	0-1	
	Albany	1	1	0	1.000	9	0	1-0	0-0	0-0	Miami (Ohio)	3	3	0	1.000	29	11	2-0	0-0	1-0	
	Alcorn State	1	1	0	1.000	9	1	1-0	0-0	0-0	Middle Tennessee	1	1	0	1.000	10	7	0-0	0-0	1-0	
	American Christian	4	1	3	.250	3	9	1-3	0-0	0-0	Minnesota	10	7	3	.700	59	53	4-0	2-2	1-1	
	Arizona	5	2	3	.400	33	28	0-0	1-2	1-1	Mississippi College	4	2	2	.500	20	10	0-0	2-2	0-0	
	Auburn	65	30	35	.462	419	428	16-14	11-16	3-5	Mississippi State	74	32	42	.432	467	497	13-15	13-20	6-7	
	Arizona State	8	3	5	.375	40	45	2-0	0-4	1-1	Mississippi Valley State	1	1	0	1.000	12	3	1-0	0-0	0-0	
	Baker	8	7	1	.875	65	18	7-1	0-0	0-0	Missouri	21	10	11	.476	129	168	5-2	4-5	1-4	
	Ball State	3	2	1	.667	21	10	2-1	0-0	0-0	Missouri Southern*	46	44	1	.967	471	145	43-0	1-1	0-0	
	Baylor	63	36	27	.571	379	305	22-7	12-18	2-2	Missouri State	66	46	20	.697	443	316	31-8	15-11	0-1	
	Belhaven	3	2	1	.667	10	11	0-0	2-1	0-0	Missouri-St. Louis	2	2	0	1.000	25	4	2-0	0-0	0-0	
	Benedictine	1	1	0	1.000	9	0	1-0	0-0	0-0	Missouri Valley	1	1	0	1.000	7	1	1-0	0-0	0-0	
	Brigham Young	1	0	1	.000	5	6	0-0	0-0	0-1	Missouri Western	18	17	1	.944	157	37	17-1	0-0	0-0	
	Bucknell	1	1	0	1.000	10	7	0-0	0-0	1-0	Morningside	2	1	1	.500	41	17	1-1	0-0	0-0	
	Buena Vista	22	14	8	.636	149	111	13-8	0-0	1-0	Murray State	2	2	0	1.000	12	5	2-0	0-0	0-0	
	California	7	4	3	.571	41	40	2-1	2-1	0-1	Navy	2	2	0	1.000	14	5	0-0	0-0	2-0	
	Cal State Fullerton	4	1	3	.250	26	27	0-0	0-0	1-3	Nebraska	16	8	8	.500	86	91	7-6	1-1	0-1	
	Cal State Northridge	3	3	0	1.000	22	12	3-0	0-0	0-0	Nebraska-Kearney	2	1	1	.500	5	4	1-1	0-0	0-0	
Carthage*	2	1	0	.750	10	3	1-0	0-0	0-0	New Mexico	6	5	1	.833	36	18	2-0	0-0	3-1		
Centenary	40	32	8	.800	363	181	20-4	12-4	0-0	New Mexico State	1	1	0	1.000	8	4	0-0	1-0	0-0		
Central Michigan	2	2	0	1.000	11	4	2-0	0-0	0-0	New Orleans	2	0	2	.000	8	16	0-0	0-1	0-1		
Central Missouri State	9	9	0	1.000	89	38	9-0	0-0	0-0	Nicholls State	1	0	1	.000	3	5	0-0	0-1	0-0		
Central Oklahoma	1	1	0	1.000	6	2	1-0	0-0	0-0	North Carolina	1	1	0	1.000	7	3	0-0	0-0	1-0		
Clemson	6	3	3	.500	34	40	0-1	1-2	2-0	North Dakota State	2	2	0	1.000	20	3	2-0	0-0	0-0		
Coastal Carolina	3	1	2	.333	16	22	1-2	0-0	0-0	Northeastern State	26	24	2	.923	195	74	24-2	0-0	0-0		
Colorado	2	2	0	1.000	25	4	2-0	0-0	0-0	Northeast Missouri State	2	2	0	1.000	28	13	1-0	0-0	1-0		
Creighton	13	8	5	.615	66	42	4-1	4-4	0-0	Northern Colorado	8	7	1	.875	61	28	7-1	0-0	0-0		
Dallas Baptist	18	11	7	.611	127	95	9-5	1-0	1-2	Northern Illinois	3	3	0	1.000	34	10	3-0	0-0	0-0		
Delaware	3	3	0	1.000	22	15	1-0	0-0	2-0	Northern Iowa	5	5	0	1.000	62	9	5-0	0-0	0-0		
Delta State	5	2	3	.400	27	38	0-0	2-3	0-0	North Texas	11	11	0	1.000	110	15	11-0	0-0	0-0		
Drake	6	5	1	.833	39	27	5-1	0-0	0-0	Northwestern State	15	13	2	.867	109	67	5-1	5-1	3-0		
Eastern Illinois	19	18	1	.947	198	44	18-1	0-0	0-0	Northwest Missouri State*	11	9	1	.864	79	43	9-1	0-0	0-0		
Eastern Kentucky	1	1	0	1.000	20	13	0-0	0-0	1-0	Northwood Institute	1	1	0	1.000	9	1	1-0	0-0	0-0		
Eastern Michigan	15	14	1	.933	104	48	7-0	0-0	7-1	Notre Dame	3	2	1	.667	16	13	1-0	0-0	1-1		
East Texas Baptist	2	0	2	.000	1	6	0-0	0-2	0-0	Ohio State	1	1	0	1.000	8	6	0-0	0-0	1-0		
Eckerd	1	1	0	1.000	8	2	0-0	0-0	1-0	Oklahoma	24	14	10	.583	152	119	6-2	7-8	1-0		
Emporia State	13	8	5	.615	109	91	5-1	2-4	1-0	Oklahoma Baptist	9	6	3	.667	45	40	4-2	2-1	0-0		
Evangel	20	20	0	1.000	166	33	12-0	8-0	0-0	Oklahoma Christian	1	1	0	1.000	14	4	1-0	0-0	0-0		
Evansville	8	6	2	.750	53	34	6-2	0-0	0-0	Oklahoma City	24	23	1	.958	217	82	15-0	8-1	0-0		
Florida	44	22	22	.500	264	228	11-7	8-13	3-2	Oklahoma State	39	16	23	.410	224	272	8-9	6-9	2-5		
Florida Southern	3	2	1	.667	21	9	0-0	2-1	0-0	Ole Miss	63	35	28	.556	400	355	15-13	18-12	2-3		
Florida State	5	5	0	1.000	34	23	2-0	3-0	0-0	Omaha	2	0	2	.000	10	15	0-2	0-0	0-0		
Fordham	1	0	1	.000	5	8	0-0	0-0	0-1	Oral Roberts	98	63	35	.643	666	457	33-14	28-20	2-1		
Fresno State	1	1	0	1.000	6	4	0-0	1-0	0-0	Oregon State	3	2	1	.667	9	8	0-0	0-0	2-1		
George Mason	2	2	0	1.000	17	10	0-0	0-0	2-0	Pacific Lutheran	1	1	0	1.000	8	1	0-0	0-0	1-0		
George Washington	3	3	0	1.000	25	14	0-0	0-0	3-0	Penn State	1	1	0	1.000	2	1	0-0	0-0	1-0		
Georgia	40	23	17	.575	279	224	15-6	7-10	1-1	Pepperdine	2	1	1	.500	8	8	0-0	0-0	1-1		
Georgia Tech	3	1	2	.333	9	10	0-0	0-0	1-2	Pittsburg State	15	15	0	1.000	111	27	13-0	2-0	0-0		
Gonzaga	2	1	1	.500	8	10	0-0	0-1	1-0	Princeton	1	1	0	1.000	6	2	1-0	0-0	0-0		
Grambling State	1	1	0	1.000	19	7	1-0	0-0	0-0	Rice*	59	40	18	.686	331	218	23-4	15-11	2-3		
Hawai'i	8	4	4	.500	51	46	0-0	4-4	0-0	Saint Louis	9	9	0	1.000	127	46	8-0	1-0	0-0		
Hawai'i Pacific	4	3	1	.750	31	19	0-0	3-1	0-0	San Diego State	1	1	0	1.000	6	4	0-0	0-0	1-0		
Houston	63	37	26	.587	370	308	17-7	14-16	6-3	San Jose State	2	2	0	1.000	19	12	0-0	2-0	0-0		
Illinois	3	3	0	1.000	33	12	2-0	0-0	1-0	Santa Clara	1	1	0	1.000	10	3	0-0	0-0	1-0		
Illinois-Chicago	8	7	1	.875	63	35	7-1	0-0	0-0	School of the Ozarks	9	8	1	.889	81	24	8-1	0-0	0-0		
Illinois-Edwardsville	2	1	1	.500	9	8	1-1	0-0	0-0	Siena	3	3	0	1.000	41	11	3-0	0-0	0-0		
Illinois State	6	5	1	.833	66	33	5-1	0-0	0-0	SMU	26	22	4	.846	135	71	11-0	11-4	0-0		
Indiana	2	1	1	.500	8	16	1-0	0-0	0-1	South Alabama	1	1	0	1.000	8	7	0-0	1-0	0-0		
Indiana State	15	11	4	.733	89	68	9-3	2-1	0-0	South Carolina	51	29	22	.569	312	326	15-7	10-11	4-4		
Iowa	2	2	0	1.000	33	10	1-0	0-0	1-0	South Dakota	6	6	0	1.000	48	6	6-0	0-0	0-0		
Iowa State	11	11	0	1.000	116	34	11-0	0-0	0-0	South Dakota State	4	3	1	.750	56	10	3-1	0-0	0-0		
Kansas	47	35	12	.745	348	213	32-9	3-3	0-0	Southeastern State	4	4	0	1.000	49	25	4-0	0-0	0-0		
Kansas State	48	29	19	.604	338	234	28-14	0-4	1-1	Southeast Missouri State	7	4	3	.571	37	31	4-3	0-0	0-0		
Kentucky	49	31	18	.633	382	306	17-7	12-9	2-2	Southeast Oklahoma State	2	2	0	1.000	29	16	2-0	0-0	0-0		
Lamar	8	5																			



ARKANSAS VS. ALL OPPONENTS

Opponent	G	W	L	Win%	^UA	^OPP	Home	Away	Neu.
Texas A&M	64	29	35	.453	319	337	11-16	16-17	2-2
Texas-Arlington	8	7	1	.875	53	20	0-0	4-1	3-0
Texas Lutheran	3	1	2	.333	12	14	0-0	1-1	0-1
Texas-Pan American	20	5	15	.250	71	100	1-0	4-11	0-4
Texas-San Antonio	13	10	3	.769	103	53	4-1	6-2	0-0
Texas Tech	56	42	14	.750	462	300	21-6	20-7	1-1
Texas Wesleyan	7	6	1	.857	60	34	6-1	0-0	0-0
Trinity	4	2	2	.500	21	36	0-0	2-1	0-1
Troy	6	5	1	.833	64	31	3-0	2-1	0-0
Tulane	2	1	1	.500	9	3	0-0	1-1	0-0
Tulsa	41	20	21	.488	221	211	13-7	7-14	0-0
UCLA	2	0	2	.000	7	11	0-2	0-0	0-0
Union	4	1	3	.250	11	18	1-1	0-2	0-0
UNLV	3	0	3	.000	14	24	0-0	0-3	0-0
Upper Iowa	3	2	1	.667	16	17	2-1	0-0	0-0
Valparaiso	1	1	0	1.000	7	3	1-0	0-0	0-0
Vanderbilt	45	26	19	.578	296	259	13-7	13-8	0-4
Virginia	1	1	0	1.000	4	3	0-0	0-0	1-0

Opponent	G	W	L	Win%	^UA	^OPP	Home	Away	Neu.
Washington	1	0	1	.000	2	5	0-0	0-0	0-1
Washington State	10	7	3	.700	55	48	5-1	0-1	2-1
Western Illinois	4	4	0	1.000	39	20	4-0	0-0	0-0
Western Kentucky	2	2	0	1.000	13	5	2-0	0-0	0-0
Western Michigan	9	7	2	.778	99	54	2-0	0-0	5-2
West Texas State	2	0	2	.000	7	9	0-0	0-0	0-2
West Virginia	1	1	0	1.000	7	2	0-0	0-0	1-0
Wichita State	42	20	22	.476	211	226	13-2	7-17	0-3
William Carey	1	0	1	.000	0	1	0-0	0-1	0-0
William Jewell	13	10	3	.769	79	37	10-3	0-0	0-0
Wisconsin	9	8	1	.889	72	12	7-1	0-0	1-0
Wisconsin-Milwaukee	6	6	0	1.000	68	14	6-0	0-0	0-0
Wisconsin-Osh Kosh	10	9	1	.900	88	31	9-1	0-0	0-0
Wright State	3	3	0	1.000	21	11	3-0	0-0	0-0
Yankton	5	5	0	1.000	26	11	5-0	0-0	0-0
TOTALS	2527	1585	936	.628	16,985	12,648	1019-334	440-477	126-125

* - includes one tie (Arkansas has six ties in program history), ^ - runs
Bold indicates 2011 opponent

ARKANSAS RECORD BY DATE

February					
Day	W-L	Win%	Home	Away	Neu.
2	1-0	1.000	0-0	1-0	0-0
3	0-1	.000	0-0	0-1	0-0
4	2-0	1.000	1-0	1-0	0-0
5	1-0	1.000	1-0	0-0	0-0
6	1-0	1.000	1-0	0-0	0-0
7	1-0	1.000	1-0	0-0	0-0
8	0-0	.000	0-0	0-0	0-0
9	2-3	.400	1-0	1-3	0-0
10	4-3	.571	1-0	2-3	1-0
11	10-1	.909	5-0	4-1	1-0
12	5-2	.714	4-0	0-2	1-0
13	6-3	.667	4-1	2-1	0-1
14	8-1-1	.850	5-0	2-0-1	1-1
15	9-3	.750	6-1	2-1	1-1
16	8-4	.667	6-1	2-2	0-1
17	13-1	.929	9-0	3-1	1-0
18	12-3	.800	8-2	2-1	2-0
19	11-5	.688	10-2	1-3	0-0
20	11-3	.786	9-2	2-0	0-1
21	12-2	.857	10-2	1-0	1-0
22	16-4	.800	16-2	0-2	0-0
23	15-3	.833	14-2	1-1	0-0
24	11-5	.688	10-4	1-1	0-0
25	19-5	.792	18-2	0-3	1-0
26	9-7	.563	8-3	1-3	0-1
27	16-7	.696	14-3	2-2	0-2
28	14-3	.824	7-0	2-1	5-2
29	6-1	.857	2-0	1-1	3-0
Totals	223-70-1	.760	171-27	34-33-1	18-10

March					
Day	W-L	Win%	Home	Away	Neu.
1	16-8	.667	9-2	2-5	5-1
2	20-7	.741	13-2	3-3	4-2
3	10-6	.625	6-2	1-2	3-2
4	17-6	.739	13-2	2-3	2-1
5	21-4	.840	17-1	4-3	0-0
6	17-9	.654	11-5	4-3	2-1
7	13-8	.619	12-2	0-5	1-1
8	18-4-1	.804	17-1-1	1-3	0-0
9	16-12	.571	14-7	2-5	0-0
10	26-5	.839	22-3	4-2	0-0
11	17-5	.773	16-2	1-3	0-0
12	13-10-1	.563	11-5-1	1-5	1-0
13	23-5	.821	21-2	2-1	0-2
14	23-6	.793	19-2	1-4	3-0
15	19-11	.633	17-5	0-5	2-1
16	24-4	.857	17-1	6-2	1-1
17	25-11	.694	14-4	7-7	4-0
18	16-10	.615	8-5	7-4	1-1
19	18-12-1	.597	10-2-1	7-8	1-2
20	21-9	.700	10-2	10-6	1-1

21	27-10	.730	17-3	10-7	0-0
22	21-13	.618	13-6	8-7	0-0
23	20-12	.625	13-3	7-9	0-0
24	12-10	.545	7-6	5-4	0-0
25	24-12	.667	21-6	2-6	1-0
26	16-12-1	.569	14-8-1	2-3	0-1
27	24-11	.686	18-3	6-2	0-6
28	20-14	.588	13-5	6-4	1-5
29	9-17	.346	7-6	2-9	0-2
30	15-11	.577	11-3	4-8	0-0
31	24-6	.800	13-4	9-2	2-0
Totals	585-280-4	.675	424-110-4	126-140	35-30

April					
Day	W-L	Win%	Home	Away	Neu.
1	19-12	.613	9-3	10-7	0-2
2	14-11	.560	4-4	10-6	0-1
3	20-9	.690	11-1	9-7	0-1
4	16-15	.516	8-9	8-6	0-0
5	19-12	.613	15-3	4-9	0-0
6	16-14	.533	13-9	3-5	0-0
7	20-7	.741	14-3	6-4	0-0
8	19-10	.655	16-7	3-3	0-0
9	20-7	.741	15-2	5-5	0-0
10	11-13	.458	6-8	5-5	0-0
11	20-10	.667	11-3	9-7	0-0
12	10-14	.417	7-2	3-12	0-0
13	20-11	.645	14-6	6-5	0-0
14	18-10	.643	13-4	4-6	1-0
15	22-10	.688	14-2	8-8	0-0
16	15-11	.577	7-4	8-7	0-0
17	19-9	.679	11-1	8-8	0-0
18	17-11	.607	10-1	7-10	0-0
19	19-12	.613	5-4	14-7	0-1
20	17-14	.548	13-4	2-10	2-0
21	19-14	.576	13-5	5-9	1-0
22	10-15	.400	2-4	8-11	0-0
23	18-12	.600	11-5	7-6	0-1
24	16-11	.593	6-6	10-3	0-2
25	13-14	.481	6-1	6-13	1-0
26	11-14	.440	6-3	5-10	0-1
27	20-13	.606	5-3	14-10	1-0
28	13-10	.565	7-3	6-6	0-1
29	18-6	.750	14-1	3-3	1-2
30	18-7	.720	13-3	5-3	0-1
Totals	507-338	.600	299-114	201-211	7-13

May					
Day	W-L	Win%	Home	Away	Neu.
1	8-11	.421	5-10	2-1	1-0
2	10-14	.417	8-9	2-5	0-0
3	10-5	.667	7-3	3-2	0-0
4	10-9	.526	10-5	0-4	0-0
5	9-6	.600	4-5	5-1	0-0

6	11-3	.786	10-2	1-1	0-0
7	11-5	.688	6-0	5-5	0-0
8	8-13	.381	5-2	3-9	0-2
9	10-8	.556	5-1	3-7	2-0
10	7-7	.500	4-1	3-5	0-1
11	8-7	.533	4-2	3-5	1-0
12	14-4	.778	4-0	9-2	1-2
13	6-11	.353	2-2	1-7	3-2
14	8-11	.421	2-4	3-5	3-2
15	11-11	.500	4-4	5-3	2-4
16	4-10	.286	0-3	2-6	2-1
17	7-3	.700	4-1	0-1	3-1
18	4-7	.364	3-2	0-4	1-1
19	7-4	.636	4-1	0-1	3-2
20	3-8	.273	1-3	0-1	2-4
21	4-6	.400	2-2	1-0	1-4
22	9-5	.643	0-2	3-1	6-2
23	5-7	.417	1-0	0-0	4-7
24	3-5	.375	0-0	0-0	3-5
25	2-4	.333	0-0	1-0	1-4
26	5-5	.500	0-0	0-1	5-4
27	2-6	.250	0-0	0-0	2-6
28	3-3	.500	1-0	0-1	2-2
29	3-3	.500	1-2	0-0	2-1
30	1-3	.250	1-0	0-0	0-3
31	5-2	.714	0-0	0-1	5-1
Totals	208-206	.502	98-66	55-79	55-61

June					
Day	W-L	Win%	Home	Away	Neu.
1	3-0	1.000	1-0	0-0	2-0
2	1-3	.250	0-2	0-0	1-1
3	4-3	.571	2-1	0-0	2-2
4	4-1	.800	2-1	1-0	1-0
5	4-2	.667	2-1	1-1	1-0
6	4-4	.500	2-1	1-1	1-2
7	2-0	1.000	1-0	1-0	0-0
8	0-3	.000	0-0	0-1	0-2
9	0-1	.000	0-0	0-1	0-0
10	0-0	.000	0-0	0-0	0-0
11	1-0	1.000	1-0	0-0	0-0
12	1-1	.500	1-0	0-1	0-0
13	1-1	.500	0-0	0-1	1-0
14	0-0	.000	0-0	0-0	0-0
15	0-1	.000	0-0	0-0	0-1
16	0-0	.000	0-0	0-0	0-0
17	1-0	1.000	0-0	0-0	1-0
18	0-1	.000	0-0	0-0	0-1
19	0-2	.000	0-0	0-0	0-2
Totals	26-23	.531	12-6	4-6	10-11

Bold indicates 2011 game date

HAZORBACKS

COACHES

PLAYERS

BAUM STADIUM

2010 SEASON

2011 OPPONENTS

HISTORY

UNIVERSITY



1960 (14-9)			
Bill Ferrell			
Date	Result	Opponent	Location
	W, 7-6	Wichita State	Fayetteville
	W, 9-5	Wichita State	Fayetteville
3/28	W, 11-6	Kansas	Fayetteville
3/29	W, 18-0	Kansas	Fayetteville
	W, 19-11	Emporia State	Fayetteville
	W, 11-4	Emporia State	Fayetteville
	L, 8-21	Missouri	Fayetteville
	W, 9-8	Missouri	Fayetteville
	W, 10-4	Buena Vista	Fayetteville
	L, 1-3	Buena Vista	Fayetteville
	W, 17-2	Colorado	Fayetteville
	W, 8-2	Colorado	Fayetteville
4/14	W, 8-0	Baylor	Monroe, La.
	L, 1-5	LSU	Fayetteville
	W, 4-3	Northwestern St.	Natchitoches, La.
	L, 2-3	Mississippi State	Fayetteville
	W, 11-8	Louisiana Monroe	Monroe, La.
	L, 6-11	Loyola	New Orleans, La.
	L, 5-9	Loyola	New Orleans, La.
	W, 11-5	Louisiana State	Baton Rouge, La.
	L, 5-12	Louisiana College	Pineville, La.
	L, 12-13	Centenary	Shreveport, La.
	L, 2-3	Centenary	Shreveport, La.

1961 (9-8)			
Bill Ferrell			
Date	Result	Opponent	Location
3/27	L, 6-10	Buena Vista	Fayetteville
3/28	W, 9-6	Tulsa	Tulsa, Okla.
3/28	L, 2-8	Tulsa	Tulsa, Okla.
3/29	W, 2-0	Buena Vista	Fayetteville
4/3	W, 7-4	TCU	Fort Worth, Texas
4/4	L, 1-7	SMU	Dallas, Texas
4/5	W, 11-7	SMU	Dallas, Texas
4/6	L, 2-16	Baylor	Waco, Texas
4/6	L, 1-5	Baylor	Waco, Texas
4/7	W, 9-2	Oklahoma City	Oklahoma City, Okla.
4/14	W, 10-2	Centenary	Fayetteville
4/17	L, 2-7	Wichita State	Wichita, Kan.
4/18	L, 4-5	Wichita State	Wichita, Kan.
4/19	L, 2-4	Emporia State	Emporia, Kan.
4/20	W, 15-10	Emporia State	Chanute, Kan.
4/25	W, 12-2	Tulsa	Fayetteville
4/25	W, 12-3	Tulsa	Fayetteville

1962 (13-7)			
Bill Ferrell			
Date	Result	Opponent	Location
3/26	L, 4-8	Buena Vista	Fayetteville
3/27	L, 7-8	Buena Vista	Fayetteville
3/28	W, 5-4	Buena Vista	Fayetteville
4/3	L, 7-15	Missouri	Columbia, Mo.
4/4	L, 4-10	Missouri	Columbia, Mo.
4/7	W, 5-1	Pittsburg State	Fayetteville
4/7	W, 11-3	Pittsburg State	Fayetteville
4/13	W, 6-2	Emporia State	Fayetteville
4/14	W, 12-3	Emporia State	Fayetteville
4/19	L, 0-5	Baylor	Monroe, La.
4/20	L, 2-3	Louisiana Monroe	Monroe, La.
4/20	W, 13-8	Northwestern St.	Monroe, La.
4/21	W, 5-4	Louisiana Monroe	Monroe, La.
4/21	W, 8-4	Northwestern St.	Monroe, La.
4/23	W, 10-7	Louisiana Monroe	Monroe, La.
4/23	W, 6-1	Louisiana Monroe	Monroe, La.
4/25	L, 2-4	Northwestern St.	Natchitoches, La.
4/26	W, 2-1	Northwestern St.	Natchitoches, La.
4/27	W, 6-2	Centenary	Shreveport, La.
4/28	W, 7-2	Centenary	Shreveport, La.


1963 (13-10)			
Bill Ferrell			
Date	Result	Opponent	Location
3/25	W, 9-1	Buena Vista	Fayetteville
3/25	W, 8-7	Buena Vista	Fayetteville
3/26	W, 11-10	Buena Vista	Fayetteville
3/30	L, 6-10	Missouri	Fayetteville
3/30	W, 6-5	Missouri	Fayetteville
4/1	W, 15-7	Kansas	Lawrence, Kan.
4/2	L, 1-9	Kansas	Lawrence, Kan.
4/3	W, 12-8	Emporia State	Emporia, Kan.

4/3	L, 2-18	Emporia State	Emporia, Kan.
4/8	L, 6-7	Centenary	Fayetteville
4/9	W, 3-2	Centenary	Fayetteville
4/12	L, 4-5	Southern Miss	Hattiesburg, Miss.
4/13	L, 0-4	Southern Miss	Hattiesburg, Miss.
4/15	L, 5-10	LSU	Baton Rouge, La.
4/16	L, 2-10	LSU	Baton Rouge, La.
4/17	W, 7-3	Mississippi College	Clinton, Miss.
4/18	L, 0-3	Mississippi College	Clinton, Miss.
4/19	W, 5-2	Delta State	Cleveland, Miss.
4/20	L, 2-10	Delta State	Cleveland, Miss.
4/23	W, 3-1	Tulsa	Fayetteville
4/23	W, 9-4	Tulsa	Fayetteville
4/30	W, 9-4	Pittsburg State	Pittsburg, Kan.
4/30	W, 2-1	Pittsburg State	Pittsburg, Kan.

1964 (8-10)			
Bill Ferrell			
Date	Result	Opponent	Location
3/23	L, 5-6	Buena Vista	Fayetteville
3/24	L, 13-16	Buena Vista	Fayetteville
3/27	L, 3-5	Memphis	Little Rock, Ark.
3/28	L, 6-13	Memphis	Little Rock, Ark.
3/30	L, 0-6	Memphis	Memphis, Tenn.
3/31	W, 4-0	Memphis	Memphis, Tenn.
4/1	L, 0-1	Louisiana Monroe	Monroe, La.
4/2	L, 5-7	Louisiana Monroe	Monroe, La.
4/3	W, 8-4	Centenary	Shreveport, La.
4/4	L, 7-8	Centenary	Shreveport, La.
4/10	W, 9-4	Tulsa	Fayetteville
4/10	L, 4-6	Tulsa	Fayetteville
4/13	W, 8-3	Emporia State	Fayetteville
4/13	L, 6-10	Emporia State	Fayetteville
4/24	W, 18-9	Tulsa	Tulsa, Okla.
4/24	W, 16-5	Tulsa	Tulsa, Okla.
4/29	W, 7-5	Central Missouri St.	Fayetteville
4/29	W, 10-9	Central Missouri St.	Fayetteville

1965 (3-14)			
Bill Ferrell			
Date	Result	Opponent	Location
4/6	L, 4-8	Emporia State	Emporia, Kan.
4/7	W, 3-0	Wichita State	Wichita, Kan.
4/7	L, 0-2	Wichita State	Wichita, Kan.
4/10	L, 7-10	Centenary	Fayetteville
4/10	L, 4-8	Centenary	Fayetteville
4/13	L, 7-9	Omaha	Fayetteville
4/13	L, 3-6	Omaha	Fayetteville
4/16	L, 1-4	Southern Miss	Hattiesburg, Miss.
4/17	L, 9-15	Southern Miss	Hattiesburg, Miss.
4/20	L, 10-11	Louisiana-Monroe	Monroe, La.
4/20	L, 1-2	Louisiana-Monroe	Monroe, La.
4/21	L, 1-5	Delta State	Cleveland, Miss.
4/22	L, 7-12	Delta State	Cleveland, Miss.
4/23	L, 4-6	Memphis	Fayetteville
4/23	W, 4-2	Memphis	Fayetteville
4/27	L, 4-5	Tulsa	Tulsa, Okla.
4/27	W, 7-1	Tulsa	Tulsa, Okla.

1966 (4-16)			
Wayne Robbins			
Date	Result	Opponent	Location
3/21	L, 7-13	Baylor	Waco, Texas
3/22	L, 3-9	Texas Christian	Fort Worth, Texas
3/26	W, 7-5	SMS	Fayetteville
3/31	L, 0-3	Buena Vista	Fayetteville
4/1	W, 16-13	Buena Vista	Fayetteville
4/4	L, 3-12	Kansas State	Fayetteville
4/4	L, 2-6	Kansas State	Fayetteville
4/9	L, 8-9	Memphis	Memphis, Tenn.
4/9	L, 1-6	Memphis	Memphis, Tenn.
4/11	L, 3-9	Mississippi State	Starkville, Miss.
4/12	L, 0-18	Mississippi State	Starkville, Miss.
4/13	L, 0-13	Southern Miss	Hattiesburg, Miss.
4/14	L, 0-19	Southern Miss	Hattiesburg, Miss.
4/16	W, 4-2	Centenary	Shreveport, La.
4/16	W, 3-2	Centenary	Shreveport, La.
4/19	L, 6-12	Tulsa	Tulsa, Okla.
4/19	L, 4-14	Tulsa	Tulsa, Okla.
5/5	L, 0-7	Southern Illinois	Fayetteville



Bill 'Groundhog' Ferrell coached the Razorbacks from 1950-65 and compiled a 139-149 record.

1967 (15-14)			
Wayne Robbins			
Date	Result	Opponent	Location
3/21	W, 6-1	Buena Vista	Fayetteville
3/21	W, 4-3	Buena Vista	Fayetteville
3/22	L, 3-6	Buena Vista	Fayetteville
3/25	W, 5-3	Wisconsin	San Antonio, Texas
3/27	L, 1-2	Texas Lutheran	San Antonio, Texas
3/28	L, 3-13	Indiana	San Antonio, Texas
3/28	L, 0-4	Texas-Pan American	San Antonio, Texas
3/29	L, 4-10	Texas-Pan American	San Antonio, Texas
3/29	L, 1-2	Texas-Pan American	San Antonio, Texas
3/31	W, 8-6	St. Edwards	San Antonio, Texas
4/1	W, 11-9	Trinity	San Antonio, Texas
4/4	W, 4-1	SMU	Fayetteville
4/4	W, 8-7	SMU	Fayetteville
4/8	W, 8-5	William Jewell	Fayetteville
4/8	L, 2-8	William Jewell	Fayetteville
4/15	L, 1-8	Memphis	Memphis, Tenn.
4/15	W, 4-0	Memphis	Memphis, Tenn.
4/17	W, 12-9	Delta State	Cleveland, Miss.
	W, 8-1	Pittsburg State	Fayetteville
	W, 6-2	Pittsburg State	Fayetteville
4/22	L, 5-6	SW Missouri St.	Springfield, Mo.
4/22	L, 3-4	SW Missouri St.	Springfield, Mo.
4/29	W, 2-1	Oklahoma Baptist	Fayetteville
4/29	W, 6-0	Oklahoma Baptist	Fayetteville
5/8	L, 2-13	Kansas State	Manhattan, Kan.
5/8	L, 2-3	Kansas State	Manhattan, Kan.
5/9	L, 3-6	Wichita State	Wichita, Kan.
	W, 8-5	Emporia State	Emporia, Kan.
	L, 4-5	Emporia State	Emporia, Kan.

1968 (13-11)			
Wayne Robbins			
Date	Result	Opponent	Location
3/23	L, 0-4	East Texas Baptist	Marshall, Texas
3/23	L, 1-2	East Texas Baptist	Marshall, Texas
3/25	W, 3-2	St. Mary's (Texas)	San Antonio, Texas
3/26	L, 0-1	Air Force	San Antonio, Texas
3/27	L, 4-8	Missouri	San Antonio, Texas
3/28	L, 2-7	Texas-Pan American	Edinburg, Texas
3/29	L, 5-10	Texas-Pan American	Edinburg, Texas
3/30	L, 7-19	Trinity	San Antonio, Texas
4/5	L, 12-13	Morningside	Fayetteville
4/6	W, 29-4	Morningside	Fayetteville
	W, 4-3	Yankton	Fayetteville
	W, 7-2	Yankton	Fayetteville
4/9	W, 12-3	Oklahoma City	Fayetteville

4/12	W, 4-3	Yankton	Fayetteville
4/15	L, 11-19	Mississippi State	Starkville, Miss.
4/15	L, 4-7	Memphis	Fayetteville
4/15	W, 13-7	Memphis	Fayetteville
4/22	L, 0-12	Oklahoma Baptist	Fayetteville
4/22	W, 4-3	Oklahoma Baptist	Fayetteville
4/27	W, 8-4	Pittsburg State	Pittsburg, Kan.
4/27	W, 3-0	Pittsburg State	Pittsburg, Kan.
	W, 12-9	SMS	Springfield, Mo.
	W, 3-1	Evangel	Fayetteville
	W, 2-1	Evangel	Fayetteville

1969 (18-10)			
Wayne Robbins			
Date	Result	Opponent	Location
3/22	W, 13-3	Mississippi College	Clinton, Miss.
3/24	L, 0-1	Mississippi College	Clinton, Miss.
3/25	L, 2-7	Belhaven	Jackson, Miss.
3/26	W, 4-2	Belhaven	Jackson, Miss.
3/27	W, 4-2	Belhaven	Jackson, Miss.
	L, 0-1	William Carey	Hattiesburg, Miss.
4/1	W, 16-4	Buena Vista	Fayetteville
4/1	W, 14-1	Buena Vista	Fayetteville
4/5	L, 5-12	Upper Iowa	Fayetteville
4/5	W, 7-4	Upper Iowa	Fayetteville
4/5	W, 4-1	Upper Iowa	Fayetteville
4/8	W, 5-2	Yankton	Fayetteville
4/8	W, 1-1	Yankton	Fayetteville
4/12	L, 0-6	Memphis	Memphis, Tenn.
4/12	W, 10-3	Memphis	Memphis, Tenn.
4/18	W, 5-2	Oklahoma Baptist	Shawnee, Okla.
4/19	W, 2-0	Oklahoma City	Oklahoma City, Okla.
4/21	L, 13-14	TCU	Fort Worth, Texas
4/22	L, 3-8	SMU	Dallas, Texas
4/26	W, 10-6	Kansas State	Fayetteville
4/26	L, 4-6	Kansas State	Fayetteville
4/30	W, 12-1	William Jewell	Fayetteville
4/30	L, 0-4	William Jewell	Fayetteville
5/3	W, 3-0	Evangel	Springfield, Mo.
5/3	W, 18-0	Evangel	Springfield, Mo.
5/6	W, 3-2	SMS	Fayetteville
5/6	L, 0-2	SMS	Fayetteville



ALL - TIME RESULTS

1970 (19-13) Norm DeBriyn			
Date	Result	Opponent	Location
	W, 8-1	St. Mary's (Texas)	San Antonio, Texas
3/23	L, 6-8	Texas-Pan American	Edinburg, Texas
	L, 7-8	St. Edwards	Austin, Texas
	W, 10-5	NE Missouri St.	San Antonio, Texas
3/25	L, 5-11	Texas Lutheran	Seguin, Texas
3/26	L, 0-1	St. Mary's (Texas)	San Antonio, Texas
3/28	L, 1-10	Minnesota	San Antonio, Texas
3/28	W, 8-7	Minnesota	San Antonio, Texas
3/28	W, 4-3	Texas - Pan American	Edinburg, Texas
4/4	W, 5-0	Nebraska - Kearney	Fayetteville
4/4	L, 0-4	Nebraska - Kearney	Fayetteville
4/8	W, 7-2	William Jewell	Fayetteville
4/8	L, 2-3	William Jewell	Fayetteville
4/11	L, 7-8	Tulsa	Tulsa, Okla.
4/13	W, 9-6	Oklahoma Baptist	Fayetteville
4/13	L, 4-9	Oklahoma Baptist	Fayetteville
4/15	W, 5-3	Oklahoma State	Fayetteville
4/15	W, 3-1	Oklahoma State	Fayetteville
4/18	W, 6-4	SW. Missouri St.	Springfield, Mo.
4/21	W, 9-4	Oklahoma City	Fayetteville
4/21	W, 9-3	Oklahoma City	Fayetteville
4/29	W, 7-0	Oral Roberts	Fayetteville
4/29	W, 8-0	Oral Roberts	Fayetteville
5/2	W, 7-6	Memphis	Memphis, Tenn.
5/2	W, 7-3	Memphis	Memphis, Tenn.
5/4	L, 0-6	Mississippi State	Starkville, Miss.
5/4	L, 0-1	Mississippi State	Starkville, Miss.
5/8	L, 6-9	Vanderbilt	Covington, Tenn.
5/11	L, 1-2	Oklahoma	Fayetteville
5/11	W, 5-2	Oklahoma	Fayetteville
5/12	W, 10-0	Evangel	Springfield, Mo.
5/12	W, 6-0	Evangel	Springfield, Mo.

1971 (23-18) Norm DeBriyn			
Date	Result	Opponent	Location
3/3	L, 3-4	Tulsa	Tulsa, Okla.
3/3	L, 2-18	Tulsa	Tulsa, Okla.
3/17	W, 6-2	Drake	Fayetteville
3/17	L, 6-7	Drake	Fayetteville
3/20	W, 13-3	Oklahoma Baptist	Shawnee, Okla.
3/20	L, 2-4	Oklahoma Baptist	Shawnee, Okla.
	W, 8-7	St. Cloud State	Fayetteville
3/25	W, 5-1	Buena Vista	Fayetteville
3/25	W, 3-2	Buena Vista	Fayetteville
3/29	W, 3-2	Trinity	San Antonio, Texas
3/29	L, 2-4	St. Mary's (Texas)	San Antonio, Texas
3/31	W, 6-1	Texas Lutheran	Seguin, Texas
4/1	L, 0-10	Texas-Pan American	Edinburg, Texas
4/1	L, 0-5	Texas-Pan American	Edinburg, Texas
4/2	L, 2-5	Rice	Edinburg, Texas
4/3	L, 3-4	Rice	Edinburg, Texas
4/6	W, 4-3	Abeline Christian	Fayetteville
4/6	W, 11-1	Abeline Christian	Fayetteville
	W, 8-1	Carthage	Fayetteville
	T, 2-2	Carthage	Fayetteville
4/13	W, 6-2	SMS	Fayetteville
4/13	L, 2-3	SMS	Fayetteville
4/17	W, 6-0	Pittsburg State	Fayetteville
4/17	W, 11-1	Pittsburg State	Fayetteville
4/19	W, 11-0	Oklahoma City	Oklahoma City, Okla.
4/19	W, 13-1	Oklahoma City	Oklahoma City, Okla.
4/21	L, 4-6	Oklahoma State	Stillwater, Okla.
4/21	L, 4-7	Oklahoma State	Stillwater, Okla.
4/24	W, 6-5	Memphis	Fayetteville
4/24	W, 4-3	Memphis	Fayetteville
4/27	W, 6-1	Oral Roberts	Tulsa, Okla.


4/27	L, 4-6	Oral Roberts	Tulsa, Okla.
5/4	W, 12-11	Oral Roberts	Fayetteville
5/4	L, 2-5	Oral Roberts	Fayetteville
5/5	W, 12-1	Evangel	Springfield, Mo.
5/5	W, 13-0	Evangel	Springfield, Mo.
5/7	L, 4-6	Creighton	Omaha, Neb.
5/7	W, 2-0	Creighton	Omaha, Neb.
5/8	L, 2-3	Creighton	Omaha, Neb.
5/8	L, 1-2	Creighton	Omaha, Neb.
5/15	W, 5-2	Union	Fayetteville
5/15	L, 2-6	Union	Fayetteville

1972 (16-16) Norm DeBriyn			
Date	Result	Opponent	Location
3/8	W, 8-2	Lincoln	Fayetteville
3/8	W, 10-0	Lincoln	Fayetteville
3/10	W, 12-4	William Jewell	Fayetteville
3/11	W, 3-2	William Jewell	Fayetteville
	L, 3-15	Tulsa	Fayetteville
	L, 3-4	Tulsa	Fayetteville
	L, 4-5	Northeastern (Okla.) St.	Fayetteville
	W, 2-0	Northeastern (Okla.) St.	Fayetteville
3/18	W, 9-4	Drake	Fayetteville
3/18	W, 4-2	Drake	Fayetteville
3/20	W, 9-6	St. Cloud State	Fayetteville
3/22	W, 9-6	Missouri	Columbia, Mo.
3/22	L, 1-3	Missouri	Columbia, Mo.
3/25	L, 4-8	Oral Roberts	Tulsa, Okla.
3/25	W, 2-1	Oral Roberts	Tulsa, Okla.
3/28	L, 4-5	West Texas State	Tulsa, Okla.
3/30	L, 2-3	Tulsa	Tulsa, Okla.
3/31	W, 1-0	Buena Vista	Tulsa, Okla.
4/1	L, 0-3	Tulsa	Tulsa, Okla.
4/1	L, 3-4	West Texas State	Tulsa, Okla.
4/2	L, 3-5	Tulsa	Tulsa, Okla.
4/6	L, 2-6	Southwestern (Okla.) St.	Fayetteville
4/7	W, 8-5	Missouri Western	Fayetteville
4/7	W, 4-3	Missouri Western	Fayetteville
4/11	W, 5-0	Pittsburg State	Fayetteville
4/11	W, 9-0	Pittsburg State	Fayetteville
4/18	L, 2-7	SMS	Springfield, Mo.
4/18	W, 8-7	SMS	Springfield, Mo.
4/22	L, 2-4	Union	Jackson, Tenn.
4/22	L, 2-6	Union	Jackson, Tenn.
5/2	L, 2-3	Oklahoma	Norman, Okla.
5/2	L, 3-4	Oklahoma	Norman, Okla.

1974 (22-21; 9-15 7th SWC) Norm DeBriyn			
Date	Result	Opponent	Location
3/2	W, 8-4	Northeastern (Okla.) St.	Fayetteville
3/2	W, 4-1	Northeastern (Okla.) St.	Fayetteville
3/5	W, 4-0	Missouri Western	Fayetteville
3/5	W, 5-2	Missouri Western	Fayetteville
3/6	L, 1-12	Creighton	Fayetteville
3/6	W, 12-4	Creighton	Fayetteville
3/8	L, 6-7	Baylor*	Waco, Texas
3/9	L, 2-7	Baylor*	Waco, Texas
3/9	L, 0-9	Baylor*	Waco, Texas
3/12	L, 1-2	Kansas St.	Fayetteville
3/12	L, 1-2	Kansas St.	Fayetteville
3/15	W, 4-2	SMU*	Fayetteville
3/16	W, 11-3	SMU*	Fayetteville
3/16	W, 6-2	SMU*	Fayetteville
3/18	W, 4-2	Mankato St.	Fayetteville
3/18	L, 3-9	Mankato St.	Fayetteville
3/22	L, 2-5	Texas A&M*	College Station, Texas
3/23	L, 1-15	Texas A&M*	College Station, Texas
3/23	L, 0-15	Texas A&M*	College Station, Texas
3/27	W, 1-0	Oral Roberts	Tulsa, Okla.
3/27	L, 0-1	Oral Roberts	Tulsa, Okla.
3/25	W, 5-4	Lamar	Fayetteville
3/29	L, 4-19	Texas*	Fayetteville
3/30	L, 2-3	Texas*	Fayetteville
3/30	W, 8-5	Texas*	Fayetteville
4/2	L, 4-5	Oklahoma City	Oklahoma City, Okla.
4/2	W, 9-0	Oklahoma City	Oklahoma City, Okla.
4/6	L, 5-6	Rice*	Fayetteville
4/6	W, 6-3	Rice*	Fayetteville
4/6	W, 9-7	Rice*	Fayetteville
4/9	W, 9-5	SW Missouri St.	Springfield, Mo.
4/9	W, 10-8	SW Missouri St.	Springfield, Mo.
4/12	L, 2-8	TCU*	Fort Worth, Texas
4/13	L, 5-6	TCU*	Fort Worth, Texas
4/13	L, 3-5	TCU*	Fort Worth, Texas
4/15	W, 6-4	Evangel	Springfield, Mo.
4/15	W, 5-3	Evangel	Springfield, Mo.
4/19	W, 9-3	Texas Tech*	Fayetteville
4/20	W, 15-6	Texas Tech*	Fayetteville
4/20	W, 7-6	Texas Tech*	Fayetteville
4/27	L, 0-8	Houston*	Houston, Texas
4/27	L, 5-6	Houston*	Houston, Texas
4/27	L, 3-8	Houston*	Houston, Texas

1973 (23-7) Norm DeBriyn			
Date	Result	Opponent	Location
	W, 3-1	Southern Methodist	Dallas, Texas
	W, 4-3	Southern Methodist	Dallas, Texas
3/14	W, 9-7	Kansas State	Fayetteville
3/14	W, 8-2	Kansas State	Fayetteville
3/17	W, 6-5	Notre Dame	Las, Cruces, N. Mex.
3/17	W, 8-4	New Mexico St.	Las, Cruces, N. Mex.
3/18	L, 0-10	Tulsa	Tulsa, Okla.
3/19	T, 17-17	St. Cloud State	Fayetteville
3/22	W, 11-10	Drake	Fayetteville
3/22	W, 3-2	Drake	Fayetteville
3/27	W, 4-0	St. Olaf	Fayetteville
	W, 6-1	Oklahoma City	Oklahoma City, Okla.
	W, 10-0	Oklahoma City	Oklahoma City, Okla.
	W, 7-5	SMS	Fayetteville
	W, 13-4	SMS	Fayetteville
4/14	W, 1-0	Memphis	Fayetteville
4/14	L, 0-3	Memphis	Fayetteville
	W, 5-4	Evangel	Fayetteville
	W, 11-0	Evangel	Fayetteville
	W, 5-4	Oral Roberts	Tulsa, Okla.
	L, 0-2	Oral Roberts	Tulsa, Okla.
4/21	W, 8-2	Oklahoma City	Fayetteville
4/21	W, 3-2	Oklahoma City	Fayetteville
4/24	W, 2-0	Tulsa	Fayetteville
4/24	L, 2-7	Tulsa	Fayetteville
4/27	W, 5-1	Creighton	Omaha, Neb.
4/27	W, 11-2	Creighton	Omaha, Neb.
4/28	W, 3-1	Creighton	Omaha, Neb.
4/28	L, 2-6	Creighton	Omaha, Neb.
5/27+	L, 0-6	Trinity	Arlington, Texas
5/28+	L, 2-4	Texas Pan-American	Arlington, Texas

1975 (20-22; 8-14 7th SWC) Norm DeBriyn			
Date	Result	Opponent	Location
3/1	L, 0-3	Kansas State	Fayetteville
3/1	W, 6-1	Kansas State	Fayetteville
3/2	L, 4-5	Kansas State	Fayetteville
3/2	W, 11-1	Kansas State	Fayetteville
3/4	W, 7-6	Northeastern (Okla.) St.	Fayetteville
3/4	W, 8-6	Northeastern (Okla.) St.	Fayetteville
3/7	L, 2-11	Baylor*	Fayetteville
3/8	W, 5-4	Baylor*	Fayetteville
3/8	W, 7-4	Baylor*	Fayetteville
	W, 4-1	SMU*	Dallas, Texas
3/17	W, 3-2	Baker	Fayetteville
3/17	L, 0-2	Baker	Fayetteville
3/21	W, 4-1	Texas A&M*	Fayetteville
3/22	L, 2-3	Texas A&M*	Fayetteville
3/22	L, 0-5	Texas A&M*	Fayetteville
3/24	W, 15-6	Nebraska	Fayetteville
3/24	W, 10-4	Nebraska	Fayetteville
3/25	L, 4-5	Nebraska	Fayetteville
3/25	W, 4-2	Nebraska	Fayetteville
3/29	L, 1-6	Texas*	Austin, Texas
3/29	L, 1-5	Texas*	Austin, Texas
3/29	L, 2-3	Texas*	Austin, Texas
3/3	W, 9-2	Northeastern (Okla.) St.	Fayetteville
3/3	W, 4-0	Northeastern (Okla.) St.	Fayetteville
4/4	W, 5-0	Rice*	Houston, Texas
4/5	L, 1-5	Rice*	Houston, Texas
4/5	L, 0-9	Rice*	Houston, Texas
4/8	L, 7-8	Southwestern (Okla.) St.	Fayetteville
4/8	L, 4-7	Southwestern (Okla.) St.	Fayetteville
4/11	L, 8-9	TCU*	Forth Worth, Texas
4/12	L, 1-13	TCU*	Forth Worth, Texas
4/12	L, 2-4	TCU*	Forth Worth, Texas



Arkansas' legendary skipper Norm DeBriyn took over the Razorback program in 1970 and built it into a national power over his 33 years at the helm; he won a school-record 1,161 games and three conference titles.

HAZORBACKS

COACHES

PLAYERS

BAUM STADIUM

2010 SEASON

2011 OPPONENTS

HISTORY

UNIVERSITY



4/15	W, 5-1	Oral Roberts	Fayetteville
4/15	W, 4-2	Oral Roberts	Fayetteville
4/18	W, 6-4	Texas Tech*	Lubbock, Texas
4/19	L, 5-14	Texas Tech*	Lubbock, Texas
4/19	L, 11-13	Texas Tech*	Lubbock, Texas
4/21	L, 0-6	American Christian	Fayetteville
4/21	L, 1-2	American Christian	Fayetteville
4/25	W, 5-1	Houston*	Houston, Texas
4/26	W, 3-0	Houston*	Houston, Texas
4/26	L, 3-10	Houston*	Houston, Texas

* - SWC Game

1976 (31-15-1; 12-12 5th SWC)

Norm DeBriyn

Date	Result	Opponent	Location
2/28	W, 2-0	Northeastern (Okla.) St.	Fayetteville
2/28	W, 7-6	Northeastern (Okla.) St.	Fayetteville
3/5	L, 4-9	Houston*	Houston, Texas
3/6	L, 0-1	Houston*	Houston, Texas
3/6	L, 2-3	Houston*	Houston, Texas
3/10	W, 11-0	Baker	Fayetteville
3/11	W, 9-7	Baker	Fayetteville
3/12	W, 7-0	Missouri Southern	Fayetteville
3/12	T, 0-0 (12)	Missouri Southern	Fayetteville
3/13	W, 9-1	Southwest Baptist	Fayetteville
3/13	W, 6-1	Southwest Baptist	Fayetteville
3/14	W, 6-4	William Jewell	Fayetteville
3/15	W, 1-0	Tulsa	Fayetteville
3/15	W, 1-0	Tulsa	Fayetteville
3/19	W, 5-4	Texas Tech*	Fayetteville
3/20	W, 4-3	Texas Tech*	Fayetteville
3/20	W, 10-2	Texas Tech*	Fayetteville
3/22	W, 6-5	Luther	Fayetteville
3/22	W, 13-3	Luther	Fayetteville
3/23	W, 2-0	Mankato State	Fayetteville
3/23	W, 2-0	Mankato State	Fayetteville
3/26	W, 17-2	SMU*	Dallas, Texas
3/27	W, 10-1	SMU*	Dallas, Texas
3/27	W, 2-1	SMU*	Dallas, Texas
3/29	L, 2-5	Illinois - Edwards	Fayetteville
3/29	W, 7-3	Illinois - Edwards	Fayetteville
3/30	W, 6-5	Oral Roberts	Tulsa, Okla.
3/30	L, 3-6	Oral Roberts	Tulsa, Okla.
4/2	W, 7-5	TCU*	Fayetteville
4/3	L, 5-6	TCU*	Fayetteville
4/3	W, 7-6	TCU*	Fayetteville
4/6	W, 11-3	SMS	Fayetteville
4/6	W, 8-5	SMS	Fayetteville
4/9	L, 0-5	Baylor*	Waco, Texas
4/10	L, 0-2	Baylor*	Waco, Texas
4/10	L, 2-5	Baylor*	Waco, Texas
4/16	W, 4-1	Rice*	Fayetteville
4/17	W, 4-1	Rice*	Fayetteville
4/17	W, 1-0	Rice*	Fayetteville
4/23	L, 1-10	Texas*	Austin, Texas
4/24	L, 3-6	Texas*	Austin, Texas
4/24	W, 5-2	Texas*	Austin, Texas
4/27	W, 2-0	American Christian	Fayetteville
4/27	L, 0-1	American Christian	Fayetteville
4/30	L, 6-7	Texas A&M*	Fayetteville
5/1	L, 1-3	Texas A&M*	Fayetteville
5/1	L, 5-7	Texas A&M*	Fayetteville

* - SWC Game

\$ - Game called after 12 innings

1977 (33-18; 14-10 4th SWC)

Norm DeBriyn

Date	Result	Opponent	Location
2/19	W, 11-2	Northeastern (Okla.) St.	Fayetteville
2/19	W, 5-0	Northeastern (Okla.) St.	Fayetteville
2/22	W, 7-0	Oral Roberts	Fayetteville
2/22	L, 0-2	Oral Roberts	Fayetteville
2/25	L, 0-6	Texas A&M*	College Station, Texas
2/26	L, 3-4	Texas A&M*	College Station, Texas
2/26	L, 0-4	Texas A&M*	College Station, Texas
3/1	W, 2-0	Southwestern (Okla.) St.	Fayetteville
3/2	W, 11-0	NE (Okla.) St.	Fayetteville
3/4	W, 5-3	Houston*	Fayetteville
3/5	W, 2-0	Houston*	Fayetteville
3/5	L, 0-5	Houston*	Fayetteville
3/7	W, 6-0	Baker	Fayetteville
3/7	W, 11-1	Baker	Fayetteville
3/9	W, 6-0	Missouri Southern	Fayetteville

3/9	W, 7-6	Missouri Southern	Fayetteville
3/10	W, 5-1	William Jewell	Fayetteville
3/10	W, 2-0	William Jewell	Fayetteville
3/13	W, 8-0	Creighton	Fayetteville
3/14	W, 4-1	Iowa State	Fayetteville
3/14	W, 2-0	Iowa State	Fayetteville
3/15	L, 1-2	Tulsa	Tulsa, Okla.
3/15	L, 4-6	Tulsa	Tulsa, Okla.
3/18	W, 13-10	Texas Tech*	Lubbock, Texas
3/19	L, 4-7	Texas Tech*	Lubbock, Texas
3/19	W, 14-7	Texas Tech*	Lubbock, Texas
3/23	W, 4-3	Eastern Michigan	Fayetteville
3/23	W, 8-1	Eastern Michigan	Fayetteville
3/25	W, 1-0	SMU*	Fayetteville
3/26	W, 4-1	SMU*	Fayetteville
3/26	W, 3-1	SMU*	Fayetteville
4/1	L, 2-5	TCU*	Forth Worth, Texas
4/2	W, 3-0	TCU*	Forth Worth, Texas
4/2	W, 6-5	TCU*	Forth Worth, Texas
4/5	W, 4-3	SMS	Fayetteville
4/5	W, 6-3	SMS	Fayetteville
4/8	L, 3-5	Baylor*	Fayetteville
4/9	W, 5-2	Baylor*	Fayetteville
4/9	W, 6-1	Baylor*	Fayetteville
4/11	W, 5-2	Oklahoma	Norman, Okla.
4/11	L, 3-4	Oklahoma	Norman, Okla.
4/15	L, 3-8	Rice*	Houston, Texas
4/16	W, 7-1	Rice*	Houston, Texas
4/16	W, 9-4	Rice*	Houston, Texas
4/19	L, 3-6	Tulsa	Fayetteville
4/19	L, 1-6	Tulsa	Fayetteville
4/22	L, 1-5	Texas*	Fayetteville
4/23	L, 1-7	Texas*	Fayetteville
4/23	W, 1-0	Texas*	Fayetteville
5/13	L, 2-5	Texas A&M!	Austin, Texas
5/14	L, 1-8	Texas!	Austin, Texas

* - SWC Game

! - SWC Tournament

1978 (31-13; 18-6 2nd SWC)

Norm DeBriyn

Date	Result	Opponent	Location
2/17	W, 5-3	Missouri Southern	Fayetteville
2/17	W, 6-0	Missouri Southern	Fayetteville
2/25	W, 9-4	Tulsa	Fayetteville
2/25	L, 0-10	Tulsa	Fayetteville
3/3	W, 5-4	Texas*	Austin, Texas
3/4	W, 2-1	Texas*	Austin, Texas
3/4	L, 3-18	Texas*	Austin, Texas
3/6	W, 7-6	Northwestern Missouri St.	Fayetteville
3/6	L, 2-4	Northwestern Missouri St.	Fayetteville
3/10	W, 6-0	Rice*	Fayetteville
3/11	W, 1-0	Rice*	Fayetteville
3/11	W, 6-0	Rice*	Fayetteville
3/17	L, 11-12	Baylor*	Waco, Texas

3/18	W, 7-6	Baylor*	Fayetteville
3/18	L, 8-9	Baylor*	Fayetteville
3/20	W, 5-1	Luther	Fayetteville
3/20	W, 10-0	Luther	Fayetteville
3/21	W, 6-3	Missouri Western	Fayetteville
3/21	L, 8-9	Missouri Western	Fayetteville
3/24	W, 6-3	TCU*	Fayetteville
3/25	W, 4-3	TCU*	Fayetteville
3/25	W, 7-2	TCU*	Fayetteville
3/31	W, 5-2	SMU*	Fayetteville
4/1	W, 9-2	SMU*	Fayetteville
4/1	W, 6-4	SMU*	Fayetteville
4/5	L, 4-15	SMS	Fayetteville
4/5	W, 3-2	SMS	Fayetteville
4/7	W, 6-1	Texas Tech*	Fayetteville
4/8	W, 13-2	Texas Tech*	Fayetteville
4/8	W, 2-1	Texas Tech*	Fayetteville
4/13	W, 4-0	North Texas	Fayetteville
4/13	W, 12-0	North Texas	Fayetteville
4/14	W, 9-0	North Texas	Fayetteville
4/14	W, 6-0	North Texas	Fayetteville
4/21	W, 6-5	Houston*	Houston, Texas
4/22	W, 5-1	Houston*	Houston, Texas
4/22	L, 4-14	Houston*	Tulsa, Okla.
4/25	W, 8-6	Tulsa	Fayetteville
4/28	L, 1-6	Texas A&M*	Fayetteville
4/29	L, 0-5	Texas A&M*	Fayetteville
4/29	W, 6-5	Texas A&M*	Fayetteville
5/3	L, 2-3	Tulsa	Fayetteville
5/12	L, 0-1	Baylor!	Austin, Texas
5/13	L, 0-5	Texas A&M!	Austin, Texas

* - SWC Game

! - SWC Tournament

1979 (49-15; 19-5 2nd SWC)

Norm DeBriyn

Date	Result	Opponent	Location
2/23	W, 7-1	William Jewell	Fayetteville
2/23	W, 13-2	William Jewell	Fayetteville
2/27	W, 5-0	Missouri Southern	Fayetteville
2/27	W, 3-2	Missouri Southern	Fayetteville
3/2	W, 2-0	Texas*	Fayetteville
3/3	L, 2-3	Texas*	Fayetteville
3/3	L, 0-1	Texas*	Fayetteville
3/4	L, 2-3	Southern Illinois	Fayetteville
3/4	L, 5-18	Southern Illinois	Fayetteville
3/5	W, 5-0	Southwest Baptist	Fayetteville
3/5	W, 9-2	Southwest Baptist	Fayetteville
3/6	W, 4-1	Tulsa	Fayetteville
3/6	W, 8-1	Tulsa	Fayetteville
3/9	W, 6-3	Rice*	Houston, Texas
3/10	W, 7-2	Rice*	Houston, Texas
3/10	W, 12-3	Rice*	Houston, Texas
3/16	W, 12-1	Baylor*	Fayetteville
3/17	W, 5-1	Baylor*	Fayetteville

Waco, Texas	3/17	L, 0-4	Baylor*	Fayetteville
Waco, Texas	3/19	W, 13-0	Missouri Western	Fayetteville
Fayetteville	3/19	W, 7-6 (11)	Missouri Western	Fayetteville
Fayetteville	3/23	W, 7-1	TCU*	Fort Worth, Texas
Fayetteville	3/24	W, 10-1	TCU*	Fort Worth, Texas
Fayetteville	3/24	W, 9-4	TCU*	Fort Worth, Texas
Fayetteville	3/26	W, 6-2	Eastern Michigan	Fayetteville
Fayetteville	3/26	W, 1-0	Eastern Michigan	Fayetteville
Fayetteville	3/27	W, 7-4	Iowa	Fayetteville
Dallas, Texas	3/27	W, 6-0	Eastern Michigan	Fayetteville
Dallas, Texas	3/30	W, 3-1	SMU*	Fayetteville
Dallas, Texas	3/31	W, 3-1	SMU*	Fayetteville
Springfield, Mo.	3/31	W, 9-2	SMU*	Fayetteville
Springfield, Mo.	4/3	W, 5-1	SMS	Fayetteville
Fayetteville	4/3	W, 4-3	SMS	Fayetteville
Fayetteville	4/6	L, 8-9	Texas Tech*	Lubbock, Texas
Fayetteville	4/7	W, 6-2	Texas Tech*	Lubbock, Texas
Fayetteville	4/7	W, 12-9	Texas Tech*	Lubbock, Texas
Fayetteville	4/13	W, 4-0	South Dakota	Fayetteville
Fayetteville	4/13	W, 7-0	South Dakota	Fayetteville
Fayetteville	4/14	W, 7-1	South Dakota	Fayetteville
Houston, Texas	4/14	W, 8-1	South Dakota	Fayetteville
Houston, Texas	4/17	L, 2-5	Oral Roberts	Tulsa, Okla.
Houston, Texas	4/20	W, 5-3	Houston*	Fayetteville
Tulsa, Okla.	4/21	W, 3-0	Houston*	Fayetteville
Tulsa, Okla.	4/21	W, 11-10 (8)	Houston*	Fayetteville
Fayetteville	4/27	L, 0-6	Texas A&M*	College Station, Texas
Fayetteville	4/28	W, 2-0 (11)	Texas A&M*	College Station, Texas
Tulsa, Okla.	4/28	W, 9-1	Texas A&M*	College Station, Texas
Austin, Texas		L, 8-9	Missouri Southern	Joplin, Mo.
Austin, Texas		W, 6-5	Missouri Southern	Joplin, Mo.
		L, 6-7	Wichita State	Wichita, Kan.
		L, 4-5	Wichita State	Wichita, Kan.
	5/12	W, 6-1	Baylor!	Austin, Texas
	5/13	L, 2-6	Texas!	Austin, Texas
	5/14	W, 6-2	Texas A&M!	Austin, Texas
	5/14	L, 6-12	Texas!	Austin, Texas
	5/25	W, 12-11	George Washington +	Tallahassee, Fla.
	5/26	W, 9-1	Florida +	Tallahassee, Fla.
	5/26	W, 8-6	Delaware +	Tallahassee, Fla.
	5/27	W, 4-3	Delaware +	Tallahassee, Fla.
	6/1	W, 5-4	Pepperdine#	Omaha, Neb.
	6/3	W, 10-3	Arizona#	Omaha, Neb.
	6/5	W, 9-4	Texas#	Omaha, Neb.
	6/6	L, 10-13	Cal State-Fullerton#	Omaha, Neb.
	6/8	L, 1-2	Cal State-Fullerton#	Omaha, Neb.

* - SWC Game

! - SWC Tournament

+ - NCAA East Regional

- College World Series



Arkansas' 1979 team made the school's first appearance in the College World Series and finished second.



1980 (44-22; 15-8 3rd SWC)

Norm DeBriyn

Date	Result	Opponent	Location
2/15	W, 9-3	Texas - Pan American	Edinburg, Texas
2/15	L, 0-2	Texas - Pan American	Edinburg, Texas
2/16	L, 1-3	Texas - Pan American	Edinburg, Texas
2/16	L, 0-5	Texas - Pan American	Edinburg, Texas
2/17	W, 4-2	Texas - Pan American	Edinburg, Texas
2/17	L, 2-3	Texas - Pan American	Edinburg, Texas
2/22	W, 15-0	Missouri Southern	Fayetteville
2/22	W, 7-0	Missouri Southern	Fayetteville
2/23	W, 10-0	Tulsa	Fayetteville
2/23	W, 12-0	Tulsa	Fayetteville
2/29	W, 2-0	SMU*	Dallas, Texas
3/1	L, 1-2	SMU*	Dallas, Texas
3/1	L, 1-9	SMU*	Dallas, Texas
3/7	W, 2-1	Texas Tech*	Fayetteville
3/8	L, 3-5	Texas Tech*	Fayetteville
3/8	W, 9-2	Texas Tech*	Fayetteville
3/9	W, 6-5	Southern Illinois	Fayetteville
3/9	L, 4-8	Southern Illinois	Fayetteville
3/10	W, 11-6	Northwestern Missouri St.	Fayetteville
3/10	W, 7-1	Northwestern Missouri St.	Fayetteville
3/11	L, 3-7	Oral Roberts	Fayetteville
3/11	L, 0-5	Oral Roberts	Fayetteville
3/12	W, 10-3	Southwest Baptist	Fayetteville
3/12	W, 11-1	Southwest Baptist	Fayetteville
3/13	W, 16-2	Baker	Fayetteville
3/13	W, 9-4	Baker	Fayetteville
3/14	W, 8-4	Kansas State	Fayetteville
3/14	W, 8-3	Kansas State	Fayetteville
3/15	W, 9-0	Wisconsin	Fayetteville
3/15	W, 9-0	Wisconsin	Fayetteville
3/16	W, 9-0	Wisconsin	Fayetteville
3/16	W, 9-0	Wisconsin	Fayetteville
3/21	W, 13-6	Houston*	Houston, Texas
3/22	W, 4-2	Houston*	Houston, Texas
3/22	L, 6-11	Houston*	Houston, Texas
3/28	W, 4-2	Texas A&M*	Fayetteville
3/28	L, 5-8	Texas A&M*	Fayetteville
4/1	W, 2-1	Centenary	Fayetteville
4/1	W, 7-5	Centenary	Fayetteville
4/4	W, 2-1	Texas*	Austin, Texas
4/5	L, 3-15	Texas*	Austin, Texas
4/5	W, 8-6	Texas*	Austin, Texas
4/11	W, 14-6	Rice*	Fayetteville
4/12	W, 5-2	Rice*	Fayetteville
4/12	L, 8-9	Rice*	Fayetteville
4/15	W, 8-3	Tulsa	Tulsa, Okla.
4/15	W, 17-6	Tulsa	Tulsa, Okla.
4/18	L, 1-2	Baylor*	Waco, Texas
4/19	W, 3-2	Baylor*	Waco, Texas
4/19	W, 7-6	Baylor*	Waco, Texas
4/23	L, 6-7 (11)	Mississippi St.	Greenville, Miss.
4/25	W, 5-1	TCU*	Fayetteville
4/26	W, 3-2	TCU*	Fayetteville
4/26	W, 18-17	TCU*	Fayetteville
4/29	W, 7-6	Oklahoma State	Tulsa, Okla.
5/3	W, 4-2	Oral Roberts	Tulsa, Okla.
5/4	L, 2-6	Wichita State	Wichita, Kan.
5/4	L, 0-14	Wichita State	Wichita, Kan.
5/7	W, 19-10	Texas A&M!	College Station, Texas
5/8	L, 4-6	Texas!	College Station, Texas
5/9	W, 6-5	Texas Tech!	College Station, Texas
5/9	W, 8-7	Texas!	College Station, Texas
5/10	L, 4-9	Texas!	College Station, Texas
5/22	W, 3-2	Oral Roberts+	Tulsa, Okla.
5/23	L, 0-6	Missouri+	Tulsa, Okla.
5/24	L, 1-7	California+	Tulsa, Okla.

* - SWC Game


! - SWC Tournament

+ - NCAA Midwest Regional

1981 (31-21; 12-9 2nd SWC)

Norm DeBriyn

Date	Result	Opponent	Location
2/21	L, 4-5 (11)	Oklahoma State	Fayetteville
2/24	W, 8-2	Missouri Southern	Fayetteville
2/24	W, 7-4	Missouri Southern	Fayetteville
2/28	W, 25-5	Western Michigan	Lakeland, Fla.
3/1	W, 17-10	Eastern Michigan	Lakeland, Fla.
3/2	W, 7-5	Missouri	Lakeland, Fla.
3/3	L, 5-7	Eastern Michigan	Lakeland, Fla.
3/3	L, 6-8	Missouri	Lakeland, Fla.



Kevin McReynolds was the Southwest Conference's first triple crown winner in 1980. He was drafted No. 6 overall by the Padres in 1981 and ended his career at Arkansas leading 12 offensive categories.

1983 (44-21; 13-8 2nd SWC)			
Norm DeBriyn			
Date	Result	Opponent	Location
2/18	W, 8-7	Texas Wesleyan	Fayetteville
2/19	L, 0-2	Texas Wesleyan	Fayetteville
2/19	W, 11-5	Texas Wesleyan	Fayetteville
2/22	W, 19-3	Northeastern (Okla.) St.	Fayetteville
2/25	W, 11-3	Missouri Southern	Fayetteville
2/25	W, 8-6	Missouri Southern	Fayetteville
2/26	W, 10-1	Southwest Baptist	Fayetteville
2/26	W, 8-2	Southwest Baptist	Fayetteville
3/1	L, 3-7	Southern Illinois	Fayetteville
3/1	W, 6-2	Southern Illinois	Fayetteville
3/5	L, 4-11	Oklahoma	Norman, Okla.
3/5	W, 14-3	Oklahoma	Norman, Okla.
3/6	W, 13-4	Oklahoma City	Oklahoma City, Okla.
3/6	W, 7-2	Oklahoma	Norman, Okla.
3/11	W, 8-5	Baylor*	Fayetteville
3/12	W, 5-3	Baylor*	Fayetteville
3/12	L, 2-3	Baylor*	Fayetteville
3/13	W, 12-1	Kansas State	Fayetteville
3/14	W, 9-4	Missouri Western	Fayetteville
3/14	W, 13-2	Missouri Western	Fayetteville
3/15	W, 7-5	Central Missouri State	Fayetteville
3/15	W, 5-0	Central Missouri State	Fayetteville
3/16	W, 12-3	Central Missouri State	Fayetteville
3/16	W, 8-1	Central Missouri State	Fayetteville
3/17	W, 5-0	Notre Dame	Fayetteville
3/19	L, 1-6	Rice*	Houston, Texas
3/19	L, 2-3 (12)	Rice*	Houston, Texas
3/20	W, 7-4 (10)	Rice*	Houston, Texas
3/27	L, 4-9	Texas*	Little Rock, Ark.
3/27	L, 1-6	Texas*	Little Rock, Ark.
3/27	L, 9-11	Texas*	Little Rock, Ark.
4/1	W, 10-8	Texas A&M*	College Station, Texas
4/2	W, 3-0	Texas A&M*	College Station, Texas
4/2	W, 10-9	Texas A&M*	College Station, Texas
4/3	W, 8-5	Minnesota	Fayetteville
4/10	W, 1-0	Houston*	Fayetteville
4/10	L, 8-12	Houston*	Fayetteville
4/11	W, 9-1	Houston*	Fayetteville
4/16	W, 7-1	Texas Tech*	Lubbock, Texas
4/16	W, 8-7	Texas Tech*	Lubbock, Texas
4/17	L, 9-10	Texas Tech*	Lubbock, Texas
4/19	W, 6-3	SMS	Springfield, Mo.
4/19	L, 2-3	SMS	Springfield, Mo.
4/23	W, 4-3	TCU*	Fort Worth, Texas
4/23	W, 10-5	TCU*	Fort Worth, Texas
4/24	W, 9-3	TCU*	Fort Worth, Texas
4/26	L, 2-9	Mississippi State	Greenville, Miss.
4/27	W, 5-3	Mississippi State	Helena, Ark.
4/29	L, 9-19	Dallas Baptist	Fort Smith, Ark.
4/30	W, 8-4	Dallas Baptist	Fayetteville

1982 (40-15-2; 13-8 3rd SWC)

Norm DeBriyn

Date	Result	Opponent	Location
2/20	W, 7-2	Missouri Southern	Fayetteville
2/20	W, 14-2	Missouri Southern	Fayetteville
2/26	W, 5-0	Northeastern (Okla.) St.	Fayetteville
2/26	W, 7-1	Northeastern (Okla.) St.	Fayetteville
3/2	L, 0-3	Southern Illinois	Fayetteville
3/2	W, 2-1	Southern Illinois	Fayetteville

3/4	L, 3-5	Florida Southern	Lakeland, Fla.
3/5	W, 13-3	Florida Southern	Lakeland, Fla.
3/6	W, 6-2	Eastern Michigan	Lakeland, Fla.
3/6	W, 9-8	Eastern Michigan	Lakeland, Fla.
3/7	W, 15-11	Western Michigan	Lakeland, Fla.
3/10	L, 3-6	Oral Roberts	Fayetteville
3/10	L, 6-11	Oral Roberts	Fayetteville
3/13	W, 4-1	TCU*	Fort Worth, Texas
3/14	L, 5-6	TCU*	Fort Worth, Texas
3/14	L, 5-6	TCU*	Fort Worth, Texas
3/16	W, 15-2	Missouri Western	Fayetteville
3/16	W, 10-0	Missouri Western	Fayetteville
3/17	W, 20-9	Southwest Baptist	Fayetteville
3/17	W, 8-3	Southwest Baptist	Fayetteville
3/20	W, 11-3	Baylor*	Fayetteville
3/21	W, 3-1	Baylor*	Fayetteville
3/21	W, 12-0	Baylor*	Fayetteville
3/27	W, 3-2	Rice*	Houston, Texas
3/28	L, 4-5	Rice*	Houston, Texas
3/28	L, 3-4	Rice*	Houston, Texas
4/3	W, 7-0	Texas*	Fayetteville
4/4	L, 4-5	Texas*	Fayetteville
4/4	L, 6-8	Texas*	Fayetteville
4/10	W, 4-0	Texas A&M*	College Station, Texas
4/11	L, 2-9	Texas A&M*	College Station, Texas
4/11	W, 19-6	Texas A&M*	College Station, Texas
4/17	L, 3-5	Houston*	Fayetteville
4/18	W, 15-4	Houston*	Fayetteville
4/18	W, 2-1	Houston*	Fayetteville
4/24	W, 13-4	Texas Tech*	Lubbock, Texas
4/25	W, 8-5	Texas Tech*	Lubbock, Texas
4/25	L, 5-7	Texas Tech*	Lubbock, Texas
4/27	W, 6-4	SMS	Fayetteville
4/27	L, 3-4	SMS	Fayetteville
4/29	L, 6-11	Mississippi State	Greenville, Miss.
5/1	W, 8-6	Oral Roberts	Tulsa, Okla.
5/2	L, 1-5	Oral Roberts	Tulsa, Okla.
5/2	L, 2-8	Oral Roberts	Tulsa, Okla.
5/15	L, 2-7	Houston!	Austin, Texas
5/16	W, 5-4	Rice!	Austin, Texas
5/17	W, 9-3	Houston!	Austin, Texas
5/18	L, 1-11	Texas!	Austin, Texas

* - SWC Game

! - SWC Tournament

3/7	W, 3-1	Northwest Missouri St.	Fayetteville
3/7	W, 4-1	Northwest Missouri St.	Fayetteville
3/8	W, 3-0	Northwest Missouri St.	Fayetteville
3/8	T, 7-7	Northwest Missouri St.	Fayetteville
3/9	W, 12-4	South Dakota	Fayetteville
3/9	W, 10-0	South Dakota	Fayetteville
3/13	W, 3-1	TCU*	Fayetteville
3/13	W, 2-1	TCU*	Fayetteville
3/13	W, 8-4	TCU*	Fayetteville
3/14	W, 11-1	Missouri Western	Fayetteville
3/15	W, 11-0	Missouri Western	Fayetteville
3/15	W, 7-0	Missouri Western	Fayetteville
3/16	W, 5-1	Evangel	Fayetteville
3/16	W, 4-1	Evangel	Fayetteville
3/17	W, 10-2	North Dakota State	Fayetteville
3/17	W, 10-1	North Dakota State	Fayetteville
3/19	W, 8-2	Baylor*	Waco, Texas
3/20	W, 8-7	Baylor*	Waco, Texas
3/20	L, 4-5 (10)	Baylor*	Waco, Texas
3/21	W, 5-3	Indiana	Fayetteville
3/26	T, 4-4 (11)	Rice*	Fayetteville
3/27	W, 2-1	Rice*	Fayetteville
3/27	W, 17-2	Rice*	Fayetteville
3/28	W, 6-1	Rice*	Fayetteville
4/2	W, 8-1	Texas*	Austin, Texas
4/3	L, 5-11	Texas*	Austin, Texas
4/3	L, 2-5	Texas*	Austin, Texas
4/9	W, 6-5	Texas A&M*	Fayetteville
4/10	L, 2-5	Texas A&M*	Fayetteville
4/10	W, 16-9	Texas A&M*	Fayetteville
4/11	W, 7-2	Ole Miss	Houston, Texas
4/16	L, 3-7	Houston*	Houston, Texas
4/17	L, 0-2	Houston*	Houston, Texas
4/17	W, 1-0 (10)	Houston*	Houston, Texas
4/20	W, 9-8	SMS	Fayetteville
4/20	W, 6-2	SMS	Fayetteville
4/23	W, 7-6	Texas Tech*	Fayetteville
4/24	L, 3-4	Texas Tech*	Fayetteville
4/24	L, 8-11	Texas Tech*	Fayetteville
4/28	L, 7-8	Mississippi State	Greenville, Miss.
4/30	W, 4-2	Dallas Baptist	Fayetteville
4/30	W, 6-1	Dallas Baptist	Fayetteville
5/1	L, 1-3	Dallas Baptist	Fayetteville
5/1	W, 7-2	Dallas Baptist	Fayetteville
5/8	W, 10-3	Oral Roberts	Fayetteville
5/8	L, 1-9	Oral Roberts	Fayetteville
5/9	L, 4-9	Oral Roberts	Tulsa, Okla.
5/9	W, 10-4	Oral Roberts	Tulsa, Okla.
5/14	W, 9-6	Houston!	College Station, Texas
5/15	L, 0-8	Texas!	College Station, Texas
5/16	L, 8-9	Houston!	College Station, Texas

* - SWC Game

! - SWC Tournament



4/30	W, 8-7	Dallas Baptist	Fayetteville
5/6	W, 6-3	Oral Roberts	Fayetteville
5/6	W, 11-3	Oral Roberts	Fayetteville
5/7	L, 3-8	Oral Roberts	Tulsa, Okla.
5/7	W, 4-1	Oral Roberts	Tulsa, Okla.
5/13	W, 4-3	Houston!	Austin, Texas
5/14	L, 2-9	Texas!	Austin, Texas
5/15	W, 9-7	Houston!	Austin, Texas
5/15	W, 5-4	Texas!	Austin, Texas
5/16	L, 0-14	Texas!	Austin, Texas
5/20	L, 3-5	Coastal Carolina	Fayetteville
5/21	L, 7-13	Coastal Carolina	Fayetteville
5/21	W, 6-4	Coastal Carolina	Fayetteville
5/26	L, 6-7	Oral Roberts+	Stillwater, Okla.
5/27	L, 3-6	Wichita State+	Stillwater, Okla.

* - SWC Game
! - SWC Tournament
+ - NCAA Midwest Regional

1984 (40-16; 12-9 4th SWC)

Date	Result	Opponent	Location
2/17	W, 6-2	Texas Wesleyan	Fayetteville
2/18	W, 9-8	Texas Wesleyan	Fayetteville
2/18	W, 13-5	Texas Wesleyan	Fayetteville
2/25	W, 3-2	Eastern Michigan	Lakeland, Fla.
2/26	L, 10-15	Western Michigan	Lakeland, Fla.
2/27	L, 0-4	Missouri	Lakeland, Fla.
2/29	W, 8-1	Eastern Michigan	Lakeland, Fla.
3/1	W, 13-8	Western Michigan	Lakeland, Fla.
3/1	W, 5-1	Florida Southern	Lakeland, Fla.
3/2	W, 9-4	Western Michigan	Lakeland, Fla.
3/2	W, 4-1	Eastern Michigan	Lakeland, Fla.
3/10	W, 3-2	Indiana State	Fayetteville
3/10	W, 7-3	Indiana State	Fayetteville
3/11	W, 6-3	Indiana State	Fayetteville
3/13	W, 18-5	Illinois	Fayetteville
3/14	W, 6-5	Illinois	Fayetteville
3/16	W, 10-9	Baylor*	Waco, Texas
3/17	L, 7-8	Baylor*	Waco, Texas
3/17	W, 10-3	Baylor*	Waco, Texas
3/19	W, 8-2	Dallas Baptist	Fayetteville
3/20	L, 3-6	Dallas Baptist	Fayetteville
3/20	W, 3-0	Dallas Baptist	Fayetteville
3/21	W, 21-0	Southwest Baptist	Fayetteville
3/21	W, 33-4	Southwest Baptist	Fayetteville
3/22	W, 6-0	Eastern Illinois	Fayetteville
3/22	W, 16-2	Eastern Illinois	Fayetteville
3/23	W, 6-2	School of the Ozarks	Fayetteville
3/25	W, 5-3	Rice*	Fayetteville
3/25	W, 3-3	Rice*	Fayetteville
3/26	L, 2-7	Rice*	Fayetteville
3/30	L, 2-5	Texas*	Austin, Texas
3/31	L, 5-7	Texas*	Austin, Texas
3/31	W, 13-4	Texas*	Austin, Texas
4/6	L, 8-10	Texas A&M*	Fayetteville
4/7	W, 1-0	Texas A&M*	Fayetteville
4/7	W, 4-0	Texas A&M*	Fayetteville
4/9	W, 12-1	Missouri Southern	Fayetteville
4/14	L, 5-6	Houston*	Houston, Texas
4/14	W, 17-4	Houston*	Houston, Texas
4/15	L, 3-4	Houston*	Houston, Texas
4/17	W, 9-5	SMS	Fayetteville
4/17	W, 5-1	SMS	Fayetteville
4/20	L, 6-8	Texas Tech*	Fayetteville
4/21	L, 8-9	Texas Tech*	Fayetteville
4/21	W, 9-7	Texas Tech*	Fayetteville
4/24	L, 8-9	Mississippi St.	Greenville, Miss.
4/25	W, 10-9 (10)	Mississippi St.	Little Rock, Ark.
4/28	W, 6-5	TCU*	Fayetteville
4/28	W, 8-5	TCU*	Fayetteville
4/29	W, 6-5 (10)	TCU*	Fayetteville
5/4	W, 13-1	Oral Roberts	Fayetteville
5/4	W, 12-4	Oral Roberts	Fayetteville
5/5	L, 8-9	Oral Roberts	Tulsa, Okla.
5/6	W, 3-1	Oral Roberts	Tulsa, Okla.
5/11	L, 1-8	Texas!	Austin, Texas
5/12	L, 1-8	Rice!	Austin, Texas

* - SWC Game
! - SWC Tournament

1985 (51-15; 13-7 3rd SWC)

Norm DeBriyn

Date	Result	Opponent	Location
2/9	L, 2-5	Miami	Coral Gables, Fla.
2/9	L, 1-2	Miami	Coral Gables, Fla.
2/10	L, 0-4	Miami	Coral Gables, Fla.
2/16	W, 4-0	Oklahoma City	Fayetteville
2/16	W, 20-13	Oklahoma City	Fayetteville
2/17	W, 5-2	Oklahoma City	Fayetteville
2/22	W, 5-1	Kansas State	Fayetteville
2/25	W, 12-1	Missouri Southern	Fayetteville
2/25	W, 8-3	Missouri Southern	Fayetteville
3/1	W, 15-4	Lubbock Christian	Fayetteville
3/2	W, 15-1	Lubbock Christian	Fayetteville
3/2	W, 4-1	Lubbock Christian	Fayetteville
3/3	W, 11-3	Northwest Missouri St.	Fayetteville
3/4	W, 18-8	Northeast Missouri St.	Fayetteville
3/5	W, 15-6	Southeast Oklahoma St.	Fayetteville
3/8	W, 9-7	Indiana State	Fayetteville
3/9	W, 7-2	Indiana State	Fayetteville
3/9	W, 3-1	Indiana State	Fayetteville
3/17	W, 8-4	Rice*	Houston, Texas
3/17	L, 2-13	Rice*	Houston, Texas
3/18	W, 10-0	Missouri Western	Fayetteville
3/18	W, 4-0	Missouri Western	Fayetteville
3/19	W, 4-3	School of the Ozarks	Fayetteville
3/19	W, 6-0	School of the Ozarks	Fayetteville
3/22	W, 5-4	Texas*	Fayetteville
3/23	W, 2-1	Texas*	Fayetteville
3/23	L, 3-13	Texas*	Fayetteville
3/26	L, 1-3	Oklahoma State	Stillwater, Okla.
3/29	L, 2-6	Texas A&M*	College Station, Texas
3/31	W, 6-4	Texas A&M*	College Station, Texas
3/31	W, 15-4	Texas A&M*	College Station, Texas
4/2	L, 6-14	Oklahoma State	Fayetteville
4/5	W, 16-12	Houston*	Fayetteville
4/6	W, 5-4	Houston*	Fayetteville
4/6	L, 9-10	Houston*	Fayetteville
4/12	W, 14-4	Texas Tech*	Lubbock, Texas
4/13	W, 14-11	Texas Tech*	Lubbock, Texas
4/13	W, 22-5	Texas Tech*	Lubbock, Texas
4/16	W, 6-5	SMS	Fayetteville
4/19	W, 19-7	TCU*	Fort Worth, Texas
4/20	L, 3-4	TCU*	Fort Worth, Texas
4/20	W, 12-6	TCU*	Fort Worth, Texas
4/26	L, 6-7	Baylor*	Fayetteville
4/27	W, 5-4	Baylor*	Fayetteville
4/27	L, 8-11	Baylor*	Fayetteville
4/30	L, 2-16	Mississippi State	Greenville, Miss.
5/1	W, 13-1	Mississippi State	Little Rock, Ark.
5/3	W, 10-4	Kansas	Fayetteville
5/4	W, 6-5	Kansas	Fayetteville
5/4	W, 6-2	Kansas	Fayetteville
5/6	W, 14-4	Oklahoma Christian	Fayetteville
5/9	W, 6-4	Oral Roberts	Fayetteville
5/10	W, 5-1	Oral Roberts	Fayetteville
5/11	W, 9-5	Oral Roberts	Tulsa, Okla.
5/15	W, 11-2	Louisiana-Lafayette!	Fayetteville
5/17	W, 6-4	Baylor!	Fayetteville
5/18	W, 9-5	Texas!	Fayetteville
5/19	W, 10-6	Texas!	Fayetteville
5/23	W, 20-13	Eastern Kentucky +	Tallahassee, Fla.
5/24	W, 13-9	George Mason +	Tallahassee, Fla.
5/25	W, 7-6	Florida State +	Tallahassee, Fla.
5/26	W, 7-5	Georgia Tech +	Tallahassee, Fla.
5/31	W, 1-0	South Carolina#	Omaha, Neb.
6/3	L, 4-5	Mississippi State#	Omaha, Neb.
6/6	W, 10-4	Stanford#	Omaha, Neb.
6/8	L, 7-8	Texas#	Omaha, Neb.

1986 (43-17; 15-6 3rd SWC)

Norm DeBriyn

Date	Result	Opponent	Location
2/15	W, 10-0	North Texas	Fayetteville
2/15	W, 9-0	North Texas	Fayetteville
2/16	W, 26-1	North Texas	Fayetteville
2/20	L, 7-8	Kansas State	Fayetteville
2/22	L, 7-8	LSU	Baton Rouge, La.
2/23	W, 6-6	LSU	Baton Rouge, La.



Jeff King was the heart of a dangerous Razorback lineup in the mid-1980s. He finished his career as the all-time leader in home runs, RBI, runs scored and total bases. King was the No. 1 overall pick of the Pirates in the 1986 MLB Draft.

2/24	L, 0-3	Tulane	New Orleans, La.	4/26	L, 4-6	Baylor*	Waco, Texas
2/25	L, 3-5	Nicholls State	Thibodaux, La.	4/26	W, 10-7	Baylor*	Waco, Texas
2/26	L, 3-5	Louisiana-Lafayette	Lafayette, La.	4/30	W, 4-1	Missouri Southern	Fayetteville
2/27	W, 12-2	Louisiana Tech	Ruston, La.	5/2	W, 9-3	Murray State	Fayetteville
3/1	W, 6-2	Memphis	Little Rock, Ark.	5/3	W, 3-2	Murray State	Fayetteville
3/8	W, 6-5 (10)	Wichita State	Fayetteville	5/8	W, 7-5	Oral Roberts	Fayetteville
3/9	L, 1-5	Indiana State	Fayetteville	5/9	W, 15-6	Oral Roberts	Tulsa, Okla.
3/9	W, 2-1	Indiana State	Fayetteville	5/11	W, 12-3	Wichita State	Wichita, Kan.
3/10	W, 12-3	Indiana State	Fayetteville	5/12	W, 9-8 (12)	Oral Roberts	Tulsa, Okla.
3/11	W, 12-0	Missouri Western	Fayetteville	5/16	L, 0-4	Texas A&M!	College Station, Texas
3/15	W, 6-0	Rice*	Fayetteville	5/22	W, 4-3	Oregon State +	Stillwater, Okla.
3/15	W, 10-5	Rice*	Fayetteville	5/23	L, 0-2	Stanford +	Stillwater, Okla.
3/15	W, 15-7	Rice*	Fayetteville	5/24	L, 0-1	Oregon State +	Stillwater, Okla.
3/16	W, 4-0	Iowa State	Fayetteville	* - SWC Game			
3/17	W, 12-5	Western Illinois	Fayetteville	! - SWC Tournament			
3/18	W, 7-2	Western Illinois	Fayetteville	+ - NCAA Midwest Regional			
3/19	W, 14-3	Wisconsin - Osh Kosh	Fayetteville				
3/19	W, 4-3	Wisconsin - Osh Kosh	Fayetteville				
3/21	L, 0-8	Texas*	Austin, Texas				
3/22	W, 3-0	Texas*	Austin, Texas				
3/22	L, 3-12	Texas*	Austin, Texas				
3/23	W, 18-8	Evansville	Fayetteville	2/14	W, 3-1	Memphis	Memphis, Tenn.
3/24	W, 4-0	Evansville	Fayetteville	2/14	T, 2-2	Memphis	Memphis, Tenn.
3/25	W, 9-8	Evansville	Fayetteville	2/21	W, 21-5	Memphis	Fayetteville
3/28	L, 0-6	Texas A&M*	Fayetteville	2/22	W, 14-7	Memphis	Fayetteville
3/29	W, 10-0	Texas A&M*	Fayetteville	2/23	W, 4-3	Missouri Southern	Fayetteville
3/29	L, 2-5	Texas A&M*	Fayetteville	2/23	W, 13-10	Missouri Southern	Fayetteville
4/1	L, 9-11	Oklahoma State	Fayetteville	2/25	L, 4-6	Hawaii Pacific	Honolulu, Hawaii
4/4	W, 15-6	Houston*	Houston, Texas	2/26	W, 10-7	Hawaii Pacific	Honolulu, Hawaii
4/5	W, 3-2	Houston*	Houston, Texas	2/27	L, 4-8	Hawaii	Honolulu, Hawaii
4/5	W, 10-6	Houston*	Houston, Texas	2/28	L, 5-6 (10)	Hawaii	Honolulu, Hawaii
4/8	W, 6-2	SMS	Fayetteville	3/1	W, 9-7 (10)	Hawaii	Honolulu, Hawaii
4/11	W, 20-3	Texas Tech*	Fayetteville	3/2	W, 7-4	Hawaii	Honolulu, Hawaii
4/12	W, 9-4	Texas Tech*	Fayetteville	3/6	L, 3-4	Kansas State	Fayetteville
4/12	W, 8-3	Texas Tech*	Fayetteville	3/7	W, 12-7	Kansas State	Fayetteville
4/15	L, 7-8	Oklahoma State	Stillwater, Okla.	3/8	W, 13-4	North Texas	Fayetteville
4/18	W, 13-3	TCU*	Fayetteville	3/9	W, 13-3	Lubbock Christian	Fayetteville
4/20	W, 7-6	TCU*	Fayetteville	3/10	W, 20-10	St. Louis	Fayetteville
4/20	W, 6-5 (10)	TCU*	Fayetteville	3/11	W, 9-0	St. Louis	Fayetteville
4/21	W, 15-4	Northeastern (Okla.) St.	Fayetteville	3/11	W, 15-5	St. Louis	Fayetteville
4/25	L, 8-10	Baylor*	Waco, Texas	3/13	W, 10-3	Northern Iowa	Fayetteville
				3/14	W, 8-3	Western Kentucky	Fayetteville



ALL - TIME RESULTS

3/15	W, 5-2	Western Kentucky	Fayetteville
3/15	L, 5-11	Washington State	Fayetteville
3/20	W, 17-10	Texas A&M*	College Station, Texas
3/21	W, 8-2	Texas A&M*	College Station, Texas
3/21	W, 7-3	Texas A&M*	College Station, Texas
3/25	L, 1-8	Oklahoma State	Stillwater, Okla.
3/27	L, 3-4	Houston*	Fayetteville
3/28	W, 10-3	Houston*	Fayetteville
3/28	W, 12-6	Houston*	Fayetteville
3/31	W, 11-2	Missouri-St. Louis	Fayetteville
3/31	W, 14-2	Missouri-St. Louis	Fayetteville
4/3	W, 2-0	Texas Tech*	Lubbock, Texas
4/4	W, 8-6	Texas Tech*	Lubbock, Texas
4/4	W, 9-0	Texas Tech*	Lubbock, Texas
4/7	W, 16-2	Evangel	Fayetteville
4/10	W, 9-7	TCU*	Fort Worth, Texas
4/11	L, 6-7	TCU*	Fort Worth, Texas
4/11	W, 13-7	TCU*	Fort Worth, Texas
4/15	W, 12-11	Oklahoma	Fayetteville
4/17	W, 5-3	Baylor*	Fayetteville
4/18	W, 8-0	Baylor*	Fayetteville
4/18	W, 6-5	Baylor*	Fayetteville
4/20	W, 12-1	School of the Ozarks	Fayetteville
4/21	W, 9-8	Oklahoma State	Fayetteville
4/24	W, 4-3	Rice*	Houston, Texas
4/25	W, 5-1	Rice*	Houston, Texas
4/25	W, 3-0	Rice*	Houston, Texas
4/28	W, 14-10	SE Oklahoma St.	Fayetteville
4/29	W, 20-5	Missouri Southern	Fayetteville
5/1	L, 5-9	Texas*	Fayetteville
5/2	W, 9-3	Texas*	Fayetteville
5/2	L, 1-4	Texas*	Fayetteville
5/7	W, 14-4	Oral Roberts	Fayetteville
5/8	W, 17-5	Oral Roberts	Fayetteville
5/10	L, 2-10	Oral Roberts	Tulsa, Okla.
5/10	L, 11-12 (10)	Missouri	Columbia, Mo.
5/15	W, 4-3	Texas A&M!	Austin, Texas
5/17	L, 10-3	Texas!	Austin, Texas
5/17	W, 14-9	Houston!	Austin, Texas
5/18	L, 2-3	Texas!	Austin, Texas
5/22	W, 10-7	Middle Tennessee +	Huntsville, Ala.
5/22	W, 7-2	West Virginia +	Huntsville, Ala.
5/23	W, 6-5 (10)	Clemson +	Huntsville, Ala.
5/24	W, 4-2	Clemson +	Huntsville, Ala.
5/30	L, 6-13	Texas#	Omaha, Neb.
5/31	W, 5-4	Georgia#	Omaha, Neb.
6/3	L, 2-5	LSU#	Omaha, Neb.

* - SWC Game

! - SWC Tournament

+ - NCAA South I Regional

- College World Series

1988 (39-23; 12-9 3rd SWC)			
Norm DeBriyn			
Date	Result	Opponent	Location
2/13	W, 12-4	Missouri Southern	Fayetteville
2/14	W, 17-5	Missouri Southern	Fayetteville
2/18	L, 11-12	Arizona	Tucson, Ariz.
2/19	L, 3-4	Arizona	Tucson, Ariz.
2/20	W, 7-2	Arizona	Tucson, Ariz.
2/27	W, 12-3	Kansas	Fayetteville
2/27	W, 19-4	Kansas	Fayetteville
2/28	W, 5-3	Kansas	Fayetteville
3/4	W, 8-7	Kansas State	Fayetteville
3/5	W, 9-5	Kansas State	Fayetteville
3/6	W, 10-1	North Texas	Fayetteville
3/7	W, 5-4	North Texas	Fayetteville
3/7	W, 6-5	North Texas	Fayetteville
3/9	W, 9-0	Benedictine	Fayetteville
3/12	L, 9-11	Indiana State	Fayetteville
3/12	L, 9-13	Indiana State	Fayetteville
3/13	W, 7-4	Nebraska	Fayetteville
3/13	L, 5-8	Nebraska	Fayetteville
3/16	W, 16-3	Wisconsin-Osh Kosh	Fayetteville
3/18	W, 4-2	Louisiana Tech	Shreveport, La.
3/19	L, 4-5	Oklahoma State	Shreveport, La.
3/20	W, 12-2	Centenary	Shreveport, La.
3/21	W, 6-0	Northern Iowa	Fayetteville
3/22	W, 17-0	Northern Iowa	Fayetteville
3/22	W, 15-2	Northern Iowa	Fayetteville
3/23	W, 13-5	Texas Wesleyan	Fayetteville
3/25	W, 5-0	Texas A&M*	Fayetteville
3/26	L, 1-6	Texas A&M*	Fayetteville
3/26	L, 6-8	Texas A&M*	Fayetteville

3/28	L, 6-9	Dallas Baptist	Fayetteville
4/1	L, 2-8	Houston*	Houston, Texas
4/2	W, 16-7	Houston*	Houston, Texas
4/2	L, 5-6 (10)	Houston*	Houston, Texas
4/5	W, 13-8	Evangel	Fayetteville
4/8	W, 7-6 (10)	Texas Tech*	Fayetteville
4/9	L, 8-11	Texas Tech*	Fayetteville
4/9	W, 5-4	Texas Tech*	Fayetteville
4/11	W, 6-5	Oklahoma State	Stillwater, Okla.
4/12	L, 3-11	Oklahoma	Norman, Okla.
4/15	W, 3-2	TCU*	Fayetteville
4/16	L, 1-3	TCU*	Fayetteville
4/16	W, 3-2	TCU*	Fayetteville
4/18	W, 16-3	Southwest Baptist	Fayetteville
4/22	W, 4-2	Baylor*	Waco, Texas
4/23	L, 5-7	Baylor*	Waco, Texas
4/23	W, 11-10	Baylor*	Waco, Texas
4/25	W, 10-5	Southeastern (Okla.) St.	Fayetteville
4/26	W, 15-13	Southeastern (Okla.) St.	Fayetteville
4/27	W, 8-6	Missouri	Fayetteville
5/7	W, 5-0	Texas*	Austin, Texas
5/8	L, 1-8	Texas*	Austin, Texas
5/8	L, 2-15	Texas*	Austin, Texas
5/10	L, 5-9	SMS	Springfield, Mo.
5/13	W, 6-1	Rice*	Fayetteville
5/14	W, 10-1	Rice*	Fayetteville
5/14	W, 9-8	Rice*	Fayetteville
5/15	W, 18-7	Oral Roberts	Fayetteville
5/16	L, 3-11	Oral Roberts	Tulsa, Okla.
5/19	L, 3-4	Texas A&M!	Fayetteville
5/20	L, 1-7	Texas!	Fayetteville
5/27	L, 3-8	Loyola Marymount +	Stillwater, Okla.
5/28	L, 7-13	Oklahoma State +	Stillwater, Okla.

* - SWC Game

! - SWC Tournament

+ - NCAA Midwest Regional

1989 (51-16; 17-4 T-1st SWC)			
Norm DeBriyn			
Date	Result	Opponent	Location
2/19	W, 5-1	Wichita State	Fayetteville
2/24	W, 6-2	Missouri Southern	Fayetteville
2/25	W, 3-2	Kansas	Fayetteville
2/25	W, 7-0	Kansas	Fayetteville
2/26	W, 18-4	Kansas	Fayetteville
2/28	W, 8-4	Kentucky	Lakeland, Fla.
3/1	W, 2-1	Penn State	Lakeland, Fla.
3/1	L, 2-6	Kentucky	Lakeland, Fla.
3/2	L, 2-6	Western Michigan	Lakeland, Fla.
3/3	W, 8-2	Eckerd	Lakeland, Fla.
3/4	W, 15-0	Western Michigan	Lakeland, Fla.
3/10	W, 1-0	Iowa State	Fayetteville
3/11	W, 9-4	Iowa State	Fayetteville
3/12	W, 4-1	Nebraska	Fayetteville
3/13	W, 9-1	Stephen F. Austin	Fayetteville
3/14	W, 13-4	Wisconsin-Osh Kosh	Fayetteville
3/15	W, 9-4	Wisconsin-Osh Kosh	Fayetteville
3/17	W, 3-2	Northwestern St.	Shreveport, La.
3/18	L, 2-10	Oklahoma State	Shreveport, La.
3/19	L, 4-8	Louisiana-Lafayette	Shreveport, La.
3/20	W, 14-4	Northern Iowa	Fayetteville
3/21	W, 12-1	Southwest Baptist	Fayetteville
3/22	W, 14-5	School of the Ozarks	Fayetteville
3/22	W, 10-0	School of the Ozarks	Fayetteville
3/24	W, 10-1	Houston*	Fayetteville
3/25	W, 3-0	Houston*	Fayetteville
3/25	W, 8-3	Houston*	Fayetteville
3/27	W, 11-3	St. Olaf	Fayetteville
3/31	W, 12-0	Texas Tech*	Lubbock, Texas
4/1	W, 3-2	Texas Tech*	Lubbock, Texas
4/1	W, 6-5	Texas Tech*	Lubbock, Texas
4/4	W, 10-4	Oklahoma State	Stillwater, Okla.
4/5	W, 6-4	Evangel	Fayetteville
4/7	W, 5-4	TCU*	Fort Worth, Texas
4/8	W, 8-6	TCU*	Fort Worth, Texas
4/8	W, 11-3	TCU*	Fort Worth, Texas
4/9	W, 11-1	Southeastern (Okla.) St.	Fayetteville
4/10	L, 8-10	Dallas Baptist	Fayetteville
4/11	W, 7-4	Missouri	Columbia, Mo.
4/14	W, 8-4	Baylor*	Fayetteville
4/15	W, 9-1	Baylor*	Fayetteville
4/15	W, 10-3	Baylor*	Fayetteville
4/19	W, 9-8	Northwestern (Okla.) St.	Fayetteville
4/21	W, 10-2	Rice*	Houston, Texas

4/22	L, 1-3	Rice*	Houston, Texas
4/22	W, 8-4	Rice*	Houston, Texas
4/26	L, 2-3	Oklahoma	Fayetteville
4/28	L, 4-5	Texas*	Fayetteville
4/29	W, 8-4	Texas*	Fayetteville
4/29	W, 14-7	Texas*	Fayetteville
4/30	W, 9-4	Kansas State	Fayetteville
5/1	L, 2-7	Kansas State	Fayetteville
5/5	W, 11-9 (16)	Texas A&M*	College Station, Texas
5/6	L, 2-3	Texas A&M*	College Station, Texas
5/7	L, 0-9	Texas A&M*	College Station, Texas
5/10	W, 10-6	Oklahoma State	Fayetteville
5/18	L, 3-8	Texas!	College Station, Texas
5/19	W, 5-4	Houston!	College Station, Texas
5/20	L, 1-9	Texas!	College Station, Texas
5/25	L, 5-7	Le Moyne +	Waterbury, Conn.
5/26	W, 8-2	George Washington +	Waterbury, Conn.
5/28	W, 9-2	Illinois +	Waterbury, Conn.
5/29	W, 1-0	Arizona State +	Waterbury, Conn.
5/29	W, 6-5	Le Moyne +	Waterbury, Conn.
6/2	L, 1-3	Wichita State#	Omaha, Neb.
6/4	W, 7-3	North Carolina#	Omaha, Neb.
6/6	L, 8-4	Wichita State#	Omaha, Neb.

* - SWC Game

! - SWC Tournament

+ - NCAA Midwest Regional

- College World Series


1990 (47-15; 16-5 1st SWC)			
Norm DeBriyn			
Date	Result	Opponent	Location
2/16	W, 12-6	Missouri Southern	Fayetteville
2/17	W, 2-1	Kansas State	Fayetteville
2/17	W, 5-1	Kansas State	Fayetteville
2/18	L, 4-5	Kansas State	Fayetteville
2/24	L, 4-10	Kansas	Fayetteville
2/25	W, 3-2	Kansas	Fayetteville
3/2	W, 12-11	SMS	Fayetteville
3/3	W, 14-4	St. Louis	Fayetteville
3/3	W, 10-7	St. Louis	Fayetteville
3/4	W, 9-1	Northwood Institute	Fayetteville
3/8	W, 17-9	Northwest Missouri St.	Fayetteville
3/9	W, 8-1	Wisconsin	Fayetteville
3/9	L, 4-6	Wisconsin	Fayetteville
3/10	W, 9-0	Wisconsin	Fayetteville
3/10	W, 16-2	Wisconsin	Fayetteville
3/12	W, 5-1	George Washington	Fresno, Calif.
3/13	L, 5-6	Brigham Young	Fresno, Calif.

3/14	W, 7-4	Gonzaga	Fresno, Calif.
3/15	W, 14-0	Maine	Fresno, Calif.
3/16	W, 9-2	Eastern Michigan	Fresno, Calif.
3/17	W, 6-4	Fresno State	Fresno, Calif.
3/19	W, 7-5	Wisconsin-Osh Kosh	Fayetteville
3/20	W, 13-2	Wisconsin-Osh Kosh	Fayetteville
3/21	W, 6-3	Louisiana Tech	Fayetteville
3/21	W, 4-1	Louisiana Tech	Fayetteville
3/23	W, 6-1	Houston*	Houston, Texas
3/24	W, 6-4	Houston*	Houston, Texas
3/24	L, 0-6	Houston*	Houston, Texas
3/27	W, 8-3	Evangel	Fayetteville
3/30	W, 6-5	Texas Tech*	Fayetteville
3/31	W, 7-6	Texas Tech*	Fayetteville
3/31	W, 12-4	Texas Tech*	Fayetteville
4/1	W, 4-2	Indiana State	Fayetteville
4/4	L, 1-5	School of the Ozarks	Fayetteville
4/6	W, 10-3	TCU*	Fayetteville
4/7	W, 3-2	TCU*	Fayetteville
4/7	W, 7-3	TCU*	Fayetteville
4/8	W, 9-5	Centenary	Fayetteville
4/13	W, 13-3	Baylor*	Waco, Texas
4/14	L, 1-2	Baylor*	Waco, Texas
4/14	W, 3-2	Baylor*	Waco, Texas
4/16	W, 10-6	Dallas Baptist	Fayetteville
4/17	W, 12-5	Northeastern (Okla.) St.	Fayetteville
4/18	W, 7-2	SMS	Fayetteville
4/20	W, 9-1	Rice*	Fayetteville
4/21	L, 1-2 (11)	Rice*	Fayetteville
4/21	W, 6-5	Rice*	Fayetteville
4/23	W, 10-3	Oral Roberts	Fayetteville
4/24	W, 7-5	Oklahoma State	Stillwater, Okla.
4/27	W, 13-11	Texas*	Austin, Texas
4/28	L, 3-4	Texas*	Austin, Texas
4/28	W, 6-5	Texas*	Austin, Texas
5/5	L, 3-4	Texas A&M*	Fayetteville
5/5	W, 6-2	Texas A&M*	Fayetteville
5/6	W, 13-4	Texas A&M*	Fayetteville
5/12	W, 6-4	Wichita State	Wichita, Kan.
5/13	L, 0-3	Wichita State	Wichita, Kan.
5/17	W, 7-5	Rice!	Austin, Texas
5/18	L, 4-11	Texas!	Austin, Texas
5/19	L, 1-7	Houston!	Austin, Texas
5/25	L, 5-8	Fordham +	Wichita, Kan.
5/26	L, 6-7	Wichita State +	Wichita, Kan.

* - SWC Game

! - SWC Tournament Game

+ - NCAA Midwest Regional



Phillip Stidham was a dominating player for the Razorbacks in the late '80s and early '90s. He was a freshman All-American in 1989 and three-time All-Southwest Conference selection for Arkansas.

HAZARBACKS

COACHES

PLAYERS

BAUM STADIUM

2010 SEASON

2011 OPPONENTS

HISTORY

UNIVERSITY



1991 (40-22; 10-11 T-4th SWC)

Norm DeBriyn

Date	Result	Opponent	Location
2/12	W, 6-2	Northeastern (Okla.) St.	Fayetteville
2/15	W, 7-5	Missouri Southern	Fayetteville
2/16	L, 0-6	Kansas State	Fayetteville
2/16	W, 3-2	Kansas State	Fayetteville
2/17	W, 3-2 (10)	Kansas State	Fayetteville
2/19	W, 15-5	School of the Ozarks	Fayetteville
2/21	W, 2-1	Oral Roberts	Fayetteville
2/22	W, 8-1	Kansas	Fayetteville
2/23	W, 6-5	Kansas	Fayetteville
2/24	W, 17-3	Kansas	Fayetteville
2/27	W, 12-2	Hawaii Pacific	Honolulu, Hawaii
2/28	W, 5-4	Hawaii Pacific	Honolulu, Hawaii
3/1	L, 3-9	Hawaii	Honolulu, Hawaii
3/2	W, 17-9	Hawaii	Honolulu, Hawaii
3/2	L, 1-2	Hawaii	Honolulu, Hawaii
3/6	W, 4-3	Nebraska	Fayetteville
3/6	L, 3-5	Nebraska	Fayetteville
3/8	L, 3-4	Rice*	Houston, Texas
3/9	W, 8-4	Rice*	Houston, Texas
3/9	L, 8-9	Rice*	Houston, Texas
3/11	W, 5-6	Eastern Michigan	Fayetteville
3/12	W, 12-4	Eastern Michigan	Fayetteville
3/13	W, 7-5	Northwest Missouri St.	Fayetteville
3/14	W, 8-3	New Mexico	Shreveport, La
3/15	L, 2-3	New Orleans	Shreveport, La
3/16	L, 2-11	Louisiana Lafayette	Shreveport, La
3/17	W, 7-3	Centenary	Shreveport, La
3/18	W, 3-0	Wisconsin-Osh Kosh	Fayetteville
3/19	L, 5-9	Oklahoma State	Stillwater, Okla
3/20	W, 11-2	Oklahoma	Norman, Okla
3/22	L, 3-9	Texas A&M*	College Station, Texas
3/23	L, 0-2	Texas A&M*	College Station, Texas
3/23	W, 7-4	Texas A&M*	College Station, Texas
3/27	W, 14-2	Lamar	Fayetteville
3/28	W, 6-5	Lamar	Fayetteville
3/29	L, 3-4	Houston*	Fayetteville
3/30	W, 6-2	Houston*	Fayetteville
3/30	L, 5-6	Houston*	Fayetteville
4/2	W, 10-0	Evangel	Fayetteville
4/5	L, 1-4	Texas Tech*	Lubbock, Texas
4/6	W, 18-10	Texas Tech*	Lubbock, Texas
4/6	W, 6-2	Texas Tech*	Lubbock, Texas
4/8	W, 6-2	Central Oklahoma	Fayetteville
4/9	W, 9-4	Oklahoma State	Fayetteville
4/12	L, 1-4	TCU*	Fort Worth, Texas
4/13	W, 12-2	TCU*	Fort Worth, Texas
4/14	W, 12-6	TCU*	Fort Worth, Texas
4/16	L, 3-11	Missouri	Columbia, Mo.
4/19	W, 13-5	Baylor*	Fayetteville
4/20	W, 7-6	Baylor*	Fayetteville
4/20	L, 6-7	Baylor*	Fayetteville
4/22	L, 4-7	Dallas Baptist	Fayetteville
4/24	W, 1-0	SMS	Fayetteville
4/26	L, 3-7	Indiana State	Terre Haute, Ind.
4/27	W, 6-5	Indiana State	Terre Haute, Ind.
4/27	W, 8-3	Indiana State	Terre Haute, Ind.
4/30	L, 4-6	SMS	Springfield, Mo.
5/3	L, 2-4	Texas*	Fayetteville
5/4	L, 2-3	Texas*	Fayetteville
5/4	W, 4-2	Texas*	Fayetteville
5/11	W, 10-1	Wichita State	Fayetteville
5/12	W, 6-5	Wichita State	Fayetteville

* - SWC Game

1992 (31-26; 10-13 3rd SEC West)

Norm DeBriyn

Date	Result	Opponent	Location
2/14	W, 12-1	Missouri Southern	Fayetteville
2/15	L, 13-18	Kansas State	Fayetteville
2/15	W, 13-0	Kansas State	Fayetteville
2/16	W, 19-9	Kansas State	Fayetteville
2/21	W, 13-5	Kansas	Fayetteville
2/22	L, 4-7	Kansas	Fayetteville
2/23	L, 1-4	Kansas	Fayetteville
2/28	W, 9-1	Central Missouri State	Fayetteville
2/29	W, 6-5 (11)	Northwestern St.	Fayetteville
3/1	W, 7-2	Northwestern St.	Fayetteville
3/4	W, 15-8	SMS	Fayetteville
3/6	W, 14-3	Illinois State	Fayetteville
3/7	W, 6-5 (10)	Illinois State	Fayetteville
3/8	W, 15-4	Illinois State	Fayetteville

3/12	L, 1-6	Gonzaga	Seattle, Wash.
3/13	L, 4-8	Washington State	Seattle, Wash.
3/14	W, 1-0	Tennessee	Seattle, Wash.
3/15	W, 8-1	Pacific Lutheran	Seattle, Wash.
3/16	L, 7-11	Kansas State	Manhattan, Kan.
3/17	L, 5-6	Kansas	Lawrence, Kan.
3/18	L, 2-3	Wisconsin-Osh Kosh	Fayetteville
3/21	W, 1-0	Georgia*	Athens, Ga.
3/21	W, 5-3	Georgia*	Athens, Ga.
3/25	L, 3-5	Oral Roberts	Fayetteville
3/26	W, 13-3	School of the Ozarks	Fayetteville
3/28	W, 8-3	South Carolina*	Fayetteville
3/28	W, 7-2	South Carolina*	Fayetteville
3/29	L, 11-20	South Carolina*	Fayetteville
3/30	W, 10-0	Evangel	Fayetteville
3/31	L, 4-7	Oklahoma State	Fayetteville
4/4	L, 6-14	Kentucky*	Lexington, Ky.
4/4	W, 10-9	Kentucky*	Lexington, Ky.
4/5	L, 7-10	Kentucky*	Lexington, Ky.
4/7	W, 5-4	Wichita State	Wichita, Kan.
4/8	L, 4-22	Wichita State	Wichita, Kan.
4/11	W, 9-7	Auburn*	Fayetteville
4/11	W, 4-1	Auburn*	Fayetteville
4/12	L, 4-14	Auburn*	Fayetteville
4/14	W, 6-5	Northwestern (Okla.) St.	Fayetteville
4/18	L, 2-12	LSU*	Baton Rouge, La.
4/18	L, 4-12	LSU*	Baton Rouge, La.
4/19	L, 4-8	LSU*	Baton Rouge, La.
4/21	W, 9-8 (10)	Centenary	Fayetteville
4/23	W, 13-3	Dallas Baptist	Fayetteville
4/25	L, 0-2	Mississippi State*	Starkville, Miss.
4/25	L, 2-3	Mississippi State*	Starkville, Miss.
4/26	L, 6-7	Mississippi State*	Starkville, Miss.
4/30	W, 12-10	SMS	Springfield, Mo.
5/2	L, 2-11	Alabama*	Fayetteville
5/2	L, 3-4	Alabama*	Fayetteville
5/3	W, 7-3	Alabama*	Fayetteville
5/9	L, 4-8	Ole Miss*	Fayetteville
5/9	W, 15-3	Ole Miss*	Fayetteville
5/10	W, 10-0	Ole Miss*	Fayetteville
5/13	W, 8-6	South Carolina!	New Orleans, La.
5/14	L, 1-8	LSU!	New Orleans, La.
5/15	L, 5-9	South Carolina!	New Orleans, La.

1993 (33-26; 11-16 4th SEC West)

Norm DeBriyn

Date	Result	Opponent	Location
2/13	W, 17-1	Missouri Southern	Fayetteville
2/14	W, 10-5	Missouri Southern	Fayetteville
2/21	W, 10-1	Kansas State	Fayetteville
2/22	W, 21-5	Southwest Baptist	Fayetteville
2/27	L, 1-3	Kansas	Fayetteville
2/27	W, 6-4	Kansas	Fayetteville
2/28	W, 9-2	Kansas	Fayetteville
3/5	W, 11-4	Minnesota	Minneapolis, Minn.
3/6	L, 2-3	Georgia Tech	Minneapolis, Minn.
3/7	L, 5-6	Cal State-Fullerton	Minneapolis, Minn.
3/13	W, 8-3	Eastern Illinois	Fayetteville
3/14	W, 8-7	Eastern Illinois	Fayetteville
3/14	W, 7-1	Eastern Illinois	Fayetteville
3/15	L, 3-6	Memphis	Memphis, Tenn.
3/17	L, 7-8	Memphis	Memphis, Tenn.
3/20	W, 12-2	Northern Illinois	Fayetteville
3/21	W, 11-3	Northern Illinois	Fayetteville
3/21	W, 11-5	Northern Illinois	Fayetteville
3/23	W, 8-0	Oklahoma	Fayetteville
3/24	W, 8-4	SMS	Fayetteville
3/25	W, 5-2	Northeastern (Okla.) St.	Fayetteville
3/27	W, 7-2	Georgia*	Fayetteville
3/27	W, 11-1	Georgia*	Fayetteville
3/28	W, 5-4 (10)	Georgia*	Fayetteville
3/30	W, 4-3	Wichita State	Fayetteville
3/31	W, 13-5	Oral Roberts	Fayetteville
4/3	L, 11-18	South Carolina*	Columbia, S.C.
4/3	L, 1-8	South Carolina*	Columbia, S.C.
4/4	L, 3-5	South Carolina*	Columbia, S.C.
4/5	L, 1-9	Wichita State	Wichita, Kan.
4/9	W, 1-0	Kentucky*	Fayetteville
4/10	L, 3-9	Kentucky*	Fayetteville
4/10	W, 8-4	Kentucky*	Fayetteville
4/17	W, 8-7	Auburn*	Auburn, Ala.
4/17	L, 1-6	Auburn*	Auburn, Ala.

4/18	L, 3-8	Auburn*	Auburn, Ala.
4/19	W, 4-1	Oklahoma State	Fayetteville
4/20	W, 16-1	Oral Roberts	Tulsa, Okla.
4/21	L, 7-9	Northeastern (Okla.) St.	Fayetteville
4/24	L, 0-3	LSU*	Fayetteville
4/24	L, 2-4	LSU*	Fayetteville
4/25	L, 2-8	LSU*	Fayetteville
4/26	L, 1-4	Oklahoma State	Stillwater, Okla.
4/28	L, 10-11	SMS	Springfield, Mo.
5/1	L, 3-5	Mississippi State*	Fayetteville
5/1	L, 4-6	Mississippi State*	Fayetteville
5/2	W, 8-3	Mississippi State*	Fayetteville
5/8	L, 2-4	Alabama*	Tuscaloosa, Ala.
5/8	W, 8-1	Alabama*	Tuscaloosa, Ala.
5/9	L, 1-10	Alabama*	Tuscaloosa, Ala.
5/12	W, 5-1	Lamar	Fayetteville
5/13	W, 12-10	Lamar	Fayetteville
5/13	L, 7-14	Lamar	Fayetteville
5/15	W, 8-7	Ole Miss*	Oxford, Miss.
5/15	W, 5-1	Ole Miss*	Oxford, Miss.
5/16	L, 1-3	Ole Miss*	Oxford, Miss.
5/20	W, 5-2	Mississippi State!	Baton Rouge, La.
5/21	L, 1-3	Auburn!	Baton Rouge, La.
5/22	L, 7-13	LSU!	Baton Rouge, La.

* - SEC Game

! - SEC Tournament

1994 (30-27; 13-13 4th SEC West)

Norm DeBriyn

Date	Result	Opponent	Location
2/11	L, 3-7	TCU	Fort Worth, Texas
2/12	L, 4-21	TCU	Fort Worth, Texas
2/13	L, 4-6 (13)	TCU	Fort Worth, Texas
2/18	L, 3-5	Kansas	Fayetteville
2/19	L, 2-4	Kansas	Fayetteville
2/20	W, 5-3	Kansas	Fayetteville
2/22	W, 15-6	Southwest Baptist	Fayetteville
2/25	W, 22-4	Kansas State	Fayetteville
2/26	L, 10-11	Kansas State	Fayetteville
2/27	W, 4-1	Kansas State	Fayetteville
3/2	W, 10-3	Missouri Southern	Fayetteville
3/4	W, 13-6	Southeastern (Okla.) St.	Fayetteville
3/5	W, 11-5	Centenary	Fayetteville
3/6	W, 13-1	Centenary	Fayetteville
3/11	W, 4-2	Southern Miss	Fayetteville

3/12	W, 16-9	Southern Miss	Fayetteville
3/13	L, 8-9 (10)	Southern Miss	Fayetteville
3/15	W, 10-5	Oklahoma State	Fayetteville
3/16	W, 7-1	Memphis	Fayetteville
3/17	W, 6-3	Memphis	Fayetteville
3/19	L, 3-9	UNLV	Las Vegas, Nev.
3/20	L, 4-7 (11)	UNLV	Las Vegas, Nev.
3/21	L, 7-8	UNLV	Las Vegas, Nev.
3/23	W, 13-9	Oklahoma State	Stillwater, Okla.
3/25	L, 4-8	Tennessee*	Fayetteville
3/26	L, 11-12 (10)	Tennessee*	Fayetteville
3/27	W, 17-11	Tennessee*	Fayetteville
3/30	L, 7-8	Oral Roberts	Tulsa, Okla.
3/31	W, 7-4	Oral Roberts	Fayetteville
4/1	W, 6-0	Vanderbilt*	Nashville, Tenn.
4/2	W, 12-7	Vanderbilt*	Nashville, Tenn.
4/3	W, 7-5	Vanderbilt*	Nashville, Tenn.
4/6	L, 2-11	Oklahoma	Norman, Okla.
4/8	L, 2-5	Florida*	Gainesville, Fla.
4/9	L, 7-8	Florida*	Gainesville, Fla.
4/10	L, 2-3 (11)	Florida*	Gainesville, Fla.
4/12	L, 1-3	Oral Roberts	Tulsa, Okla.
4/15	W, 7-6	Auburn*	Fayetteville
4/16	L, 3-6	Auburn*	Fayetteville
4/17	W, 10-0	Auburn*	Fayetteville
4/19	W, 16-7	SMS	Springfield, Mo.
4/20	L, 2-12	Oral Roberts	Fayetteville
4/23	L, 3-11	LSU*	Baton Rouge, La.
4/23	L, 4-16	LSU*	Baton Rouge, La.
4/24	W, 6-5	LSU*	Baton Rouge, La.
4/27	W, 4-0	Northeastern (Okla.) St.	Fayetteville
4/29	L, 9-10	Mississippi State*	Starkville, Miss.
4/30	W, 12-11	Mississippi State*	Starkville, Miss.
5/1	W, 14-4	Mississippi State*	Starkville, Miss.
5/6	W, 6-5	Alabama*	Fayetteville
5/7	W, 14-6	Alabama*	Fayetteville
5/8	W, 7-3	Alabama*	Fayetteville
5/13	L, 6-12	Ole Miss*	Fayetteville
5/14	L, 2-7	Ole Miss*	Fayetteville
5/15	W, 8-5	Ole Miss*	Fayetteville
5/19	L, 1-3	Auburn!	Oxford, Miss.
5/20	L, 4-6	LSU!	Oxford, Miss.

* - SEC Game

! - SEC Western Division Tournament



Allen Williams was Arkansas' first All-SEC performer, earning the honors in both 1992 and 1994.



ALL - TIME RESULTS



Matt Carnes pitched for the Hogs from 1995-97. He set the school record with 301 strikeouts before Nick Schmidt broke his record in 2007.

1995 (38-23; 13-15 5th SEC West)			
Norm DeBriyn			
Date	Result	Opponent	Location
2/10	W, 5-4	Missouri Southern	Fayetteville
2/17	W, 12-10	Kansas	Fayetteville
2/18	W, 8-2	Kansas	Fayetteville
2/19	W, 8-6	Kansas	Fayetteville
2/21	W, 10-1	Southwest Baptist	Fayetteville
2/24	W, 8-5	Evansville	Fayetteville
2/25	W, 6-5	Evansville	Fayetteville
2/26	L, 2-3	Evansville	Fayetteville
3/4	W, 9-7	TCU	Fayetteville
3/5	W, 8-4	TCU	Fayetteville
3/5	W, 3-2	TCU	Fayetteville
3/8	W, 9-8	Central Missouri St.	Fayetteville
3/10	W, 10-1	Southern Miss	Hattiesburg, Miss.
3/11	L, 3-4 (12)	Southern Miss	Hattiesburg, Miss.
3/12	W, 8-2	Southern Miss	Hattiesburg, Miss.
3/15	W, 7-4	Wisconsin-Osh Kosh	Fayetteville
3/17	W, 5-4	Oregon State	San Jose, Calif.
3/17	W, 10-3	Santa Clara	San Jose, Calif.
3/18	W, 12-8	San Jose State	San Jose, Calif.
3/19	W, 7-4	San Jose State	San Jose, Calif.
3/20	L, 6-18	Oklahoma State	Stillwater, Okla.
3/21	W, 7-0	Oral Roberts	Tulsa, Okla.
3/22	L, 9-22	Oklahoma State	Fayetteville
3/24	L, 0-7	Tennessee*	Knoxville, Tenn.
3/25	L, 4-5 (12)	Tennessee*	Knoxville, Tenn.
3/26	L, 4-5	Tennessee*	Knoxville, Tenn.
3/29	W, 11-0	Northeastern (Okla.) St.	Fayetteville
3/31	W, 10-7	Vanderbilt*	Fayetteville
4/1	W, 15-5	Vanderbilt*	Fayetteville
4/2	L, 6-7 (10)	Vanderbilt*	Fayetteville
4/4	W, 8-2 (11)	Oral Roberts	Tulsa, Okla.
4/5	L, 1-5	Wichita State	Wichita, Kan.
4/7	W, 5-4	Florida*	Fayetteville
4/8	W, 13-5	Florida*	Fayetteville
4/9	L, 2-5	Florida*	Fayetteville
4/12	W, 10-6	Southwest Missouri St.	Fayetteville
4/14	L, 1-7	Auburn*	Auburn, Ala.
4/15	L, 1-3	Auburn*	Auburn, Ala.
4/16	L, 7-11	Auburn*	Auburn, Ala.
4/21	L, 3-10	LSU*	Fayetteville
4/23	L, 7-13	LSU*	Fayetteville
4/23	W, 5-3	LSU*	Fayetteville

4/25	L, 0-5	Oral Roberts	Tulsa, Okla.
4/26	W, 9-1	Oral Roberts	Fayetteville
4/28	W, 16-1	Mississippi State*	Fayetteville
4/29	W, 10-9	Mississippi State*	Fayetteville
4/30	W, 12-7	Mississippi State*	Fayetteville
5/2	W, 5-2	Northwestern St.	Fayetteville
5/5	W, 12-4	Alabama*	Tuscaloosa, Ala.
5/6	W, 9-3	Alabama*	Tuscaloosa, Ala.
5/7	L, 4-7	Alabama*	Tuscaloosa, Ala.
5/12	L, 1-3	Ole Miss*	Oxford, Miss.
5/13	L, 2-11	Ole Miss*	Oxford, Miss.
5/14	W, 5-4	Ole Miss*	Oxford, Miss.
5/15	W, 1-0	Memphis	Memphis, Tenn.
5/18	W, 5-2	Ole Miss!	Starkville, Miss.
5/19	W, 5-2	Alabama!	Starkville, Miss.
5/20	L, 7-8	Alabama!	Starkville, Miss.
5/21	L, 6-7	LSU!	Starkville, Miss.
5/27	L, 3-10	Stanford +	Wichita, Kan.
5/28	L, 10-14	Texas Tech +	Wichita, Kan.
* - SEC Game			
! - SEC Western Division Tournament			
+ - NCAA Midwest I Regional			

1996 (39-20; 15-15 4th SEC West)			
Norm DeBriyn			
Date	Result	Opponent	Location
2/7	W, 15-2	Missouri Southern	Fayetteville
2/10	W, 9-6	Texas-San Antonio	San Antonio, Texas
2/10	W, 10-7	Texas-San Antonio	San Antonio, Texas
2/11	W, 18-1	Texas-San Antonio	San Antonio, Texas
2/13	W, 11-9	Oklahoma City	Fayetteville
2/16	W, 13-6	Northwestern St.	Natchitoches, La.
2/17	W, 14-5	Northwestern St.	Natchitoches, La.
2/18	W, 10-5	Northwestern St.	Natchitoches, La.
2/20	W, 19-7	Oral Roberts	Fayetteville
2/21	W, 6-0	SMS	Springfield, Mo.
2/23	W, 7-6 (10)	Kansas State	Fayetteville
2/24	W, 9-5	Kansas State	Fayetteville
2/25	W, 11-3	Kansas State	Fayetteville
2/27	W, 9-8	Oklahoma	Fayetteville
3/1	W, 14-0	Iowa State	Fayetteville
3/2	W, 21-5	Iowa State	Fayetteville
3/3	W, 12-2	Iowa State	Fayetteville
3/5	W, 10-5	Pittsburg State	Fayetteville
3/9	L, 3-9	Tennessee*	Fayetteville

1997 (36-20; 15-14 5th SEC West)			
Norm DeBriyn			
Date	Result	Opponent	Location
2/9	W, 10-6	Louisiana - Monroe	Fayetteville
2/11	W, 24-1	Missouri Southern	Fayetteville
2/14	W, 26-6	Iowa	Arlington, Texas
2/15	L, 6-7	Kansas State	Arlington, Texas
2/16	W, 11-1	Texas - Arlington	Arlington, Texas
2/19	W, 14-6	Oklahoma City	Fayetteville
2/22	W, 8-4	Texas - San Antonio	Fayetteville
2/22	W, 13-5	Texas - San Antonio	Fayetteville
2/23	L, 2-7	Texas - San Antonio	Fayetteville
2/28	W, 6-4	Navy	Millington, Texas
2/28	L, 5-8	Notre Dame	Millington, Texas
3/4	W, 22-6	Central Missouri St.	Fayetteville
3/7	L, 3-5	Tennessee*	Knoxville, Tenn.
3/8	L, 10-13	Tennessee*	Knoxville, Tenn.
3/9	L, 12-13	Tennessee*	Knoxville, Tenn.
3/10	W, 21-11	Iowa State	Fayetteville
3/14	W, 13-4	Vanderbilt*	Nashville, Tenn.
3/15	L, 10-13 (12)	Vanderbilt*	Nashville, Tenn.
3/16	W, 18-5	Vanderbilt*	Nashville, Tenn.
3/18	W, 8-5	Kansas	Fayetteville
3/19	L, 2-8	Kansas	Fayetteville
3/21	L, 5-11	Kentucky*	Fayetteville
3/22	W, 9-8 (10)	Kentucky*	Fayetteville
3/23	W, 11-4	Kentucky*	Fayetteville
3/25	W, 5-4	Northwestern St.	Fayetteville
3/26	W, 13-8	Northwestern St.	Fayetteville
3/28	W, 11-8	South Carolina*	Columbia, S.C.
3/29	L, 9-14	South Carolina*	Columbia, S.C.
3/30	W, 30-7	South Carolina*	Columbia, S.C.
4/1	W, 4-3	Missouri	Fayetteville
4/2	W, 12-8	Missouri Southern	Fayetteville
4/5	W, 11-2	Georgia*	Fayetteville
4/5	W, 15-6	Georgia*	Fayetteville
4/6	W, 17-8	Georgia*	Fayetteville
4/9	W, 8-0	Louisiana Tech	Fayetteville
4/9	W, 3-2	Louisiana Tech	Fayetteville
4/11	W, 14-13 (10)	Ole Miss*	Fayetteville
4/12	W, 12-7	Ole Miss*	Fayetteville
4/13	W, 8-6	Ole Miss*	Fayetteville
4/15	W, 8-6	Missouri	Columbia, Mo.
4/18	L, 4-11	Auburn*	Auburn, Ala.
4/19	W, 9-5	Auburn*	Auburn, Ala.



Ryan Lundquist is Arkansas' single-season home run leader with 24 during the 1997 season.

HAZORBACKS

COACHES

PLAYERS

BAUM STADIUM

2010 SEASON

2011 OPPONENTS

HISTORY

UNIVERSITY




4/20	L, 3-12	Auburn*	Auburn, Ala.	3/22	L, 6-27	LSU*	Baton Rouge, La.
4/22	W, 11-6	Oral Roberts	Tulsa, Okla.	3/24	W, 4-2	Central Michigan	Fayetteville
4/23	W, 15-5	Oral Roberts	Fayetteville	3/25	W, 7-2	Central Michigan	Fayetteville
4/25	L, 10-11	Alabama*	Tuscaloosa, Ala.	3/27	W, 12-10	Ole Miss*	Oxford, Miss.
4/26	L, 2-13	Alabama*	Tuscaloosa, Ala.	3/28	W, 16-8	Ole Miss*	Oxford, Miss.
4/29	L, 7-9 (10)	Wichita State	Wichita, Kan.	3/29	L, 10-13	Ole Miss*	Oxford, Miss.
5/2	L, 8-13	LSU*	Fayetteville	3/31	W, 19-8	Louisiana Tech	Fayetteville
5/3	L, 5-11	LSU*	Fayetteville	4/1	L, 3-7	Oklahoma State	Tulsa, Okla.
5/4	W, 16-1	LSU*	Fayetteville	4/3	W, 11-8	Alabama*	Fayetteville
5/9	W, 8-5	Mississippi State*	Fayetteville	4/4	L, 1-9	Alabama*	Fayetteville
5/10	L, 5-13	Mississippi State*	Fayetteville	4/5	L, 3-5	Alabama*	Fayetteville
5/11	L, 10-17	Mississippi State*	Fayetteville	4/7	W, 5-3	Long Beach State	Fayetteville
5/14	L, 3-7	Auburn!	Columbus, Ga.	4/8	W, 12-9	Long Beach State	Fayetteville
* - SEC Game							
! - SEC Tournament							

1998 (38-21; 13-14 5th SEC West)

Norm DeBriyn

Date	Result	Opponent	Location
2/11	W, 24-5	Missouri Southern	Fayetteville
2/14	W, 4-1	Texas-San Antonio	San Antonio, Texas
2/15	W, 10-5	Texas-San Antonio	San Antonio, Texas
2/18	W, 13-4	Pittsburg State	Fayetteville
2/20	W, 16-0	Eastern Illinois	Fayetteville
2/21	L, 4-5	Eastern Illinois	Fayetteville
2/22	W, 8-1	Eastern Illinois	Fayetteville
2/23	W, 20-2	Southwest Baptist	Fayetteville
2/24	L, 2-4	SMS	Fayetteville
2/27	W, 9-0	Tulane	New Orleans, La.
2/28	W, 6-5 (10)	LSU	New Orleans, La.
3/1	L, 6-13	New Orleans	New Orleans, La.
3/4	W, 9-6	Oklahoma City	Fayetteville
3/6	W, 11-1	South Carolina*	Fayetteville
3/8	W, 17-16	South Carolina*	Fayetteville
3/10	W, 9-1	Baylor	Fayetteville
3/13	W, 5-3	Vanderbilt*	Fayetteville
3/14	W, 10-4	Vanderbilt*	Fayetteville
3/15	L, 4-9	Vanderbilt*	Fayetteville
3/18	W, 12-7	Kansas	Lawrence, Kan.
3/20	L, 5-9	LSU*	Baton Rouge, La.
3/21	L, 3-6	LSU*	Baton Rouge, La.



Charlie Isaacson won 21 games for Arkansas from 1999-2002. He earned All-American honors following the 1999 season.



Norm DeBriyn accepting the 1999 SEC Championship trophy after his Razorbacks posted a 22-8 record in conference play for their first SEC crown.

1999 (42-23; 22-8 1st SEC West; SEC Champions)

Norm DeBriyn

Date	Result	Opponent	Location
2/6	W, 7-6	Missouri Southern	Fayetteville
2/12	L, 2-6	Louisiana-Lafayette	Lafayette, La.
2/13	L, 6-8	Louisiana-Monroe	Lafayette, La.
2/14	L, 8-10	Dallas Baptist	Lafayette, La.
2/19	W, 12-2	Texas - San Antonio	Fayetteville
2/20	W, 10-4	Iowa State	Fayetteville
2/21	W, 5-3	Texas - San Antonio	Fayetteville
2/21	W, 18-7	Iowa State	Fayetteville
2/23	W, 10-8	Oklahoma City	Fayetteville
2/26	W, 8-3	Eastern Illinois	Fayetteville
2/27	W, 17-2	Eastern Illinois	Fayetteville
2/28	W, 10-3	Eastern Illinois	Fayetteville
3/2	L, 3-9	SMS	Springfield, Mo.
3/5	L, 4-5 (12)	Long Beach St.	Long Beach, Calif.
3/6	W, 11-4	Long Beach State	Long Beach, Calif.
3/7	L, 0-8	Long Beach State	Long Beach, Calif.
3/12	L, 4-11	Auburn*	Auburn, Ala.
3/13	W, 20-9	Auburn*	Auburn, Ala.
3/14	L, 12-13	Auburn*	Auburn, Ala.
3/16	W, 10-3	Louisiana Tech	Ruston, La.
3/17	W, 10-8	Louisiana-Monroe	Monroe, La.
3/19	W, 11-4	LSU*	Fayetteville
3/20	L, 4-10	LSU*	Fayetteville
3/21	W, 7-6	LSU*	Fayetteville
3/23	W, 7-6	Kansas	Fayetteville
3/24	L, 6-9	Kansas	Fayetteville
3/26	W, 10-6	Tennessee*	Fayetteville
3/27	W, 7-3	Tennessee*	Fayetteville
3/28	W, 13-12	Tennessee*	Fayetteville
3/31	W, 18-2	Centenary	Fayetteville
4/2	W, 8-1	Florida*	Gainesville, Fla.
4/3	W, 6-5	Florida*	Gainesville, Fla.
4/4	W, 10-5	Florida*	Gainesville, Fla.
4/6	L, 3-6	UCLA	Fayetteville
4/7	L, 4-5	UCLA	Fayetteville
4/9	W, 15-2	Kentucky*	Fayetteville
4/10	W, 10-1	Kentucky*	Fayetteville
4/11	W, 9-5	Kentucky*	Fayetteville
4/14	W, 15-6	Oral Roberts	Tulsa, Okla.
4/16	L, 5-6	Vanderbilt*	Nashville, Tenn.
4/17	W, 5-2	Vanderbilt*	Nashville, Tenn.
4/18	W, 10-7	Vanderbilt*	Nashville, Tenn.
4/21	L, 5-12	Oral Roberts	Fayetteville
4/23	L, 3-8	Alabama*	Tuscaloosa, Ala.
4/24	L, 8-15	Alabama*	Tuscaloosa, Ala.
4/25	L, 8-9	Alabama*	Tuscaloosa, Ala.
4/27	L, 4-5 (14)	Wichita State	Wichita, Kan.
4/30	W, 6-4	Mississippi State*	Fayetteville
5/1	W, 7-4	Mississippi State*	Fayetteville
5/2	W, 7-5	Mississippi State*	Fayetteville
5/7	W, 8-1	Ole Miss*	Fayetteville
5/8	W, 9-4	Ole Miss*	Fayetteville

5/9	W, 7-4	Ole Miss*	Fayetteville
5/14	W, 8-2	South Carolina*	Columbia, S.C.
5/15	L, 6-16	South Carolina*	Columbia, S.C.
5/16	W, 13-5	South Carolina*	Columbia, S.C.
5/19	W, 6-4	Kentucky!	Hoover, Ala.
5/20	L, 2-3 (11)	Auburn!	Hoover, Ala.
5/21	W, 9-8	LSU!	Hoover, Ala.
5/22	W, 9-5	Auburn!	Hoover, Ala.
5/22	W, 9-6	Auburn!	Hoover, Ala.
5/23	L, 3-9	Alabama!	Hoover, Ala.
5/28	W, 10-6	Delaware+	Fayetteville
5/29	L, 8-9 (10)	SMS+	Fayetteville
5/29	L, 4-12	Clemson+	Fayetteville
* - SEC Game			
! - SEC Tournament			
+ - NCAA Fayetteville Regional			

2000 (24-30; 8-20 6th SEC West)

Norm DeBriyn

Date	Result	Opponent	Location
2/5	W, 18-5	Missouri Southern	Fayetteville
2/11	W, 4-3	Southeast Missouri St.	Fayetteville
2/12	W, 3-1	Southeast Missouri St.	Fayetteville
2/13	L, 7-8	Southeast Missouri St.	Fayetteville
2/18	W, 1-0	Washington State	Arlington, Texas
2/19	L, 5-8	Texas-Arlington	Arlington, Texas
2/20	L, 2-13	Nebraska	Arlington, Texas
2/22	W, 7-3	Oklahoma City	Fayetteville
2/25	L, 8-9	Long Beach State	Fayetteville
2/26	L, 3-16	Long Beach State	Fayetteville
2/27	L, 6-8	Long Beach State	Fayetteville
2/29	W, 7-6 (10)	Centenary	Fayetteville
3/1	W, 21-9	Centenary	Fayetteville
3/4	W, 15-5	Miami (Ohio)	Fayetteville
3/5	W, 5-1	Miami (Ohio)	Fayetteville
3/7	W, 7-4	St. Louis	Fayetteville
3/8	W, 14-4	St. Louis	Fayetteville
3/10	W, 10-5	Tennessee*	Knoxville, Tenn.
3/11	W, 14-5	Tennessee*	Knoxville, Tenn.
3/12	L, 0-14	Tennessee*	Knoxville, Tenn.
3/14	L, 4-10	Nebraska	Fayetteville
3/15	L, 3-10	Nebraska	Fayetteville
3/17	L, 6-11	Auburn*	Fayetteville
3/18	L, 7-10	Auburn*	Fayetteville
3/19	L, 11-21	Auburn*	Fayetteville
3/21	W, 10-8	Oklahoma State	Stillwater, Okla.
3/22	W, 10-3	Kansas	Lawrence, Kan.
3/24	L, 7-8 (11)	Florida*	Fayetteville
3/25	L, 7-8 (10)	Florida*	Fayetteville
3/26	L, 4-7	Florida*	Fayetteville
3/28	L, 1-2	Oklahoma State	Fayetteville
3/31	L, 2-3	Mississippi State*	Starkville, Miss.
4/7	L, 3-12	LSU*	Baton Rouge, La.
4/8	L, 5-12	LSU*	Baton Rouge, La.
4/9	L, 11-17	LSU*	Baton Rouge, La.



ALL - TIME RESULTS

4/11	W, 5-4	Oral Roberts	Tulsa, Okla.
4/14	L, 5-6	Alabama*	Fayetteville
4/15	L, 7-8	Alabama*	Fayetteville
4/16	L, 8-9	Alabama*	Fayetteville
4/18	L, 4-8	Oral Roberts	Fayetteville
4/21	L, 2-10	Georgia*	Athens, Ga.
4/22	L, 8-14	Georgia*	Athens, Ga.
4/23	L, 5-15	Georgia*	Athens, Ga.
4/25	W, 15-14	Wichita State	Wichita, Kan.
4/28	L, 6-7	Kentucky*	Fayetteville
4/29	W, 12-10	Kentucky*	Fayetteville
4/30	W, 8-5	Kentucky*	Fayetteville
5/2	W, 7-2	SMS	Fayetteville
5/5	L, 2-8	South Carolina*	Fayetteville
5/6	W, 11-10	South Carolina*	Fayetteville
5/7	W, 9-3	South Carolina*	Fayetteville
5/12	W, 6-1	Ole Miss*	Oxford, Miss.
5/13	L, 5-12	Ole Miss*	Oxford, Miss.
5/14	W, 8-1	Ole Miss*	Oxford, Miss.

* - SEC Game

2001 (27-29; 11-19 6th SEC West)			
Norm DeBriyn			
Date	Result	Opponent	Location
2/4	W, 25-6	Missouri Southern	Fayetteville
2/9	L, 6-7	Texas-San Antonio	San Antonio, Texas
2/10	L, 2-4	Texas-San Antonio	San Antonio, Texas
2/11	W, 4-1	Texas-San Antonio	San Antonio, Texas
2/17	W, 12-4	Long Beach State	Fayetteville
2/18	W, 6-3	Long Beach State	Fayetteville
2/21	W, 14-4	Oklahoma City	Fayetteville
2/23	W, 6-2	Eastern Illinois	Fayetteville
2/25	W, 10-4	Eastern Illinois	Fayetteville
2/25	W, 17-4	Eastern Illinois	Fayetteville
2/27	L, 4-8	Northwestern St.	Fayetteville
3/2	L, 0-6	Minnesota	Minneapolis, Minn.
3/3	W, 6-4	San Diego State	Minneapolis, Minn.
3/4	L, 2-8	Miami	Minneapolis, Minn.
3/6	L, 1-4	Evansville	Fayetteville
3/7	W, 5-1	Evansville	Fayetteville
3/9	L, 5-16	South Carolina*	Columbia, S.C.
3/10	L, 4-7	South Carolina*	Columbia, S.C.
3/11	L, 3-9	South Carolina*	Columbia, S.C.
3/13	L, 0-5	Wichita State	Wichita, Kan.
3/16	W, 8-5	Georgia*	Fayetteville
3/17	W, 20-3	Georgia*	Fayetteville
3/18	L, 6-7	Georgia*	Fayetteville
3/20	W, 2-0	Kansas State	Shreveport, La.
3/20	L, 1-12	Louisiana Tech	Shreveport, La.
3/21	W, 5-0	Centenary	Shreveport, La.
3/23	L, 4-7	Florida*	Gainesville, Fla.
3/24	L, 4-8	Florida*	Gainesville, Fla.
3/25	L, 1-4	Florida*	Gainesville, Fla.
3/27	W, 6-5	Kansas	Fayetteville
3/30	W, 6-5	Mississippi State*	Fayetteville
3/31	L, 3-9	Mississippi State*	Fayetteville
4/1	L, 2-10	Mississippi State*	Fayetteville
4/3	L, 9-10	SMS	Springfield, Mo.
4/6	W, 3-2	Ole Miss*	Fayetteville
4/7	L, 6-11	Ole Miss*	Fayetteville
4/8	W, 10-3	Ole Miss*	Fayetteville
4/10	W, 5-4	Oklahoma	Norman, Okla.
4/13	L, 1-10	Auburn*	Auburn, Ala.
4/14	L, 4-11	Auburn*	Auburn, Ala.
4/15	L, 5-10	Auburn*	Auburn, Ala.
4/17	W, 4-2	Oral Roberts	Tulsa, Okla.
4/20	L, 7-8	Tennessee*	Knoxville, Tenn.
4/21	L, 3-6	Tennessee*	Knoxville, Tenn.
4/22	W, 14-1	Tennessee*	Knoxville, Tenn.
4/24	L, 5-6	Oklahoma State	Tulsa, Okla.
4/27	L, 4-5	Kentucky*	Lexington, Ky.
4/28	W, 16-11	Kentucky*	Lexington, Ky.
4/29	W, 9-5	Kentucky*	Lexington, Ky.
5/1	W, 10-0	Oral Roberts	Fayetteville
5/4	W, 8-1	LSU*	Fayetteville
5/5	W, 5-4	LSU*	Fayetteville
5/6	W, 4-3	LSU*	Fayetteville
5/11	L, 6-11	Alabama*	Tuscaloosa, Ala.
5/12	L, 9-10	Alabama*	Tuscaloosa, Ala.
5/13	L, 6-8	Alabama*	Tuscaloosa, Ala.

* - SEC Game

2002 (35-28; 13-14 5th SEC West)			
Norm DeBriyn			
Date	Result	Opponent	Location
2/11	W, 13-1	Missouri Southern	Fayetteville
2/12	W, 5-4	Oklahoma City	Fayetteville
2/15	W, 18-1	Air Force	Arlington, Texas
2/16	L, 2-3	SMS	Arlington, Texas
2/17	W, 7-1	Texas - Arlington	Arlington, Texas
2/22	L, 1-7	Long Beach State	Long Beach, Calif.
2/23	L, 0-4	Long Beach State	Long Beach, Calif.
2/24	W, 5-3	Long Beach State	Long Beach, Calif.
2/27	W, 7-1	Missouri Valley	Fayetteville
3/5	W, 10-1	SMS	Fayetteville
3/8	W, 5-2	McNeese State	Fayetteville
3/9	L, 9-14	McNeese State	Fayetteville
3/10	L, 1-4	McNeese State	Fayetteville
3/12	L, 1-7	Oklahoma	Norman, Okla.
3/15	L, 3-10	Georgia*	Athens, Ga.
3/16	L, 4-8	Georgia*	Athens, Ga.
3/17	W, 16-12 (10)	Georgia*	Athens, Ga.
3/19	W, 11-10	Missouri	Columbia, Mo.
3/20	W, 6-4	Saint Louis	St. Louis, Mo.
3/22	L, 5-9	Alabama*	Fayetteville
3/23	W, 10-0	Alabama*	Fayetteville
3/24	L, 1-4	Alabama*	Fayetteville
3/26	W, 16-4	Centenary	Fayetteville
3/27	W, 10-2	Centenary	Fayetteville
3/30	L, 3-4	Vanderbilt*	Nashville, Tenn.
4/3	W, 7-4	SMS	Springfield, Mo.
4/5	W, 7-4	South Carolina*	Fayetteville
4/6	W, 8-7 (15)	South Carolina*	Fayetteville
4/9	W, 9-6	Oklahoma	Fayetteville
4/12	L, 4-17	Mississippi State*	Starkville, Miss.
4/13	W, 7-3	Mississippi State*	Starkville, Miss.
4/14	L, 4-6	Mississippi State*	Starkville, Miss.
4/16	W, 14-0	Oral Roberts	Tulsa, Okla.
4/17	W, 5-1	Pittsburg (Kan.) State	Fayetteville
4/19	L, 9-14	Tennessee*	Fayetteville
4/20	W, 7-6 (12)	Tennessee*	Fayetteville
4/21	W, 9-2	Tennessee*	Fayetteville
4/23	L, 2-3	Wichita State	Fayetteville
4/26	L, 0-3	LSU*	Baton Rouge, La.
4/27	L, 0-8	LSU*	Baton Rouge, La.
4/29	L, 5-13	LSU*	Baton Rouge, La.
4/30	W, 6-3	Oral Roberts	Fayetteville
5/1	L, 7-10	SMS	Fayetteville
5/3	W, 5-1	Kentucky*	Fayetteville
5/4	L, 2-5	Kentucky*	Fayetteville

5/5	L, 0-1	Kentucky*	Fayetteville
5/10	W, 5-4	Ole Miss*	Oxford, Miss.
5/11	W, 11-5	Ole Miss*	Oxford, Miss.
5/12	W, 10-8	Ole Miss*	Oxford, Miss.
5/14	L, 1-5	Southeast Missouri St.	Fayetteville
5/15	L, 4-5	Southeast Missouri St.	Fayetteville
5/17	W, 18-5	Auburn*	Fayetteville
5/18	L, 3-7	Auburn*	Fayetteville
5/19	W, 4-1	Auburn*	Fayetteville
5/22	L, 1-10	South Carolina!	Hoover, Ala.
5/23	W, 7-3	Auburn!	Hoover, Ala.
5/24	L, 1-4	South Carolina!	Hoover, Ala.
5/31	W, 8-5	Oklahoma+	Wichita, Kan.
6/1	W, 7-6	Oral Roberts+	Wichita, Kan.
6/2	W, 11-6	Oral Roberts+	Wichita, Kan.
6/7	W, 9-6	Clemson\$	Clemson, S.C.
6/8	L, 7-8	Clemson\$	Clemson, S.C.
6/9	L, 4-7	Clemson\$	Clemson, S.C.

* - SEC Game

! - SEC Tournament

+ - NCAA Wichita Regional

\$ - NCAA Clemson Super Regional

2003 (35-22; 14-16 6th SEC West)			
Dave Van Horn			
Date	Result	Opponent	Location
2/11	W, 9-5	Creighton	Fayetteville
2/14	W, 5-1	Eastern Illinois	Fayetteville
2/15	W, 17-3	Eastern Illinois	Fayetteville
2/21	W, 8-1	Navy	Memphis, Tenn.
2/23	W, 10-9	Memphis	Memphis, Tenn.
3/1	W, 8-7 (11)	Illinois - Chicago	Fayetteville
3/1	W, 6-4	Illinois - Chicago	Fayetteville
3/2	W, 13-2	Illinois - Chicago	Fayetteville
3/4	W, 6-2	Western Michigan	Fayetteville
3/5	W, 4-3	Western Michigan	Fayetteville
3/7	L, 8-9	Kansas State	Manhattan, Kan.
3/9	W, 12-4	Kansas State	Fayetteville
3/10	W, 4-3	Kansas State	Fayetteville
3/10	W, 18-5	Kansas State	Fayetteville
3/11	W, 2-1	Kansas	Fayetteville
3/14	L, 2-7	South Carolina*	Columbia, S.C.
3/16	W, 2-1	South Carolina*	Columbia, S.C.
3/16	W, 4-1	South Carolina*	Columbia, S.C.
3/19	W, 14-9	Centenary	Shreveport, La.
3/19	W, 19-7	Louisiana Tech	Shreveport, La.
3/21	L, 3-4 (10)	Mississippi State*	Fayetteville
3/22	L, 3-8	Mississippi State*	Fayetteville
3/23	L, 1-5	Mississippi State*	Fayetteville

3/25	W, 5-4	SMS	Fayetteville
3/28	W, 9-2	Kentucky*	Lexington, Ky.
3/29	W, 2-1	Kentucky*	Lexington, Ky.
3/30	W, 10-9	Kentucky*	Lexington, Ky.
4/1	W, 9-3	Oral Roberts	Fayetteville
4/4	W, 9-4	Georgia*	Fayetteville
4/5	W, 14-3	Georgia*	Fayetteville
4/6	L, 4-10	Georgia*	Fayetteville
4/11	L, 4-6	Vanderbilt*	Fayetteville
4/12	W, 17-7	Vanderbilt*	Fayetteville
4/13	W, 8-5	Vanderbilt*	Fayetteville
4/15	W, 8-2	Oral Roberts	Tulsa, Okla.
4/18	W, 9-7	Auburn*	Auburn, Ala.
4/19	W, 11-6	Auburn*	Auburn, Ala.
4/20	L, 2-5	Auburn*	Auburn, Ala.
4/22	L, 5-6 (10)	Wichita State	Wichita, Kan.
4/25	L, 2-10	Alabama*	Tuscaloosa, Ala.
4/26	L, 3-6	Alabama*	Tuscaloosa, Ala.
4/27	L, 2-14	Alabama*	Tuscaloosa, Ala.
4/29	W, 7-3	Missouri Southern	Fayetteville
5/2	L, 2-5	Ole Miss*	Fayetteville
5/3	W, 7-6	Ole Miss*	Fayetteville
5/4	W, 6-3	Ole Miss*	Fayetteville
5/9	L, 0-1 (12)	Tennessee*	Knoxville, Tenn.
5/10	L, 1-8	Tennessee*	Knoxville, Tenn.
5/11	L, 3-4 (11)	Tennessee*	Knoxville, Tenn.
5/16	L, 3-11	LSU*	Fayetteville
5/17	W, 6-5 (10)	LSU*	Fayetteville
5/18	L, 2-6	LSU*	Fayetteville
5/22	L, 4-5	LSU!	Hoover, Ala.
5/23	L, 7-8 (11)	Ole Miss!	Hoover, Ala.
5/30	L, 2-3	Lamar +	Austin, Texas
5/31	W, 10-7	Bucknell+	Austin, Texas
5/31	L, 6-7 (11)	Lamar +	Austin, Texas

* - SEC Game

! - SEC Tournament

+ - NCAA Austin Regional

2004 (45-24; 19-11 1st SEC West; SEC Champions)			
Dave Van Horn			
Date	Result	Opponent	Location
2/13	W, 2-0	Louisiana Tech	Fayetteville
2/14	W, 22-2	Louisiana Tech	Fayetteville
2/15	W, 13-2	Louisiana Tech	Fayetteville
2/20	W, 14-7	St. John's	Fayetteville
2/21	W, 6-5	St. John's	Fayetteville
2/22	W, 14-3	St. John's	Fayetteville
2/24	W, 7-1	McNeese State	Fayetteville
2/25	W, 7-2	McNeese State	Fayetteville



Baum Stadium has become the crown jewel of collegiate baseball stadiums and is regularly referred to as the best collegiate stadium in the country.

HAZARBACKS

COACHES

PLAYERS

BAUM STADIUM

2010 SEASON

2011 OPPONENTS

HISTORY

UNIVERSITY



Dave Van Horn took over the Arkansas program in 2003 and boasts a 276-158 record with the Razorbacks.

2/27	L, 1-3	New Mexico	College Station, Texas	5/28	W, 4-1	Tennessee!	Hoover, Ala.
2/27	L, 5-7	Texas A&M	College Station, Texas	5/29	L, 2-3	South Carolina!	Hoover, Ala.
2/28	W, 13-3	New Mexico	College Station, Texas	6/4	W, 4-1	Le Moyne+	Fayetteville
2/28	W, 6-4	Texas A&M	College Station, Texas	6/5	L, 1-4	Wichita State+	Fayetteville
2/29	L, 7-9	Texas A&M	College Station, Texas	6/5	W, 10-7	Missouri+	Fayetteville
2/29	W, 5-2	New Mexico	College Station, Texas	6/6	W, 11-9	Wichita State+	Fayetteville
3/6	L, 1-4	Texas-Pan American	Edinburg, Texas	6/6	W, 4-3	Wichita State+	Fayetteville
3/7	L, 4-11	Texas-Pan American	Edinburg, Texas	6/11	W, 7-5	Florida State\$	Fayetteville
3/12	W, 4-3	Illinois - Chicago	Fayetteville	6/12	W, 4-2	Florida State\$	Fayetteville
3/14	L, 1-9	Illinois - Chicago	Fayetteville	6/18	L, 2-13	Texas#	Omaha, Neb.
3/16	W, 10-9	Centenary	Fayetteville	6/19	L, 2-7	Arizona#	Omaha, Neb.
3/17	W, 15-3	Centenary	Fayetteville	* - SEC Game			
3/19	L, 1-11	Florida*	Gainesville, Fla.	! - SEC Tournament			
3/20	W, 8-2	Florida*	Gainesville, Fla.	+ - NCAA Fayetteville Regional			
3/21	L, 6-7 (10)	Florida*	Gainesville, Fla.	\$ - NCAA Fayetteville Super Regional			
3/26	W, 5-3	South Carolina*	Fayetteville	# - College World Series			
3/27	W, 5-4	South Carolina*	Fayetteville	2005 (39-22; 13-17 T5th SEC West)			
3/28	L, 2-10	South Carolina*	Fayetteville	Dave Van Horn			
3/30	W, 10-4	Wichita State	Fayetteville	Date	Result	Opponent	Location
4/2	L, 3-6	Alabama*	Fayetteville	2/11	W, 13-3	Dallas Baptist	Dallas, Texas
4/3	W, 7-2	Alabama*	Fayetteville	2/12	W, 8-1	Dallas Baptist	Arlington, Texas
4/4	W, 11-6	Alabama*	Fayetteville	2/13	W, 2-1	Texas-Arlington	Arlington, Texas
4/6	L, 5-6 (16)	SMS	Fayetteville	2/13	W, 4-1 (12)	Texas-Arlington	Arlington, Texas
4/9	W, 11-8	LSU*	Baton Rouge, La.	2/18	W, 5-2	Louisiana Tech	Ruston, La.
4/10	W, 11-10	LSU*	Baton Rouge, La.	2/19	L, 8-10	Louisiana Tech	Ruston, La.
4/11	W, 7-5	LSU*	Baton Rouge, La.	2/20	W, 9-4	Louisiana Tech	Ruston, La.
4/13	L, 4-6	Oral Roberts	Fayetteville	2/25	W, 5-4	Minnesota	Fayetteville
4/16	W, 6-3	Vanderbilt*	Nashville, Tenn.	2/26	W, 12-3	Minnesota	Fayetteville
4/17	W, 9-4	Vanderbilt*	Nashville, Tenn.	2/27	W, 4-3	Minnesota	Fayetteville
4/18	L, 8-14	Vanderbilt*	Nashville, Tenn.	3/3	W, 7-4	Illinois-Chicago	Fayetteville
4/20	W, 5-2	Oklahoma State	Fayetteville	3/5	W, 15-4	Illinois-Chicago	Fayetteville
4/23	W, 9-4	Kentucky*	Fayetteville	3/6	W, 9-2	Illinois-Chicago	Fayetteville
4/24	W, 5-4	Kentucky*	Fayetteville	3/8	W, 11-7	Oklahoma State	Stillwater, Okla.
4/25	W, 11-10	Kentucky*	Fayetteville	3/11	W, 17-2	Eastern Illinois	Fayetteville
4/27	W, 8-4	Oral Roberts	Tulsa, Okla.	3/12	W, 12-1	Eastern Illinois	Fayetteville
4/30	L, 3-9	Tennessee*	Fayetteville	3/13	W, 6-0	Eastern Illinois	Fayetteville
5/1	W, 4-1	Tennessee*	Fayetteville	3/18	W, 9-1	South Carolina*	Columbia, S.C.
5/2	W, 5-3	Tennessee*	Fayetteville	3/19	L, 3-12	South Carolina*	Columbia, S.C.
5/7	L, 0-1	Ole Miss*	Oxford, Miss.	3/20	W, 5-3	South Carolina*	Columbia, S.C.
5/8	W, 3-1	Ole Miss*	Oxford, Miss.	3/22	W, 10-1	Centenary	Shreveport, La.
5/9	L, 3-5	Ole Miss*	Oxford, Miss.	3/23	W, 14-1	Centenary	Shreveport, La.
5/11	W, 13-2	Texas-Pan American	Fayetteville	3/25	L, 3-5	Mississippi State*	Fayetteville
5/15	L, 2-3	Mississippi State*	Starkville, Miss.	3/26	L, 4-13	Mississippi State*	Fayetteville
5/16	L, 4-5	Mississippi State*	Starkville, Miss.	3/27	W, 10-5	Mississippi State*	Fayetteville
5/16	W, 4-2	Mississippi State*	Starkville, Miss.	4/1	L, 1-5	Auburn*	Auburn, Ala.
5/21	W, 9-7	Auburn*	Fayetteville	4/2	L, 7-8	Auburn*	Auburn, Ala.
5/22	L, 4-7	Auburn*	Fayetteville	4/3	W, 8-6	Auburn*	Auburn, Ala.
5/23	W, 15-3	Auburn*	Fayetteville	4/5	W, 9-3	Northern Colorado	Fayetteville
5/26	L, 6-8	Tennessee!	Hoover, Ala.	4/6	W, 7-4	Northern Colorado	Fayetteville
5/27	W, 4-3	Ole Miss!	Hoover, Ala.				

4/8	W, 6-5	Vanderbilt*	Fayetteville	2/12	W, 8-7	South Alabama^	Mobile, Ala.
4/9	W, 5-4 (10)	Vanderbilt*	Fayetteville	2/17	W, 5-2	TCU%	Edinburg, Texas
4/10	W, 3-0	Vanderbilt*	Fayetteville	2/18	W, 15-7	Stephen F. Austin&	Edinburg, Texas
4/12	W, 15-8	Oral Roberts	Tulsa, Okla.	2/19	W, 13-2	Texas-Pan American&	Edinburg, Texas
4/13	W, 14-5	SMS	Fayetteville	2/24	W, 10-9	Louisiana Tech	Fayetteville
4/15	W, 9-4	Tennessee*	Knoxville, Tenn.	2/24	W, 13-2	Louisiana Tech	Fayetteville
4/16	L, 2-8	Tennessee*	Knoxville, Tenn.	2/25	W, 10-2	Louisiana Tech	Fayetteville
4/17	L, 3-4	Tennessee*	Knoxville, Tenn.	2/28	L, 2-5	Washington\$	Honolulu
4/19	W, 8-5	SMS	Springfield, Mo.	3/1	W, 12-4	Texas-Arlington\$	Honolulu
4/22	L, 7-10	LSU*	Fayetteville	3/2	W, 5-1	Hawai'i\$	Honolulu
4/23	L, 0-7	LSU*	Fayetteville	3/3	W, 5-3	Texas-Arlington\$	Honolulu
4/24	L, 0-6	LSU*	Fayetteville	3/4	W, 7-1	Cal State Northridge	Honolulu
4/26	W, 5-2	Oral Roberts	Fayetteville	3/10	W, 6-5	Cal State Northridge	Fayetteville
4/30	W, 8-5	Kentucky*	Lexington, Ky.	3/11	W, 8-1	Cal State Northridge	Fayetteville
4/30	L, 8-11	Kentucky*	Lexington, Ky.	3/12	W, 8-6	Cal State Northridge	Fayetteville
5/1	L, 1-7	Kentucky*	Lexington, Ky.	3/17	L, 3-6	Florida*	Gainesville, Fla.
5/6	W, 4-1	Florida*	Fayetteville	3/18	W, 4-2	Florida*	Gainesville, Fla.
5/7	W, 3-2 (10)	Florida*	Fayetteville	3/19	L, 7-8	Florida*	Gainesville, Fla.
5/8	L, 10-11	Florida*	Fayetteville	3/21	W, 10-2	Centenary	Fayetteville
5/13	W, 5-4	Alabama*	Tuscaloosa, Ala.	3/22	W, 8-5	Centenary	Fayetteville
5/14	L, 2-5	Alabama*	Tuscaloosa, Ala.	3/24	L, 0-2	Georgia*	Fayetteville
5/15	W, 3-2	Alabama*	Tuscaloosa, Ala.	3/25	L, 7-8	Georgia*	Fayetteville
5/20	L, 3-5	Ole Miss*	Fayetteville	3/26	W, 5-4 (10)	Georgia*	Fayetteville
5/21	L, 2-10	Ole Miss*	Fayetteville	3/28	W, 4-3 (11)	Wichita State	Wichita, Kan.
5/22	L, 1-9	Ole Miss*	Fayetteville	3/31	W, 6-1	Tennessee*	Fayetteville
5/25	L, 8-9	Florida!	Hoover, Ala.	4/1	L, 6-11	Tennessee*	Fayetteville
5/26	L, 4-5	Alabama!	Hoover, Ala.	4/2	W, 13-11	Tennessee*	Fayetteville
6/3	W, 9-5	Miami (Ohio)+	Austin, Texas	4/4	L, 5-10	Missouri State	Fayetteville
6/4	W, 9-2	Texas+	Austin, Texas	4/7	L, 1-7	Vanderbilt*	Nashville, Tenn.
6/5	L, 8-19	Texas+	Austin, Texas	4/8	W, 5-3	Vanderbilt*	Nashville, Tenn.
6/6	L, 2-5	Texas+	Austin, Texas	4/9	W, 4-3	Vanderbilt*	Nashville, Tenn.

* - SEC Game

! - SEC Tournament

+ - NCAA Austin Regional

2006 (39-21; 18-12 2nd SEC West)

Date	Result	Opponent	Location
2/10	W, 4-1	George Mason^	Mobile, Ala.
2/11	W, 3-0	Oklahoma State^	Mobile, Ala.
4/16	L, 5-7	Kentucky*	Fayetteville
4/18	W, 2-1	Northern Colorado	Fayetteville
4/19	L, 2-4	Northern Colorado	Fayetteville
4/22	W, 6-2	Mississippi State*	Starkville, Miss.
4/22	L, 8-9	Mississippi State*	Starkville, Miss.
4/23	W, 6-4	Mississippi State*	Starkville, Miss.



Scott Hode hit .293 with seven home runs and a team-leading 53 RBI to lead Arkansas to the College World Series in 2004.



ALL - TIME RESULTS



In three years at Arkansas, Nick Schmidt went 22-8 with a 2.83 ERA. The southpaw was the No. 23 pick of the San Diego Padres in the 2007 MLB Draft, Arkansas' highest pick since Jeff King went No. 1 in 1986.

4/28	L, 6-7	LSU*	Baton Rouge, La.
4/29	W, 4-2	LSU*	Baton Rouge, La.
4/30	L, 5-7	LSU*	Baton Rouge, La.
5/2	L, 4-5	Oral Roberts	Tulsa, Okla.
5/5	W, 4-3 (11)	Alabama*	Fayetteville
5/6	W, 13-6	Alabama*	Fayetteville
5/7	W, 5-3	Alabama*	Fayetteville
5/12	W, 12-3	Ole Miss*	Oxford, Miss.
5/13	L, 3-7	Ole Miss*	Oxford, Miss.
5/14	L, 4-5	Ole Miss*	Oxford, Miss.
5/18	W, 6-3	Auburn*	Fayetteville
5/19	W, 10-5	Auburn*	Fayetteville
5/20	W, 11-2	Auburn*	Fayetteville
5/24	L, 4-9	Ole Miss!	Hoover, Ala.
5/25	L, 3-4	Alabama!	Hoover, Ala.
6/2	L, 3-4 (11)	Oral Roberts+	Fayetteville
6/3	W, 6-2	Princeton+	Fayetteville
6/4	L, 5-6	Oklahoma State+	Fayetteville

^ - Jaguar Invitational

% - Al Ogletree Classic

\$ - Rainbow Baseball Tournament

* - SEC Game

! - SEC Tournament

+ - NCAA Fayetteville Regional

2007 (43-21; 18-12 1st SEC West)

Dave Van Horn

Date	Result	Opponent	Location
2/2	W, 4-2	Louisiana Tech	Ruston, La.
2/3	L, 2-9	Louisiana Tech	Ruston, La.
2/4	W, 6-2	Louisiana Tech	Ruston, La.
2/9	W, 13-1	Troy	Troy, Ala.
2/10	L, 8-13	Troy	Troy, Ala.
2/11	W, 16-2	Troy	Troy, Ala.
2/18	W, 8-3	Wisconsin-Milwaukee	Fayetteville
2/18	W, 28-2	Wisconsin-Milwaukee	Fayetteville
2/19	W, 8-1	Wisconsin-Milwaukee	Fayetteville
2/23	W, 12-1	Illinois State	Fayetteville
2/24	L, 10-12	Illinois State	Fayetteville
2/25	W, 9-8 (10)	Illinois State	Fayetteville
3/2	L, 4-5	Ole Miss*	Minneapolis, Minn.
3/4	W, 5-1	Minnesota*	Minneapolis, Minn.
3/4	L, 5-10	Minnesota*	Minneapolis, Minn.
3/9	W, 8-7	Kansas	Fayetteville
3/10	W, 4-0	Kansas	Fayetteville
3/11	W, 5-2	Kansas	Fayetteville
3/13	W, 10-2	Oral Roberts	Fayetteville
3/16	W, 10-2	Kentucky*	Lexington, Ky.
3/17	L, 5-7	Kentucky*	Lexington, Ky.
3/18	W, 14-5	Kentucky*	Lexington, Ky.
3/21	W, 16-14	Centenary	Shreveport, La.

3/23	W, 8-7 (10)	Vanderbilt	Fayetteville
3/24	L, 3-6	Vanderbilt	Fayetteville
3/25	W, 8-3	Vanderbilt	Fayetteville
3/27	L, 3-5	Oral Roberts	Tulsa, Okla.
3/30	W, 6-2	Tennessee*	Knoxville, Tenn.
3/31	W, 4-3	Tennessee*	Knoxville, Tenn.
4/1	W, 11-7	Tennessee*	Knoxville, Tenn.
4/3	W, 14-6	Northern Colorado	Fayetteville
4/4	W, 9-7	Northern Colorado	Fayetteville
4/6	L, 9-11	Mississippi State*	Fayetteville
4/7	L, 1-2	Mississippi State*	Fayetteville
4/8	W, 9-3	Mississippi State*	Fayetteville
4/11	W, 2-0	Missouri State	Fayetteville
4/14	W, 14-3	Florida*	Fayetteville
4/14	W, 7-1	Florida*	Fayetteville
4/15	W, 10-7	Florida*	Fayetteville
4/18	W, 16-2	Missouri State	Springfield, Mo.
4/20	L, 1-6	Georgia*	Athens, Ga.
4/21	W, 7-6 (10)	Georgia*	Athens, Ga.
4/22	W, 9-3	Georgia*	Athens, Ga.
4/25	W, 10-2	Wichita State	Fayetteville
4/27	W, 12-1	Auburn*	Auburn, Ala.
4/28	L, 9-11	Auburn*	Auburn, Ala.
4/29	W, 8-1	Auburn*	Auburn, Ala.
5/4	L, 5-6	LSU*	Fayetteville
5/5	W, 5-0	LSU*	Fayetteville
5/6	L, 3-5	LSU*	Fayetteville
5/11	L, 0-10	Alabama*	Tuscaloosa, Ala.
5/12	W, 12-5	Alabama*	Tuscaloosa, Ala.
5/13	L, 5-9	Alabama*	Tuscaloosa, Ala.
5/17	L, 4-5	Ole Miss*	Fayetteville
5/18	W, 4-3 (10)	Ole Miss*	Fayetteville
5/19	L, 0-5	Ole Miss*	Fayetteville
5/23	W, 6-0	Alabama!	Hoover, Ala.
5/24	W, 6-0	South Carolina!	Hoover, Ala.
5/26	W, 3-2	South Carolina!	Hoover, Ala.
5/27	L, 4-7	Vanderbilt!	Hoover, Ala.
6/1	W, 9-0	Albany+	Fayetteville
6/2	L, 3-14	Oklahoma State+	Fayetteville
6/3	W, 6-0	Creighton+	Fayetteville
6/3	L, 6-7	Oklahoma State+	Fayetteville

^ - Dairy Queen Classic

* - SEC Game

! - SEC Tournament

+ - NCAA Fayetteville Regional

2008 (34-24; 14-15 4th SEC West)

Dave Van Horn

Date	Result	Opponent	Location
2/22	W, 9-4	Wright State	Fayetteville
2/23	W, 5-4	Wright State	Fayetteville

2/24	W, 7-3	Wright State	Fayetteville
2/27	W, 2-1	Kansas	Fayetteville
2/29	W, 9-8	Louisiana Tech^	College Station, Texas
3/1	L, 7-15	Texas A&M^	College Station, Texas
3/2	W, 8-6	Ohio State^	College Station, Texas
3/5	W, 13-1	South Dakota State	Fayetteville
3/5	W, 20-4	South Dakota State	Fayetteville
3/7	W, 14-5	Siena	Fayetteville
3/8	W, 17-2	Siena	Fayetteville
3/9	W, 10-4	Siena	Fayetteville
3/11	L, 5-6	Arizona State	Tempe, Ariz.
3/12	L, 4-7	Arizona State	Tempe, Ariz.
3/14	W, 5-1	Georgia*	Fayetteville

3/15	L, 11-15	Georgia*	Fayetteville
3/16	L, 2-13	Georgia*	Fayetteville
3/18	L, 1-6	Nebraska	Lincoln, Neb.
3/19	W, 9-4	Nebraska	Lincoln, Neb.
3/21	L, 7-8 (11)	LSU*	Baton Rouge, La.
3/22	W, 14-13 (10)	LSU*	Baton Rouge, La.
3/23	L, 2-4	LSU*	Baton Rouge, La.
3/25	W, 9-0	Centenary	Fayetteville
3/26	L, 1-5	Centenary	Fayetteville
3/29	L, 5-6 (12)	Vanderbilt*	Nashville, Tenn.
3/30	L, 2-6	Vanderbilt*	Nashville, Tenn.
4/1	W, 7-6 (10)	Missouri State	Springfield, Mo.
4/4	L, 2-5	Auburn*	Fayetteville
4/5	W, 5-4	Auburn*	Fayetteville
4/6	L, 10-12 (10)	Auburn*	Fayetteville
4/8	L, 4-9	Oral Roberts	Fayetteville
4/11	W, 2-1	Florida*	Gainesville, Fla.
4/12	L, 1-6	Florida*	Gainesville, Fla.
4/13	W, 10-4	Florida*	Gainesville, Fla.
4/15	L, 2-12	Oral Roberts	Tulsa, Okla.
4/16	W, 9-1	Alcorn State	Fayetteville
4/18	W, 5-4	Tennessee*	Fayetteville
4/19	W, 5-4 (10)	Tennessee*	Fayetteville
4/20	L, 6-7 (10)	Tennessee*	Fayetteville
4/22	W, 9-2	Northern Colorado	Fayetteville
4/23	W, 9-1	Northern Colorado	Fayetteville
4/25	L, 4-12	Ole Miss*	Oxford, Miss.
4/26	W, 13-11 (10)	Ole Miss*	Oxford, Miss.
4/27	W, 12-4	Ole Miss*	Oxford, Miss.
4/30	W, 14-6	Missouri State	Fayetteville
5/2	L, 7-11	Alabama*	Fayetteville
5/3	L, 6-11	Alabama*	Fayetteville
5/4	W, 5-4	Alabama*	Fayetteville
5/9	W, 12-11	South Carolina*	Fayetteville
5/10	W, 6-3	South Carolina*	Fayetteville
5/11	W, 4-2	South Carolina*	Fayetteville
5/12	W, 12-3	Mississippi Valley State	Fayetteville
5/15	L, 5-6	Mississippi State*	Starkville, Miss.
5/16	L, 5-6	Mississippi State*	Starkville, Miss.
5/17	W, 15-10	Mississippi State*	Starkville, Miss.
5/19	W, 12-6	Western Illinois	Fayetteville
5/30	L, 3-4	Pepperdine+	Palo Alto, Calif.
5/31	L, 1-5	Stanford+	Palo Alto, Calif.

^ - Dominos Pizza Classic

* - SEC Game

+ - NCAA Stanford Regional



Jess Todd was an integral part of Arkansas' stellar pitching staff in 2007. He was one of three pitchers to be drafted in the first two rounds of the MLB Draft.

HAZORBACKS

COACHES

PLAYERS

BAUM STADIUM

2010 SEASON

2011 OPPONENTS

HISTORY

UNIVERSITY



Arkansas advanced to the College World Series for the sixth time in program history with a two-game sweep of Florida State in the 2009 Tallahassee Super Regional.

2009 (41-24; 14-15 4th SEC West)				4/11	L, 6-13	Vanderbilt*	Fayetteville	6/19	L, 5-14	LSU%	Omaha, Neb.	3/30	W, 18-2	Centenary	Fayetteville
Dave Van Horn				4/14	L, 2-3	La.-Monroe	Fayetteville	* - SEC Game				3/31	W, 9-4	Centenary	Fayetteville
Date	Result	Opponent	Location	4/15	W, 10-9 (10)	La.-Monroe	Fayetteville	! - SEC Tournament				4/2	L, 8-12	Kentucky*	Fayetteville
2/20	W, 4-2	Washington St.	Fayetteville	4/17	L, 3-4	Georgia*	Athens, Ga.	+ - NCAA Norman Regional				4/3	W, 10-1	Kentucky*	Fayetteville
2/20	W, 7-5 (10)	Washington St.	Fayetteville	4/18	L, 3-4	Georgia*	Athens, Ga.	\$ - NCAA Tallahassee Super Regional				4/4	W, 17-16	Kentucky*	Fayetteville
2/22	W, 4-3	Washington St.	Fayetteville	4/19	W, 2-0	Georgia*	Athens, Ga.	% - College World Series				4/7	W, 32-8	Saint Louis	Fayetteville
2/24	L, 3-9	Kansas	Fayetteville	4/21	W, 9-6	Oral Roberts	Tulsa, Okla.					4/9	W, 8-3	Mississippi State*	Starkville, Miss.
2/25	W, 9-8 (10)	Kansas	Fayetteville	4/24	W, 9-3	Tennessee*	Knoxville, Tenn.	2010 (43-21; 18-12 2nd SEC West)				4/10	W, 8-5	Mississippi State*	Starkville, Miss.
2/27	W, 8-7 (10)	Western Illinois	Fayetteville	4/25	L, 4-5	Tennessee*	Knoxville, Tenn.	Dave Van Horn				4/11	W, 13-3	Mississippi State*	Starkville, Miss.
3/3	W, 7-3	Valparaiso	Fayetteville	4/26	W, 15-8	Tennessee*	Knoxville, Tenn.	Date	Result	Opponent	Location	4/13	W, 4-3 (11)	New Mexico	Fayetteville
3/6	W, 5-4 (10)	California	Fayetteville	4/28	W, 8-7 (10)	Oklahoma	Fayetteville	2/19	W, 10-2	Ball State	Fayetteville	4/14	W, 5-4	New Mexico	Fayetteville
3/7	L, 6-12	California	Fayetteville	5/2	W, 11-4	LSU*	Fayetteville	2/20	L, 2-5	Ball State	Fayetteville	4/16	W, 10-2	Georgia*	Fayetteville
3/8	W, 13-3	California	Fayetteville	5/2	L, 0-5	LSU*	Fayetteville	2/21	W, 9-3	Ball State	Fayetteville	4/17	W, 10-2	Georgia*	Fayetteville
3/10	L, 3-8	Centenary	Shreveport, La.	5/3	L, 3-4	LSU*	Fayetteville	2/26	W, 10-1	Troy	Fayetteville	4/18	W, 13-5	Georgia*	Fayetteville
3/13	W, 11-4	Florida*	Fayetteville	5/8	L, 1-2	Alabama*	Tuscaloosa, Ala.	2/27	W, 10-8	Troy	Fayetteville	4/20	W, 9-5	Oral Roberts	Fayetteville
3/14	W, 8-4	Florida*	Fayetteville	5/9	L, 6-8	Alabama*	Tuscaloosa, Ala.	2/28	W, 7-6	Troy	Fayetteville	4/23	W, 8-3	Florida*	Gainesville, Fla.
3/15	W, 4-2	Florida*	Fayetteville	5/10	L, 5-6	Alabama*	Tuscaloosa, Ala.	3/2	W, 15-3	Kansas	Fayetteville	4/24	L, 2-8	Florida*	Gainesville, Fla.
3/17	W, 7-3	Nebraska	Fayetteville	5/12	W, 3-2	Oral Roberts	Fayetteville	3/5	W, 7-3	California	Berkeley, Calif.	4/25	L, 1-2	Florida*	Gainesville, Fla.
3/18	L, 4-7	Nebraska	Fayetteville	5/14	L, 5-7	Ole Miss*	Fayetteville	3/6	W, 9-5	California	Berkeley, Calif.	4/28	W, 5-4	Missouri State	Fayetteville
3/20	W, 3-2	Auburn*	Auburn, Ala.	5/15	L, 3-9	Ole Miss*	Fayetteville	3/7	L, 0-6	California	Berkeley, Calif.	4/30	W, 9-4	Auburn*	Fayetteville
3/21	W, 10-6	Auburn*	Auburn, Ala.	5/16	L, 3-16	Ole Miss*	Fayetteville	3/9	L, 2-3	South Dakota State	Fayetteville	5/1	L, 7-8	Auburn*	Fayetteville
3/22	W, 12-6	Auburn*	Auburn, Ala.	5/20	W, 8-5	Florida!	Hoover, Ala.	3/10	W, 21-2	South Dakota State	Fayetteville	5/2	L, 2-13	Auburn*	Fayetteville
3/25	W, 10-0	Missouri St.	Fayetteville	5/21	L, 1-2 (10)	Georgia!	Hoover, Ala.	3/12	W, 14-6	Wisconsin-Milwaukee	Fayetteville	5/7	W, 11-4	Ole Miss*	Oxford, Miss.
3/27	W, 20-9	Mississippi State*	Fayetteville	5/22	W, 10-7	Florida!	Hoover, Ala.	3/13	W, 7-0	Wisconsin-Milwaukee	Fayetteville	5/8	L, 2-3	Ole Miss*	Oxford, Miss.
3/29	W, 5-1	Mississippi State*	Fayetteville	5/23	L, 1-11 (7)	Vanderbilt!	Hoover, Ala.	3/14	W, 3-2 (10)	Wisconsin-Milwaukee	Fayetteville	5/9	W, 7-0	Ole Miss*	Oxford, Miss.
3/29	L, 4-12	Mississippi State*	Fayetteville	5/29	W, 10-3	Washington St. +	Norman, Okla.	3/19	W, 6-3	LSU*	Baton Rouge, La.	5/11	W, 5-4 (10)	Louisiana Tech*	North Little Rock
3/31	W, 2-0	Missouri St.	Springfield, Mo.	5/30	W, 17-6	Oklahoma +	Norman, Okla.	3/20	L, 7-8	LSU*	Baton Rouge, La.	5/14	L, 2-3	South Carolina*	Fayetteville
4/3	W, 6-4	South Carolina*	Columbia, S.C.	5/31	W, 11-0	Oklahoma +	Norman, Okla.	3/21	L, 1-5	LSU*	Baton Rouge, La.	5/15	L, 0-5	South Carolina*	Fayetteville
4/4	L, 1-9	South Carolina*	Columbia, S.C.	6/5	W, 7-2	Florida St.\$	Tallahassee, Fla.	3/23	W, 3-2	McNeese State	Lake Charles, La.	5/16	L, 3-5	South Carolina*	Fayetteville
4/5	W, 7-4	South Carolina*	Columbia, S.C.	6/6	W, 9-8	Florida St.\$	Tallahassee, Fla.	3/24	W, 7-6	McNeese State	Lake Charles, La.	5/18	L, 2-5	Oklahoma	Norman, Okla.
4/7	W, 7-3	Arizona St.	Fayetteville	6/13	W, 10-6	Cal St. Fullerton%	Omaha, Neb.	3/26	W, 9-8	Alabama*	Fayetteville	5/20	L, 3-4	Vanderbilt*	Nashville, Tenn.
4/8	W, 8-9	Arizona St.	Fayetteville	6/15	L, 1-9	LSU%	Omaha, Neb.	3/27	W, 4-3	Alabama*	Fayetteville	5/21	W, 4-3	Vanderbilt*	Nashville, Tenn.
4/10	L, 0-7	Vanderbilt*	Fayetteville	6/17	W, 4-3 (12)	Virginia	Omaha, Neb.	3/28	W, 10-5	Alabama*	Fayetteville	5/22	W, 7-5	Vanderbilt*	Nashville, Tenn.

- * - SEC Game
- % - Game played at Dickey-Stephens Park
- ! - SEC Tournament
- + - NCAA Fayetteville Regional
- \$ - NCAA Tempe Super Regional

UNIVERSITY OF ARKANSAS



KNOWLEDGE

UNIVERSITY OF ARKANSAS A PORTRAIT OF THE STATE'S FLAGSHIP. LAND-GRANT UNIVERSITY

The University of Arkansas, the flagship campus of the University of Arkansas System, resides on a former hilltop farm overlooking the Ozark Mountains to the south. At the University's founding in 1871, the site was described as "second to none in the state of Arkansas."

Located in Fayetteville, the university is both the major land-grant university for Arkansas and the state university. The university was created under the Morrill Land-Grant College Act of 1862, whereby federal land sales provided funds for new colleges devoted to agriculture and the mechanic arts, scientific and classical studies, and military tactics, all designed for the liberal and practical education of the industrial classes. The university's founding satisfied the provision in the Arkansas Constitution of 1868 that the General Assembly establish and maintain a state university.

Citizens in Fayetteville and surrounding Washington County raised \$130,000 to secure the university's location in a state-wide competition sparked by the General Assembly's Organic Act of 1871, providing for the "location, organization and maintenance of the Arkansas Industrial University with a normal department [i.e., teacher education] therein."

Today, the University of Arkansas encompasses more than 130 buildings on 345 acres and provides nearly 200 academic programs, more than some universities twice its size. At the same time, it maintains a low student-to-faculty ratio (currently 17:1) that makes personal attention possible. The university promotes undergraduate research in virtually every discipline and makes higher education affordable with competitively priced tuition and generous financial aid.

WORLD-CLASS FACULTY

The campus culture places high value on excellent teaching. At this mainly residential campus, the faculty numbers nearly 1,000, of which almost 95 percent are full-time. Nine of every 10 faculty members hold either a doctorate or terminal degree in their field, and more than 65 percent of the faculty is tenured.

DID YOU KNOW?

7

Fayetteville ranks No. 7 on the Forbes.com's list of "Top 10 College Towns."

14

Razorback basketball is ranked #14 on the Forbes.com's list of "College Basketball's 20 Most Valuable Teams".

NUMEROUS

Arkansas is home to Rhodes, Marshall, Goldwater, Udall, NSF and James Madison recipients.

120,000

Senior Walk features names of more than 120,000 graduates.

100

Arkansas presses publish nearly 100 books each year.

700

More than \$700 million in construction projects were completed in the past decade

The instructional mission is aided by the Cordes Teaching and Faculty Support Center, a program run by faculty for faculty. The center involves as many as 400 faculty and nearly 200 teaching assistants per year in regularly scheduled programs, seminars, workshops and an annual off-campus teaching retreat as well as individual assistance to update and enhance their teaching methods.


This emphasis is reinforced by the University of Arkansas Teaching Academy, which consists of faculty recognized by their peers, colleges and the larger university for teaching excellence. In 2000, the academy began producing Inquiry,

OLD MAIN

One of the original buildings of Arkansas' campus, Old Main symbolizes the strong connection to the past and the focus upon the future which come together in the present at the University of Arkansas. Completed in 1876, Old Main stood the test of time until the mid-1980s when age and modern building codes threatened to send it to the wrecking ball as it did its sister building at the University of Illinois. A major fund-raising campaign by alumni totally renovated Old Main. Reopening in 1992, the building maintains the feel of a Victorian-era building with high ceilings and elaborate wooden trim. Just below the surface of the period hardwood floors, Old Main is hard-wired to the internet and built to last well into its second century.

Even with renovation, Old Main remained unfinished until 2006. One of the gifts during the Campaign for the Twenty-First Century specified the installation of a clock, originally planned for the blank faces of the south tower.

As mentioned, Old Main was built from shared plans with its counterpart on the Illinois campus, with one important difference. The north tower of Arkansas' Old Main is taller than the south tower. Legend says this was symbolic of the Civil War as the lead engineer was a northern veteran.





the first undergraduate research journal published by an Arkansas institution of higher learning.

WORLD-CLASS FACILITIES

Over \$700 million in construction projects were completed on campus in the past decade, are now under construction or are in the planning stages. These include plans to upgrade or renovate several of our historic buildings. The university is also engaged in an ambitious program to improve the energy efficiency of 35 of our buildings, in an on-going effort to create a sustainable campus.

WORLD-CLASS SUPPORT

Investment in the future is critical, and the unprecedented Campaign for the Twenty-First Century that concluded in 2006 resulted in a billion dollar infusion of gifts to the University of Arkansas. The effort included the largest single gift to a U.S. public university in the history of American philanthropy: a \$300 million gift from the Walton Family Charitable Trust. Primary among the programs created by the Walton gift was the designation of \$200 million toward the establishment of the Honors College.

That kind of commitment from the state and the region is not uncommon. It was the effort of the city of Fayetteville and Washington County in submitting the highest bid to the state in the 1870s that resulted in the University of Arkansas opening its doors here on Jan. 22, 1872.

SENIOR WALK

The University of Arkansas is proud to be the last university in the nation maintaining what once was a common tradition of etching its graduates' names into the campus sidewalks. The 100,000th graduate's name went down in cement during the 1990s. The names on Senior Walk stretch over five miles of campus sidewalks.

The story of Senior Walk is a perfect example of how the University of Arkansas brings its commitment to the past together with innovations for the future. When the costs involved in hand-etching names into concrete forced numerous other universities to give up, the University of Arkansas turned to its physical plant and engineering school grads to create a one-of-a-kind computerized sandblasting machine -- the SandHog. Each summer, the SandHog roars across the front lawn of Old Main, etching the names of graduates into sidewalks.

COLLEGES AND SCHOOLS OF THE UNIVERSITY OF ARKANSAS

Honors College

Dale Bumpers College of Agricultural, Food and Life Sciences

Fay Jones School of Architecture

J. William Fulbright College of Arts and Sciences

Sam M. Walton College of Business

College of Education and Health Professions

College of Engineering

Global Campus

Graduate School

School of Law

BROAD RANGE OF DEGREES

At Arkansas, students can major in one of over 120 undergraduate disciplines, many of which prepare them for entry into graduate studies ranging from law to medicine.

TEN COLLEGES AND SCHOOLS: ONE UNIVERSITY

The University has five colleges, four schools and a global campus to provide a wide range of majors, from agricultural business to biological engineering, from architecture to nursing, from transporta-

tion and logistics to international relations, all taught by nationally acclaimed faculty.

A program in nanoscience that combines students and faculty in physics and engineering has made the university the leader in production of nanomaterials for universities across the country.

No matter what students choose to study the University of Arkansas has the programs, the faculty and the facilities to prepare them for the careers they want in the future.





RESEARCH

DISCOVERY THAT IS MAKING LIFE BETTER FOR ARKANSAS AND THE WORLD

The Carnegie Foundation categorizes the University of Arkansas as a research institution with "high research activity," placing it among the top 10 percent of universities nationwide. In simple terms, the university is in the top tier of 150 research universities among the nation's more than 4,000 post-secondary institutions — and growing in research activity and expenditures each year.

As a land-grant and state university, the institution considers research, scholarship and creative endeavor — all leading to the advancement of knowledge — a significant component of its primary mission. The university's faculty members are active researchers and scholars who consistently attract international attention in the arts, sciences, humanities, technology, business and education.

Research expenditures at the University of Arkansas for fiscal year now exceed \$117 million per year, making research activity a significant academic element at the university and an economic engine for the state. It's also not uncommon anymore for research awards to the university to rise at double-digit percentage rates, and such awards also are approaching the \$100 million level.

In addition to the work performed by faculty through individual and collaborative efforts in their academic departments, special research and outreach programs — often interdisciplinary — are conducted in approximately 50 centers and organized research units around campus.

AMONG THE LEADING-EDGE CENTERS AND RESEARCH ACTIVITIES:

- The RFID Research Center laboratory conducts research in the most efficient use of radio frequency identification and other wireless sensor technologies throughout the supply chain, with a particular emphasis on the retail supply chain. Positioned in northwest Arkansas at the epicenter of retail activity, the RFID Research Center laboratory is a multidisciplinary "supply chain in a box" devoted to examining the technology as used in retail, storeroom and warehouse environments.
- The Center for Sensing Technology and Research features a 9.4 Tesla Fourier transform mass spectrometer, which uses a high-powered magnet that improves the resolution of images of molecules and provides detailed information about their structure. Coupled with other instruments in the High Performance Mass Spectrometry Laboratory, the mass spectrometer offers high-resolution laser desorption mass spectrometry, which is not available at any other public laboratory in the country.



- The Chemical Hazards Research Center has the largest ultra-low-speed boundary layer wind tunnel in the world. The wind tunnel simulates releases of heavier-than-air gases into the atmosphere. It has been used to simulate potential disasters and to trace the path of disasters that have occurred, such as the catastrophic 1984 Union Carbide leak in Bhopal, India.

- The High Density Electronics Center has established itself as one of the top electronics packaging research and education facilities in the world. HiDEC has executed contracts from government and industry totaling more than \$30 million. Projects have ranged from multichip module design to the development and evaluation of new technologies and electronic products.

- The Center for Advanced Spatial Technologies has been recognized nationally for its data storage and retrieval warehouse, GeoStor, by the Urban & Regional Information Systems Association. The center works with people across campus in various disciplines, offering researchers the latest in innovative technologies. This has led to interdisciplinary collaboration in fields as diverse as engineering, agriculture, anthropology and sociology.



POINTS OF PRIDE

THE DISTINCTIVE CHARACTERISTICS OF THE UNIVERSITY OF ARKANSAS

UNIQUE TRADITIONS

Starting on Old Main's front step with the year 1876, the names of the more than 125,000 graduates have been chiseled into more than two miles of campus walkways, grouped by year of graduation. It's not uncommon to see alumni strolling Senior Walk to rediscover their own names and fond memories of accomplishment and fun.

Old Main, the university's signature building, designed in Second Empire architectural style, has come to symbolize higher education in Arkansas. Old Main is one of 11 campus buildings on the National Register of Historic Places. Today, it is the home to the J. William Fulbright College of Arts and Science, the largest academic college within the University of Arkansas.

The Inn at Carnall Hall and Ella's Restaurant comprise the university's own on-campus hospitality center. The beautiful, 50-room historic inn and five-star restaurant are both overseen by the hospitality and restaurant management academic program in the Dale Bumpers College of Agricultural, Food and Life Sciences. Carnall Hall was built in 1905 as the university's first women's residence hall. The building was named after Ella Carnall, one of the campus' first female faculty members.

THE FULBRIGHT LEGACY

Since its founding, the University of Arkansas has compiled a remarkable record of scientific, technological, intellectual and creative accomplishment. This accomplishment is exemplified by the late U.S. Senator J. William Fulbright, a Rhodes Scholar as a student and eventual president of the university (1939-41). Fulbright went on to serve at the national level, founding in 1946 the greatest international exchange program for faculty and students in the world.

Fulbright's injunction for academia guides the University of Arkansas to this day: "The highest function of higher education is the teaching of things in perspective, toward the purposes of enriching the life of the individual, cultivating the free and inquiring mind and advancing the effort to bring reason, justice and

humanity into the relations of men and nations."

The University of Arkansas has long been an institution of strong international orientation. In 1951, under U.S. State Department auspices, the University became the first land-grant institution in the nation to assemble an agricultural foreign mission. The object of that mission was to assist

Panama in establishing an agricultural teaching, research and extension program similar to the one that had been so successful in modernizing agriculture in the United States.

CHANGING THE WORLD

Some internationally significant ways that the University has – and is – changing the world:

- Barnett Sure, a University of Arkansas professor of agricultural chemistry, pioneered nutrition research

that led to the co-discovery of vitamin E, a vitamin high in antioxidants. His work also led to understanding of how vitamin E, amino acids and B vitamins affect reproduction and lactation.

- As world population grew during the 20th century, so did the contribution of research at the University of Arkansas. Marinus C. Kik, a professor of agricultural chemistry from 1927 to 1967, developed the process for parboiling rice, one of the most plentiful grains in undeveloped parts of the world. Kik's process increased retention of vitamins and shortened cooking time.

- In 1948, Silas Hunt became the first black person to integrate a traditionally white Southern university, enrolling in the University of Arkansas School of Law six years before the Brown v. Board of Education decision. Likewise, Edith Irby Jones soon after became the first black graduate from a Southern university, attaining her medical degree from the University of Arkansas for Medical Sciences. Both acts happened without litigation or protest.

- When John Pople and Walter Kohn received the 1998 Nobel Prize in Chemistry, they cited the research of University of Arkansas chemist Peter





Pulay as the building block for their prize-winning work. Early in his career, Pulay developed techniques for determining the shape and size of molecules that would permanently change the way scientists study matter. Today his approach is used by theoretical chemists around the world to determine the geometry of large, biologically important molecules.

- Two professors and a university alumnus – Harold Dulan, E.J. Ball and Lewis Callison – created the nation's first commercial variable annuity life insurance company, later bought by Aetna Insurance. Today, variable annuities are used worldwide in estate planning for participation in economic growth and as a hedge against inflation.

- In 1950, the University of Arkansas built the first American facility to integrate the study of fine arts. Edward Durell Stone, a former student who was by then an internationally recognized architect, designed the Fine Arts Center and followed on this early effort later to design the Kennedy Center for Arts in Washington, D.C. Other universities and colleges also followed Arkansas' example, developing cross-curricular exchanges so that artists, musicians, actors and designers could learn from each other and draw inspiration from other similar disciplines.

- Chemistry professor Paul Kuroda predicted that self-sustaining nuclear chain reactions could have occurred naturally in earth's geologic history. His prediction was later confirmed when scientists discovered a natural nuclear reactor in Gabon, Africa. In 1960, he predicted the existence of Plutonium-244 as an element present during the solar system's formation. Confirmation of his theory enabled scientists to more accurately date the sequence of events in the solar system's early history.

- The Master of Fine Arts in Creative Writing, a 60-hour program launched at the University of Arkansas in 1966, has grown into one of the most productive and highly ranked programs of its kind in America. Founded by English professors William Harrison and James Whitehead, later joined by Miller Williams, the program was an early catalyst in the transformation of the traditional study of literature into a demanding training ground for writers.

- University of Arkansas plant pathologists George Templeton, Roy Smith, David TeBeest and graduate student Jim Daniels conducted research in the early 1970s that led to the first biological herbicide for weed control in a field crop, later called Collego. Their work to avoid chemical herbicides led to worldwide development of safer biological herbicides and establishment of the Rosen Center for Alternative Pest Control at the University of Arkansas.

- Physics professors Allen Hermann and Zhengzhi Sheng mixed up a thallium-based material in 1988 that set the world's highest temperature at which superconductivity could be sustained, leading to new advances in the manufacture of high-density electronics. Their patented material held the record for more than

five years while researchers around the world raced to catch up.

- Professor Dwight Isely of the department of entomology is considered the father of insect pest management in the United States. His research identified the weak point in the life cycle of insects that made them particularly susceptible to control strategies. Through his work on cotton insect pests, the codling moth, the striped cucumber beetle, the southern corn rootworm and the rice water weevil, American Agriculture saved millions of dollars.

- Engineering professors at the University of Arkansas invented the next-best thing to the zip code – the wide-area bar code reader, which became the most widely implemented automated mail-sorting equipment in the world. By 2000, more than 15,000 bar code readers were used in every major Postal Service facility, increasing the efficiency of processing 20 billion pieces of mail a year at a savings of \$200 million.

- Former President William Jefferson Clinton and Secretary of State Hillary Rodham Clinton started their careers as faculty members of the University of Arkansas in the mid-1970s. While a law professor, Mr. Clinton made his first runs for political office, getting elected as the Arkansas attorney general in 1976. Mrs. Clinton founded the university's legal clinic, which still provides law students a chance to work with clients on legal problems.





CHANCELLOR

DR. G. DAVID GEARHART



Dr. G. David Gearhart became the chancellor of the University of Arkansas on July 1, 2008, following 10 years of service to the university as vice chancellor for university advancement. Previously he was senior vice president of Penn State University, during which time he was named a Fulbright Scholar, studying at Oxford University in Oxford, England.

His Bachelor of Arts degree is from Westminster College in Missouri. Both his law degree and his doctor of education degree are from the University of Arkansas. He is a native of Fayetteville.

Prior to being appointed chancellor, Dr. Gearhart oversaw the Campaign for the Twenty-First Century, the most successful capimore than \$1 billion for academic



tal campaign in Arkansas history, which raised programs.

As chancellor, Dr. Gearhart instituted the first mented a \$220 million campus building renovation as a campus-wide energy savings plan. He has also the arts on campus, including the establishment

Dr. Gearhart has additionally implemented a already resulted in over \$13 million in cost reduction and savings to the flagship campus. Campus enrollment has also grown by more than 10 percent in the last two years to almost 21,500 students. At the same time, diversity in the student body has increased significantly.

He and his wife of 35 years, Jane, have two children and one grandchild.

tuition freeze in 24 years and implementation and refurbishment plan, as well undertaken a renewed emphasis on of the "All Steinway Campus."

major cost savings program that has

DR. SHARON HUNT **FACULTY ATHLETIC REPRESENTATIVE**

Chancellor G. David Gearhart has appointed Dr. Sharon Hunt to be the faculty athletics representative for the University of Arkansas in August 2010.

Dr. Hunt is the first woman and non-lawyer to hold the post. Dr. Hunt has been on the University of Arkansas faculty for 20 years and has served as head of the department of health science, kinesiology, recreation and dance in the College of Education and Health Professions for that entire time except for the 2000-01 academic year, when she served as interim dean of the college.

A high school athlete, Hunt's involvement with collegiate athletics dates back to her own college days at the University of Arkansas when she played extramural sports with the women's basketball and tennis teams prior to the enactment of Title IX.

After receiving her bachelor's and master's degrees in physical education from the university, she went on to earn a doctor of education degree from the University of Georgia, where she taught a variety of sport-activity courses as a graduate assistant. Upon the completion of her doctoral degree, she joined the faculty of the University of Kentucky for 13 years, where she taught both undergraduate and graduate courses and served as the graduate coordinator for the department of health, physical education and recreation. In 1990, she and her family returned to Fayetteville.

Dr. Hunt will work closely with the athletic department, will be involved in the student-athlete advisory council on campus and will travel to represent the University of Arkansas at various SEC and NCAA meetings.

Dr. Hunt was instrumental in establishing the graduate athletic training education program in the College of Education and Health Professions, and she has worked closely with athletics on that program. The athletics department provides support to students in the athletic training education program in the form of a stipend, books and travel to the Arkansas Athletic Trainers' Association annual meeting. Two endowed scholarships for athletic training students in honor of longtime Razorback trainers Dean Weber and the late Bill Ferrell were established through the athletics department.





ACADEMICS

STUDENT-ATHLETE ACADEMIC SUPPORT FOR SUCCESS AND ACHIEVEMENT

STUDENT-ATHLETE ACADEMIC SUPPORT AND ACHIEVEMENT MISSION STATEMENT

The primary focus of the Razorback Student-Athlete Academic Support and Achievement Program is to provide the student-athlete with the opportunity to develop the skills necessary to be a success in college and in life. This is accomplished through superior academic counseling, life skills training and preparation to enter the job market upon graduation.

THE BOGLE ACADEMIC CENTER

There is no higher priority for the University of Arkansas Athletic Department than the academic progress of its scholar-athletes. Thanks to the generous gift of Bob and Marilyn Bogle, the home of the Razorback Athletic Department's Student-Athlete Academic Support and Achievement program is the Bob and Marilyn Bogle Academic Center. The 15,000-square foot Bogle Academic Center is located in the east side of Donald W. Reynolds Razorback Stadium. Under the overall direction of Senior Associate Athletic Director Jon Fagg, the Bogle Academic Center houses the Arkansas Razorbacks Academic Support Program, the Razorback Office of Student Life and the Career Development Program.

Associate Athletic Director for Student-Athlete Support Services Melissa Harwood-Rom oversees the staff of professionals dedicated to directing student-athletes to reach their personal academic goals, and to do so in ways that balance their academic, athletic and personal lives.

STUDENT-ATHLETE ACADEMIC SUPPORT AND ACHIEVEMENT SERVICES

The Mission Statement for the Razorback Student-Athlete Academic Support and Achievement division -- SAASA -- speaks for itself, but the improvements and achievements of the Razorbacks over the past academic year are what is most important. At Arkansas, academic services are not just good grades and eligibility. Along with 18 of 19 teams exceeding the NCAA standard for APR, Razorbacks earned some of the highest conference and national academic honors in the 2009-10 year including a pair of Southeastern Conference Scholar-Athletes of the Year.

Academic accomplishment is important for all 19 teams at the University of Arkansas and the baseball team is no exception. The Razorbacks had six student-athletes recognized on the 2010 Southeastern Conference Spring Academic Honor Roll and had 21 named to the Athletic Department Academic Honor Roll.

2010 SEC Spring Academic Honor Roll

Zack Cox	Communication
Geoffrey Davenport	Accounting
Scott Limbocker	Political Science
James McCann	Communication
Sam Murphy	Communication
Jordan Pratt	Transportation

2010 Arkansas Athletic Department Fall Academic Honor Roll Academic Champion (4.0)

James McCann (Communication)

Athletic Director's List (3.5-3.99)

Barrett Astin (criminal justice), Geoffrey Davenport (accounting), Zack Hall (transportation), Collin Kuhn (kinesiology), Jacob Morris (communication), Pierce Trumper (sports management), Brett Wilburn (accounting)

Athletic Department Honor Roll (3.00-3.49)

Kyle Atkins (communication disorders), Sam Bates (sports management), DJ Baxendale (journalism), Bo Bigham (journalism), Franco Broyles (sports management), Tim Carver (kinesiology), Trent Daniel (kinesiology), Eric Fisher (engineering), Ben Hays (communication), Jarrod McKinney (kinesiology), Brandon Moore (kinesiology), Nolan Sanburn (sports management), Ryne Stanek (sports management), Matt Vinson (communication).



It is also not about honoring the "A" student. Arkansas Athletics is committed to every single athlete improving his or her academic performance every semester, working to achieve academic "personal bests" with each class just the same as we would expect our athletes to hit personal records in competition.

UNIVERSITY OF ARKANSAS ACADEMIC GAME PLAN FOR GRADUATION

Student-athletes are expected to meet specific academic criteria in order to maintain eligibility. This is easily achieved by following the Academic Game Plan created by the Student-Athlete Academic Support and Achievement team.

The SAASA designs programs and sets specific goals to help student-athletes achieve academic success. An example of a key goal is the successful completion of 30 hours of coursework during each academic year. By maintaining this course load, Razorback athletes not only stay on track to graduate in four years, but easily meet eligibility requirements set by the NCAA.



Melissa Harwood-Rom

*Associate AD for Student-Athlete
Support Services*



STUDY HALL AND TUTORS

A quiet setting for uninterrupted study, the Bogle Academic Center provides three types of study hall space. The computer lab (above) has over 30 stations for individual computer-based study. An open study hall is available for group or individual study, and monitored by staff members of the SAASA. There are 17 individual study carrels that provide space for tutors to meet with student athletes for individual instruction in specific subjects.

Each Razorback team sets its own criteria for study hall attendance. The use of tutors is a key element for academic success, allowing for individualized assistance and for reaching academic excellence in advanced subjects.





ACADEMICS

HONORS AND GRADUATES

HONORS AND AWARDS

Academic Excellence Program -- Recognition for Razorback athletes who exceed a 3.0 GPA each fall and spring semester.

Academic Champions -- Razorbacks who scored perfect 4.0 grades for the semester

Athletic Director's List -- Razorbacks with grades from 3.50-3.99

Athletic Department Honor Roll -- Razorbacks with grades from 3.00-3.49

Lon Farrell Award -- Presented to the graduating Razorback athlete each spring semester with the highest cumulative GPA.

Bandon Burlsworth Award -- Voted on by the university faculty as the outstanding former non-scholarship student-athlete.

Hard Working Hog -- Recognizing achievements of new personal academic bests each semester.

SEC Academic Honor Roll -- A 3.0 GPA or above for two consecutive semesters.

CLASS ATTENDANCE

The University of Arkansas Razorback Athletic Department has an overall student-athlete class attendance policy. Student-Athletes Academic Support and Achievement assists with the enforcement of this policy through regular checks on class attendance. If traveling with a team, student-athletes notify instructors early in each semester regarding assignments or exams.

STUDENT LIFE

The social and personal development of student-athletes is as important to the University of Arkansas as the academic and athletic achievement. The Office of Student Life focuses on the personal development and community service components of the NCAA CHAMPS/LifeSkills program. Training is provided in a variety of areas including financial planning, drug and alcohol education, time management, study skills and developing community service activities.



Tiffany Wright

"The University of Arkansas isn't a huge university, but it has a huge reputation. My professors were concerned with my personal goals; concerned about how I wanted to develop as an individual. There is a great amount of one-on-one mentoring with the teachers. I think one of the greatest things about Arkansas is that you are an individual, a real person — not just an I.D. number — to the faculty and staff."

Tiffany Wright (BA, 1998)


Tiffany Wright went from 1998 NCAA Women's Final Four to graduation to sideline reporter for ESPN's coverage of the WNBA within weeks. Today, she is the sports anchor at ABC affiliate, WSOC, in Charlotte, N.C.

CAREER DEVELOPMENT

The purpose of the Career Development Program is to assist student-athletes in making a smooth transition from the University of Arkansas into the workplace. This process begins during the freshman year with a one-hour course on career options. Workshops are held to provide student-athletes training in resume writing, interviewing skills and etiquette. Individual assistance with locating summer internships and job placement gives student-athletes a head start into their chosen careers.

ZACK COX NAMED ACADEMIC ALL-AMERICAN

Former Razorback baseball player Zack Cox was named to the 2010 Capital One Academic All-America third team last season. A communications major, Cox carried a 3.34 cumulative GPA through the spring 2010 semester. He led the SEC with a .429 batting average in 2010 and was a first round pick of the St. Louis Cardinals in the 2010 Major League Baseball Draft.



WHO ELSE GRADUATES FROM THE UNIVERSITY OF ARKANSAS?

Here's a short list of some of our numerous notable graduates:

Steve Atwater (BSBA '88), Two-time Super Bowl participant with the Denver Broncos
Regina Blakely (BA '81, JD '85), Former CBS News Reporter
George W. Haley (LLB '52), U.S. Ambassador to Gambia, brother of author Alex Haley
Jerry Jones (BA '65), Owner of the Dallas Cowboys
Ronald LeMay (BSBA '72), CEO, Sprint
Robert Maurer (BS '48), Inventor of fiber optic technology at Corning Glass
Rodney Slater (BA '80), First African-American U.S. Secretary of Transportation
Pat Summerall (BSE '53), Former CBS Sports and Fox Sports announcer
Don J. Tyson, Jr. ('52), Founder, Tyson Foods
Jim C. Walton (BSBA '71), President, Walton Enterprises
S. Rob Walton (BSBA '66), Former Chairman of the Board, Wal-Mart Stores

FAMOUS RECENT RAZORBACKS

-Felix Jones (First Round NFL, Dallas Cowboys)
-Darren McFadden (First Round NFL, Oakland Raiders)
-Lauren Ervin (Third Round WNBA, Connecticut Sun)
-Sonny Weems (Second Round NBA, Chicago Bulls)
-Stacy Lewis (LPGA member, tied for third at U.S. Women's Open)
-Logan Forsythe (First Round MLB, San Diego Padres)
-Wallace Spearmon (200), Veronica Campbell-Brown (200), Nicole Teter (800), Christin Wurth-Thomas (1,500), Amy Yoder Begley (10,000), Deena Kastor (Marathon) and April Steiner Bennett (pole vault) all at the Beijing Olympics.



IN THE COMMUNITY

GIVING BACK TO NORTHWEST ARKANSAS AND THE WORLD

Community service is a vital part of the educational process for any college student, and Razorback athletes continued to make it a priority in 2009-10.

With guidance from the Student-Athlete Development office, Razorback student-athletes, coaches and staff members participating in a number of events throughout the year. Here's a brief look at some of those projects.

- ♦ Going out to area elementary schools to support the Book Hogs reading program and the Sweat Hogs physical education awareness program.
- ♦ Individual team projects ranging from volunteering at the Fayetteville Public Library, working with Habitat for Humanity, assisting with area shelters, helping the local youth programs like the Scouts, holiday shopping and meal programs and visiting area nursing homes.
- ♦ Teaming with Numana, Inc. for Razorback Relief: Operation Haiti, a 24-hour marathon to package, more than 1.4 million meals for the Haitian relief effort.

The quiet efforts of our 19 Razorback teams have a long-lasting impact on the youth of our state. The incredible positive benefit of the time spent by the Razorbacks helping the community pays tremendous dividends, not only for the University of Arkansas, but for the entire community.

And while we focus here on the positive benefits for the fresh young faces who receive an autograph or a kind word of encouragement from a Razorback, we know that there is a considerable impact upon our student-athletes, our future leaders. The opportunity to give back impresses upon them that no matter their personal circumstances when they arrived in Fayetteville, they have a chance to not only improve their lives, but touch the lives of others.



Several Razorbacks shared some putt-putt time with young fans as a part of Make a Difference Day. Razorback athletes from all sports participated in various community service activities across the city of Fayetteville.



At left: the Razorback men's basketball team served meals over the Thanksgiving holiday. Above: members of the Razorback gymnastics team take part in Razorback Relief: Operation Haiti helping to package more than 1.4 million meals in 24 hours.



Razorback student-athletes are regular speakers at both Book Hogs Read To Win and Sweat Hogs, a program that encourages physical fitness in the elementary schools.

Book Hogs is one of the largest department outreach programs. Razorback student-athletes are guest readers in elementary classrooms and there are contests for reading the most books with the winners recognized at Razorback sporting events.

Bottom right: members of the Razorback women's golf team help out a local food shelter.



JEFF LONG

VICE CHANCELLOR FOR INTERCOLLEGIATE ATHLETICS AND DIRECTOR OF ATHLETICS

Entering his third full year as Vice Chancellor and Director of Athletics, Jeff Long has not only guided the University of Arkansas' Department of Intercollegiate Athletics through a period of unprecedented transition, he has transformed and revitalized a tradition-rich athletics program encompassing 19 sports and more than 460 student-athletes. Long has not only accepted, but embraced the challenge of leading a Razorback program that serves as a source of pride for so many at the University of Arkansas, in all corners of the state and to thousands of Razorbacks all around the world.

Long has established a multi-faceted combined athletics program uniformly committed to the development of student-athletes academically, athletically and socially. A part of Chancellor G. David Gearhart's Executive Committee, Long and other members of the campus leadership team are charged with developing policies and charting the course for the future of higher education at the University of Arkansas. Since his arrival, Long and his staff have re-engaged the athletic department with the university community working to more fully integrate Razorback Athletics into the campus environment. Razorback Athletics stepped forward with a \$1 million gift to support the university's academic mission in 2009-10 which brought the department's support of the greater university community to nearly \$4 million. The department has pledged another \$1 million gift for 2010-11.

The success of Long's approach can be measured in part by the remarkable accomplishments of the Razorback program in his tenure. Arkansas has captured six conference championships and advanced to

40 NCAA post-season competitions while drawing more than a million fans annually to campus to cheer on the Razorbacks.

In the classroom, the Razorbacks exceeded national APR multi-year rate standards in 18 of 19 sports. For the first time in program history, all 19 sports exceeded the yearly APR benchmark rate in the most recent report (2008-09). The academic success has coincided with a transformation of the program's academic achievement approach from maintaining eligibility to focusing on student-athlete advancement towards a college diploma.

In the community, Razorback student-athletes are more active than ever volunteering more than 2,500 hours of time in between the rigors of school and athletic practice and competition. Community outreach initiatives including Lift Up America, Book Hogs, Sweat Hogs, Razorback for a Day and Razorback Relief have Razorback student-athletes making a difference in Arkansas and around the world. In 2009-10, the Lee Spencer Cup was established to annually recognize the Razorback team that earns distinction in the classroom, in athletic competition, in personal development and in the community.

Administratively, landmark agreements have been negotiated with ISP and with Southeastern Conference television partners to guarantee future revenue streams and secure the financial base of the program in uncertain economic times.

Even the most optimistic outlook would have been hard pressed to foresee the level of success that the Razorback program would attain in such a short time after Long was selected to replace legendary athletic director and former Razorback football coach Frank Broyles in September of 2007. Before Long officially took the reins, Arkansas announced that it would combine its previously independent men's and women's athletic programs into one combined athletic program.

Shortly after that announcement, Long was busy engineering the first coaching search of his tenure. Long not only found the next head football coach, he convinced Bobby Petrino, one of the most successful collegiate coaches in recent history, to return to the college game at Arkansas.

By the time, Long officially started his new position on



Jan. 1, 2008, he had already accomplished a list of tasks vital to the short and long-term health of the Razorback program. He had begun the process of carefully blending the men's and women's athletic departments into one unified department and establishing a new administrative structure. Under Long's leadership, Arkansas revised policies governing class attendance, drug testing, the NCAA Opportunity Fund as well as other compliance and business office procedures. The academic support services division was re-organized and a formal division of student life was created focusing on student-athlete development and community service.

Long was busy on external issues as well. In 2008, Arkansas returned to the classic Razorback logo. The new branding was featured in the launch of a new website ArkansasRazorbacks.com. In 2009-10, Arkansas hosted a year-long celebration commemorating "100 Years of the Razorbacks" and launched a new official newspaper of the department, *Inside Razorback Athletics*.

Long worked tirelessly to maintain long-time relationships and to forge new relationships for the benefit of the Razorback program including extending Arkansas' relationship with War Memorial Stadium in Little Rock. Long was also instrumental in helping re-establish the Razorbacks' presence in Texas, partnering with former Razorback Jerry Jones to develop the Southwest Classic, a 10-year football series with Texas A&M played at the new Dallas Cowboys Stadium.

Perhaps his most impressive accomplishment came when he brokered a new partnership with ISP to form Razorback Sports Properties. As economic indicators were beginning to point toward challeng-





"WE WILL PROVIDE OPPORTUNITIES FOR STUDENT-ATHLETES TO ACHIEVE THEIR FULLEST POTENTIAL ACADEMICALLY, ATHLETICALLY AND SOCIALLY, WHILE COMPETING SUCCESSFULLY AT THE HIGHEST LEVEL."

ing economic times, Long signed Arkansas to a deal that will guarantee the Razorback program \$73 million in the next 10 years. Long recently negotiated an extensive all sports apparel and footwear all sports agreement with NIKE, Inc. that will outfit all 19 Razorback sports programs through the 2014-15 season.

A number of athletic facilities have also seen a transformation with Bud Walton Arena undergoing extensive renovations, including replacement of the lower seating bowl and the addition of courtside seating, ribbon boards and a courtside club room. In the spring of 2009, Bogle Park, arguably the nation's best softball facility, was dedicated on the Arkansas campus and a new synthetic playing surface was installed at Donald W. Reynolds Razorback Stadium. Long remains committed to maintaining Arkansas' reputation as the home to some of the nation's best playing venues while targeting much needed facility improvements crucial to the overall development of student-athletes. The department recently commissioned a master facilities plan to assess facility needs for the future success of the Razorback program.

Arkansas' program flourished in Long's first year, finishing 24th in the NACDA Directors Cup, its best finish in nearly a decade. In his first full year at the helm, Arkansas scored a program-record 730 points on its way to a 25th-place finish. The back-to-back top 25 Directors Cup finishes marked only the second time in school history the Razorbacks accomplished that feat.

A veteran administrator with a track record of the highest commitment to the concept of "student-athlete," Long has had more than two decades experience in athletic administration at the Division I level including at the University of Pittsburgh, University of Oklahoma, University of Michigan, Virginia Tech University and Eastern Kentucky University prior to arriving at Arkansas. While known as an innovator in athletic department management, Long also understands the coach's perspective from time spent in coaching and administrative staff positions at Duke University, Rice University and North Carolina State University.

On the forefront of NCAA governance, Long served on the NCAA Management Council as one of the athletic administrators who oversaw the operations and regulation for Division I. His experience as an athletic director and administrator in America's most prestigious conferences – the Big 12, Big Ten, Big East, Atlantic Coast and now SEC gives Long a uniquely informed perspective on intercollegiate athletics. During his career, Long has served in five of



The Long Family: Christina, Fanny, Stephanie and Jeff.

the six Bowl Championship Series leagues.

Prior to assuming his current roles at Arkansas, Long served for four years as the athletic director at Pittsburgh. During his tenure, Long redefined Pitt athletics, most notably through the "Quest for Excellence" campaign. Designed to enhance the student-athlete experience for Panther athletes through scholarship endowments and capital gifts for facility construction and renovation, the Quest resulted in almost \$34 million in just over two and a half years.

His commitment to building the Pitt athletics brand resulted in a new primary mark for the Panthers which returned the powerful "PITT" brand to Pittsburgh. He established a partnership with adidas for uniforms and apparel for all 19 Pitt teams and an agreement with ISP Sports.

Long's four-year tenure added up to Pittsburgh becoming one of the nation's top programs, notably the Panthers' selection as the No. 17 overall program in the nation in the December 2006 *Sports Illustrated on Campus* All-Sport Rankings.

As an athletic leader, Long was a key advocate for the Big East during the league's time of membership transition. Due in part to his leadership, the Big East maintained its position as a key member of the Bowl Championship System, and the Pitt Panthers earned the Big East's automatic berth in 2004 at the Tostitos Fiesta Bowl. Along with his tenure on the Executive Council, Long also served on the NCAA's Sports Wagering Task Force in 2004, and as a member of the Executive Committee of the Division I-A Athletic Directors' Association.

Before arriving at Pitt, Long was senior associate athletic director at Oklahoma for two and a half years. Responsible for the

external affairs of the Sooners, he oversaw key brand areas of marketing and promotions, licensing, media relations, ticketing, radio and television rights and SoonerVision productions. In addition, Long was the primary administrator for the Sooners' highly successful football and men's basketball programs, along with sport supervision of baseball, wrestling and both golf teams.

Long's first appointment as a director of athletics was at Eastern Kentucky where he served for two and a half years. He made several revisions to the ECU athletic infrastructure and completed several facility projects. Long created the first modern corporate partner and sponsorship structure at ECU. Prior to Eastern, Long had a brief stay with Virginia Tech as an associate athletics director.

He began his career in college athletic administration at Michigan, hired by legendary coach and athletics director, the late Bo Schembechler. During his seasons with the Wolverines, Long was promoted through a series of posts to the position of associate athletics director.

A former two-sport athlete at Ohio Wesleyan, Long earned seven varsity letters for the Bishops in football and baseball before completing his degree in economics in 1982. He started his post-graduate career in athletics as a graduate assistant football coach at the cradle of coaches, Miami University of Ohio. Long earned his master's in education at Miami in 1983, moving on to football staff positions at Rice, Duke and N.C. State prior to joining Michigan.

An Ohio native from Kettering, Long is married to the former Fanny Gellrich of Ann Arbor, Mich. The Longs have two daughters, Stephanie and Christina.



ARKANSAS SENIOR STAFF

BEV LEWIS

ASSOCIATE VICE CHANCELLOR AND EXECUTIVE ASSOCIATE AD

For almost three decades, Bev Lewis is synonymous with the University of Arkansas and Razorback women's sports teams. While the 2007-08 season was her 27th season at the University, it also proved one of the most important in her time at Arkansas. Lewis was a key player in the decision to bring together the University's men's and women's departments. Starting on Jan. 1, 2008, she became an associate vice chancellor for the University and the executive associate athletic director of the unified Razorback Athletic Department.

Lewis, the former women's athletic director, now serves as associate vice chancellor and executive associate athletic director for administration and sport programs. Lewis is also the coordinator of a five-member sport administrator group that provides day-to-day administrative support for each of Arkansas' 19 sports. Lewis is the sport administrator for women's basketball, men's and women's cross country, men's and women's track and field, men's and women's golf, gymnastics, softball and volleyball. In addition, Lewis is the primary administrator working with the Razorbacks' strength and conditioning units and athletic training and sports medicine program as well as overseeing the media relations and new media divisions. She also serves as a liaison to the faculty senate and the faculty athletic committee, and coordinates the department's NCAA certification, Title IX compliance and strategic planning.

The largest portion of her service to the university was her 19-year tenure as the Director of Women's Athletics. As a result of her strong emphasis on the classroom, Razorback female student-athletes received numerous academic honors including national academic All-American of the year, team academic national titles and the University's first two SEC/H. Boyd McWhorter Scholar-Athletes of the Year.

Her leadership was also a part of the success of the University's Campaign for the Twenty-First Century. Lewis directed Women's Athletics to over \$11.5 million in direct support for women's teams. During the campaign, Lewis received one of her greatest personal honors as Bob and Marilyn Bogle requested that Arkansas' \$6 million facility be named the Bev Lewis Center for Women's Athletics.

In 1998, she was voted into the University of Arkansas Hall of Honor by the University's letterwinners in recognition of her contributions both as a coach and an administrator.

Lewis served collegiate athletics at the highest level as an administrator, first with the NCAA Championship Cabinet and most recently on the NCAA Management Council.

Prior to assuming the duties of AD, Lewis was women's cross country and track coach. Her Arkansas coaching milestones included the first women's squad to achieve a national ranking and the first conference championship team with the 1988 Southwest Conference Cross Country Championships.

Lewis earned her bachelor's degree from Central Michigan in 1979 and followed it with her master's from Purdue prior to her arrival at Arkansas in 1981.

Her husband, Harley, is the former athletic director at the University of Montana, former assistant director of championships with the NCAA, and former development officer at Arkansas.



JON FAGG

SENIOR ASSOCIATE AD FOR COMPLIANCE AND STUDENT-ATHLETE SERVICES

Overseeing all aspects of compliance and academics, Jon Fagg joined the University of Arkansas as a senior associate athletic director for compliance and student-athlete services in the summer of 2008. He serves as member of the senior management group for the Department of Intercollegiate Athletics.

Fagg's department supervision of NCAA and Southeastern Conference rules compliance and education is a new position for Arkansas. In addition to reporting directly to the vice chancellor and director of athletics, Fagg will have an informational reporting relationship on compliance issues with the University's Office of the General Counsel.

In addition to compliance, Fagg also supervises the student-athlete services department which advises and offers support to more than 450 Razorback student-athletes.

Fagg joined the Razorback staff after spending the past seven years at North Carolina State University. Hired at North Carolina State in March 2001, he served four and half years as an assistant athletics director for compliance before being promoted to associate athletics director for compliance in the fall of 2005.

While with the Wolfpack, Fagg's responsibilities included coordinating all aspects of the NCAA compliance program, including rules education for intercollegiate staff and related university personnel, and advisement, education and interpretations regarding NCAA rules and regulations.

Prior to his tenure at North Carolina State, Fagg spent three years as the assistant athletics director for compliance at Fresno State University. He also served one year as director of compliance for the Big South Conference.

His first athletics administrative experience came at Mars Hill College where he handled compliance duties as well as serving as an assistant coach for the football team for three seasons.

His coaching experience also includes a stint as an assistant coach at Davidson from February 1992 to June 1993 and as a GA coach at his alma mater, the University of Arizona, from January 1991 to February 1992.

Fagg and his wife Amanda have three children: Jon Madison and twins, Reed and Ellie.



MATT TRANTHAM

SENIOR ASSOCIATE AD FOR INTERNAL OPERATIONS

Overseeing Razorback facilities, event management and equipment operations, Matt Trantham begins his third year at the University of Arkansas as the senior associate athletic director for internal operations.

Supervising several major projects in his first year with the Razorbacks, Trantham guided the \$2.5 million renovation of Bud Walton Arena and the \$1.3 million restoration of synthetic playing surface at Donald W. Reynolds Razorback stadium in 2008-09. This year, he is overseeing the Master Plan currently underway for all athletic facilities.

Prior to joining Arkansas, Trantham began his career with the Sooners in July 1999 as the promotions director for the athletic department where he worked with all 20 of OU's teams. He was named assistant athletic director for event management in 2004 and was promoted to associate athletic director in 2006.

In his role as associate AD for event management, Trantham oversaw more than 500 events a year, coordinated the efforts of more than 1,500 event staff members and was responsible for activities within 13 athletic facilities. He also served as OU's liaison with all postseason events including both Big 12 and NCAA championship competitions.

Prior to joining the Sooners, Trantham spent five seasons in professional sports in Washington, D.C. Trantham earned his bachelor's of science degree in business management from Centenary College in 1990 and a master's degree in sports management from the United States Sports Academy in 1998.

Trantham and wife Kristen are parents of two sons, Will and Davis; and one daughter, Morgan.





ARKANSAS SENIOR STAFF

CLAYTON HAMILTON

Associate Athletic Director.
Chief Financial Officer

Clayton Hamilton joined the university in January 2010, assuming oversight of the financial affairs, business operations, and human resources. He has over 13 years of financial management experience, with stops at Colorado, Florida State, the Dallas Cowboys, and Cleveland Cavaliers. He is a member of CABMA, and served as president in 2008-09. Hamilton graduated from Arkansas in 1994 with a bachelor's degree in accounting, and from the U.S. Sports Academy in 1997 with a master's degree in sports management. Hamilton received his CPA certification from the State of Arkansas in 1998. Hamilton and wife Stephanie have two daughters, Lauren and Caylee.



MELISSA HARWOOD-ROM

Associate Athletic Director for
Student-Athlete Academic Support and
Achievement

Serving as the lead coordinator for academic support for all 19 Razorback sports, Melissa Harwood-Rom brings over 20 years of experience at Arkansas. Joining the university in 1989 after working with football and men's basketball at Washington State, she developed the former women's athletics department academic system before being named to oversee all teams in the summer of 2008. She and university professor Curt Rom have two children, Zoe and Clio.



CHRIS POHL

Associate Athletic Director for Events

A former championships director for the NCAA, Chris Pohl begins her seventh season at the University of Arkansas. She joined Arkansas in 2004 to manage marketing and promotion for the women's sports after 11 years at the NCAA. Pohl oversees the event management department which coordinates all home and postseason events for the Razorbacks. Her primary sport responsibilities include football, men's and women's basketball and swimming and diving. A 1981 graduate of Central Michigan and basketball letterwinner, she earned her master's in 1984 from Penn State.



BRIAN PRACHT

Associate Athletic Director for Marketing

Brian Pracht joined the Razorbacks in July 2010, with more than 15 years of collegiate marketing and promotions experience working at Wichita State, Long Beach State and the Southland Conference. His responsibilities at Arkansas include overseeing marketing, promotions, ticket sales, licensing in addition to serving as the staff liaison with International Sports Properties (IMG College) and Razorback Sports Properties (RSP).

Pracht graduated in 1994 with a bachelor's degree in business administration from Emporia State in Kansas. He and his wife Amy have two daughters, Caroline and Lily.



TRACEY STEHLIK

Associate Athletic Director for Compliance

Starting her 27th year with the University of Arkansas, Tracey Stehlik serves as associate athletic director for compliance. She began her career as an assistant women's basketball coach, and was a part of the staff that won the only women's hoops conference championships at Arkansas. Stehlik worked in a variety of administrative roles since leaving the court including compliance and game management. She and husband Wayne have two daughters, Mollie and Maggie.



KEVIN TRAINOR

Associate Athletic Director for
Public Relations

Starting his 16th season at Arkansas, Kevin Trainor is in his third year as associate athletic director and his first as the department's Public Relations Director. Trainor was a nearly 20 year veteran in the media relations office before assuming his current role. A university graduate in journalism in 1994, he earned his masters at Arkansas in 2005. Trainor and his wife, the former Ruth Whitehead, are the parents of two daughters, Emma and Ellie.



JUSTIN MALAND

Asst. Athletic Director for Facilities

Justin Maland begins his fourth year as an assistant athletic director for facilities and his ninth with the Razorback athletic department. The Harrison, Ark., native was a catcher at Hendrix College, and joined Arkansas through the baseball staff in 1999. He earned his master's in sports management from Arkansas in 2001. He is married to the former Sarah Parnell, and the Malands are the parents of two children, Macy and Jack.



DR. BILL SMITH

Asst. Athletic Director for New Media

Beginning his 22nd year with the university, Dr. Bill Smith manages internet operations for the athletic department, ArkansasRazorbacks.com, and oversees brand compliance and printed projects. Smith earned his doctorate at the university in 1999, and has been an adjunct instructor at both Arkansas in journalism and NorthWest Arkansas Community College in history. He and his wife Libby have two children, Will and Ashley.



ERIC WOOD

Asst. AD for Student-Athlete Development

Eric Wood begins his second year with Arkansas working to develop programs that contribute to the personal growth and character development of Razorback student-athletes. Wood worked in a similar role at the ACC and is the current chair of the NCAA Student-Athlete Affairs Advisory Committee. He also spent a year at Wake Forest and at the University of New Haven. Wood is a 1998 graduate of Sacred Heart University and was a three-year letterman in football. He earned his Master's Degree from Clemson in 2000. Wood and his wife Celia are originally from the Bronx, N.Y. The couple welcomed their first child, Eliana Jewel, this year.





RAZORBACK FOUNDATION, INC.

Performing the vital role of supporting the student-athletes at the University of Arkansas with financial support, the Razorback Foundation, Inc., is in its fourth decade of working alongside the athletic department to advance Razorback Athletics.

The goal of the foundation is ensuring that the more than 460 student-athletes at Arkansas have the equipment, facilities and overall support to achieve the goals of graduation and athletic achievement.

For the first time in school history, all 19 Razorback head coaches and members of the athletic department's executive and senior administrative staffs are members of the Razorback Foundation. The pledge of personal support by those inside the department led the way for a growth in membership that saw the membership total increase from 10,390 in November 2008 to 10,530 in June 2009.

From January to June 2009, Razorback Foundation staff visited with more than 11,000 people at 50 Razorback Club functions, ranging from chapter meetings to scholarship fundraising golf events hosted by local Razorback Clubs.

Another key factor in raising the profile of the Razorback Foundation and fostering membership growth was a renewed commitment to increasing A Club membership (former Razorback letter winners) and enhancing communication and coordination with Razorback Clubs throughout the region. To help facilitate communication with all foundation members, a new web site RazorbackFoundation.com was launched.

The Foundation, officially incorporated and relocated off campus in 1988, has helped provide financial aid for the construction for the Broyles Athletic Center (football and administrative offices), Charlie Baum Stadium at George Cole Field (baseball), John McDonnell Field (outdoor track and field), Randal Tyson Track Center (indoor track and field), Dills Indoor Tennis Center, the George M. Billingsley Tennis Center (outdoor tennis) and Donald W. Reynolds Razorback Stadium (football).

MISSION STATEMENT

The stated mission of the Razorback Foundation, Inc., is to support the athletic endeavors of the University of Arkansas Razorbacks.

The Foundation assists our student-athletes by providing for scholarships, facilities and various programs that enable them to realize their dreams of achieving a quality college education while participating in athletics on a nationally competitive level.

MEMBERSHIP LEVELS

The opportunity to participate in the annual fund giving to the Razorback Foundation, Inc., has several levels, beginning at the \$50 Razorback level and continuing up to Broyles-Matthews Scholarship Platinum. For more information about levels of giving and benefits, please visit the foundation's website at RazorbackFoundation.com.



Harold Horton
Executive Director



Chris Wyrick
Executive Dir. RSVP



Norm DeBriyn
Associate Director



Sean Rochelle
Associate Director



Marvin Caston
Assistant Director



Jessica Dorrell
Assistant Director



Jackie Rollins
Chief Financial Officer



FRANK BROYLES Athletic Director Emeritus

The start of 2008 saw the Razorback Foundation, Inc., welcome a familiar face, a man with a high profile and a long track record in athletics -- legendary Arkansas athletic director Frank Broyles.

The former national champion football coach and leader of Razorback men's athletics for almost 40 years, he closed out a 50-year career of service to the University and is now raising support for the University and the Razorback program.

A member of every significant college athletics hall of fame, Broyles was recently named to the NACDA Hall of Fame in 2008. His 19-season career as the Razorback head football coach included the 1964 National Championship, seven Southwest Conference titles and a record of 144-58-5.



Donita Ritchie
Admin. Asst. to
Frank Broyles

career as the Razorback head football coach included the 1964 National Championship, seven Southwest Conference titles and a record of 144-58-5.



HOME OF CHAMPIONS

RAZORBACK ATHLETICS

42

National Championships (1 in football in 1964, one in men's basketball in 1994, 40 in men's cross country, track and field.)

118

NCAA Individual Titles (102 in men's and 12 women's cross country and track and field, two individuals in women's swimming and diving, one women's golf and one doubles team in men's tennis.)

179

Conference Team Titles - This number includes team and divisional titles won in the SWC and SEC (7 baseball, 27 men's basketball, two women's basketball, 34 men's cross country, 13 women's cross country, 18 football, one men's golf, one soccer, 28 men's indoor track and field, five men's tennis, two women's tennis, three women's indoor track, 24 men's outdoor track and field, three women's outdoor track and field, 11 volleyball.)

590

Conference Individual Titles - This number includes titles from the SWC and SEC (21 men's cross country, 11 women's cross country, one men's golf, two women's golf, two gymnastics, two swimming and diving, 28 men's tennis, 162 men's indoor track and field, 98 women's indoor track and field, 199 men's outdoor track and field, 64 women's outdoor track and field.)




Top: 2006 NCAA Men's Track and Field Championships. Upper right: Amy Yoder wins an individual National Title. Right: Stacy Lewis won the 2007 NCAA Women's Golf National Championship. Above: The 1994 men's basketball team returns to celebrate the National Championship. Left: The men's track and field team won the 2010 SEC Championship.





MILLION FANS

LET'S CALL THOSE HOGS



Fans love the Razorbacks and that is easily evidenced by the more than 1 million people who were in attendance at last year's athletic contests. Here's a look at some of the numbers and keep in mind that our attendance totals don't include men's and women's cross country, track and field, men's and women's tennis, and swimming.

1,149,641	Total number of fans attending Razorback home events in 2009-10
65,112	The average home football attendance
13,182	The average home men's basketball attendance
7,749	The average home baseball attendance
4,477	Fans who attended the 2010 SEC Softball Tourney at Bogle Park
2,505	The average home gymnastics attendance





CAMPUS LIFE

OPPORTUNITIES FOR THE MIND, BODY AND SOUL

The university offers a vibrant campus life for its mainly full-time, residential undergraduate student population. More than a dozen university residence halls can accommodate in excess of 4,000 students, and the rest live in and around the city of Fayetteville.

There are over 300 registered student organizations including special interest, religious, international and cultural organizations, as well as honorary and professional service groups. Students also may choose to participate in the university's Greek system, which is made up of 11 sororities and 17 fraternities.

In addition, more than 6,000 students, faculty and staff annually participate in the intramural sports program, which offers activities like bowling and table tennis tournaments, and sponsors clubs ranging from aikido to waterskiing. Many of these activities are conducted at the Health, Physical Education, and Recreation building, a \$14 million, 225,000-square foot facility that contains 10 racquetball courts, four basketball gyms, an indoor track, an Olympic size pool, a climbing wall, a computer lab, a human performance lab and numerous classrooms.

Culturally and intellectually, the academic semesters bustle with faculty and student musical performances, theatre productions, art exhibits, concerts, poetry readings and visiting speakers — both on campus and at the adjacent Walton Arts Center. Recent university programming includes outdoor movies at the Greek Theatre, comedians, karaoke nights and even a hypnotist.

The university's Distinguished Lecture Series has featured former heads of state, Pulitzer Prize-winning writers, political pundits and humorists,

and other noteworthy national and international figures and scholars such as James Carville, Mary Matalin, Ehud Olmert, Geraldine Ferraro, James Earl Jones, George H.W. Bush, and Dave Barry.

RESIDENTIAL LIFE

Close to all the university has to offer

University Housing offers a variety of housing options with in more than a dozen residence halls on campus. First-year students are required to live on campus and will find many options in living arrangements and price that entice them to stay on campus beyond their freshman year — from the suite-style facilities of Maple Hill to the international living learning community of Holcombe Hall to the new apartments on Duncan Avenue.

Maple Hill is a multi-use suite-style facility. Students live in double rooms in one- and two-bedroom suites, with cable television and individual Ethernet connections in each room. The residence halls also feature staff apartments, classrooms, conference rooms, quiet study rooms and a large fireplace lounge.

Holcombe Hall opened in 1949, and is named for Miss Jobelle Holcombe, who graduated in 1898 and served as the first dean of women from 1907 to 1913. In 2006, Holcombe Hall began the transition to an international living-learning community. The goal of these communities is to create a unique and exciting place for international exchange and learning at the University of Arkansas. Students and



staff conduct programs in Holcombe through the year, but the true strength of the community comes from the interactions, relationships and plans the residents themselves build.

The newest and most unique campus residence is Duncan Avenue Apartments. The four-bedroom apartments are just minutes walking distance from most classrooms and laboratories on campus. While this complex offers apartment-style living, each student has a separate contract — so if an apartment-mate leaves, other roommates are not responsible for the departing roommate's charges. The fully furnished apartments include high speed Internet, cable television and all utilities except telephone, and also features a washer and dryer and full kitchen with appliances. It is the first "Green Globes" construction project on the University of Arkansas campus.

Visit <http://housing.uark.edu> to learn more about our campus housing options.





TRADITION

THERE IS NOTHING LIKE A RAZORBACK

A MASCOT LIKE NO OTHER

The wild hogs known as razorbacks native to the Arkansas wilderness bear no resemblance to the typical barnyard pig of today. The untamed razorback hog was a lean, feral animal that was ill-tempered. It fought and defeated anything that crossed its path, man or beast. Turn of the 20th century outdoor magazines lauded the razorback as "the most intelligent of all the hogs and is likewise the most courageous. . . . He has a clear, farseeing eye."

Except for the rare sighting in the Australian Outback, the Razorback only exists today in the form of Arkansas' players and fans. A Russian boar, which closely resembles the wild hog of Hugo Bezdek's day, currently serves as the official live mascot.

Tusk III is cared for by the Stokes family of Dardanelle, Ark., and travels to home games and special events for the Razorbacks. Tusk III is supported by the legacy program known as the Tusk Fund, and fans can participate by sending their support care of the Razorback Foundation, Inc. Tusk III made his debut in 2010 after the unexpected passing of his brother, Tusk II, following Arkansas' AutoZone Liberty Bowl win over ECU in January.

While yearbook references as early as 1914 of a hog on the sideline at football games, a formal live mascot prior to the Tusk line dates back to the 1960s with a series of hogs that represented Arkansas. In addition to appearances at games, they have gained a reputation for fierce behavior.

Big Red III escaped from an exhibit near Eureka Springs in the summer of 1977 and ravaged the countryside before being gunned down by an irate farmer. Another live mascot, Ragnar, was a wild hog captured in south Arkansas by Leola farmer Bill Robinson. Before Ragnar's spree was done, the mighty animal had killed a coyote, a 450-pound domestic pig and seven rattlesnakes. Ragnar died in 1978 of unknown causes.

THE HOG HAT

It is true; no Razorback fan's closet is complete without an official Hog Hat. The original style was a hard plastic hat with a long snout, rough razorback ridges across the top and wickedly sharp, pointed curly-cue tail. The modern versions are often sculpted from softer material. Regardless, the Hog Hat is undoubtedly the most recognized piece of fan apparel in college athletics. Just ask ESPN GameDay's Kirk Herbstreit as he dons the traditional Hog Hat.





WHY RAZORBACKS?

Arkansas' athletic teams have not always been called the Razorbacks. During the early years of its athletic history, the Cardinal served as the University nickname.

A lot of things changed in 1909, however, when Arkansas football coach Hugo Bezdek called his players "a wild band of Razorback hogs," after guiding his team to a 16-0 victory over Louisiana State on October 30, 1909.

Alluding to the Razorback, characterized by a ridge back and tenacious, wild fighting ability, Bezdek never forgot this idea and often called his team "a fighting band of Razorbacks."

This new nickname became increasingly popular and the student body voted to change the official University mascot from the Cardinal to the Razorbacks in 1910.

In the 1920s, "Wooo, Pig, Sooie" was added as the school yell, referred to more commonly as the "Hog Call."

There are dozens of Lions, Tigers and Bears, but in all of college athletics there is only one Razorback. The distinctive logo of the Arkansas teams is officially known as the Profile Hog, but is known to many fans as the Helmet Hog -- a fixture of the football team's helmet for almost half a century.



A PROPER HOG CALL


A chant of "Woo Pig Sooie" is known worldwide as a Hog Call. Just like any good tradition, there are lots of versions of the Hog Call (even spellings).

A properly executed Hog Call is composed of three "calls," slowly raising one's arms from the knees to above the head during the "Woo." Traditionalists prescribe an eight second "Woo." The fingers should be wiggled and the "Woo" should build in volume and pitch as the arms rise.

Upon completion of the "Woo," both arms are brought straight down with fists clinched as if executing a chin-up while yelling, "Pig". The right arm is extended up and out with the "Sooie."

A full Hog Call -- the kind one will always hear victorious Razorback teams execute after contests -- requires two more Hog Calls, followed immediately by a "Razor-Backs" yell, coordinated with a pumping motion of the right arm after the third "Sooie." So, in order, the full Hog Call is:

**WOOOOOOOO. PIG. SOOIE!
WOOOOOOOO. PIG. SOOIE!
WOOOOOOOO. PIG. SOOIE!
RAZORBACKS!**



ARKANSAS FIGHT

One of the first tasks of a new Razorback is learning to sing the University of Arkansas fight song. Arkansas Fight was written in the late 1920s. It is a unique tune, fitting of the only college in America with a Razorback mascot. Several other colleges have adapted the tune, but the lyrics remain unique to Arkansas.

Hit that line! Hit that line!
Keep on going!
Take that ball right
down the field!
Give a cheer. Rah! Rah!
Never fear. Rah! Rah!
Arkansas will never yield!
On your toes, Razorbacks,
to the finish,
Carry on with all your might!
For it's A-A-A-R-K-A-N-S-A-S
for Arkansas!
Fight! Fight! Fi-i-i-ght!

RAZORBACK SPIRIT SQUADS

Along with being a Razorback, serving as a Razorback cheerleader has a long tradition at the University of Arkansas. Currently, the Razorbacks have two squads, a Red and White, that inspire the crowds at all home sporting events.

Arkansas also has a dance team, the Razorback Pom Squad, which performs at halftime of many events. Members of the Pom Squad also serve at baseball games as RBI Girls. Arkansas has a team of uniformed mascots, led by the original Big Red, the Fighting Razorback. Sue E. joined the family along with kid-sized Pork Chop in the late 1990s. Boss Hog is a 9-foot-tall inflatable mascot that rounds out the team.

Jean Nail serves as the coordinator for cheerleaders and mascots. For more information on the cheer squads and tryouts, go to the Spirit Squad section of ArkansasRazorbacks.com.

THE UA ALMA MATER

Brodie Payne and Henry Tovey wrote the University of Arkansas Alma Mater in the early 1900s. They were inspired by the Ozark Mountain sunrise as it illuminated Old Main.

*Pure as the dawn on the brow of thy beauty,
Watches thy Soul
from the mountains of God.
Over the fates of thy children departed,
Far from the land
where their footsteps have trod.
Beacon of hope in the ways dreary lighted,
Pride of our hearts that are loyal and true.
From those who adore unto one who
adores us,
Mother of Mothers, we sing unto you.*



FAYETTEVILLE

SOMETHING FOR EVERYONE



Fayetteville's famous Dickson Street is much more than a college hangout, adding upscale condominiums and specialty retail to its long-standing reputation as the center of entertainment and dining. From hosting major national events like Bikes, Blues and BBQ or serving as the final resting place for the goal posts after Razorback football upsets, one thing remains constant -- Dickson is the heart of what's happening.

Characterized by unmatched outdoor activities, a vibrant night life and cultural and educational opportunities, Fayetteville has something for everyone.

From Robert Redford to James Earl Jones, the University of Arkansas hosted numerous famous speakers in recent years through its Distinguished Lecture Series. Ranging from political satirist, now senator, Al Franken, political consultant Mary Matlin to CNN's Anderson Cooper, and to former world leaders like George H.



FAYETTEVILLE ARKANSAS INFORMATION

- #4 Best Places for Business and Career *Forbes Magazine*
- #7 Top College Sports Towns *Forbes.com*
- #7 Best Places to Live, Work and Play *Kiplingers'*
- #9 Healthiest Housing Market *National Builders*



W. Bush to Israeli prime minister Ehud Barak, vice presidential candidate Geraldine Ferraro and the former Prime Minister of Pakistan the late Bena-



zir Bhutto. Sports figures such as Magic Johnson and Apolo Ohno have been on campus. We've also had one of our more famous former law professors speak several times, President Bill Clinton.

The Fayetteville campus hosts several concerts each year and recent performers include sold-out performances by TI, Foo Fighters and John Mayer in Barnhill Arena. Special events bring artists ranging from B.B. King to Keith Urban and Carrie Underwood to Reynolds Razorback Stadium.





NORTHWEST ARKANSAS

COME AND EXPLORE

While Fayetteville is home to the University of Arkansas, its location in the Northwest corner of the state broadens the borders of this college territory. With Springdale, Rogers and Bentonville to the North, Siloam Springs to the West and Fort Smith to the South of Fayetteville, it's easy to see how Northwest Arkansas is in the center of all the action.

SPRINGDALE

With a population around 65,000, Springdale is anchored by the world headquarters of Tyson Foods. It is home to museums, 100 houses of worship, theaters and great dining. It is also home to the Northwest Arkansas Naturals, Kansas City's Double A affiliate.

ROGERS

Rogers boasts a population around 50,000 and is home to Mercy Medical Center. Just minutes from Fayetteville, Rogers has some of the area's best shopping and dining options.

BENTONVILLE

Bentonville's population has blossomed to more than 29,000. North west Arkansas Community College is located here, and it is the home to Walmart, the world's largest retailer. In addition, several of Walmart's largest vendors make their homes in the area as well making this an exciting place for new graduates to explore.

NORTHWEST ARKANSAS INFORMATION

- The population of Northwest Arkansas is around 420,000.
- It is recognized as one of the fastest growing areas in the United States.
- The regional airport (XNA) offers several daily departures, with direct jet service to Atlanta, Charlotte, Chicago, Cincinnati, Dallas/Ft. Worth, Denver, Detroit, Houston, Las Vegas, Los Angeles, Memphis, Minneapolis/St. Paul, Newark, New York and Orlando.

Bentonville also hosts many of the area's exciting outdoor opportunities with lake access, camping, golf and other recreational outlets.

THE AMP

Every summer, Northwest Arkansas comes alive with the sound of music at the Arkansas Music Pavilion. The AMP plays host to headliners, newcomers and local artists in an outdoor concert setting. The 2010 schedule included Levon Helm, Blue Oyster Cult, Georgia Satellites, Indigo Girls, Goo Goo Dolls, Ted Nugent, Gary Allan, Eil Young Band and Corey Smith, Colby Caillat, STS9, Cross Canadian Ragweed, Pat Travers and Rick Derringer and the Black Crowes.

THE NORTHWEST ARKANSAS NATURALS

The Northwest Arkansas Naturals enjoyed their second summer in Springdale in 2010. The Naturals are members of the Texas League and have a schedule that runs from April-September. Numerous promotional events including concerts, fireworks and special events surround nearly every home game at ARVEST Ballpark.

BIKES, BLUES AND BBQ

Fayetteville and the Northwest Arkansas area celebrated the 10th Annual Bikes, Blues and BBQ event in 2009 and are eagerly anticipating the 2010 fall event as well.

The Bikes, Blues and BBQ rally is the third-largest bike rally in the country behind Sturgis and Daytona Beach and the 2009 attendance numbers were around 350,000 people.

This year's event begins Sept. 29, and the family-friendly rally helps area charities. The event was established in 2000 and more than one half million dollars has been raised. Blues concerts and great food are all part of the fun on this rumbling weekend.



WALTON ARTS CENTER

Just off campus in the heart of Fayetteville is home to the Walton Arts Center. The WAC hosts numerous concerts, theater productions, classes and events with headliners such as Beauty and the Beast, Momma Mia! and the Blue Man Group just to name a few. Shows and events run year round.





FACILITIES

HOME OF THE RAZORBACKS

RAZORBACKS

COACHES

PLAYERS

BAUM STADIUM

2010 SEASON

2011 OPPONENTS

HISTORY

UNIVERSITY



1. **Donald W. Reynolds Razorback Stadium (72,000)**
Recently renovated in 2001...Home of football museum...one of the largest sports venue video boards
2. **Bud Walton Arena (19,200)**
Fifth-largest on-campus hoops facility in nation.
3. **Baum Stadium (10,731)**
Inaugural season in 1994-95...Several expansions...Host of several NCAA events including 2010 regional
4. **Bogle Park (1,346)**
Inaugural season in 2009...Host of 2010 SEC Championship...Chairback seating...Skyboxes
5. **Randal Tyson Track Center (5,000)**
Named for Randal Tyson in recognition of the lead gift from the Tyson Family...Host of nine NCAA Men's and Women's Indoor Track and Field Championships
6. **John McDonnell Field (7,000)**
Named for legendary track coach John McDonnell in 1998...Host of 2009 NCAA Outdoor Track and Field Championships
7. **Agri Cross Country Park**
Year-round dedicated cross country training and competition facility





FACILITIES

HOME OF THE RAZORBACKS

8. Fred and Mary Smith Golf Facility

Opened 2004...Blessings Golf Course...Indoor practice bays and video analysis...dedicated putting and chipping areas on all surfaces

9. Barnhill Arena - Gymnastics (8,500)

Inaugural season for gymnastics in 2003...Host of 2006 and 2009 NCAA Regional

10. Barnhill Arena - Volleyball (8,500)

Converted to volleyball facility in 1994...Host of several NCAA first and second round matches

11. Arkansas Natatorium (1,500)

Inaugural season in 1985...renovations in 1996, 2003, 2007...diving area with 5 meter and 10 meter platforms as well as 1 meters and 3 meters boards...Long and short course events.

12. Razorback Field (1,000)

Inaugural season in 1992...Renovated in 2001 and 2010

13. Billingsley Tennis Center (1,500)

Renovated in 2008...Elevated stadium seating for 10 outdoor courts

14. Dills Indoor Courts (1,500)

Only six-court indoor facility in the SEC...Chairback seating added in 2004...Lead gift from the Dills family

11



12



13




14



8



9



10





FACILITIES

HOME OF THE RAZORBACKS



WALKER FAMILY TRAINING CENTER

- Opened Jan. 18, 2005
- Headquarters to the Razorback strength and conditioning program
- 38,000 square foot facility...110 yards long overlooking the Razorback indoor and outdoor football practice fields
- 19,000 square foot weight room
- 19,000 square foot conditioning area
- Nutritional area with juice bar and protein machines
- 13 42-inch flat-screen televisions
- On-site athletic training room



WILLARD AND PAT WALKER PAVILION

- Opened in 1998 and resurfaced in 2002
- Made possible by a gift from Willard and Pat Walker
- 76,000 square feet of usable space
- Full-size football field including end zones and sidelines
- Height of 52 feet
- Home to the primary Razorback weight room
- Camden and Sue Greene Speed Development Center features sprint and sand lanes



SUTTON STRENGTH AND CONDITIONING CENTER

- Opened in April 2004
- 7,000 square foot strength and conditioning area
- Located within the Lewis Center
- Dedicated to the physical training needs for female student-athletes