



BRANDON
MOORE

JAKE
WISE

BARRETT
ASTIN

RHYNE
STANEK

DOMINIC
FICOCIELLO

COLBY
SUGGS

MATT
VINSON

RAZORBACK

BASEBALL 2013

MEDIA



GUIDE

THIS IS BASEBALL

>> SECOND NATIONALLY IN AVERAGE
ATTENDANCE WITH AN AVERAGE OF 7,893
FANS PER GAME

>> TWENTY-THREE CROWDS OF 7,000 OR
MORE DURING THE 2012 SEASON

>> SET SCHOOL RECORD WITH 28 REGULAR
SEASON HOME VICTORIES IN 2012

>> TWO COLLEGE WORLD SERIES
APPEARANCES IN THE LAST FOUR SEASONS

>> ELEVEN STRAIGHT NCAA TOURNAMENT
APPEARANCES

>> FOUR CONSECUTIVE SEASONS WITH AT
LEAST 40 WINS



| | |
|--|-------------|
| ARKANSAS BASEBALL | 1-20 |
| Table of Contents/Quick Facts..... | 1 |
| Razorback Tradition..... | 2-3 |
| Gameday at Baum Stadium..... | 4-5 |
| The Future of Razorback Baseball..... | 6 |
| Razorbacks with Team USA..... | 7 |
| Razorbacks in Major League Baseball..... | 8-9 |
| Strength & Conditioning..... | 10 |
| Sports Medicine..... | 11 |
| Travel..... | 12 |
| Community Service..... | 13 |
| Media Coverage..... | 14 |
| Media Information..... | 15 |
| ArkansasRazorbacks.com..... | 16 |
| Razorback Sports Network from IMG..... | 17 |
| Numerical Roster..... | 18 |
| Alphabetical Roster/Breakdown..... | 19 |
| Radio/TV Roster..... | 20 |

| | |
|---|--------------|
| 2013 RAZORBACKS | 21-75 |
| Head Coach Dave Van Horn..... | 22-25 |
| Associate Head Coach Todd Butler..... | 26-27 |
| Assistant Coach Dave Jorn..... | 28-29 |
| Clay Goodwin/Kelly Moore..... | 30 |
| Brian Walker/Jacob Julius/Managers..... | 31 |
| Diamond Dolls..... | 32 |
| RBI Girls..... | 33 |
| Brian Anderson..... | 34-35 |
| Barrett Astin..... | 36-37 |
| Trent Daniel..... | 38-39 |
| Randall Fant..... | 40-41 |
| Dominic Ficociello..... | 42-43 |
| Eric Fisher..... | 44-45 |
| Michael Gunn..... | 46-47 |
| Cade Lynch..... | 48-49 |
| Jacob Mahan..... | 50-51 |
| Brandon Moore..... | 52-53 |
| Jacob Morris..... | 54-55 |

| | |
|-------------------|-------|
| Chris Oliver..... | 56-57 |
| Joe Serrano..... | 58-59 |
| Ryne Stanek..... | 60-61 |
| Colby Suggs..... | 62-63 |
| Matt Vinson..... | 64-65 |
| Jake Wise..... | 66-67 |
| Tyler Wright..... | 68-69 |
| Newcomers..... | 70-76 |

| | |
|--|--------------|
| BAUM STADIUM | 77-84 |
| Baum Stadium..... | 78-82 |
| Top Moments in Baum Stadium History..... | 83 |
| George Cole Field..... | 84 |

| | |
|---------------------------------------|---------------|
| 2012 REVIEW | 85-103 |
| Season Review..... | 86-87 |
| Overall Stats..... | 88 |
| SEC Stats..... | 89 |
| Results..... | 90 |
| Starting Lineups (Batting Order)..... | 91 |
| Starting Lineups (Defense)..... | 92 |
| Game-by-Game Hitting..... | 93 |
| Game-by-Game Pitching..... | 94 |
| Team & Individual Game Highs..... | 95 |
| Miscellaneous Stats..... | 96 |
| Arkansas Home Run Chart..... | 97 |
| Honors & Awards..... | 98 |
| Razorbacks in Summer Ball..... | 99 |
| Departed Player Career Stats..... | 100-101 |
| 2012 SEC Review..... | 102 |
| SEC Team Stats..... | 103 |

| | |
|-----------------------------------|----------------|
| 2013 OPPONENTS | 105-114 |
| 2013 Opponents..... | 106-113 |
| 2013 SEC Baseball Tournament..... | 114 |

| | |
|------------------------------------|----------------|
| HISTORY & RECORDS | 115-180 |
| Arkansas Baseball History..... | 116-117 |

| | |
|------------------------------------|---------|
| 1979 College World Series Team... | 118 |
| 1985 College World Series Team... | 119 |
| 1987 College World Series Team... | 120 |
| 1989 College World Series Team... | 121 |
| 2004 College World Series Team... | 122 |
| 2009 College World Series Team... | 123 |
| 2012 College World Series Team... | 124 |
| NCAA Tournament History..... | 125 |
| Conference Tournament History..... | 126 |
| All-Americans..... | 127 |
| All-Conference Selections..... | 128 |
| MLB Draft Picks..... | 129-130 |
| All-Time Lettermen..... | 131-134 |
| Team Records..... | 135-138 |
| Individual Records..... | 139-140 |
| Career Batting Records..... | 141 |
| Season Batting Records..... | 142 |
| Career Pitching Records..... | 143 |
| Season Pitching Records..... | 144 |
| Year-by-Year Hitting..... | 145 |
| Year-by-Year Pitching..... | 146 |
| Year-by-Year Leaders..... | 147-149 |
| Year-by-Year Results..... | 150 |
| Arkansas vs. All Opponents... | 151-152 |
| Game-by-Game Series Results... | 153-169 |
| All-Time Results..... | 170-182 |

| | |
|---|----------------|
| UNIVERSITY OF ARKANSAS | 183-192 |
| The University..... | 184-185 |
| University Chancellor/FAR..... | 186 |
| Vice Chancellor and Director of Athletics | |
| Jeff Long..... | 187 |
| Athletic Administration..... | 188-191 |
| Baseball Support Staff..... | 192-193 |
| Razorback Support Services... | 194-195 |
| The Razorback Foundation..... | 196 |

SCHOOL INFORMATION

| | |
|--------------------------------|---------------------------------|
| Location..... | Fayetteville, Arkansas |
| Founded..... | 1871 |
| Enrollment..... | 24,595 |
| Nickname..... | Razorbacks |
| School Colors..... | Cardinal (PMS 200) and White |
| Conference..... | Southeastern (Western Division) |
| Chancellor..... | Dr. G. David Gearhart |
| System President..... | Dr. Donald R. Bobbitt |
| Athletic Director..... | Jeff Long |
| Faculty Athletic Rep..... | Dr. Sharon Hunt |
| Athletics Website..... | ArkansasRazorbacks.com |
| Ticket Office Phone..... | 1-800-982-HOGS |
| Athletic Department Phone..... | 479-575-6533 |

BASEBALL STADIUM

| | |
|---|-----------------------------------|
| Home Facility..... | Baum Stadium at George Cole Field |
| Capacity..... | 10,737 (8,237 Chairbacks) |
| Stadium Opening..... | April 13, 1996 |
| Dedication..... | May 3, 1996 |
| Field Dimension... LF - 320, LC - 375, CF - 400, RC - 365, RF - 320 | |
| Surface..... | Grass |

COACHING STAFF

| | |
|---|-------------------------------------|
| Head Coach..... | Dave Van Horn |
| Record at Arkansas..... | 405-223 (10 seasons, .645) |
| Overall Division-I..... | 725-380 (18 seasons, .656) |
| Overall as a Head Coach..... | 990-463 (24 seasons, .681) |
| Van Horn's D-I Postseason App. (Total/at UA)..... | 14/10 |
| Van Horn's College World Series Appearances..... | 5 |
| (NU: 2001, 2002; UA: 2004, 2009, 2012) | |
| Associate Head Coach/Outfielders..... | Todd Butler (McNeese St., 1991) |
| Pitching Coach..... | Dave Jorn (SE Missouri State, 1981) |
| Volunteer Asst./Catchers..... | Brian Walker (Arkansas, 2011) |

| | |
|---|--|
| Student Asst. Coach..... | Jacob Julius |
| Dir. of Baseball Operations..... | Clay Goodwin (Arkansas, 2005) |
| Athletic Trainer..... | Corey Wood (East Carolina, 2008) |
| Strength & Conditioning..... | Mike Strouhal |
| Managers..... | Jack Baltz Christian Kowalchuk Jordan Larkan |
| Baseball Staff Assoc./Camp Coordinator..... | Kelly Moore |
| Baseball Office Phone..... | 479-575-3655 |
| Baseball Office Fax..... | 479-575-5223 |

2013 TEAM INFORMATION

| | |
|---------------------------------------|---|
| Lettermen Returning/Lost..... | 17/12 |
| Position Starters Returning/Lost..... | 5/4 |
| Pitchers Returning/Lost..... | 10/3 |
| 2012 Redshirts..... | 5 (Eric Fisher, Brian Heldman, Jean Ramirez, Landon Simpson, Tyler Spoon) |
| Newcomers..... | 18 |
| Top Returning Players..... | Brian Anderson (INF/OF), Barrett Astin (RHP), Trent Daniel (LHP), Randall Fant (LHP), Dominic Ficociello (INF), Jacob Mahan (INF), Brandon Moore (RHP), Jacob Morris (OF), Joe Serrano (OF), Ryne Stanek (RHP), Colby Suggs (RHP), Matt Vinson (OF), Tyler Wright (LHP) |
| Top Newcomers... | Jalen Beeks (LHP), Isaac Hellbusch (INF/OF), Trey Killian (RHP), Brett McAfee (INF), Colin Poché (LHP), Willie Schwanke (INF) |

2012 REVIEW

| | |
|---------------------|-----------------------------|
| Overall Record..... | 46-22 |
| Home..... | 28-8 |
| Away..... | 11-9 |
| Neutral..... | 7-5 |
| SEC Record..... | 16-14 |
| SEC Finish..... | T-2nd, SEC Western Division |
| SEC Tournament..... | 0-2, T-9th |

| | |
|---|----------------------------------|
| Postseason..... | 7-3, T-3rd, College World Series |
| Final <i>Baseball America</i> Ranking..... | 6 |
| Final <i>USA Today</i> /ESPN Ranking..... | 3 |
| Final <i>Collegiate Baseball</i> Ranking..... | 3 |
| Final NCBWA Ranking..... | 3 |
| Final Ratings Percentage Index (RPI)..... | 9 |

ARKANSAS MEDIA RELATIONS

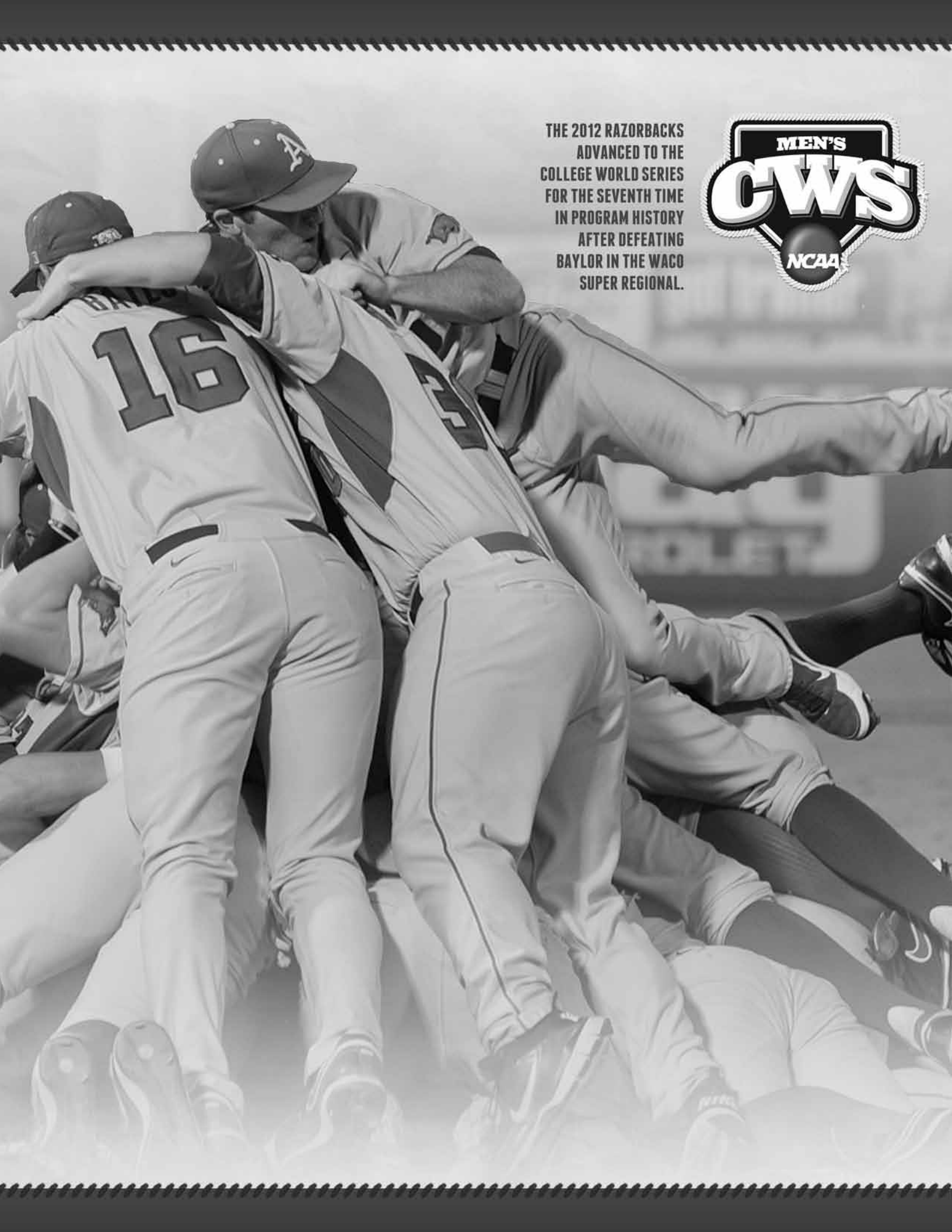
| | |
|---------------------------------------|--|
| Asst. MRD/Baseball..... | Chad Crunk (Kentucky, 2006) |
| Office Phone..... | 479-575-2753 |
| Office Fax..... | 479-575-7481 |
| E-mail..... | mcrunk@uark.edu |
| Press Box Phone (Media Only)..... | 479-575-4141 |
| Mailing Address..... | University of Arkansas Media Relations P.O. Box 7777 Fayetteville, AR 72702 |
| Shipping Address..... | University of Arkansas Media Relations 131 Barnhill Arena Fayetteville, AR 72701 |
| Razorback Baseball Radio Network..... | 479-575-7404 |

TRADITION



| | |
|----|----------------------------------|
| 2 | SEC REGULAR SEASON CHAMPIONSHIPS |
| 4 | SEC WESTERN DIVISION TITLES |
| 5 | NCAA SUPER REGIONAL APPEARANCES |
| 7 | COLLEGE WORLD SERIES APPEARANCES |
| 25 | NCAA TOURNAMENT APPEARANCES |
| 36 | ALL AMERICANS |
| 68 | ALL-CONFERENCE SELECTIONS |





THE 2012 RAZORBACKS
ADVANCED TO THE
COLLEGE WORLD SERIES
FOR THE SEVENTH TIME
IN PROGRAM HISTORY
AFTER DEFEATING
BAYLOR IN THE WACO
SUPER REGIONAL.



GAMEDAY AT BAUM STADIUM

- >> NAMED TOP COLLEGIATE
BASEBALL FACILITY BY
RIVALS.COM IN 2008
- >> RECORD ATTENDANCE (11,462)
AGAINST LSU (APRIL 2011)
- >> RANKED TOP FIVE NATIONALLY
IN ATTENDANCE EACH OF THE
LAST EIGHT SEASONS
- >> HOST OF FIVE NCAA
REGIONALS AND ONE NCAA
SUPER REGIONAL
- >> ALL-TIME BAUM STADIUM
RECORD OF 375-149 (.716)





LEFT: THE RBI GIRLS ENTERTAIN RAZORBACK FANS BEFORE AND DURING GAMES AT BAUM STADIUM. MIDDLE: ARKANSAS HAS SOME OF THE BEST FANS IN COLLEGE BASEBALL, CONSISTENTLY RANKING NEAR THE TOP IN NATIONAL ATTENDANCE FIGURES. RIGHT: RAZORBACK FANS PACK INTO THE HOG PEN BEHIND THE LEFT FIELD FENCE.



RAZORBACK BASEBALL

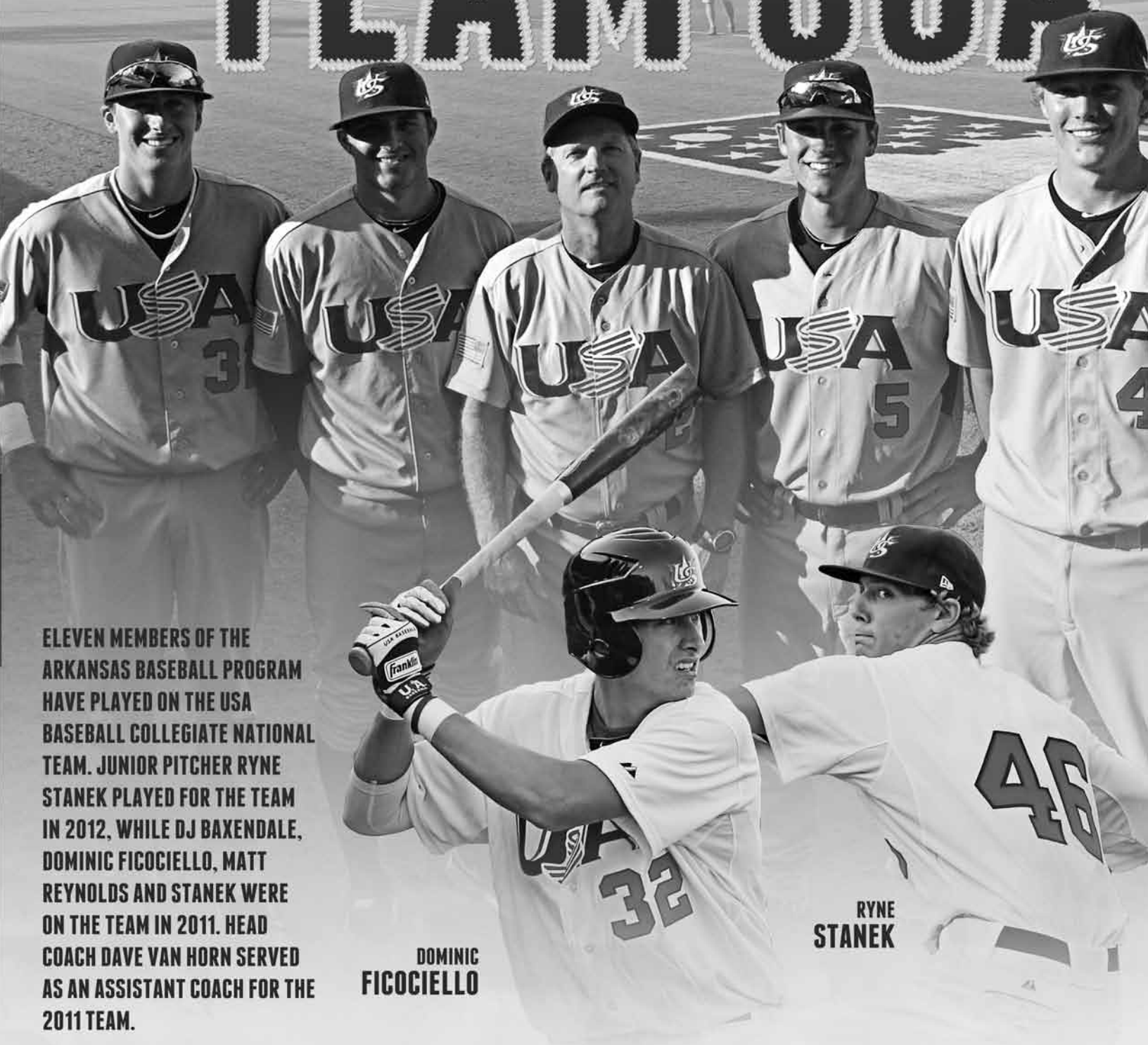
THE FUTURE



THE UNIVERSITY OF ARKANSAS RAZORBACK ATHLETICS FACILITIES MASTER PLAN WAS ANNOUNCED IN THE FALL OF 2011. A BASEBALL/TRACK INDOOR TRAINING FACILITY WAS APPROVED BY THE BOARD OF TRUSTEES IN THE FALL OF 2012. ALSO INCLUDED IN THE PLAN ARE EXPANSIONS TO BAUM STADIUM, WHICH INCLUDE THE ADDITION OF LUXURY SUITES IN LEFT AND RIGHT FIELD, A CONCOURSE THAT GOES AROUND THE ENTIRE STADIUM AND A NEW CENTER FIELD ENTRANCE TO THE STADIUM.



RAZORBACKS WITH TEAM USA



ELEVEN MEMBERS OF THE ARKANSAS BASEBALL PROGRAM HAVE PLAYED ON THE USA BASEBALL COLLEGIATE NATIONAL TEAM. JUNIOR PITCHER RYNE STANEK PLAYED FOR THE TEAM IN 2012, WHILE DJ BAXENDALE, DOMINIC FICOCIELLO, MATT REYNOLDS AND STANEK WERE ON THE TEAM IN 2011. HEAD COACH DAVE VAN HORN SERVED AS AN ASSISTANT COACH FOR THE 2011 TEAM.

DOMINIC
FICOCIELLO

RYNE
STANEK

RAZORBACKS IN THE BIG LEAGUES



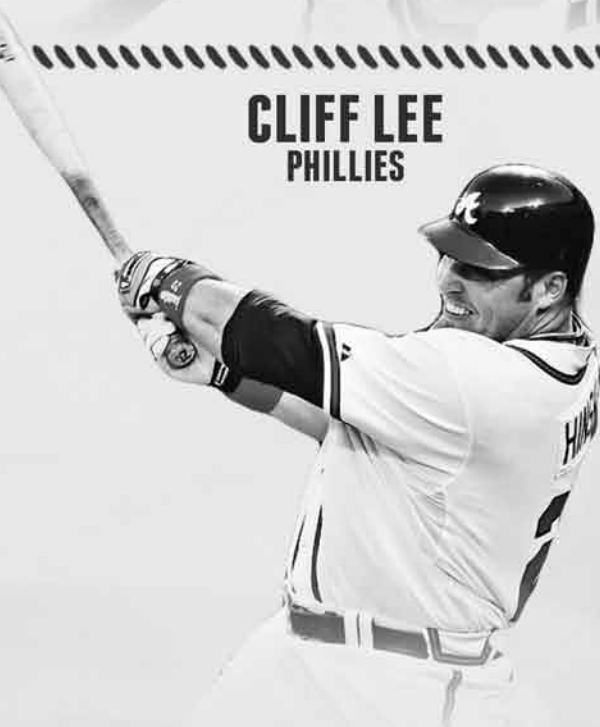
CLIFF LEE
PHILLIES



DREW SMYLY
TIGERS



DALLAS KEUCHEL
ASTROS



ERIC HINSKE
DIAMONDBACKS



CRAIG GENTRY
RANGERS



LOGAN FORSYTHE
PADRES



MIKE OQUIST
JIM WALKUP (BROWNS)



ERIC HINSKE
CHARLIE JAMERSON
TIM LOLLAR



TIM LOLLAR
DAN WRIGHT



DARREL AKERFIELDS
CLIFF LEE
MEL McGAHA (MANAGER)
JESS TODD
ROY WOOD



BABE ELLISON
LESTER LANCASTER
DREW SMYLY
PHIL STIDHAM
JIM WALKUP
JACK WHILLOCK



DALLAS KEUCHEL
RONN REYNOLDS



JEFF KING
MEL McGAHA (MANAGER)
KEVIN McREYNOLDS
KIT PELLOW
SCOTT POSE



JOHNNY RAY



BUD BLOOMFIELD
KEVIN CAMPBELL



ERIC HINSKE
TIM LOLLAR
SCOTT POSE



DARREL AKERFIELDS
KEVIN CAMPBELL
SKEETER KELL (PHILADELPHIA)
MIKE OQUIST



CLIFF LEE
PAT RICE
MATT WAGNER



ERIC HINSKE



DARREL AKERFIELDS
CRAIG GENTRY
CLIFF LEE



ERIC HINSKE
ROBERT PERSON



ERIC HINSKE
JIM KREMERS



ERIC HINSKE



LESTER LANCASTER
BLAKE PARKER



CHUCK TOMPKINS



BUBBA CARPENTER
KIT PELLOW



SCOTT POSE



GERALD HANNAHS



MATT ERICKSON



KEVIN McREYNOLDS
ROBERT PERSON
RONN REYNOLDS



DARREL AKERFIELDS
CLIFF LEE
ROBERT PERSON
RONN REYNOLDS



HUGO BEZDEK (MANAGER)
ERIC HINSKE
JEFF KING
TIM LOLLAR
JOHNNY RAY
ROY WOOD



LOGAN FORSYTHE
TIM LOLLAR
KEVIN McREYNOLDS
MIKE OQUIST
RONN REYNOLDS



SID BENTON
BUD BLOOMFIELD
HOWARD HILTON
DICK HUGHES
LESTER LANCASTER
TOM PAGNOZZI
TIM SHERRILL
JESS TODD



GERALD HANNAHS (EXPOS)

ARKANSAS HAS HAD 42 PLAYERS MAKE IT TO THE MAJOR LEAGUES. IN 2012, THE RAZORBACKS HAD AS MANY AS SEVEN PLAYERS IN THE BIG LEAGUES AT ONE TIME. FORMER RAZORBACK DREW SMYLY ADVANCED TO THE WORLD SERIES WITH THE DETROIT TIGERS IN 2012, MARKING THE SIXTH STRAIGHT YEAR THAT A FORMER RAZORBACK PLAYED IN THE FALL CLASSIC.

STRENGTH & CONDITIONING

**MIKE
STROUHAL**

**STRENGTH &
CONDITIONING COACH
TENTH SEASON
UNIV. OF SAINT MARY, '03**




- >> THE RAZORBACK BASEBALL TEAM WORKS OUT IN THE WALKER FAMILY TRAINING CENTER, WHICH IS A 38,000-SQUARE FOOT FACILITY.
- >> THE WEIGHT ROOM IS ONE OF THE LARGEST IN THE COUNTRY AND HAS BEEN STUDIED AND COPIED BY OTHER UNIVERSITIES.
- >> THE WEIGHT ROOM IS BROKEN UP INTO A 19,000-SQUARE FOOT WEIGHT ROOM AND A 19,000-SQUARE FOOT CONDITIONING AREA.
- >> THE BASEBALL TEAM ALSO HAS ACCESS TO AN AUXILIARY WEIGHT ROOM AT BAUM STADIUM, CONVENIENT FOR IN-SEASON LIFTING.

A native of Kansas City, Kan., Strouhal is a 2003 graduate of the University of Saint Mary in Leavenworth, Kan., with a bachelor's in sports management and coaching. While at Saint Mary, he started four years in baseball, three years in football and began his coaching career as a strength and conditioning coach.

Strouhal is certified through the NSCA and USAW. He has overseen the development of gymnastics, baseball, freshman football, men's track sprinters and jumpers, softball and men's tennis. He has assisted with football, men's and women's basketball, soccer and volleyball, and directed an internship program.

His philosophy is based on improving performance and decreasing injuries. The core objective of his program is to develop athleticism. To assist athletes in reaching this goal, his workouts focus on increasing soft tissue quality, mobility, flexibility, speed, power and strength.

Strouhal is married to the former Allison May and they reside in Fayetteville.



SPORTS MEDICINE



**COREY
WOOD**

**ASSISTANT ATHLETIC TRAINER
SECOND SEASON
EAST CAROLINA, '08**

Corey Wood joined the University of Arkansas as part of the athletic training staff in June 2011. Wood spent the previous two years working with Wichita State as a graduate assistant trainer. While working with WSU's baseball team, he was responsible for the Shockers' day-to-day injury prevention and rehabilitation. Wood also served as the host athletic trainer for the 2011 Missouri Valley Conference baseball tournament and was an intern for the WSU strength and conditioning staff for a year.

Prior to WSU, Wood worked as an intern with the Cleveland Indians through their spring training in 2009. He directed the aquatic therapy sessions as well as oversaw the strength activities of the team.

Wood earned his bachelor's degree from East Carolina University in May of 2008 and his master's degree in May of 2011 from Wichita State.



TRAVEL &

TRANSPORTATION



THE RAZORBACKS USE A VARIETY OF TRAVEL MODES DURING THE SEASON FROM CHARTER AIRCRAFT TO COMMERCIAL AIRLINES TO CHARTER BUSES.



RAZORBACKS IN THE COMMUNITY



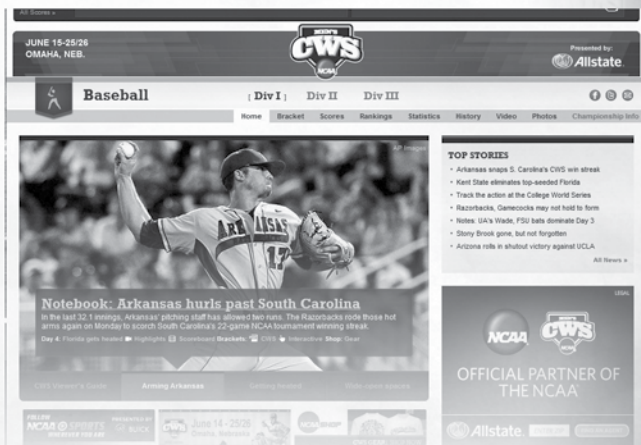
THE BASEBALL TEAM IS INVOLVED IN MANY COMMUNITY SERVICE EFFORTS THROUGHOUT THE YEAR, INCLUDING READING AT LOCAL ELEMENTARY SCHOOLS, ENCOURAGING FITNESS AT THE GRASS ROOTS LEVEL AND RAISING MONEY FOR UNDERPRIVILEGED CHILDREN DURING THE HOLIDAY SEASON.



MEDIA ATTENTION



THE RAZORBACKS RECEIVE COVERAGE FROM LOCAL, REGIONAL AND NATIONAL MEDIA OUTLETS THROUGHOUT THE SEASON. IN 2012, ARKANSAS APPEARED ON TELEVISION A SCHOOL-RECORD 30 TIMES, INCLUDING 16 GAMES ON THE ESPN FAMILY OF NETWORKS AND ESPN3.





Chad Crunk
Asst. MRD

Arkansas Baseball Media Relations Contact

Assistant Media Relations Director
Chad Crunk will handle all media requests regarding Arkansas Razorback baseball during the 2013 season. Media members can expect updated notes and statistics prior to each series.

Contact Information:

Office 479-575-2753
Cell 479-387-8742
E-mail mcrunk@uark.edu
Fax 479-575-7481
Press Box 479-575-4141

Mailing Address:

Media Relations Department
University of Arkansas
P.O. Box 7777
131 Barnhill Arena
Fayetteville, AR 72702

Arkansas Athletic Media Relations

The University of Arkansas athletic media relations office is located on the north side of Barnhill Arena with office hours from 8 a.m. to 5 p.m., Monday through Friday. You can often reach us at Barnhill after hours, but if not, please leave a message on our voice mail system.

Interview Policy

Please direct all requests for interviews with coaches and players to Chad Crunk. For home SEC weekends, Coach Dave Van Horn will hold his weekly press conference on Thursday with players and assistant coaches available following Thursday's practice. On road SEC weekends, Coach Van Horn will hold his weekly press conference on Wednesday with players and assistant coaches available following Wednesday's practice. Players are not available for interviews on gamedays, except for post-game interviews. Post-game press conferences are held in the indoor batting cages located down the third base line. Coach Van Horn will address the media first, followed by the two or three most requested Razorback players. In the event of a double header, the only Arkansas player available between games for interviews is the starting pitcher of game one. The Arkansas clubhouse is off limits to the media at all times.

Credentials

Members of the media should contact Chad Crunk to request individual game credentials for Razorback baseball home games. Credential requests should be made no later than noon (CT) the day before the scheduled contest and should be directed to the media relations office at 479-575-2753 or sent by e-mail to Chad Crunk (mcrunk@uark.edu). Credential requests for away games should be made to the media relations contact of the home team.

E-mail Updates

Members of the media may request to be added to the Arkansas media relations baseball e-mail group. Subscribers will receive game notes, game stories and other information. To subscribe, send a request to Chad Crunk. Please identify yourself and your organization in your request as this service is only available to members of the media.

Gameday Media Services

The Arkansas media relations staff provides scorecards, rosters, updated statistics and results for each team in the Baum Stadium press box prior to each home game. Box scores, play-by-play and any postgame notes are disseminated approximately 10 minutes after the conclusion of the game. An *Associated Press*-style game story is also produced by the media relations office. Members of the media may request these stories be sent to their organization via e-mail by contacting a member of the media relations office.

Wireless Internet

The Baum Stadium press box is equipped with wireless internet for use by the media. Media members should log on to the "UA Wireless" network, open their internet browser and enter their email address to gain access to the network.

Live Radio/TV

The University of Arkansas Athletics Department retains all copyrights to its home events. All visiting radio stations must contact Director of Broadcasting Chuck Barrett 48 hours prior to make arrangements. Non-conference opponents may be subject to line charges as well as rights fees. Other stations requesting a phone line should contact SBC directly. Requests for live or tape-delayed television rights should be made in advance, and in writing, to Associate AD for Marketing and Licensing Brian Pracht (bpracht@uark.edu).

IP-Based Streaming

The Arkansas Athletics Department retains all streaming rights for its home events. Shared streams may be provided to opponents on a reciprocating basis. Please contact Director of RazorVision Michelle Glover (mlglover@uark.edu) for any requests for IP-based data, audio or video streaming.

Facilities/Parking

The Arkansas baseball team conducts all practices and all games at Baum Stadium at George Cole Field. Baum Stadium is located just off Razorback Road south of Martin Luther King, Jr., Boulevard. Game Day parking for the media is located in the parking lot directly behind the Randal Tyson Track Center. Only cars with a parking credential will be allowed access to the parking lot.

Photographers

No cameras are allowed on the Baum Stadium playing surface during games. Photographers are encouraged to use the photo wells at the end of each dugout and behind home plate.

2013 Baseball Media Guide

The 2013 edition of the Arkansas baseball media guide was written, typeset and edited by Assistant Media Relations Director Chad Crunk. Layout and design by Chad Crunk and Andrew Reynolds. Covers designed by Andrew Reynolds. Editorial assistance provided by Mary Lynn Gibson, Zack Higbee, Zach Lawson, Phil Pierce, Jeri Thorpe, Kevin Trainor and Jackson Braswell. Thanks to the baseball staff for their input and assistance. Photography by Walt Beazley, Wesley Hitt, Beth Hall, Atlanta Braves/Pouya Dianat, Miles Kennedy/Philadelphia Phillies, Andy Hayt/San Diego Padres, Brad Newton/Texas Rangers, Houston Astros, USA Baseball, Jon Dyson, SportsPix, Kevin Clark of University Bus Lines, Lisa Van Horn and the Arkansas Athletic Department archives. This book was printed by EBSCO Media in Birmingham.

On the Web

Daily information regarding the Arkansas baseball team is just a click away. To keep up with all the baseball action throughout the season with athlete and coach bios, statistics, game notes, releases, records and more, visit the online home of Razorback baseball at...

ARKANSASRAZORBACKS.COM

Arkansas Media Outlets

Arkansas Democrat-Gazette

Northwest Arkansas Bureau 479-365-2969

Nate Allen Sports Services

Nate Allen..... 479-442-5536

Arkansas News Bureau (Northwest Arkansas)

Robbie Neiswanger 479-301-6268

Arkansas News Bureau (Little Rock)

Harry King 501-912-0750

KATV-TV (ABC)

Steve Sullivan - Sports Director 501-324-7544

KARK-TV (NBC)

Trey Mallett..... 501-340-4521

KFSM-TV (CBS)

Chris Breece - Sports Director 479-521-1330

KHOG-TV (ABC)

Mike Jacques - Sports Director 479-878-6031

KLRT-TV (Fox 16)

David Raath - Sports Director 501-217-4257

KNWA-TV (NBC) (Fox)

Jason Carroll - Sports Director 479-684-4423

KTHV-TV (CBS)

Mark Edwards 501-244-4561

Hawgs Illustrated (Specialty Publication)

Clay Henry - Editor..... 800-757-6277

Arkansas Traveler (University)

Kristen Coppola - Sports Editor 479-575-3406

Southwest Times Record

Scott Faldon - Sports Editor 479-784-0469

KHBS-TV (ABC)

Fort Smith 479-878-6010

UATV-TV (University)

Larry Foley - Faculty Manager 479-575-6307

Associated Press

Kurt Voigt 800-715-7291



RAZORBACK SPORTS NETWORK

For the 22nd-consecutive season, every pitch of the Arkansas baseball season can be heard on the Razorback Sports Network from IMG College. The network spans the state of Arkansas and can also be heard in neighboring states as well as across the globe via the internet.

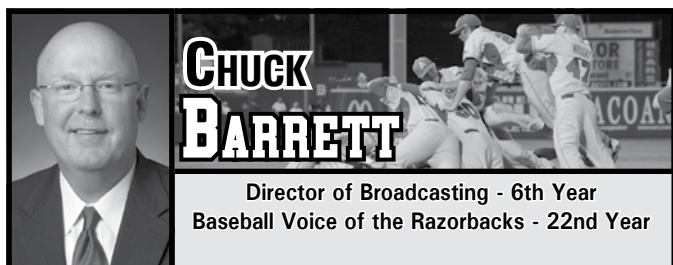
The Razorback Baseball Radio Network is one of the largest collegiate baseball radio networks in the nation. With more than 20 affiliates, Razorback baseball games are never more than a dial away no matter where an Arkansas fan resides.

Chuck Barrett returns to the booth for his 22nd season as the network's play-by-play announcer. Barrett has called nearly every pitch since the network's inception in 1992 and his voice has become synonymous with Arkansas baseball. Barrett is joined in the booth by former Arkansas Sports Information Director Rick Schaeffer who returned to Razorback baseball broadcasts in 2001 after a five-year absence. Schaeffer handles color analyst duties for most games but has filled in for the occasional play-by-play spot when Barrett has been unavailable.



2013 RAZORBACK BASEBALL SPORTS NETWORK AFFILIATES

| | | |
|---------|-------|------------------|
| KASR-FM | 92.7 | Conway |
| KAGH-FM | 104.9 | Crossett |
| KELD-FM | 106.5 | El Dorado |
| KQSM-FM | 92.1 | Fayetteville |
| KXJK-AM | 950 | Forrest City |
| KHGG-FM | 103.1 | Fort Smith |
| KWXI-AM | 670 | Glenwood |
| KWXI-FM | 98.9 | Glenwood |
| KFFA-AM | 1360 | Helena |
| KFFA-FM | 103.1 | Helena |
| KXAR-AM | 1490 | Hope |
| KABZ-FM | 103.7 | Little Rock |
| KBCN-FM | 104.3 | Marshall |
| KTTG-FM | 96.3 | Mena |
| KOMT-FM | 107.5 | Mountain Home |
| KURM-AM | 790 | Rogers |
| KURM-FM | 100.3 | Rogers |
| KARV-AM | 610 | Russellville |
| KARV-FM | 101.3 | Russellville |
| KSMD-FM | 99.1 | Searcy |
| KWAK-FM | 105.1 | Stuttgart |
| KKTK-AM | 1400 | Texarkana, Texas |



Chuck Barrett is in his sixth year as a full-time member of the Arkansas athletic department, but his affiliation with the university goes back to 1992.

Barrett handles radio play-by-play duties for football, men's basketball and baseball. He is also the host of Mike'd Up with Mike Anderson, a speaker at Razorback Club meetings and handles all voice-over work for the athletic department, in addition to other duties.

Barrett, who has been named Arkansas Sportscaster of the Year three times (2007, 2008 and 2010), originally hails from Clarksville, Ark., and has been a part of the Arkansas Razorback Sports Network football radio broadcasts for 19 years in a variety of roles. He became the play-by-play voice of the Arkansas men's basketball team at the start of the 2010-11 season, replacing Mike Nail who held the position for 29 years. He has handled Razorback baseball radio play-by-play for the past 21 seasons.

Prior to joining the Arkansas staff, he was a radio talk show host for Citadel Broadcasting for 15 years.

Barrett, who is married to Precious, is a board member of the Brandon Burlsworth Foundation.



NUMERICAL ROSTER



| No. | Name | Pos. | B/T | Ht. | Wt. | Class-Exp. | Hometown/HS/Last College |
|-----|--------------------|--------|-----|------|-----|------------|---|
| 1 | Brian Anderson | INF/OF | R/R | 6-3 | 185 | So.-1L | Edmond, Okla./Deer Creek HS |
| 3 | Jacob Mahan | INF | L/R | 6-0 | 185 | Sr.-1L | Camarillo, Calif./Camarillo HS/Oxnard College |
| 4 | Jacob Morris | OF | R/R | 6-3 | 215 | R-Jr.-2L | Coppell, Texas/Coppell HS |
| 5 | Brett McAfee | INF | R/R | 6-0 | 180 | So.-TR | Longview, Texas/Pine Tree HS/Panola JC |
| 6 | Willie Schwanke | INF | L/R | 6-1 | 185 | Fr.-HS | Frisco, Texas/Wakeland HS |
| 7 | Johnny Tolson | INF | S/R | 6-0 | 185 | Jr.-TR | Lafayette, La./St. Thomas More HS/Meridian CC |
| 8 | Tyler Spoon | OF/INF | R/R | 5-11 | 190 | R-Fr.-RS | Van Buren, Ark./Van Buren HS |
| 10 | Joe Serrano | OF | R/R | 6-0 | 195 | So.-1L | Tucson, Ariz./Salpointe Catholic HS |
| 12 | Jordan Farris | INF | R/R | 6-3 | 205 | Fr.-HS | Ventura, Calif./St. Bonaventure HS |
| 13 | Michael Gunn | LHP | L/L | 6-0 | 205 | So.-1L | Wilson, Ark./Christian Brothers HS |
| 14 | Garrett Rucker | OF | L/R | 6-1 | 185 | Fr.-HS | Arkadelphia, Ark./Arkadelphia HS |
| 15 | Colin Poché | LHP | L/L | 6-3 | 195 | Fr.-HS | Flower Mound, Texas/Marcus HS |
| 17 | Barrett Astin | RHP | R/R | 6-1 | 200 | Jr.-2L | Forrest City, Ark./Forrest City HS |
| 18 | Clayton Booth | OF | R/R | 6-0 | 185 | Fr.-HS | Little Rock, Ark./Little Rock Central HS |
| 19 | Jake Wise | C | R/R | 6-0 | 200 | Jr.-2L | Houston, Texas/Cypress HS |
| 20 | Matt Vinson | OF | S/R | 6-2 | 210 | Sr.-3L | Alma, Ark./Alma HS |
| 24 | Blake Baxendale | C | R/R | 6-3 | 215 | Fr.-HS | Rogers, Ark./Rogers Heritage HS |
| 25 | Dominic Ficociello | INF | S/R | 6-4 | 200 | Jr.-2L | Fullerton, Calif./Fullerton Union HS |
| 26 | Hayden Barnett | RHP | R/R | 6-3 | 200 | Fr.-HS | Houston, Texas/Stratford HS |
| 27 | Jean Ramirez | C | R/R | 6-0 | 210 | R-Fr.-RS | Ft. Worth, Texas/Boswell HS |
| 28 | Isaac Hellbusch | INF/OF | R/R | 6-3 | 210 | Fr.-HS | Edmond, Okla./Deer Creek HS |
| 29 | Eric Fisher | INF | L/L | 6-3 | 210 | R-So.-1L | Spring, Texas/Klein HS |
| 30 | Brandon Moore | RHP | R/R | 6-3 | 228 | Jr.-2L | Van Buren, Ark./Van Buren HS |
| 32 | Randall Fant | LHP | L/L | 6-4 | 185 | Sr.-3L | Texarkana, Texas/Texas HS |
| 33 | Trey Killian | RHP | R/R | 6-2 | 190 | Fr.-HS | Mountain Home, Ark./Mountain Home HS |
| 34 | Colby Suggs | RHP | R/R | 6-0 | 225 | Jr.-2L | Sulphur Springs, Texas/Sulphur Springs HS |
| 35 | Jackson Lowery | RHP | R/R | 6-0 | 175 | Jr.-TR | Little Rock, Ark./Pulaski Academy/Meridian CC |
| 36 | Mike Sisco | RHP | R/R | 6-4 | 215 | Jr.-TR | Fayetteville, Ark./Fayetteville HS/Crowder CC |
| 37 | Trent Daniel | LHP | L/L | 6-2 | 195 | R-Sr.-2L | Bryant, Ark./Bryant HS/Arkansas-Fort Smith |
| 38 | Brian Heldman | RHP | R/R | 6-3 | 180 | R-Fr.-RS | Round Rock, Texas/Stony Point HS |
| 39 | Chris Oliver | RHP | R/R | 6-4 | 180 | So.-1L | Farmington, Ark./Shiloh Christian HS |
| 40 | Thomas Altimont | RHP | R/R | 6-0 | 185 | Jr.-TR | Southlake, Texas/Southlake Carroll HS/McLennan CC |
| 41 | Josh Alberius | INF | R/R | 5-11 | 170 | Fr.-HS | Little Rock, Ark./Little Rock Christian HS |
| 43 | Terry Tatum | OF | R/R | 5-11 | 175 | Fr.-HS | Collierville, Tenn./Houston HS |
| 45 | Landon Simpson | RHP | R/R | 5-10 | 180 | R-Fr.-RS | Magnolia, Ark./Magnolia HS |
| 47 | Tyler Wright | LHP | L/L | 6-2 | 175 | Sr.-1L | Houston, Texas/Mayde Creek HS/San Jacinto CC |
| 48 | Adam Meyer | LHP | L/L | 6-2 | 190 | Fr.-HS | Azle, Texas/Azle HS |
| 49 | Jalen Beeks | LHP | L/L | 5-11 | 180 | So.-TR | Prairie Grove, Ark./Prairie Grove HS/Crowder CC |
| 51 | Cade Lynch | LHP | L/L | 6-6 | 240 | Sr.-2L | Jonesboro, Ark./Valley View HS/Panola JC |
| 55 | Ryne Stanek | RHP | R/R | 6-4 | 190 | Jr.-2L | Overland Park, Kan./Blue Valley HS |

Coaches and Support Staff

| | |
|----------------------------|---|
| Head Coach: | 2 Dave Van Horn, 11th Season (Arkansas, 1988) |
| Associate Head Coach: | 22 Todd Butler, 8th Season (McNeese State, 1991) |
| Assistant Coach: | 31 Dave Jorn, 17th Season (SE Missouri State, 1981) |
| Volunteer Assistant Coach: | 21 Brian Walker, 3rd Season (Arkansas, 2011) |
| Student Assistant Coach: | 16 Jacob Julius |
| Director of Operations: | Clay Goodwin |
| Athletic Trainer: | Corey Wood |
| Managers: | Jack Baltz |
| | Christian Kowalchuk |
| | Jordan Larkan |

2013 Razorback Pronunciation Guide

| | |
|--------------------|---------------|
| Randall Fant | fANT |
| Dominic Ficociello | FIC-uh-chello |
| Jacob Mahan | MAY-han |
| Colin Poche | Po-SHAY |
| Jean Ramirez | John |
| Willie Schwanke | Shwahn-kee |
| Ryne Stanek | STAN-ik |



ALPHABETICAL ROSTER/ROSTER BREAKDOWN

| No. | Name | Pos. | B/T | Ht. | Wt. | Class-Exp. | Hometown/HS/Last College |
|-----|--------------------|--------|-----|------|-----|------------|---|
| 41 | Josh Alberius | INF | R/R | 5-11 | 170 | Fr.-HS | Little Rock, Ark./Little Rock Christian HS |
| 40 | Thomas Altimont | RHP | R/R | 6-0 | 185 | Jr.-TR | Southlake, Texas/Southlake Carroll HS/McLennan CC |
| 1 | Brian Anderson | INF/OF | R/R | 6-3 | 185 | So.-1L | Edmond, Okla./Deer Creek HS |
| 17 | Barrett Astin | RHP | R/R | 6-1 | 200 | Jr.-2L | Forrest City, Ark./Forrest City HS |
| 26 | Hayden Barnett | RHP | R/R | 6-3 | 200 | Fr.-HS | Houston, Texas/Stratford HS |
| 24 | Blake Baxendale | C | R/R | 6-3 | 215 | Fr.-HS | Rogers, Ark./Rogers Heritage HS |
| 49 | Jalen Beeks | LHP | L/L | 5-11 | 180 | So.-TR | Prairie Grove, Ark./Prairie Grove HS/Crowder CC |
| 18 | Clayton Booth | OF | R/R | 6-0 | 185 | Fr.-HS | Little Rock, Ark./Little Rock Central HS |
| 37 | Trent Daniel | LHP | L/L | 6-2 | 195 | R-Sr.-2L | Bryant, Ark./Bryant HS/Arkansas-Fort Smith |
| 32 | Randall Fant | LHP | L/L | 6-4 | 185 | Sr.-3L | Texarkana, Texas/Texas HS |
| 12 | Jordan Farris | INF | R/R | 6-3 | 205 | Fr.-HS | Ventura, Calif./St. Bonaventure HS |
| 25 | Dominic Ficociello | INF | S/R | 6-4 | 200 | Jr.-2L | Fullerton, Calif./Fullerton Union HS |
| 29 | Eric Fisher | INF | L/L | 6-3 | 210 | R-So.-1L | Spring, Texas/Klein HS |
| 13 | Michael Gunn | LHP | L/L | 6-0 | 205 | So.-1L | Wilson, Ark./Christian Brothers HS |
| 38 | Brian Heldman | RHP | R/R | 6-3 | 180 | R-Fr.-RS | Round Rock, Texas/Stony Point HS |
| 28 | Isaac Hellbusch | INF/OF | R/R | 6-3 | 210 | Fr.-HS | Edmond, Okla./Deer Creek HS |
| 33 | Trey Killian | RHP | R/R | 6-2 | 190 | Fr.-HS | Mountain Home, Ark./Mountain Home HS |
| 35 | Jackson Lowery | RHP | R/R | 6-0 | 175 | Jr.-TR | Little Rock, Ark./Pulaski Academy/Meridian CC |
| 51 | Cade Lynch | LHP | L/L | 6-6 | 240 | Sr.-2L | Jonesboro, Ark./Valley View HS/Panola JC |
| 3 | Jacob Mahan | INF | L/R | 6-0 | 185 | Sr.-1L | Camarillo, Calif./Camarillo HS/Oxnard College |
| 5 | Brett McAfee | INF | R/R | 6-0 | 180 | So.-TR | Longview, Texas/Pine Tree HS/Panola JC |
| 48 | Adam Meyer | LHP | L/L | 6-2 | 190 | Fr.-HS | Azle, Texas/Azle HS |
| 30 | Brandon Moore | RHP | R/R | 6-3 | 228 | Jr.-2L | Van Buren, Ark./Van Buren HS |
| 4 | Jacob Morris | OF | R/R | 6-3 | 215 | R-Jr.-2L | Coppell, Texas/Coppell HS |
| 39 | Chris Oliver | RHP | R/R | 6-4 | 180 | So.-1L | Farmington, Ark./Shiloh Christian HS |
| 15 | Colin Poché | LHP | L/L | 6-3 | 195 | Fr.-HS | Flower Mound, Texas/Marcus HS |
| 27 | Jean Ramirez | C | R/R | 6-0 | 210 | R-Fr.-RS | Ft. Worth, Texas/Boswell HS |
| 14 | Garrett Rucker | OF | L/R | 6-1 | 185 | Fr.-HS | Arkadelphia, Ark./Arkadelphia HS |
| 6 | Willie Schwanke | INF | L/R | 6-1 | 185 | Fr.-HS | Frisco, Texas/Wakeland HS |
| 10 | Joe Serrano | OF | R/R | 6-0 | 195 | So.-1L | Tucson, Ariz./Salpointe Catholic HS |
| 45 | Landon Simpson | RHP | R/R | 5-10 | 180 | R-Fr.-RS | Magnolia, Ark./Magnolia HS |
| 36 | Mike Sisco | RHP | R/R | 6-4 | 215 | Jr.-TR | Fayetteville, Ark./Fayetteville HS/Crowder CC |
| 8 | Tyler Spoon | OF/INF | R/R | 5-11 | 190 | R-Fr.-RS | Van Buren, Ark./Van Buren HS |
| 55 | Ryne Stanek | RHP | R/R | 6-4 | 190 | Jr.-2L | Overland Park, Kan./Blue Valley HS |
| 34 | Colby Suggs | RHP | R/R | 6-0 | 225 | Jr.-2L | Sulphur Springs, Texas/Sulphur Springs HS |
| 43 | Terry Tatum | OF | R/R | 5-11 | 175 | Fr.-HS | Collierville, Tenn./Houston HS |
| 7 | Johnny Tolson | INF | S/R | 6-0 | 185 | Jr.-TR | Lafayette, La./St. Thomas More HS/Meridian CC |
| 20 | Matt Vinson | OF | S/R | 6-2 | 210 | Sr.-3L | Alma, Ark./Alma HS |
| 19 | Jake Wise | C | R/R | 6-0 | 200 | Jr.-2L | Houston, Texas/Cypress HS |
| 47 | Tyler Wright | LHP | L/L | 6-2 | 175 | Sr.-1L | Houston, Texas/Mayde Creek HS/San Jacinto CC |

Roster Breakdown

BY CLASS

| | |
|--|----|
| Redshirt Seniors | 1 |
| Daniel | |
| Seniors | 5 |
| Fant, Lynch, Mahan, Vinson, Wright | |
| Redshirt Juniors | 1 |
| Morris | |
| Juniors | 10 |
| Altimont, Astin, Ficociello, Lowery, Moore, Sisco, Stanek, Suggs, Tolson, Wise | |
| Redshirt Sophomores | 1 |
| Fisher | |
| Sophomores | 6 |
| Anderson, Beeks, Gunn, McAfee, Oliver, Serrano | |
| Redshirt Freshmen | 4 |
| Heldman, Ramirez, Simpson, Spoon | |
| Freshmen | 12 |
| Alberius, Barnett, Baxendale, Booth, Farris, Hellbusch, Killian, Meyer, Poché, Rucker, Schwanke, Tatum | |

BY POSITION

| | |
|--|----|
| Catchers | 3 |
| Baxendale, Ramirez, Wise | |
| Infielders | 11 |
| Alberius, Anderson, Farris, Ficociello, Fisher, Hellbusch, Mahan, McAfee, Schwanke, Spoon, Tolson | |
| Outfielders | 9 |
| Anderson, Booth, Hellbusch, Morris, Rucker, Serrano, Spoon, Tatum, Vinson | |
| Pitchers | 19 |
| Astin, Barnett, Beeks, Daniel, Fant, Gunn, Heldman, Killian, Lowery, Lynch, Meyer, Moore, Oliver, Poché, Simpson, Sisco, Stanek, Suggs, Wright | |

BY STATE

| | |
|--|----|
| Arizona | 1 |
| Serrano | |
| Arkansas | 17 |
| Alberius, Astin, Baxendale, Beeks, Booth, Daniel, Gunn, Killian, Lowery, Lynch, Moore, Oliver, Rucker, Simpson, Sisco, Spoon, Vinson | |
| California | 3 |
| Farris, Ficociello, Mahan | |
| Kansas | 1 |
| Stanek | |
| Louisiana | 1 |
| Tolson | |
| Oklahoma | 2 |
| Anderson, Hellbusch | |
| Tennessee | 1 |
| Tatum | |
| Texas | 14 |
| Altimont, Barnett, Fant, Fisher, Heldman, McAfee, Meyer, Morris, Poché, Ramirez, Schwanke, Suggs, Wise, Wright | |



1
Brian Anderson
So. • 6-3 • 185 • R/R
INF/OF • Edmond, Okla.



3
Jacob Mahan
Sr. • 6-0 • 185 • L/R
INF • Camarillo, Calif.



4
Jacob Morris
R-Jr. • 6-3 • 215 • R/R
OF • Coppell, Texas



5
Brett McAfee
So. • 6-0 • 180 • R/R
INF • Longview, Texas



6
Willie Schwanke
Fr. • 6-1 • 185 • L/R
INF • Frisco, Texas



7
Johnny Tolson
Jr. • 6-0 • 185 • S/R
INF • Lafayette, La.



8
Tyler Spoon
R-Fr. • 5-11 • 190 • R/R
OF/INF • Van Buren, Ark.



10
Joe Serrano
So. • 6-0 • 195 • R/R
OF • Tucson, Ariz.



12
Jordan Farris
Fr. • 6-3 • 205 • R/R
INF • Ventura, Calif.



13
Michael Gunn
So. • 6-3 • 205 • L/L
LHP • Wilson, Ark.



14
Garrett Rucker
Fr. • 6-1 • 185 • R/R
OF • Arkadelphia, Ark.



15
Colin Poché
Fr. • 6-3 • 195 • L/L
LHP • Flower Mound, Texas



17
Barrett Astin
Fr. • 6-1 • 200 • R/R
RHP • Forrest City, Ark.



18
Clayton Booth
Fr. • 6-0 • 185 • R/R
OF • Little Rock, Ark.




19
Jake Wise
Jr. • 6-0 • 200 • R/R
C • Houston, Texas



20
Matt Vinson
Sr. • 6-2 • 210 • S/R
OF • Alma, Ark.




24
Blake Baxendale
Fr. • 6-3 • 215 • R/R
C • Rogers, Ark.



25
Dominic Ficociello
Jr. • 6-4 • 200 • S/R
INF • Fullerton, Calif.



26
Hayden Barnett
Fr. • 6-3 • 200 • R/R
RHP • Houston, Texas



27
Jean Ramirez
R-Fr. • 6-0 • 210 • R/R
C • Ft. Worth, Texas



28
Isaac Hellbusch
Fr. • 6-3 • 210 • R/R
INF/OF • Edmond, Okla.



29
Eric Fisher
R-So. • 6-3 • 210 • L/L
INF • Spring, Texas



30
Brandon Moore
Jr. • 6-3 • 228 • R/R
RHP • Van Buren, Ark.



32
Randall Fant
Sr. • 6-4 • 185 • L/L
LHP • Texarkana, Texas



33
Trey Killian
Fr. • 6-2 • 190 • R/R
RHP • Mountain Home, Ark.




34
Colby Suggs
Jr. • 6-0 • 225 • R/R
RHP • Sulphur Springs, Texas



35
Jackson Lowery
Jr. • 6-0 • 175 • R/R
RHP • Little Rock, Ark.



36
Mike Sisco
Jr. • 6-4 • 215 • R/R
RHP • Fayetteville, Ark.



37
Trent Daniel
R-Sr. • 6-2 • 195 • L/L
LHP • Bryant, Ark.



38
Brian Heldman
R-Fr. • 6-3 • 180 • R/R
RHP • Round Rock, Texas




39
Chris Oliver
So. • 6-4 • 180 • R/R
RHP • Farmington, Ark.



40
Thomas Altimont
Jr. • 6-0 • 185 • R/R
RHP • Southlake, Texas



41
Josh Alberius
Fr. • 5-11 • 170 • R/R
INF • Little Rock, Ark.



43
Terry Tatum
Fr. • 5-11 • 175 • R/R
OF • Collierville, Tenn.




45
Landon Simpson
R-Fr. • 5-10 • 180 • R/R
RHP • Magnolia, Ark.



47
Tyler Wright
Sr. • 6-2 • 175 • L/L
LHP • Houston, Texas




48
Adam Meyer
Fr. • 6-2 • 190 • L/L
LHP • Azle, Texas



49
Jalen Beeks
So. • 5-11 • 180 • L/L
LHP • Prairie Grove, Ark.



51
Cade Lynch
Sr. • 6-6 • 240 • L/L
LHP • Jonesboro, Ark.



55
Ryne Stanek
Jr. • 6-4 • 190 • R/R
RHP • Overland Park, Kan.



Dave Van Horn
Head Coach
11th Season



Todd Butler
Associate Head Coach
8th Season



Dave Jorn
Assistant Coach
17th Season



Brian Walker
Volunteer Asst. Coach
3rd Season



Clay Goodwin
Dir. of Baseball Ops.
6th Season



Jacob Julius
Student Asst. Coach
1st Season

2013 RAZORBACKS





Head Coach
11th Season - Arkansas, 1988

Now entering his second decade at the helm of the Arkansas baseball program, head coach Dave Van Horn has elevated the Razorbacks to one of the nation's premier teams year in and year out. Over his first 10 seasons, Van Horn has led Arkansas to three College World Series appearances, 10 NCAA Tournament berths, one Southeastern Conference overall title, three SEC Western Division championships and a total of 405 wins, averaging more than 40 wins a season.

For the third time in his Arkansas tenure, Van Horn guided the Razorbacks to Omaha, Neb., and the College World Series in 2012. Arkansas used a dominant pitching staff, timely hitting and strong defense to win the Houston Regional and Waco Super Regional to advance to the seventh College World Series in program history. The Razorbacks won their first two games of the College World Series and finished in a tie for third, equaling the second-best finish to a season in school history. Arkansas finished the season with a 46-22 record, the most wins for UA under Van Horn and the sixth-highest single-season win total in school history. The Razorbacks also won 40 games for the fourth straight season and for the 18th time in program history. Arkansas finished the season ranked in the top six in all four of the major college baseball polls, including a No. 3 national ranking in the *USA Today*/ESPN Coaches Poll, the NCBWA poll and the *Collegiate Baseball* poll.

Arkansas had a knack for winning the close games in 2012. The Razorbacks played 32 games decided by one or two runs and went 19-13 in those games. Arkansas was 14-9 in one-run games during the 2012 season and had a streak of seven straight one-run victories late in the season. Six of the Razorbacks' seven wins in the NCAA Tournament were by one run, including a pair of 1-0 victories.

Van Horn reached a milestone as the Razorback head coach in 2012 as he earned his 400th win at Arkansas during UA's NCAA Tournament run. Van Horn's 400th win was a significant one as it came against Rice in the Houston Regional. The 1-0 victory over the eighth-ranked Owls put the Razorbacks in the driver's seat of the regional, which they would eventually win with a 5-1 win over Sam Houston State. Van Horn is sure to reach another career milestone during 2013 as he enters the season just 10 victories away from 1,000 in his illustrious coaching career. In his 24 years of coaching, Van Horn has amassed a 990-463 (.681) record and is 405-223 (.645) at Arkansas. Entering the 2013 season, Van Horn ranks 17th among active coaches in winning percentage and 30th among active coaches in career victories.

In what many people saw as a rebuilding season in 2011, Van Horn guided the Razorbacks to the program's fourth SEC Western Division championship and to the NCAA Tournament. After posting a 38-20 overall record through the SEC Tournament, the Razorbacks were sent to the NCAA Tempe Regional hosted by Arizona State. After dropping its opening game of the regional, Arkansas rallied to reach the regional championship game before eventually falling to the Sun Devils. Arkansas finished the season with a 40-22 record and closed the season ranked in the top 25 of every major poll and had an RPI of 14.

Following the 2011 season, Van Horn had an opportunity that many coaches dream of, serving on the coaching staff of Team USA. Van Horn, along with DJ Baxendale, Dominic Ficociello, Matt Reynolds and Ryne Stanek spent their summer with Team USA's Collegiate National Team and helped the squad to an 11-2-1 record, including beating Team Japan in a best-of-five series to end the summer.

Van Horn led Arkansas to the NCAA Tournament for the ninth consecutive year in 2010. The Razorbacks also reached the Super Regional round in back-

to-back years for the first time in program history. On the strength of a 40-18 record after the SEC Tournament, the Razorbacks were selected to host an NCAA Regional for the fifth time in school history. Arkansas advanced to the Super Regionals with a 7-2 victory over Washington State in a winner-take-all regional championship game. In the Super Regionals, the Razorbacks went toe-to-toe with the tournament's top seed, Arizona State, on its home field. Arkansas lost a pair of 12-inning heartbreakers to finish the season with a 43-21 record.

Van Horn also achieved three coaching milestones during the 2010 regular season. The Razorback skipper picked up his 300th win at Arkansas on April 9 in an 8-3 win over Mississippi State. On February 27 in a 10-8 win over Troy, Van Horn earned his 600th win as a Division I head coach. He recorded career win No. 900 on May 21 in a 4-3 victory at Vanderbilt.

Arkansas also set a new school record for attendance in 2010 as 292,734 fans saw a game at Baum Stadium, besting the previous record of 266,270 set during the 2007 season. The Razorbacks finished second in the country in both total attendance and average attendance (7,704 average).

For the second time in his Razorback coaching career, Van Horn and his team made the ultimate postseason push and collected the program's sixth trip to Omaha for the 2009 College World Series. Rebounding from a late-season slump, Arkansas advanced to the semifinals of the SEC Baseball Tournament before earning its eighth-consecutive berth into an NCAA Regional. Supported by their fans, the Razorbacks hit the road and swept their way through the Norman Regional and Tallahassee Super Regional, besting Washington State and national seeds Oklahoma and Florida State along the way. In Omaha, Arkansas won two games and tied for a third-place national finish, equaling the 1985 team for the second-best finish in program history.

The 2009 regular season had its share of highlights, too. The Razorbacks jumped out to an 8-0 start in SEC play for the first time in program history. The club achieved another first when *Collegiate Baseball* released its April 6 poll with Arkansas ranked No. 1, the first top ranking by any publication in program history. The Razorbacks faced Arizona State in a midweek series that same week, the first No. 1 vs. No. 1 matchup at Baum Stadium. Arkansas solidified its top billing by knocking off the Sun Devils in both games.

In the finale against Arizona State, the Razorbacks had the support of a then-Baum Stadium-record 11,014 fans. That number is a significant reminder of the traditionally strong attendance figures for the Arkansas baseball team. In 2009, the Razorbacks finished No. 2 in national attendance with an average of 7,906 fans per game.



The Van Horn family (L to R): Mariel, Dave, Hollan and Karen



The highly decorated coach has both individual and team honors throughout his 24-year coaching resume beginning at Texarkana (Texas) Community College all the way through the present. Individually, he has been named national coach of the year twice, regional coach of the year twice and conference coach of the year four times. His teams have made five College World Series appearances, won five outright conference championships, a Division II National Championship and made 14 consecutive appearances in the NCAA Tournament. Van Horn is one of only 11 coaches in NCAA history to lead two programs to the College World Series.

Since joining the Razorbacks as head coach, Van Horn has led his teams to a SEC Championship, three SEC Western Division titles, 10 NCAA Tournament berths and three College World Series appearances. His players have earned 15 All-America honors, 17 All-SEC nods, 82 SEC Academic Honor Roll spots and 10 Capital One Academic All-District accolades. Not resting on his laurels, Van Horn has kept his competitive juices flowing as he seeks to bring a national championship to his alma mater.

Not only have his players flourished in collegiate baseball, but several have gone on to solid professional baseball careers. More than 100 former players have

signed professional contracts, including former Razorback standouts Zack Cox, Brett Eibner, Logan Forsythe, Craig Gentry, Dallas Keuchel, James McCann, Drew Smyly and Jess Todd. At the end of the 2012 season, Forsythe (Padres), Gentry (Rangers), Keuchel (Astros) and Smyly (Tigers) were all playing at the big league level. Other past stars for Van Horn include Ken Harvey (Kansas City Royals), Jamal Strong (Seattle Mariners) and Dan Johnson (Oakland Athletics).

When Van Horn took over the Razorback program prior to the 2003 season, he inherited a team that lacked depth and was thought of as weak within the SEC. Changing the culture of the team immediately, Van Horn guided his inaugural squad to both the SEC and NCAA Tournaments. His team was ranked in all four major baseball polls throughout the year and picked up series wins at No. 6 South Carolina and No. 5 Auburn.

The success of the program and Van Horn's no-nonsense approach to his team has endeared him to the Razorback faithful. The Arkansas fan base has grown steadily since Van Horn was given the reins of the program and three renovations have been completed at Baum Stadium since his arrival to accommodate the growing numbers. Baum Stadium, already one of the nicest collegiate baseball parks in the nation, has grown with the addition of nearly 5,000 chair back seats, 32 luxury boxes and now has a capacity of 10,737.

One of the things that Van Horn is known for is recruiting fundamental players and molding them into the stars of tomorrow. In his first season with Arkansas, only two Razorbacks were taken in the Major League Baseball first year player draft. That number has grown significantly over the years with a high water mark of nine taken after the 2007 season. Three of Arkansas' stars, Nick Schmidt (2007), Logan Forsythe (2008) and Zack Cox (2010) were selected in the first round of the draft and 21 have been picked in the first 10 rounds since he took over, with Matt Reynolds (2nd round, New York Mets), Nolan Sanburn (2nd round, Oakland Athletics) and DJ Baxendale (10th round, Minnesota Twins) all being taken in the first 10 rounds of the 2012 MLB Draft.

The Razorbacks have been successful in every facet of the game over the past 10 seasons. Hitting was the focal point in some seasons while pitching dominated in others, but Van Horn knows that to accomplish his ultimate goal it takes a total team effort.

DAVE VAN HORN AT A GLANCE

Personal Information

- Date of Birth: Sept. 17, 1960
- Wife: Karen
- Children: Hollan, Mariel

Alma Mater

- Masters of Science, East Texas State University (Texarkana), 1992
- Arkansas, 1988

Head Coaching Experience

- Arkansas: 2003-Present
- Nebraska: 1998-2002
- Northwestern (La.) State: 1995-97
- Central Missouri State: 1994
- Texarkana (Texas) Community College: 1989-93

Assistant Coaching Experience

- Arkansas: 1985-88 (graduate assistant)

Playing Experience

- Atlanta Braves organization: 1982-84
- 10th-round selection of the Atlanta Braves: 1982
- Arkansas: 1982
- McLennan (Texas) Community College: 1980-81

Team Accomplishments

- College World Series appearances as head coach at Arkansas: 2004, 2009, 2012 at Nebraska: 2001, 2002
- College World Series appearances as a graduate assistant coach at Arkansas: 1985, 1987
- Southeastern Conference Champions: 2004
- SEC Western Division Champions: 2004, 2007, 2011
- SEC Tournament: 2003, 2004, 2005, 2006, 2007, 2009, 2010, 2011, 2012
- Big 12 Regular Season and Tournament Champions: 2001
- 14-straight NCAA Tournament appearances (1999, 2000, 2001, 2002, 2003, 2004, 2005, 2006, 2007, 2008, 2009, 2010, 2011, 2012)
- Southland Conference Champions: 1995, 1997
- Division II National Championship: 1994
- NJCAA Texas Eastern Conference Champions: 1992

Awards & Honors

- SEC Coach of the Year: 2004
- *Baseball America* National Coach of the Year: 2001
- Big 12 Coach of the Year: 2001
- ABCA Midwest Region Coach of the Year: 2000, 2001
- Southland Coach of the Year: 1995, 1997
- NCAA Division II National Coach of the Year: 1994
- ABCA Central Region Coach of the Year: 1994
- Inducted into the Dan Johnson League Hall of Fame

The Razorbacks Under Dave Van Horn

| | W/L | Home | Away | Neutral |
|--------------------------|-------|------|------|---------|
| Alabama | 18-17 | 12-3 | 4-11 | 2-3 |
| Albany | 1-0 | 1-0 | - | - |
| Alcorn State | 1-0 | 1-0 | - | - |
| Arizona | 0-1 | - | - | 0-1 |
| Arizona State | 2-5 | 2-0 | 0-5 | - |
| Auburn | 17-13 | 8-7 | 9-6 | - |
| Ball State | 2-1 | 2-1 | - | - |
| Baylor | 2-1 | - | 2-1 | 0-0 |
| Binghamton | 3-0 | 3-0 | - | - |
| Bucknell | 1-0 | - | - | 1-0 |
| BYU | 2-0 | 2-0 | - | - |
| Cal State Fullerton | 1-0 | - | - | 1-0 |
| Cal State Northridge | 3-0 | 3-0 | - | - |
| California | 4-2 | 2-1 | 2-1 | - |
| Centenary | 10-2 | 7-1 | 3-1 | - |
| Charlotte | 1-1 | - | - | 1-1 |
| Creighton | 2-0 | 2-0 | - | - |
| Dallas Baptist | 2-0 | 0-0 | 1-0 | 1-0 |
| Delaware State | 3-0 | 3-0 | - | - |
| Eastern Illinois | 5-0 | 5-0 | - | - |
| Florida | 19-12 | 10-2 | 7-8 | 2-2 |
| Florida State | 4-0 | 2-0 | 2-0 | - |
| George Mason | 1-0 | - | - | 1-0 |
| Georgia | 13-12 | 9-6 | 4-5 | 0-1 |
| Gonzaga | 2-0 | 2-0 | - | - |
| Grambling State | 1-0 | 1-0 | - | - |
| Hawai'i | 1-0 | 0-0 | 1-0 | - |
| Houston | 0-1 | - | - | 0-1 |
| Illinois-Chicago | 7-1 | 7-1 | - | - |
| Illinois State | 2-1 | 2-1 | - | - |
| Kansas | 8-1 | 8-1 | - | - |
| Kansas State | 3-1 | 3-0 | 0-1 | - |
| Kent State | 1-0 | - | - | 1-0 |
| Kentucky | 13-8 | 8-4 | 5-4 | - |
| Lamar | 0-2 | - | - | 0-2 |
| Le Moyne | 1-0 | - | - | 1-0 |
| Louisiana State (LSU) | 12-21 | 6-9 | 6-9 | 0-3 |
| Louisiana Tech | 14-2 | 6-0 | 5-2 | 3-0 |
| McNeese State | 5-1 | 3-1 | 2-0 | - |
| Memphis | 3-0 | - | 1-0 | 2-0 |
| Miami (Ohio) | 1-0 | - | - | 1-0 |
| Minnesota | 4-1 | 3-0 | 1-1 | - |
| Mississippi State | 16-16 | 6-9 | 9-6 | 1-1 |
| Mississippi Valley State | 1-0 | 1-0 | - | - |
| Missouri | 3-0 | 3-0 | - | 0-0 |
| Missouri State | 11-3 | 6-2 | 5-1 | - |
| Missouri Southern | 1-0 | 1-0 | - | - |
| Navy | 1-0 | - | - | 1-0 |
| Nebraska | 2-2 | 1-1 | 1-1 | - |
| Nevada | 1-0 | 1-0 | - | - |
| New Mexico | 5-1 | 2-0 | - | 3-1 |
| Northern Colorado | 7-1 | 7-1 | - | - |
| Northwestern State | 2-0 | 2-0 | - | - |
| Ohio State | 1-0 | - | - | 1-0 |
| Oklahoma | 3-2 | 1-0 | 2-2 | - |
| Oklahoma State | 3-3 | 1-3 | 1-0 | 1-0 |
| Ole Miss | 13-22 | 5-10 | 7-8 | 1-4 |
| Oral Roberts | 11-6 | 6-3 | 5-3 | - |
| Pepperdine | 0-1 | - | - | 0-1 |
| Princeton | 1-0 | 1-0 | - | - |
| Rice | 1-0 | - | 1-0 | - |
| Saint Louis | 1-0 | 1-0 | - | - |
| Sam Houston State | 2-0 | - | - | 2-0 |
| San Diego State | 3-1 | - | 3-1 | - |
| Siena | 3-0 | 3-0 | - | - |
| South Alabama | 1-0 | - | 1-0 | - |
| Southeast Missouri State | 1-1 | 1-1 | - | - |
| South Dakota State | 3-1 | 3-1 | - | - |
| South Carolina | 15-14 | 6-6 | 6-5 | 3-3 |
| St. John's | 3-0 | 3-0 | - | - |
| Stanford | 0-1 | - | 0-1 | - |
| Stephen F. Austin | 3-0 | 2-0 | - | 1-0 |
| TCU | 1-0 | - | - | 1-0 |
| Tennessee | 16-10 | 6-3 | 9-6 | 1-1 |
| Texas | 2-3 | - | 1-2 | 1-1 |
| Texas A&M | 1-3 | - | 1-3 | - |
| Texas-Arlington | 5-0 | - | 2-0 | 3-0 |
| Texas-Pan American | 2-2 | 1-0 | 1-2 | - |
| Texas Tech | 1-0 | - | - | 1-0 |
| Texas State | 1-0 | 1-0 | - | - |
| Troy | 5-1 | 3-0 | 2-1 | - |
| ULM | 1-1 | 1-1 | - | - |
| Utah | 3-0 | 3-0 | - | - |
| UT Martin | 1-0 | 1-0 | - | - |
| Valparaiso | 4-1 | 4-1 | - | - |
| Vanderbilt | 14-15 | 8-6 | 6-5 | 0-4 |
| Villanova | 3-0 | 3-0 | - | - |
| Virginia | 1-0 | - | - | 1-0 |
| Washington | 0-1 | - | - | 0-1 |
| Washington State | 6-1 | 5-1 | - | 1-0 |
| Western Illinois | 2-0 | 2-0 | - | - |
| Western Michigan | 2-0 | 2-0 | - | - |
| Wichita State | 5-2 | 4-1 | 1-1 | - |
| Wisconsin-Milwaukee | 9-0 | 9-0 | - | - |
| Wright State | 3-0 | 3-0 | - | - |

In 2007, Arkansas won the Razorbacks' third SEC Western Division title when they went 18-12 in league play. The Razorbacks were 43-21 overall, hosted their fourth NCAA Regional and finished the season No. 18 in the final *Collegiate Baseball* rankings.

That team was one of Van Horn's best in terms of individual pitching prospects. Two-time first-team All-American Nick Schmidt was taken by the San Diego Padres in the first round of the MLB Draft (No. 23 overall). Right-handers Jess Todd and Duke Welker were each taken in the second round by St. Louis and Pittsburgh, respectively. Todd also earned second-team All-America honors.

The excitement around Baum Stadium that season also brought the Razorback nation out in record numbers. Arkansas fans set the school record for average attendance while also setting the then-NCAA mark for average attendance in a season with 8,089 tickets sold per game.

Schmidt's success on the mound was a continuation of his 2006 season when the lefty was named the SEC Pitcher of the Year by the league coaches. The Razorbacks went 39-21 that season and hosted another NCAA Regional.

A hot start to the 2005 season had the Razorbacks ranked as high as No. 5 nationally as they opened the year 20-2, but a rash of bad luck sidetracked what was shaping up to be a magical year. Despite the setbacks, the Razorbacks did come just a breath away from pulling one of the nation's biggest upsets as it won its first two games at the NCAA Austin Regional. Arkansas would go all the way to the final game of the regional before losing to eventual national champion, Texas.

Arkansas' 2004 season was one for the history books as the Razorbacks won 45 games, shared the SEC regular-season title, hosted NCAA Regional and Super Regional games and made its fifth appearance at the College World Series. The following all came true despite the Razorbacks getting picked to finish last in the SEC's Western Division by the league coaches. Along the way, Arkansas won 19 SEC games, swept a weekend series in Baton Rouge, La., against No. 2 LSU and dispatched a tough Florida State team in the Super Regional in two games. The Razorback sweep of LSU was the first time since 1988 that the Tigers had been swept at home by a conference opponent. The Razorback accomplishments led to a top 10 finish in all four major collegiate baseball polls, including a No. 6 ranking by *Baseball America*.

Prior to taking the helm of the Arkansas program on June 21, 2002, Van Horn enjoyed a very successful five-year run as the head coach at the University of Nebraska. In a short period of time, he built a once-fledgling program into a national powerhouse. Prior to his arrival, the Cornhuskers had made just four postseason appearances in 108 years of baseball history. With their new skipper on the bench, Nebraska went to four NCAA Tournaments and two College World Series.





During his stint with Nebraska, Van Horn amassed a 214-92 (.699) record, won three consecutive Big 12 Tournament titles and earned Nebraska's first regular-season conference title in 51 years. He was twice named the American Baseball Coaches Association's Midwest Region Coach of the Year and posted back-to-back 50-win seasons in 2000 and 2001. In his second season with Nebraska, Van Horn guided his club to its first NCAA Tournament berth in 18 years after it won the Big 12 Tournament, its first title of any kind in nearly 50 years.

Similar to what he has done at Arkansas, Nebraska's players shined with Van Horn at the helm. The Cornhuskers had at least one player named finalist for national player of the year honors in three seasons including a pair of Howser Award Finalists. Seven players were named first-team All-America and 26 earned All-Big 12 accolades including a school record nine in 2000. The Cornhuskers also excelled in the classroom with 30 Phillips 66 Academic All-Big 12 selections (21 first-teamers) and seven players named academic all-district.

Prior to his move to Nebraska, Van Horn coached three seasons with Northwestern State in Natchitoches, La., his first foray as a head coach in Division I. He went 106-65 (.620) in those three seasons and won two Southland Conference regular-season titles (1995 and 1997). Each title also earned him Southland Conference Coach of the Year honors.

Van Horn spent one season at the Division II level, coaching Central Missouri State in 1994 and his effects there were awe-inspiring. Taking the reins of the program with just six weeks of preparation before the season, the Mules got off to a quick start by winning 12 of its first 13 games and eventually put together a 21-game winning streak. CMSU won the MIAA Conference Championship and the tournament title before eventually dominating at the NCAA Championships to win

the school's first national championship. In 2000, Central Missouri honored Van Horn and his 1994 team by inducting them into the Central Missouri State Hall of Fame.

The storied career of Van Horn as a head coach began with a humble start at Texarkana (Texas) Community College in 1989. In five seasons with the Bulldogs, Van Horn guided Texarkana to a 214-72 (.748) record. He set records for single season wins in four of his five seasons beginning with his first and guided his 1992 squad to the NJCAA Texas Eastern Conference Championships.

Prior to his first stint as a head coach, Van Horn worked with the man he replaced at Arkansas, Coach Norm DeBriyn, for four seasons as a graduate assistant, assisting the Razorbacks to a pair of College World Series. Arkansas was 184-71-1 (.721) while he was a GA and made the NCAA Regional Tournament in each of his four seasons.

Van Horn's playing career was spent in the infield where he was a highly touted player. Two seasons at McLennan (Texas) Community College earned him All-America, Region 5 Player of the Year, all-conference and all-region honors. The standout defensive third baseman was drafted by the Chicago White Sox, but instead Van Horn transferred to Arkansas.

In one year with the Razorbacks, Van Horn earned All-Southwest Conference honors as well as the team's most valuable player and SWC Newcomer of the Year accolades. Following his junior year, the Atlanta Braves selected Van Horn in the 10th round of the 1982 draft. Van Horn would spend three seasons with the Braves organization before returning to Fayetteville to begin his coaching career.

Van Horn is married to the former Karen Lee. The couple has two daughters, Hollan (19) and Mariel (15).

VAN HORN: YEAR-BY-YEAR

| Year | School | Record | Pct. | Conf. | Place | Tourn. | Postseason |
|------|------------------------|----------------|-------------|----------------|---------------|---------------------|---------------------|
| 1989 | Texarkana CC | 39-18 | .684 | NA | NA | NA | |
| 1990 | Texarkana CC | 44-14 | .759 | NA | NA | NA | |
| 1991 | Texarkana CC | 45-12 | .789 | NA | NA | NA | |
| 1992 | Texarkana CC | 48-10 | .827 | NA | 1st | NA | |
| 1993 | Texarkana CC | 38-18 | .678 | NA | NA | NA | |
| | <i>Totals</i> | <i>214-72</i> | <i>.748</i> | | | | |
| 1994 | Central Missouri State | 51-11 | .823 | 15-1 | 1st (Div.) | 1st (4-1) | NCAA II Champs |
| | <i>Totals</i> | <i>51-11</i> | <i>.823</i> | <i>15-1</i> | | <i>1 (4-1)</i> | |
| 1995 | Northwestern State | 37-15 | .711 | 19-5 | 1st | DNP (0-2) | |
| 1996 | Northwestern State | 34-27 | .557 | 14-16 | 2nd (Div.) | 2nd (3-2) | |
| 1997 | Northwestern State | 35-23 | .603 | 19-9 | 1st | DNP (0-2) | |
| | <i>Totals</i> | <i>106-65</i> | <i>.620</i> | <i>52-30</i> | | <i>3 (3-6)</i> | |
| 1998 | Nebraska | 24-20 | .545 | 10-13 | 7th | DNQ | DNQ |
| 1999 | Nebraska | 42-18 | .700 | 16-9 | 5th | 1st (4-0) | NCAA (1-2) |
| 2000 | Nebraska | 51-17 | .750 | 21-9 | 2nd | 1st (5-1) | NCAA (4-2) |
| 2001 | Nebraska | 50-16 | .758 | 20-8 | 1st | 1st (4-0) | CWS (5-2) |
| 2002 | Nebraska | 47-21 | .691 | 16-11 | 2nd | 2nd (3-1) | CWS (5-3) |
| | <i>Totals</i> | <i>214-92</i> | <i>.699</i> | <i>67-39</i> | | <i>4 (16-2)</i> | <i>4 (15-9)</i> |
| 2003 | Arkansas | 35-22 | .612 | 14-16 | 6th West | T-7th (0-2) | NCAA (1-2) |
| 2004 | Arkansas | 45-24 | .652 | 19-11 | T-1st Overall | 4th (2-2) | CWS (6-3) |
| 2005 | Arkansas | 39-22 | .636 | 13-17 | T-5th West | T-7th (0-2) | NCAA (2-2) |
| 2006 | Arkansas | 39-21 | .650 | 18-12 | 2nd West | T-7th (0-2) | NCAA (1-2) |
| 2007 | Arkansas | 43-21 | .672 | 18-12 | 1st West | 2nd (3-1) | NCAA (2-2) |
| 2008 | Arkansas | 34-24 | .586 | 14-15 | 4th West | DNQ | NCAA (0-2) |
| 2009 | Arkansas | 41-24 | .631 | 14-15 | 4th West | 4th (2-2) | CWS (7-2) |
| 2010 | Arkansas | 43-21 | .672 | 18-12 | 2nd West | T-7th (0-2) | NCAA (3-3) |
| 2011 | Arkansas | 40-22 | .645 | 15-15 | 1st West | T-3rd (2-2) | NCAA (2-2) |
| 2012 | Arkansas | 46-22 | .676 | 16-14 | T-2nd West | T-9th (0-2) | CWS (7-3) |
| | <i>Totals</i> | <i>405-223</i> | <i>.645</i> | <i>159-139</i> | <i>.534</i> | <i>9 (9-17)</i> | <i>10 (31-23)</i> |
| | Career Totals | 990-463 | .681 | 293-209 | .584 | 32-26 (.552) | 46-32 (.590) |



Todd Butler joined the Razorback staff in July of 2005 and is known around the country for his ability to attract the best talent and develop strong hitters. The Razorbacks use those talents to their fullest as Butler serves as the hitting instructor, outfield coach and recruiting coordinator. Butler is in his eighth year on the Razorback coaching staff and is in his 16th year as an assistant coach in the Southeastern Conference. Butler was promoted to Arkansas' associate head coach following the 2012 season.

In his seven seasons at Arkansas, Butler has helped the Razorbacks to two College World Series appearances, seven NCAA regional berths, three NCAA super regional appearances and two SEC Western Division titles. In addition, Butler has constructed five top-10 recruiting classes and had 46 players taken in the MLB Draft.

For the second time in his tenure at Arkansas, Butler helped Arkansas to the College World Series in 2012. Timely hitting and strong defense helped the Razorbacks win their first two games in Omaha and ultimately finish in a tie for third. The Razorback offense finished near the top of the SEC in several offensive categories during league play. Against the rugged SEC schedule, Arkansas was second in on base percentage (.355), second in runs scored (158), second in RBI (141), tied for second in doubles (55) and third in walks (113). Arkansas finished the 2012 season with 46 victories, the most wins in a season since 1990 and the sixth-highest single-season total in school history. Arkansas won at least 40 games in a season for the 18th time in program history and for the fourth-consecutive year The Razorbacks finished the season ranked in the top six in all four of the major college baseball polls, including a final No. 3 national ranking in the *USA Today*/ESPN Coaches poll, the NCBWA poll and the *Collegiate Baseball* poll.

Butler coached junior third baseman Matt Reynolds to first-team All-SEC honors, third-team All-America accolades and second-team All-Region honors. Reynolds finished the 2012 season with a .323 batting average, seven homers, 45 RBI and 16 stolen bases. Senior infielder Bo Bigham and sophomore infielder Dominic Ficociello also garnered All-SEC honors in 2012. Bigham earned second-team recognition for his work at second base after hitting .306 in conference games, while Ficociello was named to the league's all-defensive team for the second straight year after committing just one error in league games for a .997 fielding percentage. Freshman infielder/outfielder Brian Anderson was selected to *SEBaseball.com's* All-SEC freshman team after he hit .346 with two homers and nine RBI in league play.

Five offensive players from Arkansas' 2012 team were selected in the 2012 MLB Draft. Reynolds was a second round choice of the New York Mets, Tim Carver was drafted by the Philadelphia Phillies in the 19th round and Sam Bates was taken in the 29th round by the Cleveland Indians. Derrick Bleeker and Jacob Morris were each drafted in the 37th round with Bleeker going to the Baltimore Orioles and Morris to the Cleveland Indians.

In 2011, Butler helped guide the Razorbacks to an SEC Western Division title, a 10th straight appearance in the NCAA Tournament and the 17th 40-win season in program history, including the third consecutive season of at least 40 wins. With power numbers down throughout college baseball, the Razorbacks found another way to produce runs, the stolen base. The Razorbacks led the SEC with 122 stolen bases, which were the sixth most in school history, and were only caught stealing 27 times, an 82 percent success rate.

Ficociello was a consensus freshman All-American after leading the Razorbacks with a .335 batting average and 50 RBI. Juniors James McCann and Jarrod McKinney also produced career-best numbers at the plate. McCann hit .306 with six homers and 38 RBI, while McKinney hit .301 with two homers and 20 RBI. Both were selected in the 2011 MLB Draft with McCann going in the second round to the Detroit Tigers, while McKinney was taken in the 31st round by the Houston Astros. Collin Kuhn, who hit .282 with seven homers and 41 RBI, and Kyle Robinson, who hit .286 with a team-high 10 homers and 49 RBI, were both drafted by the Chicago White Sox in the 2011 draft. Kuhn was a 17th round selection, while Robinson was taken in the 28th round.

BUTLER PERSONAL FILE

| | |
|--------------------------------|-------------------------------------|
| Date of Birth: | July 23, 1966 |
| Wife: | Melissa |
| Children: | Caitlyn and Kendyll |
| Alma Mater: | McNeese State • 1991 |
| Head Coaching Experience: | McNeese State • 2001-2003 |
| Assistant Coaching Experience: | Arkansas • July 2005-present |
| | Alabama • 2004-05 |
| | Alabama • 1995-2000 |
| | McNeese State • 1993-94 |
| | Blinn (Texas) Junior College • 1992 |
| Student Assistant: | McNeese State • 1990-91 |
| Playing Experience: | Burlington, N.C. (Indians) • 1988 |
| | Waterloo, Iowa (Indians) • 1988 |
| | Oklahoma • 1987-88 |
| | McNeese State • 1985-86 |

The 2010 Arkansas offense was one of the most prolific in school history. The Razorbacks finished the season with a .306 team batting average, the first time since the 2005 season that the Razorbacks had closed a year with a better than .300 team batting average. Arkansas also set a school record with 92 home runs hit during the 2010 season. This high-powered offense helped the team to a 43-21 record and a trip to the NCAA Super Regionals for the second-straight year, marking the first consecutive trips to a Super Regional in program history.

A pair of Butler's pupils were honored with All-America honors following the 2010 season. Zack Cox set a new school record with a .429 batting average to go along with nine home runs and 48 RBI, while Brett Eibner hit .333 with a team-leading 22 homers and 71 RBI. Both players were early-round selections in the 2010 MLB Draft. Cox was the sixth first-round pick in school history after being taken by the St. Louis Cardinals with the 25th overall pick. Eibner was selected in the second round with the 54th overall pick by the Kansas City Royals. In addition, Andy Wilkins, who finished his career with a .307 batting average, 42 home runs and 165 RBI, was drafted by the Chicago White Sox in the fifth round of the 2010 draft.

In 2009, the Razorbacks used a combination of power and team speed to advance to the College World Series for the sixth time in program history. The hot-swinging



The Butler family (L to R): Caitlyn, Melissa, Kendyll and Todd



Razorbacks blasted their way through the Norman Regional, on their way to producing 38 runs in the three-game round. Arkansas went on to add 16 runs to its postseason total in a sweep of Florida State in the Tallahassee Super Regional. The hitting barrage carried over into the Razorbacks' first game in Omaha with 10 runs against Cal State Fullerton.

In 2007, Arkansas hit .288 and finished second in the SEC with 75 home runs on its way to capturing the SEC Western Division title and advancing to the championship game of the SEC Tournament.

Butler has constructed 10 recruiting classes that ranked among the nation's top 10 including five in his seven years with the Razorbacks. The 2010 recruiting class was ranked eighth by *Baseball America*, while his 2008 recruiting class was ranked fourth by *Collegiate Baseball*. Both the 2005 and 2006 classes were ranked 10th by *Baseball America*. In 2005, the publication tabbed Arkansas' recruiting class as the nation's top junior college collection of players and some of those players have already made their mark in professional baseball as right-handed pitchers Jess Todd and Duke Welker were both drafted in the second round of the 2007 MLB Draft. Todd ascended quickly through the St. Louis Cardinals' organization and was called up to the big leagues in June 2009.

On the field, Butler has also made a huge impact with the Razorbacks as his teams have produced five of the top 10 home run hitting clubs in program history. In Butler's first season the Razorbacks belted 65 home runs which ranked sixth all-time. Since then, the 2007 team blasted 75 home runs in 64 games, the 2008 team hit 77 in 58 contests, the 2009 team hit 80 in 65 games, while the 2010 team belted 92 homers in 64 games, an average of 1.44 homers per game.

While his influence on the Razorbacks as a whole has been profound, it's the work he has accomplished with several individuals that paints a much brighter picture. Danny Hamblin was a terror at the plate during the 2006 and 2007 seasons as he produced some of the biggest single-season home run totals ever. Hamblin connected for 17 home runs as a junior after hitting just 17 his first two seasons at Arkansas. Despite getting drafted by the Oakland A's, Hamblin returned to Arkansas for his senior season and slammed another 22 home runs, the second-highest single-season total in school history. His 57 career home runs are the most by any individual in Razorback history.

Another Butler disciple was Logan Forsythe who went from a .189 hitter as a freshman to .347 as a sophomore and .351 as a junior. Forsythe flourished with Butler's guidance and earned first-team All-SEC honors after his junior season and was drafted in the first round of the MLB Draft by the San Diego Padres thanks to his skills at the plate and defensive prowess. Forsythe made his Major League debut in 2011 and has played in 153 games with the Padres over the last two seasons.

During Butler's 20-year career as a NCAA Division I assistant or head coach, he has helped his teams to five College World Series appearances, 16 NCAA regionals, four NCAA super regionals, six conference tournament championships and his teams have been ranked No. 1 four times in his career. In addition, Butler has coached 31 All-Americans, 124 players drafted in the MLB Draft and 20 Major League players.

One of the most experienced and talented assistant coaches in college baseball, Butler came to Fayetteville after two assistant coaching stints (eight total years) at the University of Alabama and three years as the head coach at his alma mater, McNeese State.

In 2001, Butler took over as head coach at McNeese State in his hometown of Lake Charles, La., where he compiled a 90-83 (.520) overall record in three seasons. In his last season at McNeese, he guided the Cowboys to the 2003 Southland Conference Tournament championship, their first in 10 years.

The win at the conference tournament secured just the fourth NCAA Regional bid in McNeese State's history and the Cowboys were sent to the Houston Regional at Rice's Reckling Park. Butler's team gave eventual national champion Rice all they could handle before falling to the Owls, 3-2, in 10 innings. Ole Miss eliminated the Cowboys from the 64-team field the following day.

Prior to assuming the head coaching duties at McNeese State, Butler served as the hitting instructor and outfielders coach during his first stint with the Crimson Tide from 1995-2000. He helped guide Alabama to six NCAA Regional appearances as well as three trips to the College World Series in 1996, 1997 and 1999. The Tide advanced to the SEC Tournament in all six of those seasons, claiming the SEC Tournament title in 1995, 1996, 1997 and 1999.

Butler also earned his reputation as one of the country's top recruiters during those first six years at Alabama. He helped the Crimson Tide land some of the nation's top talent as Alabama recorded three-consecutive top 10 recruiting classes. The Tide's 1999 freshman class was ranked as the fourth-best in the country and still ranks as the highest ranked class in school history.

Under Butler's leadership, the Crimson Tide became one of the most feared offensive clubs in America. Alabama's 1997 team led the NCAA in four offensive categories, including runs scored (679), total hits (860) and total bases (1,571) while finishing second in home runs (160). In addition, the Crimson Tide won the NCAA statistical championship for highest slugging percentage (.621), eclipsing the previous school record (.521 in 1983) by 100 points. The 1997 team also set a NCAA record with 13 home runs in a single game.

Butler returned to Alabama as an assistant baseball coach on June 26, 2003. He spent the 2004 and 2005 seasons on the Tide staff as the recruiting coordinator, hitting instructor and infield coach, while also coaching first base.

He continued to showcase his ability to sign some of the top recruiting classes in the country upon his return to the Alabama bench. Alabama's 2005 freshman class was rated 10th in the fall of 2004 in *Baseball America's* Dandy Dozen College recruiting classes.

Before joining Alabama for the first time, Butler served as an assistant coach at McNeese State in 1993 and 1994. He was an assistant coach at Blinn Junior College in Brenham, Texas, in 1992, where he helped the Buccaneers advance to the NJCAA World Series.

Butler's coaching career began as a student-assistant coach at McNeese State, where he earned his bachelor's degree in liberal studies in 1991.

Butler spent two summers coaching in the Alaska Baseball League. His first stint in Alaska was as an assistant coaching job in 1991 with the Kenai Peninsula Oilers, helping them to the NBC World Series. He then coached for the Anchorage Glacier Pilots in 1992.

Butler played his college ball at McNeese State and Oklahoma. A team captain for the Sooners in 1988, Butler still holds the OU single-season record for stolen bases with 46 steals in 1988, including 26 consecutive successful stolen base attempts. Butler was a third-team All-American and earned All-Big Eight Conference honors in 1988. Butler also played for the Wareham Gatemen in the Cape Cod League.

Butler was born on July 23, 1966, in Alexandria, La., and is married to the former Melissa Borrel. The couple has two daughters, Caitlyn (15) and Kendyll (10).





**DAVE
JORN**

Pitching Coach

17th Season - Southeast Missouri State, 1981

Beginning his 17th overall season with the Razorbacks, Dave Jorn has made a lasting and profound impression on the baseball program. In his second stint with Arkansas, Jorn is beginning his 11th season as the pitching coach with head coach Dave Van Horn.

Jorn's unmistakable impact on the Razorback baseball program can not only be seen on the pitcher's mound but in the locker room and on the draft boards of every Major League Baseball team.

During two assistant coaching stints in Fayetteville, Jorn has been a part of 673 wins, five trips to the College World Series and 15 NCAA Tournament berths. In addition, the Razorbacks have enjoyed 11 40-win seasons, two 50-win campaigns and his pitchers have tossed five no-hit games.

Since returning to Arkansas in 2003, Jorn has had six pitching staffs finish the season with an ERA of under 4.00, including in each of the last three seasons. Over the last two seasons, his pitching staffs have accounted for the second- and ninth-lowest team ERAs in program history. The 2012 squad had a team ERA of 2.83, the second-best in school history, while the 2011 pitching staff finished the season with a 3.20 team ERA, the ninth-best in school annals.

Jorn returned to Arkansas in 2003 after a 14-year career in Major League Baseball as a coach for the New York Mets, New York Yankees and Arizona Diamondbacks. Prior to working in the pros, he spent six years with the Razorbacks under legendary Arkansas head coach Norm DeBriyn. In his second tour of duty with the Razorbacks, he has revived Arkansas' pitching fortunes once again.

In 2012, the Razorback pitching staff was one of the best in program history. Arkansas finished the season with a team ERA of 2.83, the second-lowest single-season ERA in school history. The Razorbacks ranked second in the Southeastern Conference and fifth in the country in team ERA. Jorn's pitching staff was even better in the NCAA Tournament. In 10 NCAA Tournament games, Arkansas' pitching staff had a 1.92 ERA, including a team ERA of 1.80 in four College World Series games. Arkansas ranked fourth nationally in hits allowed per nine innings, giving up just 7.53 hits per nine innings. The Razorbacks finished the season with 10 shutouts, which ranked as the second-highest single-season total in school history.

Individually, 10 members of the 2012 pitching staff finished the season with an ERA under 3.20 (minimum 10 appearances). DJ Baxendale and Ryne Stanek each earned All-SEC honors from *SEBaseball.com*. Stanek also earned honorable mention All-America honors from *CollegeBaseballInsider.com*. Baxendale finished the season with an 8-5 record and a 3.11 ERA, while Stanek was 8-4 with a 2.82 ERA. Barrett Astin and Colby Suggs headlined a strong Arkansas bullpen. Astin finished the season with 11 saves, which ranked tied for the third-highest single-season total in school history, and a 1.99 ERA. Suggs compiled a 7-1 record with a 1.38 ERA. Three members of the Razorback pitching staff were drafted in the 2012 MLB Draft. Nolan Sanburn was selected by the Oakland Athletics in the second round, Baxendale was a 10th round pick of the Minnesota Twins and Randall Fant was drafted in the 29th round by the Cleveland Indians.

Jorn's pitching staff in 2011 ranked among the best in the SEC and nationally. The Razorback pitching staff finished the season with a team ERA of 3.20, ranking fourth in the conference and 27th nationally. Arkansas' team ERA was the ninth-best in program history and the best since 1982 when Arkansas pitchers posted a 3.00 ERA. The Razorback pitching staff combined to allow just 7.86 hits per nine innings, which ranked them 14th in the country. The Razorback bullpen was particularly strong in 2011, setting a new single-season school record with 20 saves and posting a 20-8 record with a 2.51 ERA.

Three of Jorn's pupils earned conference and national recognition following the 2011 season. Baxendale was named second-team All-SEC and earned All-Region honors after finishing his junior season with a 10-2 record, three saves and a 1.58 ERA.

JORN PERSONAL FILE

| | |
|--------------------------------|--|
| Date of Birth: | Oct. 2, 1954 |
| Wife: | Melinda |
| Children: | Christina, Molly and Maggie |
| Alma Mater: | Southeast Missouri State • 1981 |
| Head Coaching Experience: | Staten Island Yankees - A (Yankees) • 2001 South Bend Silver Hawks - A (Diamondbacks) • 2000 |
| Assistant Coaching Experience: | Arkansas • 2003-present New York Yankees Scout • 2001-02 South Bend Silver Hawks - A (Diamondbacks) • 1999-2000 Lethbridge, Alberta- R (Diamondbacks) • 1998 Columbia Bombers - A (Mets) • 1997 Kingsport Mets - A (Mets) • 1995-96 Columbia Bombers - A (Mets) • 1993-94 Albany Yankees - AA (Yankees) • 1991-92 Greensboro Bats - A (Yankees) • 1990 Prince William Cannons - A (Yankees) • 1989 Arkansas • 1983-88 Lurleen B. Wallace (Ala.) Junior College • 1982 |
| Playing Experience: | Springfield (Ill.) - AAA (Cardinals) • 1981 Little Rock (Ark.) - AA (Cardinals) • 1980 St. Petersburg (Fla.) - A (Cardinals) • 1978-79 Gastonia (N.C.) - A (Cardinals) • 1977 Sarasota (Fla.) - R (Cardinals) • 1976 Southeast Missouri State • 1975-76 Belleville (Ill.) Junior College • 1973-74 |

Baxendale was the first Razorback pitcher to record double-digit wins in a season since Nick Schmidt in 2007 and posted the fifth-lowest ERA in program history. Astin and Sanburn each earned freshman All-America honors following the season. Astin appeared in a team-high 27 games and had a 5-2 record with three saves and 2.72 ERA. Sanburn led Arkansas with eight saves and compiled a 2-4 record with a 3.62 ERA.



The Jorn Family (L to R): Melinda, Dave and Maggie



In 2010, the Razorback rotation finished the year with a 3.93 ERA, finishing third in the conference and posting the first sub-4.00 ERA since the 2007 season. Arkansas pitchers also posted the second-best strikeout to walk ratio in school history at 2.92, fanning 551 batters and issuing just 189 bases on balls.

The ace of the Razorback pitching staff in 2010 was Drew Smyly. The southpaw finished the year with a 9-1 record and a 2.80 ERA. He was recognized for his stellar season by earning All-SEC honors. Smyly, who made his Major League debut in 2012 with the Detroit Tigers, was drafted in the second round of the 2010 MLB Draft by the Tigers with the 68th overall pick.

Jorn's 2007 starting rotation was possibly the best three-man rotation in college baseball and one of the best in school history. Nick Schmidt, who garnered All-America honors for the second-consecutive season, anchored a rotation that included junior college transfers Jess Todd and Duke Welker. The trio combined for 27 wins, 315 innings, a .217 opponent batting average and 319 strikeouts.

Under Jorn's guidance, Schmidt finished his three-year Razorback career as one of the most-decorated players to ever don an Arkansas uniform. His 11-3 record and career-low 2.69 ERA in 2007 cumulated a career that produced a 28-8 record, 2.83 ERA and a school record 345 strikeouts. Schmidt also earned SEC Pitcher of the Year honors in 2006.

Schmidt was drafted in the first round of the 2007 Major League Baseball Draft by the San Diego Padres with the 23rd overall selection. He became the first Razorback to be drafted in the first round since 1999 and just the fourth first-rounder in school history.

Jorn's trio of starting pitchers were all selected by the 82nd overall pick in the second round of the 2007 MLB Draft. Welker went with the 68th pick to the Pittsburgh Pirates while Todd was taken No. 82 by the St. Louis Cardinals. Both Schmidt and Todd were picked as first-team All-SEC selections by league coaches. Todd also earned second-team All-America honors with a 9-3 record, two saves, two complete games and 128 strikeouts, which tied for the third-most in a single season in school history. During the summer of 2009, Todd was called up by the St. Louis Cardinals to join the big-league team.

The Razorbacks' 2007 pitchers recorded a school-record 565 strikeouts in 569 innings of work for 8.9 strikeouts per nine innings that ranked fifth nationally. The staff also garnered a 2.58 strikeout-to-walk ratio and held opponents to a .249 batting average. The 2006 staff, led by Schmidt, posted a team ERA of 3.64, the lowest in 15 years.

In 2006, Schmidt finished 9-3 with 145 strikeouts and was named the league's top pitcher by the coaches. His 145 strikeouts were also the second-most in a single season in Arkansas history. Jorn also molded lefty Devin Collis into one of the league's top closers, finishing with nine saves. Shaun Seibert also came into his own under Jorn's guidance, posting a 2.79 ERA that ranked second in the SEC.

In 2005, Arkansas compiled a 4.05 ERA and rode the strong arms of Charley Boyce and freshman All-American Schmidt to 39 wins and a NCAA Regional berth. Seibert and Schmidt were both named to the *Collegiate Baseball* Freshman All-America team for their standout efforts.

In 2004, the Razorbacks claimed a share of the SEC overall title and advanced to the College World Series for the first time in 15 seasons. Under Jorn's guidance, Razorback hurlers posted the lowest team ERA since 1991 with a 3.87 mark. Jorn helped Boyce post a 10-3 record and a 3.20 ERA in 2004, while part-time starter Jay Sawatski also posted a 10-3 record with a 3.38 ERA. The Razorbacks' bullpen was equally effective under Jorn's instruction in 2004 as the relievers recorded a 3.72 ERA with a 25-11 record and 16 saves.

Jorn first served as Arkansas' pitching coach from 1983-88. During Jorn's time on DeBrynn's staff, Arkansas posted a record of 268-108 (.713), competed in five NCAA Regionals and earned trips to the 1985 and the 1987 College World Series. Six different Razorback pitchers earned All-Southwest Conference honors during that span including Kevin Campbell ('84), Tim Deitz ('85), Bobby Edwards ('87, '88), Fred Farwell ('85), Steve Parker ('86) and Tim Peters ('87).

Van Horn and Jorn coached together on the UA staff from 1985-88. Van Horn was a graduate assistant while Jorn was in the midst of his first stint as UA's pitching coach.

Jorn left the Razorback program in January of 1989 to work in player development in the New York Yankees' minor league system. He was the pitching coach at Class A Prince William, Va., in the Carolina League in 1989, helping the Cannons to a league title. Jorn then served in the same position in the Class A South Atlantic League in Greensboro, N.C., in 1990. He spent two years (1991-92) as the pitching coach at the Yankees' Class AA affiliate in Albany, N.Y., helping them to a league championship in 1991.

He joined the New York Mets' organization in 1993 and worked with their Class A South Atlantic League affiliate in Columbia, S.C., in 1993-94. Jorn transferred to Kingsport, Tenn., to serve as pitching coach for the Mets in the Class A rookie league from 1995-96, winning a league title in 1996. He then returned to Columbia, S.C., for the 1997 season.

In 1998, he was hired by the Arizona Diamondbacks and worked as the pitching coach in Lethbridge, Ontario, Canada, in the organization's short season Class A league club in the Pioneer League.

Jorn spent the next two seasons (1999-2000) with the Diamondbacks' Class A Midwest League affiliate in South Bend, Ind. He served as the pitching coach in 1999 before being elevated to the role of manager in 2000.

Jorn rejoined the Yankees' organization in 2001 as a scout covering the Midwest. He was responsible for scouting in the states of Arkansas, Kansas, Missouri, Nebraska, North Dakota and South Dakota. Following the 2001 draft, he managed the Yankees' Class A short season team playing in the New York-Penn League in Staten Island, N.Y.

Prior to his initial tenure at Arkansas, he was the pitching coach at Lurleen B. Wallace (Ala.) Junior College for one season.

Jorn and Melinda Gatling were married in April 2007. They have two daughters, Molly Kuhl (27), who was married to Kaleb Kuhl in December 2009, and Maggie Gatling (20). Jorn also has a daughter, Christina, and three grandchildren Kellen (10), Alexis (10) and Bryant (five months).





Once the foundation of a stellar Razorback infield, Clay Goodwin is now the cornerstone of an even better Razorback coaching staff as he starts his sixth season with the Arkansas coaching staff as its Director of Baseball Operations.

In his capacity as the Director of Operations, Goodwin coordinates many of the behind-the-scenes aspects of the Razorback baseball program as he works in conjunction with the Arkansas coaching staff. Some of his duties include acting as an on-campus recruiting official, coordinating all official and unofficial visits to Arkansas' campus, assisting with team travel and ordering inventory of all equipment needs.

Prior to his appointment to Director of Operations, Goodwin spent the 2006 season as the Razorbacks' fifth-year student assistant coach. He assisted the UA coaching staff with practices, day-to-day administrative duties and on game days. He helped hitting coach Todd Butler with hitting instruction while assisting with the Razorbacks' infield. He then served as a team manager for Arkansas during the 2007 season.

Goodwin was an outstanding player for the Razorbacks over four seasons and because of that his name is littered throughout the Arkansas record book. An excellent defensive third baseman, he was also known to have an effective bat as he finished his career with a .297 average, 49 doubles, 12 home runs and 127 RBI. At the conclusion of his four years, he ranked eighth in career at bats (750), tied for ninth in career hits (223) and tied for fifth in career singles (157). Goodwin appeared in 202 games as a Razorback, making 193 starts.

He hit a team-best .332 as a sophomore and followed that with a team-leading .319 average as a junior. His run production spiked as a senior with a career-best five home runs, 17 doubles and 42 RBI. He also finished his career with a .934 fielding percentage at third base and 408 assists.

Goodwin was born on Oct. 1, 1981, and graduated from the University of Arkansas in May of 2005 with a degree in kinesiology. He completed his master's degree in the fall of 2006 at the University of Arkansas in workforce development. Goodwin is married to the former Jill Johnson. The couple has one daughter, Caroline (1).

GOODWIN PERSONAL FILE

| | |
|----------------------------------|----------------------------------|
| Date of Birth: | October 1, 1981 |
| Wife: | Jill |
| Child: | Caroline |
| Alma Mater: | Arkansas • August 2005 |
| Director of Baseball Operations: | Arkansas • August 2007-pres. |
| Coaching Experience: | Arkansas • August 2005-June 2006 |
| Playing Experience: | Arkansas • 2002-05 |



The Goodwin family (L to R): Jill, Caroline and Clay



Kelly Moore is in her 10th year working for Coach Dave Van Horn in the Arkansas baseball office and her 11th year working for the University of Arkansas athletic department.

Her duties include coordinating team travel, administration of the equipment budget, organizing the recruiting databases and the day-to-day operations of the baseball office.

A native of Fort Smith, Ark., Moore also serves as the coordinator for the very successful Dave Van Horn Razorback Baseball Camps.

Born August 10, 1978, she holds a bachelor's degree in adult education from the University of Arkansas and is married to Max Moore, a native of Fayetteville, Ark. The couple has three children, Maddux (5), Addi Grace (3) and Sawyer (10 months).



The Moore family (L to R): Kelly, Sawyer, Maddux, Max and Addi Grace



BRIAN WALKER/JACOB JULIUS/MANAGERS



Brian Walker is in his third season on the Razorback coaching staff and in his second year as the team's volunteer assistant coach. Walker works primarily with the Razorback catchers.

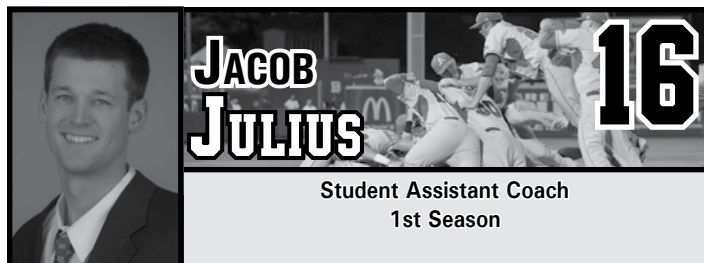
Walker continued his work in developing Razorback catchers during the 2012 season. Jake Wise was one of the best defensive catchers in the country, not committing an error in 438 chances in 2012. Wise was also effective in slowing down the opposition's running game as he threw out 17 would-be base stealers.

In his first season on the Arkansas coaching staff, Walker mentored James McCann, one of the top catchers in collegiate baseball. McCann, who was named a semifinalist for the Johnny Bench Award, enjoyed his best season at the plate, finishing the year with a .306 batting average with six homers and 38 RBI. Defensively, McCann had a .992 fielding percentage, committing just four errors, while throwing out 20 would-be base stealers. McCann was a second round draft pick of the Detroit Tigers in the 2011 MLB Draft.

Walker joined the Arkansas coaching staff after spending four years in the Anaheim Angels minor league system. Walker closed the 2010 season with the Angels' triple-A squad, Salt Lake City. In six games with Salt Lake City, he hit .300 with six RBI.

A three-year letterwinner at Arkansas, Walker played in 164 games, including 145 starts, and hit .260 with 26 home runs and 98 RBI. Walker was stellar in the field for the Razorbacks, committing just five errors over his three-year career for a .996 fielding percentage. He was drafted in the 29th round of the 2007 MLB Draft by the Anaheim Angels.

A native of Tulsa, Okla., Walker graduated from the University of Arkansas with a degree in kinesiology. Walker and his wife, McKenzie, have two children, Claire (4) and Joseph (4).



Jacob Julius is in his first season on the Razorback coaching staff as a student assistant coach. Julius works primarily with the Arkansas outfielders.

Julius returns to Arkansas after playing five seasons in the Baltimore Orioles organization. Julius most recently played in 2011, where he split time between the single-A, high-A and triple-A levels. He most recently played for the Orioles' triple-A team in Norfolk, Va.

Julius played one season at Arkansas as he was a member of the 2007 team. Julius played in 27 games, including 20 starts, in the 2007 season and hit .309 with five homers and 21 RBI. He had an OPS of 1.054, posting a slugging percentage of .588 and an on-base percentage of .466. Following the 2007 season, Julius was drafted in the 33rd round of the 2007 MLB Draft by the Baltimore Orioles.

A native of New Albany, Ind., Julius is pursuing a degree in general business.




The Walker family (L to R): Joseph, McKenzie, Brian and Claire

2013 TEAM MANAGERS



Jack Baltz



Christian Kowalchuk



Jordan Larkan



Ryan Rogers



Dustin Simmons

DIAMOND DOLLS



Under the supervision of coordinator Sarah Maland, the University of Arkansas Diamond Dolls are a select group of young women who devote countless hours to the Razorback baseball program. The Diamond Dolls' duties include selling scorecards, assisting with on-field promotions and serving as bat girls.



Stephanie Bledsoe



Andrea Dixon



Amy Eller



Hannah Gant



Maggie Gatling



Elise Harpenau



Claire Harter



Jaimie Hibbs



Abby Jordan



Charlee Jordan



Krissy Kent



Cambry Knies



Abby Konert



Devonnice Mann



Taylor McGregor



Courtney Moore



Hanna Neff



Hannah Parsons



Deanne Phillips



Lindsay Pottorff



Katie Sabatino



Elissa Toney



Sierra Walker



Amy May West



Shayne Wright




Sarah Maland
Coordinator





The RBI Girls have entertained Razorback baseball fans since the 1997 season, performing dance routines and leading cheers from the top of the dugouts prior to all home games and between innings. They have become an integral part of the game day experience at Baum Stadium. The RBI Girls are accompanied at all baseball games and events by Ribby, the Arkansas baseball mascot. This year's Ribby is James Newton. The RBI Girls are coached by Brooke Bailey and Jean Nail.



Morgan Beal



Joanna Bentley



Lindsay Bobbitt




Rachel Carney



Allie Droste



Megan Ferguson



Audrey Gregory



Abby Hile



Megan Meador



Elisa Mills



Savannah Nall



Sydney Scholten



Madeleine Sherrington



Miranda Tims



Courtney Van Dorple



Maurie Vaughn



Megan Walbe



Meridith Weaver



Melia Whitaker



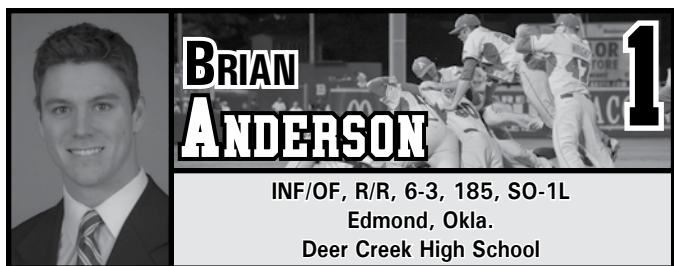
Melanie Yerger



Jean Nail
Director of Spirit Squads



Brooke Bailey
Dance Coach



**BRIAN
ANDERSON**

INF/OF, R/R, 6-3, 185, SO-1L
Edmond, Okla.
Deer Creek High School

Career Highs

| Category | Highs | Opponent (last time) | Date |
|----------|-------|-------------------------|---------|
| At Bats | 6 | vs. Louisiana Tech | 5/15/12 |
| Runs | 2 | 3x (at Tennessee) | 5/17/12 |
| Hits | 2 | 9x (vs. Kent State) | 6/16/12 |
| RBI | 3 | at Tennessee | 5/19/12 |
| HR | 1 | 2x (at Tennessee) | 5/19/12 |
| BB | 2 | 3x (at Tennessee) | 5/17/12 |
| SB | 1 | 2x (vs. South Carolina) | 6/18/12 |
| K | 3 | vs. South Carolina | 6/22/12 |

Coach Van Horn on Anderson

"Brian got some quality playing time last year and really helped us down the stretch. We feel like that he's a little bigger and stronger. He's gained some valuable experience. Brian has the chance to be our starting third baseman. He also plays short and can play outfield. We'd like Brian to be a guy that can be more of a run producer this year."

2012 (Freshman)

Played in 47 games, including 33 starts, and hit .283 with two homers and 11 RBI ... Finished third on the team with a .396 on-base percentage ... In conference games, Anderson hit .346 with two homers and nine RBI ... Earned SEC All-Freshman team honors from *SEBaseball.com* ... Made collegiate debut in series against Villanova (2.17-2.19), playing in all three games and scoring a run in the first and second games of the series ... Pinch ran in the ninth inning in the series opener against Northwestern State (2.21) and scored the game-winning run ... Picked up first hit of collegiate career in series finale against BYU (2.29) ... Earned first collegiate start in series finale against Binghamton (3.10), scoring a run and drawing a walk ... Had a pinch hit single in second game of the series at Mississippi State (3.24) ... Started the final two games of the series against Georgia (4.6-4.8), going 2-for-5 with first collegiate RBI and three runs scored ... Reached base five times in eight plate appearances in series vs. the Bulldogs ... Started both games of the doubleheader against Stephen F. Austin (4.17), going 3-for-8 with a RBI and a run scored ... Earned a start in each of the final two games of the series at Florida (4.27-4.29) and recorded a double in each game ... Started all three games of the South Carolina (5.4-5.6) series and went 3-for-4 with three RBI and three runs scored ... Had a pair of hits in midweek victory vs. Louisiana Tech (5.15) ... Hit .500 (6-for-12) in Arkansas' series sweep at Tennessee (5.17-5.19) with two homers and four RBI ... Hit first two homers of collegiate career in the series against the Volunteers and finished the three games with a 1.083 slugging percentage ... Had a pair of hits and recorded first stolen base of his collegiate career in SEC Tournament game vs. Ole Miss (5.23) ... Recorded a pair of hits and scored a run in the Houston Regional final vs. Sam Houston State (6.3) ... Started the game-winning rally with a leadoff single and scored the game-winning run in game three of the Waco Super Regional at No. 4 Baylor (6.11) ... Started all four games in the College World Series and went 3-for-12 with a RBI and two runs scored ... Had two hits with a RBI and a run scored in the Razorbacks' CWS opening win over Kent State (6.16).

Summer Baseball

2012: Played in the Northwoods League with the Lakeshore Chinooks ... Hit .290 with five home runs and 18 RBI, while also compiling a .300 on-base percentage ... Ranked as the No. 22 prospect in the Northwoods League by *Perfect Game*.

Deer Creek High School


Ranked 258th nationally in the class of 2011 by *Perfect Game* ... Named 2011 Rawlings Preseason All-America Honorable Mention ... Earned first-team all-Edmond honors in 2010 and 2011 ... Named all-city and all-state in 2011 ... Earned Suburban Conference Player of the Year honors in 2011 ... Led his team to the state tournament in each of his four seasons ... Finished his senior season with a .509 batting average with 61 runs, 17 doubles and five triples ... Selected to play in the Oklahoma City Area Baseball Coaches Association All-Star Game in 2011 ... Hit .454 with 30 RBI in his junior season ... Selected to play in the 2010 Area Code Games.


In the Draft

2011 - Minnesota Twins, 20th round (628th overall)

Personal

Son of Robert Anderson and Tammy Johnson ... Has one brother, Blake ... Majoring in recreation and sport management.





Anderson's Career Statistics

| Year | Avg | GP | GS | AB | R | H | 2B | 3B | HR | RBI | TB | SLG% | BB | HBP | SO | GDP | OB% | SF | SH | SB | ATT | PO | A | E | FLD% |
|--------------|-------------|-----------|-----------|------------|-----------|-----------|----------|----------|----------|-----------|-----------|-------------|-----------|----------|-----------|----------|-------------|----------|----------|----------|----------|-----------|----------|----------|-------------|
| 2012 | .283 | 47 | 33 | 120 | 23 | 34 | 4 | 0 | 2 | 11 | 44 | .367 | 15 | 8 | 36 | 5 | .396 | 1 | 3 | 2 | 5 | 53 | 7 | 6 | .909 |
| TOTAL | .283 | 47 | 33 | 120 | 23 | 34 | 4 | 0 | 2 | 11 | 44 | .367 | 15 | 8 | 36 | 5 | .396 | 1 | 3 | 2 | 5 | 53 | 7 | 6 | .909 |



**BARRETT
ASTIN**

17

RHP, R/R, 6-1, 200, JR-2L
Forrest City, Ark.
Forrest City High School

Career Highs

| Category | Highs | Opponent (last time) | Date |
|-----------------|-------|---------------------------------|---------|
| Innings Pitched | 5.0 | vs. Villanova | 2/19/12 |
| Hits | 7 | vs. Kentucky | 4/14/12 |
| Runs | 5 | 2x (last vs. Mississippi State) | 5/22/12 |
| Earned Runs | 3 | at Arizona State | 6/5/11 |
| Walks | 5 | at San Diego State | 3/13/11 |
| Strikeouts | 10 | vs. Mississippi State | 4/16/12 |

Coch Van Horn on Astin

"Barrett is one of our most experienced and talented pitchers. He did a little bit of everything for us last year. His role this year will probably be the same. He'll start some for us. He'll also close some games. He could develop into a role where he closes on Friday and starts on Sunday. It really depends on how our whole staff develops as the season goes on."

2012 (Sophomore)

Pitched in a team-leading 32 games, 29 out of the bullpen, and had a 3-5 record with a team-high 11 saves and a 1.99 ERA ... His 11 saves were the third-highest single-season total in school history, while his 32 appearances were the seventh-highest single-season total in school history ... Finished the season tied for third in the SEC in saves and tied for seventh in the conference in appearances ... Struck out 61 batters in 58.2 innings and held the opposition to a .210 batting average ... Named to the midseason watch list for the NCBWA Stopper of the Year Award ... Started the series finale against Villanova (2.19) and earned the win, throwing five no-hit innings and striking out seven ... Named SEC Pitcher of the Week after his performance against the Wildcats ... Earned first save of the season in the middle game of the series against Valparaiso (2.25), tossing two scoreless innings, allowing one hit and striking out one ... Pitched a scoreless inning in series finale against BYU (2.29), retiring all three batters he faced, including two strikeouts ... Made two relief appearances during the Houston College Classic, earning a save against Texas Tech (3.2) and Texas (3.4) ... Pitched four innings on the weekend, giving up just one hit and striking out eight ... Selected to the Houston College Classic all-tournament team ... Finished off Arkansas' sweep against Binghamton (3.10) with a perfect ninth inning in the series finale, striking out one ... Earned the save in both games of the Gonzaga (3.13-3.14) series, throwing 2.2 scoreless innings in the series with a strikeout ... Pitched twice in the series against Alabama (3.16-3.18), earning a win in the series opener and a save in the series finale ... Threw 4.1 scoreless innings against the Crimson Tide, striking out three ... Threw three innings in relief in the series finale at Mississippi State (3.25), striking out three and allowing a run ... Made second start of the season in second game of the series against Georgia (4.7) and threw 4.2 innings, allowing two unearned runs on three hits and striking out five ... Struck out three and did not allow a hit in 1.2 innings in relief stint at Ole Miss (4.21) ... Pitched in two games in the series at Florida (4.27-4.29), throwing two hitless innings ... Earned his seventh save of the season in series finale against the Gators ... Picked up his eighth save of the season in series finale vs. Missouri (5.2), throwing a scoreless ninth inning ... Closed out Arkansas' win in the second game of the series vs. South Carolina (5.5), giving up a run in the ninth inning and earning his ninth save of the season ... Recorded third win of the season in midweek victory vs. Louisiana Tech (5.15), throwing two hitless innings with four strikeouts ... Finished Arkansas' sweep at Tennessee (5.19) by throwing a scoreless inning with a strikeout in the series finale ... Made four appearances in the NCAA Tournament, throwing eight shutout innings ... Picked up 10th save of the season in Arkansas' win against No. 8 Rice (6.2), throwing two scoreless innings and allowing just one hit ... Tossed 1.2 shutout innings with a strikeout in game two of the Waco Super Regional at No. 4 Baylor (6.10) ... Pitched in two games of the College World Series and did not allow a run in 4.1 innings ... Earned 11th save of the season in Arkansas' win over South Carolina (6.18), allowing just one hit in three shutout innings.

2011 (Freshman)

Pitched in a team-high 27 games, 24 in relief, and had a 5-2 record with three saves and a 2.72 ERA ... Named a freshman All-American by *Collegiate Baseball* and the National Collegiate Baseball Writers Association ... Made collegiate debut in series finale against Delaware State (2.20), throwing a perfect inning with a strikeout ... Earned first win as a Razorback in second game of series against Utah (2.26), allowing a run on five hits over 3.2 innings ... Threw 3.1 shutout innings in relief against McNeese State (3.1), allowing just two hits and striking out three ... Pitched in two games in series vs. Wisconsin-Milwaukee (3.4-3.6), throwing 4.2 innings and allowing one run with four strikeouts ... Picked up second win of the season in series opener against the Panthers, tossing 2.1 shutout innings ... Made first start of collegiate career vs. Memphis (3.22), giving up two runs on five hits with three strikeouts in four innings ... Took the loss in start vs. Vanderbilt (3.26), allowing three runs, just one earned, on five hits in four innings ... Threw 1.1 hitless innings in relief at Alabama (4.2), striking out one ... Appeared in two games during series vs. LSU (4.8-4.10), giving up a run and striking out five in five innings of work ... Earned third win of the season in series opener vs. the Tigers, pitching 2.2 shutout innings ... Struck out all 10 batters he retired in his 3.1 shutout inning outing against Mississippi State (4.16) ... Earned first save of collegiate career in series-clinching win over Florida (5.6), tossing three perfect innings and striking out four ... Pitched in both games of doubleheader vs. Ole Miss (5.21), picking up a save in the first game and earning a win in the second game ... Retired the only Rebel batter he faced in the first game to pick up second save, and recorded fifth win of the season in the nightcap, throwing four shutout innings with three strikeouts ... Named SEC Freshman of the Week following his performance against Ole Miss ... Made two appearances in the SEC Tournament, both in relief, earning a save against Mississippi State (5.26), throwing four shutout innings with four strikeouts ... Also pitched against Vanderbilt (5.28), tossing 1.2 scoreless innings ... Appeared in the NCAA Tournament opener against Charlotte (6.3), throwing 1.2 scoreless innings with two strikeouts.

Summer Baseball

2012: Played for the Wareham Gatemen of the Cape Cod Baseball League ... Threw 21.2 innings over the summer, striking out 15 and finishing with an 0-4 record and a 6.65 ERA ... Helped the Gatemen to the 2012 Cape Cod League championship ... Was teammates with junior pitcher Colby Suggs. **2011:** Played with the Wareham Gatemen of the Cape Cod Baseball League ... Pitched in eight games, including three starts, for the Gatemen and finished the summer with a 2-1 record and a 2.63 ERA ... Threw 27.1 innings, allowing 10 runs, eight earned, on 24 hits with 15 strikeouts.

Forrest City High School

Four-year starter ... Earned all-conference honors following sophomore and junior seasons ... As a junior, pitched 64 innings with two no-hitters, one perfect game, a 1.08 ERA and 110 strikeouts ... His 8-2 record during his junior year led his team to a conference championship in addition to earning him all-state honors ... Also played football and basketball in high school ... Named all-conference for football after sophomore and junior seasons ... Member of Beta Club.

Personal

Son of Lowry and Carla Astin ... Has one sister, Madeline ... Majoring in criminal justice.





Astin's Career Statistics

| Year | Avg | GP | GS | AB | R | H | 2B | 3B | HR | RBI | TB | SLG% | BB | HBP | SO | GDP | OB% | SF | SH | SB | ATT | PO | A | E | FLD% |
|--------------|-------------|----------|----------|----------|----------|----------|----------|----------|----------|----------|----------|-------------|----------|----------|----------|----------|-------------|----------|----------|----------|----------|----------|-----------|----------|--------------|
| 2011 | .000 | 0 | 0 | 0 | 0 | 0 | 0 | 0 | 0 | 0 | 0 | .000 | 0 | 0 | 0 | 0 | .000 | 0 | 0 | 0 | 0 | 2 | 17 | 0 | 1.000 |
| 2012 | .000 | 0 | 0 | 0 | 0 | 0 | 0 | 0 | 0 | 0 | 0 | .000 | 0 | 0 | 0 | 0 | .000 | 0 | 0 | 0 | 0 | 3 | 13 | 0 | 1.000 |
| TOTAL | .000 | 0 | 0 | 0 | 0 | 0 | 0 | 0 | 0 | 0 | 0 | .000 | 0 | 0 | 0 | 0 | .000 | 0 | 0 | 0 | 0 | 5 | 30 | 0 | 1.000 |

| Year | ERA | W | L | App | GS | CG | SHO | CBO | SV | IP | H | R | ER | BB | SO | 2B | 3B | HR | BF | B/Avg | WP | HBP | BK | SFA | SHA |
|--------------|-------------|----------|----------|-----------|----------|----------|----------|----------|-----------|--------------|------------|-----------|-----------|-----------|------------|-----------|----------|----------|------------|-------------|----------|-----------|----------|----------|----------|
| 2011 | 2.72 | 5 | 2 | 27 | 3 | 0 | 0 | 3 | 3 | 59.2 | 57 | 21 | 18 | 20 | 57 | 7 | 1 | 4 | 250 | .257 | 1 | 4 | 2 | 1 | 3 |
| 2012 | 1.99 | 3 | 5 | 32 | 3 | 0 | 0 | 4 | 11 | 58.2 | 46 | 23 | 13 | 25 | 61 | 9 | 0 | 0 | 258 | .210 | 6 | 8 | 0 | 1 | 5 |
| TOTAL | 2.36 | 8 | 7 | 59 | 6 | 0 | 0 | 7 | 14 | 118.1 | 103 | 44 | 31 | 45 | 118 | 16 | 1 | 4 | 508 | .234 | 7 | 12 | 2 | 2 | 8 |

**Career Highs**

| Category | Highs | Opponent (last time) | Date |
|-----------------|-------|----------------------|---------|
| Innings Pitched | 5.0 | vs. Missouri | 5/2/12 |
| Hits | 5 | vs. Auburn | 5/12/12 |
| Runs | 6 | at Arizona State | 6/5/11 |
| Earned Runs | 6 | at Arizona State | 6/5/11 |
| Walks | 3 | at Arizona State | 6/5/11 |
| Strikeouts | 7 | at Kentucky | 4/24/11 |

Coach Van Horn on Daniel

"Trent put together a very good finish to the season last year. He really helped us down the stretch. He's come back this fall and picked up right where he left off. He's throwing more strikes than ever. He's another player that can fill several roles for us. He can be a spot reliever out of the bullpen to come in and get lefties. He could be a long reliever. I also see Trent starting some ball games for us this year."

2012 (Redshirt Junior)

Pitched in 21 games, 17 in relief, and had a 2-0 record with one save and a 5.06 ERA ... Named to SEC Spring Academic Honor Roll ... Made first appearance of the 2012 season in series finale against Villanova (2.19) and tossed a scoreless inning ... Struck out two and did not allow a run in 1.2 innings in relief appearance against Northwestern State (2.21) ... Started the series finale against Gonzaga (3.14) and pitched two scoreless innings, giving up a hit and striking out one ... Threw a perfect inning in relief against Nevada (3.21), striking out one ... Picked up first save of the season in first game of doubleheader against Stephen F. Austin, throwing four shutout innings with two strikeouts ... Earned first win of the season in start against Oral Roberts (4.24) after throwing three hitless innings and striking out a season-high five batters ... Started the second game of the Missouri (5.2) series and threw a career-long five scoreless innings, giving up just two hits and striking out four ... Closed out Arkansas' series-clinching win at Tennessee (5.18), throwing two scoreless innings ... Made five appearances in the NCAA Tournament and had a 1-0 record with a 1.93 ERA ... Pitched in all three games of the Waco Super Regional vs. No. 4 Baylor (6.9-6.11) and allowed a run with four strikeouts in 3.2 innings ... Earned second win of the season in game two of the Super Regional, striking out the only batter he faced in the top of the ninth ... In game three of the Super Regional, threw 1.1 innings of scoreless relief ... Appeared in two games in the College World Series and threw a scoreless inning with a strikeout.

2011 (Redshirt Sophomore)

Ranked second on the team with 26 appearances and finished the season with a 2-0 record with four saves and a 2.91 ERA ... Struck out 48 batters in 43.1 innings and held opposing hitters to a .184 batting average ... Named to SEC Spring Academic Honor Roll ... Made Razorback debut in series finale against Delaware State (2.20), giving up a hit and striking out the side ... Pitched a scoreless inning of relief vs. Wisconsin-Milwaukee (3.4) and struck out one ... Appeared in two games during San Diego State (3.10-3.13) series, throwing four shutout innings and allowing just one hit with seven strikeouts. Picked up first save of collegiate career in series finale at SDSU, tossing two scoreless frames with four punchouts ... Came out of the bullpen in two games against Auburn (3.18-3.20), throwing 3.2 shutout innings in the series with four strikeouts ... Struck out both batters he faced in relief appearance vs. Memphis (3.23) ... Earned first win as a Razorback in series finale at Alabama (4.3), pitching 3.2 shutout innings with just one hit allowed and one strikeout ... Pitched well in a relief appearance in second game of series vs. LSU (4.9), allowing two runs, just one earned, with three strikeouts in 3.1 innings ... Threw a hitless eighth inning at Missouri State (4.12) to earn second hold of the season ... Appeared in two games in series vs. Mississippi State (4.15-4.17), and posted a 1.93 ERA, allowing a run and striking out four in 4.2 innings ... Made two scoreless outings in series at Kentucky (4.22-4.24), including earning his second win in the series finale, throwing a season-high four shutout innings with a career-best seven strikeouts ... Closed out the 10-0 shutout win against Southeast Missouri State (5.3), throwing a scoreless ninth inning with a strikeout ... Threw three innings of relief against Florida (5.7), allowing a run on two hits with two strikeouts ... Picked up second save of the season in series opener at No. 4 South Carolina (5.13), throwing the final three innings and giving up an unearned run on a hit with three strikeouts ... Earned third save of the season against Alabama (5.27), retiring all four batters he faced and striking out one ... Recorded fourth save in the win against New Mexico (6.4) in the Tempe Regional, striking out the side in a perfect ninth inning.

2010 (Sophomore)

Daniel redshirted during the 2010 season.

Arkansas-Fort Smith

Posted a 6-2 record with a 5.69 ERA in 14 total appearances ... Led the team with 80 strikeouts in 61.2 innings pitched ... Named to the all-region second team.

Summer Baseball

2011: Pitched for the Cotuit Kettleers of the Cape Cod Baseball League ... Appeared in four games out of the bullpen and had a 1-0 record with a 4.05 ERA ... In 6.2 innings, allowed three runs on three hits and struck out four.

Bryant High School

Three-time all-conference performer ... Earned two all-state honors ... Named an all-county selection as a senior ... Was invited to participate with the East team in the state all-star game.


In the Draft

2011 - Detroit Tigers, 23rd round (707th overall)

Personal

Son of Tom and Kathy Daniel ... Has one brother, Hayden ... Majoring in kinesiology.





Daniel's Career Statistics

| Year | Avg | GP | GS | AB | R | H | 2B | 3B | HR | RBI | TB | SLG% | BB | HBP | SO | GDP | OB% | SF | SH | SB | ATT | PO | A | E | FLD% |
|-------|------|----|----|-----|----|----|-----|-----|----|------|----|------|----|-----|----|-----|------|----|-----|-------|-----|-----|----|-----|-------|
| 2011 | .000 | 0 | 0 | 0 | 0 | 0 | 0 | 0 | 0 | 0 | 0 | .000 | 0 | 0 | 0 | 0 | .000 | 0 | 0 | 0 | 0 | 1 | 7 | 0 | 1.000 |
| 2012 | .000 | 0 | 0 | 0 | 0 | 0 | 0 | 0 | 0 | 0 | 0 | .000 | 0 | 0 | 0 | 0 | .000 | 0 | 0 | 0 | 0 | 1 | 8 | 0 | 1.000 |
| TOTAL | .000 | 0 | 0 | 0 | 0 | 0 | 0 | 0 | 0 | 0 | 0 | .000 | 0 | 0 | 0 | 0 | .000 | 0 | 0 | 0 | 0 | 2 | 15 | 0 | 1.000 |
| Year | ERA | W | L | App | GS | CG | SHO | CBO | SV | IP | H | R | ER | BB | SO | 2B | 3B | HR | BF | B/Avg | WP | HBP | BK | SFA | SHA |
| 2011 | 2.91 | 2 | 0 | 26 | 0 | 0 | 0 | 4 | 4 | 43.1 | 28 | 17 | 14 | 22 | 48 | 2 | 0 | 1 | 183 | .184 | 3 | 3 | 0 | 1 | 5 |
| 2012 | 5.06 | 2 | 0 | 21 | 4 | 0 | 0 | 2 | 1 | 32.0 | 32 | 18 | 18 | 15 | 25 | 5 | 0 | 0 | 144 | .267 | 4 | 6 | 0 | 0 | 3 |
| TOTAL | 3.82 | 4 | 0 | 47 | 4 | 0 | 0 | 6 | 5 | 75.1 | 60 | 35 | 32 | 37 | 73 | 7 | 0 | 1 | 327 | .221 | 7 | 9 | 0 | 1 | 8 |



**RANDALL
FANT**

LHP, L/L, 6-4, 185, SR-3L
Texarkana, Texas
Texas High School

Career Highs

| Category | Highs | Opponent (last time) | Date |
|-----------------|-------|------------------------|---------|
| Innings Pitched | 7.2 | at Georgia | 4/30/11 |
| Hits | 8 | 2x (at South Carolina) | 5/14/11 |
| Runs | 5 | 2x (vs. Alabama) | 5/25/11 |
| Earned Runs | 5 | at South Carolina | 5/14/11 |
| Walks | 3 | vs. South Carolina | 5/5/12 |
| Strikeouts | 5 | 5x (at Baylor) | 6/11/12 |

Coach Van Horn on Fant

"Randall was drafted as a junior, but didn't sign. We're glad to have him back. It seems like Randall is better than he's ever been. His fall was tremendous. Statistically, he was our best pitcher in the fall. He threw nothing but strikes. He's developed a third pitch. He now throws a cutter slider that really gave our hitters fits. He looks to be one of our conference starters."

2012 (Junior)

Pitched in 15 games, 14 as a starter, and finished the season with a 2-3 record and a 3.27 ERA ... Made first appearance of the 2012 season in start vs. Valparaiso (2.26), receiving a no decision after giving up four runs and tying a career high with five strikeouts in 4.0 innings ... Suffered the loss against Houston (3.3) in the Houston College Classic, striking out three and allowing three runs in 4.1 innings ... Earned first win of the season in series finale against Binghamton (3.10), throwing six shutout innings and striking out four ... Improved record to 2-2 after picking up the win in the first game of the doubleheader against Stephen F. Austin (4.17) ... Tossed three scoreless innings against the Lumberjacks with four strikeouts ... Threw 5.2 innings out of the bullpen in series opener at Ole Miss (4.20) and allowed two runs on seven hits with three strikeouts ... Started the middle game of the series at Florida (4.28) and threw an effective three innings, giving up just one unearned run on six hits and fanning four ... Pitched well in the series finale at Tennessee (5.19), starting the game and throwing four scoreless innings with three strikeouts ... Started the Houston Regional final vs. Sam Houston State (6.3) and pitched well, tossing 4.1 shutout innings and allowing four hits ... Started game three of the Waco Super Regional vs. No. 4 Baylor (6.11) and threw four shutout innings, giving up just two hits and tying a career-high with five strikeouts.

2011 (Sophomore)

Pitched in 20 games, with 11 starts, and had a 3-5 record with a 3.89 ERA ... Ranked third on the team with 69.1 innings pitched ... Had three pickoffs in SEC games, which ranked second in the league ... Threw a hitless inning of relief in series finale against Delaware State (2.20), giving up one strikeout and one walk ... Earned a hold in second game of series vs. Utah (2.26), throwing a scoreless eighth inning with two strikeouts ... Pitched two shutout innings vs. McNeese State (3.2), striking out one ... Tossed two shutout innings in win vs. Kansas (3.15), fanning two batters ... Made two appearances in series at Auburn (3.18-3.20), allowing one run over 3.0 innings ... Threw two scoreless innings in series-opening win against the Tigers ... Picked up first win of the season vs. Memphis (3.22), striking out three and giving up just one hit over four shutout innings ... Turned in a quality start in series finale vs. Vanderbilt (3.27), but suffered the loss, allowing two runs on five hits with three strikeouts in six innings ... Started the series finale vs. LSU (4.10), allowing three runs on four hits with four strikeouts in 5.1 innings ... Gave up a run on five hits with two strikeouts over 4.1 innings in start vs. Mississippi State (4.16) ... Threw his then-longest outing of the season in start at Kentucky (4.23), tossing seven innings and allowing just one run on seven hits with five strikeouts ... Turned in second-consecutive quality start in outing at Georgia (4.30), throwing a career-long 7.2 innings and giving up three runs on eight hits with two strikeouts ... Picked up second win of the season against Florida (5.6), allowing three runs on seven hits with three strikeouts in six innings ... Improved record to 3-3 with a win in first game of the doubleheader against Ole Miss (5.21), tossing 6.1 shutout innings and giving up just three hits, while striking out three.

2010 (Freshman)

All 10 of his appearances were starts ... Finished the season with a 3-2 record and a 4.37 ERA ... Held opposing hitters to a .227 batting average during the season ... In first career start against South Dakota State (3.10), pitched three shutout innings without allowing a hit and striking out three ... Earned the win in the game ... Started the finale of the Alabama (3.28) series ... Allowed two earned runs on four hits against the Crimson Tide ... Picked up the win in Arkansas' 32-8 drubbing of Saint Louis (4.7) in a midweek matchup ... Threw seven innings in the finale of the Mississippi State (4.11) series, capping the team's first-ever road sweep of the Bulldogs ... Allowed one earned run on two hits and struck out four hitters in the game ... Notched season-high five strikeouts in back-to-back starts against Oral Roberts (4.20) and at Florida (4.25) ... Started team's return to Central Arkansas in midweek game against Louisiana Tech (5.11) at Dickey-Stephens Park in North Little Rock.

Summer Baseball

2011: Pitched for the Glendale Angels of the California Collegiate League ... Appeared in nine games, including five starts, and had an 0-2 record with a 7.48 ERA.

Texas High School

Earned first-team all-district honors as a senior ... Team won two district championships ... As a senior, helped lead the team to a state title ... Hit .391 as a senior with a home run, four doubles, 21 RBI and 28 runs scored ... On the mound, posted an 8-3 mark with a 1.48 ERA and 101 strikeouts in 61.1 innings pitched.

In the Draft

2009 - Boston Red Sox, 21st round (648th overall)
2012 - Cleveland Indians, 29th round (893rd overall)

Personal

Son of Burl and Sharon Fant ... Has one brother, Ryan ... Majoring in recreation and sports management.





Fant's Career Statistics

| Year | Avg | GP | GS | AB | R | H | 2B | 3B | HR | RBI | TB | SLG% | BB | HBP | SO | GDP | OB% | SF | SH | SB | ATT | PO | A | E | FLD% |
|--------------|-------------|----------|----------|----------|----------|----------|----------|----------|----------|----------|----------|-------------|----------|----------|----------|----------|-------------|----------|----------|----------|----------|----------|-----------|----------|--------------|
| 2010 | .000 | 0 | 0 | 0 | 0 | 0 | 0 | 0 | 0 | 0 | 0 | .000 | 0 | 0 | 0 | 0 | .000 | 0 | 0 | 0 | 0 | 1 | 4 | 0 | 1.000 |
| 2011 | .000 | 0 | 0 | 0 | 0 | 0 | 0 | 0 | 0 | 0 | 0 | .000 | 0 | 0 | 0 | 0 | .000 | 0 | 0 | 0 | 0 | 5 | 11 | 0 | 1.000 |
| 2012 | .000 | 0 | 0 | 0 | 0 | 0 | 0 | 0 | 0 | 0 | 0 | .000 | 0 | 0 | 0 | 0 | .000 | 0 | 0 | 0 | 0 | 3 | 7 | 0 | 1.000 |
| TOTAL | .000 | 0 | 0 | 0 | 0 | 0 | 0 | 0 | 0 | 0 | 0 | .000 | 0 | 0 | 0 | 0 | .000 | 0 | 0 | 0 | 0 | 9 | 22 | 0 | 1.000 |

| Year | ERA | W | L | App | GS | CG | SHO | CBO | SV | IP | H | R | ER | BB | SO | 2B | 3B | HR | BF | B/Avg | WP | HBP | BK | SFA | SHA |
|--------------|-------------|----------|-----------|-----------|-----------|----------|----------|----------|----------|--------------|------------|-----------|-----------|-----------|-----------|-----------|----------|-----------|------------|-------------|----------|-----------|----------|----------|-----------|
| 2010 | 4.37 | 3 | 2 | 10 | 10 | 0 | 0 | 0 | 0 | 35.0 | 29 | 21 | 17 | 10 | 25 | 7 | 1 | 10 | 147 | .227 | 0 | 2 | 0 | 3 | 4 |
| 2011 | 3.89 | 3 | 5 | 20 | 11 | 0 | 0 | 2 | 0 | 69.1 | 67 | 33 | 30 | 15 | 35 | 12 | 1 | 3 | 293 | .261 | 4 | 9 | 3 | 1 | 10 |
| 2012 | 3.27 | 2 | 3 | 15 | 14 | 0 | 0 | 2 | 0 | 52.1 | 59 | 20 | 19 | 11 | 39 | 11 | 0 | 2 | 230 | .284 | 1 | 7 | 1 | 0 | 4 |
| TOTAL | 3.79 | 8 | 10 | 45 | 35 | 0 | 0 | 4 | 0 | 156.2 | 155 | 74 | 66 | 36 | 99 | 30 | 2 | 15 | 670 | .261 | 5 | 18 | 4 | 4 | 18 |



Career Highs

| Category | Highs | Opponent (last time) | Date |
|----------|-------|-----------------------------|---------|
| At Bats | 5 | 24x (vs. Sam Houston State) | 6/3/12 |
| Runs | 4 | at San Diego State | 3/10/11 |
| Hits | 4 | 4x (vs. Valparaiso) | 2/26/12 |
| RBI | 5 | vs. Wisconsin-Milwaukee | 3/5/11 |
| HR | 1 | 10x (vs. Auburn) | 5/12/12 |
| BB | 3 | vs. Villanova | 2/18/12 |
| SB | 1 | 9x (at Rice) | 6/2/12 |
| K | 3 | 2x (at Baylor) | 6/11/12 |

Coach Van Horn on Ficociello

"Dominic had a tremendous freshman season. His sophomore season was a little more up and down, but he's played tremendous defense in his two seasons here. We're hoping he'll have a breakout year offensively. We have moved him to the middle infield this season. It looks like he'll be our starting second baseman. He worked hard all fall at that position. I think he could develop and play a long time at that position."

2012 (Sophomore)

Played and started all but one game and finished third on the team with a .290 batting average to go along with six homers and 41 RBI ... Hit .301 in conference play with a team-high tying four homers and 19 RBI ... Finished second on the team in RBI and walks (33) and tied for second in homers ... Had 20 multi-hit games, which was tied for the team lead ... Ranked tied for second on the team with 15 doubles and third with 73 hits ... Finished tied for 10th in the SEC in walks ... Earned SEC All-Defensive Team honors for the second straight season after committing just one error in league play for a .997 fielding percentage ... Ranked as the 75th-best player in college baseball by *CollegeBaseballDaily.com* ... Ranked as the 14th-best prospect nationally in the sophomore class by *Baseball America* ... Earned second-team preseason All-SEC honors from *CollegeBaseballDaily.com* ... Named a third-team preseason All-American by *Baseball America* ... Went 3-for-11 in the series against Villanova (2.17-2.19) with three RBI and four runs scored ... Also drew four walks against the Wildcats, including a career-high three in the second game of the series ... Hit .375 (3-for-8) in series against Northwestern State (2.21-2.22), driving in three runs and scoring twice ... Had a pair of hits with two RBI in the series opener against the Demons ... Batted .538 (7-for-13) in series vs. Valparaiso (2.24-2.26) with two RBI and four runs scored ... Tied a career-high with four hits and scored three runs in the series finale against the Crusaders ... Went 2-for-4 in midweek series against BYU (2.28-2.29), hitting his first home run of the season, driving in three runs and scoring twice ... Had a pair of hits, including his first homer of the season, drove in two runs and scored twice in series finale against the Cougars ... Had one hit in each game of the Houston College Classic (3.2-3.4), driving in two runs and scoring three times ... Selected to the Houston College Classic all-tournament team ... Lifted Arkansas to a 1-0 win over Gonzaga (3.13) in the series opener with his second homer of the season in the seventh inning ... Recorded two hits in each of the last two games of the series at Mississippi State (3.23-3.25) ... Had a hit in each game of the series at LSU (3.30-4.1), including hitting his third homer of the season in the series finale ... Hit .462 (6-for-13) in series against Georgia (4.6-4.8) with a homer, three RBI and three runs scored ... Had two hits in each game of the series against the Bulldogs and hit his fourth homer of the year in series finale ... Went 2-for-4 in midweek game at Oklahoma (4.10) ... Hit .364 (4-for-11) in Kentucky (4.13-4.14) series with two RBI and two runs scored ... Went 4-for-9 with two RBI and two runs scored in the doubleheader against Stephen F. Austin (4.17) ... Finished the Ole Miss (4.20-4.22) series going 5-for-11 at the plate with four RBI and a run scored ... Drove in all four runs and had three hits in the series finale vs. the Rebels ... Hit .364 (4-for-11) with two RBI and two runs scored in the series at Florida (4.27-4.29) ... Had a pair of homers in the series vs. Auburn (5.10-5.12), hitting a solo homer in both the second and third games of the series ... Went 4-for-12 with three RBI in the Waco Super Regional at No. 4 Baylor (6.9-6.11).

2011 (Freshman)

Hit a team-best .335 with four homers and a team-leading 50 RBI in 61 games played, including 59 starts ... Also led the Razorbacks in hits (75) and doubles (15) ... Tied an Arkansas freshman single-season record with 75 hits ... Named a freshman All-American by *Baseball America*, *Collegiate Baseball*, the National Collegiate Baseball Writers Association and *Perfect Game* ... Named to the SEC All-Freshman and All-Defensive Team ... Played in all three games of opening-weekend series vs. Delaware State (2.18-2.20), recording first hit and scoring a run in series finale ... Had three hits, including two doubles, in series finale vs. Utah (2.27) and drove in four runs ... Went 3-for-8 with five RBI and a run scored in two games vs. McNeese State (3.1-3.2) ... Hit .600 (6-for-10) with 10 RBI in three-game series vs. Wisconsin-Milwaukee (3.4-3.6), including a 3-for-5 performance with a career-high five RBI in second game of the series ... Went 9-for-18 with six runs scored, five doubles and a RBI in four-game series at San Diego State (3.10-3.13) ... Hit .429 (6-for-14) in SEC opening series at Auburn (3.18), including a 4-for-5 performance in the series finale with three RBI ... Drove in two runs and had a pair of hits in first game of midweek series vs. Memphis (3.22) ... Recorded two hits and drove in a run in win against Texas State (4.6) ... Batted .333 (3-for-9) in series vs. LSU (4.8-4.10) with a homer and two RBI ... Drove in the eventual game-winning run in the series opener vs. the Tigers with his first collegiate home run ... Named SEC Co-Freshman of the Week after hitting .385 (5-for-13) with a homer and three RBI in games against Texas State and LSU ... Had two hits in each game of the series vs. Mississippi State (4.15-4.17), finishing the three games with a .500 batting average and a RBI ... Hit second home run of the season in win at Oral Roberts (4.19), a two-run blast that gave the Razorbacks an early lead ... Went 5-for-11 in series at Georgia (4.29-5.1), hitting his third home run of the season, driving in four runs and stealing a pair of bases ... Batted .500 (4-for-8) in midweek series vs. Southeast Missouri State (5.3-5.4), including a 3-for-5 performance in the series opener, hitting his fourth home run of the season and driving in three runs ... Hit .333 (3-for-9) in three-game series vs. Florida (5.5-5.7) with a team-high five RBI, including two RBI in the second and third games of the series ... Earned second SEC Freshman of the Week honor after hitting .412 (7-for-17) with a homer, eight RBI and four runs scored against SEMO and Florida ... Had at least two hits in each game of series at No. 4 South Carolina (5.13-5.15), finishing the series with a .571 batting average, three RBI and two runs scored ... Hit .375 (6-for-16) in the SEC Tournament (5.25-5.28), driving in two runs and scoring twice.

Summer Baseball

2012: Played with the Orleans Firebirds in the Cape Cod Baseball League ... Hit .196 with a home run and five RBI ... Was teammates with junior catcher Jake Wise. **2011:** Selected to play with USA Baseball's Collegiate National Team ... Played in 13 games, including 12 starts, and hit .283 with nine RBI and seven runs scored ... Also was a perfect 5-for-5 in stolen base attempts ... Finished the summer on an eight-game hitting streak ... Defensively, committed just one error in 120 chances for a .992 fielding percentage.

Fullerton Union High School

Four-year starter ... Hit .298 with a home run and 15 RBI during his freshman year... Received the golden glove award following freshman season ... As a sophomore, played in 12 games and had a .513 batting average and seven RBI before suffering an injury ... Led his team to a league championship and quarterfinals of the California Interscholastic Federation state tournament ... Named Team MVP and was selected to the all-league first team, All-CIF first team and all-county second team as he ended his junior year with a .495 batting average, 10 homers and 36 RBI ... Also was a four-year starter for the football team ... Named to honor roll and was also a scholar-athlete.

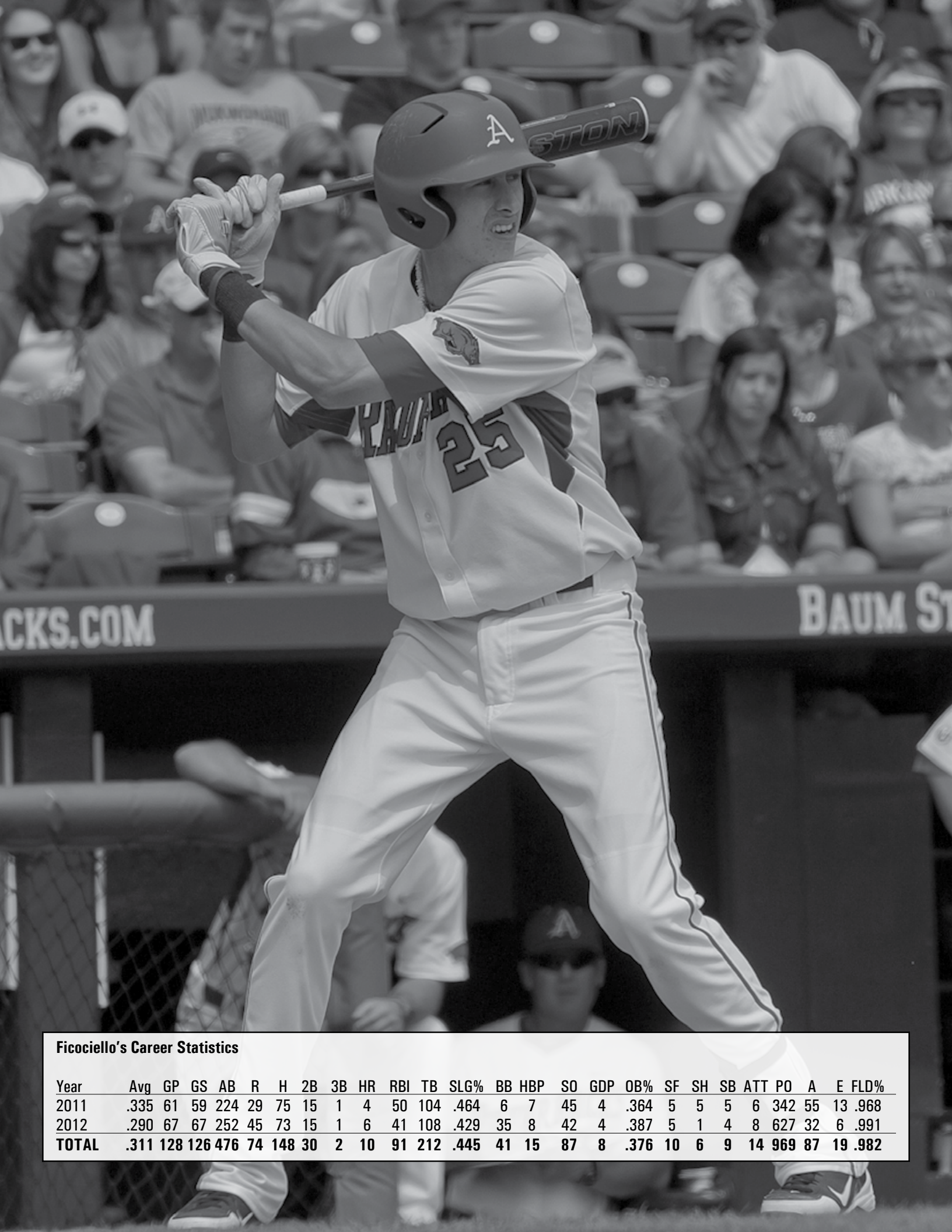
In the Draft

2010 - Detroit Tigers, 23rd round (703rd overall)

Personal

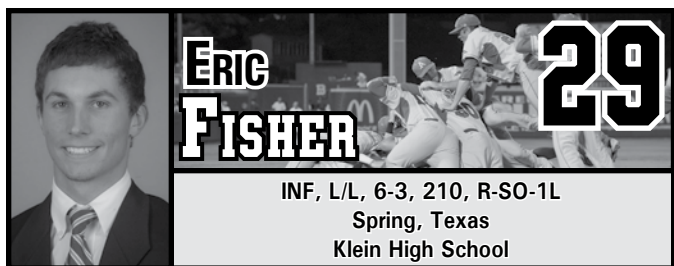
Son of Gary and Debbie Ficociello ... Has one sister, Shelby ... Majoring in recreation and sport management.





Ficociello's Career Statistics

| Year | Avg | GP | GS | AB | R | H | 2B | 3B | HR | RBI | TB | SLG% | BB | HBP | SO | GDP | OB% | SF | SH | SB | ATT | PO | A | E | FLD% |
|--------------|-------------|------------|------------|------------|-----------|------------|-----------|----------|-----------|-----------|------------|-------------|-----------|-----------|-----------|----------|-------------|-----------|----------|----------|-----------|------------|-----------|-----------|-------------|
| 2011 | .335 | 61 | 59 | 224 | 29 | 75 | 15 | 1 | 4 | 50 | 104 | .464 | 6 | 7 | 45 | 4 | .364 | 5 | 5 | 5 | 6 | 342 | 55 | 13 | .968 |
| 2012 | .290 | 67 | 67 | 252 | 45 | 73 | 15 | 1 | 6 | 41 | 108 | .429 | 35 | 8 | 42 | 4 | .387 | 5 | 1 | 4 | 8 | 627 | 32 | 6 | .991 |
| TOTAL | .311 | 128 | 126 | 476 | 74 | 148 | 30 | 2 | 10 | 91 | 212 | .445 | 41 | 15 | 87 | 8 | .376 | 10 | 6 | 9 | 14 | 969 | 87 | 19 | .982 |



ERIC FISHER

INF, L/L, 6-3, 210, R-SO-1L
Spring, Texas
Klein High School

Career Highs

| Category | Highs | Opponent (last time) | Date |
|----------|-------|------------------------------|---------|
| At Bats | 4 | 3x (at Missouri State) | 4/12/11 |
| Runs | 1 | 3x (vs. Wisconsin-Milwaukee) | 3/6/11 |
| Hits | 1 | 5x (at Alabama) | 4/3/11 |
| RBI | 1 | 5x (at Alabama) | 4/3/11 |
| HR | -- | | |
| BB | 2 | vs. Delaware State | 2/20/11 |
| SB | -- | | |
| K | 2 | 3x (at Oral Roberts) | 4/19/11 |

Coach Van Horn on Fisher

"Eric played some as a true freshman at first base. With having four returning starters on the infield last season, we thought it was best to redshirt him last season. He continued to work hard and he's gotten bigger and stronger. He played in the California Collegiate League last summer and made the league's all-star game. He came in this fall and fielded everything hit at him. He also put together a very good offensive fall, hitting well over .300. We think Eric is a player that can help us out by driving in some runs."

2012 (Sophomore)

Fisher redshirted during the 2012 season.

2011 (Freshman)

Played in 18 games, including 10 starts, and hit .143 with five RBI ... Named to the SEC First-Year Academic Honor Roll ... Made collegiate debut vs. Delaware State (2.18-2.20), starting the final two games of the series ... Had first hit with an RBI and a run scored in middle game of the series vs. the Hornets ... Started second game of series vs. Utah (2.26), scoring a run and going 1-for-3 ... Came off the bench in series finale vs. Wisconsin-Milwaukee (3.6), going 1-for-1 with a RBI and a run scored ... Had just one official at bat in series at San Diego State (3.10-3.13), but drove in two RBI on a pair of sacrifice flies ... Started in the series finale at Alabama (4.3) and went 1-for-4 with a RBI single ... Earned a midweek start at Missouri State (4.12) and had a base hit.

Summer Baseball

2012: Played for the Conejo Oaks of the California Collegiate League ... Finished the summer with a .281 batting average with a pair of homers and 29 RBI ... Tied for second on the team with nine doubles and added two triples ... Named a top performer in the California Collegiate League by *Perfect Game* ... Was teammates with senior infielder Jacob Mahan. **2011:** Played with the Forest City Owls of the Coastal Plain League ... Played in 15 games and made 11 starts for the Owls ... Finished the summer with a .238 batting average with a homer and four RBI ... Committed just one error in 99 chances for a .990 fielding percentage


Klein High School

Two-year letterwinner ... Named most valuable newcomer after finishing junior season with a .383 batting average, a home run and 18 RBI in 26 games played ... Earned second team all-state and first team all-district honors after senior year ... Hit .450 with nine home runs and 46 RBI in senior season to be named team MVP ... Led team to a state runner-up finish in senior season ... Selected to play in Houston Area All-Star Game ... Also played football in high school ... Member of National Honor Society and Spanish Honor Society.

Personal

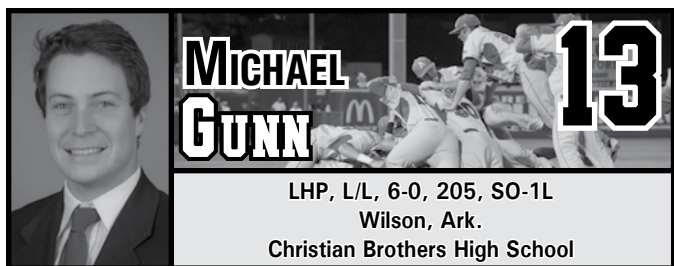
Son of David and Joni Fisher ... Has a brother, Brian, who plays baseball at Oklahoma City University ... Majoring in kinesiology.





Fisher's Career Statistics

| Year | Avg | GP | GS | AB | R | H | 2B | 3B | HR | RBI | TB | SLG% | BB | HBP | SO | GDP | OB% | SF | SH | SB | ATT | PO | A | E | FLD% |
|--------------|-------------|-----------|-----------|-----------|----------|----------|----------|----------|----------|----------|----------|-------------|----------|----------|-----------|----------|-------------|----------|----------|----------|----------|-----------|----------|----------|-------------|
| 2011 | .143 | 18 | 10 | 35 | 3 | 5 | 1 | 0 | 0 | 5 | 6 | .171 | 5 | 0 | 12 | 0 | .238 | 2 | 1 | 0 | 0 | 83 | 2 | 2 | .977 |
| TOTAL | .143 | 18 | 10 | 35 | 3 | 5 | 1 | 0 | 0 | 5 | 6 | .171 | 5 | 0 | 12 | 0 | .238 | 2 | 1 | 0 | 0 | 83 | 2 | 2 | .977 |



**MICHAEL
GUNN**

LHP, L/L, 6-0, 205, SO-1L

Wilson, Ark.

Christian Brothers High School

Coach Van Horn on Gunn

"Michael will be one of our lefties out of the bullpen. He's a hard throwing left hander. He's shown a little progress with the bat. He could be a two-way player for us. We'd really like him to come in and solidify himself as a situational type lefty out of the bullpen to start the year. His role could really develop from there."

2012 (Freshman)

Played in 14 games, including three starts, and hit .250 with five RBI ... On the mound, pitched in 14 games, all out of the bullpen, and had a 1-0 record with a 2.57 ERA ... Struck out 19 batters in 14 innings of work and held the opposition to a .125 batting average ... Named to the preseason newcomer All-SEC team by *SEBaseball.com* ... Played in two games of the Villanova (2.17-2.19) series and recorded his first collegiate RBI in the series opener ... Made first pitching appearance of his collegiate career in the series finale against Villanova, tossing 1.2 scoreless innings and striking out two ... Entered with two outs and two runners on in second game against Northwestern State (2.22) and struck out only batter he faced ... Struck out the only batter he faced in relief appearance against Valparaiso (2.25) ... Turned in two perfect innings out of the bullpen against BYU (2.28), striking out two ... Earned first start and recorded the first hit of collegiate career in second game of the series against Binghamton (3.10) ... Struck out one and did not allow a hit in 0.2 of an inning in series finale against Binghamton ... Had a scoreless appearance against Gonzaga (3.14), striking out one in 0.2 of an inning ... Struck out all three batters he faced in relief appearance against Nevada (3.21) ... Threw two shutout innings in relief against Mississippi State (3.23), striking out three ... Retired all three batters he faced, including a pair of strikeouts, in relief stint at Oklahoma (4.10) ... Started both games of the twin bill against Stephen F. Austin (4.17) and hit .429 (3-for-7) with two RBI and a run scored ... Struck out the only batter he faced in relief outing vs. Oral Roberts (4.24) ... Had a pair of pinch hit RBI singles in the series at Florida (4.27-4.29) ... Broke a 1-1 tie in the 10th inning of the series finale vs. the Gators by driving in the game-winning run with a pinch hit RBI single ... Earned first win of collegiate career in series finale vs. Missouri (5.2), tossing 1.2 hitless innings with a strikeout.

Summer Baseball

2012: Played for the Sedalia Bombers of the MINK League ... Appeared in four games on the mound and did not allow a run and struck out 13 in six innings of work ... At the plate, Gunn hit .289 with five RBI ... Ranked as the top prospect in the MINK League by *Perfect Game*.

Christian Brothers High School

Ranked 125th nationally in the class of 2011 by *Perfect Game* ... Named a 2011 Rawlings Preseason Second Team All-American ... Selected as a *Perfect Game* Preseason All-America high honorable mention in 2010 ... Attended the *Perfect Game* National Showcase in 2009, 2010 and 2011 ... Helped his team to the Tennessee Division 2-AA state championship ... Named to the 2010 Tennessee Baseball Coaches Association All-Region 8 team

Personal

Son of Mike and Sybil Gunn ... Has one sister, Allyson... Has not declared a major.

Career Highs - Hitting

| Category | Highs | Opponent (last time) | Date |
|----------|-------|----------------------------|---------|
| At Bats | 4 | 2x (vs. Stephen F. Austin) | 4/17/12 |
| Runs | 1 | vs. Stephen F. Austin | 4/17/12 |
| Hits | 2 | vs. Stephen F. Austin | 4/17/12 |
| RBI | 2 | vs. Stephen F. Austin | 4/17/12 |
| HR | -- | | |
| BB | 1 | at Tennessee | 5/19/12 |
| SB | -- | | |
| K | 1 | 3x (vs. Ole Miss) | 5/23/12 |

Career Highs - Pitching

| Category | Highs | Opponent (last time) | Date |
|-----------------|-------|---------------------------|---------|
| Innings Pitched | 2.0 | 2x (at Mississippi State) | 3/23/12 |
| Hits | 2 | vs. Auburn | 5/12/12 |
| Runs | 3 | vs. South Carolina | 5/6/12 |
| Earned Runs | 3 | vs. South Carolina | 5/6/12 |
| Walks | 2 | 3x (vs. Missouri) | 5/2/12 |
| Strikeouts | 3 | 2x (at Mississippi State) | 3/23/12 |

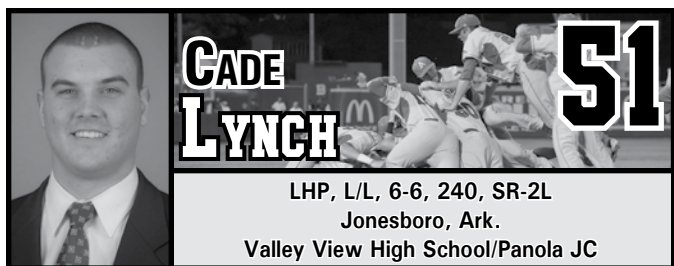




Gunn's Career Statistics

| Year | Avg | GP | GS | AB | R | H | 2B | 3B | HR | RBI | TB | SLG% | BB | HBP | SO | GDP | OB% | SF | SH | SB | ATT | PO | A | E | FLD% |
|--------------|-------------|-----------|----------|-----------|----------|----------|----------|----------|----------|----------|----------|-------------|----------|----------|----------|----------|-------------|----------|----------|----------|----------|----------|----------|----------|-------------|
| 2012 | .250 | 14 | 3 | 24 | 1 | 6 | 1 | 0 | 0 | 5 | 7 | .292 | 1 | 0 | 3 | 0 | .269 | 1 | 0 | 0 | 0 | 0 | 0 | 0 | .000 |
| TOTAL | .250 | 14 | 3 | 24 | 1 | 6 | 1 | 0 | 0 | 5 | 7 | .292 | 1 | 0 | 3 | 0 | .269 | 1 | 0 | 0 | 0 | 0 | 0 | 0 | .000 |

| Year | ERA | W | L | App | GS | CG | SHO | CBO | SV | IP | H | R | ER | BB | SO | 2B | 3B | HR | BF | B/Avg | WP | HBP | BK | SFA | SHA |
|--------------|-------------|----------|----------|-----------|----------|----------|----------|----------|----------|-------------|----------|----------|----------|-----------|-----------|----------|----------|----------|-----------|-------------|----------|----------|----------|----------|----------|
| 2012 | 2.57 | 1 | 0 | 14 | 0 | 0 | 0 | 3 | 0 | 14.0 | 6 | 5 | 4 | 10 | 19 | 1 | 0 | 0 | 59 | .125 | 3 | 1 | 0 | 0 | 0 |
| TOTAL | 2.57 | 1 | 0 | 14 | 0 | 0 | 0 | 3 | 0 | 14.0 | 6 | 5 | 4 | 10 | 19 | 1 | 0 | 0 | 59 | .125 | 3 | 1 | 0 | 0 | 0 |



**CADE
LYNCH**

LHP, L/L, 6-6, 240, SR-2L
Jonesboro, Ark.

Valley View High School/Panola JC

Career Highs

| Category | Highs | Opponent (last time) | Date |
|-----------------|-------|----------------------|---------|
| Innings Pitched | 6.2 | vs. Vanderbilt | 3/25/11 |
| Hits | 6 | 2x (at Auburn) | 3/20/11 |
| Runs | 4 | 3x (at LSU) | 3/30/12 |
| Earned Runs | 4 | 2x (at LSU) | 3/30/12 |
| Walks | 3 | 3x (vs. Villanova) | 2/18/12 |
| Strikeouts | 9 | at San Diego State | 3/13/11 |

Coach Van Horn on Lynch

"Cade has been battling some health issues since the end of last season. He missed the NCAA Tournament and also missed the fall. He had surgery in December. We're hopeful that Cade will be able to pitch for us during the 2013 season. When Cade's been healthy, he's been a tremendous pitcher for our program over the last two years."

2012 (Junior)

Appeared in 21 games, all out of the bullpen, and had a 3-1 record with two saves and a 2.11 ERA ... Averaged nearly a strikeout an inning with 46 strikeouts in 47 innings of work ... Held the opposition to a .180 batting average ... Named to SEC Spring Academic Honor Roll ... Made first relief appearance of the season in second game of the Villanova (2.18) series and pitched two hitless innings with three strikeouts ... Tossed three innings in relief against Northwestern State (2.21), giving up two runs and striking out four ... Picked up first save of the season in series opener against Valparaiso (2.24), allowing just one hit and striking out three in three scoreless innings ... Threw two scoreless innings in relief against BYU (2.28), giving up just one hit and striking out three ... Came out of the bullpen against Houston (3.3) in the Houston College Classic, allowing an unearned run and striking out three in 2.1 innings ... Closed out Arkansas' series-opening win against Binghamton (3.9), tossing two shutout innings, giving up just one hit and fanning three ... Pitched 2.1 scoreless innings in relief against Gonzaga (3.13), giving up just one hit and striking out one ... Appeared in two games during the Alabama series (3.16-3.18), allowing a run and striking out two in three innings of work ... Pitched twice in series at Mississippi State (3.23-3.25), throwing 3.1 scoreless innings with two strikeouts ... Earned second save of the season in series finale against the Bulldogs ... Threw three scoreless innings in relief in series opener vs. Georgia (4.6), striking out four and giving up just one hit ... Earned first win of the season in relief against Kentucky (4.13), tossing a season-long 5.2 innings and allowing a run on three hits with four strikeouts ... Tossed a scoreless inning of relief in second game of the doubleheader vs. Stephen F. Austin (4.17) ... Recorded second win of the season in series finale at Ole Miss (4.22), throwing three innings and giving up a run with four strikeouts ... Appeared in the series opener at Florida (4.27) and threw 1.2 scoreless innings with a strikeout ... Pitched in the second game of the series vs. Auburn (5.11) and allowed two runs, just one earned, on three hits with two strikeouts in 3.2 innings ... Picked up third win of the season in middle game of the series at Tennessee (5.18), giving up just one hit and striking out four over 3.1 scoreless innings.

2011 (Sophomore)

Pitched in 20 games, including 10 starting appearances, and had a 4-4 record with a save and a 3.11 ERA ... Finished second on the team with 63 strikeouts and held opposing hitters to a .237 batting average ... Limited opposing hitters to a .231 batting average in league games, which ranked eighth in the conference ... Made his Arkansas debut in season opener vs. Delaware State (2.18), earning the save after tossing four shutout innings and fanning seven ... Threw two scoreless innings in series finale vs. Utah (2.27), giving up a hit and striking out two ... Made first start of the season vs. McNeese State (3.2), allowing a run on three hits with five strikeouts in four innings of work ... Received a no decision in start vs. Wisconsin-Milwaukee (3.6), allowing two runs with three strikeouts in four innings ... Earned second win of the season in series finale at San Diego State (3.13), throwing six shutout innings on three hits and striking out a career-high nine batters, with just one walk ... Started the series opener vs. Vanderbilt and pitched a career-high 6.2 innings, allowing one run on three hits with six strikeouts ... Gave up a run and struck out two in 2.1 innings in relief vs. Texas State (4.6) ... Improved to 3-1 on the season with a win in the series finale vs. LSU (4.10), throwing 1.1 shutout innings with three strikeouts ... Recorded fourth win of the season in series opener vs. Mississippi State (4.15), throwing 4.2 shutout innings with six strikeouts ... Threw two innings in relief at Oral Roberts (4.19), allowing two runs with four strikeouts ... Pitched 4.1 innings in relief in second game of series at Kentucky (4.24), allowing two runs on two hits, while fanning four ... Started the series finale at Georgia (5.1) and pitched well, allowing just two hits in 4.1 shutout innings with three strikeouts ... Received a no decision in start against Florida (5.7), allowing just a run on two hits with two strikeouts over four innings ... Tossed three shutout innings in relief vs. UT Martin (5.17), allowing just two hits and striking out two ... Turned in a scoreless outing against Arizona State (6.5) in the NCAA Tournament, pitching 1.1 shutout innings.

Panola Junior College


Pitched in 14 games, including 13 starts ... Finished the season with a 3-4 record and a 4.21 ERA ... Led the team with 64 strikeouts in 62 innings pitched ... Held opposing hitters to a .223 batting average.

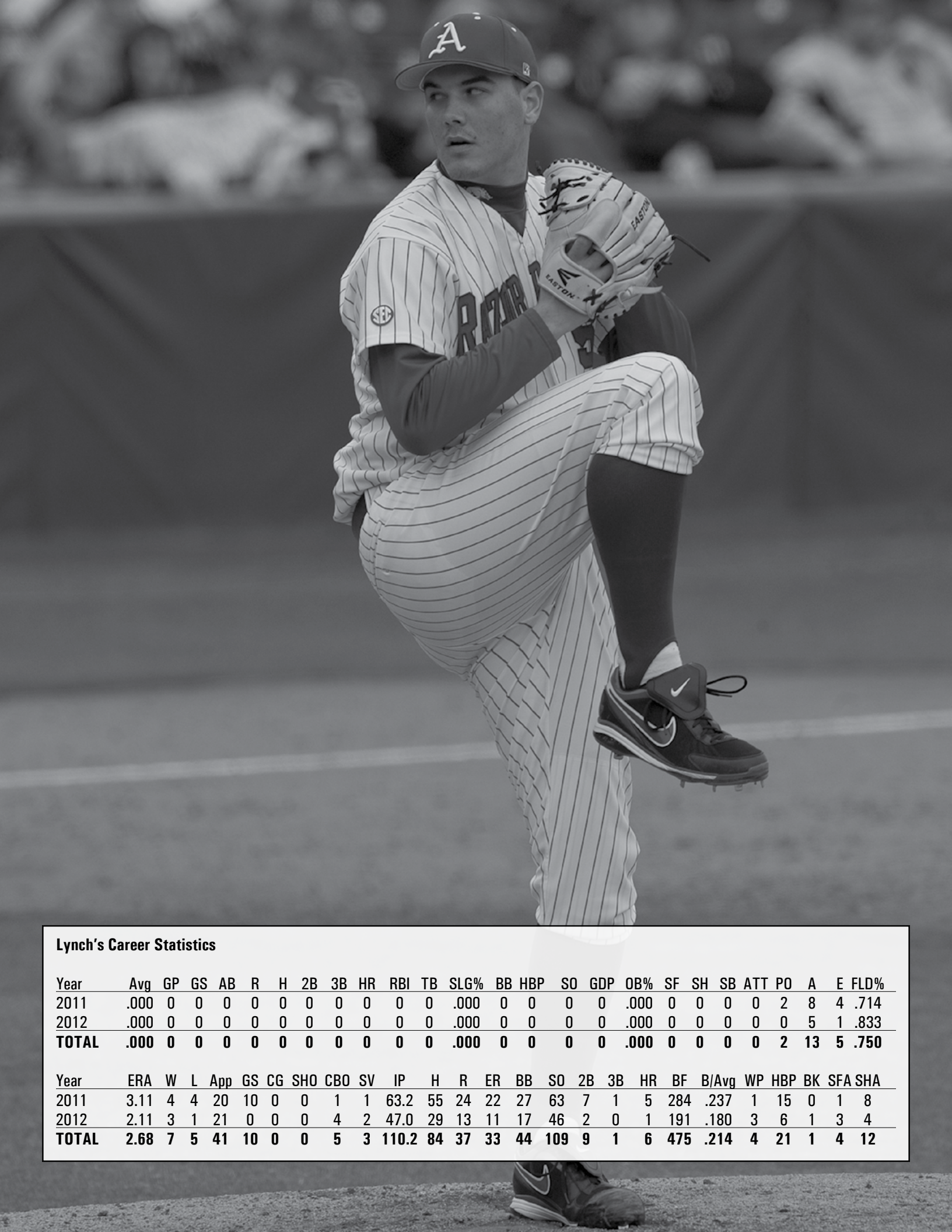
Valley View High School

Four-year starter ... Named Freshman Player of the Year and Newcomer of the Year by *Jonesboro Sun* ... Three-time all-region selection and two-time all-conference honoree ... Picked up all-state recognition as a senior and was named state MVP ... Named Best Under the Sun by *Jonesboro Sun* ... Led team to back-to-back state championships during junior and senior seasons ... Honor graduate and member of National Honor Society.

Personal

Son of Chad and Janeene Lynch ... Has a brother, Jamin ... Majoring in animal science.

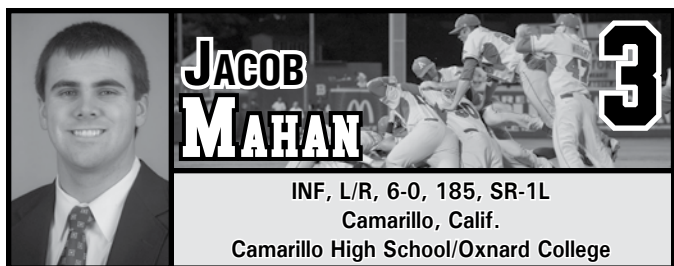




Lynch's Career Statistics

| Year | Avg | GP | GS | AB | R | H | 2B | 3B | HR | RBI | TB | SLG% | BB | HBP | SO | GDP | OB% | SF | SH | SB | ATT | PO | A | E | FLD% |
|--------------|-------------|----------|----------|----------|----------|----------|----------|----------|----------|----------|----------|-------------|----------|----------|----------|----------|-------------|----------|----------|----------|----------|----------|-----------|----------|-------------|
| 2011 | .000 | 0 | 0 | 0 | 0 | 0 | 0 | 0 | 0 | 0 | 0 | .000 | 0 | 0 | 0 | 0 | .000 | 0 | 0 | 0 | 0 | 2 | 8 | 4 | .714 |
| 2012 | .000 | 0 | 0 | 0 | 0 | 0 | 0 | 0 | 0 | 0 | 0 | .000 | 0 | 0 | 0 | 0 | .000 | 0 | 0 | 0 | 0 | 0 | 5 | 1 | .833 |
| TOTAL | .000 | 0 | 0 | 0 | 0 | 0 | 0 | 0 | 0 | 0 | 0 | .000 | 0 | 0 | 0 | 0 | .000 | 0 | 0 | 0 | 0 | 2 | 13 | 5 | .750 |

| Year | ERA | W | L | App | GS | CG | SHO | CBO | SV | IP | H | R | ER | BB | SO | 2B | 3B | HR | BF | B/Avg | WP | HBP | BK | SFA | SHA |
|--------------|-------------|----------|----------|-----------|-----------|----------|----------|----------|----------|--------------|-----------|-----------|-----------|-----------|------------|----------|----------|----------|------------|-------------|----------|-----------|----------|----------|-----------|
| 2011 | 3.11 | 4 | 4 | 20 | 10 | 0 | 0 | 1 | 1 | 63.2 | 55 | 24 | 22 | 27 | 63 | 7 | 1 | 5 | 284 | .237 | 1 | 15 | 0 | 1 | 8 |
| 2012 | 2.11 | 3 | 1 | 21 | 0 | 0 | 0 | 4 | 2 | 47.0 | 29 | 13 | 11 | 17 | 46 | 2 | 0 | 1 | 191 | .180 | 3 | 6 | 1 | 3 | 4 |
| TOTAL | 2.68 | 7 | 5 | 41 | 10 | 0 | 0 | 5 | 3 | 110.2 | 84 | 37 | 33 | 44 | 109 | 9 | 1 | 6 | 475 | .214 | 4 | 21 | 1 | 4 | 12 |



**JACOB
MAHAN**

INF, L/R, 6-0, 185, SR-1L
Camarillo, Calif.

Camarillo High School/Oxnard College

Career Highs

| Category | Highs | Opponent (last time) | Date |
|----------|-------|-------------------------|---------|
| At Bats | 5 | 4x (vs. South Carolina) | 5/4/12 |
| Runs | 2 | 2x (at Ole Miss) | 4/22/12 |
| Hits | 3 | vs. Villanova | 2/19/12 |
| RBI | 3 | vs. Villanova | 2/19/12 |
| HR | -- | | |
| BB | 2 | 2x (vs. Georgia) | 4/6/12 |
| SB | 1 | 2x (vs. Missouri) | 5/2/12 |
| K | 2 | 4x (at Rice) | 6/2/12 |

Coach Van Horn on Mahan

"Jacob's come back and he's a better player than he was last year when he left. He had a good summer and had a very good fall for us offensively. He has a chance to play some second base. He can also play third and DH for us. He put together a very solid fall with the bat. I think the experience that he gained last year is really going to help us this year."

2012 (Junior)

Played in 45 games, including 37 starts, and hit .257 with 18 RBI ... Made his Razorback debut by playing in all three games of the series against Villanova (2.17-2.19) and going 5-for-7 at the plate with three RBI and three runs scored ... Had at least one hit in each game of the series against the Wildcats, including a 3-for-4 performance with three RBI and two runs scored in the series finale ... Had a hit in each game of midweek series against Northwestern State (2.21-2.22) with a RBI and two runs scored ... Went 3-for-9 in series against Valparaiso (2.24-2.26) with a pair of RBI ... Had two hits in the series opener against the Crusaders and a pinch hit RBI single in the series finale ... Started the series wrap-up against Gonzaga (3.14) and went 1-for-4 with a RBI ... Came off the bench as a pinch hitter in the series finale against Alabama (3.18) and had a base hit ... Had two hits with a RBI and a run scored in the middle game of the series at Mississippi State (3.24) ... Had a pair of hits in five at bats in series at LSU (3.30-4.1) ... Hit .333 (3-for-9) in series vs. Georgia (4.6-4.8) with a RBI, two runs scored and first stolen base as a Razorback ... Went 2-for-5 with two runs scored and a RBI in series finale at Ole Miss (4.22) ... Drove in a pair of runs and had two hits against Oral Roberts (4.24) ... Hit .500 (3-for-6) in the series vs. Missouri (5.1-5.2) with a run scored and a stolen base ... Had three hits and drove in two runs in the South Carolina (5.4-5.6) series ... Had a hit in each game he started in Waco Super Regional at No. 4 Baylor (6.9-6.11) ... Played in three games, including two starts, during the College World Series.

Oxnard College

Twice named first-team All-Western State Conference ... Named a first-team Southern California All-American ... Hit .402 with a home run, 28 RBI and 24 runs scored in 2011 ... Batted .363 with three homers, 26 RBI and 40 runs scored in 2010.

Summer Baseball

2012: Played for the Conejo Oaks of the California Collegiate League ... Finished second on the team with a .323 batting average and drove in 12 runs ... Also had five stolen bases ... Was teammates with redshirt sophomore infielder Eric Fisher.

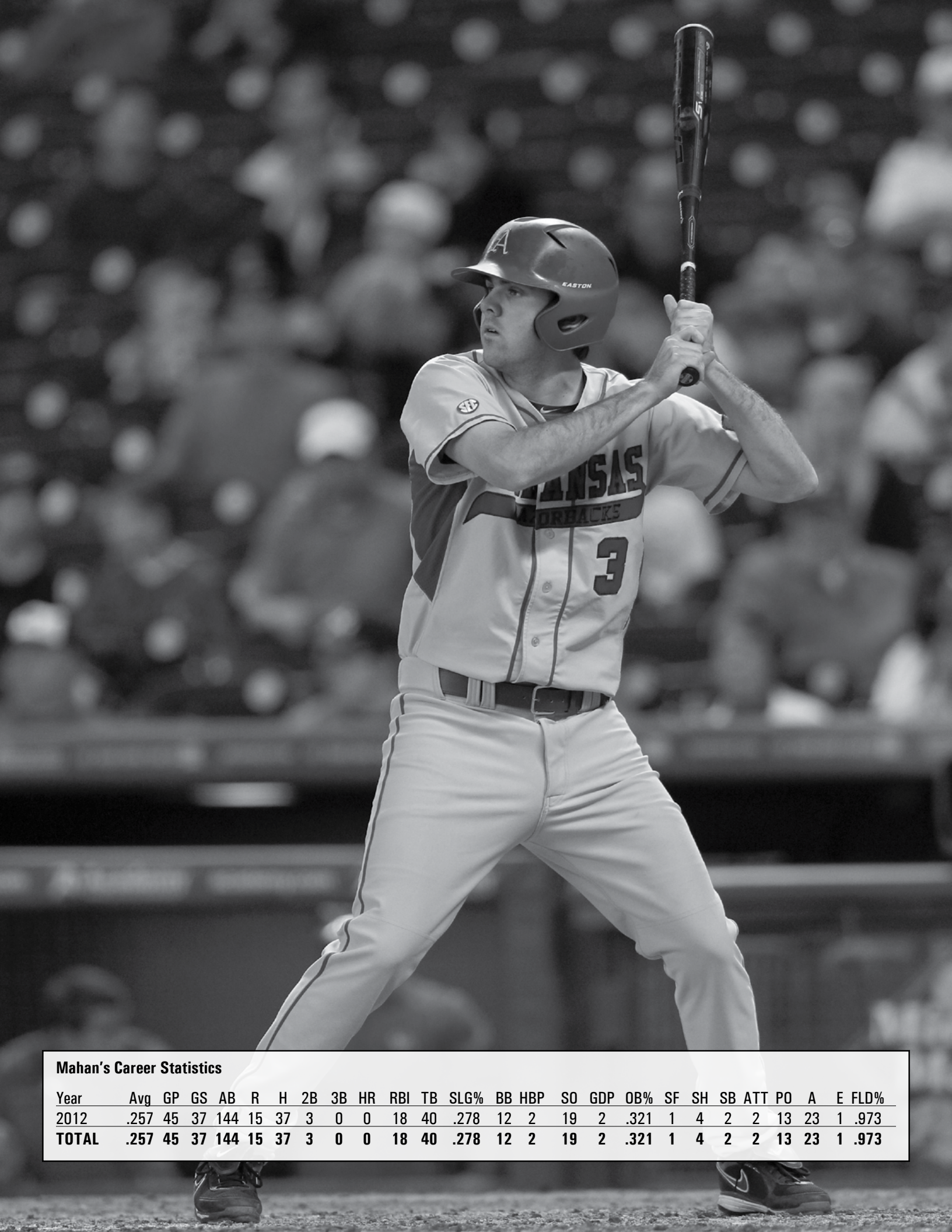
Camarillo High School

Named Pacific View League Player of the Year and first-team All-CIF-SS Division II in 2008 ... Earned first-team all-state underclass in 2007 ... Finished the 2008 season with .461 batting average with three home runs, 24 RBI and 13 stolen bases ... Hit .526 with three homers, 35 RBI and nine stolen bases in 2007 ... Attended the *Perfect Game* 2007 Sunshine West Showcase.

Personal

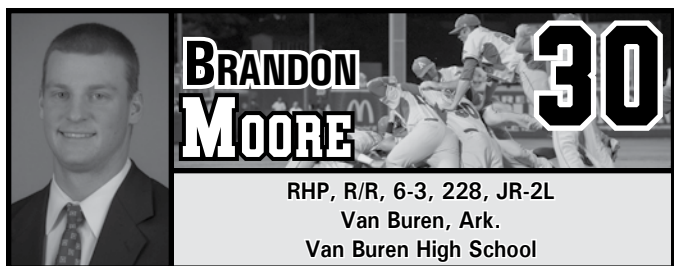
Son of Daniel and Jacqui Mahan ... Has one brother, Malachi ... Majoring in psychology.





Mahan's Career Statistics

| Year | Avg | GP | GS | AB | R | H | 2B | 3B | HR | RBI | TB | SLG% | BB | HBP | SO | GDP | OB% | SF | SH | SB | ATT | PO | A | E | FLD% |
|--------------|-------------|-----------|-----------|------------|-----------|-----------|----------|----------|----------|-----------|-----------|-------------|-----------|----------|-----------|----------|-------------|----------|----------|----------|----------|-----------|-----------|----------|-------------|
| 2012 | .257 | 45 | 37 | 144 | 15 | 37 | 3 | 0 | 0 | 18 | 40 | .278 | 12 | 2 | 19 | 2 | .321 | 1 | 4 | 2 | 2 | 13 | 23 | 1 | .973 |
| TOTAL | .257 | 45 | 37 | 144 | 15 | 37 | 3 | 0 | 0 | 18 | 40 | .278 | 12 | 2 | 19 | 2 | .321 | 1 | 4 | 2 | 2 | 13 | 23 | 1 | .973 |



**BRANDON
MOORE**

RHP, R/R, 6-3, 228, JR-2L
Van Buren, Ark.
Van Buren High School

Career Highs

| Category | Highs | Opponent (last time) | Date |
|-----------------|-------|----------------------------|---------|
| Innings Pitched | 8.1 | vs. Alabama | 5/25/11 |
| Hits | 8 | 2x (vs. Mississippi State) | 4/15/11 |
| Runs | 8 | vs. Wisconsin-Milwaukee | 3/5/11 |
| Earned Runs | 6 | 3x (at Ole Miss) | 4/20/12 |
| Walks | 4 | vs. LSU | 4/9/11 |
| Strikeouts | 5 | 2x (vs. Binghamton) | 3/10/12 |

Coach Van Horn on Moore

"Brandon is one of our front line pitchers that enters his junior year with a lot of experience. He can fill several roles for us, whether it's as a starter, long reliever or a closer. He has a lot of movement with his pitches. He's a tremendous pitcher. We're hoping that he'll put together another good year and help us get back to where we want to go."

2012 (Sophomore)

Pitched in 29 games, 26 in relief, and had a 5-2 record with three saves and a 2.43 ERA ... Only issued 11 walks in 81.1 innings and opposing hitters batted just .230 against him ... Finished tied for third in the SEC in ERA and was 12th in opposing batting average ... Named to the SEC Baseball Community Service Team ... Made season debut in the second game of the Villanova (2.18) series, throwing a shutout inning out of the bullpen with a strikeout ... Started the series opener against Northwestern State (2.21) and allowed four runs, two earned, on five hits in 3.1 innings ... Appeared out of the bullpen in second game of series against Valparaiso (2.25), striking out a batter and giving up a hit in 0.2 of an inning ... Started series opener against BYU (2.28) and earned first win of the season, tossing four shutout innings with three strikeouts ... Threw 1.1 hitless innings against Houston (3.3) in the Houston College Classic ... Earned first save of the season in second game of the series against Binghamton (3.10), pitching four shutout innings with a career-high tying five strikeouts ... Picked up second win of the season in series finale against Gonzaga (3.14), throwing three shutout innings with a strikeout ... Recorded second save of the season in series-clinching win against Alabama (3.17), tossing 3.1 innings and allowing two unearned runs with a strikeout ... Pitched three perfect innings in relief in series finale vs. Mississippi State (3.25) ... Gave up just one hit and struck out three in four scoreless innings of relief in the series finale at LSU (4.1) ... Earned third win of the season in relief against Georgia (4.7), throwing 3.1 innings and allowing a run with a strikeout ... Tossed a season-long 5.0 shutout innings out of the bullpen in second game against Kentucky (4.14), giving up just two hits ... Threw a hitless inning of relief in appearance vs. Oral Roberts (4.24) ... Picked up his fourth win of the season in middle game of the series at Florida (4.28), throwing five shutout innings out of the bullpen and striking out two ... Pitched 1.2 hitless innings in relief against Louisiana Tech (5.15) and struck out two ... Threw 2.2 innings in SEC Tournament against Mississippi State (5.22) and allowed an unearned run ... Made a team-high six appearances in the NCAA Tournament, giving up just three runs and 11 hits in 17 innings ... Appeared in two games during the Houston Regional, throwing four innings and allowing a run ... Picked up his fifth win of the season in regional opener vs. Sam Houston State (6.1), tossing three shutout innings ... Pitched in two games of the Waco Super Regional vs. No. 4 Baylor (6.9-6.11), allowing a pair of runs with two strikeouts in 4.2 innings ... Made two relief outings in the College World Series and threw 8.1 scoreless innings, while allowing just three hits ... Earned third save of the season in the Razorbacks' CWS opener vs. Kent State (6.16), throwing 2.2 scoreless innings.

2011 (Freshman)

Spent time in both the starting rotation and the bullpen, appearing in 17 games, with 11 starts ... Posted a 4-1 record with a 3.45 ERA ... Finished second on the team with 70.1 innings pitched ... Named to SEC First-Year Academic Honor Roll ... Made collegiate debut in series finale vs. Delaware State (2.20), earning the start and throwing six shutout innings, allowing just two hits and striking out four to pick up the victory ... Earned second win of the season in last game of series with Utah (2.27), tossing six innings and allowing a run on four hits with four strikeouts ... Threw seven innings and allowed just one run with four strikeouts against San Diego State (3.12), but received a no decision ... Made first relief appearance of the season vs. Memphis (3.23), entering with one out and the bases loaded in the bottom of the seventh and inducing a 1-2-3 double play to get out of the jam ... Came out of the bullpen in second game of the series vs. Vanderbilt (3.26), pitching three innings and allowing an unearned run on four hits ... Turned in a stellar outing in relief in the series opener vs. Alabama (4.1), giving up one run on five hits with a season-high five strikeouts in six innings of work ... Returned to the starting rotation in second game of series vs. LSU (4.9), pitching five shutout innings on just two hits with a strikeout ... Started in midweek game at Oral Roberts (4.19) and threw three shutout innings, giving up just two hits with two strikeouts ... Earned third win of the season against Southeast Missouri State (5.3), throwing four shutout innings with two strikeouts ... Improved record to 4-1 in win vs. UT Martin (5.17), giving up two runs on three hits with two strikeouts in three innings ... Came out of the bullpen in SEC Tournament opener against Alabama (5.25) and pitched extremely well, throwing a career-long 8.1 innings, allowing two runs on six hits with two strikeouts ... Pitched well in relief in NCAA Tournament opener against Charlotte (6.3), tossing 5.1 shutout innings and allowing three hits, while striking out three.

Summer Baseball

2012: Played with the Bourne Braves of the Cape Cod Baseball League ... In nine appearances, went 1-3 with a 5.73 ERA while totaling 21 strikeouts in 22 innings ... Made one relief appearance in the CCBL playoffs and allowed a run with one strikeout in three innings.

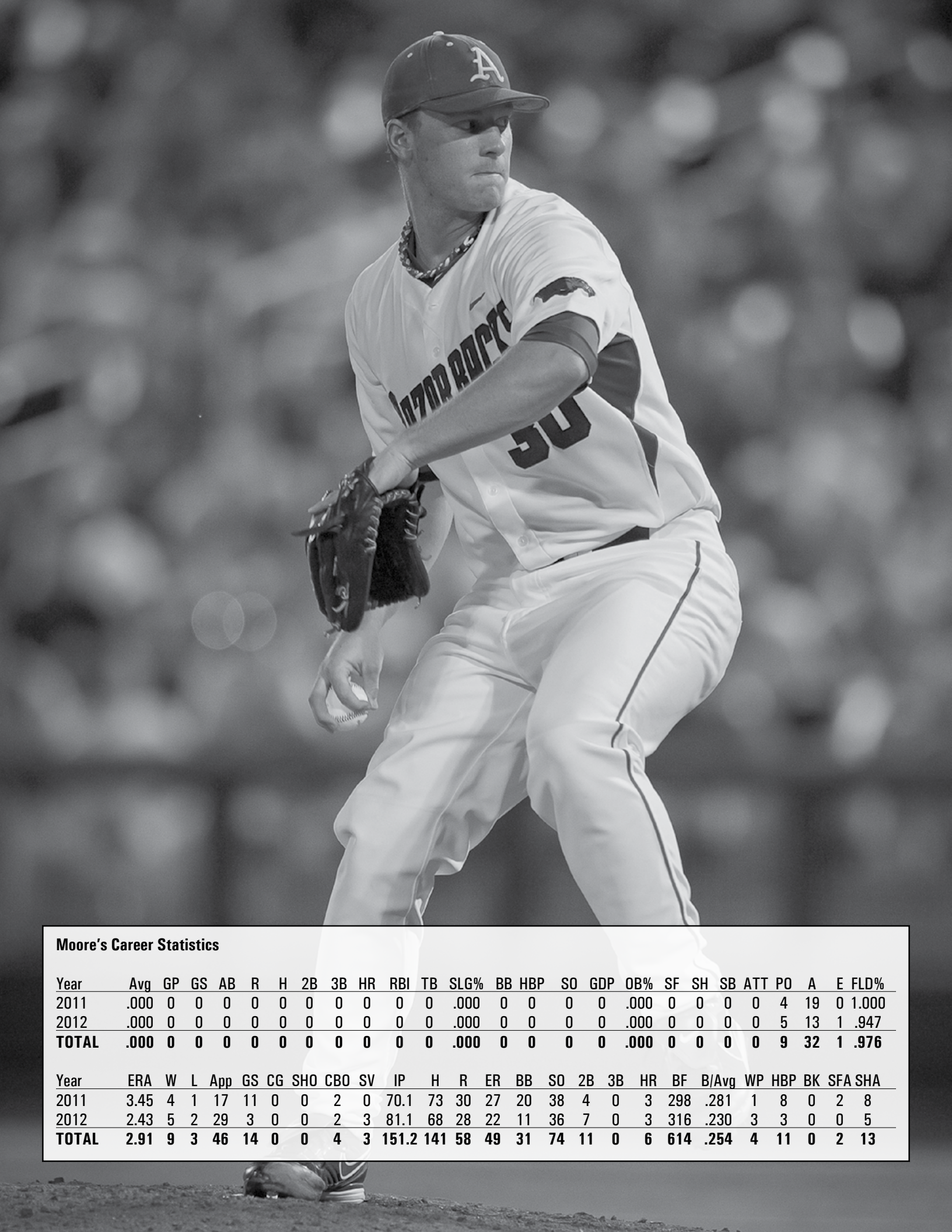
Van Buren High School

Started all four years as varsity pitcher ... Two-time all-conference selection and named to Benefit Bank All-Tournament team in sophomore and junior seasons ... Earned all-state team honors as a junior ... Participated in the Midwest Nationals, leading team to Co-Championship in Mid-America World Series ... Also played basketball in high school.

Personal

Son of Danny and Debbie Moore... Has one brother, Chase and two sisters, Courtney and Brooke ... Majoring in recreation and sport management.

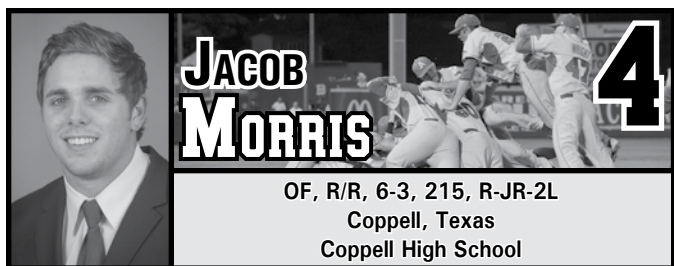




Moore's Career Statistics

| Year | Avg | GP | GS | AB | R | H | 2B | 3B | HR | RBI | TB | SLG% | BB | HBP | SO | GDP | OB% | SF | SH | SB | ATT | PO | A | E | FLD% |
|--------------|-------------|----------|----------|----------|----------|----------|----------|----------|----------|----------|----------|-------------|----------|----------|----------|----------|-------------|----------|----------|----------|----------|----------|-----------|----------|-------------|
| 2011 | .000 | 0 | 0 | 0 | 0 | 0 | 0 | 0 | 0 | 0 | 0 | .000 | 0 | 0 | 0 | 0 | .000 | 0 | 0 | 0 | 0 | 4 | 19 | 0 | 1.000 |
| 2012 | .000 | 0 | 0 | 0 | 0 | 0 | 0 | 0 | 0 | 0 | 0 | .000 | 0 | 0 | 0 | 0 | .000 | 0 | 0 | 0 | 0 | 5 | 13 | 1 | .947 |
| TOTAL | .000 | 0 | 0 | 0 | 0 | 0 | 0 | 0 | 0 | 0 | 0 | .000 | 0 | 0 | 0 | 0 | .000 | 0 | 0 | 0 | 0 | 9 | 32 | 1 | .976 |

| Year | ERA | W | L | App | GS | CG | SHO | CBO | SV | IP | H | R | ER | BB | SO | 2B | 3B | HR | BF | B/Avg | WP | HBP | BK | SFA | SHA |
|--------------|-------------|----------|----------|-----------|-----------|----------|----------|----------|----------|--------------|------------|-----------|-----------|-----------|-----------|-----------|----------|----------|------------|-------------|----------|-----------|----------|----------|-----------|
| 2011 | 3.45 | 4 | 1 | 17 | 11 | 0 | 0 | 2 | 0 | 70.1 | 73 | 30 | 27 | 20 | 38 | 4 | 0 | 3 | 298 | .281 | 1 | 8 | 0 | 2 | 8 |
| 2012 | 2.43 | 5 | 2 | 29 | 3 | 0 | 0 | 2 | 3 | 81.1 | 68 | 28 | 22 | 11 | 36 | 7 | 0 | 3 | 316 | .230 | 3 | 3 | 0 | 0 | 5 |
| TOTAL | 2.91 | 9 | 3 | 46 | 14 | 0 | 0 | 4 | 3 | 151.2 | 141 | 58 | 49 | 31 | 74 | 11 | 0 | 6 | 614 | .254 | 4 | 11 | 0 | 2 | 13 |



JACOB MORRIS

OF, R/R, 6-3, 215, R-JR-2L
Coppell, Texas
Coppell High School

Career Highs

| Category | Highs | Opponent (last time) | Date |
|----------|-------|-------------------------|---------|
| At Bats | 6 | at Mississippi State | 3/25/12 |
| Runs | 3 | vs. Wisconsin-Milwaukee | 3/4/11 |
| Hits | 3 | vs. Wisconsin-Milwaukee | 3/4/11 |
| RBI | 3 | 2x (vs. Nevada) | 3/21/12 |
| HR | 1 | 3x (vs. Binghamton) | 3/9/12 |
| BB | 2 | 9x (vs. South Carolina) | 5/6/12 |
| SB | 1 | 7x (vs. South Carolina) | 5/4/12 |
| K | 4 | vs. Kansas | 3/15/11 |

Coach Van Horn on Morris

"Jacob got off to a pretty good start last year. He helped us win a lot of ballgames. He's one of the best centerfielders I've ever coached. He broke his finger late in the season and didn't get to be with us down the stretch. With the fall that he had offensively and defensively, he's going to be better than ever. I'm looking for a big season from him. He could really help push us over the top."

2012 (Redshirt Sophomore)

Played in 52 games, including 49 starts, and hit .236 with three homers and 23 RBI ... Finished tied for the team lead and ranked tied for ninth in the SEC with three triples ... Went 4-for-6 at the plate in the Villanova (2.17-2.19) series, driving in three runs and scoring five runs ... Hit the first home run of his collegiate career and drove in a career-high three runs in the series opener against the Wildcats ... Drove in the game-tying run with a double in the bottom of the eighth inning in series opener vs. Northwestern State (2.21) ... Hit his second home run of the season and went 2-for-5 in series finale against Valparaiso (2.26) ... Recorded third home run of the season, drove in two runs and stole a base in series opener against Binghamton (3.9) ... Went 3-for-6 in the two-game series vs. Gonzaga (3.13-3.14), including a pair of hits in the series finale ... Hit .375 (3-for-8) in the series against Alabama (3.16-3.18), with two RBI, two runs scored and four walks ... Drove in three runs, had a pair of hits and scored once in a win vs. Nevada (3.21) ... Went 2-for-5 in series vs. Kentucky (4.13-4.14) with two runs scored ... Had three hits with a RBI and three runs scored in the doubleheader against Stephen F. Austin (4.17) ... Went 1-for-3 with a RBI and a run scored vs. Oral Roberts (4.24) ... Posted a .700 on-base percentage and went 3-for-6 at the plate with four RBI and two runs scored in the series vs. South Carolina (5.4-5.6) ... Suffered a broken right index finger in the Auburn (5.10-5.12) series and missed the rest of the season.

2011 (Redshirt Freshman)

Played in 23 games and made 18 starts, hitting .194 with five RBI and 14 runs scored ... Named to SEC Spring Academic Honor Roll ... Made collegiate debut in Delaware State (2.19-2.20) series, playing in the last two games ... Drew a walk in the second game of the series against the Hornets and had a RBI double with a run scored in the series finale ... Earned first two starts of collegiate career in final two games of series vs. Utah (2.26-2.27), going 2-for-6 with two runs scored ... Scored three runs in two-game midweek series vs. McNeese State (3.1-3.2) ... Hit .455 (5-for-11) with five runs scored and three RBI in series vs. Wisconsin-Milwaukee (3.4-3.6) ... Also had an on-base percentage of .600 in the series and drew five walks ... Started the series finale at Alabama (4.3) and drove in the eventual game-winning run with a fourth inning double.

2010 (Freshman)

Morris redshirted during the 2010 season.

Coppell High School

Named to the 6-5A all-district team as a senior ... Invited to join the North Texas All-Star team ... Posted a .340 batting average during senior season ... Played multiple sports ... As a member of the track and field team, he was part of a state finalist 4x100 relay team ... Also played on the football team.


In the Draft

2012 - Cleveland Indians, 37th round (1,133rd overall)
2009 - Washington Nationals, 35th round (1,042nd overall)

Personal

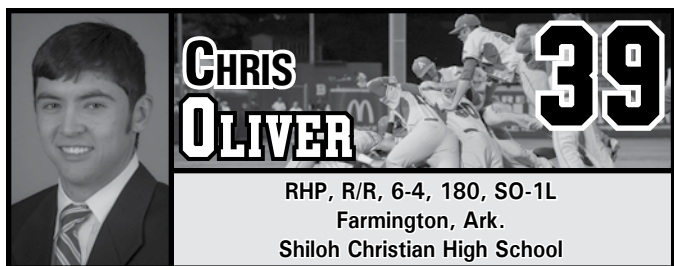
Son of Roy Morris and Donna Hernandez ... Has two siblings, Nick and Jackson ... Majoring in communication.





Morris' Career Statistics

| Year | Avg | GP | GS | AB | R | H | 2B | 3B | HR | RBI | TB | SLG% | BB | HBP | SO | GDP | OB% | SF | SH | SB | ATT | PO | A | E | FLD% |
|--------------|-------------|-----------|-----------|------------|-----------|-----------|-----------|----------|----------|-----------|-----------|-------------|-----------|----------|-----------|----------|-------------|----------|-----------|----------|----------|------------|----------|----------|-------------|
| 2011 | .194 | 23 | 18 | 67 | 14 | 13 | 4 | 0 | 0 | 5 | 17 | .254 | 11 | 2 | 26 | 0 | .325 | 0 | 2 | 2 | 2 | 52 | 1 | 0 | 1.000 |
| 2012 | .236 | 52 | 49 | 140 | 27 | 33 | 9 | 3 | 3 | 23 | 57 | .407 | 21 | 7 | 50 | 1 | .359 | 2 | 10 | 5 | 7 | 118 | 3 | 3 | .976 |
| TOTAL | .222 | 75 | 67 | 207 | 41 | 46 | 13 | 3 | 3 | 28 | 74 | .357 | 32 | 9 | 76 | 1 | .348 | 2 | 12 | 7 | 9 | 170 | 4 | 3 | .983 |



**CHRIS
OLIVER**

RHP, R/R, 6-4, 180, SO-1L
Farmington, Ark.
Shiloh Christian High School

Career Highs

| Category | Highs | Opponent (last time) | Date |
|-----------------|-------|----------------------------|---------|
| Innings Pitched | 3.2 | vs. Gonzaga | 3/13/12 |
| Hits | 4 | 2x (vs. Stephen F. Austin) | 4/17/12 |
| Runs | 3 | 2x (vs. Stephen F. Austin) | 4/17/12 |
| Earned Runs | 3 | vs. Stephen F. Austin | 4/17/12 |
| Walks | 3 | at Mississippi State | 3/23/12 |
| Strikeouts | 4 | 2x (vs. Stephen F. Austin) | 4/17/12 |

Coach Van Horn on Oliver

"Chris was up and down in his freshman year and a little bit up and down in the fall. We're hoping that he'll turn the corner and start being more consistent. He's got a good arm and has some pretty good stuff. This will be a big year for him."

2012 (Freshman)

Pitched in 11 games, 10 in relief, and had a 1-0 record with a 3.86 ERA ... Made collegiate debut in second game of series against Villanova (2.18), throwing a scoreless inning with two strikeouts ... Tossed two innings out of the bullpen against Northwestern State (2.22), giving up a run on two hits ... Threw 1.1 scoreless innings in relief against Valparaiso (2.26), allowing two hits ... Appeared in relief against BYU (2.29) and retired all three batters he faced ... Started the series opener against Gonzaga (3.13) and tossed 3.2 scoreless innings, allowing four hits and striking out two ... Earned first win of collegiate career in relief against Nevada (3.21), striking out four and not allowing a hit in three scoreless innings.

Shiloh Christian High School


Earned all-state honors twice in his career and was a three-time all-region honoree ... Named to the *Arkansas Democrat-Gazette* All-Arkansas Team following his junior and senior seasons ... Helped his team to back-to-back 4A state championships and pitched in the state championship game in his sophomore, junior and senior seasons ... Went 12-1 on the mound in his senior season and hit .390 with three homers and 30 RBI ... Finished his sophomore season with a 10-2 record and had an 11-1 record as a junior ... Also played basketball at Shiloh Christian.

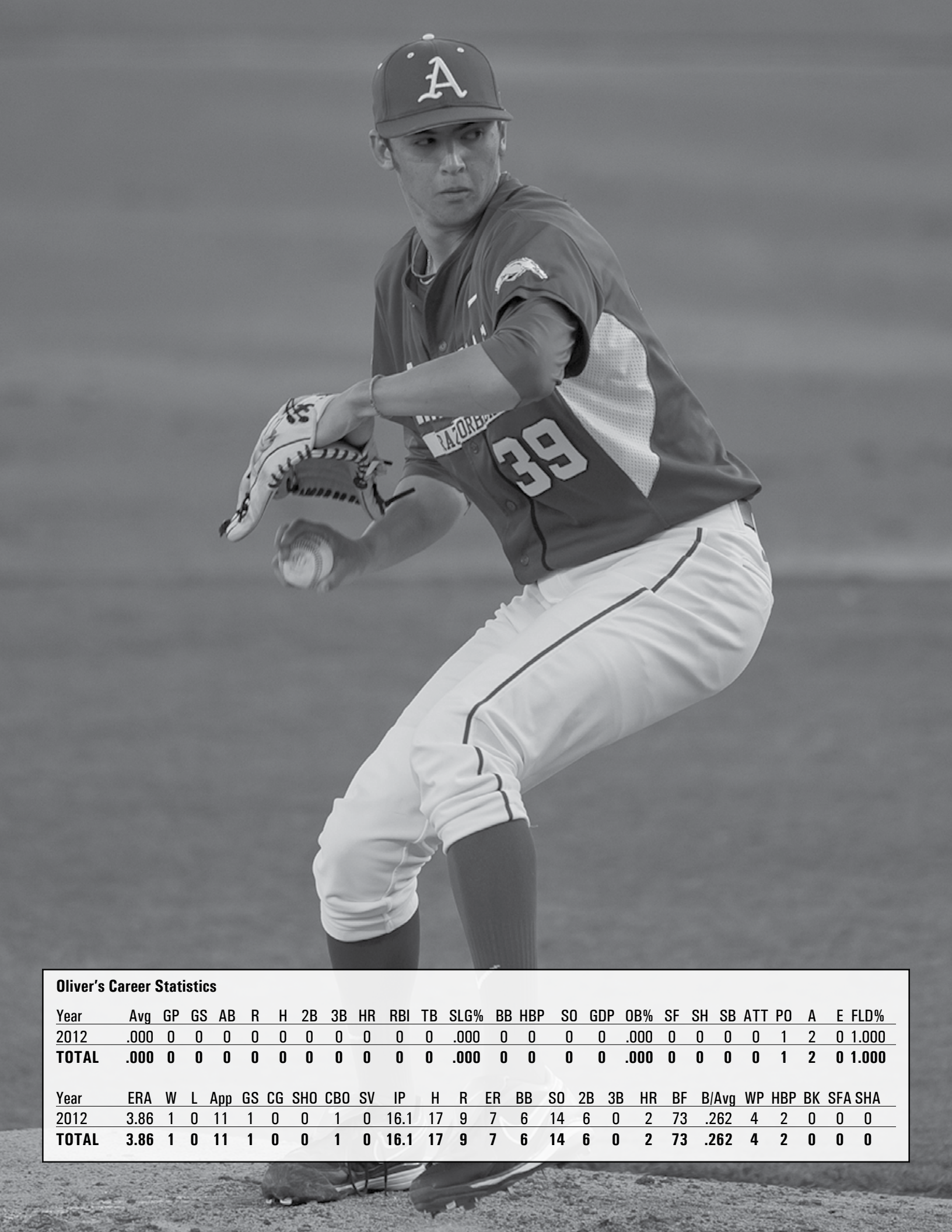
In the Draft

2011 - Baltimore Orioles, 27th round (815th overall)

Personal

Son of Stanley and Jenny Oliver ... Has one sister, Michelle ... Majoring in communication.

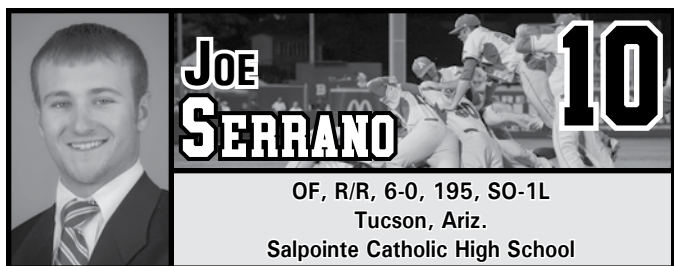




Oliver's Career Statistics

| Year | Avg | GP | GS | AB | R | H | 2B | 3B | HR | RBI | TB | SLG% | BB | HBP | SO | GDP | OB% | SF | SH | SB | ATT | PO | A | E | FLD% |
|--------------|-------------|----------|----------|----------|----------|----------|----------|----------|----------|----------|----------|-------------|----------|----------|----------|----------|-------------|----------|----------|----------|----------|----------|----------|----------|--------------|
| 2012 | .000 | 0 | 0 | 0 | 0 | 0 | 0 | 0 | 0 | 0 | 0 | .000 | 0 | 0 | 0 | 0 | .000 | 0 | 0 | 0 | 0 | 1 | 2 | 0 | 1.000 |
| TOTAL | .000 | 0 | 0 | 0 | 0 | 0 | 0 | 0 | 0 | 0 | 0 | .000 | 0 | 0 | 0 | 0 | .000 | 0 | 0 | 0 | 0 | 1 | 2 | 0 | 1.000 |

| Year | ERA | W | L | App | GS | CG | SHO | CBO | SV | IP | H | R | ER | BB | SO | 2B | 3B | HR | BF | B/Avg | WP | HBP | BK | SFA | SHA |
|--------------|-------------|----------|----------|-----------|----------|----------|----------|----------|----------|-------------|-----------|----------|----------|----------|-----------|----------|----------|----------|-----------|-------------|----------|----------|----------|----------|----------|
| 2012 | 3.86 | 1 | 0 | 11 | 1 | 0 | 0 | 1 | 0 | 16.1 | 17 | 9 | 7 | 6 | 14 | 6 | 0 | 2 | 73 | .262 | 4 | 2 | 0 | 0 | 0 |
| TOTAL | 3.86 | 1 | 0 | 11 | 1 | 0 | 0 | 1 | 0 | 16.1 | 17 | 9 | 7 | 6 | 14 | 6 | 0 | 2 | 73 | .262 | 4 | 2 | 0 | 0 | 0 |



**JOE
SERRANO**

OF, R/R, 6-0, 195, SO-1L

Tucson, Ariz.

Salpointe Catholic High School

Career Highs

| Category | Highs | Opponent (last time) | Date |
|----------|-------|-------------------------|---------|
| At Bats | 5 | vs. Binghamton | 3/10/12 |
| Runs | 2 | at Baylor | 6/10/12 |
| Hits | 3 | 2x (vs. Kent State) | 6/16/12 |
| RBI | 1 | 7x (vs. Kent State) | 6/16/12 |
| HR | -- | | |
| BB | 1 | 6x (vs. South Carolina) | 5/4/12 |
| SB | 1 | 4x (vs. Kentucky) | 4/14/12 |
| K | 2 | vs. Alabama | 3/17/12 |

Coach Van Horn on Serrano

"Joe came in and had another very good offensive fall. Joe hits line drives and is a tough out. He's a very good situational hitter that knows the strike zone. I see Joe being our starting left fielder and hitting in the top of the order."

2012 (Freshman)

Played in 33 games, including 17 starts, and hit .333 with seven RBI ... Named to SEC First-Year Academic Honor Roll ... Made his collegiate debut against Villanova (2.17-2.19), playing in all three games of the series and scoring a run in the series finale ... Recorded his first collegiate hit and stolen base in series finale against Northwestern State (2.22) ... Entered as a pinch hitter against Texas (3.4) at the Houston College Classic and reached base in all three plate appearances, recording a pair of hits, his first collegiate RBI and a walk ... Had a pair of hits and drove in a run in series finale against Binghamton (3.10) ... Came off the bench as a pinch hitter in the 11th inning of the series finale at Mississippi State (3.25) and had a RBI with a run scored and a stolen base ... Started the final two games of the Georgia (4.6-4.8) series and had a hit in each game with a RBI in the series finale ... Got the start in the second game of the series vs. Kentucky (4.14) and went 1-for-2 with a run scored and a stolen base ... Went 2-for-2 in the second game of the doubleheader against Stephen F. Austin (4.17), scoring the game-tying run and driving in the game-winning run with a walk-off single ... Started the second game of the series at Florida (4.28) and went 1-for-2 with a run scored ... Was Arkansas' top performer in the NCAA Tournament, hitting .444 (12-for-27) with a pair of RBI ... Earned a start in a pair of games in the Houston Regional (6.1-6.3) and went 4-for-7 with a RBI and a run scored ... Set a new career high with three hits and drove in a run in the regional final vs. Sam Houston State ... Named to the Houston Regional All-Tournament Team ... Hit .429 (3-for-7) with his first collegiate triple and a pair of runs scored in the Waco Super Regional at No. 4 Baylor (6.9-6.11) ... Started all four games in the College World Series and hit .385 (5-for-13) with a RBI ... Had at least one hit in three of the Razorbacks' four CWS games, including a career-high tying three-hit performance in Arkansas' win over Kent State (6.16).

Summer Baseball

2012: Played for the Wisconsin Woodchucks of the Northwoods League ... Finished the summer with a .302 batting average, a home run and 12 RBI ... Also added six stolen bases.

Salpointe Catholic High School

Ranked 331st nationally in the class of 2011 by *Perfect Game* ... Named a 2011 first-team Louisville Slugger High School All-American ... Earned Southern Region Player of the Year and Chris Moon 4A-5A Player of the Year honors in 2011 ... Finished his senior season with a .541 batting average with 11 home runs, 69 RBI and 13 stolen bases ... Played for the Cincinnati Reds in the 2010 Area Code Games.


In the Draft

2011 - Cincinnati Reds, 12th round (375th overall)

Personal

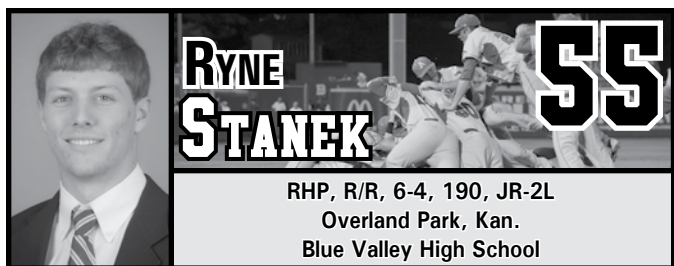
Son of Nathan and Chris Serrano ... Has a sister, Audrey ... Majoring in recreation and sport management.





Serrano's Career Statistics

| Year | Avg | GP | GS | AB | R | H | 2B | 3B | HR | RBI | TB | SLG% | BB | HBP | SO | GDP | OB% | SF | SH | SB | ATT | PO | A | E | FLD% |
|--------------|-------------|-----------|-----------|-----------|-----------|-----------|----------|----------|----------|----------|-----------|-------------|----------|----------|-----------|----------|-------------|----------|----------|----------|----------|-----------|----------|----------|--------------|
| 2012 | .333 | 33 | 17 | 69 | 13 | 23 | 1 | 1 | 0 | 7 | 26 | .377 | 6 | 2 | 11 | 0 | .403 | 0 | 6 | 4 | 5 | 13 | 0 | 0 | 1.000 |
| TOTAL | .333 | 33 | 17 | 69 | 13 | 23 | 1 | 1 | 0 | 7 | 26 | .377 | 6 | 2 | 11 | 0 | .403 | 0 | 6 | 4 | 5 | 13 | 0 | 0 | 1.000 |



RHP, R/R, 6-4, 190, JR-2L
Overland Park, Kan.
Blue Valley High School

Career Highs

| Category | Highs | Opponent (last time) | Date |
|-----------------|-------|-------------------------|---------|
| Innings Pitched | 9.0 | vs. Charlotte | 6/5/11 |
| Hits | 8 | 2x (vs. Kentucky) | 4/13/12 |
| Runs | 6 | 2x (vs. Kentucky) | 4/13/12 |
| Earned Runs | 6 | vs. Wisconsin-Milwaukee | 3/4/11 |
| Walks | 5 | vs. Mississippi State | 5/22/12 |
| Strikeouts | 10 | at LSU | 3/31/12 |

Coach Van Horn on Stanek

"Ryne has tremendous stuff. He had a very good season for us last year and was one of our main pitchers down the stretch. We're hoping he'll come in this season and take it up a notch. He's gained a lot of experience and has a lot of confidence. He can back it up with tremendous stuff on the mound. We see him as a weekend starter."

2012 (Sophomore)

Started 17 games and finished the season with an 8-4 record and a 2.82 ERA ... Struck out 83 batters in 92.2 innings and held opposing hitters to a .229 batting average ... Finished tied for 10th in the SEC in ERA, 10th in opposing batting average, tied for 10th in innings pitched, 12th in strikeouts and tied for seventh in wins ... Earned All-SEC honors from *SEBaseball.com* ... Named to the watch list for the National Pitcher of the Year Award and the Golden Spikes Award ... Ranked as the 57th-best player in college baseball by *CollegeBaseballDaily.com* ... Ranked as the third-best sophomore prospect in the country by *Baseball America* ... Named a third-team preseason All-American by *Baseball America* ... Picked up the win in his first start of the season against Villanova (2.18), giving up a run on two hits and striking out four in four innings of work ... Earned second win of the season in start against Valparaiso (2.25), allowing three runs, just one earned, and striking out four in six innings ... Improved to 3-0 on the season with a win against Texas Tech (3.2) in the Houston College Classic, recording seven strikeouts and giving up just one run over seven innings ... Selected to the Houston College Classic all-tournament team ... Improved to 4-0 on the season with a win in series opener against Binghamton (3.9) ... Threw seven shutout innings against the Bearcats, striking out six and giving up just two hits ... After allowing a one-out single in the first inning, Stanek settled in and retired the next 15 batters he faced ... Collected his fifth win of the season in series-clinching victory over Alabama (3.17), tossing 5.2 innings and allowing two runs on five hits with four strikeouts ... Earned his sixth win of the season in middle game of the series at Mississippi State (3.24), throwing 6.1 shutout innings with six strikeouts ... Named *SEBaseball.com* Pitcher of the Week after his performance against the Bulldogs ... Threw seven innings in middle game of the series at LSU (3.31) and earned a no decision after allowing just one run on six hits and striking out a career-high 10 batters ... Pitched well in start at Ole Miss (4.21), but took the loss after giving up just one run on five hits with a pair of strikeouts in 6.1 innings ... Started three games in the NCAA Tournament and went 2-0 with a 1.59 ERA, allowing three runs on 10 hits and striking out 11 in 17 innings ... Earned seventh win of the season in Houston Regional game vs. No. 8 Rice, tossing seven shutout innings, allowing five hits and striking out four ... Named the Most Outstanding Player of the Houston Regional after his performance vs. the Owls ... Picked up eighth win of the year in College World Series victory over South Carolina (6.18), allowing a run on three hits and fanning three in six innings.

2011 (Freshman)

Appeared in 15 games, including 12 starts, and had a 4-2 record with a save and a 3.94 ERA ... Opposing hitters batted just .213 off of Stanek during the season ... Ranked fourth in the SEC in opponent batting average ... Made collegiate debut in second game of series vs. Delaware State (2.19), throwing four hitless innings with six strikeouts to earn first career save ... Started series opener against Utah (2.25), receiving a no decision after giving up two runs on three hits in 5.2 innings ... Retired the first 12 batters he faced against the Utes and carried a no hitter into the sixth inning ... Earned first win of collegiate career vs. Kansas (3.15), throwing four innings and giving up one unearned run, while striking out three ... Started in midweek game vs. Texas State (4.6) and allowed two runs with four strikeouts over three innings ... Improved record to 2-0 in start against Missouri State (4.12), throwing seven innings and allowing just one run, while tying a season-high with six strikeouts ... Pitched well in start vs. Southeast Missouri State (5.4), but received a no decision, tossing seven innings and giving up three runs with two strikeouts ... Threw well in relief at No. 4 South Carolina (5.14), but took the loss, giving up a run in three innings of work and fanning three ... Started in the SEC Tournament against Alabama (5.27) and earned the win, surrendering just one run on two hits and striking out five in 7.2 innings ... Threw the first complete game of his collegiate career in win against Charlotte (6.5), allowing three runs, two earned, on six hits with six strikeouts.

Summer Baseball

2012: Pitched for the USA Baseball Collegiate National Team ... Started three games and had a 0-2 record with a 3.07 ERA ... Struck out 13 in 14.2 innings and helped the team to the bronze medal at the Honkbal Week tournament in the Netherlands ... Ranked as the No. 2 prospect on the USA Baseball CNT by *Baseball America* and *Perfect Game*. **2011:** Pitched for the USA Baseball Collegiate National Team and the Bourne Braves of the Cape Cod Baseball League ... Pitched in two games with Team USA and had a 1-0 record with a 1.00 ERA ... Struck out 12 in nine innings of work with Team USA ... Started three games for the Braves and finished with a 2-1 record and a 4.50 ERA.

Blue Valley High School


Began his high school career in his sophomore year helping his team to the state title ... Junior year went 5-0 on the mound with 44 strikeouts in 31 innings ... Received honorable mention All-Eastern Kansas League as a junior ... Went 5-1 with a 0.72 ERA and 71 strikeouts in 48 innings pitched as a senior ... Led team to a 6A state championship ... Named *Kansas City Star* Player of the Year, All-Metro Player of the Year and Proline Pitcher of the Year ... Earned first team all-state and first team all-EKL accolades as well.

In the Draft

2010 - Seattle Mariners, 3rd round (99th overall)

Personal

Son of Mark and Lisa Stanek ... Has one brother, Brendan and one sister, Alex ... Majoring in recreation and sport management.

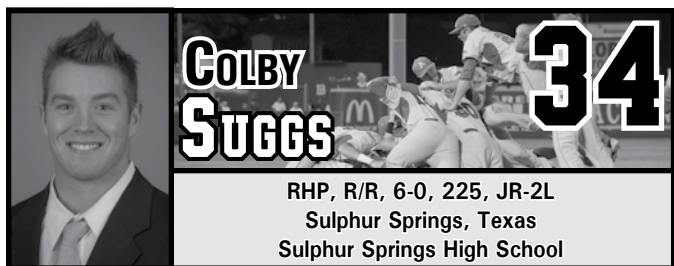




Stanek's Career Statistics

| Year | Avg | GP | GS | AB | R | H | 2B | 3B | HR | RBI | TB | SLG% | BB | HBP | SO | GDP | OB% | SF | SH | SB | ATT | PO | A | E | FLD% |
|--------------|-------------|----------|----------|----------|----------|----------|----------|----------|----------|----------|----------|-------------|----------|----------|----------|----------|-------------|----------|----------|----------|----------|-----------|-----------|----------|-------------|
| 2011 | .000 | 0 | 0 | 0 | 0 | 0 | 0 | 0 | 0 | 0 | 0 | .000 | 0 | 0 | 0 | 0 | .000 | 0 | 0 | 0 | 0 | 5 | 12 | 2 | .895 |
| 2012 | .000 | 0 | 0 | 0 | 0 | 0 | 0 | 0 | 0 | 0 | 0 | .000 | 0 | 0 | 0 | 0 | .000 | 0 | 0 | 0 | 0 | 5 | 12 | 0 | 1.000 |
| TOTAL | .000 | 0 | 0 | 0 | 0 | 0 | 0 | 0 | 0 | 0 | 0 | .000 | 0 | 0 | 0 | 0 | .000 | 0 | 0 | 0 | 0 | 10 | 24 | 2 | .944 |

| Year | ERA | W | L | App | GS | CG | SHO | CBO | SV | IP | H | R | ER | BB | SO | 2B | 3B | HR | BF | B/Avg | WP | HBP | BK | SFA | SHA |
|--------------|-------------|-----------|----------|-----------|-----------|----------|----------|----------|----------|--------------|------------|-----------|-----------|-----------|------------|-----------|----------|----------|------------|-------------|-----------|----------|----------|----------|-----------|
| 2011 | 3.94 | 4 | 2 | 15 | 12 | 1 | 0 | 0 | 1 | 64.0 | 50 | 32 | 28 | 26 | 41 | 7 | 0 | 6 | 274 | .213 | 3 | 4 | 0 | 2 | 7 |
| 2012 | 2.82 | 8 | 4 | 17 | 17 | 0 | 0 | 3 | 0 | 92.2 | 75 | 33 | 29 | 36 | 83 | 9 | 1 | 2 | 383 | .229 | 11 | 4 | 0 | 3 | 13 |
| TOTAL | 3.27 | 12 | 6 | 32 | 29 | 1 | 0 | 3 | 1 | 156.2 | 125 | 65 | 57 | 62 | 124 | 16 | 1 | 8 | 657 | .222 | 14 | 8 | 0 | 5 | 20 |



**COLBY
SUGGS**

RHP, R/R, 6-0, 225, JR-2L
Sulphur Springs, Texas
Sulphur Springs High School

Career Highs

| Category | Highs | Opponent (last time) | Date |
|-----------------|-------|-------------------------|---------|
| Innings Pitched | 4.2 | vs. Vanderbilt | 5/28/11 |
| Hits | 4 | 3x (vs. Ole Miss) | 5/23/12 |
| Runs | 4 | at Arizona State | 6/5/11 |
| Earned Runs | 1 | 8x (vs. South Carolina) | 6/22/12 |
| Walks | 3 | 5x (vs. South Carolina) | 6/22/12 |
| Strikeouts | 4 | at Oral Roberts | 4/19/11 |

Coach Van Horn on Suggs

"Colby was our closer down the stretch last year and helped pitch us to the College World Series. He had a tremendous summer pitching in the Cape Cod Baseball League. He continues to get better and better with the experience that he's gained. We look for him to be our closer this year and continue to do what he's been doing."

2012 (Sophomore)

Pitched in 30 games, which were the second-most appearances on the team and compiled a 7-1 record with a 1.38 ERA ... Set school record for fewest runs allowed in an inning (minimum 30 innings pitched) by only giving up six runs during the season ... Held opposing hitters to a .203 batting average, while striking out 36 batters in 39 innings of work ... Finished tied for 10th in the SEC in wins and tied for 10th in appearances ... Named to SEC Spring Academic Honor Roll ... Made first appearance of the season against Villanova (2.17), striking out three and allowing a run in 1.2 innings ... Entered with two on and no outs in the eighth inning against Northwestern State (2.22) and retired both batters he faced ... Threw a scoreless inning out of the bullpen against Valparaiso (2.26), allowing one hit ... Pitched in both games of midweek series against BYU (2.28-2.29), throwing a scoreless inning and striking out one in each outing ... Retired both batters he faced in relief appearance in series finale against Binghamton (3.10) ... Appeared in each game of the series vs. Gonzaga (3.13-3.14), throwing 1.2 scoreless innings with three strikeouts ... Earned first win of the season in series opener against the Bulldogs ... Struck out two in a scoreless inning of relief against Nevada (3.21) ... Picked up second win of the season in series wrap-up at Mississippi State (3.25), striking out two in a scoreless inning ... Made two appearances in the series at LSU (3.30-4.1), throwing four innings and allowing a run with two strikeouts ... Fanned a pair of batters in a scoreless ninth inning in second game of the series vs. Georgia (4.7) ... Struck out the side in his only inning of work in series finale vs. Kentucky (4.14) ... Earned third victory of the season in second game of the doubleheader against Stephen F. Austin, throwing 1.2 hitless innings with a strikeout ... Came out of the bullpen in series finale at Ole Miss (4.22) and threw 1.1 scoreless innings with a strikeout ... Retired both batters he faced with one strikeout in relief outing vs. Oral Roberts (4.24) ... Pitched in two games of the series at Florida (4.27-4.29), throwing 2.1 hitless innings ... Earned the win in the series finale against the Gators to improve record to 4-0 ... Allowed just one hit and struck out a batter in 1.1 scoreless innings in series finale vs. Missouri (5.2) ... Appeared in two games of the South Carolina (5.4-5.6) series and threw 3.1 scoreless innings with four strikeouts ... Improved record to 5-0 after earning the win in game two vs. Auburn (5.11) ... Threw 2.1 innings vs. the Tigers, allowing a run on four hits with three strikeouts ... Picked up sixth win of the season in series finale at Tennessee (5.19), tossing 2.1 innings and retiring all seven batters he faced ... Made three appearances in the NCAA Tournament, allowing a run and striking out four in five innings ... Closed Houston Regional final vs. Sam Houston State (6.3), throwing a perfect ninth inning with a strikeout ... Earned seventh win of the season in game three of the Waco Super Regional at No. 4 Baylor (6.11), allowing just one hit and striking out two in two shutout innings.

2011 (Freshman)

Made 12 appearances out of the bullpen and had a 2-1 record with a 0.90 ERA ... Allowed just eight hits in 20 innings, holding opposing hitters to a .113 batting average ... Averaged better than a strikeout an inning, fanning 22 batters ... Made collegiate debut vs. McNeese State (3.2), throwing a scoreless inning with two strikeouts ... Tossed 1.1 scoreless innings in relief vs. Memphis (3.23) with one strikeout ... Threw two hitless innings out of the bullpen vs. Vanderbilt (3.26) with a strikeout ... Earned first win of collegiate career vs. Texas State (4.6), striking out both batters he retired ... Picked up second win of the season at Oral Roberts (4.19), throwing three shutout innings with a season-high four strikeouts ... Retired the only batter he faced in relief outing at Georgia (4.30) ... Pitched a shutout inning in 10-0 win over Southeast Missouri State (5.3), striking out one ... Retired both batters he faced and had a strikeout in relief outing at No. 4 South Carolina (5.15) ... Tossed two hitless innings in relief against UT Martin (5.17), fanning three batters ... Came out of the bullpen against Vanderbilt (5.28) at SEC Tournament, throwing a career-long 4.2 hitless innings with three strikeouts.

Summer Baseball

2012: Played for the Wareham Gatemen of the Cape Cod Baseball League ... Appeared in 13 games and compiled a 1-0 record with two saves and a 1.37 ERA ... Struck out 30 batters and allowed just nine hits in 19.2 innings, holding the opposition to a .138 batting average ... Pitched in five games of the CCBL playoffs and had a 2-0 record with two saves and a 3.68 ERA ... Helped the Gatemen to the 2012 Cape Cod League championship ... Won the team's Albert Bigelow Award, which is given to the team's top pitcher ... Ranked as the No. 8 prospect in the Cape Cod League by *Baseball America* and the No. 24 prospect by *Perfect Game* ... Was teammates with junior pitcher Barrett Astin. **2011:** Played for the Forest City Owls of the Coastal Plain League ... Made 10 relief appearances and had two saves with a 0-0 record and a 3.75 ERA ... Pitched 12 innings for the Owls and held opposing hitters to a .195 batting average.

Sulphur Springs High School

Two-year letterwinner ... Selected to all-district second team as a junior ... Struck out 17 batters in seven innings during the playoffs ... Played football all four years and was a two-time all-district team selection ... Helped team to the 4A DII state championship as a junior.

Personal

Son of Joe and Kerry Suggs ... Has one brother, Blake Weir ... Majoring in kinesiology.

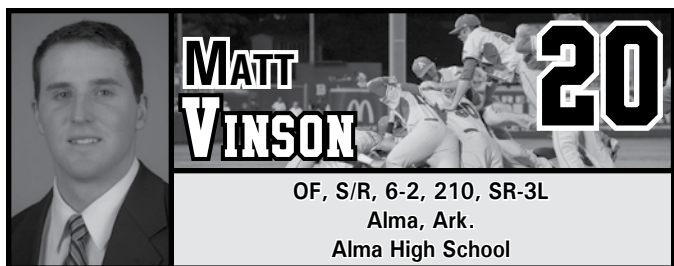




Suggs' Career Statistics

| Year | Avg | GP | GS | AB | R | H | 2B | 3B | HR | RBI | TB | SLG% | BB | HBP | SO | GDP | OB% | SF | SH | SB | ATT | PO | A | E | FLD% |
|--------------|-------------|----------|----------|----------|----------|----------|----------|----------|----------|----------|----------|-------------|----------|----------|----------|----------|-------------|----------|----------|----------|----------|----------|----------|----------|-------------|
| 2011 | .000 | 0 | 0 | 0 | 0 | 0 | 0 | 0 | 0 | 0 | 0 | .000 | 0 | 0 | 0 | 0 | .000 | 0 | 0 | 0 | 0 | 1 | 2 | 0 | 1.000 |
| 2012 | .000 | 1 | 0 | 0 | 0 | 0 | 0 | 0 | 0 | 0 | 0 | .000 | 0 | 0 | 0 | 0 | .000 | 0 | 0 | 0 | 0 | 5 | 6 | 1 | .917 |
| TOTAL | .000 | 1 | 0 | 0 | 0 | 0 | 0 | 0 | 0 | 0 | 0 | .000 | 0 | 0 | 0 | 0 | .000 | 0 | 0 | 0 | 0 | 6 | 8 | 1 | .933 |

| Year | ERA | W | L | App | GS | CG | SHO | CBO | SV | IP | H | R | ER | BB | SO | 2B | 3B | HR | BF | B/Avg | WP | HBP | BK | SFA | SHA |
|--------------|-------------|----------|----------|-----------|----------|----------|----------|----------|----------|-------------|-----------|-----------|----------|-----------|-----------|----------|----------|----------|------------|-------------|----------|----------|----------|----------|----------|
| 2011 | 0.90 | 2 | 1 | 12 | 0 | 0 | 0 | 1 | 0 | 20.0 | 8 | 5 | 2 | 17 | 22 | 2 | 0 | 0 | 88 | .113 | 5 | 0 | 0 | 0 | 0 |
| 2012 | 1.38 | 7 | 1 | 30 | 0 | 0 | 0 | 5 | 0 | 39.0 | 26 | 6 | 6 | 19 | 36 | 4 | 0 | 2 | 156 | .203 | 4 | 2 | 0 | 3 | 4 |
| TOTAL | 1.22 | 9 | 2 | 42 | 0 | 0 | 0 | 6 | 0 | 59.0 | 34 | 11 | 8 | 36 | 58 | 6 | 0 | 2 | 244 | .171 | 9 | 2 | 0 | 3 | 4 |



Career Highs

| Category | Highs | Opponent (last time) | Date |
|----------|-------|------------------------------|---------|
| At Bats | 5 | 4x (vs. BYU) | 2/29/12 |
| Runs | 3 | vs. Saint Louis | 4/7/10 |
| Hits | 3 | 2x (vs. Wisconsin-Milwaukee) | 3/4/11 |
| RBI | 4 | 2x (vs. Wisconsin-Milwaukee) | 3/4/11 |
| HR | 1 | 5x (at South Carolina) | 5/15/11 |
| BB | 3 | 5x (vs. Louisiana Tech) | 5/15/12 |
| SB | 1 | 6x (vs. South Carolina) | 6/22/12 |
| K | 3 | 7x (vs. Kent State) | 6/16/12 |

Coach Van Horn on Vinson

"Matt really helped us down the stretch last year in center field after (Jacob) Morris was injured. I think it'll be a battle between Matt and Jacob for the center field job. If they're both in the lineup, then Vinson will probably play some right field. Matt's a very good defender with a very good arm. If he swings the bat, he's going to be in the lineup every day."

2012 (Junior)

Played in 49 games, including 36 starts, and hit .217 with 13 RBI ... Finished third on the team with 24 walks ... Started all three games of the series against Villanova (2.17-2.19), scoring a pair of runs in the series ... Went 2-for-4 with a RBI and a run scored in the series finale against Valparaiso (2.26) ... Hit .375 (3-for-8) in midweek series against BYU (2.28-2.29), scoring two runs and recording one RBI ... Made an amazing catch in the series opener against Alabama (3.16-3.18), robbing a home run by climbing the left field wall and reaching his left arm over the fence to make the grab ... The catch was the No. 1 play on SportsCenter's Top 10 plays ... At the plate, Vinson reached base nine times against the Crimson Tide, going 3-for-9 with four RBI, two runs scored and six walks ... Reached base three times in win vs. Nevada (3.21), drawing three walks and scoring two runs ... Started the middle game vs. South Carolina (5.5) and had a pair of doubles with a RBI and a run scored ... Reached base four times in midweek win over Louisiana Tech (5.15), hitting a double and drawing three walks ... Hit .364 (4-for-11) in series at Tennessee (5.17-5.19) with a RBI, two runs scored and three walks ... Had a pair of hits and drove in a run in SEC Tournament opener vs. Mississippi State (5.22) ... Went 3-for-10 in the Houston Regional (6.1-6.3) with two runs scored ... Had a pair of hits and scored a run in the regional final victory vs. Sam Houston State ... Started all four games in the College World Series and had four hits with three RBI ... Had a hit in each game of the CWS, including driving in the eventual game-winning run with a RBI single in victory over South Carolina (6.18).

2011 (Sophomore)

Played in 27 games, with 22 starts, and hit .221 with two homers and eight RBI ... Started the first two games of series vs. Delaware State (2.18-2.19), scoring a run in each game ... Played in the series opener vs. Utah (2.25), going 1-for-4 with a stolen base ... Had three hits, including first home run of the season, with four RBI and two runs scored in series opener vs. Wisconsin-Milwaukee (3.4) ... Went 2-for-3 with three runs scored in series at San Diego State (3.10-3.13) ... Entered midway through the game against Southeast Missouri State (5.3) and had a RBI double ... Hit second homer of the season in series finale at No. 4 South Carolina (5.15) ... Had a pair of hits in series opener vs. Ole Miss (5.19) ... Started the final three games of the SEC Tournament, recording a hit in wins against Mississippi State (5.26) and Alabama (5.27).

2010 (Freshman)

Appeared in 46 games during the season, including 23 starts ... Hit .204 with three homers and 15 RBI ... Perfect in two stolen base attempts ... Made first career start in second game of the season against Ball State (2.20) ... With bases loaded in finale against South Dakota State (3.10), knocked a bases-clearing triple into right field for his first career hit ... In the series finale against Wisconsin-Milwaukee (3.14), capped a comeback with a solo home run in the bottom of the 10th ... The home run was the first of his Razorback career ... Was named SEC Freshman of the Week for his effort against South Dakota State and Wisconsin-Milwaukee ... Scored at least one run in each of the team's five games that week ... First multi-hit game of career came against Centenary (3.30) when he had three hits ... In Arkansas' record-setting outburst against Saint Louis (4.7), had three RBI, three runs and two hits including a home run ... Started the final four games of the season ... Made a diving catch against Washington State (6.7) in finale of the Fayetteville Regional, saving an extra-base hit in the bottom of the seventh ... In game one of the Tempe Super Regional against top-ranked Arizona State (6.12), put Arkansas ahead with a two-run homer in the top of the sixth ... Finished the super regional with three RBI.

Summer Baseball

2011: Played for the Glacier Pilots in the Alaska Baseball League ... Appeared in 37 games, including 33 starts and hit .224 with a home run and eight RBI ... Went 9-for-11 in stolen base attempts. **2010:** Played for the Yarmouth-Dennis Red Sox of the Cape Cod League ... Was teammates with former Razorback DJ Baxendale ... Hit .239 with a homer and 11 RBI ... Helped the Red Sox to a spot in the Cape Cod Baseball League playoffs.


Alma High School

Three-time all-conference and two-time all-state performer ... Named the Class 5A West Newcomer of the Year and selected to the all-area team as a freshman ... As a junior, was named the Offensive Player of the Year ... Helped lead his team to a pair of Class 5A West semifinal berths and one quarterfinal appearance ... Totaled 108 hits with 11 triples and 16 home runs during his prep career ... Holds the Alma single-season record for home runs, triples, hits, RBI and walks ... Two-sport standout ... All-conference, all-state and Class 5A West Offensive Player of the Year on the football field as a senior.

Personal

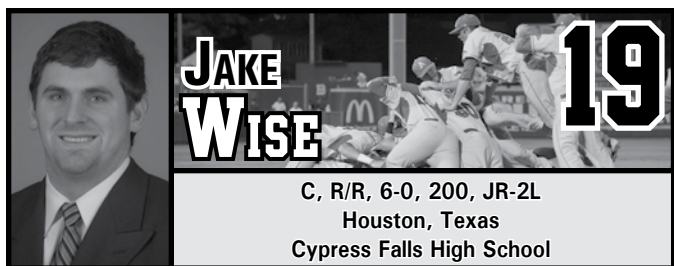
Son of Mike and Sarah Vinson ... Has one sister, Olivia ... Majoring in communication.





Vinson's Career Statistics

| Year | Avg | GP | GS | AB | R | H | 2B | 3B | HR | RBI | TB | SLG% | BB | HBP | SO | GDP | OB% | SF | SH | SB | ATT | PO | A | E | FLD% |
|--------------|-------------|------------|-----------|------------|-----------|-----------|-----------|----------|----------|-----------|-----------|-------------|-----------|----------|-----------|----------|-------------|----------|----------|----------|----------|------------|----------|----------|-------------|
| 2010 | .204 | 46 | 23 | 93 | 24 | 19 | 3 | 2 | 3 | 15 | 35 | .376 | 18 | 2 | 31 | 0 | .339 | 2 | 3 | 2 | 2 | 46 | 0 | 1 | .979 |
| 2011 | .221 | 27 | 22 | 77 | 9 | 17 | 5 | 1 | 2 | 8 | 30 | .390 | 9 | 0 | 29 | 1 | .302 | 0 | 2 | 2 | 2 | 34 | 0 | 1 | .971 |
| 2012 | .217 | 49 | 36 | 120 | 16 | 26 | 5 | 1 | 0 | 13 | 33 | .275 | 24 | 0 | 37 | 0 | .345 | 1 | 1 | 2 | 5 | 79 | 2 | 1 | .988 |
| TOTAL | .214 | 122 | 81 | 290 | 49 | 62 | 13 | 4 | 5 | 36 | 98 | .338 | 51 | 2 | 97 | 1 | .332 | 3 | 6 | 6 | 9 | 159 | 2 | 3 | .982 |



Career Highs

| Category | Highs | Opponent (last time) | Date |
|----------|-------|---------------------------|---------|
| At Bats | 5 | 2x (at Ole Miss) | 4/22/12 |
| Runs | 4 | vs. Villanova | 2/19/12 |
| Hits | 3 | 2x (at Ole Miss) | 4/22/12 |
| RBI | 3 | 2x (vs. Kent State) | 6/16/12 |
| HR | 1 | 3x (vs. Kent State) | 6/16/12 |
| BB | 2 | 5x (at Mississippi State) | 3/24/12 |
| SB | 1 | 2x (vs. Kentucky) | 4/14/12 |
| K | 3 | 2x (at Rice) | 6/2/12 |

Coach Van Horn on Wise

"Jake had a tremendous fall. We see him improving all the time. He put together his best fall since he's been here. Defensively, he continues to get better and better. He has a tremendous arm. We're looking for Jake to have a big junior year."

2012 (Sophomore)

Played in 60 games, including 49 starts, and hit .244 with two homers and 25 RBI ... Started the first and third games of the series against Villanova (2.17-2.19) and went 3-for-5 with five runs scored and two RBI ... Hit his first homer of the season, drove in two runs, and scored a career-high four runs in the series finale against the Wildcats ... Also drew four walks in the series ... Drew the game-winning bases loaded walk in the bottom of the ninth in series opener against Northwestern State (2.21) ... Went 3-for-9 in series against Valparaiso (2.24-2.26) with two RBI and a run scored ... Hit .400 during the Houston College Classic (3.2-3.4), recording a pair of hits against Texas Tech and Houston ... Had a hit and a RBI, along with the first stolen base of his collegiate career, in series finale against Binghamton (3.10) ... Batted .300 (3-for-10) in the series against Alabama (3.16-3.18) with a pair of RBI and three runs scored ... Drew the game-winning walk in the 12th inning of the series opener vs. the Crimson Tide ... Had two hits and a RBI in the series finale at Mississippi State (3.25) ... Tied a career high with three hits, drove in two runs and scored twice in series finale at Ole Miss (4.22) ... Went 2-for-6 with two RBI and two runs scored in the series vs. Auburn (5.10-5.12) ... Drove in the game-winning run with a two-out ninth inning RBI single in the second game of the series vs. the Tigers ... Hit .286 (2-for-7) with two RBI and two runs scored in the Houston Regional (6.1-6.3) ... Drove in the game-winning run with a RBI single in the 10th inning of game three of the Waco Super Regional at No. 4 Baylor (6.11) ... Started all four games of the College World Series ... Hit second homer of the season and tied a career-high with three RBI in win over Kent State (6.16).

2011 (Freshman)

Played in 21 games, with 11 starts, and hit .163 with a homer and five RBI ... Made collegiate debut against Delaware State (2.19-2.20), coming off the bench in the second and third games of the series ... Recorded first hit and RBI of his career in second game of series with McNeese State (3.2), going 1-for-3 with a run driven in ... Was a perfect 3-for-3 and laid down a sacrifice bunt in win at Missouri State (4.12) ... Hit first home run of collegiate career in second game of series vs. Mississippi State (4.16) and finished the game with three RBI ... Started opener of midweek series against Southeast Missouri State (5.3) and went 1-for-4 with a RBI and a run scored.

Summer Baseball

2012: Played for the Orleans Firebirds of the Cape Cod Baseball League ... Played in five games and hit .188 ... Was teammates with junior infielder Dominic Ficociello. **2011:** Played for the Duluth Huskies of the Northwoods League ... Saw time in 21 games for the Huskies and led the team with a .364 batting average ... Also added a homer and 11 RBI.

Cypress Falls High School

Helped the junior varsity team to an undefeated season his freshman year ... Three-year letterwinner ... Received all-district honorable mention following his sophomore year ... Hit .403 with seven home runs and 25 RBI during junior season ... Selected to the all-district team and named hitter of the week by Houston 5A Baseball as a junior ... Batted .504 with 11 home runs and 52 RBI during senior season ... Earned first team all-district and first team all-greater Houston honors as a senior.

Personal

Son of Doug and Lois Wise ... Has one brother, Mitchell ... Majoring in economics.





Wise's Career Statistics

| Year | Avg | GP | GS | AB | R | H | 2B | 3B | HR | RBI | TB | SLG% | BB | HBP | SO | GDP | OB% | SF | SH | SB | ATT | PO | A | E | FLD% |
|--------------|-------------|-----------|-----------|------------|-----------|-----------|-----------|----------|----------|-----------|-----------|-------------|-----------|----------|-----------|----------|-------------|----------|-----------|----------|----------|------------|-----------|----------|--------------|
| 2011 | .163 | 21 | 11 | 43 | 3 | 7 | 0 | 0 | 1 | 5 | 10 | .233 | 2 | 0 | 8 | 1 | .200 | 0 | 3 | 0 | 1 | 58 | 7 | 0 | 1.000 |
| 2012 | .244 | 60 | 49 | 164 | 27 | 40 | 10 | 0 | 2 | 25 | 56 | .341 | 19 | 6 | 40 | 0 | .337 | 4 | 7 | 2 | 3 | 379 | 59 | 0 | 1.000 |
| TOTAL | .227 | 81 | 60 | 207 | 30 | 47 | 10 | 0 | 3 | 30 | 66 | .319 | 21 | 6 | 48 | 1 | .311 | 4 | 10 | 2 | 4 | 437 | 66 | 0 | 1.000 |



Career Highs

| Category | Highs | Opponent (last time) | Date |
|-----------------|-------|----------------------|---------|
| Innings Pitched | 3.0 | vs. Missouri | 5/1/12 |
| Hits | 4 | at Baylor | 6/9/12 |
| Runs | 2 | at Baylor | 6/9/12 |
| Earned Runs | 1 | 5x (at Baylor) | 6/9/12 |
| Walks | 2 | 2x (vs. Auburn) | 5/12/12 |
| Strikeouts | 3 | 2x (vs. Missouri) | 5/1/12 |

Coach Van Horn on Wright

"Tyler's really made a jump for us. He's turned the corner mentally. He was sparingly used last year, but I think his role can really develop after seeing how he pitched this fall. He had a good summer pitching in the Alaska Baseball League. He came back this fall and threw a lot of strikes. His breaking ball is better and he has a good changeup. I think he'll have a much bigger role than he had as a junior."

2012 (Junior)

Pitched in 16 games, all in relief, and had a 1-0 record with a 2.60 ERA ... Fanned 19 batters in 17.1 innings and held the opposition to a .234 batting average ... Made first appearance as a Razorback in second game of Villanova (2.18) series, pitching a perfect inning with a strikeout ... Pitched in the second game of the Northwestern State (2.22) series and threw a scoreless inning with two strikeouts ... Threw a scoreless inning in relief against BYU (2.29), striking out one and allowing two hits ... Retired both batters he faced, including one strikeout, in relief appearance in series finale against Binghamton (3.10) ... Tossed a hitless inning out of the bullpen against Nevada (3.21) ... Struck out the side in a hitless inning of work vs. Oral Roberts (4.24) ... Turned in a season-long relief outing in series opener vs. Missouri (5.1), throwing three shutout innings and striking out three ... Earned first win of the season in middle game of the South Carolina (5.5) series, tossing 1.2 hitless innings with two strikeouts ... Pitched a scoreless ninth inning with a strikeout in series-opening win at Tennessee (5.17).

Summer Baseball

2012: Played for the Anchorage Bucs in the Alaska Baseball League ... Posted a 1-3 record with a 2.54 ERA in nine appearances ... In 28.1 innings, Wright struck out 37 batters and held opponents to a .222 batting average.

San Jacinto Community College

Ranked 91st on the Top 100 JUCO prospects for the 2011 MLB Draft by *Perfect Game* ... Named to the all-region XIV South Conference Team and third-team NJCAA All-American following the 2011 season ... Posted a 10-1 record with a 2.69 ERA in 2011.

Mayde Creek High School

Earned first team all-district 17-5A honors in 2009 ... Named honorable mention all-district 17-5A as a junior ... Also played football in high school.

Personal

Son of Stacy and Melissa Wright ... Has one sister, Carly ... Majoring in sports management.





Wright's Career Statistics

| Year | Avg | GP | GS | AB | R | H | 2B | 3B | HR | RBI | TB | SLG% | BB | HBP | SO | GDP | OB% | SF | SH | SB | ATT | PO | A | E | FLD% |
|--------------|-------------|----------|----------|----------|----------|----------|----------|----------|----------|----------|----------|-------------|----------|----------|----------|----------|-------------|----------|----------|----------|----------|----------|----------|----------|--------------|
| 2012 | .000 | 0 | 0 | 0 | 0 | 0 | 0 | 0 | 0 | 0 | 0 | .000 | 0 | 0 | 0 | 0 | .000 | 0 | 0 | 0 | 0 | 0 | 4 | 0 | 1.000 |
| TOTAL | .000 | 0 | 0 | 0 | 0 | 0 | 0 | 0 | 0 | 0 | 0 | .000 | 0 | 0 | 0 | 0 | .000 | 0 | 0 | 0 | 0 | 0 | 4 | 0 | 1.000 |

| Year | ERA | W | L | App | GS | CG | SHO | CBO | SV | IP | H | R | ER | BB | SO | 2B | 3B | HR | BF | B/Avg | WP | HBP | BK | SFA | SHA |
|--------------|-------------|----------|----------|-----------|----------|----------|----------|----------|----------|-------------|-----------|----------|----------|-----------|-----------|----------|----------|----------|-----------|-------------|----------|----------|----------|----------|----------|
| 2012 | 2.60 | 1 | 0 | 16 | 0 | 0 | 0 | 3 | 0 | 17.1 | 15 | 6 | 5 | 12 | 19 | 3 | 0 | 1 | 77 | .234 | 2 | 1 | 0 | 0 | 0 |
| TOTAL | 2.60 | 1 | 0 | 16 | 0 | 0 | 0 | 3 | 0 | 17.1 | 15 | 6 | 5 | 12 | 19 | 3 | 0 | 1 | 77 | .234 | 2 | 1 | 0 | 0 | 0 |

**JOSH
ALBERIUS**

41

INF, R/R, 5-11, 170, FR-HS
Little Rock, Ark.
Little Rock Christian Academy

Coach Van Horn on Alberius

"Josh is a good infielder that possesses a very strong arm. He showed signs this fall of being able to swing the bat. Right now, we're not sure if he'll play or redshirt this season. He's played well enough where if we had an injury or two, he would have the chance to play as a true freshman."

Little Rock Christian Academy

Earned all-state recognition twice in his high school career and was a four-time all-conference honoree ... Selected to the All-Arkansas team by the *Arkansas Democrat-Gazette* ... Twice named to the central U.S. super regional team by the National Christian School Athletic Association ... Selected to play in the 2012 Arkansas High School Coaches Association All-Star Game ... Also played basketball, football and golf at Little Rock Christian.

Personal

Son of Randy and Lisa Alberius ... Has two brothers, Nate and Cole ... Majoring in biology.

**HAYDEN
BARNETT**

26

RHP, R/R, 6-3, 200, FR-HS
Houston, Texas
Stratford High School

Coach Van Horn on Barnett

"Hayden had some good outings during the fall. We're going to see how his role develops in the spring. If we don't see him pitching enough to use his freshman year, there's a possibility that we could redshirt him. We think he has a bright future."

Stratford High School

Ranked as a top-500 recruit nationally and 61st-best prospect in the state of Texas in the class of 2012 according to *Perfect Game* ... Named to 2012 Rawlings preseason second team Texas all-region team ... Selected to 2011 *Perfect Game* preseason high school underclassmen All-American honorable mention team ... Earned all-district honors three times, including first-team recognition as a senior ... Also played football for three years at Stratford High School.

Personal

Son of Jon and Ginger Barnett ... Has a brother, McCaul, and two sisters, Cameron and Parker ... Majoring in finance.

**THOMAS
ALTIMONT**

40

RHP, R/R, 6-0, 185, JR-TR
Southlake, Texas
Southlake Carroll High School/McLennan CC

Coach Van Horn on Altimont

"Thomas is a middle reliever that possesses a very good breaking ball that he can throw for a strike anytime he wants. He brings a little energy on the mound. Thomas had a good fall for us."

McLennan Community College

Pitched in 13 games as a sophomore and had a 7-5 record with a 2.71 ERA with 71 strikeouts in 83 innings ... Led the team in innings pitched and was second in wins ... Appeared in 11 games as a freshman and compiled a 4-1 record with a 1.78 ERA ... Struck out 47 in 50.2 innings as a freshman ... Helped McLennan to a conference title in 2011.

Southlake Carroll High School

Named to the 2010 Rawlings preseason honorable mention Texas all-region team by *Perfect Game* ... Earned honorable mention all-state honors in 2007 ... High school team finished as state runner-up in his sophomore season.

Personal

Son of David and Margaret Altimont ... Has a brother, Chris and a sister, Lauren ... Majoring in finance.

**BLAKE
BAXENDALE**

24

C, R/R, 6-3, 215, FR-HS
Rogers, Ark.
Rogers Heritage High School

Coach Van Horn on Baxendale

"Blake had a tremendous fall catching. We could tell he was having some arm issues. He had Tommy John surgery at the end of the fall. He'll redshirt this year and do all he can to be around the team. Blake will be rehabbing his arm and getting ready for next season."

Rogers Heritage High School


Ranked as the 233rd-best prospect nationally and the fourth-best prospect in the state of Arkansas in the class of 2012 by *Perfect Game* ... Named 2012 Baseball Player of the Year and was selected to the All-Arkansas team by the *Arkansas Democrat-Gazette* ... Three-time all-state selection and earned all-conference honors all four years of his high school career ... Hit .481 during his senior year with six homers and 39 RBI ... Set school record with a .500 batting average as a junior and added seven home runs and 46 RBI ... Helped his team to three conference championships and a state runner-up finish in his senior year ... Selected to play in the 2012 Arkansas High School Coaches Association All-Star Game.


Personal

Son of Greg and Shea Baxendale ... Has two brothers, DJ and Brooks, and one sister, Bailey ... DJ played for the Razorbacks from 2010-12 and is currently in the Minnesota Twins organization ... Majoring in recreation and sport management.



NEWCOMERS



**JALEN
BEEKS****49**

LHP, L/L, 5-11, 180, SO-TR
Prairie Grove, Ark.
Prairie Grove High School/Crowder JC

Coach Van Horn on Beeks

"Jalen is a hard-throwing left hander with a very good changeup. I think he has a chance to be a long reliever and a spot starter. His role could develop more as the season progresses. He had a very good fall and we're excited he's here."

Crowder Junior College


Pitched in 19 games and compiled a 6-3 record with one save and a 3.32 ERA ... Struck out 90 batters in 78.2 innings.


Prairie Grove High School

Earned all-state honors twice in his career and was a four-time all-conference selection ... Named to the all-state tournament team in 2010 and 2011 ... Selected to the All-Arkansas team by the *Arkansas Democrat-Gazette* in both 2010 and 2011 ... Struck out 21 batters in a game during his junior season ... Selected to play in the 2011 Arkansas High School Coaches Association All-Star Baseball Game ... Helped his team to a runner-up finish in the state tournament as a senior.

Personal

Son of Scott and Sheri Beeks ... Has one sister, Lacey, and one brother, Chase Copeland ... Majoring in kinesiology.



**CLAYTON
BOOTH****18**

OF, R/R, 6-0, 185, FR-HS
Little Rock, Ark.
Little Rock Central High School

Coach Van Horn on Booth

"Clayton will redshirt this season. He showed some very good offensive signs in the fall. He's a good runner and throws pretty well. He showed some signs offensively that he has a chance to get in the lineup in the future."

Little Rock Central High School

Three-time all-conference selection and named to the 7A all-state tournament team in 2011 and 2012 ... Named to the 2012 Rawlings preseason all-southeast region team honorable mention ... Helped his team to the state tournament all four years of his high school career.

Personal

Son of Tommy and Misty Booth ... Has one brother, Trey ... Has not declared a major.



**JORDAN
FARRIS**

12

INF, R/R, 6-3, 205, FR-HS
Ventura, Calif.
St. Bonaventure High School

Coach Van Horn on Farris

"Jordan came in and got off to a slow start this fall, but picked it up at the end. He's a very good defender. He's a big, strong kid that can run. If the bat continues to develop, I think he has a chance to get in the lineup as a freshman and play a lot down the road. This season, I see him as more of a utility guy for us. He can play second, shortstop or third. He's got a bright future."

St. Bonaventure High School

Three-time all-conference and all-district selection ... Earned league MVP honors as a senior after hitting .432 with five homers and 40 RBI ... Hit .438 with eight homers and 37 RBI in his junior season ... Finished his career with 15 homers, which is the most in school history ... Helped his team to the state tournament semifinals as a senior ... Along with baseball, also played basketball and football ... Won a football state championship as a freshman.

Personal

Son of Brian and Gina Farris ... Has one brother, KC Serna ... Majoring in recreation and sports management.

**ISAAC
HELLBUSCH**

28

INF/OF, R/R, 6-3, 210, FR-HS
Edmond, Okla.
Deer Creek High School

Coach Van Horn on Hellbusch

"Isaac has come in and shown that he can swing the bat from the right side. He can play first base, in the outfield or DH. He was one of the top doubles hitters on the team in the fall. I like his approach at the plate. He goes up there and doesn't get cheated. He'll be one of a few freshmen that could see substantial time this year."

Deer Creek High School

Received the Ferguson Jenkins Award, which goes to the top five high school baseball players in the state of Oklahoma ... Named to the 2012 Rawlings preseason all-west region second team ... Earned all-conference honors three times and was named all-state honorable mention after his junior season ... Hit .362 with nine homers and 56 RBI and went 9-0 on the mound with a 2.11 ERA as a junior ... Team qualified for the state tournament each of his four years, including a runner-up finish as a junior ... Was teammates with sophomore infielder/outfielder Brian Anderson ... Also played football and basketball in high school.

Personal

Son of Dana and Joyce Hellbusch ... Has one sister, Holli ... Majoring in business economics.

**BRIAN
HELDMAN**

38

RHP, R/R, 6-3, 180, R-FR-RS
Round Rock, Texas
Stony Point High School

Coach Van Horn on Heldman

"Brian is a submarine style pitcher. He's a situational pitcher that we feel can come in, get some ground balls and induce some double plays. We see his role as a matchup guy out of the bullpen."

2012 (Freshman)

Heldman redshirted the 2012 season.

Summer Baseball

2012: Played in the Northwoods League for the Battle Creek Bombers ... Compiled a 1-2 record with a save and a 2.12 ERA in 28 appearances ... Struck out 18 in 29.2 innings of work.

Stony Point High School

Earned first-team all-district 16-5A honors in 2011 ... Helped his team to district 16-5A championships in his freshman and senior seasons ... Holds the school record for career saves (13), single-season saves (7, 2010) and single-season appearances (23, 2011) ... Appeared in 43 games in his career and had an 8-2 record with a 1.02 ERA ... Selected to play in two Texas High School Coaches Association All-Star Games ... Played with Team Texas in the 2011 Heartland Baseball Classic.

Personal

Son of Sean and Karen Heldman ... Has two brothers, Andrew and Curtis ... Majoring in criminal justice.

**TREY
KILLIAN**

33

RHP, R/R, 6-2, 190, FR-HS
Mountain Home, Ark.
Mountain Home High School

Coach Van Horn on Killian

"Trey is a big, strong right-handed pitcher. He came in this fall and showed maturity right away. He showed the coaches and his teammates that he's going to be ready to help us as a true freshman, whether it's as a starter or in the bullpen. He could get a lot of innings this year. We're looking forward to him having a good freshman year."


Mountain Home High School

Ranked as the top prospect in the state of Arkansas and the 117th-best prospect in the country in the class of 2012 by *Perfect Game* ... Named a 2012 third-team Rawlings high school preseason All-American ... Selected as the 2012 Arkansas Gatorade Player of the Year ... Named to the All-Arkansas team by the *Arkansas Democrat-Gazette* ... Three-time all-state and all-conference selection ... Named to the all-state tournament team as a senior ... Went 8-1 with a 0.88 ERA and 138 strikeouts as a senior ... Played in the 2011 Under Armour All-American Game at Wrigley Field ... Helped his team to the state quarterfinals as a sophomore and a senior and the state semifinals as a junior ... Also was a four-year starter for the Mountain Home basketball team.


Personal

Son of Robin and Barbara Killian ... Has three sisters, Alyssa, Kayla and Tyra McGowen and one brother, Preston O'Brien ... Majoring in recreation and sport management.





**JACKSON
LOWERY**



35

RHP, R/R, 6-0, 175, JR-TR
Little Rock, Ark.
Pulaski Academy/Meridian CC

Coach Van Horn on Lowery

"We see Jackson's role as being a middle reliever. His forte might be coming in and getting out right-handed hitters. He's got a good slider and throws a lot of strikes. That should be his role throughout the season."

Meridian Community College

Pitched in 13 games and had a 2-3 record with two saves and a 4.03 ERA ... Averaged more than a strikeout per inning, fanning 30 in 22.1 innings ... Was teammates with junior infielder Johnny Tolson.

University of Central Arkansas


Appeared in 15 games, all in relief, and posted a 1-1 record with 4.66 ERA ... Struck out 13 in 19.1 innings.

Pulaski Academy


Earned all-conference honors twice in his high school career ... Helped Pulaski Academy to a conference championship as a senior ... Also played football in high school and helped the Bruins to a state championship as a junior.

Personal

Son of Dr. Curtis and Ellen Lowery ... Has two brothers, Trey and Peter ... Majoring in marketing.



**ADAM
MEYER**



48

LHP, L/L, 6-2, 190, FR-HS
Azle, Texas
Azle High School

Coach Van Horn on Meyer

"Adam had Tommy John surgery his senior year of high school. We're using this as a redshirt year for him to rehab his arm. We look forward to him getting on the mound in 2014."

Azle High School

Named to 2012 Rawlings preseason second team Texas all-region team ... Two-time all-conference selection ... Pitched in 28 games during his high school career and posted a 7-10 record with a 2.19 ERA and 131 strikeouts ... In his junior season, had a 0.89 ERA with a 3-6 record and 68 strikeouts ... Also played basketball for one year.

Personal

Son of Jeffrey and Barbara Meyer ... Has two brothers, Kyle and Nick ... Majoring in management.



**BRETT
McAFEE**



5

INF, R/R, 6-0, 180, SO-TR
Longview, Texas
Pine Tree High School/Panola JC

Coach Van Horn on McAfee

"Brett had a tremendous fall for us. If you go off of fall practice, he won the shortstop job and will probably get first shot at it. Brett is a player we brought in to help solidify our infield. He's a very good defender with a plus arm. He showed some knack to hit the ball in the gap. We're looking for him to have a big season."

Panola Junior College

Hit .291 with a home run, five doubles and seven RBI in 16 games played ... Missed most of the season with an injury.

Pine Tree High School


Ranked as the 489th-best prospect nationally and the 54th-best prospect in the state of Texas in the class of 2011 by *Perfect Game* ... Hit at least .450 in each season ... As a junior, hit .453 with two homers, 10 doubles and 21 RBI ... Went 25-for-26 in stolen base attempts ... Set career highs in both RBI and stolen bases as a junior.

In the Draft


2012 - Tampa Bay Rays, 36th round (1,112th overall)
2011 - Tampa Bay Rays, 16th round (510th overall)

Personal

Son of Shawn and Karen McAfee ... Has two brothers, Hayden and Ryan ... Majoring in kinesiology.



**COLIN
POCHE**



15

LHP, L/L, 6-3, 195, FR-HS
Flower Mound, Texas
Marcus High School

Coach Van Horn on Poché

"Colin was a highly touted left hander coming out of high school. He had an up and down fall. He's worked hard in the offseason. We see him being a starter for us in midweek games and pitching out of the bullpen on the weekends. His role could really develop as he shows us what he can do."

Marcus High School


Ranked as the 489th-best recruit nationally and the 59th-best prospect in the state of the Texas in the class of 2012 according to *Perfect Game* ... Selected as the Pitcher of the Year by the *Dallas Morning News* and earned third-team all-state recognition ... Pitched in 12 games during his senior season and had a 7-3 record with a 0.21 ERA, 97 strikeouts and six complete games ... Set the school single-season record for strikeouts and ERA.

In the Draft


2012 - Baltimore Orioles, 5th round (162nd overall)

Personal

Son of Dan and Susan Poché ... Has one brother, Corey ... Has not declared a major.



**JEAN
RAMIREZ**


27

C, R/R, 6-0, 210, R-FR-RS
Ft. Worth, Texas
Boswell High School

Coch Van Horn on Ramirez

"Jean has done a very good job of getting himself in good shape. He seems to be getting better and better, especially with the bat. We feel like he'll be right there with Jake Wise backing him up. He'll get a lot of starts this year when Jake needs a rest."

2012 (Freshman)

Ramirez redshirted the 2012 season.

Summer Baseball


2012: Played for Team Vegas in the California Collegiate League ... Hit .236 with three doubles, a triple, a home run and 15 RBI ... Had a .427 on-base percentage.

Boswell High School


Ranked 262nd nationally in the class of 2011 by *Perfect Game* ... Named 2011 Rawlings preseason All-America honorable mention ... Earned district 6-4A Offensive Player of the Year and team MVP honors following the 2009 and 2010 season ... Named to the *Fort Worth Star-Telegram's* Super Team second team ... Attended the *Perfect Game* National Showcase in 2010 and 2011.

Personal

Son of Carlos and Antonia Ramirez ... Father is an assistant baseball coach at Cedar Valley College ... Has one brother, Anthony ... Majoring in kinesiology.



**GARRETT
RUCKER**


14

OF, L/R, 6-1, 185, FR-HS
Arkadelphia, Ark.
Arkadelphia High School

Coch Van Horn on Rucker

"Garrett put together a pretty good fall. He was a tough luck hitter, but played very good defense. We're not exactly sure what his role will be this season. He could play this season or we might redshirt him. We feel like he's going to be a big part of our program in the future."


Arkadelphia High School

Ranked as a top-500 recruit nationally and the sixth-best recruit in the state of Arkansas in the class of 2012 by *Perfect Game* ... Named a 2012 honorable mention Louisville Slugger preseason high school All-American and to the 2012 Rawlings preseason all-southeast region second team ... Three-time all-state selection and four-time all-conference honoree ... Selected to the All-Arkansas team by the *Arkansas Democrat-Gazette* in 2011 and 2012 ... Picked to play in the Arkansas High School Coaches Association All-Star Game ... Also was an all-state selection while playing football at Arkadelphia High School.

Personal

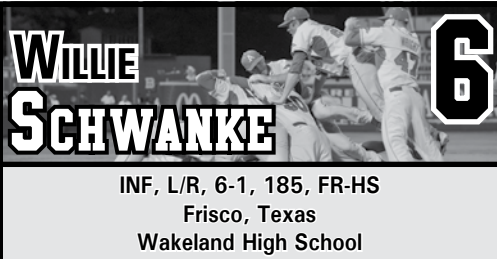
Son of Rob and Gari Rucker ... Has one brother, Griffin ... Has not declared a major.



**WILLIE
Schwanke**

INF, L/R, 6-1, 185, FR-HS
Frisco, Texas
Wakeland High School



Coach Van Horn on Schwanke

"Willie is one of our top freshman recruits. With the fall that he put together offensively and the strides that he made defensively, he has a chance to play a lot, if not everyday. He could play third base, first base or DH for us. He's mature for his age offensively. He knows the strike zone. I think that's what he does better than a lot of young guys coming in, he lays off a lot of border line pitches. He does have a lot of power. We think that he should be a mainstay in the lineup before the season is over."

Wakeland High School

Ranked as the 244th-best recruit nationally and 27th-best recruit in the state of Texas in the class of 2012 according to *Perfect Game* ... Named a first-team high school All-American by Louisville Slugger ... Selected as the Hitter of the Year by the *Dallas Morning News* after hitting .420 as a senior with four homers and 41 RBI ... Posted a .588 on-base percentage in his senior season ... Hit .477 in his junior season with 10 homers and 48 RBI ... Also excelled on the mound as he was 28-2 with a 1.79 ERA and 226 strikeouts in his high school career ... Received all-state honors three times in his high school career ... Helped his team to the state semifinals as a sophomore.

Personal

Son of Jim and Stephanie Schwanke ... Has one sister, Leslie ... Majoring in marketing.



**MIKE
Sisco**

RHP, R/R, 6-4, 215, JR-TR
Fayetteville, Ark.
Fayetteville High School/Crowder JC



Coach Van Horn on Sisco

"Mike will redshirt this spring. He's had some arm problems. He transferred from Crowder College and had surgery after pitching there. He had another surgery during the fall. We'll use a medical redshirt on him this year and try to get him ready for the 2014 season."

Crowder Junior College

Pitched in 16 games as a sophomore and went 12-1 with a 2.02 ERA ... Struck out 93 in 89 innings of work ... Earned honorable mention All-America honors, all-region honors and was selected as the team's outstanding pitcher ... Appeared in 17 games during his freshman year and was 7-2 with one save and a 6.26 ERA ... Helped his team to the NJCAA World Series as a freshman.

Fayetteville High School

Earned all-state and all-conference honors as a senior ... Named the MVP of the 7A state tournament as he helped Fayetteville win its fourth straight state championship ... Selected to the 2009 All-Arkansas team by the *Arkansas Democrat-Gazette* ... Helped his high school team to four consecutive state titles.

Personal

Son of Mike and Wendy Sisco ... Father played baseball at the University of Arkansas in 1986 and 1987 ... Has three brothers, Chad, Daniel and Stephen and three sisters, Katie, Felicia and Gabrielle ... Majoring in kinesiology.



**LANDON
SIMPSON**

RHP, R/R, 5-10, 180, R-FR-RS
Magnolia, Ark.
Magnolia High School



Coach Van Horn on Simpson

"Landon redshirted his freshman season. He had knee surgery his senior year of high school from a football injury he suffered and had some arm issues. He's come back and thrown extremely well for us. He possesses a moving fastball with some sink and life. He's also got a good breaking ball. Right now, we see his role as a middle reliever, but his role could really develop as the season goes on."

2012 (Freshman)


Simpson redshirted during the 2012 season ... Named to SEC First-Year Academic Honor Roll.

Magnolia High School

Named to the *Arkansas Democrat-Gazette* All-Arkansas Team ... Led his team to the 2011 Class 5A state championship where he was named the tournament MVP ... Simpson had two complete game victories in the state tournament, including in the title game ... Earned 5A all-state and all-state tournament honors in 2010 ... Twice named all-conference ... Also played football in high school.


Personal

Son of Keith and Tena Simpson ... Has one brother, Hayden, who was a first round draft pick of the Chicago Cubs in 2010 ... Majoring in journalism.



**TYLER
Spoon**

OF/INF, R/R, 5-11, 190, R-FR-RS
Van Buren, Ark.
Van Buren High School



Coach Van Horn on Spoon

"Tyler had a great fall, picking up where he left off after summer ball. He redshirted last spring. We were close to playing him last year, but I think it was the right decision. He went out and had a great summer in the Alaska Baseball League, leading the league in home runs and RBI. He has a very good opportunity to start in the outfield, probably right field. He can also play in the infield. We think that he'll hit in the top or middle of our order, help score some runs, drive in some runs and play solid defense."

2012 (Freshman)

Spoon redshirted the 2012 season.

Summer Baseball

2012: Played for the Anchorage Glacier Pilots in the Alaska Baseball League ... Hit .283 with a team-leading 10 home runs and 33 RBI ... Also led the team with 54 hits and tied for the team high with 11 doubles ... Ranked as the No. 2 prospect in the Alaska Baseball League by *Perfect Game* and the No. 5 prospect by *Baseball America*.

Van Buren High School

Twice named to the *Arkansas Democrat-Gazette* All-Arkansas team ... Earned all-state honors as a junior and helped his team to the 7A state championship game ... Named to the 7A all-state tournament team ... Selected to play for the East team in the 2011 Arkansas High School All-Star Game ... Was teammates with current Razorback junior pitcher Brandon Moore ... Also played basketball and football in high school.

Personal

Son of Rick and Robbie Spoon ... Has one sister, Danielle ... Majoring in recreation and sport management.

**TERRY
TATUM**

43

OF, R/R, 5-11, 175, FR-HS
Collierville, Tenn.
Houston High School

Coach Van Horn on Tatum

"Terry is an outfielder that possesses very good speed. We're trying to develop him offensively and have him use his speed and some of his tools. Terry will redshirt this spring."

Houston High School

Named Dandy Dozen Player of the Week twice in his senior season by the *Memphis Commercial Appeal* ... Helped his team to an 82-26 record over three seasons, the most wins in three seasons in school history ... High school team advanced to the state championship game as a sophomore ... Also played football in high school.

Personal

Son of Terrance and Jackie Tatum ... Father played football at the University of Arkansas from 1982-85 ... Has two brothers, Randy and Terrell ... Majoring in biology.

**JOHNNY
TOLSON**

7

INF, S/R, 6-0, 185, JR-TR
Lafayette, La.
St. Thomas More High School/Meridian CC

Coach Van Horn on Tolson

"Johnny was injured much of the fall and didn't get to practice much. There's a good chance that he'll redshirt this spring."

Meridian Community College

After missing much of his freshman season due to injury, Tolson played in 55 games as a sophomore and hit .358 with a home run, 16 doubles and 35 RBI ... Finished second on the team with a .441 on-base percentage and drew a team-leading 28 walks ... Earned first-team all-conference and all-region honors following his sophomore season ... Helped his team to a conference title as a sophomore ... Was teammates with junior pitcher Jackson Lowery.

St. Thomas More High School

Three-year starter for the Cougars ... Named 2010 Rawlings preseason southeast region honorable mention by *Perfect Game* ... Earned all-state honors in his senior season and also was named to the all-district team.

Personal

Son of John and Bessie Tolson ... Has one sister, Julie ... Majoring in economics.



BAUM STADIUM



When discussing the best college baseball facilities in the country, Baum Stadium is consistently among one of the first places mentioned. With room for more than 10,000 spectators, an impeccable playing surface and amenities that rival most minor league ballparks, it is the crown jewel of the collegiate ranks. Of course the physical properties of Baum Stadium are only a portion of the baseball experience with the remainder in the form of fans that flock to the corner of Razorback Road and 15th Street to watch their Razorbacks take on all comers.

Officially named Baum Stadium at George Cole Field at its dedication on May 3, 1996, the facility derives its name from primary backers as well as from the history of Razorback baseball. Arkansas' facility prior to Baum Stadium was George Cole Field, and the new park preserved the tradition with its current name.

In 1998, Baum Stadium received a special honor when it was named the nation's number one facility in *Baseball America's* poll of best college facilities. Five years later it took second in the same poll, cementing its legacy as one of the best facilities in the nation. Since its construction, Arkansas officials have received numerous solicitations by coaches and administrators from across the country for blueprints and tours of the Razorbacks' home ballpark in an attempt to capture some of its charm. Even though Baum Stadium has been replicated to some degree, no other place in the country has the atmosphere that Baum Stadium brings to college baseball which is why it has been the host to five NCAA Regionals and a NCAA Super Regional.

Baum Stadium was one of the nation's best facilities when it was constructed, but since then, it has undergone three renovations making it the envy of visiting teams. The first upgrade came prior to the 2003 season when the hitting and pitching cages were enclosed to ensure a place for Razorback players to practice year round. A total of 2,600 chair back seats were added to the park, 1,300 of which reside on each foul line.

Baum Stadium's second renovation came a year later as 12 luxury boxes, coaches' offices, a new scoreboard, and natural grass completely changed the feel of the park. A state-of-the-art scoreboard added full video, complete with a message center, and an analog clock was added to the right-center field gap, which stands 45-feet-high by 76-feet-wide. The original turf field of Baum Stadium's construction was torn out and rye grass was grown for the 2004 campaign, but replaced by a hybrid Bermuda in 2005. Part of the upgrades were made possible by contributions from the Willard and Pat Walker Charitable Foundation, Bob and Marilyn Bogle, the Pagnozzi Charities, John Tyson and Stan Ley.

The most recent major renovation to Baum Stadium came prior to the 2007 season as 20 luxury boxes were built, 1,000 chair back seats were added, restrooms constructed and the Hog Pen and picnic area expanded. A new ticket office, field lights and wall pads were added as well. The final set of upgrades to the park brought Baum Stadium's capacity to 10,737 seats with 8,237 of those coming from chair backs and 34 luxury boxes.

In the fall of 2011, future renovations to Baum Stadium were announced that will ensure that the stadium remains among the best in college baseball. Included in that is a baseball/track & field training facility, which was approved by the UA Board of Trustees in the fall of 2012. The new training facility will include a weight room, indoor batting cages and an indoor practice field. Future plans also call for luxury suites in left field and right field, a concourse that goes around the entire stadium, including a new center field entrance to the stadium and a new LED ribbon board.

The combination of the upgrades prior to the 2007 season and a top 10 baseball team produced then-record attendance numbers as Arkansas smashed its school record for the fourth straight year. The Razorbacks became the first team in NCAA history to average more





Quick Facts: BAUM STADIUM AT GEORGE COLE FIELD

- Architect:** HOK Sport
- Contractor:** Kinco, Inc.
- Capacity:** 10,737
- Chairback Seats:** 8,237
- Surface:** Natural bermuda-hybrid grass (installed 2005)
- Construction Cost:** \$8.9 million (initial - 1996)
- Parking:** 1,100 spaces
- Groundbreaking:** Oct. 12, 1994
- First Game:** April 13, 1996 (Arkansas 9, Auburn 2)
- Dedication:** May 3, 1996 (Arkansas 9, Alabama 3)
- Largest Crowd (All Games, Actual):** April 9, 2011 - 11,103 (Arkansas 4, LSU 3)
- Largest Crowd (Regular Season, Actual):** April 9, 2011 - 11,103 (Arkansas 4, LSU 3)
- Field Dimensions (L-LC-C-RC-R):** 320-375-400-365-320
- Grandstand Canopy:** Masted, cable-suspended
- Dugouts:** Built to major-league specifications with tunnel access to clubhouses
- Batter's Eye:** 40' x 80' wall behind center field
- Bullpens:** Allow field visibility
- Concourse:** Elevated, with unobstructed views of the playing field throughout from foul pole to foul pole.
- Restrooms:** On first- and third-base side of grandstand, in clubhouses, luxury boxes and in press box
- Concession Stands:** Eight (full-service)
- Hog Pen:** Area beyond left-field fence with 12 picnic tables and 40 grills
- Hog Heaven:** 98 premium, outdoor seats on the press box level
- Suites:** 34 luxury suites on press level
- Johnny Mike Walker Lounge:** Located on press level, accessible to Hog Heaven ticket holders and Swatter's Club members
- Press Box:** Two seating rows and spacious work area
- Press Level Booths:** Two radio booths and a television booth
- Sound System:** Includes on-demand access to sound effects and music
- Batting Cages:** Four, enclosed cages
- Tom Pagnozzi Clubhouse:** Includes big-screen television, lounge, oak lockers, pool table, custom chairs and tables.
- Umpire's Locker Room:** Includes dressing, shower and restrooms
- Offices:** Spacious coaches' offices located on third base line overlooking the field
- Training Room:** Adjacent to home clubhouse; includes two whirlpools
- Equipment Room:** With laundry facilities
- Novelty Stand:** Located behind home plate and on third-base side of grandstand
- Ticket Offices:** Located in Razorback Foundation building down the left-field line
- Fountain:** Natural water feature with underwater inlet and lighted fountain; located behind batter's eye
- Terrazzo Hog:** A Baum Stadium trademark; located outside the main entrance
- Scoreboard:** Stands 76 feet wide, 46 feet tall with video board, message center, traditional hand clock and four brick pillars

than 8,000 tickets sold per game (8,069) as its attendance over 33 home games was 266,270. Arkansas also set a then-school record for actual attendance with 198,218 (6,007 per game) passing through the gates.

In 2007, Razorback fans helped set the school and then-Southeastern Conference three-game series attendance record in the May 4-6 weekend series against LSU, with 30,564 tickets sold.

The superior attendance figures drawn to Baum Stadium allowed Fayetteville to host its third NCAA Regional in four years in 2007 and its fourth since 1999. Razorback fan support did not flounder as the regional was the best attended of all 16 sites, averaging 6,452 fans over its six games.

In April 2009, Baum Stadium played host to its first-ever No. 1 vs. No. 1 battle when the Razorbacks took on Arizona State. In game two of the midweek series, 11,014 fans were in attendance while 11,434 tickets were sold. Both numbers were then-facility records, topping the previous mark of 10,581 fans to see Arkansas defeat LSU in 2007.

The two-game series against the Sun Devils brought 17,300 fans through the turnstiles, a Razorback midweek record, and the 19,776 tickets sold were also a midweek series highmark.

Arkansas set a new attendance standard at Baum Stadium during the 2010 season as a record 292,734 tickets were sold to see the Razorbacks. Arkansas finished second in the country in both total attendance and average attendance (7,704). In part because of the great fan support, Arkansas was selected as an NCAA Regional host for the fifth time in program history. The regional drew more than 40,000 fans and attendance averaged 5,276 fans over the eight games.

Razorback fans continued to pack Baum Stadium in 2011 as Arkansas had six of the 20 largest crowds in school history in terms of tickets sold. The UA set a new single-game attendance record on April 9, 2011, when 11,103 fans crammed into Baum Stadium to see the Razorbacks defeat LSU 4-3 on James McCann's walk-off three-run homer in the bottom of the ninth.

The 2012 season saw Arkansas play a school-record 36 regular season home games. The Razorbacks finished second in the country in



average attendance and third in total attendance. A total of 260,468 tickets were sold over the 33 home dates, an average of 7,892 tickets sold per game. Arkansas sold more than 7,000 tickets for 23 of the team's 36 home games.

In 2004, Baum Stadium served as host to its second NCAA Regional and first NCAA Super Regional, drawing the largest total attendance in the nation for both events. The series-clinching win over Florida State drew 10,027 fans to Baum Stadium, eclipsing the previous night's record of 9,338, set less than 24 hours earlier. In all, a combined 58,138 attended the NCAA Regional and Super Regional during the 2004 season.

Arkansas' 2004 attendance numbers were no fluke as fans continued to pour into the ballpark. The 2005 and 2006 crowds continued to set records for both paid and actual attendance. While the NCAA and SEC recognize tickets sold as their method of ranking schools, Arkansas keeps both actual patrons as well as paid attendance figures and have seen steady increases in both areas.

In an informal study by the Baton Rouge (La.) *Advocate*, Arkansas led the nation in actual attendance between 2004 and 2007 and was edged by LSU in 2008 by 20 fans as patrons returned to Baton Rouge's Alex Box Stadium in its final season.

Baum Stadium is the culmination of a vision that was possible only through the dedication of former Arkansas head coach Norm DeBriyn, former UA Athletics Director Frank Broyles, and the contributions of Willard and Pat Walker and Charlie Baum families.

While the efforts of DeBriyn and Broyles have been instrumental in maintaining a state-of-the-art home for UA baseball since the original George Cole Field opened in 1975, it was the generosity of the Baums and Walkers that allowed Arkansas to abandon plans to renovate its former facility and replace it with a new standard in college baseball venues.

The support of the George Cole family has been an integral part of the program's growth since the former Razorback athlete, coach and athletics director donned the cardinal and white many years ago.

"Without the support of the Charlie Baum, Willard Walker and George Cole families, this wouldn't have been possible," DeBriyn said when Baum Stadium opened. "It's an incredible facility and there is not one like it anywhere in the country. There is no way to describe the excitement our players and coaches have when they take the field."

Representatives of all three families attended the groundbreaking ceremony on Oct. 12, 1994. Eighteen months later, Arkansas' Matt Carnes delivered Baum Stadium's first pitch to Auburn's Russell Whittenburg, completing the dream. The Razorbacks defeated the Auburn Tigers 9-2 in the stadium's inaugural contest.

Arkansas' Year-by-Year Record at Baum Stadium

| Year | Record |
|--------------|-----------------------|
| 1996 | 6-3 |
| 1997 | 26-7 |
| 1998 | 22-9 |
| 1999 | 25-5 |
| 2000 | 16-19 |
| 2001 | 19-8 |
| 2002 | 18-12 |
| 2003 | 22-8 |
| 2004 | 31-8 |
| 2005 | 19-9 |
| 2006 | 21-6 |
| 2007 | 22-10 |
| 2008 | 24-9 |
| 2009 | 23-12 |
| 2010 | 29-9 |
| 2011 | 24-7 |
| 2012 | 28-8 |
| Total | 375-149 (.716) |



Rivals.com 2008 College Baseball's Best Stadiums

| Facility | School |
|--|-------------------|
| Baum Stadium at George Cole Field | Arkansas |
| Reckling Park..... | Rice |
| Hawks Field..... | Nebraska |
| Dick Howser Stadium | Florida State |
| Polk-Dement Stadium..... | Mississippi State |
| UFCU Disch-Falk Field..... | Texas |
| Baylor Ballpark | Baylor |
| Oxford-University Stadium | Ole Miss |
| Plainsman Park | Auburn |
| Lubrano Park | Penn St. |

College Baseball's Best Facilities

2003 Baseball America Poll

| Facility | School |
|---|-----------------|
| 1. Plainsman Park | Auburn |
| 2. Baum Stadium at George Cole Field | Arkansas |
| 3. Baylor Ballpark | Baylor |
| 4. Hawks Field..... | Nebraska |
| 5. Alex Box Stadium | LSU |

1998 Baseball America Poll

| Facility | School |
|---|-------------------|
| 1. Baum Stadium at George Cole Field | Arkansas |
| 2. Rainbow Stadium | Hawaii |
| 3. Plainsman Park | Auburn |
| 4. Dudy Noble Field..... | Mississippi State |
| 5. Tony Gwynn Stadium | San Diego State |

2012 NCAA Attendance Leaders

Average Home Attendance

| Team | Dates | Total | Average |
|----------------------|-----------|----------------|--------------|
| 1. LSU | 44 | 472,391 | 10,736 |
| 2. ARKANSAS | 33 | 260,468 | 7,893 |
| 3. South Carolina | 39 | 295,389 | 7,574 |
| 4. Ole Miss | 32 | 239,099 | 7,471 |
| 5. Texas | 25 | 158,428 | 6,337 |
| 6. Mississippi State | 33 | 202,340 | 6,131 |
| 7. Florida State | 38 | 174,180 | 4,583 |
| 8. Clemson | 33 | 145,388 | 4,405 |
| 9. Texas A&M | 43 | 187,901 | 4,369 |
| 10. Creighton | 25 | 106,717 | 4,268 |

Total Home Attendance

| Team | Dates | Total | Average |
|----------------------|-----------|----------------|--------------|
| 1. LSU | 44 | 472,391 | 10,736 |
| 2. South Carolina | 39 | 295,389 | 7,574 |
| 3. ARKANSAS | 33 | 260,468 | 7,893 |
| 4. Ole Miss | 32 | 239,099 | 7,471 |
| 5. Mississippi State | 33 | 202,340 | 6,131 |
| 6. Texas A&M | 43 | 187,901 | 4,369 |
| 7. Florida State | 38 | 174,180 | 4,583 |
| 8. Texas | 25 | 158,428 | 6,337 |
| 9. Florida | 39 | 153,484 | 3,935 |
| 10. Clemson | 33 | 145,388 | 4,405 |



Top 20 All-Time Crowds (tickets sold)

| | | | |
|-----|-------------------|--------|-------------------|
| 1. | LSU | 11,462 | April 9, 2011 |
| 2. | Arizona State | 11,434 | April 8, 2009 |
| 3. | Mississippi State | 11,194 | April 16, 2011 |
| 4. | LSU | 10,727 | May 5, 2007 |
| 5. | LSU | 10,399 | May 4, 2007 |
| 6. | Ole Miss | 10,213 | May 21, 2011 |
| 7. | Ole Miss | 10,031 | May 18, 2007 |
| 8. | Florida State* | 10,027 | June 12, 2004 |
| 9. | Florida | 9,862 | May 7, 2011 |
| 10. | LSU | 9,854 | April 8, 2011 |
| 11. | Vanderbilt | 9,782 | April 11, 2009 |
| 12. | Ole Miss | 9,733 | May 19, 2007 |
| 13. | South Carolina | 9,622 | May 14, 2010 |
| 14. | Alabama | 9,615 | March 17, 2012 |
| 15. | Villanova | 9,601 | February 19, 2012 |
| 16. | Kentucky | 9,575 | April 14, 2012 |
| 17. | Oklahoma State\$ | 9,572 | June 2, 2007 |
| 18. | Ole Miss | 9,511 | May 20, 2005 |
| 19. | Kentucky | 9,455 | April 3, 2010 |
| 20. | LSU | 9,438 | May 6, 2007 |

* - NCAA Super Regional

\$ - NCAA Regional

Top 20 All-Time Crowds (actual)

| | | | |
|-----|-------------------|--------|----------------|
| 1. | LSU | 11,103 | April 9, 2011 |
| 2. | Arizona State | 11,014 | April 8, 2009 |
| 3. | Mississippi State | 10,784 | April 16, 2011 |
| 4. | LSU | 10,581 | May 5, 2007 |
| 5. | LSU | 10,147 | May 4, 2007 |
| 6. | Ole Miss | 10,084 | May 21, 2011 |
| 7. | Florida State* | 10,027 | June 12, 2004 |
| 8. | Ole Miss | 9,812 | May 18, 2007 |
| 9. | LSU | 9,712 | April 8, 2011 |
| 10. | Florida | 9,603 | May 7, 2011 |
| 11. | Oklahoma State\$ | 9,572 | June 2, 2007 |
| 12. | Ole Miss | 9,508 | May 19, 2007 |
| 13. | Florida State* | 9,338 | June 11, 2004 |
| 14. | Ole Miss | 9,227 | May 20, 2005 |
| 15. | South Carolina | 9,217 | May 14, 2010 |
| 16. | LSU | 9,203 | May 6, 2007 |
| | Vanderbilt | 9,203 | March 24, 2007 |
| 18. | Vanderbilt | 9,196 | April 11, 2009 |
| 19. | Kentucky | 9,173 | April 3, 2010 |
| 20. | Vanderbilt | 9,078 | March 23, 2007 |

* - NCAA Super Regional

\$ - NCAA Regional





TOP MOMENTS IN BAUM STADIUM HISTORY

The 2011 season marked the 15th anniversary of the opening of Baum Stadium. To celebrate the 15th anniversary of one of the best stadiums in college baseball, Razorback fans voted for the top 15 moments in Baum Stadium history. More than 4,000 votes were cast in the month of April online at ArkansasRazorbacks.com. The top 15 moments were revealed during home games in May culminating with the No. 1 moment in the regular season finale against Ole Miss. Baum Stadium opened for play on April 13, 1996 and has hosted more than 500 games in its first 16 years. The complete list of the top 15 moments in Baum Stadium history is below.

1. 2004 - Brady Toops hits a grand slam in the top of the ninth inning to beat Wichita State in the NCAA Fayetteville Regional. Arkansas went on to win the regional and advance to the College World Series.
2. 2004 - Arkansas sweeps Florida State in its first NCAA Super Regional to earn a trip to College World Series.
3. 2011 - James McCann hits a three-run walk-off home run in the bottom of the ninth inning to lead Arkansas to a 4-3 win over LSU in front of a record crowd of 11,462 fans and a national television audience on ESPNU.
4. 2008 - Pinch hitter Jacob House hits a walk-off grand slam in the bottom of the ninth inning to give Arkansas a 12-11 win over No. 13 South Carolina at Baum Stadium. The Razorbacks went on to sweep the Gamecocks in the weekend series.
5. The late Larry Shank, Baum Stadium public address announcer, singing the national anthem on Sundays and "Take Me Out to the Ball Game" during the seventh-inning stretch.
6. 2010 - Down to his last strike, Collin Kuhn hits a ninth-inning grand slam to lead Arkansas to a 17-16 comeback win over Kentucky on Easter Sunday.
7. 2009 - In a regular-season battle of No. 1 teams, Arkansas wins two mid-week games against Arizona State in front of record-breaking crowds at Baum Stadium.
8. 2001 - Arkansas sweeps No. 1 LSU in a three-game series at Baum Stadium.
9. 1998 - Arkansas rallies from an 11-run deficit in its final at-bat for an improbable win over South Carolina during a snow storm at Baum Stadium.
10. 2002 - Arkansas defeats South Carolina 8-7 in the longest game in Baum Stadium history (15 innings).
11. 2009 - Arkansas pitchers strike out a school-record 18 Missouri State batters.
12. 2010 - Arkansas hits a school record nine home runs in an NCAA Fayetteville Regional win over Grambling State.
13. 2010 - Arkansas bats around twice in the first inning, scoring a school-record 14 runs (in one inning) on its way to a 32-8 win over Saint Louis.
14. 1999 - Arkansas hosts its first NCAA Regional at Baum Stadium, defeating Delaware in the opening round.
15. 1998 - Arkansas defeats Eastern Illinois, 16-0, to give Arkansas head coach Norm DeBriyn his 1,000th career win.



GEORGE COLE FIELD



Named for the late Razorback shortstop and athletics director, George Cole Field served as Arkansas' home field from 1975 until 1996.

With a capacity of 3,000, George Cole Field was located just north of John McDonnell Field.

When it opened in 1975, George Cole Field enabled the Razorbacks to leave the field at the Washington County Fairgrounds and move into an on-campus facility for the first time.

Setting the trend for Arkansas having the finest college baseball park in the nation, George Cole Field was one of the few with artificial turf.


Donations from former Razorbacks Tim Lollar, Johnny Ray and Kevin McReynolds and their agent, Tom Selakovich, provided for the installation of lights at George Cole Field in 1985. On March 22 of that season, the Hogs defeated Southwest Conference rival Texas 5-4 in the first night baseball game on the Arkansas campus. Later that season, George Cole Field played host to the Southwest Conference Tournament for the first time. Arkansas defeated Texas 10-6 in the championship game to win its first - and still only - conference tournament title. The SWC tourney came to Fayetteville again in 1988.

When the Razorbacks entered the Southeastern Conference in 1992, UA officials recognized the need to improve the school's baseball facility. While plans originally called for the improvement of George Cole Field, generous donations from the Willard and Pat Walker and Charlie Baum families, along with former Razorback Tom Pagnozzi, enabled the Razorbacks to scrap the renovation plans and start from scratch with an entirely new state-of-the-art facility.

During its 21 seasons, George Cole Field was home to a number of future major-leaguers, including Pagnozzi, Ray, McReynolds, Lollar, Les Lancaster and Jeff King.

Although the original George Cole Field played host to its last game on March 31, 1995, as South Carolina defeated Arkansas 13-2, the spirit endures in the official name of the Razorbacks' current facility: Baum Stadium at George Cole Field.

A native of Bauxite, Ark., Cole served as athletics director from July 1, 1970, until his retirement on July 1, 1973. A former All-SWC quarterback for the Razorbacks, Cole scored a school-record 85 points as a senior in 1927. He began his administrative career at UA as a football line coach in 1936 and became an assistant athletics director under the legendary John Barnhill in 1957.



BAUM STADIUM SEATING & TICKET INFORMATION

Ticket Information

| | |
|----------------------------------|-------|
| Single Game Adult Tickets | \$10 |
| General Admission | \$8 |
| Season Tickets | \$190 |
| Faculty, Staff, Youth and Senior | |
| Season Tickets | \$140 |

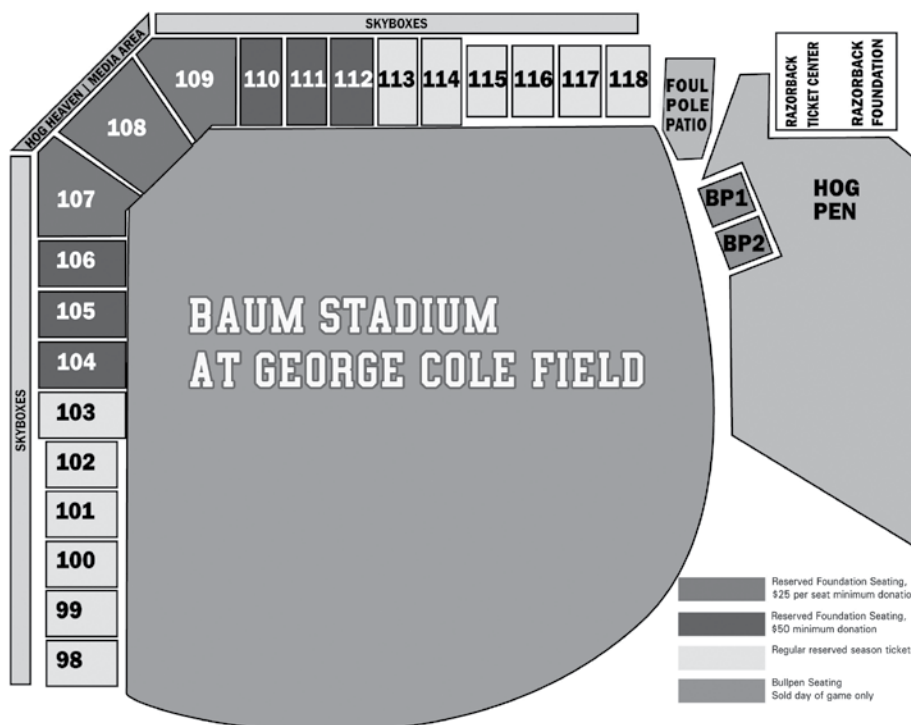
For more information regarding tickets contact the Razorback Ticket Office at 1-800-982-4647.

Priority seating (sections 107, 108, 109 and Hog Heaven in the upper level) are available through membership in the Razorback Foundation.

For more information contact the Razorback Foundation at 479-443-9000 or by email at gohogs@uark.edu.

For information on Baum Stadium skybox luxury suites call the Razorback Foundation.

The Foul Pole Patio is available to rent on a per-game basis. For more information contact the Razorback Sports Marketing Office at 479-575-3517.



2012 REVIEW



ARKANSAS FINISHES THIRD IN COLLEGE WORLD SERIES

For the seventh time in program history, the Arkansas baseball team advanced to the College World Series in 2012. The Razorbacks advanced to the semifinals of the CWS, tying the second-best finish in program history. Arkansas won its first two games of the College World Series for the first time since 1979, defeating Kent State 8-1 in the opener and snapping South Carolina's 22-game postseason win streak with a 2-1 win in game two. The appearance in the CWS capped an impressive postseason run for the Razorbacks, which included a perfect 3-0 record in the Houston Regional, hosted by No. 8 Rice, and taking two of three games from No. 4 national seed Baylor in the Waco Super Regional.

Joe Serrano led the Arkansas offense in the NCAA Tournament, hitting .444 (12-for-27) with two RBI and three runs scored. Jake Wise homered and drove in six runs in the 10 NCAA Tournament contests, while Dominic Ficociello and Matt Reynolds each had four RBI.




Joe Serrano hit a team-best .444 for the Razorbacks in the NCAA Tournament, including a .385 batting average in the College World Series.

On the mound, Brandon Moore appeared in a team-high six games in the NCAA Tournament and had a 1-0 record with one save and a 1.59 ERA. Ryne Stanek was 2-0 with a 1.59 ERA in three starts, while DJ Baxendale went 1-1 with a 3.48 ERA in four starts. Randall Fant started three games and was 0-1 with a 1.86 ERA. Barrett Astin picked up a pair of saves in four scoreless outings in the NCAA Tournament, while Nolan Sanburn was 1-0 and did not allow a run in three appearances. Trent Daniel pitched in five games and went 1-0 with a 1.93 ERA, while Colby Suggs compiled a 1-1 record with a 1.80 ERA.

Arkansas finished the 2012 season with a 46-22 record. The 46 wins were the most for the Razorbacks under head coach Dave Van Horn and the most in a season since the 1990 team won 47 games. Overall, the 46 wins were the sixth-highest single-season total in school history.

PITCHING STAFF RANKS AMONG BEST IN SCHOOL HISTORY

The 2012 Arkansas pitching staff will go down as one of the best in program history. Razorback pitching combined for a 2.83 team ERA in 2012, the second-lowest single-season ERA in program history. Arkansas finished second in the SEC and fifth nationally in team ERA. As dominant as the Razorback pitching staff was during the regular season, the staff was even better in the NCAA Tournament. In 10 NCAA Tournament games, Arkansas' pitching staff had a team ERA of 1.92. In the College World Series, the Razorbacks compiled a team



Barrett Astin appeared in a team-high 32 games in 2012 and went 3-5 with a team-high 11 saves and a 1.99 ERA.

ERA of 1.80. Arkansas ranked fourth nationally in hits allowed per nine innings, allowing just 7.53 hits per nine innings. The Razorbacks posted 10 shutouts last season, which also ranked as the second-highest total in a season.

IN THE POLLS

On the strength of its semifinal appearance in the College World Series, Arkansas finished the season ranked in the top six in all of the major national college baseball polls. The Razorbacks were ranked third in the *USA Today*/ESPN Coaches Poll, in the NCBWA poll and in the *Collegiate Baseball* poll. Arkansas finished the season sixth in the *Baseball America* top 25. The final ranking of No. 3 was Arkansas' highest to end a season since the 1985 season when the Razorbacks were also ranked third by *Collegiate Baseball*.

CLOSE GAMES BECOMING THE NORM

The Arkansas baseball team has grown accustomed to playing one- or two-run games in the last two seasons. In 2012, the Razorbacks played 32 games decided by one or two runs and went 19-13 in those 32 games. Arkansas was 14-9 in one-run games during the 2012 season and had a streak of seven straight one-run victories late in the season. Six of the Razorbacks' seven wins in the NCAA Tournament were by one run.

RAZORBACKS EARN PAIR OF 1-0 WINS IN NCAA TOURNAMENT

Winning a game 1-0 is rare in college baseball, but is even rarer in the NCAA Tournament. Arkansas accomplished the feat twice during the 2012 NCAA Tournament with both victories coming on the opponent's home field. The Razorbacks defeated Rice, 1-0, in the Houston Regional and downed Baylor, 1-0, in the decisive game three of the Waco Super Regional to advance to the College World Series. How rare are 1-0 wins in the NCAA Tournament? Before the 2012 season, there had only been nine 1-0 games since the tournament expanded to its current format in 1999. There were three 1-0 games in the 2012 NCAA Tournament with Arkansas accounting for two of those. Austin Peay had the other 1-0 win, defeating Indiana State.

VAN HORN REACHES MILESTONE AS ARKANSAS COACH

Arkansas head coach Dave Van Horn reached a milestone as the Razorback head coach during the 2012 NCAA Tournament. With Arkansas' 1-0 win over Rice in the Houston Regional, Van Horn earned his 400th win as the Razorbacks' skipper. Entering the 2013 season, Van Horn's record at Arkansas is 405-223, while his career record is 990-463.



Dave Van Horn earned his 400th win as the Arkansas head coach during the 2012 NCAA Tournament.



REYNOLDS EARNS ALL-AMERICA, ALL-SEC HONORS

Third baseman Matt Reynolds had a breakout season in 2012 and was honored for his stellar play by being named an All-American by *Collegiate Baseball* and *Perfect Game* and earning first team All-SEC and SEC All-Defensive Team accolades. Reynolds became the 20th player in school history to earn All-America accolades after being named to the third team by each organization. Reynolds was the top offensive performer for the Razorbacks throughout the 2012 season. He led Arkansas in all three Triple Crown categories, finishing his junior season with a .323 batting average, seven homers and 45 RBI. Reynolds also led the team in runs scored (48), doubles (20), total bases (117), slugging percentage (.498), walks (40), on-base percentage (.427) and stolen bases (16). Reynolds finished tied for the team lead with 20 multi-hit games and had a team-leading 13 multi-RBI performances. Defensively, Reynolds committed just 10 errors at the hot corner and posted a .950 fielding percentage.



Matt Reynolds was named a third-team All-American after hitting .323 with seven home runs and 45 RBI during the 2012 season.

BIGHAM, FICOCIELLO ALSO EARN ALL-SEC HONORS

Infielders Bo Bigham and Dominic Ficociello joined Reynolds on the All-SEC team, which was announced following the conference season. Bigham was named to the All-SEC second team for his work at second base, while Ficociello was selected to the league's all-defensive team for the second consecutive year. Bigham played in 63 games, including 57 starts, and finished the season with a .269 batting average with a home run and 18 RBI. In league games, Bigham ranked second on the team with a .306 batting average and added six RBI. Bigham finished the year with 18 multi-hit games, which ranked fourth on the team. Ficociello earned all-defensive team recognition for the second straight season after committing just six errors during the season for a .991 fielding percentage. In league contests, Ficociello made just one error in 315 chances for a .997 fielding percentage.



Bo Bigham was named second team All-SEC after hitting .306 in league games.

STANEK PITCHES FOR USA BASEBALL COLLEGIATE NATIONAL TEAM

For the second straight summer, right-handed pitcher Ryne Stanek was selected to play with the USA Baseball Collegiate National Team. Stanek started three games for Team USA and finished the summer with a 0-2 record and a 3.07 ERA. He struck out 13 batters in 14.2 innings and helped the team to the bronze medal at the Honkbal Week Tournament in the Netherlands. Stanek was ranked as the second-best prospect on the USA Baseball Collegiate National Team by *Baseball America* and *Perfect Game*.

ARKANSAS FINISHES SECOND IN ATTENDANCE

For the eighth straight year, Arkansas finished in the top five nationally in attendance, ranking second nationally in average attendance and third in total attendance. The Razorbacks averaged 7,893 tickets sold per game, while 260,468 tickets were sold in 33 home dates. Arkansas sold at least 7,000 tickets for 23 home games, including three crowds that ranked among the top 20 in school history in terms of tickets sold.



Arkansas finished second nationally in average attendance in 2012 with an average of 7,893 tickets sold per game.

MOORE SELECTED TO SEC COMMUNITY SERVICE TEAM

Brandon Moore was recognized for his work off the baseball field by being named to the SEC Baseball Community Service Team. A member of the Arkansas Student Athlete Advisory Committee, Moore is involved with several community service projects both on the UA campus and in the community. Moore has participated in Lift Up America, the SEC Together We CAN Food Drive, the Sweat Haws and Book Hogs program and with Miracle League Baseball.

EIGHT PLAYERS SELECTED IN 2012 MLB DRAFT

The Razorbacks were well represented in the 2012 MLB Draft with eight players selected. The eight selections were tied for the third-highest total in school history, equaling the 2010 and 1987 teams. Matt Reynolds and Nolan Sanburn were each drafted in the second round with Reynolds going to the New York Mets and Sanburn to the Oakland Athletics, DJ Baxendale was taken in the 10th round by the Minnesota Twins. Tim Carver was drafted by the Philadelphia Phillies in the 19th round, while Sam Bates was selected in the 28th round by the Kansas City Royals. Randall Fant was drafted in the 29th round by the Cleveland Indians. Derrick Bleeker and Jacob Morris were both drafted in the 37th round with Bleeker going to the Baltimore Orioles and Morris to the Cleveland Indians.



Nolan Sanburn was one of eight Razorbacks selected in the 2012 MLB Draft.

OVERALL STATS



2012 RECORD: 46-22 • HOME: 28-8 • AWAY: 11-9 • NEUTRAL: 7-5 • SEC: 16-14 • NCAA TOURNAMENT: 7-3

Individual Hitting

| # | Player | AVG | GP | GS | AB | R | H | 2B | 3B | HR | RBI | TB | SLG% | BB | HBP | SO | GDP | OB% | SF | SH | SB | ATT | PO | A | E | FLD% | |
|-----------|--------------------|------|----|----|------|-----|-----|-----|----|----|-----|-----|------|-----|-----|-----|-----|------|----|----|----|-----|------|-----|----|-------|--|
| 5 | Matt Reynolds | .323 | 67 | 66 | 235 | 48 | 76 | 20 | 0 | 7 | 45 | 117 | .498 | 40 | 6 | 33 | 8 | .427 | 5 | 1 | 16 | 21 | 53 | 138 | 10 | .950 | |
| 18 | Tim Carver | .299 | 67 | 67 | 264 | 38 | 79 | 15 | 0 | 2 | 30 | 100 | .379 | 12 | 7 | 35 | 4 | .341 | 4 | 10 | 15 | 26 | 102 | 197 | 23 | .929 | |
| 25 | Dominic Ficociello | .290 | 67 | 67 | 252 | 45 | 73 | 15 | 1 | 6 | 41 | 108 | .429 | 35 | 8 | 42 | 4 | .387 | 5 | 1 | 4 | 8 | 627 | 32 | 6 | .991 | |
| 12 | Bo Bigham | .269 | 63 | 57 | 216 | 30 | 58 | 10 | 0 | 1 | 18 | 71 | .329 | 12 | 4 | 30 | 7 | .318 | 1 | 4 | 9 | 12 | 90 | 160 | 13 | .951 | |
| ----- | | | | | | | | | | | | | | | | | | | | | | | | | | | |
| 10 | Joe Serrano | .333 | 33 | 17 | 69 | 13 | 23 | 1 | 1 | 0 | 7 | 26 | .377 | 6 | 2 | 11 | 0 | .403 | 0 | 6 | 4 | 5 | 13 | 0 | 0 | 1.000 | |
| 1 | Brian Anderson | .283 | 47 | 33 | 120 | 23 | 34 | 4 | 0 | 2 | 11 | 44 | .367 | 15 | 8 | 36 | 5 | .396 | 1 | 3 | 2 | 5 | 53 | 7 | 6 | .909 | |
| 14 | John Clay Reeves | .281 | 28 | 19 | 57 | 5 | 16 | 3 | 0 | 0 | 4 | 19 | .333 | 2 | 3 | 11 | 0 | .339 | 0 | 1 | 1 | 1 | 138 | 16 | 3 | .981 | |
| 6 | Jimmy Bosco | .262 | 44 | 29 | 122 | 17 | 32 | 7 | 0 | 4 | 28 | 51 | .418 | 15 | 4 | 23 | 2 | .357 | 2 | 0 | 1 | 2 | 17 | 0 | 2 | .895 | |
| 3 | Jacob Mahan | .257 | 45 | 37 | 144 | 15 | 37 | 3 | 0 | 0 | 18 | 40 | .278 | 12 | 2 | 19 | 2 | .321 | 1 | 4 | 2 | 2 | 13 | 23 | 1 | .973 | |
| 9 | Derrick Bleeker | .250 | 62 | 42 | 160 | 22 | 40 | 10 | 3 | 6 | 23 | 74 | .463 | 14 | 2 | 35 | 8 | .316 | 1 | 0 | 2 | 2 | 86 | 3 | 1 | .989 | |
| 13 | Michael Gunn | .250 | 14 | 3 | 24 | 1 | 6 | 1 | 0 | 0 | 5 | 7 | .292 | 1 | 0 | 3 | 0 | .269 | 1 | 0 | 0 | 0 | 0 | 0 | 0 | .000 | |
| 19 | Jake Wise | .244 | 60 | 49 | 164 | 27 | 40 | 10 | 0 | 2 | 25 | 56 | .341 | 19 | 6 | 40 | 0 | .337 | 4 | 7 | 2 | 3 | 379 | 59 | 0 | 1.000 | |
| 16 | Sam Bates | .240 | 45 | 37 | 129 | 23 | 31 | 6 | 0 | 6 | 25 | 55 | .426 | 16 | 3 | 35 | 4 | .331 | 3 | 0 | 3 | 3 | 32 | 2 | 2 | .944 | |
| 4 | Jacob Morris | .236 | 52 | 49 | 140 | 27 | 33 | 9 | 3 | 3 | 23 | 57 | .407 | 21 | 7 | 50 | 1 | .359 | 2 | 10 | 5 | 7 | 118 | 3 | 3 | .976 | |
| 20 | Matt Vinson | .217 | 49 | 36 | 120 | 16 | 26 | 5 | 1 | 0 | 13 | 33 | .275 | 24 | 0 | 37 | 0 | .345 | 1 | 1 | 2 | 5 | 79 | 2 | 1 | .988 | |
| 28 | Conor Costello | .176 | 20 | 2 | 17 | 1 | 3 | 0 | 0 | 0 | 3 | 3 | .176 | 0 | 0 | 2 | 0 | .176 | 0 | 0 | 0 | 0 | 5 | 0 | 0 | 1.000 | |
| 7 | David Masters | .071 | 12 | 2 | 14 | 0 | 1 | 0 | 0 | 0 | 0 | 1 | .071 | 1 | 0 | 3 | 0 | .133 | 0 | 0 | 0 | 0 | 6 | 16 | 3 | .88 | |
| 34 | Colby Suggs | .000 | 1 | 0 | 0 | 0 | 0 | 0 | 0 | 0 | 0 | 0 | .000 | 0 | 0 | 0 | 0 | .000 | 0 | 0 | 0 | 0 | 5 | 6 | 1 | .917 | |
| Totals | | .271 | 68 | 68 | 2247 | 351 | 608 | 119 | 9 | 39 | 319 | 862 | .384 | 245 | 62 | 445 | 45 | .354 | 31 | 48 | 68 | 102 | 1839 | 746 | 80 | .970 | |
| Opponents | | .228 | 68 | 68 | 2248 | 231 | 513 | 83 | 4 | 24 | 203 | 676 | .301 | 224 | 57 | 534 | 55 | .312 | 13 | 45 | 44 | 69 | 1785 | 775 | 69 | .974 | |

LOB - Team (498), Opp (518). DPs turned - Team (61), Opp (61). TPs turned - Team (1). CI - Team (1), Reeves, J. 1, Opp (1). IBB - Team (17), Reynolds, M. 10, Ficociello, D 5, Bleeker, D. 1, Bosco, J. 1, Opp (8). Picked off - Vinson, M. 3, Morris, J. 2, Carver, T. 2, Anderson, B. 1, Serrano, J. 1, Bosco, J. 1, Ficociello, D 1, Wise, J. 1, Reeves, J. 1.

Individual Pitching

| # | Player | ERA | W | L | APP | GS | CG | SHO | CBO | SV | IP | H | R | ER | BB | SO | 2B | 3B | HR | AB | B/Avg | WP | HBP | BK | SFA | SHA | |
|-----------|-----------------|-------|----|----|-----|----|----|-----|-----|----|-------|-----|-----|-----|-----|-----|-----|----|----|------|-------|----|-----|----|-----|-----|--|
| 30 | Brandon Moore | 2.43 | 5 | 2 | 29 | 3 | 0 | 0 | 2 | 3 | 81.1 | 68 | 28 | 22 | 11 | 36 | 7 | 0 | 3 | 296 | .230 | 3 | 3 | 0 | 0 | 5 | |
| 55 | Ryne Stanek | 2.82 | 8 | 4 | 17 | 17 | 0 | 0 | 3 | 0 | 92.2 | 75 | 33 | 29 | 36 | 83 | 9 | 1 | 2 | 327 | .229 | 11 | 4 | 0 | 3 | 13 | |
| 24 | DJ Baxendale | 3.11 | 8 | 5 | 20 | 20 | 0 | 0 | 2 | 0 | 107.0 | 97 | 44 | 37 | 29 | 96 | 18 | 2 | 10 | 411 | .236 | 4 | 7 | 1 | 1 | 7 | |
| ----- | | | | | | | | | | | | | | | | | | | | | | | | | | | |
| 9 | Derrick Bleeker | 0.00 | 0 | 0 | 2 | 0 | 0 | 0 | 0 | 0 | 1.1 | 1 | 0 | 0 | 0 | 3 | 0 | 0 | 0 | 5 | .200 | 0 | 0 | 0 | 0 | 0 | |
| 34 | Colby Suggs | 1.38 | 7 | 1 | 30 | 0 | 0 | 0 | 5 | 0 | 39.0 | 26 | 6 | 6 | 19 | 36 | 4 | 0 | 2 | 128 | .203 | 4 | 2 | 0 | 3 | 4 | |
| 17 | Barrett Astin | 1.99 | 3 | 5 | 32 | 3 | 0 | 0 | 4 | 11 | 58.2 | 46 | 23 | 13 | 25 | 61 | 9 | 0 | 0 | 219 | .210 | 6 | 8 | 0 | 1 | 5 | |
| 51 | Cade Lynch | 2.11 | 3 | 1 | 21 | 0 | 0 | 0 | 4 | 2 | 47.0 | 29 | 13 | 11 | 17 | 46 | 2 | 0 | 1 | 161 | .180 | 3 | 6 | 1 | 3 | 4 | |
| 15 | Nolan Sanburn | 2.43 | 4 | 1 | 22 | 4 | 0 | 0 | 2 | 0 | 40.2 | 29 | 14 | 11 | 22 | 49 | 6 | 0 | 0 | 147 | .197 | 9 | 6 | 0 | 1 | 0 | |
| 13 | Michael Gunn | 2.57 | 1 | 0 | 14 | 0 | 0 | 0 | 3 | 0 | 14.0 | 6 | 5 | 4 | 10 | 19 | 1 | 0 | 0 | 48 | .125 | 3 | 1 | 0 | 0 | 0 | |
| 47 | Tyler Wright | 2.60 | 1 | 0 | 16 | 0 | 0 | 0 | 3 | 0 | 17.1 | 15 | 6 | 5 | 12 | 19 | 3 | 0 | 1 | 64 | .234 | 2 | 1 | 0 | 0 | 0 | |
| 32 | Randall Fant | 3.27 | 2 | 3 | 15 | 14 | 0 | 0 | 2 | 0 | 52.1 | 59 | 20 | 19 | 11 | 39 | 11 | 0 | 2 | 208 | .284 | 1 | 7 | 1 | 0 | 4 | |
| 33 | Greg Milhorn | 3.38 | 0 | 0 | 3 | 1 | 0 | 0 | 0 | 0 | 5.1 | 4 | 3 | 2 | 4 | 0 | 0 | 0 | 1 | 20 | .200 | 0 | 1 | 0 | 0 | 0 | |
| 39 | Chris Oliver | 3.86 | 1 | 0 | 11 | 1 | 0 | 0 | 1 | 0 | 16.1 | 17 | 9 | 7 | 6 | 14 | 6 | 0 | 2 | 65 | .262 | 4 | 2 | 0 | 0 | 0 | |
| 37 | Trent Daniel | 5.06 | 2 | 0 | 21 | 4 | 0 | 0 | 2 | 1 | 32.0 | 32 | 18 | 18 | 15 | 25 | 5 | 0 | 0 | 120 | .267 | 4 | 6 | 0 | 0 | 3 | |
| 35 | Mark Reyes | 9.39 | 1 | 0 | 6 | 1 | 0 | 0 | 0 | 0 | 7.2 | 8 | 8 | 8 | 4 | 8 | 2 | 1 | 0 | 28 | .286 | 1 | 3 | 0 | 0 | 0 | |
| 36 | Jeff Harvill | 27.00 | 0 | 0 | 1 | 0 | 0 | 0 | 0 | 0 | 0.1 | 1 | 1 | 1 | 3 | 0 | 0 | 0 | 0 | 1 | 1.000 | 1 | 0 | 0 | 1 | 0 | |
| Totals | | 2.83 | 46 | 22 | 68 | 68 | 0 | 10 | 10 | 17 | 613.0 | 513 | 231 | 193 | 224 | 534 | 83 | 4 | 24 | 2248 | .228 | 56 | 57 | 3 | 13 | 45 | |
| Opponents | | 4.75 | 22 | 46 | 68 | 68 | 2 | 4 | 4 | 11 | 595.0 | 608 | 351 | 314 | 245 | 445 | 119 | 9 | 39 | 2247 | .271 | 53 | 62 | 10 | 31 | 48 | |

PB - Team (16), Wise, J. 9, Reeves, J. 7, Opp (11). Pickoffs - Team (13), Reeves, J. 2, Reyes, M. 2, Wright, T. 2, Wise, J. 2, Baxendale, DJ 2, Fant, R. 1, Lynch, C. 1, Suggs, C. 1, Opp (13). SBA/ATT - Wise, J. (33-50), Reeves, J. (11-13), Baxendale, DJ (9-10), Suggs, C. (2-9), Moore, B. (7-8), Stanek, R. (2-8), Lynch, C. (6-7), Sanburn, N. (6-7), Astin, B. (5-6), Wright, T. (3-5), Daniel, T. (1-2), Fant, R. (1-2), Reyes, M. (0-2), Oliver, C. (1-2), Gunn, M. (1-1).

Position Player Fielding

| Player | C | PO | A | E | FLD% | DPs | SBA | CSB | SBA% | PB | CI |
|-----------------------|-----|-----|-----|----|-------|-----|-----|-----|------|----|----|
| 19 Jake Wise | 438 | 379 | 59 | 0 | 1.000 | 3 | 33 | 17 | .660 | 9 | 0 |
| 10 Joe Serrano | 13 | 13 | 0 | 0 | 1.000 | 0 | 0 | 0 | - | 0 | 0 |
| 28 Conor Costello | 5 | 5 | 0 | 0 | 1.000 | 0 | 0 | 0 | - | 0 | 0 |
| 25 Dominic Ficociello | 665 | 627 | 32 | 6 | .991 | 52 | 0 | 0 | - | 0 | 0 |
| 9 Derrick Bleeker | 90 | 86 | 3 | 1 | .989 | 5 | 0 | 0 | - | 0 | 0 |
| 20 Matt Vinson | 82 | 79 | 2 | 1 | .988 | 1 | 0 | 0 | - | 0 | 0 |
| 14 John Clay Reeves | 157 | 138 | 16 | 3 | .981 | 3 | 11 | 2 | .846 | 7 | 1 |
| 4 Jacob Morris | 124 | 118 | 3 | 3 | .976 | 1 | 0 | 0 | - | 0 | 0 |
| 3 Jacob Mahan | 37 | 13 | 23 | 1 | .973 | 9 | 0 | 0 | - | 0 | 0 |
| 12 Bo Bigham | 263 | 90 | 160 | 13 | .951 | 29 | 0 | 0 | - | 0 | 0 |
| 5 Matt Reynolds | 201 | 53 | 138 | 10 | .950 | 16 | 0 | 0 | - | 0 | 0 |
| 16 Sam Bates | 36 | 32 | 2 | 2 | .944 | 0 | 0 | 0 | - | 0 | 0 |
| 18 Tim Carver | 322 | 102 | 197 | 23 | .929 | 38 | 0 | 0 | - | 0 | 0 |
| 1 Brian Anderson | 66 | 53 | 7 | 6 | .909 | 0 | 0 | 0 | - | 0 | 0 |
| 6 Jimmy Bosco | 19 | 17 | 0 | 2 | .895 | 0 | 0 | 0 | - | 0 | 0 |
| 7 David Masters | 25 | 6 | 16 | 3 | .880 | 4 | 0 | 0 | - | 0 | 0 |

Pitcher Fielding

| Player | C | PO | A | E | FLD% | DPs | SBA | CSB | SBA% | PB | CI |
|------------------|------|------|-----|----|-------|-----|-----|-----|-------|----|----|
| 55 Ryne Stanek | 17 | 5 | 12 | 0 | 1.000 | 1 | 2 | 6 | .250 | 0 | 0 |
| 17 Barrett Astin | 16 | 3 | 13 | 0 | 1.000 | 0 | 5 | 1 | .833 | 0 | 0 |
| 32 Randall Fant | 10 | 3 | 7 | 0 | 1.000 | 0 | 1 | 1 | .500 | 0 | 0 |
| 37 Trent Daniel | 9 | 1 | 8 | 0 | 1.000 | 0 | 1 | 1 | .500 | 0 | 0 |
| 47 Tyler Wright | 4 | 0 | 4 | 0 | 1.000 | 0 | 3 | 2 | .600 | 0 | 0 |
| 39 Chris Oliver | 3 | 1 | 2 | 0 | 1.000 | 0 | 1 | 1 | .500 | 0 | 0 |
| 35 Mark Reyes | 2 | 0 | 2 | 0 | 1.000 | 0 | 0 | 2 | .000 | 0 | 0 |
| 33 Greg Milhorn | 1 | 0 | 1 | 0 | 1.000 | 0 | 0 | 0 | - | 0 | 0 |
| 30 Brandon Moore | 19 | 5 | 13 | 1 | .947 | 1 | 7 | 1 | .875 | 0 | 0 |
| 24 DJ Baxendale | 15 | 5 | 9 | 1 | .933 | 0 | 9 | 1 | .900 | 0 | 0 |
| 34 Colby Suggs | 12 | 5 | 6 | 1 | .917 | 0 | 2 | 7 | .222 | 0 | 0 |
| 51 Cade Lynch | 6 | 0 | 5 | 1 | .833 | 0 | 6 | 1 | .857 | 0 | 0 |
| 15 Nolan Sanburn | 8 | 0 | 6 | 2 | .750 | 2 | 6 | 1 | .857 | 0 | 0 |
| 36 Jeff Harvill | 0 | 0 | 0 | 0 | .000 | 0 | 0 | 0 | - | 0 | 0 |
| 13 Michael Gunn | 0 | 0 | 0 | 0 | .000 | 0 | 1 | 0 | 1.000 | 0 | 0 |
| Totals | 2665 | 1839 | 746 | 80 | .970 | 61 | 44 | 25 | .638 | 16 | 1 |
| Opponents | 2629 | 1785 | 775 | 69 | .974 | 61 | 68 | 34 | .667 | 11 | 1 |



2012 SEC RECORD: 16-14 • HOME: 8-7 • AWAY: 8-7

Individual Hitting

| # | Player | AVG | GP | GS | AB | R | H | 2B | 3B | HR | RBI | TB | SLG% | BB | HBP | SO | GDP | OB% | SF | SH | SB | ATT | PO | A | E | FLD% | |
|-----------|--------------------|------|----|----|------|-----|-----|----|----|----|-----|-----|------|-----|-----|-----|-----|------|----|----|----|-----|-----|-----|----|-------|--|
| 5 | Matt Reynolds | .342 | 30 | 30 | 111 | 21 | 38 | 9 | 0 | 3 | 22 | 56 | .505 | 19 | 4 | 17 | 1 | .449 | 2 | 1 | 6 | 10 | 29 | 73 | 5 | .953 | |
| 12 | Bo Bigham | .306 | 28 | 24 | 98 | 12 | 30 | 4 | 0 | 0 | 6 | 34 | .347 | 6 | 2 | 17 | 3 | .358 | 0 | 2 | 2 | 4 | 47 | 67 | 5 | .958 | |
| 25 | Dominic Ficociello | .301 | 30 | 30 | 123 | 21 | 37 | 7 | 1 | 4 | 19 | 58 | .472 | 14 | 2 | 21 | 1 | .376 | 2 | 0 | 1 | 2 | 298 | 16 | 1 | .997 | |
| 9 | Derrick Bleeker | .292 | 28 | 21 | 89 | 14 | 26 | 5 | 2 | 4 | 16 | 47 | .528 | 6 | 2 | 21 | 8 | .351 | 0 | 0 | 2 | 2 | 30 | 0 | 1 | .968 | |
| 18 | Tim Carver | .276 | 30 | 30 | 134 | 19 | 37 | 6 | 0 | 0 | 15 | 43 | .321 | 5 | 1 | 21 | 3 | .307 | 0 | 4 | 5 | 11 | 38 | 89 | 8 | .941 | |
| 19 | Jake Wise | .244 | 29 | 23 | 82 | 14 | 20 | 4 | 0 | 0 | 11 | 24 | .293 | 9 | 3 | 21 | 0 | .337 | 1 | 3 | 1 | 2 | 183 | 31 | 0 | 1.000 | |
| ----- | | | | | | | | | | | | | | | | | | | | | | | | | | | |
| 14 | John Clay Reeves | .353 | 11 | 7 | 17 | 1 | 6 | 1 | 0 | 0 | 0 | 7 | .412 | 1 | 1 | 4 | 0 | .421 | 0 | 0 | 0 | 0 | 42 | 6 | 2 | .960 | |
| 1 | Brian Anderson | .346 | 19 | 15 | 52 | 12 | 18 | 4 | 0 | 2 | 9 | 28 | .538 | 9 | 2 | 15 | 2 | .453 | 1 | 2 | 0 | 3 | 22 | 0 | 3 | .880 | |
| 13 | Michael Gunn | .286 | 6 | 0 | 7 | 0 | 2 | 0 | 0 | 0 | 2 | 2 | .286 | 1 | 0 | 1 | 0 | .375 | 0 | 0 | 0 | 0 | 0 | 0 | 0 | .000 | |
| 20 | Matt Vinson | .257 | 19 | 10 | 35 | 5 | 9 | 3 | 1 | 0 | 6 | 14 | .400 | 9 | 0 | 13 | 0 | .409 | 0 | 1 | 0 | 2 | 23 | 0 | 0 | 1.000 | |
| 6 | Jimmy Bosco | .254 | 20 | 14 | 59 | 6 | 15 | 3 | 0 | 2 | 14 | 24 | .407 | 5 | 1 | 11 | 1 | .323 | 0 | 0 | 1 | 1 | 3 | 0 | 1 | .750 | |
| 3 | Jacob Mahan | .225 | 21 | 18 | 71 | 7 | 16 | 1 | 0 | 0 | 7 | 17 | .239 | 6 | 1 | 8 | 2 | .291 | 1 | 0 | 1 | 1 | 8 | 15 | 1 | .958 | |
| 4 | Jacob Morris | .203 | 27 | 25 | 69 | 10 | 14 | 4 | 2 | 0 | 8 | 22 | .319 | 13 | 3 | 26 | 0 | .353 | 0 | 7 | 3 | 4 | 64 | 2 | 1 | .985 | |
| 10 | Joe Serrano | .190 | 13 | 6 | 21 | 5 | 4 | 0 | 0 | 0 | 2 | 4 | .190 | 3 | 0 | 5 | 0 | .292 | 0 | 3 | 3 | 3 | 4 | 0 | 0 | 1.000 | |
| 16 | Sam Bates | .164 | 21 | 17 | 61 | 10 | 10 | 4 | 0 | 1 | 4 | 17 | .279 | 7 | 0 | 22 | 2 | .246 | 1 | 0 | 0 | 0 | 14 | 0 | 0 | 1.000 | |
| 28 | Conor Costello | .000 | 6 | 0 | 3 | 1 | 0 | 0 | 0 | 0 | 0 | 0 | .000 | 0 | 0 | 0 | 0 | .000 | 0 | 0 | 0 | 0 | 0 | 0 | 0 | .000 | |
| 7 | David Masters | .000 | 1 | 0 | 0 | 0 | 0 | 0 | 0 | 0 | 0 | 0 | .000 | 0 | 0 | 0 | 0 | .000 | 0 | 0 | 0 | 0 | 0 | 1 | 0 | 1.000 | |
| 34 | Colby Suggs | .000 | 1 | 0 | 0 | 0 | 0 | 0 | 0 | 0 | 0 | 0 | .000 | 0 | 0 | 0 | 0 | .000 | 0 | 0 | 0 | 0 | 4 | 3 | 1 | .875 | |
| Totals | | .273 | 30 | 30 | 1032 | 158 | 282 | 55 | 6 | 16 | 141 | 397 | .385 | 113 | 22 | 223 | 23 | .355 | 8 | 23 | 25 | 45 | 822 | 338 | 32 | .973 | |
| Opponents | | .262 | 30 | 30 | 1037 | 128 | 272 | 45 | 0 | 13 | 115 | 356 | .343 | 97 | 33 | 234 | 26 | .342 | 9 | 22 | 18 | 28 | 820 | 348 | 27 | .977 | |

LOB - Team (221), Opp (249). DPs turned - Team (27), Opp (31). TPs turned - Team (1). CI - Team (1), Reeves, J. 1, Opp (1). IBB - Team (6), Reynolds, M. 5, Ficociello, D 1, Opp (7). Picked off - Morris, J. 2, Vinson, M. 2, Wise, J. 1, Carver, T. 1, Anderson, B. 1.

Individual Pitching

| # | Player | ERA | W | L | APP | GS | CG | SHO | CBO | SV | IP | H | R | ER | BB | SO | 2B | 3B | HR | AB | B/Avg | WP | HBP | BK | SFA | SHA | |
|-----------|-----------------|-------|----|----|-----|----|----|-----|-----|----|-------|-----|-----|-----|-----|-----|----|----|----|------|-------|----|-----|----|-----|-----|--|
| 24 | DJ Baxendale | 3.39 | 2 | 3 | 10 | 10 | 0 | 0 | 2 | 0 | 58.1 | 56 | 23 | 22 | 11 | 57 | 8 | 0 | 5 | 224 | .250 | 4 | 3 | 1 | 1 | 4 | |
| 17 | Barrett Astin | 3.52 | 1 | 5 | 16 | 2 | 0 | 0 | 0 | 3 | 30.2 | 35 | 17 | 12 | 13 | 32 | 7 | 0 | 0 | 127 | .276 | 4 | 4 | 0 | 1 | 2 | |
| 30 | Brandon Moore | 3.55 | 2 | 2 | 11 | 1 | 0 | 0 | 0 | 1 | 38.0 | 38 | 18 | 15 | 5 | 17 | 5 | 0 | 3 | 144 | .264 | 2 | 2 | 0 | 0 | 1 | |
| 55 | Ryne Stanek | 3.91 | 2 | 3 | 9 | 9 | 0 | 0 | 1 | 0 | 46.0 | 44 | 22 | 20 | 14 | 44 | 8 | 0 | 1 | 170 | .259 | 6 | 3 | 0 | 2 | 6 | |
| ----- | | | | | | | | | | | | | | | | | | | | | | | | | | | |
| 9 | Derrick Bleeker | 0.00 | 0 | 0 | 2 | 0 | 0 | 0 | 0 | 0 | 1.1 | 1 | 0 | 0 | 0 | 3 | 0 | 0 | 0 | 5 | .200 | 0 | 0 | 0 | 0 | 0 | |
| 34 | Colby Suggs | 1.37 | 4 | 0 | 13 | 0 | 0 | 0 | 0 | 0 | 19.2 | 13 | 3 | 3 | 11 | 19 | 2 | 0 | 1 | 63 | .206 | 3 | 1 | 0 | 1 | 3 | |
| 47 | Tyler Wright | 2.08 | 1 | 0 | 4 | 0 | 0 | 0 | 1 | 0 | 4.1 | 1 | 1 | 1 | 6 | 4 | 0 | 0 | 1 | 12 | .083 | 1 | 1 | 0 | 0 | 0 | |
| 51 | Cade Lynch | 2.76 | 3 | 1 | 13 | 0 | 0 | 0 | 1 | 1 | 29.1 | 21 | 10 | 9 | 9 | 25 | 2 | 0 | 1 | 100 | .210 | 1 | 6 | 1 | 3 | 4 | |
| 32 | Randall Fant | 3.47 | 0 | 0 | 7 | 6 | 0 | 0 | 0 | 0 | 23.1 | 30 | 10 | 9 | 5 | 18 | 5 | 0 | 1 | 96 | .313 | 1 | 7 | 1 | 0 | 1 | |
| 15 | Nolan Sanburn | 5.84 | 1 | 0 | 8 | 2 | 0 | 0 | 1 | 0 | 12.1 | 15 | 10 | 8 | 11 | 8 | 4 | 0 | 0 | 49 | .306 | 3 | 3 | 0 | 1 | 0 | |
| 13 | Michael Gunn | 9.82 | 0 | 0 | 3 | 0 | 0 | 0 | 0 | 0 | 3.2 | 3 | 4 | 4 | 4 | 4 | 0 | 0 | 0 | 14 | .214 | 3 | 1 | 0 | 0 | 0 | |
| 39 | Chris Oliver | 10.80 | 0 | 0 | 2 | 0 | 0 | 0 | 0 | 0 | 1.2 | 2 | 3 | 2 | 3 | 1 | 2 | 0 | 0 | 6 | .333 | 0 | 1 | 0 | 0 | 0 | |
| 37 | Trent Daniel | 11.81 | 0 | 0 | 6 | 0 | 0 | 0 | 0 | 0 | 5.1 | 13 | 7 | 7 | 5 | 2 | 2 | 0 | 0 | 27 | .481 | 1 | 1 | 0 | 0 | 1 | |
| Totals | | 3.68 | 16 | 14 | 30 | 30 | 0 | 3 | 3 | 5 | 274.0 | 272 | 128 | 112 | 97 | 234 | 45 | 0 | 13 | 1037 | .262 | 29 | 33 | 3 | 9 | 22 | |
| Opponents | | 4.84 | 14 | 16 | 30 | 30 | 1 | 1 | 1 | 6 | 273.1 | 282 | 158 | 147 | 113 | 223 | 55 | 6 | 16 | 1032 | .273 | 26 | 22 | 5 | 8 | 23 | |

PB - Team (4), Wise, J. 3, Reeves, J. 1, Opp (2). Pickoffs - Team (7), Baxendale, DJ 2, Wise, J. 2, Suggs, C. 1, Fant, R. 1, Wright, T. 1, Opp (7). SBA/ATT - Wise, J. (13-21), Reeves, J. (5-5), Suggs, C. (0-5), Baxendale, DJ (5-5), Lynch, C. (4-4), Astin, B. (2-3), Stanek, R. (1-3), Moore, B. (2-3), Sanburn, N. (2-2), Daniel, T. (1-1), Wright, T. (0-1), Fant, R. (1-1).

Position Player Fielding

| Player | C | PO | A | E | FLD% | DPs | SBA | CSB | SBA% | PB | CI |
|-----------------------|-----|-----|----|---|-------|-----|-----|-----|-------|----|----|
| 19 Jake Wise | 214 | 183 | 31 | 0 | 1.000 | 1 | 13 | 8 | .619 | 3 | 0 |
| 20 Matt Vinson | 23 | 23 | 0 | 0 | 1.000 | 0 | 0 | 0 | - | 0 | 0 |
| 16 Sam Bates | 14 | 14 | 0 | 0 | 1.000 | 0 | 0 | 0 | - | 0 | 0 |
| 10 Joe Serrano | 4 | 4 | 0 | 0 | 1.000 | 0 | 0 | 0 | - | 0 | 0 |
| 7 David Masters | 1 | 0 | 1 | 0 | 1.000 | 0 | 0 | 0 | - | 0 | 0 |
| 25 Dominic Ficociello | 315 | 298 | 16 | 1 | .997 | 26 | 0 | 0 | - | 0 | 0 |
| 4 Jacob Morris | 67 | 64 | 2 | 1 | .985 | 0 | 0 | 0 | - | 0 | 0 |
| 9 Derrick Bleeker | 31 | 30 | 0 | 1 | .968 | 0 | 0 | 0 | - | 0 | 0 |
| 14 John Clay Reeves | 50 | 42 | 6 | 2 | .960 | 2 | 5 | 0 | 1.000 | 1 | 1 |
| 3 Jacob Mahan | 24 | 8 | 15 | 1 | .958 | 6 | 0 | 0 | - | 0 | 0 |
| 12 Bo Bigham | 119 | 47 | 67 | 5 | .958 | 15 | 0 | 0 | - | 0 | 0 |
| 5 Matt Reynolds | 107 | 29 | 73 | 5 | .953 | 11 | 0 | 0 | - | 0 | 0 |
| 18 Tim Carver | 135 | 38 | 89 | 8 | .941 | 13 | 0 | 0 | - | 0 | 0 |
| 1 Brian Anderson | 25 | 22 | 0 | 3 | .880 | 0 | 0 | 0 | - | 0 | 0 |
| 6 Jimmy Bosco | 4 | 3 | 0 | 1 | .750 | 0 | 0 | 0 | - | 0 | 0 |
| 28 Conor Costello | 0 | 0 | 0 | 0 | .000 | 0 | 0 | 0 | - | 0 | 0 |

Pitcher Fielding

| Player | C | PO | A | E | FLD% | DPs | SBA | CSB | SBA% | PB | CI |
|------------------|----|-------------|------------|------------|-------------|-----------|-----------|-----------|-------------|----------|----------|
| 55 Ryne Stanek | 9 | 2 | 7 | 0 | 1.000 | 0 | 1 | 2 | .333 | 0 | 0 |
| 17 Barrett Astin | 6 | 2 | 4 | 0 | 1.000 | 0 | 2 | 1 | .667 | 0 | 0 |
| 30 Brandon Moore | 6 | 3 | 3 | 0 | 1.000 | 0 | 2 | 1 | .667 | 0 | 0 |
| 32 Randall Fant | 6 | 2 | 4 | 0 | 1.000 | 0 | 1 | 0 | 1.000 | 0 | 0 |
| 47 Tyler Wright | 1 | 0 | 1 | 0 | 1.000 | 0 | 0 | 1 | .000 | 0 | 0 |
| 37 Trent Daniel | 1 | 0 | 1 | 0 | 1.000 | 0 | 1 | 0 | 1.000 | 0 | 0 |
| 39 Chris Oliver | 1 | 0 | 1 | 0 | 1.000 | 0 | 0 | 0 | - | 0 | 0 |
| 24 DJ Baxendale | 12 | 4 | 7 | 1 | .917 | 0 | 5 | 0 | 1.000 | 0 | 0 |
| 34 Colby Suggs | 8 | 4 | 3 | 1 | .875 | 0 | 0 | 5 | .000 | 0 | 0 |
| 51 Cade Lynch | 5 | 0 | 4 | 1 | .800 | 0 | 4 | 0 | 1.000 | 0 | 0 |
| 15 Nolan Sanburn | 4 | 0 | 3 | 1 | .750 | 1 | 2 | 0 | 1.000 | 0 | 0 |
| 13 Michael Gunn | 0 | 0 | 0 | 0 | .000 | 0 | 0 | 0 | - | 0 | 0 |
| Totals | | 1192 | 822 | 338 | .973 | 27 | 18 | 10 | .643 | 4 | 1 |
| Opponents | | 1195 | 820 | 348 | .977 | 31 | 25 | 20 | .556 | 2 | 1 |

Hitting minimums - 1 Games 2.5 AB/Game

Pitching minimums - 1 Games 20% of Games 1.0 IP/Game

2012 RECORD: 46-22 • HOME: 28-8 • AWAY: 11-9 • NEUTRAL: 7-5 • SEC: 16-14 • NCAA TOURNAMENT: 7-3

| Game date | Opposing team | Score | Arkansas R-H-E | Opponent R-H-E | Inns | Overall | SEC | Pitcher of record | Attend | Time |
|----------------|----------------------------|---------|-------------------|-------------------|------|---------|-------|-------------------|--------|------|
| Feb. 17, 2012 | VILLANOVA | W, 11-5 | 11-13-1 | 5-8-2 | 9 | 1-0 | 0-0 | Baxendale (1-0) | 8974 | 2:47 |
| Feb. 18, 2012 | VILLANOVA | W, 13-1 | 13-13-1 | 1-5-3 | 9 | 2-0 | 0-0 | Stanek (1-0) | 7,509 | 3:18 |
| Feb. 19, 2012 | VILLANOVA | W, 17-1 | 17-17-0 | 1-4-4 | 9 | 3-0 | 0-0 | Astin (1-0) | 9,601 | 3:10 |
| Feb. 21, 2012 | NORTHWESTERN STATE | W, 8-7 | 8-8-4 | 7-11-2 | 9 | 4-0 | 0-0 | Sanburn (1-0) | 6,510 | 3:25 |
| Feb. 22, 2012 | NORTHWESTERN STATE | W, 6-2 | 6-8-1 | 2-7-0 | 9 | 5-0 | 0-0 | Reyes (1-0) | 7,182 | 2:29 |
| Feb. 24, 2012 | VALPARAISO | W, 7-3 | 7-13-0 | 3-6-2 | 9 | 6-0 | 0-0 | Baxendale (2-0) | 6,730 | 2:27 |
| Feb. 25, 2012 | VALPARAISO | W, 4-3 | 4-6-4 | 3-9-0 | 9 | 7-0 | 0-0 | Stanek (2-0) | 8,144 | 2:27 |
| Feb. 26, 2012 | VALPARAISO | L, 9-10 | 9-14-3 | 10-14-2 | (10) | 7-1 | 0-0 | Sanburn (1-1) | 7,408 | 3:20 |
| Feb. 28, 2012 | BYU | W, 5-0 | 5-6-1 | 0-3-2 | 9 | 8-1 | 0-0 | Moore (1-0) | 6,255 | 2:14 |
| Feb. 29, 2012 | BYU | W, 8-1 | 8-13-2 | 1-5-1 | 9 | 9-1 | 0-0 | Baxendale (3-0) | 6,846 | 2:22 |
| March 2, 2012 | vs. Texas Tech^ | W, 3-1 | 3-7-0 | 1-7-0 | 9 | 10-1 | 0-0 | Stanek (3-0) | 8,540 | 2:25 |
| March 3, 2012 | vs. Houston^ | L, 1-4 | 1-6-1 | 4-8-1 | 9 | 10-2 | 0-0 | Fant (0-1) | 8,589 | 2:51 |
| March 4, 2012 | vs. #21 Texas^ | W, 7-3 | 7-8-1 | 3-7-1 | 9 | 11-2 | 0-0 | Baxendale (4-0) | 7,788 | 3:07 |
| March 9, 2012 | BINGHAMTON | W, 4-0 | 4-8-1 | 0-3-2 | 9 | 12-2 | 0-0 | Stanek (4-0) | 6,914 | 1:58 |
| March 10, 2012 | BINGHAMTON | W, 5-3 | 5-10-2 | 3-7-0 | 9 | 13-2 | 0-0 | Baxendale (5-0) | 8,965 | 2:05 |
| March 10, 2012 | BINGHAMTON | W, 6-0 | 6-8-0 | 0-4-0 | 9 | 14-2 | 0-0 | Fant (1-1) | 8,965 | 2:14 |
| March 13, 2012 | GONZAGA | W, 1-0 | 1-3-1 | 0-6-1 | 9 | 15-2 | 0-0 | Suggs (1-0) | 7,420 | 2:08 |
| March 14, 2012 | GONZAGA | W, 5-3 | 5-7-2 | 3-8-1 | 9 | 16-2 | 0-0 | Moore (2-0) | 6,578 | 2:36 |
| March 16, 2012 | ALABAMA* | W, 4-3 | 4-9-1 | 3-9-1 | (12) | 17-2 | 1-0 | Astin (2-0) | 8,530 | 4:16 |
| March 17, 2012 | ALABAMA* | W, 8-4 | 8-9-3 | 4-9-1 | 9 | 18-2 | 2-0 | Stanek (5-0) | 9,615 | 2:41 |
| March 18, 2012 | ALABAMA* | W, 7-4 | 7-11-0 | 4-8-3 | 9 | 19-2 | 3-0 | Sanburn (2-1) | 8,426 | 2:25 |
| March 21, 2012 | NEVADA | W, 10-2 | 10-12-2 | 2-3-1 | 9 | 20-2 | 3-0 | Oliver (1-0) | 6,502 | 2:53 |
| March 23, 2012 | at Mississippi State* | L, 2-11 | 2-7-2 | 11-12-0 | 9 | 20-3 | 3-1 | Baxendale (5-1) | 6289 | 3:04 |
| March 24, 2012 | at Mississippi State* | W, 8-0 | 8-14-0 | 0-3-2 | 9 | 21-3 | 4-1 | Stanek (6-0) | 6,763 | 2:51 |
| March 25, 2012 | at Mississippi State* | W, 8-5 | 8-15-0 | 5-10-2 | (11) | 22-3 | 5-1 | Suggs (2-0) | 6,228 | 4:13 |
| March 30, 2012 | at #15 LSU* | L, 6-10 | 6-8-1 | 10-17-1 | 9 | 22-4 | 5-2 | Lynch (0-1) | 11,095 | 3:24 |
| March 31, 2012 | at #15 LSU* | L, 1-2 | 1-5-1 | 2-8-0 | 9 | 22-5 | 5-3 | Astin (2-1) | 11,710 | 2:42 |
| April 1, 2012 | at #15 LSU* | L, 2-3 | 2-5-1 | 3-11-0 | (11) | 22-6 | 5-4 | Astin (2-2) | 10,686 | 3:15 |
| April 6, 2012 | GEORGIA* | L, 2-4 | 2-7-1 | 4-7-0 | 9 | 22-7 | 5-5 | Stanek (6-1) | 9,033 | 2:36 |
| April 7, 2012 | GEORGIA* | W, 8-3 | 8-13-2 | 3-7-0 | 9 | 23-7 | 6-5 | Moore (3-0) | 8,479 | 2:38 |
| April 8, 2012 | GEORGIA* | W, 8-0 | 8-11-1 | 0-6-0 | 9 | 24-7 | 7-5 | Baxendale (6-1) | 6,973 | 2:49 |
| April 10, 2012 | at Oklahoma | L, 0-4 | 0-3-1 | 4-8-1 | 9 | 24-8 | 7-5 | Fant (1-2) | 1,537 | 2:25 |
| April 13, 2012 | #3 KENTUCKY* | W, 8-7 | 8-9-0 | 7-11-1 | 9 | 25-8 | 8-5 | Lynch (1-1) | 9,287 | 2:47 |
| April 14, 2012 | #3 KENTUCKY* | L, 4-5 | 4-3-3 | 5-9-2 | 9 | 25-9 | 8-6 | Astin (2-3) | 9,575 | 2:45 |
| April 14, 2012 | #3 KENTUCKY* | L, 1-2 | 1-9-0 | 2-6-0 | 9 | 25-10 | 8-7 | Baxendale (6-2) | 9,575 | 2:41 |
| April 17, 2012 | STEPHEN F. AUSTIN | W, 8-3 | 8-17-1 | 3-6-0 | 9 | 26-10 | 8-7 | Fant (2-2) | 7,464 | 2:22 |
| April 17, 2012 | STEPHEN F. AUSTIN | W, 4-3 | 4-10-1 | 3-4-2 | 9 | 27-10 | 8-7 | Suggs (3-0) | 7,464 | 3:05 |
| April 20, 2012 | at #22 Ole Miss* | L, 2-8 | 2-7-1 | 8-14-0 | 9 | 27-11 | 8-8 | Moore (3-1) | 7,647 | 2:28 |
| April 21, 2012 | at #22 Ole Miss* | L, 0-1 | 0-2-0 | 1-5-1 | 9 | 27-12 | 8-9 | Stanek (6-2) | 10,603 | 2:16 |
| April 22, 2012 | at #22 Ole Miss | W, 11-3 | 11-18-0 | 3-13-0 | 9 | 28-12 | 9-9 | Lynch (2-1) | 8,115 | 3:12 |
| April 24, 2012 | ORAL ROBERTS | W, 6-1 | 6-9-2 | 1-1-1 | 9 | 29-12 | 9-9 | Daniel (1-0) | 6,837 | 2:17 |
| April 27, 2012 | at #5 Florida* | L, 2-3 | 2-8-0 | 3-5-0 | 9 | 29-13 | 9-10 | Stanek (6-3) | 3,906 | 2:35 |
| April 28, 2012 | at #5 Florida* | W, 5-1 | 5-10-1 | 1-9-2 | 9 | 30-13 | 10-10 | Moore (4-1) | 4,894 | 2:23 |
| April 29, 2012 | at #5 Florida* | W, 3-1 | 3-6-2 | 1-5-1 | (10) | 31-13 | 11-10 | Suggs (4-0) | 3,927 | 3:07 |
| May 1, 2012 | MISSOURI | W, 6-3 | 6-10-2 | 3-4-1 | 9 | 32-13 | 11-10 | Sanburn (3-1) | 7,051 | 2:27 |
| May 2, 2012 | MISSOURI | W, 2-0 | 2-5-1 | 0-4-0 | 9 | 33-13 | 11-10 | Gunn (1-0) | 6,840 | 2:21 |
| May 4, 2012 | #5 SOUTH CAROLINA* | L, 6-8 | 6-7-2 | 8-13-1 | (10) | 33-14 | 11-11 | Astin (2-4) | 8,982 | 3:33 |
| May 5, 2012 | #5 SOUTH CAROLINA* | W, 7-6 | 7-17-1 | 6-9-1 | 9 | 34-14 | 12-11 | Wright (1-0) | 8,774 | 3:02 |
| May 6, 2012 | #5 SOUTH CAROLINA* | L, 7-10 | 7-15-2 | 10-10-0 | 9 | 34-15 | 12-12 | Baxendale (6-3) | 8,461 | 2:54 |
| May 10, 2012 | AUBURN* | L, 2-3 | 2-4-0 | 3-9-0 | (10) | 34-16 | 12-13 | Astin (2-5) | 7,555 | 2:52 |
| May 11, 2012 | AUBURN* | W, 5-4 | 5-4-3 | 4-10-4 | 9 | 35-16 | 13-13 | Suggs (5-0) | 8,536 | 2:39 |
| May 12, 2012 | AUBURN* | L, 5-12 | 5-10-0 | 12-18-0 | 9 | 35-17 | 13-14 | Moore (4-2) | 8,512 | 3:36 |
| May 15, 2012 | vs. Louisiana Tech% | W, 6-5 | 6-14-2 | 5-7-2 | (10) | 36-17 | 13-14 | Astin (3-5) | 10,512 | 3:35 |
| May 17, 2012 | at Tennessee* | W, 8-0 | 8-12-1 | 0-2-1 | 9 | 37-17 | 14-14 | Baxendale (7-3) | 1,721 | 2:32 |
| May 18, 2012 | at Tennessee* | W, 10-3 | 10-14-2 | 3-10-1 | 9 | 38-17 | 15-14 | Lynch (3-1) | 1,808 | 3:11 |
| May 19, 2012 | at Tennessee* | W, 8-2 | 8-13-1 | 2-7-2 | 9 | 39-17 | 16-14 | Suggs (6-0) | 2,121 | 2:29 |
| May 22, 2012 | vs. #24 Mississippi State! | L, 1-9 | 1-7-2 | 9-9-2 | 9 | 39-18 | 16-14 | Stanek (6-4) | 5,489 | 3:16 |
| May 23, 2012 | vs. Ole Miss! | L, 0-2 | 0-6-2 | 2-8-0 | 9 | 39-19 | 16-14 | Baxendale (7-4) | 7,019 | 2:47 |
| June 1, 2012 | vs. Sam Houston State+ | W, 5-4 | 5-7-2 | 4-8-1 | 9 | 40-19 | 16-14 | Moore (5-2) | 3081 | 2:34 |
| June 2, 2012 | at #8 Rice+ | W, 1-0 | 1-2-0 | 0-6-1 | 9 | 41-19 | 16-14 | Stanek (7-4) | 3,869 | 2:31 |
| June 3, 2012 | vs. Sam Houston State+ | W, 5-1 | 5-12-1 | 1-7-3 | 9 | 42-19 | 16-14 | Sanburn (4-1) | 2,987 | 2:27 |
| June 9, 2012 | at #4 Baylor\$ | L, 1-8 | 1-7-0 | 8-12-0 | 9 | 42-20 | 16-14 | Baxendale (7-5) | 5,007 | 2:54 |
| June 10, 2012 | at #4 Baylor\$ | W, 5-4 | 5-7-1 | 4-6-1 | 9 | 43-20 | 16-14 | Daniel (2-0) | 5,038 | 3:17 |
| June 11, 2012 | at #4 Baylor\$ | W, 1-0 | 1-5-0 | 0-5-1 | (10) | 44-20 | 16-14 | Suggs (7-0) | 5,059 | 3:17 |
| June 16, 2012 | vs. Kent State# | W, 8-1 | 8-10-1 | 1-4-0 | 9 | 45-20 | 16-14 | Baxendale (8-5) | 23,980 | 2:28 |
| June 18, 2012 | vs. #7 South Carolina# | W, 2-1 | 2-6-1 | 1-4-1 | 9 | 46-20 | 16-14 | Stanek (8-4) | 23,537 | 2:49 |
| June 21, 2012 | vs. #7 South Carolina# | L, 0-2 | 0-3-1 | 2-8-0 | 9 | 46-21 | 16-14 | Fant (2-3) | 23,593 | 2:32 |
| June 22, 2012 | vs. #7 South Carolina# | L, 2-3 | 2-6-0 | 3-5-0 | 9 | 46-22 | 16-14 | Suggs (7-1) | 22,184 | 3:06 |

^ - Houston College Classic • * - Southeastern Conference game • % - Game played in North Little Rock • ! - SEC Tournament • + - Houston Regional • \$ - Waco Super Regional
 • # - College World Series • () - extra inning game



STARTING LINEUPS (BATTING ORDER)

| Date | Opponent | 1 | 2 | 3 | 4 | 5 | 6 | 7 | 8 | 9 |
|----------------|----------------------------|----------|------------|------------|------------|------------|----------|----------|---------|----------|
| Feb. 17, 2012 | VILLANOVA | Bigham | Reynolds | Ficociello | Bates | Bleeker | Vinson | Wise | Morris | Carver |
| Feb. 18, 2012 | VILLANOVA | Bigham | Reynolds | Ficociello | Bates | Bosco | Vinson | Morris | Reeves | Carver |
| Feb. 19, 2012 | VILLANOVA | Bigham | Mahan | Ficociello | Bates | Reynolds | Vinson | Wise | Morris | Carver |
| Feb. 21, 2012 | NORTHWESTERN STATE | Bigham | Mahan | Ficociello | Bates | Reynolds | Vinson | Wise | Morris | Carver |
| Feb. 22, 2012 | NORTHWESTERN STATE | Bigham | Mahan | Ficociello | Reynolds | Bosco | Serrano | Morris | Reeves | Carver |
| Feb. 24, 2012 | VALPARAISO | Bigham | Mahan | Ficociello | Bates | Reynolds | Bosco | Wise | Morris | Carver |
| Feb. 25, 2012 | VALPARAISO | Bigham | Mahan | Ficociello | Bates | Reynolds | Vinson | Wise | Morris | Carver |
| Feb. 26, 2012 | VALPARAISO | Bigham | Serrano | Ficociello | Reynolds | Bosco | Vinson | Morris | Reeves | Carver |
| Feb. 28, 2012 | BYU | Carver | Bosco | Ficociello | Bates | Reynolds | Vinson | Wise | Morris | Bigham |
| Feb. 29, 2012 | BYU | Carver | Bosco | Ficociello | Bates | Reynolds | Vinson | Wise | Morris | Bigham |
| March 2, 2012 | vs. Texas Tech^ | Carver | Bosco | Ficociello | Bates | Reynolds | Vinson | Wise | Morris | Bigham |
| March 3, 2012 | vs. Houston^ | Carver | Bigham | Ficociello | Reynolds | Bleeker | Wise | Mahan | Vinson | Morris |
| March 4, 2012 | vs. #21 Texas^ | Carver | Bosco | Ficociello | Bates | Reynolds | Vinson | Wise | Morris | Bigham |
| March 9, 2012 | BINGHAMTON | Carver | Bosco | Ficociello | Bates | Reynolds | Bigham | Wise | Bleeker | Morris |
| March 10, 2012 | BINGHAMTON | Carver | Bosco | Reynolds | Bates | Bleeker | Gunn | Costello | Reeves | Masters |
| March 10, 2012 | BINGHAMTON | Carver | Serrano | Ficociello | Mahan | Bigham | Vinson | Wise | Morris | Anderson |
| March 13, 2012 | GONZAGA | Carver | Bosco | Ficociello | Reynolds | Bates | Bigham | Wise | Bleeker | Morris |
| March 14, 2012 | GONZAGA | Carver | Bosco | Ficociello | Bates | Reynolds | Mahan | Bleeker | Morris | Reeves |
| March 16, 2012 | ALABAMA* | Carver | Bosco | Ficociello | Bates | Reynolds | Bigham | Vinson | Wise | Morris |
| March 17, 2012 | ALABAMA* | Carver | Bigham | Ficociello | Reynolds | Wise | Morris | Bleeker | Vinson | Serrano |
| March 18, 2012 | ALABAMA* | Carver | Bosco | Ficociello | Reynolds | Bates | Bigham | Vinson | Wise | Morris |
| March 21, 2012 | NEVADA | Carver | Bosco | Ficociello | Reynolds | Bates | Mahan | Vinson | Morris | Reeves |
| March 23, 2012 | at Mississippi State* | Carver | Bosco | Ficociello | Reynolds | Bates | Bigham | Vinson | Wise | Morris |
| March 24, 2012 | at Mississippi State* | Carver | Mahan | Ficociello | Reynolds | Bates | Bigham | Wise | Bleeker | Morris |
| March 25, 2012 | at Mississippi State* | Carver | Mahan | Ficociello | Reynolds | Bates | Bleeker | Bosco | Wise | Morris |
| March 30, 2012 | at #15 LSU* | Carver | Bigham | Ficociello | Reynolds | Bates | Bleeker | Bosco | Wise | Morris |
| March 31, 2012 | at #15 LSU* | Carver | Mahan | Ficociello | Reynolds | Bates | Bosco | Bleeker | Wise | Morris |
| April 1, 2012 | at #15 LSU* | Carver | Serrano | Ficociello | Reynolds | Bleeker | Bates | Bigham | Wise | Morris |
| April 6, 2012 | GEORGIA* | Carver | Mahan | Reynolds | Bleeker | Ficociello | Bates | Wise | Bigham | Morris |
| April 7, 2012 | GEORGIA* | Carver | Mahan | Ficociello | Reynolds | Bosco | Bleeker | Serrano | Wise | Anderson |
| April 8, 2012 | GEORGIA* | Carver | Mahan | Ficociello | Reynolds | Bosco | Bleeker | Serrano | Wise | Anderson |
| April 10, 2012 | at Oklahoma | Carver | Anderson | Ficociello | Reynolds | Bosco | Bleeker | Bigham | Wise | Morris |
| April 13, 2012 | #3 KENTUCKY* | Carver | Mahan | Ficociello | Reynolds | Bleeker | Bosco | Anderson | Wise | Morris |
| April 14, 2012 | #3 KENTUCKY* | Carver | Serrano | Ficociello | Reynolds | Bleeker | Bigham | Anderson | Wise | Morris |
| April 14, 2012 | #3 KENTUCKY* | Carver | Mahan | Ficociello | Reynolds | Bosco | Bleeker | Vinson | Reeves | Morris |
| April 17, 2012 | STEPHEN F. AUSTIN | Anderson | Morris | Reynolds | Ficociello | Bates | Costello | Gunn | Reeves | Masters |
| April 17, 2012 | STEPHEN F. AUSTIN | Carver | Ficociello | Reynolds | Gunn | Bleeker | Bates | Anderson | Wise | Morris |
| April 20, 2012 | at #22 Ole Miss* | Carver | Ficociello | Reynolds | Bosco | Bigham | Bates | Anderson | Wise | Morris |
| April 21, 2012 | at #22 Ole Miss* | Carver | Bosco | Ficociello | Bates | Reynolds | Bleeker | Reeves | Morris | Bigham |
| April 22, 2012 | at #22 Ole Miss* | Carver | Mahan | Ficociello | Reynolds | Bates | Bleeker | Bigham | Morris | Wise |
| April 24, 2012 | ORAL ROBERTS | Carver | Mahan | Ficociello | Reynolds | Bates | Bleeker | Bigham | Morris | Wise |
| April 27, 2012 | at #5 Florida* | Carver | Mahan | Ficociello | Reynolds | Bates | Bleeker | Bigham | Morris | Wise |
| April 28, 2012 | at #5 Florida* | Carver | Mahan | Ficociello | Reynolds | Bigham | Anderson | Morris | Reeves | Serrano |
| April 29, 2012 | at #5 Florida* | Carver | Mahan | Ficociello | Reynolds | Bigham | Bleeker | Anderson | Wise | Morris |
| May 1, 2012 | MISSOURI | Carver | Mahan | Ficociello | Reynolds | Bigham | Anderson | Bleeker | Reeves | Morris |
| May 2, 2012 | MISSOURI | Carver | Mahan | Ficociello | Bosco | Bigham | Bates | Bleeker | Wise | Morris |
| May 4, 2012 | #5 SOUTH CAROLINA* | Carver | Mahan | Ficociello | Reynolds | Bosco | Anderson | Bigham | Wise | Morris |
| May 5, 2012 | #5 SOUTH CAROLINA* | Carver | Anderson | Ficociello | Reynolds | Bigham | Bleeker | Vinson | Reeves | Morris |
| May 6, 2012 | #5 SOUTH CAROLINA* | Carver | Mahan | Ficociello | Reynolds | Bleeker | Bigham | Anderson | Morris | Wise |
| May 10, 2012 | AUBURN* | Carver | Mahan | Ficociello | Reynolds | Bosco | Bates | Bigham | Morris | Wise |
| May 11, 2012 | AUBURN* | Carver | Mahan | Ficociello | Reynolds | Anderson | Bigham | Vinson | Reeves | Morris |
| May 12, 2012 | AUBURN* | Carver | Mahan | Ficociello | Reynolds | Anderson | Bates | Bigham | Wise | Morris |
| May 15, 2012 | vs. Louisiana Tech% | Carver | Ficociello | Reynolds | Anderson | Bleeker | Bigham | Reeves | Vinson | Serrano |
| May 17, 2012 | at Tennessee* | Carver | Ficociello | Reynolds | Anderson | Bigham | Bleeker | Reeves | Mahan | Vinson |
| May 18, 2012 | at Tennessee* | Carver | Ficociello | Reynolds | Bates | Anderson | Bleeker | Bigham | Wise | Vinson |
| May 19, 2012 | at Tennessee* | Carver | Ficociello | Reynolds | Bates | Anderson | Bleeker | Bigham | Reeves | Vinson |
| May 22, 2012 | vs. #24 Mississippi State! | Carver | Ficociello | Reynolds | Anderson | Bleeker | Mahan | Bigham | Reeves | Vinson |
| May 23, 2012 | vs. Ole Miss! | Carver | Ficociello | Reynolds | Anderson | Mahan | Bigham | Bates | Wise | Vinson |
| June 1, 2012 | vs. Sam Houston State+ | Carver | Ficociello | Reynolds | Anderson | Bigham | Bleeker | Wise | Vinson | Serrano |
| June 2, 2012 | at #8 Rice+ | Carver | Mahan | Reynolds | Ficociello | Anderson | Bigham | Bleeker | Vinson | Wise |
| June 3, 2012 | vs. Sam Houston State+ | Carver | Ficociello | Reynolds | Anderson | Bigham | Bleeker | Vinson | Wise | Serrano |
| June 9, 2012 | at #4 Baylor\$ | Carver | Mahan | Reynolds | Ficociello | Anderson | Bigham | Vinson | Bleeker | Wise |
| June 10, 2012 | at #4 Baylor\$ | Carver | Serrano | Reynolds | Ficociello | Anderson | Bigham | Bleeker | Reeves | Vinson |
| June 11, 2012 | at #4 Baylor\$ | Carver | Mahan | Reynolds | Ficociello | Anderson | Bigham | Vinson | Reeves | Bleeker |
| June 16, 2012 | vs. Kent State# | Carver | Serrano | Reynolds | Ficociello | Anderson | Bigham | Bleeker | Vinson | Wise |
| June 18, 2012 | vs. #7 South Carolina# | Carver | Mahan | Reynolds | Ficociello | Anderson | Bigham | Serrano | Vinson | Wise |
| June 21, 2012 | vs. #7 South Carolina# | Carver | Serrano | Reynolds | Ficociello | Anderson | Bigham | Bleeker | Vinson | Wise |
| June 22, 2012 | vs. #7 South Carolina# | Carver | Mahan | Reynolds | Ficociello | Anderson | Bigham | Serrano | Vinson | Wise |

^ - Houston College Classic • * - Southeastern Conference game • % - Game played in North Little Rock • ! - SEC Tournament • + - Houston Regional • \$ - Waco Super Regional
• # - College World Series

STARTING LINEUPS (DEFENSE)



| Date | Opponent | C | 1B | 2B | 3B | SS | LF | CF | RF | DH |
|----------------|----------------------------|--------|------------|----------|----------|---------|----------|----------|----------|----------|
| Feb. 17, 2012 | VILLANOVA | Wise | Ficociello | Bigham | Reynolds | Carver | Vinson | Morris | Bates | Bleeker |
| Feb. 18, 2012 | VILLANOVA | Reeves | Ficociello | Bigham | Reynolds | Carver | Vinson | Morris | Bates | Bosco |
| Feb. 19, 2012 | VILLANOVA | Wise | Ficociello | Bigham | Reynolds | Carver | Vinson | Morris | Bates | Mahan |
| Feb. 21, 2012 | NORTHWESTERN STATE | Wise | Ficociello | Bigham | Reynolds | Carver | Vinson | Morris | Bates | Mahan |
| Feb. 22, 2012 | NORTHWESTERN STATE | Reeves | Ficociello | Bigham | Reynolds | Carver | Serrano | Morris | Bosco | Mahan |
| Feb. 24, 2012 | VALPARAISO | Wise | Ficociello | Bigham | Reynolds | Carver | Bates | Morris | Bosco | Mahan |
| Feb. 25, 2012 | VALPARAISO | Wise | Ficociello | Bigham | Reynolds | Carver | Vinson | Morris | Bates | Mahan |
| Feb. 26, 2012 | VALPARAISO | Reeves | Ficociello | Bigham | Reynolds | Carver | Vinson | Morris | Bosco | Serrano |
| Feb. 28, 2012 | BYU | Wise | Ficociello | Bigham | Reynolds | Carver | Vinson | Morris | Bates | Bosco |
| Feb. 29, 2012 | BYU | Wise | Ficociello | Bigham | Reynolds | Carver | Vinson | Morris | Bosco | Bates |
| March 2, 2012 | vs. Texas Tech^ | Wise | Ficociello | Bigham | Reynolds | Carver | Vinson | Morris | Bosco | Bates |
| March 3, 2012 | vs. Houston^ | Wise | Ficociello | Bigham | Reynolds | Carver | Vinson | Morris | Bleeker | Mahan |
| March 4, 2012 | vs. #21 Texas^ | Wise | Ficociello | Bigham | Reynolds | Carver | Vinson | Morris | Bosco | Bates |
| March 9, 2012 | BINGHAMTON | Wise | Ficociello | Bigham | Reynolds | Carver | Bleeker | Morris | Bates | Bosco |
| March 10, 2012 | BINGHAMTON | Reeves | Bleeker | Carver | Reynolds | Masters | Bates | Costello | Bosco | Gunn |
| March 10, 2012 | BINGHAMTON | Wise | Ficociello | Bigham | Anderson | Carver | Serrano | Morris | Vinson | Mahan |
| March 13, 2012 | GONZAGA | Wise | Ficociello | Bigham | Reynolds | Carver | Bleeker | Morris | Bosco | Bates |
| March 14, 2012 | GONZAGA | Reeves | Ficociello | Mahan | Reynolds | Carver | Bleeker | Morris | Bates | Bosco |
| March 16, 2012 | ALABAMA* | Wise | Ficociello | Bigham | Reynolds | Carver | Vinson | Morris | Bosco | Bates |
| March 17, 2012 | ALABAMA* | Wise | Ficociello | Bigham | Reynolds | Carver | Vinson | Morris | Bleeker | Serrano |
| March 18, 2012 | ALABAMA* | Wise | Ficociello | Bigham | Reynolds | Carver | Vinson | Morris | Bosco | Bates |
| March 21, 2012 | NEVADA | Reeves | Ficociello | Mahan | Reynolds | Carver | Vinson | Morris | Bates | Bosco |
| March 23, 2012 | at Mississippi State* | Wise | Ficociello | Bigham | Reynolds | Carver | Vinson | Morris | Bosco | Bates |
| March 24, 2012 | at Mississippi State* | Wise | Ficociello | Bigham | Reynolds | Carver | Bleeker | Morris | Bates | Mahan |
| March 25, 2012 | at Mississippi State* | Wise | Ficociello | Mahan | Reynolds | Carver | Bleeker | Morris | Bates | Bosco |
| March 30, 2012 | at #15 LSU* | Wise | Ficociello | Bigham | Reynolds | Carver | Bleeker | Morris | Bates | Bosco |
| March 31, 2012 | at #15 LSU* | Wise | Ficociello | Mahan | Reynolds | Carver | Bleeker | Morris | Bates | Bosco |
| April 1, 2012 | at #15 LSU* | Wise | Ficociello | Bigham | Reynolds | Carver | Serrano | Morris | Bleeker | Bates |
| April 6, 2012 | GEORGIA* | Wise | Ficociello | Bigham | Reynolds | Carver | Bleeker | Morris | Bates | Mahan |
| April 7, 2012 | GEORGIA* | Wise | Ficociello | Mahan | Reynolds | Carver | Serrano | Bleeker | Bosco | Anderson |
| April 8, 2012 | GEORGIA* | Wise | Ficociello | Mahan | Reynolds | Carver | Serrano | Bleeker | Bosco | Anderson |
| April 10, 2012 | at Oklahoma | Wise | Ficociello | Bigham | Reynolds | Carver | Bleeker | Morris | Anderson | Bosco |
| April 13, 2012 | #3 KENTUCKY* | Wise | Ficociello | Mahan | Reynolds | Carver | Bleeker | Morris | Anderson | Bosco |
| April 14, 2012 | #3 KENTUCKY* | Wise | Ficociello | Bigham | Reynolds | Carver | Bleeker | Morris | Anderson | Serrano |
| April 14, 2012 | #3 KENTUCKY* | Reeves | Ficociello | Mahan | Reynolds | Carver | Vinson | Morris | Bleeker | Bosco |
| April 17, 2012 | STEPHEN F. AUSTIN | Reeves | Ficociello | Reynolds | Anderson | Masters | Costello | Morris | Bates | Gunn |
| April 17, 2012 | STEPHEN F. AUSTIN | Wise | Ficociello | Reynolds | Anderson | Carver | Bleeker | Morris | Bates | Gunn |
| April 20, 2012 | at #22 Ole Miss* | Wise | Ficociello | Reynolds | Bigham | Carver | Anderson | Morris | Bates | Bosco |
| April 21, 2012 | at #22 Ole Miss* | Reeves | Ficociello | Bigham | Reynolds | Carver | Bleeker | Morris | Bates | Bosco |
| April 22, 2012 | at #22 Ole Miss* | Wise | Ficociello | Bigham | Reynolds | Carver | Bleeker | Morris | Bates | Mahan |
| April 24, 2012 | ORAL ROBERTS | Wise | Ficociello | Bigham | Reynolds | Carver | Bleeker | Morris | Bates | Mahan |
| April 27, 2012 | at #5 Florida* | Wise | Ficociello | Bigham | Reynolds | Carver | Bleeker | Morris | Bates | Mahan |
| April 28, 2012 | at #5 Florida* | Reeves | Ficociello | Bigham | Reynolds | Carver | Serrano | Morris | Anderson | Mahan |
| April 29, 2012 | at #5 Florida* | Wise | Ficociello | Bigham | Reynolds | Carver | Bleeker | Morris | Anderson | Mahan |
| May 1, 2012 | MISSOURI | Reeves | Ficociello | Bigham | Reynolds | Carver | Bleeker | Morris | Anderson | Mahan |
| May 2, 2012 | MISSOURI | Wise | Ficociello | Mahan | Bigham | Carver | Bleeker | Morris | Bates | Bosco |
| May 4, 2012 | #5 SOUTH CAROLINA* | Wise | Ficociello | Bigham | Reynolds | Carver | Anderson | Morris | Bosco | Mahan |
| May 5, 2012 | #5 SOUTH CAROLINA* | Reeves | Ficociello | Bigham | Reynolds | Carver | Vinson | Morris | Anderson | Bleeker |
| May 6, 2012 | #5 SOUTH CAROLINA* | Wise | Ficociello | Bigham | Reynolds | Carver | Bleeker | Morris | Anderson | Mahan |
| May 10, 2012 | AUBURN* | Wise | Ficociello | Bigham | Reynolds | Carver | Bates | Morris | Bosco | Mahan |
| May 11, 2012 | AUBURN* | Reeves | Ficociello | Bigham | Reynolds | Carver | Vinson | Morris | Anderson | Mahan |
| May 12, 2012 | AUBURN* | Wise | Ficociello | Bigham | Reynolds | Carver | Anderson | Morris | Bates | Mahan |
| May 15, 2012 | vs. Louisiana Tech% | Reeves | Ficociello | Bigham | Reynolds | Carver | Bleeker | Vinson | Anderson | Serrano |
| May 17, 2012 | at Tennessee* | Reeves | Ficociello | Bigham | Reynolds | Carver | Bleeker | Vinson | Anderson | Mahan |
| May 18, 2012 | at Tennessee* | Wise | Ficociello | Bigham | Reynolds | Carver | Bleeker | Vinson | Anderson | Bates |
| May 19, 2012 | at Tennessee* | Reeves | Ficociello | Bigham | Reynolds | Carver | Bleeker | Vinson | Anderson | Bates |
| May 22, 2012 | vs. #24 Mississippi State! | Reeves | Ficociello | Bigham | Reynolds | Carver | Bleeker | Vinson | Anderson | Mahan |
| May 23, 2012 | vs. Ole Miss! | Wise | Ficociello | Bigham | Reynolds | Carver | Anderson | Vinson | Bates | Mahan |
| June 1, 2012 | vs. Sam Houston State+ | Wise | Ficociello | Bigham | Reynolds | Carver | Bleeker | Vinson | Anderson | Serrano |
| June 2, 2012 | at #8 Rice+ | Wise | Ficociello | Bigham | Reynolds | Carver | Bleeker | Vinson | Anderson | Mahan |
| June 3, 2012 | vs. Sam Houston State+ | Wise | Ficociello | Bigham | Reynolds | Carver | Bleeker | Vinson | Anderson | Serrano |
| June 9, 2012 | at #4 Baylor\$ | Wise | Ficociello | Bigham | Reynolds | Carver | Bleeker | Vinson | Anderson | Mahan |
| June 10, 2012 | at #4 Baylor\$ | Reeves | Ficociello | Bigham | Reynolds | Carver | Bleeker | Vinson | Anderson | Serrano |
| June 11, 2012 | at #4 Baylor\$ | Reeves | Ficociello | Bigham | Reynolds | Carver | Bleeker | Vinson | Anderson | Mahan |
| June 16, 2012 | vs. Kent State# | Wise | Ficociello | Bigham | Reynolds | Carver | Bleeker | Vinson | Anderson | Serrano |
| June 18, 2012 | vs. #7 South Carolina# | Wise | Ficociello | Bigham | Reynolds | Carver | Serrano | Vinson | Anderson | Mahan |
| June 21, 2012 | vs. #7 South Carolina# | Wise | Ficociello | Bigham | Reynolds | Carver | Bleeker | Vinson | Anderson | Serrano |
| June 22, 2012 | vs. #7 South Carolina# | Wise | Ficociello | Bigham | Reynolds | Carver | Serrano | Vinson | Anderson | Mahan |

^ - Houston College Classic • * - Southeastern Conference game • % - Game played in North Little Rock • ! - SEC Tournament • + - Houston Regional • \$ - Waco Super Regional
• # - College World Series



GAME-BY-GAME HITTING

| Date | Opponent | AB | R | H | RBI | 2B | 3B | HR | BB | IBB | SB | CS | HBP | SAC | SF | GDP | K | PO | A | E | Avg |
|----------------|----------------------------|-------------|------------|------------|------------|------------|----------|-----------|------------|-----------|-----------|-----------|-----------|-----------|-----------|-----------|------------|-------------|------------|-----------|-------------|
| Feb. 17, 2012 | VILLANOVA | 35 | 11 | 13 | 9 | 3 | 1 | 1 | 3 | 0 | 3 | 0 | 2 | 0 | 1 | 2 | 3 | 27 | 11 | 1 | .371 |
| Feb. 18, 2012 | VILLANOVA | 34 | 13 | 13 | 10 | 1 | 0 | 1 | 9 | 0 | 2 | 1 | 2 | 1 | 2 | 0 | 4 | 27 | 6 | 1 | .377 |
| Feb. 19, 2012 | VILLANOVA | 37 | 17 | 17 | 16 | 3 | 0 | 2 | 8 | 0 | 2 | 0 | 5 | 0 | 2 | 0 | 5 | 24 | 10 | 0 | .406 |
| Feb. 21, 2012 | NORTHWESTERN STATE | 33 | 8 | 8 | 7 | 3 | 0 | 0 | 10 | 1 | 1 | 1 | 0 | 0 | 0 | 0 | 7 | 27 | 10 | 4 | .367 |
| Feb. 22, 2012 | NORTHWESTERN STATE | 31 | 6 | 8 | 6 | 2 | 0 | 2 | 1 | 0 | 1 | 0 | 0 | 1 | 0 | 0 | 6 | 27 | 14 | 1 | .347 |
| Feb. 24, 2012 | VALPARAISO | 37 | 7 | 13 | 7 | 2 | 0 | 0 | 6 | 0 | 4 | 1 | 1 | 0 | 0 | 0 | 4 | 27 | 13 | 0 | .348 |
| Feb. 25, 2012 | VALPARAISO | 28 | 4 | 6 | 4 | 1 | 0 | 0 | 3 | 0 | 2 | 0 | 2 | 1 | 1 | 0 | 5 | 27 | 12 | 4 | .332 |
| Feb. 26, 2012 | VALPARAISO | 39 | 9 | 14 | 9 | 3 | 0 | 1 | 4 | 0 | 0 | 1 | 3 | 1 | 2 | 1 | 4 | 30 | 11 | 3 | .336 |
| Feb. 28, 2012 | BYU | 24 | 5 | 6 | 5 | 0 | 0 | 0 | 7 | 0 | 0 | 1 | 0 | 1 | 3 | 2 | 3 | 27 | 8 | 1 | .329 |
| Feb. 29, 2012 | BYU | 37 | 8 | 13 | 8 | 2 | 0 | 2 | 5 | 0 | 0 | 1 | 0 | 0 | 1 | 0 | 7 | 27 | 8 | 2 | .331 |
| March 2, 2012 | vs. Texas Tech^ | 27 | 3 | 7 | 3 | 2 | 0 | 1 | 1 | 0 | 1 | 1 | 1 | 1 | 0 | 2 | 7 | 27 | 9 | 0 | .326 |
| March 3, 2012 | vs. Houston^ | 30 | 1 | 6 | 1 | 0 | 0 | 0 | 4 | 0 | 0 | 2 | 0 | 0 | 0 | 1 | 7 | 24 | 8 | 1 | .316 |
| March 4, 2012 | vs. #21 Texas^ | 31 | 7 | 8 | 7 | 2 | 0 | 1 | 6 | 1 | 0 | 1 | 1 | 2 | 1 | 0 | 7 | 27 | 15 | 1 | .312 |
| March 9, 2012 | BINGHAMTON | 33 | 4 | 8 | 4 | 0 | 0 | 4 | 1 | 0 | 2 | 0 | 0 | 0 | 0 | 0 | 5 | 27 | 8 | 1 | .307 |
| March 10, 2012 | BINGHAMTON | 34 | 5 | 10 | 5 | 3 | 0 | 3 | 1 | 0 | 0 | 0 | 0 | 0 | 0 | 0 | 2 | 27 | 17 | 2 | .306 |
| March 10, 2012 | BINGHAMTON | 29 | 6 | 8 | 5 | 0 | 0 | 0 | 4 | 0 | 5 | 0 | 4 | 0 | 1 | 0 | 4 | 27 | 13 | 0 | .304 |
| March 13, 2012 | GONZAGA | 25 | 1 | 3 | 1 | 0 | 0 | 1 | 3 | 0 | 1 | 0 | 0 | 0 | 0 | 0 | 2 | 27 | 15 | 1 | .296 |
| March 14, 2012 | GONZAGA | 31 | 5 | 7 | 5 | 2 | 0 | 0 | 4 | 2 | 1 | 0 | 1 | 0 | 0 | 0 | 5 | 27 | 15 | 2 | .292 |
| March 16, 2012 | ALABAMA* | 39 | 4 | 9 | 4 | 2 | 0 | 0 | 12 | 1 | 0 | 1 | 1 | 1 | 0 | 1 | 9 | 36 | 14 | 1 | .288 |
| March 17, 2012 | ALABAMA* | 29 | 8 | 9 | 7 | 3 | 0 | 0 | 9 | 0 | 1 | 1 | 0 | 1 | 1 | 0 | 9 | 27 | 17 | 3 | .289 |
| March 18, 2012 | ALABAMA* | 34 | 7 | 11 | 5 | 1 | 0 | 0 | 7 | 0 | 3 | 0 | 0 | 0 | 1 | 2 | 5 | 27 | 14 | 0 | .291 |
| March 21, 2012 | NEVADA | 35 | 10 | 12 | 8 | 4 | 0 | 0 | 7 | 0 | 0 | 0 | 2 | 0 | 0 | 0 | 6 | 27 | 9 | 2 | .294 |
| March 23, 2012 | at Mississippi State* | 31 | 2 | 7 | 2 | 2 | 1 | 0 | 3 | 0 | 0 | 1 | 0 | 0 | 0 | 1 | 10 | 24 | 9 | 2 | .291 |
| March 24, 2012 | at Mississippi State* | 39 | 8 | 14 | 7 | 3 | 0 | 0 | 5 | 0 | 3 | 0 | 0 | 1 | 0 | 1 | 14 | 27 | 7 | 0 | .294 |
| March 25, 2012 | at Mississippi State* | 47 | 8 | 15 | 7 | 5 | 0 | 0 | 7 | 1 | 4 | 0 | 0 | 1 | 0 | 2 | 6 | 33 | 12 | 0 | .296 |
| March 30, 2012 | at #15 LSU* | 36 | 6 | 8 | 5 | 3 | 1 | 0 | 3 | 0 | 1 | 1 | 0 | 0 | 0 | 0 | 15 | 24 | 9 | 1 | .292 |
| March 31, 2012 | at #15 LSU* | 31 | 1 | 5 | 1 | 0 | 0 | 0 | 1 | 0 | 1 | 1 | 1 | 0 | 0 | 0 | 9 | 25 | 7 | 1 | .288 |
| April 1, 2012 | at #15 LSU* | 38 | 2 | 5 | 2 | 0 | 0 | 2 | 1 | 0 | 1 | 0 | 0 | 0 | 0 | 0 | 16 | 32 | 15 | 1 | .282 |
| April 6, 2012 | GEORGIA* | 32 | 2 | 7 | 2 | 2 | 0 | 0 | 3 | 0 | 0 | 1 | 0 | 0 | 0 | 0 | 11 | 27 | 11 | 1 | .280 |
| April 7, 2012 | GEORGIA* | 37 | 8 | 13 | 8 | 4 | 0 | 1 | 3 | 1 | 3 | 0 | 1 | 0 | 0 | 0 | 3 | 27 | 13 | 2 | .282 |
| April 8, 2012 | GEORGIA* | 34 | 8 | 11 | 8 | 1 | 0 | 1 | 5 | 0 | 1 | 0 | 2 | 1 | 0 | 0 | 4 | 27 | 9 | 1 | .284 |
| April 10, 2012 | at Oklahoma | 30 | 0 | 3 | 0 | 0 | 0 | 0 | 3 | 0 | 0 | 0 | 0 | 0 | 0 | 1 | 5 | 24 | 7 | 1 | .278 |
| April 13, 2012 | #3 KENTUCKY* | 28 | 8 | 9 | 8 | 2 | 2 | 0 | 5 | 1 | 0 | 0 | 1 | 1 | 0 | 3 | 4 | 27 | 7 | 0 | .279 |
| April 14, 2012 | #3 KENTUCKY* | 30 | 4 | 3 | 2 | 0 | 0 | 1 | 5 | 0 | 2 | 0 | 0 | 1 | 0 | 0 | 4 | 27 | 11 | 3 | .275 |
| April 14, 2012 | #3 KENTUCKY* | 33 | 1 | 9 | 1 | 0 | 0 | 0 | 2 | 0 | 0 | 0 | 0 | 1 | 0 | 1 | 6 | 27 | 10 | 0 | .275 |
| April 17, 2012 | STEPHEN F. AUSTIN | 39 | 8 | 17 | 8 | 3 | 0 | 0 | 2 | 0 | 2 | 0 | 0 | 0 | 0 | 1 | 3 | 27 | 5 | 1 | .280 |
| April 17, 2012 | STEPHEN F. AUSTIN | 34 | 4 | 10 | 4 | 1 | 0 | 0 | 2 | 2 | 0 | 0 | 1 | 2 | 1 | 0 | 6 | 27 | 11 | 1 | .280 |
| April 20, 2012 | at #22 Ole Miss* | 34 | 2 | 7 | 2 | 0 | 0 | 2 | 2 | 0 | 0 | 0 | 0 | 0 | 0 | 0 | 11 | 24 | 10 | 1 | .278 |
| April 21, 2012 | at #22 Ole Miss* | 27 | 0 | 2 | 0 | 0 | 0 | 0 | 3 | 0 | 0 | 0 | 0 | 1 | 0 | 2 | 7 | 24 | 12 | 0 | .274 |
| April 22, 2012 | at #22 Ole Miss* | 42 | 11 | 18 | 11 | 5 | 1 | 0 | 1 | 0 | 1 | 1 | 2 | 0 | 1 | 0 | 11 | 27 | 9 | 0 | .279 |
| April 24, 2012 | ORAL ROBERTS | 30 | 6 | 9 | 6 | 1 | 0 | 2 | 2 | 0 | 0 | 1 | 1 | 1 | 0 | 2 | 4 | 27 | 7 | 2 | .279 |
| April 27, 2012 | at #5 Florida* | 32 | 2 | 8 | 1 | 1 | 0 | 0 | 1 | 0 | 0 | 1 | 1 | 1 | 0 | 1 | 7 | 24 | 10 | 0 | .279 |
| April 28, 2012 | at #5 Florida* | 36 | 5 | 10 | 4 | 1 | 0 | 0 | 1 | 1 | 1 | 0 | 1 | 1 | 0 | 0 | 10 | 27 | 15 | 1 | .279 |
| April 29, 2012 | at #5 Florida* | 32 | 3 | 6 | 3 | 2 | 0 | 0 | 4 | 1 | 0 | 2 | 2 | 2 | 0 | 1 | 13 | 30 | 15 | 2 | .277 |
| May 1, 2012 | MISSOURI | 33 | 6 | 10 | 5 | 4 | 1 | 0 | 2 | 0 | 0 | 0 | 0 | 1 | 1 | 0 | 4 | 27 | 7 | 2 | .277 |
| May 2, 2012 | MISSOURI | 28 | 2 | 5 | 2 | 2 | 0 | 0 | 1 | 0 | 3 | 1 | 2 | 0 | 0 | 0 | 9 | 27 | 12 | 1 | .275 |
| May 4, 2012 | #5 SOUTH CAROLINA* | 30 | 6 | 7 | 6 | 0 | 0 | 0 | 6 | 0 | 2 | 2 | 0 | 3 | 1 | 2 | 1 | 30 | 11 | 2 | .275 |
| May 5, 2012 | #5 SOUTH CAROLINA* | 37 | 7 | 17 | 7 | 3 | 0 | 0 | 0 | 0 | 0 | 1 | 1 | 3 | 0 | 1 | 2 | 27 | 8 | 1 | .279 |
| May 6, 2012 | #5 SOUTH CAROLINA* | 36 | 7 | 15 | 7 | 1 | 0 | 0 | 4 | 0 | 0 | 2 | 2 | 1 | 0 | 1 | 4 | 27 | 11 | 2 | .282 |
| May 10, 2012 | AUBURN* | 30 | 2 | 4 | 2 | 2 | 0 | 1 | 0 | 0 | 0 | 1 | 1 | 2 | 1 | 0 | 9 | 30 | 14 | 0 | .279 |
| May 11, 2012 | AUBURN* | 31 | 5 | 4 | 3 | 0 | 0 | 1 | 4 | 0 | 0 | 2 | 0 | 0 | 0 | 0 | 2 | 27 | 4 | 3 | .276 |
| May 12, 2012 | AUBURN* | 32 | 5 | 10 | 5 | 3 | 0 | 1 | 4 | 0 | 0 | 0 | 1 | 1 | 2 | 2 | 6 | 27 | 17 | 0 | .277 |
| May 15, 2012 | vs. Louisiana Tech% | 40 | 6 | 14 | 5 | 3 | 0 | 1 | 7 | 3 | 1 | 0 | 0 | 1 | 1 | 0 | 14 | 30 | 12 | 2 | .279 |
| May 17, 2012 | at Tennessee* | 37 | 8 | 12 | 8 | 2 | 0 | 4 | 7 | 0 | 0 | 0 | 1 | 0 | 1 | 1 | 2 | 27 | 10 | 1 | .280 |
| May 18, 2012 | at Tennessee* | 39 | 10 | 14 | 6 | 5 | 1 | 0 | 2 | 0 | 0 | 1 | 1 | 0 | 0 | 0 | 6 | 27 | 10 | 2 | .281 |
| May 19, 2012 | at Tennessee* | 39 | 8 | 13 | 7 | 2 | 0 | 2 | 3 | 0 | 1 | 1 | 3 | 0 | 0 | 1 | 7 | 27 | 17 | 1 | .283 |
| May 22, 2012 | vs. #24 Mississippi State! | 34 | 1 | 7 | 1 | 3 | 0 | 0 | 2 | 0 | 0 | 0 | 3 | 0 | 0 | 2 | 7 | 27 | 12 | 2 | .281 |
| May 23, 2012 | vs. Ole Miss! | 33 | 0 | 6 | 0 | 1 | 0 | 0 | 1 | 1 | 1 | 0 | 0 | 0 | 0 | 0 | 11 | 24 | 5 | 2 | .279 |
| June 1, 2012 | vs. Sam Houston State+ | 28 | 5 | 7 | 5 | 2 | 0 | 0 | 3 | 0 | 1 | 0 | 3 | 1 | 2 | 1 | 2 | 27 | 13 | 2 | .279 |
| June 2, 2012 | at #8 Rice+ | 28 | 1 | 2 | 0 | 1 | 0 | 0 | 3 | 0 | 4 | 0 | 0 | 2 | 0 | 0 | 11 | 27 | 15 | 0 | .276 |
| June 3, 2012 | vs. Sam Houston State+ | 36 | 5 | 12 | 4 | 3 | 0 | 0 | 1 | 0 | 0 | 0 | 0 | 1 | 2 | 1 | 4 | 27 | 8 | 1 | .277 |
| June 9, 2012 | at #4 Baylor\$ | 33 | 1 | 7 | 1 | 1 | 0 | 0 | 1 | 0 | 0 | 0 | 1 | 0 | 0 | 1 | 6 | 24 | 11 | 0 | .276 |
| June 10, 2012 | at #4 Baylor\$ | 31 | 5 | 7 | 5 | 1 | 1 | 0 | 1 | 0 | 1 | 1 | 2 | 0 | 1 | 0 | 5 | 27 | 13 | 1 | .275 |
| June 11, 2012 | at #4 Baylor\$ | 34 | 1 | 5 | 1 | 1 | 0 | 0 | 0 | 0 | 0 | 0 | 1 | 1 | 0 | 0 | 9 | 30 | 13 | 0 | .273 |
| June 16, 2012 | vs. Kent State# | 28 | 8 | 10 | 7 | 2 | 0 | 1 | 7 | 0 | 0 | 0 | 0 | 2 | 0 | 4 | 5 | 27 | 15 | 1 | .274 |
| June 18, 2012 | vs. #7 South Carolina# | 30 | 2 | 6 | 2 | 1 | 0 | 0 | 3 | 0 | 2 | 0 | 0 | 3 | 0 | 0 | 6 | 27 | 11 | 1 | .273 |
| June 21, 2012 | vs. #7 South Carolina# | 26 | 0 | 3 | 0 | 0 | 0 | 0 | 2 | 0 | 0 | 1 | 1 | 0 | 0 | 1 | 8 | 27 | 12 | 1 | .272 |
| June 22, 2012 | vs. #7 South Carolina# | 30 | 2 | 6 | 2 | 1 | 0 | 0 | 2 | 1 | 3 | 0 | 1 | 2 | 1 | 0 | 10 | 24 | 7 | 0 | .271 |
| Totals | | 2247 | 351 | 608 | 319 | 119 | 9 | 39 | 245 | 17 | 68 | 34 | 62 | 48 | 31 | 45 | 445 | 1839 | 746 | 80 | .271 |

^ - Houston College Classic • * - Southeastern Conference game • % - Game played in North Little Rock • ! - SEC Tournament • + - Houston Regional • \$ - Waco Super Regional
• # - College World Series

GAME-BY-GAME PITCHING



| Date | Opponent | IP | H | R | ER | BB | SO | 2B | 3B | HR | WP | BK | HBP | DP | IBB | Score | W | L | SV | ERA |
|----------------|----------------------------|--------------|------------|------------|------------|------------|------------|-----------|----------|-----------|-----------|----------|-----------|-----------|----------|----------------|-----------|-----------|-----------|-------------|
| Feb. 17, 2012 | VILLANOVA | 9.0 | 8 | 5 | 5 | 4 | 8 | 3 | 0 | 1 | 0 | 0 | 0 | 0 | 0 | 11-5 | 1 | 0 | 0 | 5.00 |
| Feb. 18, 2012 | VILLANOVA | 9.0 | 5 | 1 | 1 | 6 | 11 | 1 | 0 | 0 | 0 | 0 | 0 | 1 | 0 | 13-1 | 2 | 0 | 0 | 3.00 |
| Feb. 19, 2012 | VILLANOVA | 8.0 | 4 | 1 | 1 | 6 | 9 | 1 | 0 | 0 | 2 | 0 | 1 | 1 | 0 | 17-1 | 3 | 0 | 0 | 2.42 |
| Feb. 21, 2012 | NORTHWESTERN STATE | 9.0 | 11 | 7 | 5 | 4 | 7 | 0 | 0 | 0 | 3 | 0 | 0 | 0 | 0 | 8-7 | 4 | 0 | 0 | 3.09 |
| Feb. 22, 2012 | NORTHWESTERN STATE | 9.0 | 7 | 2 | 2 | 4 | 6 | 1 | 1 | 1 | 1 | 0 | 0 | 0 | 0 | 6-2 | 5 | 0 | 0 | 2.86 |
| Feb. 24, 2012 | VALPARAISO | 9.0 | 6 | 3 | 3 | 3 | 9 | 1 | 0 | 1 | 0 | 0 | 0 | 0 | 0 | 7-3 | 6 | 0 | 1 | 2.89 |
| Feb. 25, 2012 | VALPARAISO | 9.0 | 9 | 3 | 1 | 2 | 7 | 0 | 0 | 0 | 1 | 0 | 1 | 1 | 0 | 4-3 | 7 | 0 | 2 | 2.61 |
| Feb. 26, 2012 | VALPARAISO | 10.0 | 14 | 10 | 10 | 3 | 14 | 2 | 0 | 0 | 2 | 0 | 2 | 0 | 0 | 9-10 | 7 | 1 | 2 | 3.50 |
| Feb. 28, 2012 | BYU | 9.0 | 3 | 0 | 0 | 1 | 9 | 0 | 0 | 0 | 0 | 0 | 1 | 0 | 0 | 5-0 | 8 | 1 | 2 | 3.11 |
| Feb. 29, 2012 | BYU | 9.0 | 5 | 1 | 1 | 1 | 8 | 0 | 0 | 0 | 0 | 0 | 0 | 1 | 0 | 8-1 | 9 | 1 | 2 | 2.90 |
| March 2, 2012 | vs. Texas Tech^ | 9.0 | 7 | 1 | 1 | 4 | 11 | 0 | 0 | 0 | 1 | 0 | 0 | 1 | 0 | 3-1 | 10 | 1 | 3 | 2.73 |
| March 3, 2012 | vs. Houston^ | 8.0 | 8 | 4 | 3 | 2 | 6 | 1 | 0 | 1 | 0 | 0 | 0 | 0 | 0 | 1-4 | 10 | 2 | 3 | 2.78 |
| March 4, 2012 | vs. #21 Texas^ | 9.0 | 7 | 3 | 2 | 3 | 10 | 2 | 0 | 0 | 2 | 0 | 1 | 1 | 0 | 7-3 | 11 | 2 | 4 | 2.72 |
| March 9, 2012 | BINGHAMTON | 9.0 | 3 | 0 | 0 | 2 | 9 | 0 | 0 | 0 | 0 | 0 | 0 | 2 | 0 | 4-0 | 12 | 2 | 4 | 2.52 |
| March 10, 2012 | BINGHAMTON | 9.0 | 7 | 3 | 2 | 1 | 8 | 3 | 0 | 0 | 0 | 0 | 0 | 0 | 0 | 5-3 | 13 | 2 | 5 | 2.49 |
| March 10, 2012 | BINGHAMTON | 9.0 | 4 | 0 | 0 | 2 | 7 | 1 | 0 | 0 | 0 | 0 | 0 | 0 | 0 | 6-0 | 14 | 2 | 5 | 2.33 |
| March 13, 2012 | GONZAGA | 9.0 | 6 | 0 | 0 | 2 | 6 | 2 | 0 | 0 | 0 | 0 | 1 | 1 | 0 | 1-0 | 15 | 2 | 6 | 2.19 |
| March 14, 2012 | GONZAGA | 9.0 | 8 | 3 | 2 | 2 | 5 | 0 | 0 | 1 | 0 | 0 | 2 | 3 | 0 | 5-3 | 16 | 2 | 7 | 2.18 |
| March 16, 2012 | ALABAMA* | 12.0 | 9 | 3 | 3 | 5 | 10 | 2 | 0 | 0 | 3 | 1 | 2 | 1 | 0 | 4-3 | 17 | 2 | 7 | 2.18 |
| March 17, 2012 | ALABAMA* | 9.0 | 9 | 4 | 2 | 3 | 5 | 1 | 0 | 0 | 1 | 0 | 0 | 2 | 0 | 8-4 | 18 | 2 | 8 | 2.18 |
| March 18, 2012 | ALABAMA* | 9.0 | 8 | 4 | 4 | 1 | 6 | 2 | 0 | 0 | 0 | 0 | 0 | 1 | 0 | 7-4 | 19 | 2 | 9 | 2.26 |
| March 21, 2012 | NEVADA | 9.0 | 3 | 2 | 2 | 2 | 13 | 0 | 0 | 0 | 0 | 0 | 3 | 1 | 0 | 10-2 | 20 | 2 | 9 | 2.25 |
| March 23, 2012 | at Mississippi State* | 8.0 | 12 | 11 | 9 | 6 | 9 | 3 | 0 | 2 | 1 | 0 | 2 | 1 | 0 | 2-11 | 20 | 3 | 9 | 2.55 |
| March 24, 2012 | at Mississippi State* | 9.0 | 3 | 0 | 0 | 2 | 8 | 0 | 0 | 0 | 0 | 0 | 1 | 1 | 0 | 8-0 | 21 | 3 | 9 | 2.45 |
| March 25, 2012 | at Mississippi State* | 11.0 | 10 | 5 | 5 | 9 | 9 | 1 | 0 | 0 | 1 | 0 | 1 | 1 | 0 | 8-5 | 22 | 3 | 10 | 2.53 |
| March 30, 2012 | at #15 LSU* | 8.0 | 17 | 10 | 10 | 2 | 7 | 2 | 0 | 3 | 1 | 0 | 2 | 1 | 1 | 6-10 | 22 | 4 | 10 | 2.82 |
| March 31, 2012 | at #15 LSU* | 8.1 | 8 | 2 | 2 | 2 | 11 | 1 | 0 | 0 | 1 | 0 | 0 | 2 | 1 | 1-2 | 22 | 5 | 10 | 2.80 |
| April 1, 2012 | at #15 LSU* | 10.2 | 11 | 3 | 3 | 4 | 6 | 1 | 0 | 0 | 1 | 0 | 1 | 2 | 1 | 2-3 | 22 | 6 | 10 | 2.79 |
| April 6, 2012 | GEORGIA* | 9.0 | 7 | 4 | 3 | 3 | 12 | 2 | 0 | 0 | 2 | 0 | 0 | 0 | 0 | 2-4 | 22 | 7 | 10 | 2.80 |
| April 7, 2012 | GEORGIA* | 9.0 | 7 | 3 | 1 | 3 | 8 | 0 | 0 | 0 | 0 | 0 | 1 | 1 | 0 | 8-3 | 23 | 7 | 10 | 2.74 |
| April 8, 2012 | GEORGIA* | 9.0 | 6 | 0 | 0 | 1 | 8 | 1 | 0 | 0 | 0 | 0 | 0 | 1 | 0 | 8-0 | 24 | 7 | 10 | 2.65 |
| April 10, 2012 | at Oklahoma | 8.0 | 8 | 4 | 3 | 0 | 7 | 4 | 0 | 0 | 1 | 0 | 1 | 0 | 0 | 0-4 | 24 | 8 | 10 | 2.67 |
| April 13, 2012 | #3 KENTUCKY* | 9.0 | 11 | 7 | 6 | 3 | 10 | 3 | 0 | 0 | 0 | 0 | 0 | 1 | 0 | 8-7 | 25 | 8 | 10 | 2.77 |
| April 14, 2012 | #3 KENTUCKY* | 9.0 | 9 | 5 | 2 | 2 | 8 | 3 | 0 | 0 | 0 | 0 | 1 | 0 | 0 | 4-5 | 25 | 9 | 10 | 2.75 |
| April 14, 2012 | #3 KENTUCKY* | 9.0 | 6 | 2 | 2 | 3 | 10 | 1 | 0 | 1 | 1 | 0 | 0 | 0 | 0 | 1-2 | 25 | 10 | 10 | 2.73 |
| April 17, 2012 | STEPHEN F. AUSTIN | 9.0 | 6 | 3 | 3 | 3 | 10 | 1 | 0 | 1 | 1 | 0 | 0 | 2 | 0 | 8-3 | 26 | 10 | 11 | 2.73 |
| April 17, 2012 | STEPHEN F. AUSTIN | 9.0 | 4 | 3 | 2 | 5 | 8 | 1 | 0 | 0 | 1 | 0 | 2 | 1 | 0 | 4-3 | 27 | 10 | 11 | 2.71 |
| April 20, 2012 | at #22 Ole Miss* | 8.0 | 14 | 8 | 8 | 1 | 4 | 4 | 0 | 2 | 2 | 0 | 3 | 1 | 0 | 2-8 | 27 | 11 | 11 | 2.86 |
| April 21, 2012 | at #22 Ole Miss* | 8.0 | 5 | 1 | 1 | 1 | 5 | 0 | 0 | 0 | 2 | 0 | 1 | 0 | 0 | 0-1 | 27 | 12 | 11 | 2.82 |
| April 22, 2012 | at #22 Ole Miss* | 9.0 | 13 | 3 | 3 | 4 | 9 | 0 | 0 | 0 | 0 | 0 | 2 | 2 | 0 | 11-3 | 28 | 12 | 11 | 2.83 |
| April 24, 2012 | ORAL ROBERTS | 9.0 | 1 | 1 | 1 | 3 | 14 | 1 | 0 | 0 | 1 | 0 | 0 | 0 | 0 | 6-1 | 29 | 12 | 11 | 2.78 |
| April 27, 2012 | at #5 Florida* | 8.0 | 5 | 3 | 3 | 4 | 4 | 1 | 0 | 0 | 2 | 0 | 2 | 0 | 0 | 2-3 | 29 | 13 | 11 | 2.79 |
| April 28, 2012 | at #5 Florida* | 9.0 | 9 | 1 | 0 | 1 | 6 | 2 | 0 | 0 | 0 | 0 | 2 | 1 | 0 | 5-1 | 30 | 13 | 11 | 2.73 |
| April 29, 2012 | at #5 Florida* | 10.0 | 5 | 1 | 1 | 1 | 7 | 0 | 0 | 0 | 0 | 0 | 1 | 1 | 0 | 3-1 | 31 | 13 | 12 | 2.68 |
| May 1, 2012 | MISSOURI | 9.0 | 4 | 3 | 2 | 4 | 12 | 1 | 0 | 0 | 4 | 0 | 0 | 0 | 0 | 6-3 | 32 | 13 | 12 | 2.67 |
| May 2, 2012 | MISSOURI | 9.0 | 4 | 0 | 0 | 3 | 6 | 0 | 0 | 0 | 0 | 0 | 3 | 0 | 0 | 2-0 | 33 | 13 | 13 | 2.61 |
| May 4, 2012 | #5 SOUTH CAROLINA* | 10.0 | 13 | 8 | 8 | 6 | 11 | 3 | 0 | 1 | 0 | 0 | 2 | 0 | 0 | 6-8 | 33 | 14 | 13 | 2.72 |
| May 5, 2012 | #5 SOUTH CAROLINA* | 9.0 | 9 | 6 | 6 | 7 | 8 | 0 | 0 | 2 | 3 | 0 | 1 | 1 | 1 | 7-6 | 34 | 14 | 14 | 2.79 |
| May 6, 2012 | #5 SOUTH CAROLINA* | 9.0 | 10 | 10 | 10 | 3 | 8 | 3 | 0 | 0 | 2 | 0 | 1 | 0 | 2 | 7-10 | 34 | 15 | 14 | 2.93 |
| May 10, 2012 | AUBURN* | 10.0 | 9 | 3 | 3 | 3 | 13 | 4 | 0 | 0 | 0 | 0 | 1 | 0 | 1 | 2-3 | 34 | 16 | 14 | 2.93 |
| May 11, 2012 | AUBURN* | 9.0 | 10 | 4 | 3 | 2 | 7 | 1 | 0 | 1 | 0 | 2 | 2 | 0 | 0 | 5-4 | 35 | 16 | 14 | 2.93 |
| May 12, 2012 | AUBURN* | 9.0 | 18 | 12 | 12 | 7 | 5 | 3 | 0 | 1 | 3 | 0 | 0 | 3 | 0 | 5-12 | 35 | 17 | 14 | 3.10 |
| May 15, 2012 | vs. Louisiana Tech% | 10.0 | 7 | 5 | 5 | 5 | 13 | 3 | 0 | 0 | 1 | 0 | 0 | 1 | 0 | 6-5 | 36 | 17 | 14 | 3.13 |
| May 17, 2012 | at Tennessee* | 9.0 | 2 | 0 | 0 | 1 | 8 | 0 | 0 | 0 | 1 | 0 | 1 | 1 | 0 | 8-0 | 37 | 17 | 14 | 3.07 |
| May 18, 2012 | at Tennessee* | 9.0 | 10 | 3 | 2 | 6 | 8 | 0 | 0 | 0 | 2 | 0 | 1 | 1 | 0 | 10-3 | 38 | 17 | 14 | 3.05 |
| May 19, 2012 | at Tennessee* | 9.0 | 7 | 2 | 0 | 1 | 4 | 1 | 0 | 0 | 0 | 0 | 2 | 1 | 0 | 8-2 | 39 | 17 | 14 | 3.00 |
| May 22, 2012 | vs. #24 Mississippi State! | 9.0 | 9 | 9 | 3 | 9 | 7 | 0 | 0 | 1 | 0 | 0 | 2 | 3 | 1 | 1-9 | 39 | 18 | 14 | 3.00 |
| May 23, 2012 | vs. Ole Miss! | 8.0 | 8 | 2 | 2 | 3 | 5 | 1 | 1 | 0 | 0 | 0 | 0 | 1 | 0 | 0-2 | 39 | 19 | 14 | 2.99 |
| June 1, 2012 | vs. Sam Houston State+ | 9.0 | 8 | 4 | 0 | 3 | 6 | 0 | 1 | 0 | 0 | 0 | 1 | 1 | 0 | 5-4 | 40 | 19 | 14 | 2.94 |
| June 2, 2012 | at #8 Rice+ | 9.0 | 6 | 0 | 0 | 2 | 4 | 0 | 0 | 0 | 0 | 0 | 0 | 1 | 0 | 1-0 | 41 | 19 | 15 | 2.89 |
| June 3, 2012 | vs. Sam Houston State+ | 9.0 | 7 | 1 | 1 | 0 | 4 | 0 | 0 | 0 | 0 | 0 | 0 | 1 | 0 | 5-1 | 42 | 19 | 15 | 2.86 |
| June 9, 2012 | at #4 Baylor\$ | 8.0 | 12 | 8 | 7 | 3 | 8 | 4 | 0 | 3 | 1 | 0 | 2 | 2 | 0 | 1-8 | 42 | 20 | 15 | 2.93 |
| June 10, 2012 | at #4 Baylor\$ | 9.0 | 6 | 4 | 4 | 5 | 8 | 0 | 0 | 0 | 2 | 0 | 1 | 2 | 0 | 5-4 | 43 | 20 | 15 | 2.95 |
| June 11, 2012 | at #4 Baylor\$ | 10.0 | 5 | 0 | 0 | 8 | 8 | 0 | 0 | 0 | 0 | 0 | 0 | 2 | 0 | 1-0 | 44 | 20 | 15 | 2.90 |
| June 16, 2012 | vs. Kent State# | 9.0 | 4 | 1 | 1 | 1 | 5 | 0 | 0 | 1 | 0 | 0 | 0 | 1 | 0 | 8-1 | 45 | 20 | 16 | 2.87 |
| June 18, 2012 | vs. #7 South Carolina# | 9.0 | 4 | 1 | 1 | 3 | 4 | 2 | 1 | 0 | 2 | 0 | 0 | 0 | 0 | 2-1 | 46 | 20 | 17 | 2.84 |
| June 21, 2012 | vs. #7 South Carolina# | 9.0 | 8 | 2 | 2 | 4 | 4 | 2 | 0 | 0 | 1 | 0 | 0 | 2 | 0 | 0-2 | 46 | 21 | 17 | 2.83 |
| June 22, 2012 | vs. #7 South Carolina# | 8.0 | 5 | 3 | 3 | 9 | 4 | 0 | 0 | 0 | 0 | 0 | 0 | 1 | 0 | 2-3 | 46 | 22 | 17 | 2.83 |
| Totals | | 613.0 | 513 | 231 | 193 | 224 | 534 | 83 | 4 | 24 | 56 | 3 | 57 | 61 | 8 | 351-231 | 46 | 22 | 17 | 2.83 |

^ - Houston College Classic • * - Southeastern Conference game • % - Game played in North Little Rock • ! - SEC Tournament • + - Houston Regional • \$ - Waco Super Regional
- College World Series



TEAM & INDIVIDUAL GAME HIGHS

TEAM SUPERLATIVES

Batting:

| | |
|------------------|---|
| At bats: | 47, at Mississippi State (March 25, 2012) |
| Runs scored: | 17, vs. Villanova (February 19, 2012) |
| Hits: | 18, at Ole Miss (April 22, 2012) |
| RBI: | 16, vs. Villanova (February 19, 2012) |
| Doubles: | 5, at Tennessee (May 18, 2012) |
| | 5, at Ole Miss (April 22, 2012) |
| | 5, at Mississippi State (March 25, 2012) |
| Triples: | 2, vs. Kentucky (April 13, 2012) |
| Home runs: | 4, at Tennessee (May 17, 2012) |
| | 4, vs. Binghamton (March 9, 2012) |
| Total bases: | 26, at Tennessee (May 17, 2012) |
| | 26, vs. Villanova (February 19, 2012) |
| Walks: | 12, vs. Alabama (March 16, 2012) |
| Strikeouts: | 16, at LSU (April 1, 2012) |
| Sac hits: | 3, vs. South Carolina (June 18, 2012) |
| | 3, vs. South Carolina (May 5, 2012) |
| | 3, vs. South Carolina (May 4, 2012) |
| Sac flies: | 3, vs. BYU (February 28, 2012) |
| Stolen bases: | 5, vs. Binghamton (March 10, 2012) |
| Hit by pitch: | 5, vs. Villanova (February 19, 2012) |
| Caught stealing: | 2, five times |
| Runners LOB: | 15, vs. Louisiana Tech (May 15, 2012) |
| Hit into DP: | 4, vs. Kent State (June 16, 2012) |

Fielding:

| | |
|---------------|---|
| Putouts: | 36, vs. Alabama (March 16, 2012) |
| Assists: | 17, four times |
| Errors: | 4, vs. Valparaiso (February 25, 2012) |
| | 4, vs. Northwestern State (February 21, 2012) |
| Passed balls: | 2, at Baylor (June 11, 2012) |
| DPS turned: | 3, vs. Mississippi State (May 22, 2012) |
| | 3, vs. Auburn (May 12, 2012) |
| | 3, vs. Gonzaga (March 14, 2012) |

Pitching:

| | |
|------------------|--|
| Innings pitched: | 12.0, vs. Alabama (March 16, 2012) |
| Runs allowed: | 12, vs. Auburn (May 12, 2012) |
| Earned Runs: | 12, vs. Auburn (May 12, 2012) |
| Walks allowed: | 9, vs. South Carolina (June 22, 2012) |
| | 9, vs. Mississippi State (May 22, 2012) |
| | 9, at Mississippi State (March 25, 2012) |
| Strikeouts: | 14, vs. Oral Roberts (April 24, 2012) |
| | 14, vs. Valparaiso (February 26, 2012) |
| Hits allowed: | 18, vs. Auburn (May 12, 2012) |
| Doubles allowed: | 4, four times |
| Triples allowed: | 1, four times |
| Homers allowed: | 3, at Baylor (June 9, 2012) |
| | 3, at LSU (March 30, 2012) |
| Wild pitches: | 4, vs. Missouri (May 1, 2012) |
| Hit batters: | 3, vs. Missouri (May 2, 2012) |
| | 3, at Ole Miss (April 20, 2012) |
| | 3, vs. Nevada (March 21, 2012) |

INDIVIDUAL SUPERLATIVES

Batting:

| | |
|------------------|---|
| At bats: | 7, Tim Carver at Mississippi State (March 25, 2012) |
| Runs scored: | 4, Jake Wise vs. Villanova (February 19, 2012) |
| Hits: | 4, five times |
| RBI: | 5, Sam Bates vs. Villanova (February 18, 2012) |
| Doubles: | 2, 11 times |
| Triples: | 1, nine times |
| Home runs: | 2, Derrick Bleeker at Tennessee (May 17, 2012) |
| | 2, Tim Carver vs. Oral Roberts (April 24, 2012) |
| | 2, Derrick Bleeker vs. Binghamton (March 9, 2012) |
| | 10, Derrick Bleeker at Tennessee (May 17, 2012) |
| Total bases: | 3, five times |
| Walks: | 4, Bo Bigham at Mississippi State (March 24, 2012) |
| Strikeouts: | 2, Jacob Mahan vs. South Carolina (June 18, 2012) |
| Sac hits: | 2, Tim Carver vs. Texas (March 4, 2012) |
| | 1, 31 times |
| Sac flies: | 3, Bo Bigham vs. Binghamton (March 10, 2012) |
| Stolen bases: | 3, Tim Carver vs. Villanova (February 17, 2012) |
| Hit by pitch: | 2, Tim Carver vs. Binghamton (March 10, 2012) |
| Caught stealing: | 2, Brian Anderson vs. South Carolina (May 6, 2012) |
| Runners LOB: | 8, Matt Reynolds vs. Valparaiso (February 26, 2012) |

Fielding:

| | |
|---------------|---|
| Putouts: | 16, Dominic Ficociello vs. Kent State (June 16, 2012) |
| Assists: | 8, Bo Bigham at Tennessee (May 19, 2012) |
| | 8, Tim Carver vs. Auburn (May 12, 2012) |
| Errors: | 3, Tim Carver vs. Kentucky (April 14, 2012) |
| | 3, Tim Carver vs. Valparaiso (February 25, 2012) |
| Passed balls: | 2, John Clay Reeves at Baylor (June 11, 2012) |

Pitching:

| | |
|------------------|---|
| Innings pitched: | 8.0, DJ Baxendale vs. Tennessee (May 17, 2012) |
| | 8.0, DJ Baxendale vs. Kentucky (April 14, 2012) |
| | 8.0, DJ Baxendale vs. Georgia (April 8, 2012) |
| Runs allowed: | 8, DJ Baxendale at Mississippi State (March 23, 2012) |
| Earned Runs: | 7, DJ Baxendale at Mississippi State (March 23, 2012) |
| Walks allowed: | 5, DJ Baxendale vs. South Carolina (June 22, 2012) |
| | 5, Ryne Stanek vs. Mississippi State (May 22, 2012) |
| Strikeouts: | 10, Ryne Stanek at LSU (March 31, 2012) |
| Hits allowed: | 9, DJ Baxendale at Mississippi State (March 23, 2012) |
| Doubles allowed: | 3, Randall Fant at Ole Miss (April 20, 2012) |
| | 3, Barrett Astin vs. Kentucky (April 14, 2012) |
| | 3, DJ Baxendale vs. Binghamton (March 10, 2012) |
| Triples allowed: | 1, four times |
| Homers allowed: | 3, DJ Baxendale at Baylor (June 9, 2012) |
| Wild pitches: | 3, Chris Oliver vs. Missouri (May 1, 2012) |
| Hit batters: | 3, Trent Daniel vs. Missouri (May 2, 2012) |



DJ Baxendale had three starts in 2012 where he threw eight innings.



Derrick Bleeker had a pair of two homer games, hitting a pair of roundtrippers against Binghamton and Tennessee.

SERIES STATS

| Batting | W-L | Avg. | R | H | 2B | 3B | HR | RBI | BB | SO |
|-------------------------|-----|------|----|----|----|----|----|-----|-------|----|
| Villanova | 3-0 | .406 | 41 | 43 | 7 | 1 | 4 | 35 | 20 | 12 |
| Northwestern State | 2-0 | .250 | 14 | 16 | 5 | 0 | 2 | 13 | 11 | 13 |
| Valparaiso | 2-1 | .317 | 20 | 33 | 6 | 0 | 1 | 20 | 13 | 13 |
| BYU | 2-0 | .311 | 13 | 19 | 2 | 0 | 2 | 13 | 12 | 10 |
| Houston College Classic | 2-1 | .239 | 11 | 21 | 4 | 0 | 2 | 11 | 11 | 21 |
| Binghamton | 3-0 | .271 | 15 | 26 | 3 | 0 | 7 | 14 | 6 | 11 |
| Gonzaga | 2-0 | .179 | 6 | 10 | 2 | 0 | 1 | 6 | 7 | 7 |
| Alabama | 3-0 | .284 | 19 | 29 | 6 | 0 | 0 | 16 | 28 | 23 |
| Nevada | 1-0 | .343 | 10 | 12 | 4 | 0 | 0 | 8 | 7 | 6 |
| Mississippi State | 2-1 | .308 | 18 | 36 | 10 | 1 | 0 | 16 | 15 | 30 |
| LSU | 0-3 | .171 | 9 | 18 | 3 | 1 | 2 | 8 | 5 | 40 |
| Georgia | 2-1 | .301 | 18 | 31 | 7 | 0 | 2 | 18 | 11 | 18 |
| Oklahoma | 0-1 | .100 | 0 | 3 | 0 | 0 | 0 | 0 | 3 | 5 |
| Kentucky | 1-2 | .231 | 13 | 21 | 2 | 2 | 1 | 11 | 12 | 14 |
| Stephen F. Austin | 2-0 | .370 | 12 | 27 | 4 | 0 | 0 | 12 | 4 | 9 |
| Ole Miss | 1-2 | .262 | 13 | 27 | 5 | 1 | 2 | 13 | 6 | 29 |
| Oral Roberts | 1-0 | .300 | 6 | 9 | 1 | 0 | 2 | 6 | 2 | 4 |
| Florida | 2-1 | .240 | 10 | 24 | 4 | 0 | 0 | 8 | 6 | 30 |
| Missouri | 2-0 | .246 | 8 | 15 | 6 | 1 | 0 | 7 | 3 | 13 |
| South Carolina | 1-2 | .379 | 20 | 39 | 4 | 0 | 0 | 20 | 10 | 7 |
| Auburn | 1-2 | .194 | 12 | 18 | 5 | 0 | 3 | 10 | 8 | 17 |
| Louisiana Tech | 1-0 | .350 | 6 | 14 | 3 | 0 | 1 | 5 | 7 | 14 |
| Tennessee | 3-0 | .339 | 26 | 39 | 9 | 1 | 6 | 21 | 12 | 15 |
| SEC Tournament | 0-2 | .194 | 1 | 13 | 4 | 0 | 0 | 1 | 3 | 18 |
| Houston Regional | 3-0 | .228 | 11 | 21 | 6 | 0 | 0 | 9 | 7 | 17 |
| Waco Super Regional | 2-1 | .194 | 7 | 19 | 3 | 1 | 0 | 7 | 2 | 20 |
| College World Series | 2-2 | .219 | 12 | 25 | 4 | 0 | 1 | 11 | 14 | 29 |
| | | | | | | | | | | |
| Pitching | W-L | ERA | H | R | ER | BB | SO | SV | Score | |
| Villanova | 3-0 | 2.42 | 17 | 7 | 7 | 16 | 28 | 0 | 41-7 | |
| Northwestern State | 2-0 | 3.50 | 18 | 9 | 7 | 8 | 13 | 0 | 14-9 | |
| Valparaiso | 2-1 | 4.50 | 29 | 16 | 14 | 8 | 30 | 2 | 20-16 | |
| BYU | 2-0 | 0.50 | 8 | 1 | 1 | 2 | 17 | 0 | 13-1 | |
| Houston College Classic | 2-1 | 2.08 | 22 | 8 | 6 | 9 | 27 | 2 | 11-8 | |
| Binghamton | 3-0 | 0.67 | 14 | 3 | 2 | 5 | 24 | 1 | 15-3 | |
| Gonzaga | 2-0 | 1.00 | 14 | 3 | 2 | 4 | 11 | 2 | 6-3 | |
| Alabama | 3-0 | 2.70 | 26 | 11 | 9 | 9 | 21 | 2 | 19-11 | |
| Nevada | 1-0 | 2.00 | 3 | 2 | 2 | 2 | 13 | 0 | 10-2 | |
| Mississippi State | 2-1 | 4.50 | 25 | 16 | 14 | 17 | 26 | 1 | 18-16 | |
| LSU | 0-3 | 5.00 | 36 | 15 | 15 | 8 | 24 | 0 | 9-15 | |
| Georgia | 2-1 | 1.33 | 20 | 7 | 4 | 7 | 28 | 0 | 18-7 | |
| Oklahoma | 0-1 | 3.38 | 8 | 4 | 3 | 0 | 7 | 0 | 0-4 | |
| Kentucky | 1-2 | 3.33 | 26 | 14 | 10 | 8 | 28 | 0 | 13-14 | |
| Stephen F. Austin | 2-0 | 2.50 | 10 | 6 | 5 | 8 | 18 | 1 | 12-6 | |
| Ole Miss | 1-2 | 4.32 | 32 | 12 | 12 | 6 | 18 | 0 | 13-12 | |
| Oral Roberts | 1-0 | 1.00 | 1 | 1 | 1 | 3 | 14 | 0 | 6-1 | |
| Florida | 2-1 | 1.33 | 19 | 5 | 4 | 6 | 17 | 1 | 10-5 | |
| Missouri | 2-0 | 1.00 | 8 | 3 | 2 | 7 | 18 | 1 | 8-3 | |
| South Carolina | 1-2 | 7.71 | 32 | 24 | 24 | 16 | 27 | 1 | 20-24 | |
| Auburn | 1-2 | 5.79 | 37 | 19 | 18 | 12 | 25 | 0 | 12-19 | |
| Louisiana Tech | 1-0 | 4.50 | 7 | 5 | 5 | 5 | 13 | 0 | 6-5 | |
| Tennessee | 3-0 | 0.67 | 19 | 5 | 2 | 8 | 20 | 0 | 26-5 | |
| SEC Tournament | 0-2 | 2.65 | 17 | 11 | 5 | 12 | 12 | 0 | 1-11 | |
| Houston Regional | 3-0 | 0.33 | 21 | 5 | 1 | 5 | 14 | 1 | 11-5 | |
| Waco Super Regional | 2-1 | 3.67 | 23 | 12 | 11 | 16 | 24 | 0 | 7-12 | |
| College World Series | 2-2 | 1.80 | 21 | 7 | 7 | 17 | 17 | 2 | 12-7 | |

MISCELLANEOUS BATTING

| Multiple Hit Games | 2 | 3 | 4 | 5+ | Tot |
|-----------------------|------------|-----------|----------|----------|------------|
| 18 Tim Carver | 13 | 6 | 1 | -- | 20 |
| 25 Dominic Ficociello | 13 | 6 | 1 | -- | 20 |
| 5 Matt Reynolds | 12 | 7 | 1 | -- | 20 |
| 12 Bo Bigham | 16 | 1 | 1 | -- | 18 |
| 9 Derrick Bleeker | 10 | 3 | -- | -- | 13 |
| 19 Jake Wise | 9 | 1 | -- | -- | 10 |
| 1 Brian Anderson | 9 | -- | -- | -- | 9 |
| 3 Jacob Mahan | 8 | 1 | -- | -- | 9 |
| 4 Jacob Morris | 9 | -- | -- | -- | 9 |
| 6 Jimmy Bosco | 8 | -- | -- | -- | 8 |
| 16 Sam Bates | 5 | 2 | 1 | -- | 8 |
| 20 Matt Vinson | 7 | -- | -- | -- | 7 |
| 14 John Clay Reeves | 5 | 1 | -- | -- | 6 |
| 10 Joe Serrano | 4 | 2 | -- | -- | 6 |
| 13 Michael Gunn | 1 | -- | -- | -- | 1 |
| Total | 129 | 30 | 5 | 0 | 164 |

| Multiple RBI Games | 2 | 3 | 4 | 5+ | Tot |
|-----------------------|-----------|-----------|----------|----------|-----------|
| 5 Matt Reynolds | 9 | 4 | -- | -- | 13 |
| 25 Dominic Ficociello | 7 | 1 | 1 | -- | 9 |
| 18 Tim Carver | 7 | -- | -- | -- | 7 |
| 6 Jimmy Bosco | 5 | 1 | 1 | -- | 7 |
| 19 Jake Wise | 5 | 1 | -- | -- | 6 |
| 9 Derrick Bleeker | 4 | 2 | -- | -- | 6 |
| 16 Sam Bates | 3 | -- | 1 | 1 | 5 |
| 4 Jacob Morris | 2 | 2 | -- | -- | 4 |
| 20 Matt Vinson | 3 | -- | -- | -- | 3 |
| 12 Bo Bigham | 2 | -- | -- | -- | 2 |
| 1 Brian Anderson | 1 | 1 | -- | -- | 2 |
| 3 Jacob Mahan | 1 | 1 | -- | -- | 2 |
| 28 Conor Costello | 1 | -- | -- | -- | 1 |
| 14 John Clay Reeves | 1 | -- | -- | -- | 1 |
| 13 Michael Gunn | 1 | -- | -- | -- | 1 |
| Total | 52 | 13 | 3 | 1 | 69 |

| Hitting Streaks | Longest | Current |
|-----------------------|---------|---------|
| 18 Tim Carver | 13 | 1 |
| 25 Dominic Ficociello | 10 | -- |
| 5 Matt Reynolds | 10 | 1 |
| 1 Brian Anderson | 7 | 1 |
| 12 Bo Bigham | 7 | 1 |
| 3 Jacob Mahan | 6 | -- |
| 20 Matt Vinson | 5 | 4 |
| 9 Derrick Bleeker | 5 | 1 |
| 19 Jake Wise | 5 | -- |
| 10 Joe Serrano | 5 | -- |
| 6 Jimmy Bosco | 5 | -- |
| 13 Michael Gunn | 4 | -- |
| 4 Jacob Morris | 4 | -- |
| 14 John Clay Reeves | 4 | -- |
| 16 Sam Bates | 3 | -- |
| 28 Conor Costello | 2 | -- |
| 7 David Masters | 1 | -- |

| Reached Base Streaks | Longest | Current |
|-----------------------|---------|---------|
| 5 Matt Reynolds | 39 | 1 |
| 18 Tim Carver | 16 | 1 |
| 25 Dominic Ficociello | 13 | 1 |
| 4 Jacob Morris | 11 | -- |
| 16 Sam Bates | 11 | -- |
| 12 Bo Bigham | 11 | 4 |
| 3 Jacob Mahan | 11 | -- |
| 1 Brian Anderson | 9 | 6 |
| 6 Jimmy Bosco | 8 | -- |
| 20 Matt Vinson | 7 | 4 |
| 9 Derrick Bleeker | 6 | 2 |
| 19 Jake Wise | 6 | 1 |
| 14 John Clay Reeves | 5 | -- |
| 10 Joe Serrano | 5 | -- |
| 13 Michael Gunn | 4 | -- |
| 28 Conor Costello | 2 | -- |
| 7 David Masters | 1 | -- |



RAZORBACK HOME RUN CHART

| No. | Player | Gm# | Date | Opponent | Pitcher | On Base | Inn | Outs | Count | Score | Final |
|-----|----------------|-----|--------|--------------------|------------------|---------|-----|------|-------|-------|--------|
| 1. | Morris, J. | 1 | Feb 17 | Villanova | Helisek, K.. | * 0... | 4 | 0 | 0-1 | 6-0 | W 11-5 |
| 2. | Bates, S. | 2 | Feb 18 | Villanova | Meurer, M. | ..2. | 6 | 0 | 1-1 | 8-1 | W 13-1 |
| 3. | Bates, S. | 3 | Feb 19 | Villanova | Almonte, M. | .1.. | 1 | 0 | 2-0 | 2-0 | W 17-1 |
| 4. | Wise, J. | 3 | Feb 19 | Villanova | Kole, JB | .1.. | 8 | 2 | 3-2 | 15-1 | W 17-1 |
| 5. | Bigham, B. | 5 | Feb 22 | Northwestern State | Adams, A. | * 0... | 4 | 0 | 1-2 | 0-1 | W 6-2 |
| 6. | Reynolds, M. | 5 | Feb 22 | Northwestern State | Adams, A. | .1.. | 4 | 0 | 2-0 | 2-1 | W 6-2 |
| 7. | Morris, J. | 8 | Feb 26 | Valparaiso | Wild, K. | * 0... | 2 | 0 | 2-2 | 3-0 | L 9-10 |
| 8. | Ficociello, D. | 10 | Feb 29 | BYU | Poulson, D. | .1.. | 2 | 2 | 1-1 | 3-0 | W 8-1 |
| 9. | Bosco, J. | 10 | Feb 29 | BYU | Milke, M. | * 0... | 6 | 0 | 3-2 | 7-1 | W 8-1 |
| 10. | Bates, S. | 11 | Mar 02 | vs. Texas Tech | von Schamann, D. | .1.. | 1 | 2 | 1-0 | 0-0 | W 3-1 |
| 11. | Reynolds, M. | 13 | Mar 04 | vs. Texas | Jacquez, R. | 0... | 4 | 1 | 2-2 | 2-2 | W 7-3 |
| 12. | Bates, S. | 14 | Mar 09 | Binghamton | Augliera, M. | * 0... | 2 | 0 | 1-2 | 0-0 | W 4-0 |
| 13. | Bleeker, D. | 14 | Mar 09 | Binghamton | Augliera, M. | 0... | 5 | 1 | 0-1 | 1-0 | W 4-0 |
| 14. | Bleeker, D. | 14 | Mar 09 | Binghamton | Nagorski, C. | 0... | 7 | 1 | 1-1 | 2-0 | W 4-0 |
| 15. | Morris, J. | 14 | Mar 09 | Binghamton | Nagorski, C. | 0... | 7 | 1 | 0-1 | 3-0 | W 4-0 |
| 16. | Reynolds, M. | 15 | Mar 10 | Binghamton | Lynch, J. | .1.. | 1 | 1 | 0-1 | 0-1 | W 5-3 |
| 17. | Bates, S. | 15 | Mar 10 | Binghamton | Lynch, J. | 0... | 1 | 1 | 3-2 | 2-1 | W 5-3 |
| 18. | Bosco, J. | 15 | Mar 10 | Binghamton | Lynch, J. | .1.. | 5 | 0 | 3-1 | 3-3 | W 5-3 |
| 19. | Ficociello, D. | 17 | Mar 13 | Gonzaga | Moon, B. | * 0... | 7 | 0 | 2-1 | 0-0 | W 1-0 |
| 20. | Bleeker, D. | 28 | Apr 01 | at LSU | Nola, Aa. | 0... | 2 | 1 | 0-0 | 0-1 | L 2-3 |
| 21. | Ficociello, D. | 28 | Apr 01 | at LSU | Nola, Aa. | * 0... | 7 | 0 | 0-1 | 1-2 | L 2-3 |
| 22. | Bosco, J. | 30 | Apr 07 | Georgia | Palazzone, M. | ...3 | 3 | 1 | 2-1 | 1-1 | W 8-3 |
| 23. | Ficociello, D. | 31 | Apr 08 | Georgia | Nagel, P. | .1.. | 3 | 0 | 0-1 | 1-0 | W 8-0 |
| 24. | Reynolds, M. | 34 | Apr 14 | Kentucky | Grundy, J. | .1.. | 1 | 2 | 1-0 | 0-3 | L 4-5 |
| 25. | Bates, S. | 38 | Apr 20 | at Ole Miss | Wahl, B. | * 0... | 2 | 0 | 1-0 | 0-2 | L 2-8 |
| 26. | Bosco, J. | 38 | Apr 20 | at Ole Miss | Greenwood, A. | 0... | 6 | 1 | 3-2 | 1-7 | L 2-8 |
| 27. | Carver, T. | 41 | Apr 24 | Oral Roberts | Wilson, P. | * 0... | 1 | 0 | 1-0 | 0-0 | W 6-1 |
| 28. | Carver, T. | 41 | Apr 24 | Oral Roberts | Garza, N. | 0... | 5 | 2 | 1-0 | 2-0 | W 6-1 |
| 29. | Reynolds, M. | 50 | May 10 | Auburn | Jacobs, J. | 0... | 4 | 2 | 3-1 | 0-1 | L 2-3 |
| 30. | Ficociello, D. | 51 | May 11 | Auburn | Koger, D. | .1.. | 1 | 1 | 0-0 | 0-0 | W 5-4 |
| 31. | Ficociello, D. | 52 | May 12 | Auburn | Ortman, D. | 0... | 1 | 2 | 1-1 | 0-1 | L 5-12 |
| 32. | Reynolds, M. | 53 | May 15 | vs Louisiana Tech | Gilley, J. | * 0... | 5 | 0 | 1-0 | 3-4 | W 6-5 |
| 33. | Reynolds, M. | 54 | May 17 | at Tennessee | Saberhagen, D. | 0... | 1 | 2 | 2-2 | 0-0 | W 8-0 |
| 34. | Anderson, B. | 54 | May 17 | at Tennessee | Saberhagen, D. | 0... | 1 | 2 | 0-0 | 1-0 | W 8-0 |
| 35. | Bleeker, D. | 54 | May 17 | at Tennessee | Saberhagen, D. | * 0... | 2 | 0 | 0-1 | 2-0 | W 8-0 |
| 36. | Bleeker, D. | 54 | May 17 | at Tennessee | Saberhagen, D. | * 0... | 3 | 0 | 2-0 | 6-0 | W 8-0 |
| 37. | Bleeker, D. | 56 | May 19 | at Tennessee | Godley, Z. | 0... | 4 | 1 | 1-0 | 1-0 | W 8-2 |
| 38. | Anderson, B. | 56 | May 19 | at Tennessee | Steckenrider, D. | .1.. | 9 | 1 | 1-0 | 6-2 | W 8-2 |
| 39. | Wise, J. | 65 | Jun 16 | vs. Kent State | Starn, D. | 0 | 2 | 2 | 1-0 | 1-0 | 8-1 |

* - leadoff home run



Sam Bates finished tied for second on the team with six home runs last season.



Dominic Ficociello tied for the team lead with four home runs in conference play during the 2012 season.

Brian Anderson

- *SEBaseball.com* SEC All-Freshman Team

Barrett Astin

- NCBWA Stopper of the Year Watch List
- Houston College Classic All-Tournament Team
- SEC Pitcher of the Week (February 20)

Sam Bates

- Drafted in 2012 MLB Draft - Kansas City Royals, 28th Round
- SEC Spring Academic Honor Roll

DJ Baxendale

- Drafted in 2012 MLB Draft - Minnesota Twins, 10th Round
- *SEBaseball.com* All-SEC Team
- SEC Pitcher of the Week (May 20)
- Golden Spikes Award Watch List
- NCBWA Preseason All-American
- *Collegiate Baseball* Preseason All-American
- *Perfect Game* Preseason All-American
- *SEBaseball.com* Preseason SEC Pitcher of the Year
- *SEBaseball.com* Preseason First-Team All-SEC
- *CollegeBaseballDaily.com* First-Team Preseason All-SEC

Bo Bigham

- All-SEC Second Team

Derrick Bleeker

- Drafted in 2012 MLB Draft - Baltimore Orioles, 37th Round

Tim Carver

- Drafted in 2012 MLB Draft - Philadelphia Phillies, 19th Round
- All-Houston Regional Team
- Brooks Wallace Shortstop of the Year Watch List
- SEC Player of the Week (March 26)

Trent Daniel

- SEC Spring Academic Honor Roll

Randall Fant

- Drafted in 2012 MLB Draft - Cleveland Indians, 29th Round

Dominic Ficociello

- SEC All-Defensive Team
- Houston College Classic All-Tournament Team
- *Baseball America* Third-Team Preseason All-American
- *CollegeBaseballDaily.com* Second-Team Preseason All-SEC

Michael Gunn

- *SEBaseball.com* Preseason Newcomer All-SEC Team

Cade Lynch

- SEC Spring Academic Honor Roll

Brandon Moore

- SEC Baseball Community Service Team

Jacob Morris

- Drafted in 2012 MLB Draft - Cleveland Indians, 37th Round

Wilson Pfeiffer

- SEC First Year Academic Honor Roll

Matt Reynolds

- Drafted in 2012 MLB Draft - New York Mets, Second Round
- *Collegiate Baseball* Third-Team All-American
- *Perfect Game* Third-Team All-American
- ABCA Second Team All-South Region
- All-SEC First Team
- SEC All-Defensive Team
- *SEBaseball.com* All-SEC Team
- All-Houston Regional Team
- *SEBaseball.com* Player of the Week (February 20)
- *Perfect Game* Preseason All-SEC Team

Nolan Sanburn

- Drafted in 2012 MLB Draft - Oakland Athletics, Second Round
- *Baseball America* First Team Preseason All-American
- NCBWA Stopper of the Year Watch List

Joe Serrano

- All-Houston Regional Team
- SEC First Year Academic Honor Roll

Landon Simpson

- SEC First Year Academic Honor Roll

Ryne Stanek

- *SEBaseball.com* All-SEC Team
- Houston Regional Most Outstanding Player
- All-Houston Regional Team
- *SEBaseball.com* Pitcher of the Week (March 26)
- Houston College Classic All-Tournament Team
- Golden Spikes Award Watch List
- National Pitcher of the Year Award Watch List
- *Baseball America* Third Team Preseason All-American

Colby Suggs

- SEC Spring Academic Honor Roll



Ryne Stanek was named the Most Outstanding Player of the Houston Regional after throwing eight shutout innings in the Razorbacks' victory over Rice.



Matt Reynolds was named an All-American by *Collegiate Baseball* and *Perfect Game* following the 2012 season.



RAZORBACKS IN SUMMER BALL



Ryne Stanek (left) pitched for the USA Baseball Collegiate National Team last summer, helping the team to the bronze medal at the Honkbal Week Tournament in the Netherlands. Tyler Spoon (below) played for the Anchorage Glacier Pilots in the Alaska Baseball League. Spoon was ranked as the second-best prospect in the league by Perfect Game after hitting .283 with a team-high 10 homers and 33 RBI.



During the summer of 2012, 15 current Razorbacks continued their playing days in various locations around the nation. Arkansas was represented with the USA Baseball Collegiate National Team, in the Cape Cod League, the Northwoods League, the California Collegiate League, the Alaska Baseball League and the MINK League.

USA Baseball Collegiate National Team

Ryne Stanek

Cape Cod League

Barrett Astin - Wareham Gatemen
Dominic Ficociello - Orleans Firebirds
Brandon Moore - Bourne Braves
Colby Suggs - Wareham Gatemen
Jake Wise - Orleans Firebirds

Northwoods League

Brian Anderson - Lakeshore Chinooks
Brian Heldman - Battle Creek Bombers
Joe Serrano - Wisconsin Woodchucks

California Collegiate League

Eric Fisher - Conejo Oaks
Jacob Mahan - Conejo Oaks
Jean Ramirez - Team Vegas

Alaska Baseball League

Tyler Spoon - Anchorage Glacier Pilots
Tyler Wright - Anchorage Bucs

MINK League

Michael Gunn - Sedalia Bombers



Colby Suggs (above) pitched for the Wareham Gatemen of the Cape Cod Baseball League. Suggs, who was ranked as the No. 8 prospect in the league by Baseball America, finished the summer with a 1-0 record, two saves and a 1.37 ERA and helped the Gatemen to the league title. Joe Serrano (below) suited up for the Wisconsin Woodchucks of the Northwoods League and hit .302 with a homer and 12 RBI.



DEPARTED PLAYER CAREER STATS

A



Sam Bates, OF

| Year | GP/GS | Avg. | AB | R | H | 2B | 3B | HR | RBI | Slug% | BB | SO | OBP | SB-A |
|---------------|--------------|-------------|------------|-----------|-----------|-----------|----------|----------|-----------|-------------|-----------|-----------|-------------|------------|
| 2011 | 25/19 | .237 | 59 | 3 | 14 | 6 | 0 | 0 | 7 | .339 | 10 | 21 | .343 | 1-1 |
| 2012 | 45/37 | .240 | 129 | 23 | 31 | 6 | 0 | 6 | 25 | .426 | 16 | 35 | .331 | 3-3 |
| Totals | 70/56 | .239 | 188 | 26 | 45 | 12 | 0 | 6 | 32 | .399 | 26 | 56 | .335 | 4-4 |



DJ Baxendale, RHP

| Year | APP/GS | W-L | ERA | SV | IP | H | R | ER | BB | SO | 2B | 3B | HR | B/Avg. |
|---------------|--------------|-------------|-------------|-----------|--------------|------------|-----------|-----------|-----------|------------|-----------|----------|-----------|-------------|
| 2010 | 29/3 | 0-2 | 3.58 | 7 | 60.1 | 62 | 26 | 24 | 18 | 44 | 5 | 0 | 6 | .273 |
| 2011 | 19/12 | 10-2 | 1.58 | 3 | 85.1 | 69 | 19 | 15 | 21 | 77 | 9 | 0 | 2 | .228 |
| 2012 | 20/20 | 8-5 | 3.11 | 0 | 107.0 | 97 | 44 | 37 | 29 | 96 | 18 | 2 | 10 | .236 |
| Totals | 68/35 | 18-9 | 2.71 | 10 | 252.2 | 228 | 89 | 76 | 68 | 217 | 32 | 2 | 18 | .243 |



Bo Bigham, INF

| Year | GP/GS | Avg. | AB | R | H | 2B | 3B | HR | RBI | Slug% | BB | SO | OBP | SB-A |
|---------------|----------------|-------------|------------|------------|------------|-----------|----------|----------|-----------|-------------|-----------|------------|-------------|--------------|
| 2009 | 30/18 | .280 | 75 | 16 | 21 | 2 | 1 | 1 | 6 | .373 | 13 | 15 | .386 | 4-4 |
| 2010 | 55/54 | .316 | 228 | 43 | 72 | 15 | 1 | 3 | 30 | .430 | 11 | 34 | .373 | 14-17 |
| 2011 | 61/59 | .291 | 237 | 41 | 69 | 7 | 3 | 2 | 20 | .371 | 18 | 37 | .354 | 17-22 |
| 2012 | 63/57 | .269 | 216 | 30 | 58 | 10 | 0 | 1 | 18 | .329 | 12 | 30 | .318 | 9-12 |
| Totals | 209/188 | .291 | 756 | 130 | 220 | 34 | 5 | 7 | 74 | .377 | 54 | 116 | .353 | 44-55 |



Derrick Bleeker, OF/RHP

| Year | GP/GS | Avg. | AB | R | H | 2B | 3B | HR | RBI | Slug% | BB | SO | OBP | SB-A |
|---------------|--------------|-------------|-------------|-----------|------------|-----------|----------|----------|-----------|-------------|-----------|-----------|-------------|-------------|
| 2010 | 12/2 | .267 | 15 | 6 | 4 | 0 | 0 | 1 | 3 | .467 | 3 | 5 | .450 | 1-1 |
| 2011 | 62/42 | .250 | 160 | 22 | 40 | 10 | 3 | 6 | 23 | .463 | 14 | 35 | .316 | 2-2 |
| Totals | 74/44 | .251 | 175 | 28 | 44 | 10 | 3 | 7 | 26 | .463 | 17 | 40 | .330 | 3-3 |
| Year | APP/GS | W-L | ERA | SV | IP | H | R | ER | BB | SO | 2B | 3B | HR | B/Avg. |
| 2012 | 2/0 | 0-0 | 0.00 | 0 | 1.1 | 1 | 0 | 0 | 0 | 3 | 0 | 0 | 0 | .200 |
| Totals | 2/0 | 0-0 | 0.00 | 0 | 1.1 | 1 | 0 | 0 | 0 | 3 | 0 | 0 | 0 | .200 |



Jimmy Bosco, OF

| Year | GP/GS | Avg. | AB | R | H | 2B | 3B | HR | RBI | Slug% | BB | SO | OBP | SB-A |
|---------------|--------------|-------------|------------|-----------|-----------|----------|----------|----------|-----------|-------------|-----------|-----------|-------------|------------|
| 2012 | 44/29 | .262 | 122 | 17 | 32 | 7 | 0 | 4 | 28 | .418 | 15 | 23 | .357 | 1-2 |
| Totals | 44/29 | .262 | 122 | 17 | 32 | 7 | 0 | 4 | 28 | .418 | 15 | 23 | .357 | 1-2 |



Tim Carver, INF

| Year | GP/GS | Avg. | AB | R | H | 2B | 3B | HR | RBI | Slug% | BB | SO | OBP | SB-A |
|---------------|----------------|-------------|------------|------------|------------|-----------|----------|----------|-----------|-------------|-----------|------------|-------------|--------------|
| 2009 | 35/24 | .229 | 83 | 9 | 19 | 2 | 0 | 0 | 10 | .253 | 5 | 15 | .286 | 1-2 |
| 2010 | 60/59 | .267 | 232 | 33 | 62 | 11 | 1 | 4 | 36 | .375 | 17 | 34 | .337 | 9-9 |
| 2011 | 57/54 | .232 | 177 | 30 | 41 | 4 | 0 | 1 | 13 | .271 | 16 | 19 | .305 | 24-29 |
| 2012 | 67/67 | .299 | 264 | 38 | 79 | 15 | 0 | 2 | 30 | .379 | 12 | 35 | .341 | 15-26 |
| Totals | 219/204 | .266 | 756 | 110 | 201 | 32 | 1 | 7 | 89 | .339 | 50 | 103 | .325 | 49-66 |



Conor Costello, OF

| Year | GP/GS | Avg. | AB | R | H | 2B | 3B | HR | RBI | Slug% | BB | SO | OBP | SB-A |
|---------------|-------------|-------------|-----------|----------|----------|----------|----------|----------|----------|-------------|----------|----------|-------------|------------|
| 2012 | 20/2 | .176 | 17 | 1 | 3 | 0 | 0 | 0 | 3 | .176 | 0 | 2 | .176 | 0-0 |
| Totals | 20/2 | .176 | 17 | 1 | 3 | 0 | 0 | 0 | 3 | .176 | 0 | 2 | .176 | 0-0 |



Jeff Harvill, LHP

| Year | APP/GS | W-L | ERA | SV | IP | H | R | ER | BB | SO | 2B | 3B | HR | B/Avg. |
|---------------|------------|------------|-------------|----------|------------|----------|----------|----------|----------|----------|----------|----------|----------|-------------|
| 2011 | 6/0 | 1-0 | 6.35 | 0 | 5.2 | 8 | 4 | 4 | 4 | 6 | 0 | 0 | 0 | .348 |
| 2012 | 1/0 | 0-0 | 27.00 | 0 | 0.1 | 1 | 1 | 1 | 3 | 0 | 0 | 0 | 0 | 1.000 |
| Totals | 7/0 | 1-0 | 7.50 | 0 | 6.0 | 9 | 5 | 5 | 7 | 6 | 0 | 0 | 0 | .375 |



DEPARTED PLAYER CAREER STATS



David Masters, INF

| Year | GP/GS | Avg. | AB | R | H | 2B | 3B | HR | RBI | Slug% | BB | SO | OBP | SB-A |
|---------------|-------------|-------------|-----------|----------|----------|----------|----------|----------|----------|-------------|----------|----------|-------------|------------|
| 2012 | 12/2 | .071 | 14 | 0 | 1 | 0 | 0 | 0 | 0 | .071 | 1 | 3 | .133 | 0-0 |
| Totals | 12/2 | .071 | 14 | 0 | 1 | 0 | 0 | 0 | 0 | .071 | 1 | 3 | .133 | 0-0 |



Greg Milhorn, RHP

| Year | APP/GS | W-L | ERA | SV | IP | H | R | ER | BB | SO | 2B | 3B | HR | B/Avg. |
|---------------|------------|------------|-------------|----------|------------|----------|----------|----------|----------|----------|----------|----------|----------|-------------|
| 2012 | 3/1 | 0-0 | 3.38 | 0 | 5.1 | 4 | 3 | 2 | 4 | 0 | 0 | 0 | 1 | .200 |
| Totals | 3/1 | 0-0 | 3.38 | 0 | 5.1 | 4 | 3 | 2 | 4 | 0 | 0 | 0 | 1 | .200 |



John Clay Reeves, C

| Year | GP/GS | Avg. | AB | R | H | 2B | 3B | HR | RBI | Slug% | BB | SO | OBP | SB-A |
|---------------|--------------|-------------|-----------|----------|-----------|----------|----------|----------|----------|-------------|----------|-----------|-------------|------------|
| 2012 | 28/19 | .281 | 57 | 5 | 16 | 3 | 0 | 0 | 4 | .333 | 2 | 11 | .339 | 1-1 |
| Totals | 28/19 | .281 | 57 | 5 | 16 | 3 | 0 | 0 | 4 | .333 | 2 | 11 | .339 | 1-1 |



Mark Reyes, LHP

| Year | APP/GS | W-L | ERA | SV | IP | H | R | ER | BB | SO | 2B | 3B | HR | B/Avg. |
|---------------|------------|------------|-------------|----------|------------|----------|----------|----------|----------|----------|----------|----------|----------|-------------|
| 2012 | 6/1 | 1-0 | 9.39 | 0 | 7.2 | 8 | 8 | 8 | 4 | 8 | 2 | 1 | 0 | .286 |
| Totals | 6/1 | 1-0 | 9.39 | 0 | 7.2 | 8 | 8 | 8 | 4 | 8 | 2 | 1 | 0 | .286 |



Matt Reynolds, INF

| Year | GP/GS | Avg. | AB | R | H | 2B | 3B | HR | RBI | Slug% | BB | SO | OBP | SB-A |
|---------------|----------------|-------------|------------|-----------|------------|-----------|----------|-----------|-----------|-------------|-----------|-----------|-------------|--------------|
| 2010 | 24/16 | .203 | 64 | 13 | 13 | 3 | 0 | 1 | 5 | .297 | 5 | 14 | .282 | 0-2 |
| 2011 | 59/59 | .243 | 202 | 36 | 49 | 11 | 1 | 3 | 22 | .351 | 32 | 42 | .359 | 16-18 |
| 2012 | 67/66 | .323 | 235 | 48 | 76 | 20 | 0 | 7 | 45 | .498 | 40 | 33 | .427 | 16-21 |
| Totals | 150/141 | .275 | 501 | 97 | 138 | 34 | 1 | 11 | 72 | .413 | 77 | 89 | .382 | 32-41 |



Nolan Sanburn, RHP

| Year | APP/GS | W-L | ERA | SV | IP | H | R | ER | BB | SO | 2B | 3B | HR | B/Avg. |
|---------------|-------------|------------|-------------|----------|-------------|-----------|-----------|-----------|-----------|-----------|----------|----------|----------|-------------|
| 2011 | 24/0 | 2-4 | 3.62 | 8 | 32.1 | 28 | 13 | 13 | 15 | 35 | 1 | 1 | 2 | .239 |
| 2012 | 22/4 | 4-1 | 2.43 | 0 | 40.2 | 29 | 14 | 11 | 22 | 49 | 6 | 0 | 0 | .197 |
| Totals | 46/4 | 6-5 | 2.96 | 8 | 73.0 | 47 | 27 | 24 | 37 | 84 | 7 | 1 | 2 | .216 |



Bo Bigham finished his career ranked in the top 10 in school history in at-bats (T-10th, 756), singles (4th, 174) and sacrifice bunts (T-9th, 15).



DJ Baxendale ended his Razorback career ranked in the top 10 in school history in ERA (8th, 2.71), appearances (T-6th, 68), saves (T-8th, 10) and strikeouts (9th, 217).

2012 SEC FINAL STANDINGS

Eastern Division

| School | SEC | Pct. | GB | All | Pct. | Home | Away | Neutral | vs. Division |
|-----------------|-------|------|------|-------|------|-------|-------|---------|--------------|
| %South Carolina | 18-11 | .621 | -- | 49-20 | .710 | 32-7 | 11-8 | 6-5 | 6-8 |
| Florida | 18-12 | .600 | 0.5 | 47-20 | .701 | 31-8 | 13-8 | 3-4 | 11-4 |
| Kentucky | 18-12 | .600 | 0.5 | 45-18 | .714 | 29-5 | 12-10 | 4-3 | 9-6 |
| Vanderbilt | 16-14 | .533 | 2.5 | 35-28 | .556 | 22-12 | 8-15 | 5-1 | 7-8 |
| Georgia | 14-15 | .483 | 4.0 | 31-26 | .544 | 24-12 | 6-11 | 1-3 | 6-8 |
| Tennessee | 8-22 | .267 | 10.5 | 24-31 | .436 | 20-14 | 3-15 | 1-2 | 5-10 |

% - Eastern Division Champs

Western Division

| School | SEC | Pct. | GB | All | Pct. | Home | Away | Neutral | vs. Division |
|--------------------|-------|------|------|-------|------|-------|------|---------|--------------|
| &LSU | 19-11 | .633 | -- | 47-18 | .723 | 35-9 | 10-7 | 2-2 | 11-4 |
| Arkansas | 16-14 | .533 | 3.0 | 46-22 | .676 | 28-8 | 11-9 | 7-5 | 7-8 |
| #Mississippi State | 16-14 | .533 | 3.0 | 40-24 | .625 | 28-8 | 5-12 | 7-4 | 7-8 |
| Ole Miss | 14-16 | .467 | 5.0 | 37-26 | .587 | 25-8 | 8-14 | 4-4 | 7-8 |
| Auburn | 13-17 | .433 | 6.0 | 31-28 | .525 | 22-13 | 7-13 | 2-2 | 8-7 |
| Alabama | 9-21 | .300 | 10.0 | 21-34 | .382 | 18-13 | 3-19 | 0-2 | 5-10 |

& - SEC Champion; Western Division Champion # - SEC Tournament Champion

2012 SEC TOURNAMENT RESULTS

Tuesday, May 22

Game 1 - #4 Kentucky 2, #9 Ole Miss 0
Game 2 - #7 Mississippi State 9, #6 Arkansas 1
 Game 3 - #3 Florida 6, #10 Auburn 1
 Game 4 - #5 Vanderbilt 4, #8 Georgia 1

Wednesday, May 23

Game 5 - Ole Miss 2, Arkansas 0
 Game 6 - Mississippi State 3, #1 LSU 2
 Game 7 - Auburn 3, Georgia 2
 Game 8 - Vanderbilt 3, #2 South Carolina 2

Thursday, May 24

Game 9 - LSU 11, Ole Miss 2
 Game 10 - Kentucky 5, Mississippi State 1
 Game 11 - South Carolina 5, Auburn 3
 Game 12 - Vanderbilt 2, Florida 1

Friday, May 25

Game 13 - Mississippi State 4, LSU 3 (10 Innings)
 Game 14 - Florida 7, South Carolina 2

Saturday, May 26

Game 15 - Mississippi State 2, Kentucky 1
 Game 16 - Vanderbilt 8, Florida 6

Sunday, May 27

Game 17 - Mississippi State 3, Vanderbilt 0

2012 SEC HONORS

SEC Player of the Year

Raph Rhymes, LSU

SEC Pitcher of the Year

Chris Stratton, Mississippi State

SEC Freshman of the Year

Austin Cousino, Kentucky

SEC Scholar-Athlete of the Year

Michael Roth, South Carolina

SEC Coach of the Year

Gary Henderson, Kentucky

All-SEC First Team

| | |
|---------|-----------------------------------|
| 1B | Christian Walker, South Carolina |
| 2B | Alex Yarbrough, Ole Miss |
| 3B | Matt Reynolds, Arkansas |
| SS | Anthony Gomez, Vanderbilt |
| C | Mike Zunino, Florida |
| OF | Raph Rhymes, LSU |
| OF | Preston Tucker, Florida |
| OF | Taylor Dugas, Alabama |
| DH/UTIL | Brian Johnson, Florida |
| P | Chris Stratton, Mississippi State |
| P | Kevin Gausman, LSU |
| RP | Steven Rodriguez, Florida |

All-SEC Second Team

| | |
|----|------------------------------|
| 1B | Matt Snyder, Ole Miss |
| 2B | Bo Bigham, Arkansas |
| 3B | Curt Powell, Georgia |
| SS | Nolan Fontana, Florida |
| C | Luke Maile, Kentucky |
| OF | Austin Cousino, Kentucky |
| OF | Ryan Tella, Auburn |
| OF | Mason Katz, LSU |
| DH | Drew Steckenrider, Tennessee |
| P | Alex Wood, Georgia |
| P | Corey Littrell, Kentucky |
| P | Bobby Wahl, Ole Miss |
| RP | Matt Price, South Carolina |

All-Freshman Team

| | |
|---------|------------------------------------|
| 1B | A.J. Reed, Kentucky |
| 2B | Will Maddox, Tennessee |
| 3B | Josh Tobias, Florida |
| SS | Joey Pankake, South Carolina |
| C | Grayson Greiner, South Carolina |
| OF | Austin Cousino, Kentucky |
| OF | Tanner English, South Carolina |
| OF | Hunter Cole, Georgia |
| OF | Ben Moore, Alabama |
| DH/UTIL | A.J. Reed, Kentucky |
| P | Aaron Nola, LSU |
| P | Tyler Beede, Vanderbilt |
| RP | Jonathan Holder, Mississippi State |

All-Defensive Team

| | |
|----|-------------------------------------|
| P | Ryan Eades, LSU |
| P | Kendall Graveman, Mississippi State |
| P | Michael Roth, South Carolina |
| 1B | Dominic Ficociello, Arkansas |
| 2B | Alex Yarbrough, Ole Miss |
| SS | Nolan Fontana, Florida |
| 3B | Matt Reynolds, Arkansas |
| C | Mike Zunino, Florida |
| OF | Evan Marzilli, South Carolina |
| OF | Taylor Dugas, Alabama |
| OF | Austin Cousino, Kentucky |

SEC Player of the Week

| | |
|---------|------------------------------|
| Week 1 | Drew Steckenrider, Tennessee |
| Week 2 | Zac Zellers, Kentucky |
| Week 3 | Mason Katz, LSU |
| Week 4 | Matt Snyder, Ole Miss |
| Week 5 | Preston Tucker, Florida |
| Week 6 | Tim Carver, Arkansas |
| | Ryan Tella, Auburn |
| Week 7 | Taylor Dugas, Alabama |
| | Luke Maile, Kentucky |
| Week 8 | Brian Johnson, Florida |
| Week 9 | Luke Maile, Kentucky |
| | Alex Yarbrough, Ole Miss |
| Week 10 | Blake Austin, Auburn |
| Week 11 | JaCoby Jones, LSU |
| Week 12 | Anthony Gomez, Vanderbilt |
| Week 13 | Mason Katz, LSU |

SEC Pitcher of the Week

| | |
|---------|-------------------------------------|
| Week 1 | Barrett Astin, Arkansas |
| Week 2 | Michael Roth, South Carolina |
| | Bobby Wahl, Ole Miss |
| Week 3 | Alex Wood, Georgia |
| Week 4 | Kevin Gausman, LSU |
| Week 5 | Chris Stratton, Mississippi State |
| Week 6 | Zack Godley, Tennessee |
| Week 7 | Brent Bonvillian, LSU |
| Week 8 | Ryan Eades, LSU |
| Week 9 | Kendall Graveman, Mississippi State |
| Week 10 | Chris Stratton, Mississippi State |
| Week 11 | Alex Wood, Georgia |
| Week 12 | Kevin Gausman, LSU |
| Week 13 | DJ Baxendale, Arkansas |

SEC Freshman of the Week

| | |
|---------|---------------------------------------|
| Week 1 | Taylor Gushue, Florida |
| Week 2 | Ben Moore, Alabama |
| Week 3 | Taylor Gushue, Florida |
| Week 4 | Demarcus Henderson, Mississippi State |
| Week 5 | A.J. Reed, Kentucky |
| Week 6 | Justin Kamplain, Alabama |
| Week 7 | Jordan Montgomery, South Carolina |
| Week 8 | Grayson Greiner, South Carolina |
| Week 9 | Ben Moore, Alabama |
| Week 10 | Spencer Turnbull, Alabama |
| Week 11 | Casey Turgeon, Florida |
| Week 12 | Sam Mahar, Kentucky |
| Week 13 | Jacob Lindgren, Mississippi State |





SEC TEAM STATS

Hitting

| Team | Avg. | G | AB | R | H | 2B | 3B | HR | RBI | TB | SLG% | BB | HBP | SO | GDP | OB% | SF | SH | SB-ATT | PO | A | E | FLD% |
|-------------------|-------------|------------|--------------|-------------|-------------|-------------|------------|------------|-------------|-------------|-------------|-------------|------------|-------------|------------|-------------|------------|------------|-----------------|-------------|-------------|------------|-------------|
| Auburn | .304 | 59 | 2005 | 351 | 610 | 113 | 19 | 35 | 311 | 866 | .432 | 232 | 52 | 372 | 39 | .386 | 27 | 60 | 113-151 | 1564 | 662 | 84 | .964 |
| Ole Miss | .296 | 63 | 2153 | 338 | 638 | 107 | 13 | 37 | 311 | 882 | .410 | 190 | 67 | 325 | 47 | .368 | 20 | 42 | 38-53 | 1661 | 620 | 56 | .976 |
| Kentucky | .294 | 63 | 2177 | 383 | 641 | 123 | 5 | 56 | 351 | 942 | .433 | 226 | 91 | 425 | 37 | .380 | 28 | 46 | 52-67 | 1710 | 672 | 59 | .976 |
| LSU | .285 | 65 | 2209 | 397 | 630 | 106 | 12 | 42 | 368 | 886 | .401 | 242 | 59 | 379 | 47 | .368 | 23 | 53 | 42-76 | 1776 | 573 | 47 | .980 |
| Florida | .284 | 67 | 2242 | 393 | 636 | 122 | 12 | 75 | 360 | 1007 | .449 | 248 | 52 | 346 | 37 | .362 | 46 | 44 | 66-93 | 1803 | 728 | 59 | .977 |
| Georgia | .279 | 57 | 1976 | 279 | 552 | 85 | 11 | 25 | 256 | 734 | .371 | 199 | 58 | 390 | 35 | .360 | 17 | 31 | 62-74 | 1537 | 665 | 49 | .978 |
| Arkansas | .271 | 68 | 2247 | 351 | 608 | 119 | 9 | 39 | 319 | 862 | .384 | 245 | 62 | 445 | 45 | .354 | 31 | 48 | 68-102 | 1839 | 747 | 80 | .970 |
| Vanderbilt | .267 | 63 | 2076 | 349 | 555 | 115 | 19 | 27 | 315 | 789 | .380 | 249 | 86 | 426 | 36 | .366 | 22 | 57 | 92-120 | 1675 | 613 | 82 | .965 |
| South Carolina | .265 | 69 | 2286 | 351 | 605 | 115 | 19 | 42 | 320 | 884 | .387 | 280 | 49 | 469 | 32 | .352 | 35 | 68 | 44-71 | 1881 | 680 | 53 | .980 |
| Alabama | .259 | 55 | 1793 | 251 | 464 | 69 | 15 | 20 | 227 | 623 | .347 | 166 | 53 | 338 | 37 | .336 | 20 | 49 | 43-62 | 1427 | 588 | 65 | .969 |
| Mississippi State | .251 | 64 | 2085 | 287 | 524 | 97 | 5 | 21 | 255 | 694 | .333 | 261 | 99 | 443 | 45 | .358 | 24 | 67 | 45-70 | 1755 | 785 | 81 | .969 |
| Tennessee | .248 | 55 | 1772 | 233 | 440 | 79 | 7 | 19 | 197 | 590 | .333 | 187 | 92 | 341 | 37 | .348 | 18 | 51 | 73-113 | 1486 | 593 | 65 | .970 |
| Totals | .276 | 748 | 25021 | 3963 | 6903 | 1250 | 146 | 438 | 3590 | 9759 | .390 | 2725 | 820 | 4699 | 474 | .362 | 311 | 616 | 738-1052 | 2011 | 7926 | 780 | .973 |

CI - Alabama 2, Miss. State 2, Arkansas 1, Tennessee 1, Ole Miss 1.

Pitching

| Team | ERA | W-L | G | CG | SHO | SV | IP | H | R | ER | BB | SO | 2B | 3B | HR | B/AVG | WP | HP | BK | SFA | SHA |
|-------------------|-------------|----------------|------------|-----------|-----------|------------|---------------|-------------|-------------|-------------|-------------|-------------|-------------|------------|------------|-------------|------------|------------|-----------|------------|------------|
| Mississippi State | 2.58 | 40-24 | 64 | 3 | 6 | 21 | 585.0 | 516 | 219 | 168 | 181 | 536 | 94 | 6 | 17 | .239 | 40 | 55 | 6 | 6 | 48 |
| Arkansas | 2.83 | 46-22 | 68 | 0 | 10 | 17 | 613.0 | 513 | 231 | 193 | 224 | 534 | 83 | 4 | 24 | .228 | 56 | 57 | 3 | 13 | 45 |
| Florida | 2.92 | 47-20 | 67 | 3 | 4 | 18 | 601.0 | 551 | 222 | 195 | 138 | 504 | 96 | 14 | 31 | .243 | 34 | 55 | 4 | 8 | 59 |
| South Carolina | 2.97 | 49-20 | 69 | 1 | 9 | 27 | 627.0 | 503 | 227 | 207 | 209 | 564 | 67 | 5 | 37 | .221 | 30 | 45 | 2 | 13 | 55 |
| LSU | 3.25 | 47-18 | 65 | 2 | 7 | 13 | 592.0 | 547 | 242 | 214 | 160 | 572 | 96 | 13 | 33 | .246 | 50 | 47 | 10 | 19 | 43 |
| Kentucky | 3.41 | 45-18 | 63 | 0 | 5 | 22 | 570.0 | 557 | 248 | 216 | 164 | 502 | 88 | 14 | 27 | .260 | 47 | 49 | 9 | 12 | 60 |
| Ole Miss | 3.58 | 37-26 | 63 | 0 | 9 | 15 | 553.2 | 500 | 257 | 220 | 153 | 527 | 84 | 8 | 34 | .241 | 36 | 37 | 6 | 19 | 36 |
| Georgia | 3.86 | 31-26 | 57 | 4 | 5 | 13 | 512.1 | 521 | 243 | 220 | 155 | 395 | 72 | 8 | 32 | .270 | 52 | 46 | 6 | 14 | 41 |
| Auburn | 3.92 | 31-28 | 59 | 0 | 3 | 14 | 521.1 | 513 | 276 | 227 | 184 | 322 | 81 | 18 | 29 | .261 | 49 | 34 | 7 | 32 | 48 |
| Vanderbilt | 4.05 | 35-28 | 63 | 2 | 5 | 13 | 558.1 | 534 | 293 | 251 | 253 | 462 | 94 | 7 | 32 | .256 | 41 | 78 | 11 | 22 | 59 |
| Tennessee | 4.65 | 24-31 | 55 | 1 | 2 | 15 | 495.1 | 509 | 297 | 256 | 235 | 337 | 90 | 14 | 40 | .272 | 48 | 73 | 5 | 21 | 59 |
| Alabama | 5.07 | 21-34 | 55 | 0 | 4 | 6 | 475.2 | 511 | 307 | 268 | 233 | 344 | 93 | 11 | 35 | .278 | 36 | 47 | 7 | 26 | 32 |
| Totals | 3.54 | 453-295 | 748 | 16 | 69 | 194 | 6704.2 | 6275 | 3062 | 2635 | 2289 | 5599 | 1038 | 122 | 371 | .250 | 519 | 623 | 76 | 205 | 585 |

PB - Arkansas 16, Georgia 13, Tennessee 12, Vanderbilt 10, Alabama 10, Miss. State 9, Ole Miss 9, Auburn 7, Kentucky 6, Florida 5, LSU 2, S. Carolina 2. Pickoffs - Kentucky 20, Tennessee 18, Miss. State 14, Arkansas 13, Georgia 11, Vanderbilt 11, Alabama 9, LSU 8, Auburn 4, S. Carolina 3, Ole Miss 3, Florida 1.

Fielding

| Team | C | PO | A | E | FLD% | DPs | SBA | CSB | SBA% | PB | CI |
|-------------------|--------------|--------------|-------------|------------|-------------|------------|------------|------------|-------------|------------|----------|
| LSU | 2396 | 1776 | 573 | 47 | .980 | 36 | 50 | 20 | .714 | 2 | 0 |
| South Carolina | 2614 | 1881 | 680 | 53 | .980 | 51 | 40 | 24 | .625 | 2 | 0 |
| Georgia | 2251 | 1537 | 665 | 49 | .978 | 52 | 67 | 28 | .705 | 13 | 0 |
| Florida | 2590 | 1803 | 728 | 59 | .977 | 36 | 57 | 22 | .722 | 5 | 0 |
| Ole Miss | 2337 | 1661 | 620 | 56 | .976 | 41 | 54 | 24 | .692 | 9 | 1 |
| Kentucky | 2441 | 1710 | 672 | 59 | .976 | 50 | 27 | 21 | .563 | 6 | 0 |
| Arkansas | 2666 | 1839 | 747 | 80 | .970 | 61 | 44 | 26 | .629 | 16 | 1 |
| Tennessee | 2144 | 1486 | 593 | 65 | .970 | 34 | 41 | 24 | .631 | 12 | 1 |
| Mississippi State | 2621 | 1755 | 785 | 81 | .969 | 71 | 52 | 22 | .703 | 9 | 2 |
| Alabama | 2080 | 1427 | 588 | 65 | .969 | 48 | 56 | 21 | .727 | 10 | 2 |
| Vanderbilt | 2370 | 1675 | 613 | 82 | .965 | 46 | 46 | 29 | .613 | 10 | 0 |
| Auburn | 2310 | 1564 | 662 | 84 | .964 | 52 | 42 | 37 | .532 | 7 | 0 |
| Totals | 28820 | 20114 | 7926 | 780 | .973 | 578 | 576 | 298 | .659 | 101 | 7 |



Brandon Moore was one of six Arkansas pitchers that finished the season with a sub-3.00 ERA to help the team finish second in the SEC with a 2.83 ERA.

PROUD OFFICIAL SPONSOR OF ARKANSAS BASEBALL



**PERSONALIZE
YOUR POWER**



THE NEXT GENERATION OF POWER BRIGADE BATS
HAVE ARRIVED AT EASTON.COM/POWERBRIGADE

2013 OPPONENTS





ALABAMA

April 4-6, 2013

Tuscaloosa, Ala. (Sewell-Thomas Stadium)



ALABAMA A&M

March 12-13, 2013

Fayetteville, Ark. (Baum Stadium)



ARIZONA STATE

February 28; March 2, 2013

Surprise, Ariz. (Surprise Stadium)

General Information

Location.....Tuscaloosa, Ala.
Enrollment.....33,602
Nickname.....Crimson Tide
Conference.....Southeastern (Western Division)
Colors.....Crimson and White
President.....Dr. Judy Bonner
Athletic Director.....Mal Moore
Stadium.....Sewell-Thomas Stadium (6,571)
Dimensions (L-R).....325-400-325
Press Box Phone.....N/A

Baseball Information

Head Coach.....Mitch Gaspard
Alma Mater/Year.....UL-Lafayette, 1988
Overall Record.....308-225 (8 yrs)
Record at School.....98-87 (3 yrs)
Assistant Coaches.....Dax Norris
Andy Phillips
Bobby Barbier
Baseball Office Phone.....205-348-4029
2012 Record (Overall).....21-34
2012 Record (Conference).....9-21, 6th SEC West
2012 NCAA Tournament.....N/A
Lettermen Returning/Lost.....17/14
Starters Returning/Lost.....4/4
Pitchers Returning/Lost.....9/3
Newcomers.....20
Top Returners.....Jake Hubbard, RHP
Justin Kamplain, LHP
Ben Moore, OF/C
Series Record (Streak).....Alabama, 41-29 (Won 4)
2012 Series.....Arkansas, 3-0

Media Information

Baseball SID.....Rich Davi
SID Office Phone.....205-348-3550
SID E-mail.....rdavi@ia.ua.edu
SID Fax.....205-348-8841
Website.....rolltide.com

General Information

Location.....Huntsville, Ala.
Enrollment.....5,095
Nickname.....Bulldogs
Conference.....Southwestern Athletic
Colors.....Maroon and White
President.....Dr. Andrew Hugine, Jr.
Athletic Director.....Bryon Hicks
Stadium.....Bulldog Baseball Complex (500)
Dimensions (L-R).....365-395-365
Press Box Phone.....N/A

Baseball Information

Head Coach.....Michael Tompkins
Alma Mater/Year.....Centenary, 2010
Overall Record.....8-42 (1 yr)
Record at School.....8-42 (1 yr)
Assistant Coaches.....Preston Potter
Baseball Office Phone.....256-372-4004
2012 Record (Overall).....8-42
2012 Record (Conference).....1-23, 5th SWAC East
2012 NCAA Tournament.....N/A
Lettermen Returning/Lost.....7/3
Starters Returning/Lost.....6/3
Pitchers Returning/Lost.....5/3
Newcomers.....6
Top Returners.....Brandyn Crutcher, OF
Jordan Friend, INF
Manny Lora, RHP
Series Record (Streak).....First Meeting
2012 Series.....DNP

Media Information

Baseball SID.....Brandon Willis
SID Office Phone.....256-372-4005
SID E-mail.....aamusportsinfo@yahoo.com
SID Fax.....256-372-5919
Website.....aamusports.com

General Information

Location.....Tempe, Ariz.
Enrollment.....72,250
Nickname.....Sun Devils
Conference.....Pac-12
Colors.....Maroon and Gold
President.....Dr. Michael Crow
Athletic Director.....Steve Patterson
Stadium.....Packard Stadium (3,879)
Dimensions (L-R).....338-395-338
Press Box Phone.....480-727-7253

Baseball Information

Head Coach.....Tim Esmay
Alma Mater/Year.....Arizona State, 1988
Overall Record.....131-48 (3 yrs)
Record at School.....344-283-1 (11 yrs)
Assistant Coaches.....Ken Knutson
Mike Benjamin
Greg Bordes
Baseball Office Phone.....480-965-3677
2012 Record (Overall).....36-20
2012 Record (Conference).....18-12, 4th Pac-12
2012 NCAA Tournament.....N/A
Lettermen Returning/Lost.....18/12
Starters Returning/Lost.....5/4
Pitchers Returning/Lost.....7/8
Newcomers.....15
Top Returners.....Michael Benjamin, INF
Max Rossiter, C
Trevor Williams, RHP
Series Record (Streak).....Arizona State, 6-3 (Lost 3)
2012 Series.....DNP

Media Information

Baseball SID.....Thomas Lenneberg
SID Office Phone.....480-965-6594
SID E-mail.....thomas.lenneberg@asu.edu
SID Fax.....480-965-5408
Website.....thesundevils.com




Mitch Gaspard
Head Coach




Ben Moore
So. • OF/C



Michael Tompkins
Head Coach



Brandyn Crutcher
So. • OF



Tim Esmay
Head Coach



Trevor Williams
Jr. • RHP



AUBURN

May 16-18, 2013

Auburn, Ala. (Plainsman Park)

General Information

Location..... Auburn, Ala.
 Enrollment 25,469
 Nickname..... Tigers
 Conference Southeastern (Western Division)
 Colors..... Burnt Orange and Navy Blue
 President Jay Gogue
 Athletic Director Jay Jacobs
 Stadium Plainsman Park (4,096)
 Dimensions (L-R) 315-385-331
 Press Box Phone 334-844-4138

Baseball Information

Head Coach John Pawlowski
 Alma Mater/Year Clemson, 1996
 Overall Record 472-295-1 (13 yrs)
 Record at School 134-103 (4 yrs)
 Assistant Coaches Scott Foxhall
 Ty Megahee
 Gabe Gross
 Baseball Office Phone 334-844-4975
 2012 Record (Overall) 31-28
 2012 Record (Conference) 13-17, 5th SEC West
 2012 NCAA Tournament N/A
 Lettermen Returning/Lost 18/13
 Starters Returning/Lost 5/4
 Pitchers Returning/Lost 7/7
 Newcomers 17
 Top Returners Garrett Cooper, INF
 Daniel Koger, LHP
 Ryan Tella, OF
 Series Record (Streak) Auburn, 39-32 (Lost 1)
 2012 Series Auburn, 2-1

Media Information

Baseball SID Dan Froehlich
 SID Office Phone 334-844-9803
 SID E-mail froehdp@auburn.edu
 SID Fax 334-844-9807
 Website auburntigers.com



John Pawlowski
Head Coach



Ryan Tella
Jr. • OF



Wes Carroll
Head Coach



Kyle Lloyd
Sr. • RHP



EVANSVILLE

February 22-24, 2013

Fayetteville, Ark. (Baum Stadium)

General Information

Location..... Evansville, Ind.
 Enrollment 2,822
 Nickname..... Purple Aces
 Conference Missouri Valley
 Colors..... Purple, White and Orange
 President Dr. Thomas Kazee
 Athletic Director John Stanley
 Stadium Braun Stadium (1,200)
 Dimensions (L-R) 330-400-330
 Press Box Phone 812-479-2587

Baseball Information

Head Coach Wes Carroll
 Alma Mater/Year Evansville, 2001
 Overall Record 117-109 (4 yrs)
 Record at School 117-109 (4 yrs)
 Assistant Coaches Ben Bachmann
 Andy Pascoe
 Cody Fick
 Baseball Office Phone 812-488-2059
 2012 Record (Overall) 32-27
 2012 Record (Conference) 10-11, 5th MVC
 2012 NCAA Tournament N/A
 Lettermen Returning/Lost 26/7
 Starters Returning/Lost 6/2
 Pitchers Returning/Lost 12/1
 Newcomers 10
 Top Returners Ryan Billo, RHP
 Jason Hockemeyer, INF
 Kyle Lloyd, RHP
 Series Record (Streak) Arkansas, 6-2 (Won 1)
 2012 Series DNP

Media Information

Baseball SID Dustin Hall
 SID Office Phone 812-488-1152
 SID E-mail dh207@evansville.edu
 SID Fax 812-488-2199
 Website gopurpleaces.com



GEORGIA

April 26-28, 2013

Athens, Ga. (Foley Field)

General Information

Location..... Athens, Ga.
 Enrollment 34,667
 Nickname..... Bulldogs
 Conference Southeastern (Eastern Division)
 Colors..... Red and Black
 President Dr. Michael F. Adams
 Athletic Director Greg McGarity
 Stadium Foley Field (3,291)
 Dimensions (L-R) 350-404-314
 Press Box Phone 706-542-6162

Baseball Information

Head Coach David Perno
 Alma Mater/Year Georgia, 1991
 Overall Record 369-303-1 (11 yrs)
 Record at School 369-303-1 (11 yrs)
 Assistant Coaches Jason Eller
 Allen Osborne
 Jason Jacobs
 Baseball Office Phone 706-542-7971
 2012 Record (Overall) 31-26
 2012 Record (Conference) 14-15, 5th SEC East
 2012 NCAA Tournament N/A
 Lettermen Returning/Lost 20/9
 Starters Returning/Lost 6/3
 Pitchers Returning/Lost 10/3
 Newcomers 17
 Top Returners Blake Dieterich, LHP
 Kyle Farmer, INF
 Curt Powell, INF
 Series Record (Streak) Arkansas, 26-20 (Won 2)
 2012 Series Arkansas, 2-1

Media Information

Baseball SID Christopher Lakos
 SID Office Phone 706-542-7994
 SID E-mail clakos@sports.uga.edu
 SID Fax 706-542-9339
 Website georgiadogs.com



David Perno
Head Coach



Kyle Farmer
Sr. • INF



GONZAGA

March 1, 2013

Surprise, Ariz. (Surprise Recreation Complex)

General Information

Location..... Spokane, Wash.
Enrollment 7,500
Nickname..... Bulldogs
Conference West Coast
Colors..... Blue, White and Red
President Dr. Thayne McCulloh
Athletic Director Mike Roth
Stadium..... Patterson Baseball Complex (1,500)
Dimensions (L-R) 328-398-328
Press Box Phone..... 509-279-1005

Baseball Information

Head Coach Mark Machtolf
Alma Mater/Year..... Stanford, 1987
Overall Record 266-220-1 (10 yrs)
Record at School 266-220-1 (10 yrs)
Assistant Coaches Danny Evans
Steve Bennett
Brandon Harmon
Baseball Office Phone 509-313-4209
2012 Record (Overall) 34-22
2012 Record (Conference) 14-10, 3rd WCC
2012 NCAA Tournament N/A
Lettermen Returning/Lost..... 19/14
Starters Returning/Lost..... 4/5
Pitchers Returning/Lost..... 10/4
Newcomers 19
Top Returners..... Clayton Eslick, INF
Marco Gonzales, INF/LHP
Tyler Olson, LHP
Series Record (Streak) Arkansas, 3-1 (Won 2)
2012 Series..... Arkansas, 2-0

Media Information

Baseball SID Justin Trujillo
SID Office Phone 509-313-4227
SID E-mail..... trujillo@athletics.gonzaga.edu
SID Fax..... 509-313-5730
Website gozags.com



KENTUCKY

May 3-5, 2013

Lexington, Ky. (Cliff Hagan Stadium)

General Information

Location..... Lexington, Ky.
Enrollment 27,000
Nickname..... Wildcats
Conference Southeastern (Eastern Division)
Colors..... Blue and White
President Dr. Eli Capiluto
Athletic Director Mitch Barnhart
Stadium..... Cliff Hagan Stadium (3,000)
Dimensions (L-R) 340-390-310
Press Box Phone..... 859-257-9011

Baseball Information

Head Coach Gary Henderson
Alma Mater/Year..... San Diego State, 1984
Overall Record 129-99 (4 yrs)
Record at School 129-99 (4 yrs)
Assistant Coaches Brad Bohannon
Brian Green
Keith Vorhoff
Baseball Office Phone 859-257-8052
2012 Record (Overall) 45-18
2012 Record (Conference) 18-12, T-2nd SEC East
2012 NCAA Tournament 2-2, Gary Regional
Lettermen Returning/Lost..... 18/7
Starters Returning/Lost..... 7/3
Pitchers Returning/Lost..... 9/4
Newcomers 14
Top Returners..... Austin Cousino, OF
Trevor Gott, RHP
Corey Littrell, LHP
Series Record (Streak) Arkansas, 33-22 (Lost 2)
2012 Series..... Kentucky, 2-1

Media Information

Baseball SID Brent Ingram
SID Office Phone 859-257-3838 (Ext. 8504)
SID E-mail..... brent.ingram@uky.edu
SID Fax..... 859-323-4754
Website ukathletics.com



LSU

April 12-14, 2013

Fayetteville, Ark. (Baum Stadium)

General Information

Location..... Baton Rouge, La.
Enrollment 29,549
Nickname..... Tigers
Conference Southeastern (Western Division)
Colors..... Purple and Gold
Chancellor..... Dr. William L. Jenkins
Athletic Director Joe Alleva
Stadium..... Alex Box Stadium (10,326)
Dimensions (L-R) 330-405-330
Press Box Phone..... 225-578-4149

Baseball Information

Head Coach Paul Mainieri
Alma Mater/Year..... Florida International, 1980
Overall Record 1122-614-7 (30 yrs)
Record at School 258-122-2 (6 yrs)
Assistant Coaches Alan Dunn
Javi Sanchez
Will Davis
Baseball Office Phone 225-578-4148
2012 Record (Overall) 47-18
2012 Record (Conference) 19-11, 1st SEC West
2012 NCAA Tournament 3-0, Baton Rouge Regional
..... 1-2, Baton Rouge Super Regional
Lettermen Returning/Lost..... 19/11
Starters Returning/Lost..... 5/4
Pitchers Returning/Lost..... 10/5
Newcomers 13
Top Returners..... Mason Katz, INF/OF
Aaron Nola, RHP
Raph Rhymes, OF
Series Record (Streak) LSU, 54-26 (Lost 3)
2012 Series..... LSU, 3-0

Media Information

Baseball SID Bill Franques
SID Office Phone 225-578-2527
SID E-mail..... wfranqu@lsu.edu
SID Fax..... 225-578-1861
Website lsusports.net



Mark Machtolf
Head Coach



Marco Gonzales
Jr. • INF/LHP



Gary Henderson
Head Coach



Corey Littrell
Jr. • LHP



Paul Mainieri
Head Coach



Raph Rhymes
Sr. • OF



MISSOURI STATE

April 30, 2013

Fayetteville, Ark. (Baum Stadium)

General Information


| | |
|-------------------------|-----------------------|
| Location..... | Springfield, Mo. |
| Enrollment | 23,071 |
| Nickname..... | Bears |
| Conference | Missouri Valley |
| Colors..... | Maroon and White |
| President | Clif Smart |
| Athletic Director | Kyle Moats |
| Stadium..... | Hammons Field (8,000) |
| Dimensions (L-R) | 315-400-330 |
| Press Box Phone..... | 417-832-3029 |

Baseball Information

| | |
|--------------------------------|---------------------------------|
| Head Coach | Keith Guttin |
| Alma Mater/Year..... | Missouri-St. Louis, 1978 |
| Overall Record | 1032-652 (30 yrs) |
| Record at School | 1032-652 (30 yrs) |
| Assistant Coaches | Paul Evans |
| | Brent Thomas |
| | Jamie Sheetz |
| Baseball Office Phone | 417-836-4497 |
| 2012 Record (Overall) | 40-22 |
| 2012 Record (Conference) | 13-7, 2nd MVC |
| 2012 NCAA Tournament | 1-2, NCAA Coral Gables Regional |
| Lettermen Returning/Lost..... | 19/7 |
| Starters Returning/Lost..... | 5/4 |
| Pitchers Returning/Lost..... | 9/1 |
| Newcomers | 11 |
| Top Returners..... | Tyler Burgess, LHP |
| | Keenen Maddox, OF/DH |
| | Nick Petree, RHP |
| Series Record (Streak) | Arkansas, 47-20 (Won 8) |
| 2012 Series | DNP |

Media Information

Baseball SID Eric Doennig
SID Office Phone 417-836-4586
SID E-mail ericdoennig@missouristate.edu
SID Fax N/A
Website missouristatebears.com



Edward Cheatham
Sr. • INF



Nick Petree
R-Jr. • RHP



NEBRASKA

April 16-17, 2013

Lincoln, Neb. (Haymarket Park)



NEW MEXICO

April 9-10, 2013

Fayetteville, Ark. (Baum Stadium)



NEW ORLEANS

February 19-20, 2013

Fayetteville, Ark. (Baum Stadium)

General Information

Location..... Lincoln, Neb.
Enrollment 24,610
Nickname..... Cornhuskers
Conference Big Ten
Colors..... Scarlet and Cream
Chancellor..... Harvey Perlman, J.D.
Athletic Director Shawn Eichorst
Stadium..... Haymarket Park (8,486)
Dimensions (L-R) 335-395-325
Press Box Phone..... 402-434-6861

Baseball Information

Head Coach Darin Erstad
Alma Mater/Year..... N/A
Overall Record 35-23 (1 yr)
Record at School 35-23 (1 yr)
Assistant Coaches Will Bolt
Ted Silva
Jeff Christy
Baseball Office Phone 402-472-2269
2012 Record (Overall) 35-23
2012 Record (Conference) 14-10, 4th Big Ten
2012 NCAA Tournament N/A
Lettermen Returning/Lost..... 20/10
Starters Returning/Lost..... 7/3
Pitchers Returning/Lost..... 9/5
Newcomers 13
Top Returners..... Chad Christensen, OF
Kyle Kubat, LHP
Michael Pritchard, DH/OF
Series Record (Streak) Series Tied, 8-8 (Lost 1)
2012 Series..... DNP

Media Information

Baseball SID Jeremy Foote
SID Office Phone 402-472-7778
SID E-mail..... jfoote@huskers.com
SID Fax..... 402-472-2005
Website huskers.com

General Information

Location..... Albuquerque, N.M.
Enrollment 28,800
Nickname..... Lobos
Conference Mountain West
Colors..... Cherry and Silver
President Dr. Robert Frank
Athletic Director Paul Krebs
Stadium..... Lobo Field (1,000)
Dimensions (L-R) 350-420-350
Press Box Phone..... 505-222-4093

Baseball Information

Head Coach Ray Birmingham
Alma Mater/Year..... New Mexico State, 1978
Overall Record 984-460-2 (25 yrs)
Record at School 166-132 (5 yrs)
Assistant Coaches Ken Jacome
Dan Spencer
Matt Hibbitts
Baseball Office Phone 505-925-5720
2012 Record (Overall) 37-24
2012 Record (Conference) 18-6, T-1st MWC
2012 NCAA Tournament 1-2, NCAA Los Angeles Regional
Lettermen Returning/Lost..... 17/13
Starters Returning/Lost..... 6/3
Pitchers Returning/Lost..... 7/6
Newcomers 16
Top Returners..... Mitchell Garver, C
DJ Peterson, INF
Josh Walker, RHP
Series Record (Streak) Arkansas, 6-1 (Won 5)
2012 Series..... DNP

Media Information

Baseball SID Terry Kelly
SID Office Phone 505-925-5521
SID E-mail..... terencemckelly@gmail.com
SID Fax..... 505-925-5609
Website golobos.com

General Information

Location..... New Orleans, La.
Enrollment 9,825
Nickname..... Privateers
Conference Independent
Colors..... Royal Blue and Silver
President Dr. Peter J. Fos
Athletic Director Derek Morel
Stadium..... Maestri Field (4,200)
Dimensions (L-R) 330-405-330
Press Box Phone..... N/A

Baseball Information

Head Coach Bruce Peddie
Alma Mater/Year..... Mansfield, 1987
Overall Record 371-351-2 (14 yrs)
Record at School 34-116 (3 yrs)
Assistant Coaches James Jurries
Justin Garcia
Kal Bonura
Baseball Office Phone 504-280-6102
2012 Record (Overall) 17-27
2012 Record (Conference) N/A
2012 NCAA Tournament N/A
Lettermen Returning/Lost..... 17/13
Starters Returning/Lost..... 3/6
Pitchers Returning/Lost..... 7/6
Newcomers 18
Top Returners..... Jonathan Coco, INF
Dan Perkins, OF
Stone Spear, LHP
Series Record (Streak) New Orleans, 2-0 (Lost 2)
2012 Series..... DNP

Media Information

Baseball SID Jason Plotkin
SID Office Phone 504-280-7023
SID E-mail..... jplotkin@uno.edu
SID Fax..... 504-280-3977
Website unoprivateers.com



Darin Erstad
Head Coach



Chad Christensen
Sr. • OF




Ray Birmingham
Head Coach



DJ Peterson
Jr. • INF



Bruce Peddie
Head Coach



Stone Spear
Sr. • LHP



2013 OPPONENTS



OKLAHOMA

April 23, 2013

Fayetteville, Ark. (Baum Stadium)

General Information

| | |
|-------------------------|-------------------------------|
| Location..... | Norman, Okla. |
| Enrollment | 30,754 |
| Nickname..... | Sooners |
| Conference | Big 12 |
| Colors | Crimson and Cream |
| President | David Boren |
| Athletic Director | Joe Castiglione |
| Stadium | L. Dale Mitchell Park (3,180) |
| Dimensions (L-R) | 335-411-335 |
| Press Box Phone | 405-325-8363 |

Baseball Information

| | |
|--------------------------------|--|
| Head Coach | Sunny Golloway |
| Alma Mater/Year | Oklahoma Christian College, 1984 |
| Overall Record | 638-316-1 (16 yrs) |
| Record at School | 303-160-1 (8 yrs) |
| Assistant Coaches | Jack Giese Aric Thomas Rich Hills |
| Baseball Office Phone | 405-325-8354 |
| 2012 Record (Overall) | 42-25 |
| 2012 Record (Conference) | 13-10, 4th Big 12 |
| 2012 NCAA Tournament | 4-1, Charlottesville Regional |
| | 0-2, Columbia Super Regional |
| Lettermen Returning/Lost | 10/11 |
| Starters Returning/Lost | 4/5 |
| Pitchers Returning/Lost | 5/9 |
| Newcomers | 18 |
| Top Returners | Jonathan Gray, RHP Dillon Overton, LHP Max White, OF/INF |
| Series Record (Streak) | Arkansas, 14-11 (Lost 2) |
| 2012 Series | Oklahoma, 1-0 |

Media Information

| | |
|------------------------|------------------|
| Baseball SID | Mike Ashcraft |
| SID Office Phone | 405-325-6449 |
| SID E-mail | ashcraft@ou.edu |
| SID Fax | 405-325-7623 |
| Website | soonersports.com |



OLE MISS

March 15-17, 2013

Fayetteville, Ark. (Baum Stadium)

General Information

| | |
|-------------------------|------------------------------------|
| Location..... | Oxford, Miss. |
| Enrollment | 21,535 |
| Nickname..... | Rebels |
| Conference | Southeastern (Western Division) |
| Colors | Cardinal Red & Navy Blue |
| Chancellor..... | Dr. Daniel W. Jones |
| Athletic Director | Ross Bjork |
| Stadium | Oxford-University Stadium (10,323) |
| Dimensions (L-R) | 330-390-330 |
| Press Box Phone | 662-915-7858 |

Baseball Information

| | |
|--------------------------------|--|
| Head Coach | Mike Bianco |
| Alma Mater/Year | LSU, 1989 |
| Overall Record | 571-349-1 (15 yrs) |
| Record at School | 471-278-1 (12 yrs) |
| Assistant Coaches | Carl Lafferty Cliff Godwin Fuller Smith |
| Baseball Office Phone | 662-915-6643 |
| 2012 Record (Overall) | 37-26 |
| 2012 Record (Conference) | 14-16, 4th SEC West |
| 2012 NCAA Tournament | 2-2, Fort Worth Regional |
| Lettermen Returning/Lost | 21/10 |
| Starters Returning/Lost | 5/3 |
| Pitchers Returning/Lost | 10/6 |
| Newcomers | 14 |
| Top Returners | Brett Huber, RHP Tanner Mathis, OF Bobby Wahl, RHP |
| Series Record (Streak) | Arkansas, 38-32 (Lost 1) |
| 2012 Series | Ole Miss, 3-1 |

Media Information

| | |
|------------------------|----------------------|
| Baseball SID | Bill Bunting |
| SID Office Phone | 662-915-1083 |
| SID E-mail | wbunting@olemiss.edu |
| SID Fax | 662-915-7006 |
| Website | olemisssports.com |



PACIFIC

March 3, 2013

Surprise, Ariz. (Surprise Recreation Complex)

General Information

| | |
|-------------------------|----------------------------|
| Location..... | Stockton, Calif. |
| Enrollment | 6,235 |
| Nickname..... | Tigers |
| Conference | Big West |
| Colors | Orange and Black |
| President | Dr. Pamela Eibeck |
| Athletic Director | Ted Leland |
| Stadium | Klein Family Field (2,500) |
| Dimensions (L-R) | 317-395-325 |
| Press Box Phone | N/A |

Baseball Information

| | |
|--------------------------------|--|
| Head Coach | Ed Sprague |
| Alma Mater/Year | Stanford, 1988 |
| Overall Record | 195-283 (9 yrs) |
| Record at School | 195-283 (9 yrs) |
| Assistant Coaches | Don Barbara Mike McCormick Patrick Jacquez |
| Baseball Office Phone | 209-946-7309 |
| 2012 Record (Overall) | 16-40 |
| 2012 Record (Conference) | 6-18, 9th Big West |
| 2012 NCAA Tournament | N/A |
| Lettermen Returning/Lost | 17/10 |
| Starters Returning/Lost | 6/4 |
| Pitchers Returning/Lost | 6/5 |
| Newcomers | 15 |
| Top Returners | Michael Benson, RHP Erik Lockwood, INF Dustin Torchio, INF |
| Series Record (Streak) | First Meeting |
| 2012 Series | DNP |

Media Information

| | |
|------------------------|-------------------------|
| Baseball SID | Kevin Wilkinson |
| SID Office Phone | 209-946-2289 |
| SID E-mail | kwilkinson1@pacific.edu |
| SID Fax | N/A |
| Website | pacifictigers.com |



Sunny Golloway
Head Coach



Max White
Sr. • OF/INF



Mike Bianco
Head Coach



Bobby Wahl
Jr. • RHP



Ed Sprague
Head Coach



Erik Lockwood
R-So. • INF



SAN DIEGO STATE

March 7-10, 2013

Fayetteville, Ark. (Baum Stadium)

General Information

Location..... San Diego, Calif.
Enrollment 31,597
Nickname..... Aztecs
Conference Mountain West
Colors..... Scarlet and Black
President Dr. Elliot Hirshman
Athletic Director Jim Sterk
Stadium..... Tony Gwynn Stadium (3,000)
Dimensions (L-R) 340-410-340
Press Box Phone..... 619-594-4103

Baseball Information

Head Coach Tony Gwynn
Alma Mater/Year..... San Diego State, 1980
Overall Record 290-311 (10 yrs)
Record at School 290-311 (10 yrs)
Assistant Coaches Mark Martinez
Eric Valenzuela
Mark Viramontes
Baseball Office Phone 619-594-6889
2012 Record (Overall) 26-34
2012 Record (Conference) 12-12, 3rd Mountain West
2012 NCAA Tournament N/A
Lettermen Returning/Lost..... 24/8
Starters Returning/Lost..... 7/2
Pitchers Returning/Lost..... 11/5
Newcomers 11
Top Returners..... Greg Allen, OF
Justin Hepner, RHP
Tim Zier, INF
Series Record (Streak) Arkansas, 4-1 (Won 1)
2012 Series..... DNP

Media Information

Baseball SID Dave Kuhn
SID Office Phone 619-594-5547
SID E-mail..... dkuhn@mail.sdsu.edu
SID Fax..... 619-582-6541
Website goaztecs.com



SOUTH CAROLINA

March 22-24, 2013

Columbia, S.C. (Carolina Stadium)

General Information

Location..... Columbia, S.C.
Enrollment 30,721
Nickname..... Gamecocks
Conference Southeastern (Eastern Division)
Colors..... Garnet and Black
President Dr. Harris Pastides
Athletic Director Ray Tanner
Stadium..... Carolina Stadium (8,242)
Dimensions (L-R) 325-400-325
Press Box Phone..... 803-777-6648

Baseball Information

Head Coach Chad Holbrook
Alma Mater/Year..... North Carolina, 1994
Overall Record First Year
Record at School First Year
Assistant Coaches Jerry Meyers
Sammy Esposito
Brian Buscher
Baseball Office Phone 936-468-4599
2012 Record (Overall) 49-20
2012 Record (Conference) 18-11, 1st SEC East
2012 NCAA Tournament 3-0, Columbia Regional
..... 2-0, Columbia Super Regional
Lettermen Returning/Lost..... 4-3, College World Series
Starters Returning/Lost..... 6/3
Pitchers Returning/Lost..... 13/4
Newcomers 10
Top Returners..... LB Dantzler, INF
Colby Holmes, RHP
Tyler Webb, LHP
Series Record (Streak) Arkansas, 32-28 (Lost 2)
2012 Series..... South Carolina, 4-2

Media Information

Baseball SID Andrew Kitick
SID Office Phone 803-777-5257
SID E-mail..... kitick@mailbox.sc.edu
SID Fax..... 803-777-2967
Website gamecocksonline.com



TENNESSEE

May 10-12, 2013

Fayetteville, Ark. (Baum Stadium)

General Information

Location..... Knoxville, Tenn.
Enrollment 27,523
Nickname..... Volunteers
Conference Southeastern (Eastern Division)
Colors..... Orange and White
Chancellor..... Dr. Jimmy Cheek
Athletic Director Dave Hart
Stadium..... Lindsey Nelson Stadium (3,800)
Dimensions (L-R) 320-390-320
Press Box Phone..... 865-974-3376

Baseball Information


Head Coach Dave Serrano
Alma Mater/Year..... Trinity College and University, 2003
Overall Record 313-170-1 (8 yrs)
Record at School 25-29 (1 yr)
Assistant Coaches Greg Bergeron
Bill Mosiello
Tony Asaro
Baseball Office Phone 865-974-2057
2012 Record (Overall) 25-29
2012 Record (Conference) 7-23, 6th SEC East
2012 NCAA Tournament N/A
Lettermen Returning/Lost..... 12/21
Starters Returning/Lost..... 4/4
Pitchers Returning/Lost..... 5/11
Newcomers 22
Top Returners..... Zach Godley, RHP
Robbie Kidd, RHP
Will Maddox, INF
Series Record (Streak) Arkansas, 28-24 (Won 4)
2012 Series..... Arkansas, 3-0

Media Information

Baseball SID Cameron Harris
SID Office Phone 865-974-8876
SID E-mail..... charri48@utk.edu
SID Fax..... 865-974-8875
Website utsports.com



Tony Gwynn
Head Coach



Greg Allen
So. • OF




Chad Holbrook
Head Coach



Tyler Webb
Sr. • LHP



Dave Serrano
Head Coach



Zach Godley
Sr. • RHP



TEXAS A&M

April 19-21, 2013

Fayetteville, Ark. (Baum Stadium)



WESTERN ILLINOIS

February 15-17, 2013

Fayetteville, Ark. (Baum Stadium)

General Information

Location..... College Station, Texas
Enrollment 50,227
Nickname..... Aggies
Conference Southeastern (Western Division)
Colors..... Maroon and White
President Dr. R. Bowen Loftin
Athletic Director Eric Hyman
Stadium..... Blue Bell Park (6,100)
Dimensions (L-R) 330-400-330
Press Box Phone..... 979-458-3604

Baseball Information

Head Coach Rob Childress
Alma Mater/Year..... Northwood, 1990
Overall Record 289-153-2 (7 yrs)
Record at School 289-153-2 (7 yrs)
Assistant Coaches Andy Sawyers
Justin Seely
Austin Knight
Baseball Office Phone 979-845-4810
2012 Record (Overall) 43-18
2012 Record (Conference) 16-8, 2nd Big 12
2012 NCAA Tournament 1-2, College Station Regional
Lettermen Returning/Lost..... 17/8
Starters Returning/Lost..... 5/4
Pitchers Returning/Lost..... 7/4
Newcomers 14
Top Returners..... Rafael Pineda, RHP
Troy Stein, C
Mikey Reynolds, INF
Series Record (Streak) Texas A&M, 35-29 (Lost 2)
2012 Series..... DNP

Media Information

Baseball SID Thomas Dick
SID Office Phone 979-862-5486
SID E-mail..... tddick@athletics.tamu.edu
SID Fax..... 979-845-6825
Website aggieathletics.com

General Information

Location..... Macomb, Ill.
Enrollment 12,205
Nickname..... Leathernecks
Conference The Summit League
Colors..... Purple and Gold
President Dr. Jack Thomas
Athletic Director Dr. Tim M. Van Alstine
Stadium..... Alfred D. Boyer Stadium (502)
Dimensions (L-R) 330-400-330
Press Box Phone..... 309-298-1227

Baseball Information

Head Coach Ryan Brownlee
Alma Mater/Year..... Evansville, 1997
Overall Record First Season
Record at School First Season
Assistant Coaches Shane Davis
Dusty Napoleon
Bill Albee
Baseball Office Phone 309-298-1521
2012 Record (Overall) 17-35-1
2012 Record (Conference) 7-17, 7th Summit League
2012 NCAA Tournament N/A
Lettermen Returning/Lost..... 18/14
Starters Returning/Lost..... 4/5
Pitchers Returning/Lost..... 8/7
Newcomers 18
Top Returners..... Dan Dispensa, OF
Steve Kedroski, INF
Nick Smith, RHP
Series Record (Streak) Arkansas, 4-0 (Won 4)
2012 Series..... DNP

Media Information

Baseball SID Sean Ingrassia
SID Office Phone 309-298-1133
SID E-mail..... sm-ingrassia@wiu.edu
SID Fax..... 309-298-2060
Website goleathernecks.com



Rob Childress
Head Coach



Mikey Reynolds
Sr. • INF



Ryan Brownlee
Head Coach



Dan Dispensa
Sr. • OF



2013 SEC TOURNAMENT

May 21-26, 2013

Hoover Metropolitan Stadium • Hoover, Ala.

The Southeastern Conference Baseball Tournament returns for a 16th straight year to the Hoover Metropolitan Stadium in the south-Birmingham city of Hoover, Ala., May 21-26.

The 2013 SEC Baseball Tournament will increase from 10 to 12 teams and will begin on Tuesday, May 21. Seeds 5-12 will meet in a single elimination format on the opening day of the tournament, followed by traditional double-elimination play Wednesday-Friday. The tournament will return to single elimination play on Saturday. The total number of games played will not change, remaining at 17.

The 12 teams are seeded 1-12 with the two divisional champions and top four seeds guaranteed opening-round byes, with the possibility of earning another later in the bracket. The tournament field will include the top teams from the SEC's Eastern and Western Divisions plus 10 at-large bids seeded 3-12 based on conference winning percentage. Last season, Mississippi State defeated Vanderbilt 3-0 in front of 12,526 fans and a national television audience on ESPN2 to claim SEC Tournament title.

The Hoover Met formerly served as home of the Double-A Birmingham Barons (Chicago White Sox) of the Southern League. The stadium also has served as host of the NCAA Men's Soccer Final Four, as well as home to the nationally renowned Hoover Buccaneer high school football program.

The 2012 SEC Baseball Tournament drew 129,112 fans to the Hoover Met, a new record high for the event. Seven times in the last 10 years the tournament has surpassed the six-digit mark in total attendance.

The SEC is currently scheduled to keep its baseball tournament in Hoover at the Hoover Met through 2016 under the current contract.

All games of the tournament have been televised in high definition since 2008, with ESPN set to broadcast the championship game nationally for the fourth straight year in 2013.

2013 SEC Tournament Schedule

Tuesday, May 21

Game 1, 9:30 a.m. - #6 Seed vs. #11 Seed
Game 2, TBD - #7 Seed vs. #10 Seed
Game 3, 4:30 p.m. - #8 Seed vs. #9 Seed
Game 4, TBD - #5 Seed vs. #12 Seed

Wednesday, May 22

Game 5, 9:30 a.m. - #3 Seed vs. Winner Game 1
Game 6, TBD - #2 Seed vs. Winner Game 2
Game 7, 4:30 p.m. - #1 Seed vs. Winner Game 3
Game 8, TBD - #4 Seed vs. Winner Game 4

Thursday, May 23

Game 9, 9:30 a.m. - Loser Game 5 vs. Loser Game 6
Game 10, TBD - Loser Game 7 vs. Loser Game 8
Game 11, 4:30 p.m. - Winner Game 5 vs. Winner Game 6
Game 12, TBD - Winner Game 7 vs. Winner Game 8

Friday, May 24

Game 13, 3 p.m. - Winner Game 9 vs. Loser Game 11
Game 14, TBD - Winner Game 10 vs. Loser Game 12

Saturday, May 25

Game 15, Noon - Winner Game 13 vs. Winner Game 11
Game 16, TBD - Winner Game 14 vs. Winner Game 12

Sunday, May 26

Game 17, TBD - Winner Game 15 vs. Winner Game 16

HISTORY & RECORDS





Few schools in America enjoy as rich a history as that of the Arkansas Razorback baseball program. With seven College World Series appearances - including a national runner-up finish in 1979 - and 25 NCAA postseason appearances to its credit, the University of Arkansas has long been considered one of the nation's elite programs.

Entering their 91st season of play, the Razorbacks fielded their first team in 1897. Arkansas played for 24 years before seeing its team discontinued from 1930 to 1946. Hugo Bezdek, E.T. Pickering, T.T. McConnell, Claude Watts, Norman Coyle and Francis Schmidt served as coaches during the early days of the program. All but Watts and Coyle also served as head football coaches at the university.

The Razorbacks got back in the baseball business again in 1947 with Deke Brackett serving the first of three seasons as head coach. It was in 1950, with Razorback athletic trainer Bill Ferrell taking the reins that modern day interest in the sport ignited for the first time. Though compiling only a 139-149 record during his 16-year tenure, the foundation was laid for what was to come.

Wayne Robbins took over for the popular Ferrell in 1966 and coached for four seasons, going 50-51. His successor was a fiery young coach from Wisconsin who would eventually build the program into one of national prominence.

Norm DeBriyn was hired by Arkansas Athletics Director George Cole in 1970 and charged with making the Razorbacks competitive on a conference and national level. Arkansas baseball had not been a baseball-playing member of a league since dropping out of Southwest Conference play in 1926. One of DeBriyn's first tasks was to resume a SWC schedule, a feat which was accomplished in time for the 1974 season. His teams proved competitive in one of the nation's toughest baseball leagues and Arkansas would end up qualifying for 14 of the 15 SWC Tournaments held during the Razorbacks' membership in that league.

The Razorbacks became competitive on a larger scale as well under DeBriyn. Arkansas participated in its first NCAA postseason in 1973, DeBriyn's fourth season, and made its first trip to the NCAA College World Series in just his 10th campaign.

That trip to Omaha in 1979 saw the Razorbacks finish as national runners-up to Cal State Fullerton.

In his final season as coach, DeBriyn guided Arkansas to an NCAA Super Regional after winning the Wichita Regional with a perfect 3-0 mark. The Razorbacks came within two runs of advancing to their fifth NCAA College World Series, losing the Super Regional two games to one to the host, Clemson.

A new chapter in Arkansas baseball history began in 2003 when former Razorback player and graduate assistant coach Dave Van Horn was named head coach after DeBriyn retired following the 2002 season. Since taking over at his alma mater, Van Horn has continued to grow the Razorback program with trips to the College World Series in 2004, 2009 and 2012, 10 straight NCAA Tournament berths and four Super Regional appearances.

Facilities have played an important role in the history of Razorback baseball. Upon DeBriyn's arrival, the Razorbacks were playing games at the run-down and disheveled Washington County Fairgrounds field barely fit for pasture land. By 1975, Arkansas had moved into George Cole Field, one of the few college ballparks in the country with an artificial playing surface. The park gave the program immediate

respectability and Arkansas would advance five times to NCAA postseason play and twice to the NCAA College World Series in its first decade in the park.

Lights were added in 1985 with the help of former standouts Kevin McReynolds, Johnny Ray and Tim Lollar, a move that again advanced the program to another level.

George Cole Field was the site of the Razorback baseball program's coming of age. The Razorbacks would go 567-142-2 at the facility for a winning percentage of .799. It was the site of the school's first league tournament championship, in 1985, and home to a parade of all-conference and All-America players. McReynolds, Ray, Lollar and Tom Pagnozzi - some of the first Razorbacks to make a significant impact in Major League Baseball - were just a few of many DeBriyn pupils who honed their skills at George Cole Field and went on to excel in the majors.

Arkansas baseball is not just about those who have been able to play the game for a living. The Razorbacks have produced 92 all-conference selections (all since 1976 when Bill Montgomery was named All-Southwest Conference), 37 All-America picks (Lollar was the first in 1978), 55 all-conference tournament selections, four conference titles (1989, 1990, 1999, 2004), one conference tournament championship and nine NCAA Regional Tournament championships. Since joining the SEC in 1992, Arkansas has already placed 33 players on All-SEC lists. Adding all these feats to the fact that Arkansas baseball has seen 42 of its stars go on to play in the major leagues, has dozens currently playing professional baseball and claims six major league first-round draft picks in McReynolds (1981), Jeff King (1986), David Walling (1999), Nick Schmidt (2007), Logan Forsythe (2008) and Zack Cox (2010).

Although he retired following the 2002 season, the magic continues with DeBriyn's subtle influence on the lives of Charlie Baum and Willard & Pat Walker families, key contributors to perhaps the crowning achievement of DeBriyn's tenure - Baum Stadium at George Cole Field. The 8,237-seat stadium, which can accommodate a crowd of 10,737, is unparalleled in the country in form and function and has moved the program to an even higher level of achievement.

Designed by the nationally acclaimed firm HOK, designers of such jewels as Oriole Park at Camden Yards, Coors Field and Progressive Field, Baum Stadium at George Cole Field played host to its first game on April 13, 1996, as a then-record crowd of 3,328 saw the Razorbacks defeat Auburn in a doubleheader sweep. Named the best college baseball facility in the nation by *Baseball America* in 1998, the stadium has ignited the interest of Razorback fans throughout the region and helped Arkansas lead the nation in tickets sold in 2007 with 8,069 per game and set a then-NCAA record in the process.

Many former Razorbacks have given something back to the program that helped propel them to the professional ranks, but none so much as the all-star catcher Pagnozzi. In addition to contributing the funds which made possible the Razorback clubhouse that bears his name, the annual Tom Pagnozzi Invitational Golf Tournament and surrounding events raise thousands of dollars each year for the Arkansas baseball program.

Memorable moments of Arkansas baseball vary with the observer. Arkansas' first NCAA postseason appearance in 1973 at Arlington Stadium in Arlington, Texas, will long be considered a watershed moment for DeBriyn's program. Though the Razorbacks lost two straight, it was a signal the program had arrived. Just six





ARKANSAS BASEBALL HISTORY

years later, the Razorbacks raced through the NCAA East Regional in Tallahassee, Fla., in four games to advance to the College World Series in Omaha, Neb., for the first time.

Three more wins in the then-true double elimination event put Arkansas in the championship game against Cal State Fullerton. Fullerton, playing with one loss, won the first championship game, 13-10, forcing a winner-take-all rematch. Fullerton won that one as well, 2-1, sending the disappointed Razorbacks home with the national runner-up trophy.

A third-place finish at the 1985 CWS also saw the Razorbacks go through Tallahassee and started a five-year stretch in which Arkansas advanced to Omaha three times, each time on an odd year. Fifth-place finishes in 1987 and 1989 were outstanding achievements for phenomenal teams.

Arkansas played host to its first Southwest Conference tournament in 1985, winning in three-straight games at George Cole Field with an opening win over Baylor and back-to-back victories over rival Texas. It was another example of facilities playing a role in the program's success - only the addition of lights that season enabled the school to snare the tournament host honor from traditional sites Texas and Texas A&M.

Memorable moments are hard to narrow to such a small space but would include some hard-to-forget home runs and pitching performances. Ralph Kraus ushered in the school's first home night game in classic style with a home run in the bottom of the ninth inning to defeat Texas before thousands in 1985. McReynolds will long be known for his towering shots both at George Cole Field and at the SWC Tournament at Texas A&M in 1980.

There have been 12 no-hitters in school history, the most recent by the combination of Nick Schmidt, Brian McLelland and Devin Collis in 2006. They blanked Oklahoma State to join former Razorbacks Rich Erwin (1976), David Rhodes (1977), Scott Glanz (1982), Tim Deitz (1983), Fred Faust (1984), Steve Parker (1986), Dennis Fletcher-Tim Sherrill-Tim Peters (1987), Brian Cook-Brian Dennison (1991), Todd Abbott (1994), Richie Nye (1996) and Scott Roehl (2001) as no-hit specialists. Steve Krueger recorded the Southwest Conference's lowest league ERA in 1979 and 1980.

Another Nye helped the Razorbacks make history again on the final day of the 1999 regular season. Rodney Nye homered in each of his first three trips to the plate to help the Razorbacks to a victory that gave UA its first SEC Western Division and overall titles.

Baum Stadium has already seen its share of memorable games in its short lifespan, such as Arkansas' 11-run rally to beat South Carolina 17-16 in 1998 and a 16-0 win over Eastern Illinois in which David Walling fanned 16 batters to help give Norm DeBriyn his 1,000th career victory.

In 1999, the Razorbacks took their home field advantage to a new level, going 14-1 in home SEC games and ending the season with 13-consecutive conference victories at the facility. The solid play in home league games helped the Razorbacks earn division and overall league titles and brought an NCAA regional to the UA campus for the first time in school history.

In 2004, Arkansas duplicated the feat again earning a share of the SEC crown and topping the SEC West. Picked last in the division to begin the season, Van Horn guided this gritty bunch of Razorbacks to their second league title since joining the SEC. For their efforts, Arkansas earned a coveted national seed in the NCAA Tournament draw and hosted its second regional in school history.

The Razorbacks hosted the largest attended NCAA regional as 38,773 fans packed Baum Stadium for the three-day event. Arkansas didn't disappoint, although it took a historic comeback to send the home crowd away happy. Down to its last out in an elimination game against Wichita State, Arkansas got a grand slam from junior catcher Brady Toops to complete an improbable 11-9 comeback win against Wichita State. Arkansas held off the Shockers, 4-3, in the regional final to secure the school's first-ever NCAA Super Regional.

The following weekend, Arkansas dominated No. 12 Florida State in a two-game sweep of the Seminoles televised nationally by ESPN. Razorback fans set a new NCAA record for super regional attendance at an on-campus venue drawing 9,338 on Friday and 10,027 on Saturday. With the 4-2 win on Saturday, Arkansas clinched its fifth College World Series berth.

Omaha did not prove as kind to the Razorbacks, as Arkansas dropped a pair of games to Texas and Arizona. Despite the quick exit, the improbable run of this underdog Razorback squad captured the imagination of UA fans everywhere laying the groundwork for even bigger and better things to come.

During the 2009 regular season, Arkansas earned its first-ever No. 1 ranking and defeated Arizona State in front of a then-Baum-record 11,014 fans in the facility's first matchup between top-ranked teams; the Sun Devils were also ranked No. 1 at the time.

In 2009, having swept through the Norman Regional and Tallahassee Super Regional, upsetting national seeds Oklahoma and Florida State, respectively, the Razorbacks earned their sixth trip to Omaha.

Arkansas split its first two games, besting Cal State Fullerton and then losing to LSU. The Razorbacks found themselves one out away from elimination against Virginia before Brett Eibner lifted a two-run shot to left field to tie the game. Arkansas went on to win the instant classic, 4-3, in 12 innings. The Razorbacks closed out the CWS with a tie for third place.

The Razorbacks advanced to the Super Regionals for the fourth time in school history in 2010. Arkansas was selected to host a regional for the fifth time in program history and took full advantage of playing at home, defeating Washington State, 7-2, in a winner-take-all regional final. The Razorbacks advanced to play top seed Arizona State in the Tempe Super Regional and gave the Sun Devils all they could handle over two thrilling 12-inning contests. Arizona State won game one, 7-6, before taking game two, 7-5, to eliminate Arkansas.


Arkansas won its fourth SEC Western Division title and continued its streak of NCAA Tournament appearances in 2011. The Razorbacks reached the championship game of the NCAA Tempe Regional before falling to Arizona State. Arkansas finished the season with a 40-22 record, marking the 17th 40-win season in program history and third-consecutive season of at least 40 wins for the Razorbacks.

The Razorbacks reached the College World Series for the third time under Van Horn in 2012 as Arkansas put together a memorable postseason run that saw them down old SWC rivals Rice and Baylor on their home fields. Arkansas opened its tournament run in Houston as it defeated Sam Houston State twice and downed eighth-ranked Rice in a 1-0 shutout.

The next week, Arkansas returned to the state of Texas and faced No. 4 national seed, Baylor. After dropping the opener of the super regional, Arkansas responded by winning the next two games to punch its ticket to Omaha. The decisive game of the Super Regional was a classic pitcher's duel. The game was scoreless until the top of the 10th inning when Arkansas broke through on Jake Wise's RBI single, scoring Brian Anderson. Randall Fant, Nolan Sanburn, Brandon Moore, Trent Daniel and Colby Suggs combined to shut down the high-powered Baylor offense and send Arkansas to Omaha.

In the College World Series, the Razorbacks opened by winning its first two games, defeating Kent State, 8-1, in the opener and then downing South Carolina, 2-1, to snap the Gamecocks' 22-game NCAA postseason win streak. Arkansas would finish tied for third in the CWS after South Carolina defeated the Razorbacks twice.

A rich history with legendary players, coaches and games make Arkansas baseball a unique and treasured program. With Baum Stadium as a backdrop for the Razorbacks' continued competition in the toughest league in the nation, Arkansas baseball promises to bring fans many more great moments for many years to come.



Former Razorbacks Ronn Reynolds, Kevin McReynolds, Tim Lollar and Johnny Ray with long-time Arkansas head coach Norm DeBriyn (middle).

1979 COLLEGE WORLD SERIES TEAM



Razorbacks Finish Second In First CWS Appearance



Record: 49-15

SWC Record: 19-5

SWC Finish: Second

SWC Tournament Finish: Second

College World Series Finish: Second

All-America Selections: Ronn Reynolds, C

CWS All-Tournament Team: Marc Brumble, OF

All-SWC Selections: Steve Krueger, LHP; Johnny Ray, 2B; Ronn Reynolds, C; Ed Wallace, 1B

All-SWC Tournament Selections: Marc Brumble, OF; John Hennell, 1B; Johnny Ray, 2B; Ronn Reynolds, C; Scott Tabor, P; Larry Wallace, SS

1979 Roster

Head Coach: Norm DeBriyn

Assistant Coaches: Doug Clark, Tom Hilton and Ban Ormsby

| Name | Pos. | Yr. | Hometown (Last School) |
|-------------------|--------|-----|--|
| Tim Alexander | RHP | So. | Ft. Smith, Ark. (Southside) |
| Jeff Ash | OF | Jr. | Shawnee Mission, Kan. (North) |
| Donald Atkins | INF/OF | Fr. | Little Rock, Ark. (Parkview) |
| Bill Bakewell | RHP | Sr. | Tulsa, Okla. (Hale) |
| Powell Bowers | 2B | Fr. | Mt. Pleasant, Texas (Mt. Pleasant) |
| Jeff Boyd | RHP | Jr. | Springfield, Mo. (Glendale) |
| Marc Brumble | OF | Sr. | Tulsa, Okla. (Hale) |
| Mark Bulgarelli | C | Sr. | Littleton, Colo. (Arapahoe) |
| Randal Carter | SS/3B | Jr. | Springfield, Mo. (Hillcrest) |
| Tim Clancy | C/1B | Jr. | Tulsa, Okla. (Bishop Kelley) |
| Steve Coker | 3B | So. | Fayetteville, Ark. (Fayetteville) |
| Chris Day | LHP | So. | Houston, Texas (Sharpstown) |
| Rich Erwin | RHP | Sr. | Littleton, Colo. (Littleton) |
| Kevin Grover | LHP | Fr. | Janesville, Wis. (Craig) |
| Bill Grubb | INF/OF | Jr. | Tulsa, Okla. (Hale) |
| Jeff Haun | INF | Fr. | Overland Park, Kan. (South) |
| John Hennell | 1B | Jr. | Ashland, Wis. (Ashland) |
| Stuart Huchingson | RHP | Fr. | West Memphis, Ark. (West Memphis) |
| Jeff Huddleston | RHP | So. | Texarkana, Texas (Liberty) |
| Albert Jiron | SS | Fr. | Lakewood, Colo. (Bear Creek) |
| Danny Johnson | RHP | Fr. | Pine Bluff, Ark. (Watson Chapel) |
| Rob Kauffman | 3B | Jr. | Tulsa, Okla. (Hale) |
| Mike Kreymborg | RHP | Fr. | Tulsa, Okla. (Bishop Kelley) |
| Dave King | OF | Jr. | Elkins, Ark. (Elkins) |
| Steve Krueger | LHP | Jr. | Topeka, Kan. (West) |
| Bruce Lahay | LHP | So. | St. Louis, Mo. (Oakville) |
| Mike Martin | OF | Sr. | Moore, Okla. (Moore) |
| Dale McDaniel | RHP | Jr. | Kansas City, Mo. (Hickman) |
| Pat McGurk | RHP | Jr. | Muskogee, Okla. (Muskogee) |
| Bob McHale | RHP | Jr. | Tobyhanna, Pa. (Pocono) |
| Kevin McReynolds | OF | Fr. | North Little Rock, Ark. (Sylvan Hills) |
| Kevin Radford | 2B | Jr. | Tulsa, Okla. (Memorial) |
| Johnny Ray | 2B | Sr. | Chouteau, Okla. (Chouteau) |
| Ronn Reynolds | C | Jr. | Wichita, Kan. (Southeast) |
| Rickey Riddle | OF | Jr. | Hot Springs, Ark. (Hot Springs) |
| Billy Schock | RHP | Fr. | Deer Park, Texas (Deer Park) |
| John Stanley | LHP | Jr. | Little Rock, Ark. (Hall) |
| Scott Tabor | RHP | Fr. | Little Rock, Ark. (McClellan) |
| Ed Wallace | LHP | Sr. | Florissant, Mo. (McClure) |
| Larry Wallace | 2B/SS | Sr. | Pine Bluff, Ark. (Pine Bluff) |
| Manual Warrior | RHP | Sr. | Sapulpa, Okla. (Kellyville) |
| Ron Waymire | RHP | Jr. | Tulsa, Okla. (Cascia Hall) |
| Andy White | RHP | So. | Newport, Ark. (Newport) |
| Luis Zambrana | OF | So. | Carolina, Puerto Rico |



1979 Results

| Date | Result | Opponent | Location |
|--------|--------------|----------------------|------------------------|
| 2/23 | W, 7-1 | William Jewell | Fayetteville |
| 2/23 | W, 13-2 | William Jewell | Fayetteville |
| 2/27 | W, 5-0 | Missouri Southern | Fayetteville |
| 2/27 | W, 3-2 | Missouri Southern | Fayetteville |
| 3/2 | W, 2-0 | Texas* | Fayetteville |
| 3/3 | L, 2-3 | Texas* | Fayetteville |
| 3/3 | L, 0-1 | Texas* | Fayetteville |
| 3/4 | L, 2-3 | Southern Illinois | Fayetteville |
| 3/4 | L, 5-18 | Southern Illinois | Fayetteville |
| 3/5 | W, 5-0 | Southwest Baptist | Fayetteville |
| 3/5 | W, 9-2 | Southwest Baptist | Fayetteville |
| 3/6 | W, 4-1 | Tulsa | Fayetteville |
| 3/6 | W, 8-1 | Tulsa | Fayetteville |
| 3/9 | W, 6-3 | Rice* | Houston, Texas |
| 3/10 | W, 7-2 | Rice* | Houston, Texas |
| 3/10 | W, 12-3 | Rice* | Houston, Texas |
| 3/16 | W, 12-1 | Baylor* | Fayetteville |
| 3/17 | W, 5-1 | Baylor* | Fayetteville |
| 3/17 | L, 0-4 | Baylor* | Fayetteville |
| 3/19 | W, 13-0 | Missouri Western | Fayetteville |
| 3/19 | W, 7-6 (11) | Missouri Western | Fayetteville |
| 3/23 | W, 7-1 | TCU* | Fort Worth, Texas |
| 3/24 | W, 10-1 | TCU* | Fort Worth, Texas |
| 3/24 | W, 9-4 | TCU* | Fort Worth, Texas |
| 3/26 | W, 6-2 | Eastern Michigan | Fayetteville |
| 3/26 | W, 1-0 | Eastern Michigan | Fayetteville |
| 3/27 | W, 7-4 | Iowa | Fayetteville |
| 3/27 | W, 6-0 | Eastern Michigan | Fayetteville |
| 3/30 | W, 3-1 | SMU* | Fayetteville |
| 3/31 | W, 3-1 | SMU* | Fayetteville |
| 3/31 | W, 9-2 | SMU* | Fayetteville |
| 4/3 | W, 5-1 | SMS | Fayetteville |
| 4/3 | W, 4-3 | SMS | Fayetteville |
| 4/6 | L, 8-9 | Texas Tech* | Lubbock, Texas |
| 4/7 | W, 6-2 | Texas Tech* | Lubbock, Texas |
| 4/7 | W, 12-9 | Texas Tech* | Lubbock, Texas |
| 4/13 | W, 4-0 | South Dakota | Fayetteville |
| 4/13 | W, 7-0 | South Dakota | Fayetteville |
| 4/14 | W, 7-1 | South Dakota | Fayetteville |
| 4/14 | W, 8-1 | South Dakota | Fayetteville |
| 4/17 | L, 2-5 | Oral Roberts | Tulsa, Okla. |
| 4/20 | W, 5-3 | Houston* | Fayetteville |
| 4/21 | W, 3-0 | Houston* | Fayetteville |
| 4/21 | W, 11-10 (8) | Houston* | Fayetteville |
| 4/27 | L, 0-6 | Texas A&M* | College Station, Texas |
| 4/28 | W, 2-0 (11) | Texas A&M* | College Station, Texas |
| 4/28 | W, 9-1 | Texas A&M* | College Station, Texas |
| L, 8-9 | | Missouri Southern | Joplin, Mo. |
| W, 6-5 | | Missouri Southern | Joplin, Mo. |
| L, 6-7 | | Wichita State | Wichita, Kan. |
| L, 4-5 | | Wichita State | Wichita, Kan. |
| 5/12 | W, 6-1 | Baylor! | Austin, Texas |
| 5/13 | L, 2-6 | Texas! | Austin, Texas |
| 5/14 | W, 6-2 | Texas A&M! | Austin, Texas |
| 5/14 | L, 6-12 | Texas! | Austin, Texas |
| 5/25 | W, 12-11 | George Washington + | Tallahassee, Fla. |
| 5/26 | W, 9-1 | Florida + | Tallahassee, Fla. |
| 5/26 | W, 8-6 | Delaware + | Tallahassee, Fla. |
| 5/27 | W, 4-3 | Delaware + | Tallahassee, Fla. |
| 6/1 | W, 5-4 | Pepperdine# | Omaha, Neb. |
| 6/3 | W, 10-3 | Arizona# | Omaha, Neb. |
| 6/5 | W, 9-4 | Texas# | Omaha, Neb. |
| 6/6 | L, 10-13 | Cal State Fullerton# | Omaha, Neb. |
| 6/8 | L, 1-2 | Cal State Fullerton# | Omaha, Neb. |


* - SWC Game; ! - SWC Tournament; + - NCAA East Regional;

- College World Series



1985 COLLEGE WORLD SERIES TEAM

Razorbacks Win 51 Games and Finish Third at the CWS



Record: 51-15

SWC Record: 13-7

SWC Finish: Third

SWC Tournament Finish: First

College World Series Finish: Third

All-America Selections: Mike Loggins, OF

CWS All-Tournament Team: Jeff King, 3B; Ralph Kraus, OF

All-SWC Selections: Tim Deitz, P; Fred Farwell, P; Jeff King, 3B; Mike Loggins, OF; Norm Roberts, OF

All-SWC Tournament Selections: Tim Deitz, P; Fred Farwell, P; Jeff King, 3B; Mike Loggins, OF; Dave Patterson, 1B (MVP); Norm Roberts, OF; Doyle Wilson, C

1985 Roster

Head Coach: Norm DeBryen

Assistant Coaches: Doug Clark, Dave Jorn, Rex Dickerson (GA), Rude Garcia (GA), Dave Van Horn (GA)

| Name | Pos. | Yr. | Hometown (Last School) |
|--------------------|-------|-----|---|
| Joe Blair | 2B | Fr. | Orlando, Fla. (Bishop) |
| Kevin Campbell | RHP | So. | Des Arc, Ark. (Des Arc) |
| Dera Clark | RHP | So. | Artesia, N.M. (Artesia) |
| Steve Clements | OF | Sr. | Vancouver, British Columbia (S. Idaho JC) |
| Jay Cleveland | RHP | So. | Amarillo, Texas (UTEP) |
| Tim Deitz | RHP | Jr. | Tulsa, Okla. (Hale) |
| Joe DiLeo | INF | Fr. | Scranton, Pa. (Central) |
| Bobby Joe Edmonds | OF | So. | St. Louis, Mo. (Luthern North) |
| Fred Farwell | LHP | Jr. | Nashua, N.H. (Crowder JC) |
| Fred Faust | RHP | Jr. | Fayetteville, Ark. (Fayetteville) |
| David Ferrell | 2B | Jr. | West Fork, Ark. (Northark JC) |
| Chris Flake | OF | Fr. | North Little Rock, Ark. (Northeast) |
| Rob Gee | LHP | Jr. | North Little Rock, Ark. (Westark JC) |
| Ray Harris | LHP | Fr. | Jacksonville, Ark. (Jacksonville) |
| Jim Hartman | OF | Fr. | Bedford, Texas (Trinity) |
| Keith Helton | LHP | So. | North Little Rock, Ark. (Ole Main) |
| Howard Hilton | RHP | Sr. | Oxnard, Calif. (Oxnard JC) |
| Rick Huntze | RHP | Sr. | Tulsa, Okla. (Bacone JC) |
| Mark Jackson | OF | Jr. | North Little Rock, Ark. (Northeast) |
| Joe Jakoncuk | 1B | Fr. | Cabot, Ark. (Cabot) |
| Kevin Kee | RHP | Fr. | Wichita Falls, Texas (Hirsch) |
| Keith Kerns | 2B | Jr. | Salina, Okla. (Bacone JC) |
| Jeff King | 3B | So. | Colorado Springs, Colo. (Rampart) |
| Ralph Kraus | 1B/OF | Jr. | Plano, Texas (Plano) |
| Jim Kremers | INF | Fr. | North Little Rock, Ark. (Catholic) |
| Mike Loggins | OF | Jr. | Crossett, Ark. (Crossett) |
| Chris Lusker | C | Jr. | Pittsburg, Kan. (Labette JC) |
| Ron Meilleur | RHP | Fr. | Winnipeg, Canada (Winnipeg) |
| Gary Murphy | RHP | Jr. | Hazleton, Pa. (Luzerne JC) |
| Greg Murtha | C | Fr. | Little Rock, Ark. (Westark JC) |
| David Patterson | INF | Jr. | Ventura, Calif. (Ventura JC) |
| Tony Peters | C | Jr. | Nicholson, Pa. (Lackawanna) |
| Pat Rice | RHP | Jr. | Colorado Springs, Colo. (Academy) |
| Derrick Richardson | INF | Sr. | Fort Smith, Ark. (Northside) |
| Norm Roberts | OF | Sr. | Texarkana, Texas (Texas) |
| Ellis Roby | SS | Jr. | North Little Rock, Ark. (Ole Main) |
| Doyle Wilson | C | Jr. | Chandler, Ariz. (Mesa JC) |

1985 Results

| Date | Result | Opponent | Location |
|------|----------|--------------------------|------------------------|
| 2/9 | L, 2-5 | Miami (Fla.) | Coral Gables, Fla. |
| 2/9 | L, 1-2 | Miami (Fla.) | Coral Gables, Fla. |
| 2/10 | L, 0-4 | Miami (Fla.) | Coral Gables, Fla. |
| 2/16 | W, 4-0 | Oklahoma City | Fayetteville |
| 2/16 | W, 20-13 | Oklahoma City | Fayetteville |
| 2/17 | W, 5-2 | Oklahoma City | Fayetteville |
| 2/22 | W, 5-1 | Kansas State | Fayetteville |
| 2/25 | W, 12-1 | Missouri Southern | Fayetteville |
| 2/25 | W, 8-3 | Missouri Southern | Fayetteville |
| 3/1 | W, 15-4 | Lubbock Christian | Fayetteville |
| 3/2 | W, 15-1 | Lubbock Christian | Fayetteville |
| 3/2 | W, 4-1 | Lubbock Christian | Fayetteville |
| 3/3 | W, 11-3 | Northwest Missouri State | Fayetteville |
| 3/4 | W, 18-8 | Northeast Missouri State | Fayetteville |
| 3/5 | W, 15-6 | Southeast Oklahoma State | Fayetteville |
| 3/8 | W, 9-7 | Indiana State | Fayetteville |
| 3/9 | W, 7-2 | Indiana State | Fayetteville |
| 3/9 | W, 3-1 | Indiana State | Fayetteville |
| 3/17 | W, 8-4 | Rice* | Houston, Texas |
| 3/17 | L, 2-13 | Rice* | Houston, Texas |
| 3/18 | W, 10-0 | Missouri Western | Fayetteville |
| 3/18 | W, 4-0 | Missouri Western | Fayetteville |
| 3/19 | W, 4-3 | School of the Ozarks | Fayetteville |
| 3/19 | W, 6-0 | School of the Ozarks | Fayetteville |
| 3/22 | W, 5-4 | Texas* | Fayetteville |
| 3/23 | W, 2-1 | Texas* | Fayetteville |
| 3/23 | L, 3-13 | Texas* | Fayetteville |
| 3/26 | L, 1-3 | Oklahoma State | Stillwater, Okla. |
| 3/29 | L, 2-6 | Texas A&M* | College Station, Texas |
| 3/31 | W, 6-4 | Texas A&M* | College Station, Texas |
| 3/31 | W, 15-4 | Texas A&M* | College Station, Texas |
| 4/2 | L, 6-14 | Oklahoma State | Fayetteville |
| 4/5 | W, 16-12 | Houston* | Fayetteville |
| 4/6 | W, 5-4 | Houston* | Fayetteville |
| 4/6 | L, 9-10 | Houston* | Fayetteville |
| 4/12 | W, 14-4 | Texas Tech* | Lubbock, Texas |
| 4/13 | W, 14-11 | Texas Tech* | Lubbock, Texas |
| 4/13 | W, 22-5 | Texas Tech* | Lubbock, Texas |
| 4/16 | W, 6-5 | SMS | Fayetteville |
| 4/19 | W, 19-7 | TCU* | Fort Worth, Texas |
| 4/20 | L, 3-4 | TCU* | Fort Worth, Texas |
| 4/20 | W, 12-6 | TCU* | Fort Worth, Texas |
| 4/26 | L, 6-7 | Baylor* | Fayetteville |
| 4/27 | W, 5-4 | Baylor* | Fayetteville |
| 4/27 | L, 8-11 | Baylor* | Fayetteville |
| 4/30 | L, 2-16 | Mississippi State | Greenville, Miss. |
| 5/1 | W, 13-1 | Mississippi State | Little Rock, Ark. |
| 5/3 | W, 10-4 | Kansas | Fayetteville |
| 5/4 | W, 6-5 | Kansas | Fayetteville |
| 5/4 | W, 6-2 | Kansas | Fayetteville |
| 5/6 | W, 14-4 | Oklahoma Christian | Fayetteville |
| 5/9 | W, 6-4 | Oral Roberts | Fayetteville |
| 5/10 | W, 5-1 | Oral Roberts | Fayetteville |
| 5/11 | W, 9-5 | Oral Roberts | Tulsa, Okla. |
| 5/15 | W, 11-2 | Louisiana-Lafayette! | Fayetteville |
| 5/17 | W, 6-4 | Baylor! | Fayetteville |
| 5/18 | W, 9-5 | Texas! | Fayetteville |
| 5/19 | W, 10-6 | Texas! | Fayetteville |
| 5/23 | W, 20-13 | Eastern Kentucky + | Tallahassee, Fla. |
| 5/24 | W, 13-9 | George Mason + | Tallahassee, Fla. |
| 5/25 | W, 7-6 | Florida State + | Tallahassee, Fla. |
| 5/26 | W, 7-5 | Georgia Tech + | Tallahassee, Fla. |
| 5/31 | W, 1-0 | South Carolina# | Omaha, Neb. |
| 6/3 | L, 4-5 | Mississippi State# | Omaha, Neb. |
| 6/6 | W, 10-4 | Stanford# | Omaha, Neb. |
| 6/8 | L, 7-8 | Texas# | Omaha, Neb. |


* - SWC Game; ! - SWC Tournament; + - NCAA South II Regional;

- College World Series

1987 COLLEGE WORLD SERIES TEAM



Razorbacks Make Third Appearance in CWS and Finish Fifth



Record: 51-16

SWC Record: 17-4

SWC Finish: Second

SWC Tournament Finish: Second

College World Series Finish: Fifth

All-America Selections: Andy Skeels, C

CWS All-Tournament Team: None

All-SWC Selections: Bobby Edwards, P; Tim Peters, P; Andy Skeels, C

All-SWC Tournament Selections: Andy Skeels, C

1987 Roster

Head Coach: Norm DeBriyn

Assistant Coaches: Doug Clark, Dave Jorn, Dave Van Horn (GA), Jerry Pufall (GA)

| Name | Pos. | Yr. | Hometown (Last School) |
|-------------------|--------|-----|--|
| Jim Anderson | C/OF | Fr. | St. Louis, Mo. (Lindbergh) |
| Bob Bailey | INF | Fr. | Newport, Ark. (Newport) |
| Randy Bobb | 1B | Jr. | Broken Arrow, Okla. (Broken Arrow) |
| Jim Calhoon | INF | Fr. | Jacksonville, Ark. (Jacksonville) |
| Dan Campbell | OF | Jr. | Palos Verdes, Calif. (L.A. Harbor JC) |
| Kyle Caple | C | Fr. | Plano, Texas (Plano) |
| Bubba Carpenter | OF/LHP | Fr. | Winslow, Ark. (West Fork) |
| John Cebuhar | LHP | Jr. | Tulsa, Okla. (East Oklahoma JC) |
| Jay Cleveland | RHP | Sr. | Amarillo, Texas (UTEP) |
| Stan Click | OF | Jr. | Crossett, Ark. (Garden City JC) |
| Greg D'Alexander | 3B | Fr. | Allen Park, Mich. (Cabrini) |
| Bob Edwards | RHP | Jr. | Salt Lake City, Utah (Coll. of S. Idaho) |
| Troy Eklund | 1B/OF | So. | Kansas City, Mo. (Parkhill) |
| Dennis Fletcher | RHP | So. | Farmington, Ark. (Farmington) |
| Shawn Gore | 1B/OF | Fr. | West Fork, Ark. (Farmington) |
| Bill Gunger | OF | So. | Aubun, N.Y. (Quinnipiac College) |
| Ray Harris | LHP | Jr. | Jacksonville, Ark. (Jacksonville) |
| Keith Helton | LHP | Sr. | North Little Rock, Ark. (Ole Main) |
| Mickey House | OF | So. | DeKalb, Texas (Texarkana JC) |
| Greg King | INF | Fr. | Lenexa, Kan. (Shawnee Mission South) |
| Jim Kremers | C/OF | Jr. | North Little Rock, Ark. (Catholic) |
| Allen Lester | LHP | Fr. | Fort Smith, Ark. (Southside) |
| Rod Moore | OF | Sr. | Oklahoma City, Okla. (Seminole JC) |
| Mike Oquist | RHP | Fr. | LaJunta, Colo. (Lajunta) |
| Tim Peters | RHP | Sr. | Portland, Ore. (Coll. of S. Idaho) |
| Tony Peters | C | Sr. | Nicholson, Pa. (Lackawana JC) |
| Jim Phillips | 1B | Jr. | Texarkana, Texas (Seminole JC) |
| Scott Pose | INF | So. | West Des Moines, Iowa (Iowa West CC) |
| Ken Reese | INF | Jr. | Texarkana, Texas (Panola JC) |
| Tim Sherrill | LHP | Sr. | Harrison, Ark. (North Arkansas CC) |
| Britt Shoptaw | RHP | Fr. | Little Rock, Ark. (McClellan) |
| Mike Sisco | SS | Sr. | Des Peres, Mo. (Merramec JC) |
| Andy Skeels | C/OF | Sr. | Thousand Oaks, Calif. (Oxnard JC) |
| Don Thomas | 3B/OF | So. | Pine Bluff, Ark. (Dollaway) |
| Kendall Trainor | OF | So. | Fredonia, Kan. (Fredonia) |
| Spencer Wilkinson | RHP | Jr. | Muskogee, Okla. (Connors State CC) |
| Kelly Zane | INF | Jr. | Wichita, Kan. (Butler County CC) |



1987 Results

| Date | Result | Opponent | Location |
|------|---------------|--------------------------|------------------------|
| 2/14 | W, 3-1 | Memphis | Memphis, Tenn. |
| 2/14 | T, 2-2 | Memphis | Memphis, Tenn. |
| 2/21 | W, 21-5 | Memphis | Fayetteville |
| 2/22 | W, 14-7 | Memphis | Fayetteville |
| 2/23 | W, 4-3 | Missouri Southern | Fayetteville |
| 2/23 | W, 13-10 | Missouri Southern | Fayetteville |
| 2/25 | L, 4-6 | Hawaii Pacific | Honolulu, Hawaii |
| 2/26 | W, 10-7 | Hawaii Pacific | Honolulu, Hawaii |
| 2/27 | L, 4-8 | Hawaii | Honolulu, Hawaii |
| 2/28 | L, 5-6 (10) | Hawaii | Honolulu, Hawaii |
| 3/1 | W, 9-7 (10) | Hawaii | Honolulu, Hawaii |
| 3/2 | W, 7-4 | Hawaii | Honolulu, Hawaii |
| 3/6 | L, 3-4 | Kansas State | Fayetteville |
| 3/7 | W, 12-7 | Kansas State | Fayetteville |
| 3/8 | W, 13-4 | North Texas | Fayetteville |
| 3/9 | W, 13-3 | Lubbock Christian | Fayetteville |
| 3/10 | W, 20-10 | St. Louis | Fayetteville |
| 3/11 | W, 9-0 | St. Louis | Fayetteville |
| 3/11 | W, 15-5 | St. Louis | Fayetteville |
| 3/13 | W, 10-3 | Northern Iowa | Fayetteville |
| 3/14 | W, 8-3 | Western Kentucky | Fayetteville |
| 3/15 | W, 5-2 | Western Kentucky | Fayetteville |
| 3/15 | L, 5-11 | Washington State | Fayetteville |
| 3/20 | W, 17-10 | Texas A&M* | College Station, Texas |
| 3/21 | W, 8-2 | Texas A&M* | College Station, Texas |
| 3/21 | W, 7-3 | Texas A&M* | College Station, Texas |
| 3/25 | L, 1-8 | Oklahoma State | Stillwater, Okla. |
| 3/27 | L, 3-4 | Houston* | Fayetteville |
| 3/28 | W, 10-3 | Houston* | Fayetteville |
| 3/28 | W, 12-6 | Houston* | Fayetteville |
| 3/31 | W, 11-2 | Missouri-St. Louis | Fayetteville |
| 3/31 | W, 14-2 | Missouri-St. Louis | Fayetteville |
| 4/3 | W, 2-0 | Texas Tech* | Lubbock, Texas |
| 4/4 | W, 8-6 | Texas Tech* | Lubbock, Texas |
| 4/4 | W, 9-0 | Texas Tech* | Lubbock, Texas |
| 4/7 | W, 16-2 | Evangel | Fayetteville |
| 4/10 | W, 9-7 | TCU* | Fort Worth, Texas |
| 4/11 | L, 6-7 | TCU* | Fort Worth, Texas |
| 4/11 | W, 13-7 | TCU* | Fort Worth, Texas |
| 4/15 | W, 12-11 | Oklahoma | Fayetteville |
| 4/17 | W, 5-3 | Baylor* | Fayetteville |
| 4/18 | W, 8-0 | Baylor* | Fayetteville |
| 4/18 | W, 6-5 | Baylor* | Fayetteville |
| 4/20 | W, 12-1 | School of the Ozarks | Fayetteville |
| 4/21 | W, 9-8 | Oklahoma State | Fayetteville |
| 4/24 | W, 4-3 | Rice* | Houston, Texas |
| 4/25 | W, 5-1 | Rice* | Houston, Texas |
| 4/25 | W, 3-0 | Rice* | Houston, Texas |
| 4/28 | W, 14-10 | Southeast Oklahoma State | Fayetteville |
| 4/29 | W, 20-5 | Missouri Southern | Fayetteville |
| 5/1 | L, 5-9 | Texas* | Fayetteville |
| 5/2 | W, 9-3 | Texas* | Fayetteville |
| 5/2 | L, 1-4 | Texas* | Fayetteville |
| 5/7 | W, 14-4 | Oral Roberts | Fayetteville |
| 5/8 | W, 17-5 | Oral Roberts | Fayetteville |
| 5/10 | L, 2-10 | Oral Roberts | Tulsa, Okla. |
| 5/10 | L, 11-12 (10) | Missouri | Columbia, Mo. |
| 5/15 | W, 4-3 | Texas A&M! | Austin, Texas |
| 5/17 | L, 10-3 | Texas! | Austin, Texas |
| 5/17 | W, 14-9 | Houston! | Austin, Texas |
| 5/18 | L, 2-3 | Texas! | Austin, Texas |
| 5/22 | W, 10-7 | Middle Tennessee + | Huntsville, Ala. |
| 5/22 | W, 7-2 | West Virginia + | Huntsville, Ala. |
| 5/23 | W, 6-5 (10) | Clemson + | Huntsville, Ala. |
| 5/24 | W, 4-2 | Clemson + | Huntsville, Ala. |
| 5/30 | L, 6-13 | Texas# | Omaha, Neb. |
| 5/31 | W, 5-4 | Georgia# | Omaha, Neb. |
| 6/3 | L, 2-5 | LSU# | Omaha, Neb. |

* - SWC Game; ! - SWC Tournament; + - NCAA South I Regional;

- College World Series



1989 COLLEGE WORLD SERIES TEAM

Razorbacks Make Third CWS Appearance in Five Years and Fourth Overall



Record: 51-16

SWC Record: 17-4

SWC Finish: Tied First

SWC Tournament Finish: Second

College World Series Finish: Fifth

All-America Selections: Troy Eklund, OF

CWS All-Tournament Team: None

All-SWC Selections: Bubba Carpenter, 1B/OF; Greg D'Alexander, 3B; Troy Eklund, OF; Mike Oquist, P; Scott Pose, OF; Phillip Stidham, P; Mark Swope, P

All-SWC Tournament Selections: None

1989 Roster

Head Coach: Norm DeBriyn

Assistant Coaches: Doug Clark, John Luedtke, Abraham Flores (GA), Rod Moore (GA), Shannon Rhea (GA)

| Name | Pos. | Yr. | Hometown (Last School) |
|------------------|--------|-----|--|
| Bill Abbottt | RHP | Jr. | Springfield, Mo. (Labette CC) |
| Doug Bennett | RHP | Fr. | Springfield, Mo. (Hillcrest) |
| Brent Birch | LHP | Fr. | North Little Rock, Ark. (Northeast) |
| Greg Boyd | C | Jr. | Paragould, Ark. (Three Rivers JC) |
| Chris Bryan | LHP | So. | Pine Bluff, Ark. (Pine Bluff) |
| Jim Calhoun | INF | Jr. | Jacksonville, Ark. (Jacksonville) |
| Bubba Carpenter | INF/OF | So. | Brentwood, Ark. (West Fork) |
| Jay Carpenter | INF/OF | Jr. | Brentwood, Ark. (Arkansas Tech) |
| Brian Cook | RHP | Fr. | Tulsa, Okla. (Memorial) |
| Greg D'Alexander | 3B | Jr. | Allen Park, Mich. (Cabrini) |
| Charles Downey | SS | Fr. | League City, Texas (Dickinson) |
| Troy Eklund | OF | Sr. | Kansas City, Kan. (Park Hill) |
| Scott Epps | SS | Fr. | Jenks, Okla. (Jenks) |
| Haden Etheridge | OF | So. | North Little Rock, Ark. (Northeast) |
| Dennis Fletcher | RHP | Sr. | Farmington, Ark. (Farmington) |
| Tony Gilmore | C | Jr. | Tulsa, Okla. (Eastern Oklahoma JC) |
| Juju Harshaw | C/OF | Fr. | North Little Rock, Ark. (Northeast) |
| Glen Ray Hines | 1B/3B | So. | Houston, Texas (Rice) |
| Todd Hobson | OF | Fr. | Indianapolis, Ind. (Lawrence North) |
| Dan Hreha | INF | Fr. | Brooklyn Center, Minn. (Park Center) |
| Cole Hyson | RHP | Jr. | Durango, Colo. (Eastern Utah) |
| Brett Kemohah | C/OF | Fr. | Vinita, Okla. (Vinita) |
| Greyson Liles | 1B/OF | Fr. | Houston, Texas (Bellair) |
| Ron Moore | OF | So. | Oklahoma City, Okla. (Murray State JC) |
| Mike Oquist | RHP | Jr. | LaJunta, Colo. (LaJunta) |
| Scott Osmon | RHP | Sr. | Mountain Home, Ark. (North Ark CC) |
| Kirk Piskor | C | Fr. | Plano, Texas (Plano East) |
| Scott Pose | OF | Sr. | West Des Moines, Iowa (Iowa West JC) |
| Peter Raether | RHP | Fr. | Edina, Minn. (Edina) |
| Phillip Stidham | RHP | Fr. | Tulsa, Okla. (Nathan Hale) |
| Rod Stillwell | SS | Sr. | Thousand Oaks, Calif. (Moorpark JC) |
| Mark Swope | RHP | So. | Spring Hill, Kan. (Spring Hill) |
| Jim Tejcek | RHP | Jr. | San Diego, Calif. (Southern Idaho) |
| Don Thomas | OF | Sr. | Pine Bluff, Ark. (Dollarway) |
| Tim Thomas | 2B | So. | St. Paul, Minn. (Iowa Western JC) |



1989 Results

| Date | Result | Opponent | Location |
|------|--------------|----------------------------|------------------------|
| 2/19 | W, 5-1 | Wichita State | Fayetteville |
| 2/24 | W, 6-2 | Missouri Southern | Fayetteville |
| 2/25 | W, 3-2 | Kansas | Fayetteville |
| 2/25 | W, 7-0 | Kansas | Fayetteville |
| 2/26 | W, 18-4 | Kansas | Fayetteville |
| 2/28 | W, 8-4 | Kentucky | Lakeland, Fla. |
| 3/1 | W, 2-1 | Penn State | Lakeland, Fla. |
| 3/1 | L, 2-6 | Kentucky | Lakeland, Fla. |
| 3/2 | L, 2-6 | Western Michigan | Lakeland, Fla. |
| 3/3 | W, 8-2 | Eckerd | Lakeland, Fla. |
| 3/4 | W, 15-0 | Western Michigan | Lakeland, Fla. |
| 3/10 | W, 1-0 | Iowa State | Fayetteville |
| 3/11 | W, 9-4 | Iowa State | Fayetteville |
| 3/12 | W, 4-1 | Nebraska | Fayetteville |
| 3/13 | W, 9-1 | Stephen F. Austin | Fayetteville |
| 3/14 | W, 13-4 | Wisconsin-Osh Kosh | Fayetteville |
| 3/15 | W, 9-4 | Wisconsin-Osh Kosh | Fayetteville |
| 3/17 | W, 3-2 | Northwestern State | Shreveport, La. |
| 3/18 | L, 2-10 | Oklahoma State | Shreveport, La. |
| 3/19 | L, 4-8 | Louisiana-Lafayette | Shreveport, La. |
| 3/20 | W, 14-4 | Northern Iowa | Fayetteville |
| 3/21 | W, 12-1 | Southwest Baptist | Fayetteville |
| 3/22 | W, 14-5 | School of the Ozarks | Fayetteville |
| 3/22 | W, 10-0 | School of the Ozarks | Fayetteville |
| 3/24 | W, 10-1 | Houston* | Fayetteville |
| 3/25 | W, 3-0 | Houston* | Fayetteville |
| 3/25 | W, 8-3 | Houston* | Fayetteville |
| 3/27 | W, 11-3 | St. Olaf | Fayetteville |
| 3/31 | W, 12-0 | Texas Tech* | Lubbock, Texas |
| 4/1 | W, 3-2 | Texas Tech* | Lubbock, Texas |
| 4/1 | W, 6-5 | Texas Tech* | Lubbock, Texas |
| 4/4 | W, 10-4 | Oklahoma State | Stillwater, Okla. |
| 4/5 | W, 6-4 | Evangel | Fayetteville |
| 4/7 | W, 5-4 | TCU* | Fort Worth, Texas |
| 4/8 | W, 8-6 | TCU* | Fort Worth, Texas |
| 4/8 | W, 11-3 | TCU* | Fort Worth, Texas |
| 4/9 | W, 11-1 | Southeastern (Okla.) State | Fayetteville |
| 4/10 | L, 8-10 | Dallas Baptist | Fayetteville |
| 4/11 | W, 7-4 | Missouri | Columbia, Mo. |
| 4/14 | W, 8-4 | Baylor* | Fayetteville |
| 4/15 | W, 9-1 | Baylor* | Fayetteville |
| 4/15 | W, 10-3 | Baylor* | Fayetteville |
| 4/19 | W, 9-8 | Northeastern (Okla.) State | Fayetteville |
| 4/21 | W, 10-2 | Rice* | Houston, Texas |
| 4/22 | L, 1-3 | Rice* | Houston, Texas |
| 4/22 | W, 8-4 | Rice* | Houston, Texas |
| 4/26 | L, 2-3 | Oklahoma | Fayetteville |
| 4/28 | L, 4-5 | Texas* | Fayetteville |
| 4/29 | W, 8-4 | Texas* | Fayetteville |
| 4/29 | W, 14-7 | Texas* | Fayetteville |
| 4/30 | W, 9-4 | Kansas State | Fayetteville |
| 5/1 | L, 2-7 | Kansas State | Fayetteville |
| 5/5 | W, 11-9 (16) | Texas A&M* | College Station, Texas |
| 5/6 | L, 2-3 | Texas A&M* | College Station, Texas |
| 5/7 | L, 0-9 | Texas A&M* | College Station, Texas |
| 5/10 | W, 10-6 | Oklahoma State | Fayetteville |
| 5/18 | L, 3-8 | Texas! | College Station, Texas |
| 5/19 | W, 5-4 | Houston! | College Station, Texas |
| 5/20 | L, 1-9 | Texas! | College Station, Texas |
| 5/25 | L, 5-7 | Le Moyne+ | Waterbury, Conn. |
| 5/26 | W, 8-2 | George Washington+ | Waterbury, Conn. |
| 5/28 | W, 9-2 | Illinois+ | Waterbury, Conn. |
| 5/29 | W, 1-0 | Arizona State+ | Waterbury, Conn. |
| 5/29 | W, 6-5 | Le Moyne+ | Waterbury, Conn. |
| 6/2 | L, 1-3 | Wichita State# | Omaha, Neb. |
| 6/4 | W, 7-3 | North Carolina# | Omaha, Neb. |
| 6/6 | L, 8-4 | Wichita State# | Omaha, Neb. |


* - SWC Game; ! - SWC Tournament; + - NCAA Midwest Regional;

- College World Series

2004 COLLEGE WORLD SERIES TEAM



Arkansas Returns to the CWS Under Dave Van Horn



Record: 45-24

SEC Record: 19-11

SEC Finish: First

SEC Tournament Finish: Third

College World Series Finish: Seventh

All-America Selections: None

CWS All-Tournament Selections: None

All-SEC Selections: Scott Hode, SS

All-SEC Tournament Selections: Jake Dugger, OF

2004 Roster

Head Coach: Dave Van Horn

Assistant Coaches: Matt Deggs, Dave Jorin, Tom Pagnozzi

| Name | Pos. | Yr. | Hometown (Last School) |
|-------------------|---------|-----|---|
| Charley Boyce | RHP | So. | Broken Arrow, Okla. (Tulsa Union) |
| Clint Brannon | LHP | Jr. | Bradford, Ark. (Bradford) |
| Scott Bridges | INF/OF | Jr. | White Hall, Ark. (White Hall) |
| Robby Daniel | RHP | Fr. | Poyen, Ark. (Poyen) |
| Devin Day | INF | Jr. | Gilbert, Ariz. (Gilbert) |
| Jason Deere | C/OF | So. | Conway, Ark. (Conway) |
| Jake Dugger | OF | Fr. | Omaha, Neb. (Millard West) |
| James Gilbert | LHP | Fr. | Katy, Texas (James E. Taylor) |
| Boyd Goodner | RHP | Sr. | Benton, Ark. (Benton) |
| Clay Goodwin | 1B/3B | Jr. | Benton, Ark. (Benton) |
| Brett Hagedorn | INF | Sr. | Fort Smith, Ark. (Southside) |
| Caton Hall | RHP | Sr. | McCrory, Ark. (McCrory) |
| Danny Hamblin | 3B/1B | Fr. | Rowlett, Texas (Rowlett) |
| Scott Hode | INF | Jr. | Crystal Lake, Ill. (Crystal Lake) |
| Trey Holloway | LHP | Jr. | Booneville, Ark. (Booneville) |
| Ryan Lennerton | LHP | So. | Langley, British Columbia (Brookwood) |
| Daryl Maday | RHP | Fr. | Bristol, Wis. (Westosha) |
| Brian McLelland | RHP | Fr. | DeQueen, Ark. (DeQueen) |
| Knox McCorquodale | C/1B | Fr. | Orange, Texas (Little Cypress) |
| Bubbs Merrill | INF | Sr. | Omaha, Neb. (Millard North) |
| Blake Parker | C/1B/OF | Fr. | Fayetteville, Ark. (Fayetteville) |
| Haas Pratt | INF | Sr. | San Diego, Calif. (Rancho Bernardo) |
| Stephen Robison | OF | Fr. | Tulsa, Okla. (Union) |
| Casey Rowlett | INF/OF | Jr. | Jones, Okla. (Jones) |
| Jay Sawatski | LHP | Sr. | Little Rock, Ark. (Pulaski Academy) |
| Joe Skinner | LHP | Fr. | Grand Rapids, Mich. (South Christian) |
| Josh Smith | RHP | So. | Lake Havasu City, Ariz. (Lake Havasu) |
| Matt Stallings | RHP | So. | Colleyville, Texas (Missouri) |
| Brady Toops | C | Jr. | New London, Minn. (New London) |
| Kern Watts | OF | Fr. | Brampton, Ontario (Brampton Centennial) |
| Justin White | RHP | Fr. | Fort Gibson, Okla. (Fort Gibson) |



2004 Results

| Date | Result | Opponent | Location |
|------|-------------|--------------------|------------------------|
| 2/13 | W, 2-0 | Louisiana Tech | Fayetteville |
| 2/14 | W, 22-2 | Louisiana Tech | Fayetteville |
| 2/15 | W, 13-2 | Louisiana Tech | Fayetteville |
| 2/20 | W, 14-7 | St. John's | Fayetteville |
| 2/21 | W, 6-5 | St. John's | Fayetteville |
| 2/22 | W, 14-3 | St. John's | Fayetteville |
| 2/24 | W, 7-1 | McNeese State | Fayetteville |
| 2/25 | W, 7-2 | McNeese State | Fayetteville |
| 2/27 | L, 1-3 | New Mexico | College Station, Texas |
| 2/27 | L, 5-7 | Texas A&M | College Station, Texas |
| 2/28 | W, 13-3 | New Mexico | College Station, Texas |
| 2/28 | W, 6-4 | Texas A&M | College Station, Texas |
| 2/29 | L, 7-9 | Texas A&M | College Station, Texas |
| 2/29 | W, 5-2 | New Mexico | College Station, Texas |
| 3/6 | L, 1-4 | Texas-Pan American | Edinburg, Texas |
| 3/7 | L, 4-11 | Texas-Pan American | Edinburg, Texas |
| 3/12 | W, 4-3 | Illinois-Chicago | Fayetteville |
| 3/14 | L, 1-9 | Illinois-Chicago | Fayetteville |
| 3/16 | W, 10-9 | Centenary | Fayetteville |
| 3/17 | W, 15-3 | Centenary | Fayetteville |
| 3/19 | L, 1-11 | Florida* | Gainesville, Fla. |
| 3/20 | W, 8-2 | Florida* | Gainesville, Fla. |
| 3/21 | L, 6-7 (10) | Florida* | Gainesville, Fla. |
| 3/26 | W, 5-3 | South Carolina* | Fayetteville |
| 3/27 | W, 5-4 | South Carolina* | Fayetteville |
| 3/28 | L, 2-10 | South Carolina* | Fayetteville |
| 3/30 | W, 10-4 | Wichita State | Fayetteville |
| 4/2 | L, 3-6 | Alabama* | Fayetteville |
| 4/3 | W, 7-2 | Alabama* | Fayetteville |
| 4/4 | W, 11-6 | Alabama* | Fayetteville |
| 4/6 | L, 5-6 (16) | SMS | Fayetteville |
| 4/9 | W, 11-8 | LSU* | Baton Rouge, La. |
| 4/10 | W, 11-10 | LSU* | Baton Rouge, La. |
| 4/11 | W, 7-5 | LSU* | Baton Rouge, La. |
| 4/13 | L, 4-6 | Oral Roberts | Fayetteville |
| 4/16 | W, 6-3 | Vanderbilt* | Nashville, Tenn. |
| 4/17 | W, 9-4 | Vanderbilt* | Nashville, Tenn. |
| 4/18 | L, 8-14 | Vanderbilt* | Nashville, Tenn. |
| 4/20 | W, 5-2 | Oklahoma State | Fayetteville |
| 4/23 | W, 9-4 | Kentucky* | Fayetteville |
| 4/24 | W, 5-4 | Kentucky* | Fayetteville |
| 4/25 | W, 11-10 | Kentucky* | Fayetteville |
| 4/27 | W, 8-4 | Oral Roberts | Tulsa, Okla. |
| 4/30 | L, 3-9 | Tennessee* | Fayetteville |
| 5/1 | W, 4-1 | Tennessee* | Fayetteville |
| 5/2 | W, 5-3 | Tennessee* | Fayetteville |
| 5/7 | L, 0-1 | Ole Miss* | Oxford, Miss. |
| 5/8 | W, 3-1 | Ole Miss* | Oxford, Miss. |
| 5/9 | L, 3-5 | Ole Miss* | Oxford, Miss. |
| 5/11 | W, 13-2 | Texas-Pan American | Fayetteville |
| 5/15 | L, 2-3 | Mississippi State* | Starkville, Miss. |
| 5/16 | L, 4-5 | Mississippi State* | Starkville, Miss. |
| 5/16 | W, 4-2 | Mississippi State* | Starkville, Miss. |
| 5/21 | W, 9-7 | Auburn* | Fayetteville |
| 5/22 | L, 4-7 | Auburn* | Fayetteville |
| 5/23 | W, 15-3 | Auburn* | Fayetteville |
| 5/26 | L, 6-8 | Tennessee! | Hoover, Ala. |
| 5/27 | W, 4-3 | Ole Miss! | Hoover, Ala. |
| 5/28 | W, 4-1 | Tennessee! | Hoover, Ala. |
| 5/29 | L, 2-3 | South Carolina! | Hoover, Ala. |
| 6/4 | W, 4-1 | Le Moyne+ | Fayetteville |
| 6/5 | L, 1-4 | Wichita State+ | Fayetteville |
| 6/5 | W, 10-7 | Missouri+ | Fayetteville |
| 6/6 | W, 11-9 | Wichita State+ | Fayetteville |
| 6/6 | W, 4-3 | Wichita State+ | Fayetteville |
| 6/11 | W, 7-5 | Florida State\$ | Fayetteville |
| 6/12 | W, 4-2 | Florida State\$ | Fayetteville |
| 6/18 | L, 2-13 | Texas# | Omaha, Neb. |
| 6/19 | L, 2-7 | Arizona# | Omaha, Neb. |


* - SEC; ! - SEC Tournament; + - NCAA Fayetteville Regional;

\$ - NCAA Fayetteville Super Regional; # - College World Series



2009 COLLEGE WORLD SERIES TEAM

Postseason Push Leads Arkansas to Sixth CWS Appearance



Record: 41-24

SEC Record: 14-15

SEC Finish: Seventh

SEC Tournament Finish: Third

College World Series Finish: Third

All-America Selections: Zack Cox, INF/RHP (Freshman)

CWS All-Tournament Selections: None

All-SEC Selections: None

All-SEC Tournament Selections: Bo Bigham, INF; Zack Cox, INF; Ben Tschepikow, INF

2009 Roster

Head Coach: Dave Van Horn

Assistant Coaches: Todd Butler, Dave Jorn, Chris Curry

| Name | Pos. | Yr. | Hometown (Last School) |
|---------------------|---------|-----|---|
| Kyle Atkins | OF | Fr. | DeQueen, Ark. (DeQueen HS) |
| Bo Bigham | INF | Fr. | Texarkana, Ark. (Arkansas HS) |
| Bryan Bigham | RHP | Jr. | Allen, Texas (Navarro College) |
| Mike Bolsinger | RHP | Jr. | McKinney, Texas (Grayson [Texas] CC) |
| Tim Carver | INF | Fr. | Fayetteville, Ark. (Fayetteville HS) |
| Ryan Cisterna | C | Sr. | Gilbert, Ariz. (Chandler-Gilbert [Ariz.] JC) |
| Trevor Cousineau | LHP | Fr. | Davison, Mich. (Davison HS) |
| Zack Cox | INF/RHP | Fr. | Louisville, Ky. (Pleasure Ridge Park HS) |
| Andrew Darr | OF/INF | Sr. | Gilbert, Ariz. (Chandler-Gilbert [Ariz.] JC) |
| Geoffrey Davenport | LHP | Fr. | Ft. Worth, Texas (Paschal HS) |
| Brett Eibner | OF/RHP | So. | Houston, Texas (The Woodlands HS) |
| T.J. Forrest | RHP | Jr. | Bossier City, La. (Bossier Parish CC) |
| Seth Gardner | OF | Fr. | Dallas, Texas (Highland Park HS) |
| Zack Hall | LHP | Fr. | Springdale, Ark. (Har-Ber HS) |
| Tom Hauskey | C | Jr. | Springdale, Ark. (Springdale HS) |
| Jeremy Heatley | RHP | Jr. | Breckenridge, Texas (North Lake College) |
| Jacob House | OF/INF | So. | Mansfield, Texas (Timberview HS) |
| Dallas Keuchel | LHP | Jr. | Tulsa, Okla. (Bishop Kelley HS) |
| Christian Kowalchuk | LHP | Jr. | Saskatoon, Saskatchewan (Seward CC) |
| Collin Kuhn | OF/INF | Fr. | Beaver Dam, Wis. (Beaver Dam HS) |
| Chase Leavitt | OF | Sr. | St. George, Utah (Dixie College/CCSN) |
| Scott Limbocker | LHP | So. | Overland Park, Kan. (Blue Valley North HS) |
| Scott Lyons | INF | Sr. | Covina, Calif. (Mt. San Antonio [Calif.] JC) |
| James Mahler | RHP | So. | Sandy, Utah (Jordan HS) |
| James McCann | C | Fr. | Santa Barbara, Calif. (Dos Pueblos HS) |
| Jarrold McKinney | OF | Fr. | Hughes Springs, Texas (Hughes Springs HS) |
| Sam Murphy | RHP | So. | Omaha, Neb. (Westside HS) |
| Jonathan Perlman | INF | Fr. | Dallas, Texas (Highland Park HS) |
| Stephen Richards | LHP | Jr. | Plano, Texas (Plano East HS) |
| Zac Russell | C | Fr. | Bulverde, Texas (Smithson Valley HS) |
| Travis Sample | OF | So. | Dallas, Texas (Howard JC) |
| Drew Smyly | LHP | Fr. | Little Rock, Ark. (Central HS) |
| Ben Tschepikow | INF | Sr. | Fayetteville, Ark. (Fayetteville HS) |
| Kendall Wehrle | INF/RHP | Fr. | Papillion, Neb. (Papillion-La Vista South HS) |
| Justin Wells | RHP | Sr. | Bryant, Ark. (Texarkana College) |
| Andy Wilkins | INF | So. | Broken Arrow, Okla. (Broken Arrow HS) |



2009 Results

| Date | Result | Opponent | Location |
|------|---------|----------------------|-------------------|
| 2/20 | W, 4-2 | Washington State | Fayetteville |
| 2/21 | W, 7-5 | Washington State | Fayetteville |
| 2/22 | W, 4-3 | Washington State | Fayetteville |
| 2/24 | L, 3-9 | Kansas | Fayetteville |
| 2/25 | W, 9-8 | Kansas | Fayetteville |
| 2/27 | W, 8-7 | Western Illinois | Fayetteville |
| 3/3 | W, 7-3 | Valparaiso | Fayetteville |
| 3/4 | W, 9-6 | Valparaiso | Fayetteville |
| 3/6 | W, 5-4 | California | Fayetteville |
| 3/7 | L, 6-12 | California | Fayetteville |
| 3/8 | W, 13-3 | California | Fayetteville |
| 3/10 | L, 3-8 | Centenary | Shreveport, La. |
| 3/13 | W, 11-4 | Florida* | Fayetteville |
| 3/14 | W, 8-4 | Florida* | Fayetteville |
| 3/15 | W, 4-2 | Florida* | Fayetteville |
| 3/17 | W, 7-3 | Nebraska | Fayetteville |
| 3/18 | L, 4-7 | Nebraska | Fayetteville |
| 3/20 | W, 3-2 | Auburn* | Auburn, Ala. |
| 3/21 | W, 10-6 | Auburn* | Auburn, Ala. |
| 3/22 | W, 12-6 | Auburn* | Auburn, Ala. |
| 3/25 | W, 10-0 | Missouri State | Fayetteville |
| 3/27 | W, 20-9 | Mississippi State* | Fayetteville |
| 3/27 | W, 5-1 | Mississippi State* | Fayetteville |
| 3/29 | L, 4-12 | Mississippi State* | Fayetteville |
| 3/31 | W, 2-0 | Missouri State | Springfield, Mo. |
| 4/3 | W, 6-4 | South Carolina* | Columbia, S.C. |
| 4/4 | L, 1-9 | South Carolina* | Columbia, S.C. |
| 4/5 | W, 7-4 | South Carolina* | Columbia, S.C. |
| 4/7 | W, 7-3 | Arizona State | Fayetteville |
| 4/8 | W, 8-7 | Arizona State | Fayetteville |
| 4/10 | L, 0-9 | Vanderbilt* | Fayetteville |
| 4/11 | L, 6-13 | Vanderbilt* | Fayetteville |
| 4/14 | L, 2-3 | Louisiana-Monroe | Fayetteville |
| 4/15 | W, 10-9 | Louisiana-Monroe | Fayetteville |
| 4/17 | L, 3-4 | Georgia* | Athens, Ga. |
| 4/18 | L, 3-4 | Georgia* | Athens, Ga. |
| 4/19 | W, 2-0 | Georgia* | Athens, Ga. |
| 4/21 | W, 9-6 | Oral Roberts | Tulsa, Okla. |
| 4/24 | W, 9-3 | Tennessee* | Knoxville, Tenn. |
| 4/25 | L, 4-5 | Tennessee* | Knoxville, Tenn. |
| 4/26 | W, 15-8 | Tennessee* | Knoxville, Tenn. |
| 4/28 | W, 8-7 | Oklahoma | Fayetteville |
| 5/2 | W, 11-4 | LSU* | Fayetteville |
| 5/2 | L, 0-5 | LSU* | Fayetteville |
| 5/3 | L, 3-4 | LSU* | Fayetteville |
| 5/8 | L, 1-2 | Alabama* | Tuscaloosa, Ala. |
| 5/9 | L, 6-8 | Alabama* | Tuscaloosa, Ala. |
| 5/10 | L, 5-6 | Alabama* | Tuscaloosa, Ala. |
| 5/12 | W, 3-2 | Oral Roberts | Fayetteville |
| 5/14 | L, 5-7 | Ole Miss* | Fayetteville |
| 5/15 | L, 3-9 | Ole Miss* | Fayetteville |
| 5/16 | L, 3-16 | Ole Miss* | Fayetteville |
| 5/20 | W, 8-5 | Florida! | Hoover, Ala. |
| 5/21 | L, 1-2 | Georgia! | Hoover, Ala. |
| 5/22 | W, 10-7 | Florida! | Hoover, Ala. |
| 5/23 | L, 1-11 | Vanderbilt! | Hoover, Ala. |
| 5/29 | W, 10-3 | Washington State + | Norman, Okla. |
| 5/30 | W, 17-6 | Oklahoma + | Norman, Okla. |
| 5/31 | W, 11-0 | Oklahoma + | Norman, Okla. |
| 6/5 | W, 7-2 | Florida State\$ | Tallahassee, Fla. |
| 6/6 | W, 9-8 | Florida State\$ | Tallahassee, Fla. |
| 6/13 | W, 10-6 | Cal State Fullerton# | Omaha, Neb. |
| 6/15 | L, 1-9 | LSU# | Omaha, Neb. |
| 6/17 | W, 4-3 | Virginia# | Omaha, Neb. |
| 6/19 | L, 5-14 | LSU# | Omaha, Neb. |

* - SEC; ! - SEC Tournament; + - NCAA Norman Regional

\$ - NCAA Tallahassee Super Regional; # - College World Series

2012 COLLEGE WORLD SERIES TEAM



Strong pitching, timely hitting lead Arkansas to seventh CWS appearance



Record: 46-22

SEC Record: 16-14

SEC Finish: Tied Fifth

SEC Tournament Finish: Tied Ninth

College World Series Finish: Tied Third

All-America Selections: Matt Reynolds, 3B

CWS All-Tournament Selections: None

All-SEC Selections: Bo Bigham, 2B, Dominic Ficociello, 1B, Matt Reynolds, 3B

All-SEC Tournament Selections: None

2012 Roster

Head Coach: Dave Van Horn

Assistant Coaches: Todd Butler, Dave Jorn, Brian Walker, Matt Willard

| Name | Pos. | Yr. | Hometown (Last School) |
|--------------------|--------|-----|---|
| Brian Anderson | INF | Fr. | Edmond, Okla. (Deer Creek HS) |
| Barrett Astin | RHP | So. | Forrest City, Ark. (Forrest City HS) |
| Sam Bates | OF | Sr. | Cabot, Ark. (Crowder JC) |
| DJ Baxendale | RHP | Jr. | Jacksonville, Ark. (Sylvan Hills HS) |
| Bo Bigham | INF | Sr. | Texarkana, Ark. (Arkansas HS) |
| Derrick Bleeker | OF/RHP | Jr. | Longmont, Colo. (Howard JC) |
| Jimmy Bosco | OF | So. | Granite Bay, Calif. (California) |
| Tim Carver | INF | Sr. | Fayetteville, Ark. (Fayetteville HS) |
| Conor Costello | OF/RHP | Fr. | Edmond, Okla. (Santa Fe HS) |
| Trent Daniel | LHP | Jr. | Bryant, Ark. (Arkansas-Fort Smith) |
| Randall Fant | LHP | Jr. | Texarkana, Texas (Texas HS) |
| Dominic Ficociello | INF | So. | Fullerton, Calif. (Fullerton Union HS) |
| Michael Gunn | OF/LHP | Fr. | Wilson, Ark. (Christian Brothers HS) |
| Jeff Harvill | LHP | So. | Keithville, La. (Evangel Christian Academy) |
| Cade Lynch | LHP | Jr. | Jonesboro, Ark. (Panola JC) |
| Jacob Mahan | INF | Jr. | Camarillo, Calif. (Oxnard College) |
| David Masters | INF | Fr. | Lake St. Louis, Mo. (Timberland HS) |
| Greg Milhorn | RHP | Fr. | Texarkana, Ark. (Arkansas HS) |
| Brandon Moore | RHP | So. | Van Buren, Ark. (Van Buren HS) |
| Jacob Morris | OF/RHP | So. | Coppell, Texas (Coppell HS) |
| Chris Oliver | RHP | Fr. | Farmington, Ark. (Shiloh Christian HS) |
| Jean Ramirez | C | Fr. | Ft. Worth, Texas (Boswell HS) |
| John Clay Reeves | C | Fr. | Monroe, La. (Neville HS) |
| Mark Reyes | LHP | Fr. | Hot Springs Village, Ark. (Jessieville HS) |
| Matt Reynolds | INF | Jr. | Tulsa, Okla. (Bishop Kelley HS) |
| Nolan Sanburn | RHP | So. | Kokomo, Ind. (Kokomo HS) |
| Joe Serrano | INF | Fr. | Tucson, Ariz. (Salpointe Catholic HS) |
| Landon Simpson | RHP | Fr. | Magnolia, Ark. (Magnolia HS) |
| Tyler Spoon | INF/OF | Fr. | Van Buren, Ark. (Van Buren HS) |
| Ryne Stanek | RHP | So. | Overland Park, Kan. (Blue Valley HS) |
| Colby Suggs | RHP | So. | Sulphur Springs, Texas (Sulphur Springs HS) |
| Matt Vinson | OF | Jr. | Alma, Ark. (Alma HS) |
| Jake Wise | C | So. | Houston, Texas (Cypress Falls HS) |
| Tyler Wright | LHP | Jr. | Houston, Texas (San Jacinto CC) |



2012 Results

| Date | Result | Opponent | Location |
|------|--------------|---------------------|----------------------|
| 2/17 | W, 11-5 | Villanova | Fayetteville |
| 2/18 | W, 13-1 | Villanova | Fayetteville |
| 2/19 | W, 17-1 | Villanova | Fayetteville |
| 2/21 | W, 8-7 | Northwestern State | Fayetteville |
| 2/22 | W, 6-2 | Northwestern State | Fayetteville |
| 2/24 | W, 7-3 | Valparaiso | Fayetteville |
| 2/25 | W, 4-3 | Valparaiso | Fayetteville |
| 2/26 | L, 9-10 (10) | Valparaiso | Fayetteville |
| 2/28 | W, 5-0 | BYU | Fayetteville |
| 2/29 | W, 8-1 | BYU | Fayetteville |
| 3/2 | W, 3-1 | Texas Tech | Houston, Texas |
| 3/3 | L, 1-4 | Houston | Houston, Texas |
| 3/4 | W, 7-3 | Texas | Houston, Texas |
| 3/9 | W, 4-0 | Binghamton | Fayetteville |
| 3/10 | W, 5-3 | Binghamton | Fayetteville |
| 3/10 | W, 6-0 | Binghamton | Fayetteville |
| 3/13 | W, 1-0 | Gonzaga | Fayetteville |
| 3/14 | W, 5-3 | Gonzaga | Fayetteville |
| 3/16 | W, 4-3 (12) | Alabama* | Fayetteville |
| 3/17 | W, 8-4 | Alabama* | Fayetteville |
| 3/18 | W, 7-4 | Alabama* | Fayetteville |
| 3/21 | W, 10-2 | Nevada | Fayetteville |
| 3/23 | L, 2-11 | Mississippi State* | Starkville, Miss. |
| 3/24 | W, 8-0 | Mississippi State* | Starkville, Miss. |
| 3/25 | W, 8-5 (11) | Mississippi State* | Starkville, Miss. |
| 3/30 | L, 6-10 | LSU* | Baton Rouge, La. |
| 3/31 | L, 1-2 | LSU* | Baton Rouge, La. |
| 4/1 | L, 2-3 (11) | LSU* | Baton Rouge, La. |
| 4/6 | L, 2-4 | Georgia* | Fayetteville |
| 4/7 | W, 8-3 | Georgia* | Fayetteville |
| 4/8 | W, 8-0 | Georgia* | Fayetteville |
| 4/10 | L, 0-4 | Oklahoma | Norman, Okla. |
| 4/13 | W, 8-7 | Kentucky* | Fayetteville |
| 4/14 | L, 4-5 | Kentucky* | Fayetteville |
| 4/14 | L, 1-2 | Kentucky* | Fayetteville |
| 4/17 | W, 8-3 | Stephen F. Austin | Fayetteville |
| 4/17 | W, 4-3 | Stephen F. Austin | Fayetteville |
| 4/20 | L, 2-8 | Ole Miss* | Oxford, Miss. |
| 4/21 | L, 0-1 | Ole Miss* | Oxford, Miss. |
| 4/22 | W, 11-3 | Ole Miss* | Oxford, Miss. |
| 4/24 | W, 6-1 | Oral Roberts | Fayetteville |
| 4/27 | L, 2-3 | Florida* | Gainesville, Fla. |
| 4/28 | W, 5-1 | Florida* | Gainesville, Fla. |
| 4/29 | W, 3-1 (10) | Florida* | Gainesville, Fla. |
| 5/1 | W, 6-3 | Missouri | Fayetteville |
| 5/2 | W, 2-0 | Missouri | Fayetteville |
| 5/4 | L, 6-8 (10) | South Carolina* | Fayetteville |
| 5/5 | W, 7-6 | South Carolina* | Fayetteville |
| 5/6 | L, 7-10 | South Carolina* | Fayetteville |
| 5/10 | L, 2-3 (10) | Auburn* | Fayetteville |
| 5/11 | W, 5-4 | Auburn* | Fayetteville |
| 5/12 | L, 5-12 | Auburn* | Fayetteville |
| 5/15 | W, 6-5 (10) | Louisiana Tech | N. Little Rock, Ark. |
| 5/17 | W, 8-0 | Tennessee* | Knoxville, Tenn. |
| 5/18 | W, 10-3 | Tennessee* | Knoxville, Tenn. |
| 5/19 | W, 8-2 | Tennessee* | Knoxville, Tenn. |
| 5/22 | L, 1-9 | Mississippi State! | Hoover, Ala. |
| 5/23 | L, 0-2 | Ole Miss! | Hoover, Ala. |
| 6/1 | W, 5-4 | Sam Houston State + | Houston, Texas |
| 6/2 | W, 1-0 | Rice + | Houston, Texas |
| 6/3 | W, 5-1 | Sam Houston State + | Houston, Texas |
| 6/9 | L, 1-8 | Baylor\$ | Waco, Texas |
| 6/10 | W, 5-4 | Baylor\$ | Waco, Texas |
| 6/11 | W, 1-0 (10) | Baylor\$ | Waco, Texas |
| 6/16 | W, 8-1 | Kent State# | Omaha, Neb. |
| 6/18 | W, 2-1 | South Carolina# | Omaha, Neb. |
| 6/21 | L, 0-2 | South Carolina# | Omaha, Neb. |
| 6/22 | L, 2-3 | South Carolina# | Omaha, Neb. |

* - SEC; ! - SEC Tournament; + - NCAA Fayetteville Regional;

\$ - NCAA Fayetteville Super Regional; # - College World Series



NCAA TOURNAMENT HISTORY

NCAA Tournament (62-54, .534)

| | |
|------------------------------|--------------|
| Regional Record: | 44-35 (.557) |
| Super Regional Record: | 7-5 (.583) |
| College World Series Record: | 11-14 (.440) |

2012 Houston Regional (3-0)

| | |
|--------------------------------|-------|
| Reckling Park • Houston, Texas | |
| Sam Houston State | W 5-4 |
| Rice | W 1-0 |
| Sam Houston State | W 5-1 |

2012 Waco Super Regional (2-1)

| | |
|-------------------------------|------------|
| Baylor Ballpark • Waco, Texas | |
| Baylor | L 1-8 |
| Baylor | W 5-4 |
| Baylor | W 1-0 (10) |

2012 College World Series (2-2)

| | |
|------------------------------------|-------|
| T.D. Ameritrade Park • Omaha, Neb. | |
| Kent State | W 8-1 |
| South Carolina | W 2-1 |
| South Carolina | L 0-2 |
| South Carolina | L 2-3 |

2011 Tempe Regional (2-2)

| | |
|--------------------------------|--------|
| Packard Stadium • Tempe, Ariz. | |
| Charlotte | L 2-3 |
| New Mexico | W 3-0 |
| Charlotte | W 11-3 |
| Arizona State | L 4-13 |

2010 Fayetteville Regional (3-1)

| | |
|-----------------------------------|--------|
| Baum Stadium • Fayetteville, Ark. | |
| Grambling State | W 19-7 |
| Washington State | W 6-4 |
| Washington State | L 7-10 |
| Washington State | W 7-2 |

2010 Tempe Super Regional (0-2)

| | |
|--------------------------------|------------|
| Packard Stadium • Tempe, Ariz. | |
| Arizona State | L 6-7 (12) |
| Arizona State | L 5-7 (12) |

2009 Norman Regional (3-0)

| | |
|-------------------------------|--------|
| Mitchell Park • Norman, Okla. | |
| Washington State | W 10-3 |
| Oklahoma | W 17-6 |
| Oklahoma | W 11-0 |

2009 Tallahassee Super Regional (2-0)

| | |
|------------------------------------|-------|
| Howser Stadium • Tallahassee, Fla. | |
| Florida State | W 7-2 |
| Florida State | W 9-8 |

2009 College World Series (2-2)

| | |
|----------------------------------|------------|
| Rosenblatt Stadium • Omaha, Neb. | |
| Cal State Fullerton | W 10-6 |
| LSU | L 1-9 |
| Virginia | W 4-3 (12) |
| LSU | L 5-14 |

2008 Stanford Regional (0-2)

| | |
|---------------------------------|-------|
| Klein Field • Palo Alto, Calif. | |
| Pepperdine | L 3-4 |
| Stanford | L 1-5 |

2007 Fayetteville Regional (2-2)

| | |
|-----------------------------------|--------|
| Baum Stadium • Fayetteville, Ark. | |
| Albany | W 9-0 |
| Oklahoma State | L 3-14 |
| Creighton | W 6-0 |
| Oklahoma State | L 6-7 |

2006 Fayetteville Regional (1-2)

| | |
|-----------------------------------|------------|
| Baum Stadium • Fayetteville, Ark. | |
| Oral Roberts | L 3-4 (11) |
| Princeton | W 6-2 |
| Oklahoma State | L 5-6 |

2005 Austin Regional (2-2)

| | |
|----------------------------------|--------|
| Disch-Falk Field • Austin, Texas | |
| Miami (Ohio) | W 9-5 |
| Texas | W 9-2 |
| Texas | L 8-19 |
| Texas | L 2-5 |

2004 Fayetteville Regional (4-1)

| | |
|-----------------------------------|--------|
| Baum Stadium • Fayetteville, Ark. | |
| Le Moyne | W 4-1 |
| Wichita State | L 3-4 |
| Missouri | W 10-7 |
| Wichita State | W 11-9 |
| Wichita State | W 4-3 |

2004 Fayetteville Super Regional (2-0)

| | |
|-----------------------------------|-------|
| Baum Stadium • Fayetteville, Ark. | |
| Florida State | W 7-5 |
| Florida State | W 4-2 |

2004 College World Series (0-2)

| | |
|----------------------------------|--------|
| Rosenblatt Stadium • Omaha, Neb. | |
| Texas | L 2-13 |
| Arizona | L 2-7 |

2003 Austin Regional (1-2)

| | |
|----------------------------------|--------|
| Disch-Falk Field • Austin, Texas | |
| Lamar | L 2-3 |
| Bucknell | W 10-7 |
| Lamar | L 6-7 |

2002 Wichita Regional (3-0)

| | |
|-----------------------------|--------|
| Eck Stadium • Wichita, Kan. | |
| Oklahoma | W 8-5 |
| Oral Roberts | W 7-6 |
| Oral Roberts | W 11-6 |

2002 Clemson Super Regional (1-2)

| | |
|-----------------------------------|-------|
| Kingsmore Stadium • Clemson, S.C. | |
| Clemson | W 9-6 |
| Clemson | L 7-8 |
| Clemson | L 4-7 |

1999 Fayetteville Regional (1-2)

| | |
|-----------------------------------|------------|
| Baum Stadium • Fayetteville, Ark. | |
| Delaware | W 10-6 |
| SMS | L 8-9 (10) |
| Clemson | L 4-12 |

1998 Midwest Regional (1-2)

| | |
|-----------------------------|------------|
| Eck Stadium • Wichita, Kan. | |
| Arizona State | L 4-8 |
| Wichita State | W 3-2 (11) |
| Georgia Tech | L 0-2 |

1996 Central II Regional (0-2)

| | |
|--------------------------------|--------|
| Dan Law Field • Lubbock, Texas | |
| Oklahoma State | L 5-6 |
| Southern California | L 5-15 |

1995 Midwest I Regional (0-2)

| | |
|-----------------------------|---------|
| Eck Stadium • Wichita, Kan. | |
| Stanford | L 3-10 |
| Texas Tech | L 10-14 |

1990 Midwest Regional (0-2)

| | |
|-----------------------------|-------|
| Eck Stadium • Wichita, Kan. | |
| Fordham | L 5-8 |
| Wichita State | L 6-7 |

1989 Northeast Regional (4-1)

| | |
|--------------------------------------|-------|
| Municipal Stadium • Waterbury, Conn. | |
| Le Moyne | L 5-7 |
| George Washington | W 8-2 |
| Illinois | W 9-2 |
| Arizona State | W 1-0 |
| Le Moyne | W 6-5 |

1989 College World Series (1-2)

| | |
|----------------------------------|-------|
| Rosenblatt Stadium • Omaha, Neb. | |
| Wichita State | L 1-3 |
| North Carolina | W 7-3 |
| Wichita State | L 4-8 |

1988 Midwest Regional (0-2)

| | |
|---|--------|
| Allie P. Reynolds Stadium • Stillwater, Okla. | |
| Loyola-Marymount | L 3-8 |
| Oklahoma State | L 7-13 |

1987 NCAA South I Regional (4-0)

| | |
|--|------------|
| Joe W. Davies Stadium • Huntsville, Ala. | |
| Middle Tennessee State | W 10-7 |
| West Virginia | W 7-2 |
| Clemson | W 6-5 (10) |
| Clemson | W 4-2 |

1987 College World Series (1-2)

| | |
|----------------------------------|--------|
| Rosenblatt Stadium • Omaha, Neb. | |
| Texas | L 6-13 |
| Georgia | W 5-4 |
| LSU | L 2-5 |

1986 NCAA Midwest Regional (1-2)

| | |
|---|-------|
| Allie P. Reynolds Stadium • Stillwater, Okla. | |
| Oregon State | W 4-3 |
| Stanford | L 0-2 |
| Oregon State | L 0-1 |

1985 South II Regional (4-0)

| | |
|--------------------------------------|---------|
| Seminole Stadium • Tallahassee, Fla. | |
| Eastern Kentucky | W 20-13 |
| George Mason | W 13-9 |
| Florida State | W 7-6 |
| Georgia Tech | W 7-5 |

1985 College World Series (2-2)

| | |
|----------------------------------|--------|
| Rosenblatt Stadium • Omaha, Neb. | |
| South Carolina | W 1-0 |
| Mississippi State | L 4-5 |
| Stanford | W 10-4 |
| Texas | L 7-8 |

1983 Midwest Regional (0-2)

| | |
|---|-------|
| Allie P. Reynolds Stadium • Stillwater, Okla. | |
| Oral Roberts | L 6-7 |
| Wichita State | L 3-6 |

1980 Midwest Regional (1-2)

| | |
|-------------------------------------|-------|
| J.L. Johnson Stadium • Tulsa, Okla. | |
| Oral Roberts | W 3-2 |
| Missouri | L 0-6 |
| California | L 1-7 |

1979 East Regional (4-0)

| | |
|--------------------------------------|---------|
| Seminole Stadium • Tallahassee, Fla. | |
| George Washington | W 12-11 |
| Florida | W 9-1 |
| Delaware | W 8-6 |
| Delaware | W 4-3 |

1979 College World Series (3-2)

| | |
|----------------------------------|---------|
| Rosenblatt Stadium • Omaha, Neb. | |
| Pepperdine | W 5-4 |
| Arizona | W 10-3 |
| Texas | W 9-4 |
| Cal State Fullerton | L 10-13 |
| Cal State Fullerton | L 1-2 |

1973 NCAA District VI (0-2)

| | |
|--------------------------------------|-------|
| Arlington Stadium • Arlington, Texas | |
| Trinity | L 0-6 |
| Texas-Pan American | L 2-4 |



The Razorbacks meet catcher Brady Toops at home plate after his game-winning grand slam in the top of the ninth inning against Wichita State during the 2004 Fayetteville Regional.

CONFERENCE TOURNAMENT HISTORY



SEC Tournament (21-32)

2012 SEC Tournament (0-2)

Regions Park • Hoover, Ala.

| | | |
|-------------------|---|-----|
| Mississippi State | L | 1-9 |
| Ole Miss | L | 0-2 |

2011 SEC Tournament (2-2)

Regions Park • Hoover, Ala.

| | | |
|-------------------|---|-----|
| Alabama | L | 4-7 |
| Mississippi State | W | 7-2 |
| Alabama | W | 4-1 |
| Vanderbilt | L | 2-3 |

2010 SEC Tournament (0-2)

Regions Park • Hoover, Ala.

| | | |
|------------|---|-----|
| Vanderbilt | L | 0-2 |
| Florida | L | 4-5 |

2009 SEC Tournament (2-2)

Regions Park • Hoover, Ala.

| | | |
|------------|---|------|
| Florida | W | 8-5 |
| Georgia | L | 1-2 |
| Florida | W | 10-7 |
| Vanderbilt | L | 1-11 |

2007 SEC Tournament (3-1)

Regions Park • Hoover, Ala.

| | | |
|----------------|---|-----|
| Alabama | W | 6-0 |
| South Carolina | W | 6-0 |
| South Carolina | W | 3-2 |
| Vanderbilt | L | 4-7 |

2006 SEC Tournament (0-2)

Hoover Metropolitan Stadium • Hoover, Ala.

| | | |
|----------|---|-----|
| Ole Miss | L | 4-9 |
| Alabama | L | 3-4 |

2005 SEC Tournament (0-2)

Hoover Metropolitan Stadium • Hoover, Ala.

| | | |
|---------|---|-----|
| Florida | L | 8-9 |
| Alabama | L | 4-5 |

2004 SEC Tournament (2-2)

Hoover Metropolitan Stadium • Hoover, Ala.

| | | |
|----------------|---|-----|
| Tennessee | L | 6-8 |
| Ole Miss | W | 4-3 |
| Tennessee | W | 4-1 |
| South Carolina | L | 2-3 |

2003 SEC Tournament (0-2)

Hoover Metropolitan Stadium • Hoover, Ala.

| | | |
|----------|---|-----|
| LSU | L | 4-5 |
| Ole Miss | L | 7-8 |

2002 SEC Tournament (1-2)

Hoover Metropolitan Stadium • Hoover, Ala.

| | | |
|----------------|---|------|
| South Carolina | L | 1-10 |
| Auburn | W | 8-5 |
| South Carolina | L | 2-6 |

1999 SEC Tournament (4-2)

Hoover Metropolitan Stadium • Hoover, Ala.

| | | |
|----------|---|----------|
| Kentucky | W | 6-4 |
| Auburn | L | 2-3 (11) |
| LSU | W | 9-8 |
| Auburn | W | 9-5 |
| Auburn | W | 9-6 |
| Alabama | L | 3-9 |

1998 SEC Tournament (3-1)

Hoover Metropolitan Stadium • Hoover, Ala.

| | | |
|-------------------|---|------|
| LSU | W | 8-4 |
| Mississippi State | W | 10-3 |
| Mississippi State | W | 7-3 |
| Auburn | L | 5-7 |

1997 SEC Tournament (0-1)

Golden Park • Columbus, Ga.

| | | |
|--------|---|-----|
| Auburn | L | 3-7 |
|--------|---|-----|

1996 SEC Tournament (0-1)

Hoover Metropolitan Stadium • Hoover, Ala.

| | | |
|----------|---|-----|
| Kentucky | L | 5-7 |
|----------|---|-----|

1995 SEC Western Division (2-2)

Dudy Noble Field • Starkville, Miss.

| | | |
|----------|---|-----|
| Ole Miss | W | 5-2 |
| Alabama | W | 5-2 |
| Alabama | L | 7-8 |
| LSU | L | 6-7 |

1994 SEC Western Division (0-2)

Swayze Field • Oxford, Miss.

| | | |
|--------|---|----------|
| Auburn | L | 1-3 (17) |
| LSU | L | 2-5 |

1993 SEC Western Division (1-2)

Alex Box Stadium • Baton Rouge, La.

| | | |
|-------------------|---|------|
| Mississippi State | W | 5-2 |
| Auburn | L | 1-3 |
| LSU | L | 7-13 |

1992 SEC Tournament (1-2)

Superdome • New Orleans, La.

| | | |
|----------------|---|-----|
| South Carolina | W | 8-6 |
| LSU | L | 1-8 |
| South Carolina | L | 5-9 |

SWC Tournament (18-25)

1990 SWC Tournament (1-2)

Disch-Falk Field • Austin, Texas

| | | |
|---------|---|------|
| Rice | W | 7-5 |
| Texas | L | 4-11 |
| Houston | L | 1-7 |

1989 SWC Tournament (1-2)

Olsen Field • College Station, Texas

| | | |
|---------|---|-----|
| Texas | L | 3-8 |
| Houston | W | 5-4 |
| Texas | L | 1-9 |

1988 SWC Tournament (0-2)

George Cole Field • Fayetteville, Ark.

| | | |
|-----------|---|-----|
| Texas A&M | L | 3-4 |
| Texas | L | 1-7 |

1987 SWC Tournament (2-2)

Disch-Falk Field • Austin, Texas

| | | |
|-----------|---|------|
| Texas A&M | W | 4-3 |
| Texas | L | 3-10 |
| Houston | W | 14-9 |
| Texas | L | 2-3 |

1986 SWC Tournament (0-1)

Olsen Field • College Station, Texas

| | | |
|-----------|---|-----|
| Texas A&M | L | 0-4 |
|-----------|---|-----|

1985 SWC Tournament (3-0)

George Cole Field • Fayetteville, Ark.

| | | |
|--------|---|------|
| Baylor | W | 6-4 |
| Texas | W | 9-5 |
| Texas | W | 10-6 |

1984 SWC Tournament (0-2)

Disch-Falk Field • Austin, Texas

| | | |
|-------|---|-----|
| Texas | L | 1-8 |
| Rice | L | 1-8 |

1983 SWC Tournament (3-2)

Disch-Falk Field • Austin, Texas

| | | |
|---------|---|------|
| Houston | W | 4-3 |
| Texas | L | 2-9 |
| Houston | W | 9-7 |
| Texas | W | 5-4 |
| Texas | L | 0-14 |

1982 SWC Tournament (1-2)

Olsen Field • College Station, Texas

| | | |
|---------|---|-----|
| Houston | W | 9-6 |
| Texas | L | 0-8 |
| Houston | L | 8-9 |

1981 SWC Tournament (2-2)

Disch-Falk Field • Austin, Texas

| | | |
|---------|---|------|
| Houston | L | 2-7 |
| Rice | W | 5-4 |
| Houston | W | 9-3 |
| Texas | L | 1-11 |

1980 SWC Tournament (3-2)

Olsen Field • College Station, Texas

| | | |
|------------|---|-------|
| Texas A&M | W | 19-10 |
| Texas | L | 4-6 |
| Texas Tech | W | 6-5 |
| Texas | W | 8-7 |
| Texas | L | 4-9 |

1979 SWC Tournament (2-2)

Disch-Falk Field • Austin, Texas

| | | |
|-----------|---|------|
| Baylor | W | 6-1 |
| Texas | L | 2-6 |
| Texas A&M | W | 6-2 |
| Texas | L | 6-12 |

1978 SWC Tournament (0-2)

Disch-Falk Field • Austin, Texas

| | | |
|-----------|---|-----|
| Baylor | L | 0-1 |
| Texas A&M | L | 0-5 |

1977 SWC Tournament (0-2)

Disch-Falk Field • Austin, Texas

| | | |
|-----------|---|-----|
| Texas A&M | L | 2-5 |
| Texas | L | 1-8 |



Jess Todd struck out a school-record 17 batters, including the first nine hitters he faced, in Arkansas' 6-0 win over South Carolina in the 2007 SEC Tournament.



ALL-AMERICANS




Zack Cox
INF - 2010



Greg D'Alexander
3B - 1990



Brett Eibner
OF/RHP - 2010



Troy Eklund
OF - 1989




Charlie Isaacson
RHP - 1999




Jeff King
3B - 1985, 86



Ralph Kraus
OF - 1986



Steve Krueger
LHP - 1980



Mike Loggins
OF - 1985




Tim Lollar
P/DH - 1978



Ryan Lundquist
OF - 1997



Kevin McReynolds
OF - 1980, 81



Kenderick Moore
2B - 1996



Ronn Reynolds
C - 1979



Matt Reynolds
INF - 2012



Nick Schmidt
LHP - 2006, 07



Andy Skeels
C - 1987



Phillip Stidham
RHP - 1990, 91



Jess Todd
RHP - 2007




David Walling
RHP - 1998, 99

FRESHMAN ALL-AMERICANS



Barrett Astin
RHP - 2011



Matt Carnes
RHP - 1995



Zack Cox
3B - 2009



Jake Dugger
OF - 2004



Brett Eibner
OF/RHP - 2008



Matt Erickson
3B - 1995



James Ewing
2B - 2006




Dominic Ficociello
INF - 2011



Danny Hamblin
DH - 2004



Charlie Isaacson
RHP - 1999



Jeff King
3B - 1984



Brian Kirby
OF - 1998



Nolan Sanburn
RHP - 2011



Nick Schmidt
LHP - 2005



Shaun Seibert
RHP - 2005




Phillip Stidham
RHP - 1989

ALL-CONFERENCE SELECTIONS



Clint Arnold
OF - 2005 (Fr.)




DJ Baxendale
RHP - 2011 (2nd)




Bo Bigham
INF - 2012 (2nd)



Ty Bilderback
OF - 1995 (1st)



Matt Carnes
RHP - 1996 (2nd),
1997 (2nd)



Zack Cox
INF - 2010 (1st)



Jake Dugger
OF - 2006 (2nd)



Brett Eibner
OF/RHP - 2010 (2nd)



Matt Erickson
3B - 1996 (2nd),
1997 (1st)



Dominic Ficociello
INF - 2011 (Fr., Def.),
2012 (Def.)



Logan Forsythe
3B - 2008 (1st)



Ryan Fox
OF - 2003 (1st)



Scott Hode
SS - 2004 (2nd)



Charlie Isaacson
RHP - 1999 (1st)




Jeremy Jackson
OF - 1997 (1st)



Dallas Keuchel
LHP - 2007 (Fr.)



Ryan Lundquist
OF - 1997 (1st),
1998 (2nd)



Kenderick Moore
2B - 1996 (1st)



Rodney Nye
3B - 1999 (2nd)



Kit Pellow
DH - 1995 (1st)



Matt Reynolds
INF - 2012 (1st)



Nick Schmidt
LHP - 2005 (Fr.),
2006 (1st), 2007 (1st)



Drew Smyly
LHP - 2010 (2nd)



Jess Todd
RHP - 2007 (1st)



David Walling
RHP - 1998 (1st),
1999 (2nd)



Allen Williams
INF - 1992 (2nd),
1994 (2nd)

ALL-SWC / ALL-TOURNAMENT SELECTIONS

All-SWC Selections

| Player, Pos. | Year(s) |
|------------------------|------------------|
| Marc Brumble, OF | 1977 |
| Kevin Campbell, RHP | 1984 |
| Bubba Carpenter, 1B/OF | 1989, 1990, 1991 |
| Charlie Corbell, RHP | 1982 |
| Greg D'Alexander, 3B | 1989, 1990 |
| Billy Dees, 1B | 1982, 1983 |
| Tim Deitz, RHP | 1985 |
| Bobby Edwards, RHP | 1987, 1988 |
| Troy Eklund, OF | 1988, 1989 |
| Fred Farwell, RHP | 1985 |
| Tony Gilmore, C | 1990 |
| Jeff Hemm, C | 1978 |
| John Hennell, 1B | 1981 |
| Mark Johnson, OF | 1990, 1991 |
| Jeff King, 3B | 1985, 1986 |
| Ralph Kraus, OF | 1986 |
| Steve Krueger, LHP | 1979, 1980 |
| Mike Loggins, OF | 1984, 1985 |
| Tim Lollar, LHP/DH | 1978 |
| Scott Loseke, OF | 1983 |
| Kevin McReynolds, OF | 1980, 1981 |
| Bill Montgomery, OF | 1976 |
| Mike Oquist, RHP | 1989 |
| Tom Pagnozzi, C | 1983 |
| Steve Parker, RHP | 1986 |
| Dave Patterson, 1B | 1986 |
| Tim Peters, RHP | 1987 |

Player, Pos.

| Year(s) |
|----------------------|
| Kirk Piskor, C/OF |
| Scott Pose, OF |
| Johnny Ray, 2B |
| Ronn Reynolds, C |
| Norm Roberts, OF |
| Kenny Rogers, 3B |
| Andy Skeels, C |
| Phillip Stidham, RHP |
| Mark Swope, RHP |
| Scott Tabor, RHP |
| Tim Thomas, 2B |
| Dave Van Horn, 2B |
| Ed Wallace, 1B |
| Larry Wallace, SS |
| Doyle Wilson, C |

All-SWC Tournament Selections

| Player, Pos. | Year(s) |
|---------------------|------------------|
| Marc Brumble, OF | 1979 |
| Bubba Carpenter, 1B | 1990 |
| Don Carter, OF | 1981 |
| Randell Carter, 2B | 1980 |
| Charlie Corbell, P | 1983 |
| Tim Deitz, P | 1985 |
| Fred Farwell, P | 1985 |
| Jeff Hemm, C | 1977 |
| John Hennell, 1B | 1979, 1980, 1981 |

Player, Pos.

| Year(s) |
|----------------------|
| Jeff Houck, OF |
| Jeff King, 3B |
| Ralph Kraus, OF |
| Mike Loggins, OF |
| Scott Loseke, OF |
| Kevin McReynolds, OF |
| Dave Patterson, 1B |
| Kirk Piskor, OF |
| Johnny Ray, 2B |
| Ronn Reynolds, C |
| Norm Roberts, OF |
| Mike Robinson, OF |
| Kenny Rogers, 3B |
| Andy Skeels, C |
| Scott Tabor, P |
| Reggie Thomas, DH/OF |
| Dave Van Horn, 2B |
| Larry Wallace, SS |
| Doyle Wilson, C |

All-SEC Tournament Selections

| Player, Pos. | Year(s) |
|-------------------|---------|
| Bo Bigham, 2B | 2009 |
| Mark Burnett, 2B | 1999 |
| Brent Caldwell, C | 1998 |
| Matt Carnes, RHP | 1995 |
| Cody Clark, C | 2002 |

Player, Pos.

| Year(s) |
|------------------------|
| Casey Coon, OF |
| Zack Cox, 3B |
| Jake Dugger, OF |
| Scott Epps, C |
| Danny Hamblin, 1B |
| Joe Jester, SS |
| James McCann, C |
| Kenderick Moore, 1B/OF |
| Rodney Nye, 1B |
| Nick Pitts, OF |
| Kyle Robinson, OF |
| Nick Schmidt, LHP |
| David Skeels, C |
| Jess Todd, RHP |
| Ben Tschepikow, SS |
| Jack Welsh, OF |

CWS All-Tournament Selections

| Player, Pos. | Year(s) |
|----------------------|---------|
| Marc Brumble, OF | 1979 |
| Jeff King, 3B | 1985 |
| Ralph Kraus, OF | 1985 |
| Steve Krueger, LHP | 1979 |
| Kevin McReynolds, OF | 1979 |
| Larry Wallace, SS | 1979 |



MLB DRAFT PICKS

Key: Players selected in the June first-year player draft unless otherwise noted. Following the 1987 season there has only been one draft (June Draft). The first MLB Draft was held in 1965. Prior to 1965, players just signed professional contracts once their collegiate careers were over.

\$ - Selected in January draft

% - Selected in June secondary draft

* - Played or plays in the Major Leagues

^ - Returned to school

First-Round Razorbacks

| Year | Player | Team | Rd (Pick) |
|------|----------------------|-----------|-----------|
| 1981 | Kevin McReynolds, OF | Padres | 1st (6) |
| 1986 | Jeff King, SS/3B | Pirates | 1st (1) |
| 1999 | David Walling, RHP | Yankees | 1st (27) |
| 2007 | Nick Schmidt, LHP | Padres | 1st (23) |
| 2008 | Logan Forsythe, 3B | Padres | 1st (46) |
| 2010 | Zack Cox, 3B | Cardinals | 1st (25) |

1965

| | | |
|---------------|-------|------------|
| Bill Gray, OF | Twins | 37th (665) |
|---------------|-------|------------|

1973

| | | |
|---------------------|-----------|------------|
| Keith Cochran, 2B | Cardinals | 33rd (683) |
| Thurman Smith, OF | Cardinals | 45th (733) |
| Tommy Neal, OF | Cardinals | 47th (737) |
| Stephen Ballard, 1B | Cardinals | 48th (739) |

1975

| | | |
|-------------------|--------|------------|
| Richard Miller, P | Astros | 15th (350) |
|-------------------|--------|------------|

1976

| | | |
|------------------|---------|------------|
| Byron Ormsby, SS | Red Sox | 16th (382) |
|------------------|---------|------------|

1977

| | | |
|-------------------|---------|-----------|
| Tim Lollar, LHP^* | Indians | 5th (115) |
|-------------------|---------|-----------|

1978

| | | |
|---------------------|---------|------------|
| Tim Lollar, LHP* | Yankees | 4th (104) |
| Arvis Harper, OF | Astros | 14th (349) |
| Bill Bakewell, RHP^ | Reds | 28th (657) |

1979

| | | |
|--------------------|-----------|------------|
| Ronn Reynolds, C^* | White Sox | 5th (109) |
| Johnny Ray, 2B* | Astros | 12th (294) |

1980

| | | |
|--------------------|----------|------------|
| Steve Krueger, LHP | Mariners | 4th (84) |
| Ronn Reynolds, C* | Mets | 5th (105) |
| John Hennell, 1B^ | Mets | 15th (365) |
| Randall Carter, 2B | Rangers | 19th (482) |
| Todd Zacher, 3B^ | Dodgers | 28th (684) |

1981

| | | |
|-----------------------|-----------|------------|
| Kevin McReynolds, OF* | Padres | 1st (6) |
| Reggie Thomas, OF | Tigers | 8th (197) |
| Scott Tabor, RHP^ | Braves | 12th (296) |
| Don Carter, OF | Expos | 12th (302) |
| John Hennell, 1B | Padres | 13th (316) |
| Todd Zacher, 3B | Giants | 23rd (579) |
| Ed Vidmar, P | White Sox | 32nd (770) |

1982

| | | |
|-------------------|-----------|------------|
| Chris Shaddy, SS | Blue Jays | 8th (186) |
| Dave Van Horn, 2B | Braves | 10th (245) |
| Scott Tabor, RHP | Tigers | 11th (282) |
| Ed Myers, RHP | Athletics | 12th (313) |
| Scott Glanz, P | Angels | 13th (321) |

1983

| | | |
|------------------------|-----------|------------|
| Mike Robinson, OF | Cardinals | 5th (130) |
| Tom Pagnozzi, C* | Cardinals | 8th (208) |
| Scott Loseke, OF | Reds | 11th (264) |
| Charlie Corbell, RHP | Giants | 21st (534) |
| Bobby Joe Edmonds, OF% | Cardinals | 3rd (55) |

1984

| | | |
|--------------------------|-----------|-----------|
| Brett Harrison, SS | Cardinals | 4th (87) |
| Jim Ward, 2B | Dodgers | 5th (129) |
| Mark Berry, C | Reds | 6th (137) |
| Derrick Richardson, 3B%^ | Cubs | 2nd (39) |

1985

| | | |
|-------------------------|-----------|------------|
| Mike Loggins, OF | Royals | 3rd (71) |
| Ellis Roby, 2B | Braves | 5th (120) |
| Tim Deitz, RHP | Reds | 6th (136) |
| Mark Jackson, INF/OF | Cardinals | 8th (202) |
| Norm Roberts, OF | Orioles | 8th (203) |
| Fred Farwell, LHP | Dodgers | 10th (246) |
| Gary Murphy, RHP | Astros | 14th (352) |
| Gary Curtis, SS | Reds | 20th (500) |
| Derrick Richardson, INF | Phillies | 21st (538) |
| Howard Hilton, RHP* | Cardinals | 22nd (566) |

1986

| | | |
|----------------------|---------|------------|
| Jeff King, SS/3B* | Pirates | 1st (1) |
| Kevin Campbell, RHP* | Dodgers | 5th (120) |
| Doyle Wilson, C | Indians | 10th (239) |
| Ralph Kraus, OF | Yankees | 10th (262) |
| Steve Parker, LHP | Cubs | 12th (298) |
| Dave Patterson, 1B | Giants | 14th (344) |
| Bob Chadwick, P% | Brewers | 6th (92) |

1987

| | | |
|------------------------|-----------|------------|
| Andy Skeels, C | Padres | 7th (172) |
| Jim Kremers, 3B/OF^* | Reds | 8th (206) |
| Keith Helton, LHP | Mariners | 14th (344) |
| Spencer Wilkinson, RHP | Rangers | 14th (362) |
| Ray Harris, LHP^ | Angels | 14th (368) |
| Tim Sherrill, LHP* | Cardinals | 18th (461) |
| Mike Sisco, SS | Mariners | 20th (500) |
| John Cebuhar, LHP^ | Reds | 22nd (569) |

1988

| | | |
|-------------------|-----------|------------|
| Jim Kremers, C* | Braves | 2nd (33) |
| John Cebuhar, LHP | Cardinals | 14th (366) |
| Ray Harris, LHP | Athletics | 22nd (567) |
| Troy Eklund, OF^ | Indians | 35th (891) |

1989

| | | |
|-------------------------|-----------|--------------|
| Cole Hyson, RHP | Astros | 9th (228) |
| Mike Oquist, RHP* | Orioles | 13th (321) |
| Troy Eklund, OF | Rangers | 25th (637) |
| Dennis Fletcher, P | Cardinals | 28th (716) |
| Greg D'Alexander, 3B/C^ | Orioles | 31st (789) |
| Scott Pose, OF* | Reds | 34th (885) |
| Rod Stillwell, SS | Royals | 60th (1,417) |

1990

| | | |
|--------------------|--------|------------|
| Tony Gilmore, C | Astros | 8th (218) |
| Phil Stidham, RHP* | Braves | 11th (282) |
| Mark Swope, RHP | Twins | 11th (293) |

1991

| | | |
|---------------------|---------|------------|
| Doug Bennett, RHP | Dodgers | 5th (144) |
| Phil Stidham, RHP* | Tigers | 15th (401) |
| Mark Johnson, OF | Royals | 17th (445) |
| Brian Dennison, LHP | Brewers | 23rd (599) |

1992


| | | |
|--------------------|---------|--------------|
| Allen Williams, 3B | Red Sox | 46th (1,290) |
|--------------------|---------|--------------|

1993

| | | |
|-----------------------|-----------|--------------|
| Tom Czanstkowski, RHP | Astros | 26th (728) |
| Ryan Whitaker, RHP | Athletics | 27th (769) |
| Kortney Paul, C^ | Cardinals | 48th (1,332) |

1994

| | | |
|-----------------------|-----------|--------------|
| Bob Hughes, OF | Expos | 18th (504) |
| Doyle Preston, 3B/1B | Reds | 35th (968) |
| Scott Cunningham, RHP | Cardinals | 37th (1,034) |
| Todd Abbott, RHP^ | Indians | 38th (1,053) |



Jeff King was selected with the No. 1 overall pick of the 1986 draft by the Pittsburgh Pirates. He played 11 seasons with the Pirates and Kansas City Royals. He is one of six Razorbacks to be drafted in the first round.

1995

| | | |
|--------------------|-----------|--------------|
| Jeff Parsons, SS | Mets | 5th (133) |
| Alan Mahaffey, LHP | Twins | 16th (436) |
| Tim Mosley, RHP | Cubs | 27th (756) |
| Ty Bilderback, OF | Angels | 31st (844) |
| Chris Clark, OF^ | Tigers | 35th (966) |
| Todd Abbott, RHP | Athletics | 44th (1,212) |

1996

| | | |
|------------------------|--------|--------------|
| Jason Stephens, RHP | Angels | 9th (265) |
| Kit Pellow, OF* | Royals | 22nd (649) |
| Richie Nye, RHP | Twins | 23rd (667) |
| Barry Lunney Jr., LHP^ | Twins | 45th (1,316) |

1997

| | | |
|---------------------|---------|--------------|
| Matt Carnes, RHP | Twins | 7th (213) |
| Matt Erickson, 3B* | Marlins | 7th (216) |
| Jeremy Jackson, OF | Rockies | 8th (252) |
| Chris Clark, OF | Marlins | 34th (1,026) |
| Dan Wright, RHP** | Braves | 46th (1,359) |
| Jason McConnell, 2B | Twins | 48th (1,384) |

1998

| | | |
|---------------------|-------|------------|
| Ryan Lundquist, OF^ | Twins | 10th (289) |
| Eric Hinske, 3B* | Cubs | 17th (496) |

1999

| | | |
|--------------------|-----------|------------|
| David Walling, RHP | Yankees | 1st (27) |
| Dan Wright, RHP* | White Sox | 2nd (64) |
| Rodney Nye, 3B | Mets | 7th (226) |
| Joe Jester, INF | Giants | 7th (228) |
| Ryan Lundquist, OF | Reds | 8th (248) |
| Kevin Vent, RHP | Giants | 8th (258) |
| Mark Burnett, 2B | Reds | 20th (608) |

2000

| | | |
|----------------------|-----------|------------|
| Cliff Lee, LHP* | Expos | 4th (104) |
| Matt Riethmaier, RHP | Phillies | 5th (145) |
| Brad Bohannon, RHP | White Sox | 28th (832) |

2001

| | | |
|------------------------|---------|--------------|
| Wes McCrotty, LHP | Marlins | 23rd (692) |
| Brian Kirby, C | Indians | 31st (937) |
| Charlie Isaacson, RHP^ | Cubs | 34th (1,008) |

2002

| | | |
|-----------------------|---------|------------|
| Charlie Isaacson, RHP | Yankees | 29th (876) |
| Gary Hogan, RHP | Rangers | 32nd (952) |

2003

| | | |
|----------------------|---------|------------|
| Scott Roehl, RHP | Indians | 10th (288) |
| Andrew Wishy, OF | Rangers | 12th (346) |
| Jarrett Gardner, RHP | Red Sox | 19th (564) |
| Ryan Fox, OF | Rockies | 21st (617) |

2004

| | | |
|--------------------|-----------|--------------|
| Jay Sawatski, LHP | Twins | 8th (241) |
| Brady Toops, C | Cardinals | 10th (300) |
| Haas Pratt, 1B | Athletics | 30th (907) |
| Clint Brannon, LHP | Rangers | 34th (1,011) |

2005

| | | |
|-----------------------|-----------|------------|
| Scott Bridges | Giants | 8th (278) |
| Scott Hode, SS | Cubs | 24th (730) |
| Casey Rowlett, OF/INF | Cardinals | 32nd (980) |

2006

| | | |
|--------------------|-----------|------------|
| Danny Hamblin, 1B^ | Athletics | 9th (278) |
| Craig Gentry, OF* | Rangers | 10th (298) |
| Blake Parker, C* | Cubs | 16th (479) |
| Devin Collis, LHP | Rockies | 26th (768) |
| Daryl Maday, RHP | Giants | 30th (896) |



Zack Cox is the most recent Razorback to be drafted in the first round of the Major League Baseball draft. The 25th overall pick by the St. Louis Cardinals in the 2010 MLB Draft, Cox was the sixth Razorback in school history to be selected in the first round.

2007

| | | |
|----------------------|-----------|--------------|
| Nick Schmidt, LHP | Padres | 1st (23) |
| Duke Welker, RHP | Pirates | 2nd (68) |
| Jess Todd, RHP* | Cardinals | 2nd (82) |
| Danny Hamblin, 1B/3B | Athletics | 10th (330) |
| Chris Rhoads, RHP | Phillies | 28th (863) |
| Brian Walker, C | Angels | 29th (898) |
| Jacob Julius, OF | Orioles | 33rd (997) |
| Jake Dugger, OF | Nationals | 49th (1,417) |
| Matt Willard, SS | Indians | 49th (1,423) |

2008

| | | |
|-----------------------|---------|------------|
| Logan Forsythe, 3B* | Padres | 1st (46) |
| Cliff Springston, LHP | Rangers | 11th (333) |
| Jeff Nutt, C | Yankees | 25th (770) |
| Aaron Murphree, OF | Padres | 27th (825) |

2009

| | | |
|-----------------------|-----------|--------------|
| Dallas Keuchel, LHP* | Astros | 7th (221) |
| Stephen Richards, LHP | Marlins | 8th (248) |
| Scott Lyons, INF | Royals | 15th (452) |
| Ben Tschepikow, INF | Royals | 17th (512) |
| Mike Bolsinger, RHP^ | Athletics | 33rd (993) |
| Ryan Cisterna, C | Angels | 34th (1,041) |

2010

| | | |
|------------------|-----------|-----------|
| Zack Cox, 3B | Cardinals | 1st (25) |
| Brett Eibner, CF | Royals | 2nd (54) |
| Drew Smyly, LHP* | Tigers | 2nd (68) |
| Andy Wilkins, 1B | White Sox | 5th (158) |

| | | |
|---------------------|--------------|------------|
| Mike Bolsinger, RHP | Diamondbacks | 15th (451) |
| Collin Kuhn, LF^ | Tigers | 15th (463) |
| Jordan Pratt, RHP | Tigers | 16th (493) |
| Jeremy Heatley, RHP | Marlins | 22nd (677) |

2011

| | | |
|-------------------------|-----------|-------------|
| James McCann, C | Tigers | 2nd (76) |
| Collin Kuhn, OF | White Sox | 17th (531) |
| Trent Daniel, LHP^ | Tigers | 23rd (707) |
| Kyle Robinson, OF | White Sox | 28th (861) |
| Jarrod McKinney, OF | Astros | 31st (940) |
| Geoffrey Davenport, LHP | Indians | 43rd (1298) |

2012

| | | |
|-------------------------|-----------|-------------|
| Matt Reynolds, INF | Mets | 2nd (71) |
| Nolan Sanburn, RHP | Athletics | 2nd (74) |
| DJ Baxendale, RHP | Twins | 10th (310) |
| Tim Carver, INF | Phillies | 19th (608) |
| Sam Bates, OF | Royals | 28th (893) |
| Randall Fant, LHP^ | Indians | 29th (893) |
| Derrick Bleeker, OF/RHP | Orioles | 37th (1122) |
| Jacob Morris, OF^ | Indians | 37th (1133) |



ALL-TIME LETTERMEN

A

| | |
|---------------------------|------------------|
| Abbott, Todd | 1994, '95 |
| Abbott, Williams Lewis | 1970 |
| Abramczyk, John Paul | 1959, '60, '61 |
| Achenback, C.H. | 1913 |
| Adams, Harold Eugene | 1948, '49 |
| Aikman, Bruce Lynn | 1951 |
| Akerfelds, Darrel | 1981, '82 |
| Alexander, George Baker | 1958 |
| Alexander, John | 1949 |
| Alexander, Otto | 1908 |
| Alexander, Tim | 1978 |
| Allen, Joe | 1911 |
| Anderson, Brian | 2012 |
| Anderson, Pat | 1977, '78 |
| Andree, James M. | 1972, '73, '74 |
| Arnold, Charles | 1965 |
| Arnold, Clint | 2005, '06 |
| Asbill, Teddy | 1976, '77 |
| Ash, Jeff | 1979, '80 |
| Astin, Barrett | 2011, '12 |
| Atha, Larry D. | 1979, '80, '81 |
| Atkins, Donald | 1979, '80, '81 |
| Atkins, Howard Cullin Jr. | 1966 |
| Atkins, Kyle | 2010, '11 |
| Austell, Tom | 1903 |
| Ayers, James | 1926 |

B

| | |
|---------------------------|---------------------|
| Baber, Oscar | 1910, '11, '12 |
| Backham, David C. | 1972, '73 |
| Bailey, Kenneth | 1966 |
| Baker, J.P. | 1929 |
| Baker, Terry Lee | 1967, '68 |
| Bakewell, Bill | 1977, '78, '79 |
| Ballard, Keach | 1982 |
| Ballard, Stephen D. | 1972, '73 |
| Balay, John | 1949, '50, '51 |
| Bane, James Harrison | 1963, '64 |
| Barksdale, Ronald Douglas | 1964, '65 |
| Barr, Brandon | 2007 |
| Barton, Larry | 1982, '83 |
| Bates, Sam | 2011, '12 |
| Baxendale, DJ | 2010, '11, '12 |
| Beckemeyer, Lyle | 1992, '93 |
| Benard, Joe | 1905, '06 |
| Benberg, John | 1982 |
| Bennett, Dick | 1925 |
| Bennett, Doug | 1989, '90, '91 |
| Bennett, George | 1927 |
| Bennett, J.G. | 1921, '22 |
| Benton, Sid | 1912 |
| Berry, Layne | 2001, '02 |
| Berry, Mark | 1983, '84 |
| Bertotti, Mike | 1984 |
| Bigham, Bo | 2009, '10, '11, '12 |
| Bigham, Bryan | 2009 |
| Bilderback, Ty | 1992, '93, '94, '95 |
| Birch, Brent | 1990, '91, '92, '93 |
| Birel, William George | 1967, '68 |
| Bishop, William E. | 1969, '70 |
| Black, Dave | 1903 |
| Black, H. | 1912 |
| Black, John | 1919, '20, '21 |
| Black, Neeley | 1905 |
| Blackburn, W.D. | 1929 |
| Blackwood, Jerry Don | 1968, '69, '70 |
| Blagg, Billy Justin | 1950, '52, '53 |
| Blair 1906 | |
| Bleeker, Derrick | 2010, '12 |
| Block, Dave | 1903, '05 |
| Blum, Greg | 1999, 2000 |
| Bobb, Randy | 1987, '88 |
| Boever, David | 1988 |

| | |
|------------------------|---------------------|
| Bogan, Charles | 1954, '55 |
| Bohannon, Brad | 1999, 2000 |
| Bohart, G.T. | 1905, '06 |
| Bollman, Brett | 2005 |
| Bolsinger, Mike | 2008, '09, '10 |
| Bond, Brock | 2005 |
| Bone, George Thomas | 1955, '56 |
| Bone, Jim | 1961, '62, '63 |
| Booker, P. | 1903 |
| Bosco, Jimmy | 2012 |
| Boyce, Charley | 2003, '04, '05, '06 |
| Bowden, William P. | 1952, '53, '54 |
| Bowen, Luther | 1994, '96 |
| Bradbury, Ralph | 1974, '75, '76, '77 |
| Bradford, Hollis | 1922 |
| Bradford, James | 1976, '77 |
| Bradley, Eugene Alford | 1953 |
| Bradley, Keith | 1995, '96 |
| Brail, Rick | 1991 |
| Brannon, Clint | 200, '03, '04 |
| Brazil, Ernest | 1919 |
| Breeden, Bill | 1969, '70, '71 |
| Brenton, Gene Thomas | 1963, '64, '65 |

| | |
|------------------------|---------------------|
| Brewer, Dale | 1928, '29 |
| Brewer, Timothy | 1973, '74 |
| Bridges, Scott | 2002, '03, '04, '05 |
| Briggs, Oscar | 1899, 1902 |
| Brocail, Scott | 1991, '92, '93, '94 |
| Broadway, Barry | 1980 |
| Brown, Charles Arthur | 1952 |
| Brown, Dale | 1977 |
| Brown, Dan | 1990, '91 |
| Brown, John | 1924, '25 |
| Brown, Silas Christian | 1949, '50, '51 |
| Broyles, Franco | 2011 |
| Bumble, Marc | 1976, '77, '78 |
| Bryan, Chris | 1988, '89 |
| Bryan, Lemuel | 1902, '03 |
| Buchanan, F.E. | 1908 |
| Buckley, S.S. | 1913 |
| Buckley, Virgil | 1912 |
| Bulgarelli, Mark | 1976, '77, '78, '79 |
| Bull, Scott | 1972, '76 |
| Bumpers, Mike | 1992 |
| Burgess, John | 1986 |
| Burnett, Mark | 1998, '99 |
| Burton, P.O. | 1898 |

C

| | |
|--------------------|---------------------|
| Caldwell, Brent | 1997, '98 |
| Caldwell, Robert | 1947 |
| Calhoon, Jim | 1987, '88, '89 |
| Callaway, Jerry | 1978 |
| Campbell, Dan | 1987 |
| Campbell, Kevin | 1984, '85, '86 |
| Campbell, Mike | 1968 |
| Cagle, Donald Lee | 1963, '64, '65 |
| Carlton, Jerry | 1960, '61, '62 |
| Carnes, Matt | 1995, '96, '97 |
| Carpenter, Bubba | 1988, '89, '90, '91 |
| Carpenter, Jay | 1988, '89, '90 |
| Carpenter, Preston | 1954, '55, '56 |
| Carr, J.F. | 1898 |
| Carson, Randall | 1976, '77 |
| Carter, Don | 1981 |
| Carter, Harry | 1947 |
| Carter, Marl D. | 1962, '63 |
| Carter, Randall | 1979, '80 |
| Carver, Tim | 2009, '10, '11, '12 |
| Cebuhar, John | 1987, '88 |
| Cecil 1905 | |
| Center, Jerry | 1976 |
| Chadwick, Bob | 1986 |
| Charlton, Aaron | 1993 |



Tim Carver

| | |
|------------------------|----------------------|
| Childress, Robert M. | 1956, '57 |
| Chipman, Marvin | 1926, '27 |
| Christian, Carroll | 1923, '24 |
| Christian, O. | 1898 |
| Cisterna, Ryan | 2008, '09 |
| Clancy, Tim | 1978, '79, '80 |
| Clark, Cody | 2001, '02 |
| Clark, Chris | 1993, '94, '95, '97 |
| Clark, Dera | 1984 |
| Clark, Kyle | 1997, '98 |
| Clark, M.D. | 1898 |
| Clayton, Walker B. | 1923 |
| Clements, Charles M. | 1972 |
| Clements, Steve | 1984, '85 |
| Clinkenbeard, Bob | 1981 |
| Cloninger, Chris | 1996 |
| Cobb, David | 1994 |
| Cochran, Keith | 1971, '72, '73 |
| Cole, George Sr. | 1926, '27, '28 |
| Cole, John Conway Jr. | 1951 |
| Cole, Kenneth | 1908 |
| Coleman, Walter C. | 1972, '73, '74 |
| Collis, Devin | 2005, '06 |
| Conner, Michael | 2001, '02 |
| Conway, George | 1902 |
| Cook, Brian | 1990, '91, '92, '93 |
| Cook, Damon Lee | 1966 |
| Cook, Joe | 1908, '09 |
| Coon, Casey | 2007, '08 |
| Coppock, Mark | 1990, '91 |
| Corbell, Charlie | 1982, '83 |
| Costello, Conor | 2012 |
| Cotton, Delano Talbert | 1962, '63 |
| Cox, Evan | 2007, '08 |
| Cox, Harold Earl | 1948, '49 |
| Cox, Zack | 2009, '10 |
| Coyle, Norman | 1910, '11 |
| Craig, Charles | 1924 |
| Crawford, C. | 1929 |
| Crawford, Rick | 1982 |
| Creekmore, Stephen W. | 1910, '11 |
| Crossett, Scott | 1998, '99, 2000, '01 |
| Crouse, Cliff | 2000, '01, '02 |
| Croxdale, E.W. | 1913 |
| Cunard, Craig | 1981 |
| Cunningham, Scott | 1993, '94 |
| Curtis, Gary | 1983 |
| Cusack, Thomas | 1953, '54, '55 |
| Cypert, Boyd | 1912 |
| Czanstowski, Tom | 1992, '93 |

D

| | |
|----------------------|---------------------|
| D'Alexander, Greg | 1987, '88, '89, '90 |
| D'Amico, Joe | 1992, '93 |
| Dailey, Randy | 1971, '72 |
| Daly, Cory | 1995 |
| Daniel, Trent | 2011, '12 |
| Darr, Andrew | 2008, '09 |
| Davenport, Geoffrey | 2009, '10, '11 |
| Davis, Joe | 1991 |
| Davis, Matt | 1998 |
| Davis, Menar | 1912 |
| Davis, Mike | 1910, '11, '12 |
| Dawson, Bill | 1988 |
| Day, Chris | 1978 |
| Day, Devin | 2004 |
| DeBriyn, Marty | 1997 |
| Deason, Jesse Wayne | 1956 |
| Deere, Jason | 2004 |
| Dees, Billy | 1981, '82 |
| Deitz, Tim | 1983, '84, '85 |
| Dellasega, Joe | 1980 |
| Dennison, Brian | 1991 |
| Dickinson, Wallace | 1924, '25 |
| DiLeo, Joe | 1985, '86 |
| Dipper, Wayne | 1968 |
| Dodd, Rob | 1990 |
| Donathan, Jeff | 1926, '27, '28 |
| Dorothy, William N. | 1969, '70 |
| Dougherty, Harry K. | 1947, '48 |
| Douglas, Hall | 1928, '29 |
| Dowell, O. | 1903 |
| Downey, Charles | 1990 |
| DuBose, Dave | 1976, '77 |
| Dudley, Kirk | 1981, '82 |
| Dugger, Jake | 2004, '05, '06, '07 |
| Duka, Michael | 1953 |
| Dunlap, Tyrie | 1974 |

E

| | |
|-----------------------|---------------------|
| Eason, Alcuin | 1903 |
| East, Jack | 1920, '21 |
| Edmonds, Bobby Joe | 1986 |
| Edwards, Bobby | 1987, '88 |
| Edwards, Delmar Butch | 1965, '66, '67 |
| Eibner, Brett | 2008, '09, '10 |
| Eklund, Troy | 1986, '87, '88, '89 |
| Elliot, Lynn Blaine | 1961, '62, '63 |
| Ellis, Scott | 1996, '97, '98 |
| Epps, Scott | 1989, '90, '91, '92 |
| Erickson, Matt | 1995, '96, '97 |
| Erwin, Richard | 1976, '77, '78, '79 |



Dallas Keuchel

| | | | |
|----------------------------|-----------------------|-------------------------|---------------------|
| Erwin, Wally | 1979 | Gessner, Tom | 1998 |
| Etheridge, Haden | 1988, '89, '90, '91 | Gilbert, James | 2004, '05, '06, '07 |
| Ewing, James | 2006 | Giles, Danny | 1997, '98 |
| F | | Gilleland, Greg | 1998, '99 |
| Fanning, Chris | 1991 | Gilmore, Kale | 1991, '92 |
| Fant, Randall | 2010, '11, '12 | Gilmore, Tony | 1989, '90 |
| Farwell, Fred | 1985 | Glanz, Scott | 1980, '81, '82 |
| Faust, Fred | 1983 | Glaze, Thomas Arthur | 1958, '59 |
| Feeny, Chris | 1995 | Glynn, Josh | 2002 |
| Ferguson, Rick | 1981, '82 | Gonring, Doug | 1981 |
| Fernell, David | 1984 | Goodner, Boyd | 2003, '04 |
| Ficociello, Dominic | 2011, '12 | Goodwin, Clay | 2002, '03, '04, '05 |
| Fields, James E. | 1970 | Gorman, Henry F. | 1981 |
| Fincher, L.J. | 1921 | Grant, Dale | 1986 |
| Fischel, Frank James | 1949, '50, '51, '52 | Graves, Aaron | 2001, '02 |
| Fishback, Herbert | 1897 | Gray, William Lewis | 1963, '64, '65 |
| Fisher, Eric | 2011 | Green, Doyle | 1974, '76 |
| Fisher, Joe | 1994 | Grubb, Bill | 1979 |
| Fisk, Gregory Michael | 1967 | Gunn, Michael | 2012 |
| Fleming, P.A. | 1898 | H | |
| Fletcher, Dennis | 1986, '87, '88, '89 | Haaser, Steven L. | 1972, '73 |
| Fletcher, Jeff | 1999, 2000, '01, '02 | Hadley, Ray C. | 1925, '27, '28 |
| Flowers, Jeromy | 1998 | Hagedorn, Brad | 1997, '98, '99, '00 |
| Forrest, TJ | 2009, '10 | Hagedorn, Brett | 2001, '02, '03, '04 |
| Forsythe, Logan | 2006, '07, '08 | Haizlip, Ralph | 1926, '27, '28 |
| Foster, Herbert R. | 1957 | Hall, Caton | 2003, '04 |
| Foster, Pat Duane | 1959, '60, '61 | Hall, H.C. | 1959, '60 |
| Foster, Rodney | 1992 | Hall, Zack | 2010, '11 |
| Foster, Virgil Lynn | 1966 | Hamblin, Danny | 2004, '05, '06, '07 |
| Foundren, Price | 1927, '28, '29 | Hamilton, Jim | 1994 |
| Fox, Ryan | 2001, '02, '03 | Hancock, Doy | 1924, '25 |
| Franks, Lance | 1996, '97 | Hannahs, Gerald | 1971, '72, '73, '74 |
| Freeman, Wallace Britton | 1964, '65 | Hargroves, Willie | 1977, '78 |
| Fry, Jeff | 1993 | Harper, Arvis | 1976, '77, '78 |
| Fulmer, Doyle | 1928 | Harper, Bland Robert | 1965 |
| Fuqua, Jason | 2010 | Harris, Gary | 1990 |
| G | | Harris, Kyle | 1992, '93, '94 |
| Gaffney, W.C. | 1919, '20, '21 | Harris, Ray | 1985, '86, '87, '88 |
| Garcia, Rudy | 1982, '83, '84 | Harrison, Brett | 1983, '84 |
| Gardner, Jarrett | 2002, '03 | Hartman, Jim | 1985 |
| Garrett, John Doyle Jr. | 1956 | Harvill, Jeff | 2011 |
| Garrison, Johnny | 1950 | Hatfield, Kenneth Wahl | 1963, '64, '65 |
| Gatling, Tom | 1908 | Hauskey, Thomas | 2007, '08, '09, '10 |
| Geis, Clarence | 1928 | Haynie, Arnold Augustus | 1962, '63, '64 |
| Gentry, Aaron | 1994 | Haynie, Bracey | 1922, '23 |
| Gentry, Craig | 2005, '06 | Hays, Ben | 2011 |
| Geren, J.M. | 1913 | Heather, Scott | 1997, '98 |
| | | Heatley, Jeremy | 2009, '10 |

| | | | |
|---------------------------|---------------------|---------------------------|----------------------|
| Helton, Keith | 1984, '85, '86, '87 | Hunt, Claude Ruse | 1957 |
| Hemm, Jeff | 1975, '76, '77, '78 | Huntze, Rick | 1983, '84, '85 |
| Hemm, Warren | 1975, '76 | Hum, David | 2006 |
| Henderson, DeMatt | 1899, 1900, '01 | Hurley, Scott | 1998, '99 |
| Hendricks, Charles Lowber | 1947, '48 | Hyatt, Robert F | 1905, '06, '08 |
| Hendey, Waldersee | 1921 | Hyson, Cole | 1989 |
| Hennell, John | 1978, '79, '80, '81 | I | |
| Hennesey | 1911 | Isaacson, Charlie | 1999, 2000, '01, '02 |
| Henson, James W. | 1972 | J | |
| Henry, Thomas Walter | 1966 | Jackson, Jeremy | 1997 |
| Hernandez, Darin | 1986 | Jackson, Mark | 1983, '84, '85 |
| Hester, Bart | 1998, '99, 2000 | Jacobs, Robert | 1924, '26 |
| Hicks, Quazar | 1994 | Jamerson, Charles | 1919, '20, '21 |
| Highfill, H.H. | 1912 | Jamerson, D.C | 1922 |
| Hill, Thomas Jasper Jr. | 1964 | Jameson, Jasen | 1994 |
| Hill, Travis | 2007, '08 | Jay, Jim Wilbur | 1963, '64 |
| Hilton, Howard | 1984, '85 | Jenkins, John | 1973 |
| Hindman, Randy | 1982 | Jennings, Archie Winthrop | 1966 |
| Hinds, Hubert | 1919, '20 | Jester, Joe | 1997, '98, '99 |
| Hines, Glen Ray | 1989 | Johnson, Charles | 1965 |
| Hinske, Eric | 1996, '97, '98 | Johnson, Danny | 1980 |
| Hinton, Percy | 1911, '12, '13 | Johnson, Mark | 1990, '91 |
| Hobson, Edward Louis | 1957, '58, '59 | Jones, Ben | 1943, '44 |
| Hobson, Todd | 1989, '90 | Jones, Donald Gilbert | 1956, '57 |
| Hode, Scott | 2002, '03, '04, '05 | Jones, Gary | 1982 |
| Hoeffer, Jeff | 2000, '01 | Jones, Mark A. | 1969, '70 |
| Hogan, Gary Jr. | 2000, '01, '02 | Jones, Randall E. | 1972, '73, '74 |
| Hollensworth, Chris | 2005, '06 | Jones, Sean | 2007, '08 |
| Holloway, Max Marvin | 1958, '59, '60 | Joiner 1902 | |
| Holloway, Trey | 2004, '05, '06 | Julius, Jacob | 2007 |
| Holt, Henry Cecil | 1912 | K | |
| Hom 1906, '09 | | Kauffman, Rob | 1977, '78, '79, '80 |
| Hon, Jackson | 1925 | Kearns, Walter Lewis | 1951, '52, '53 |
| Hopkins, Thomas Hugh | 1966, '67, '68 | Kee, Kevin | 1985, '86 |
| Horn, Jack | 1908 | Keeter, Daniel R. | 1970 |
| Horne, David Buford | 1959, '61 | Keith, Charles | 1908 |
| Horton, Donald Clyn | 1956, '57, '58 | Kelly, E.L. | 1897 |
| Horton, Ralph H. | unknown | Kemp, Jarrell R. | 1921 |
| Hotchkiss, Henry | 1910 | Kent, Elmore | 1922, '23 |
| Houck, Jeff | 1990, '91, '92, '93 | Kerns, Keith | 1985 |
| House, Herbert Claude | 1967, '68 | Kerr, John Herman | 1958, '59, '60 |
| House, Jacob | 2008, '09 | Keuchel, Dallas | 2007, '08, '09 |
| Howard, Fred | 1970 | Kilgallen, Richard | 1947, '48, '49 |
| Hreha, Dan | 1989, '90, '92 | Kindle, Judd | 2003 |
| Hrozek, Wayne | 2006, '07 | King, Bryan | 2000 |
| Huchingson, Stuart | 1979, '80, '81 | King, C.H. | 1922 |
| Huddleston, Jeff | 1978, '79, '80 | | |
| Hughes, Bob | 1993, '94 | | |
| Hughes, Howard | 1947, '48 | | |



Clay Goodwin



ALL-TIME LETTERMEN

| | | | |
|--------------------------|----------------------|---------------------------|---------------------|
| King, Cyrus | 1923, '24, '25 | Martin, E.G. | 1898 |
| King, Dave | 1979 | Martin, Mike | 1978, '79 |
| King, Jeff | 1984, '85, '86 | Masanda, Daren | 1994, '95, '96 |
| Kirby, Brian | 1998, '99, 2000, '01 | Mason, Donald | 1965, '66 |
| Kirk, Scott | 1978 | Masters, David | 2012 |
| Kirkland, Mike | 1973, '74 | Matheson, Derek | 1996, '97, '98, '99 |
| Kizer, Roland | 1919, '20 | Matthews, Walter Ray | 1954, '55, '56 |
| Klein, Mike | 1994 | McAllister, Leslie Edward | 1967, '69 |
| Kline, Richard | 1964, '65 | McAlvain, Jarred | 1996 |
| Korbal, Kendall | 2008 | McCann, James | 2009, '10, '11 |
| Kowalchuk, Christian | 2009, '10 | McCaughtry, Floyd | 1960, '61 |
| Kraus, Ralph | 1983, '84, '85, '86 | McClain, Mark | 1976, '77 |
| Kreder, Monk | 2010 | McClure, Dave | 1980, '81 |
| Kregal, Horace | 1927 | McConnell, Jason | 1995, '96, '97 |
| Kremers, Jim | 1985, '86, '87, '88 | McConnell, Kirk | 2002, '03 |
| Kretschmar, James Joseph | 1955, '56 | McCorquodale, Knox | 2005 |
| Kreymborg, Mike | 1979 | McCowan | 1902 |
| Krueger, Steve | 1979, '80 | McCrotty, Wes | 1998, '99, 2000 |
| Kuhn, Collin | 2009, '10, '11 | McCullough, William Glenn | 1923 |

L

| | | | |
|-------------------------|---------------------|--------------------------|----------------------|
| Lacey, Shaun | 1977, '78 | McDaniel, Dale | 1979 |
| Lahay, Bruce | 1978 | McDaniel, Larry L. | 1972 |
| Laird, Tony | 1983, '84 | McDaniel, Travis | 1997, '98, '99, 2000 |
| Lamberth, John | 1973 | McGaha, Mel | 1947, '48 |
| Lambeth, Dan | 1982, '84 | McGehee, Mel | 1945, '47, '48 |
| Lancaster, Les | 1982, '83, '84 | McGurk, Pat | 1980 |
| Land, Lee | 2005 | McHale, Robert | 1979, '80 |
| Leach, Aaron | 1998 | McHan, Lamar | 1952, '53 |
| Leavitt, Chase | 2008, '09 | McKenzie, James Horace | 1961 |
| Lee, Cliff | 2000 | McKinney, Jarrod | 2009, '10, '11 |
| Lenox, Greg | 1971 | McKissack, Stephen Louis | 1967 |
| Lennerton, Ryan | 2004 | McLelland, Brian | 2004, '05, '06, '07 |
| Leraris, Justin | 2001, '02 | McNemer, Phil | 1908, '09 |
| Leuppe, Ed | 1981, '82, '83 | McNiel, Donald | 1975, '76, '77 |
| Leverette, Edward Vaulx | 1988, 1905 | McReynolds, Kevin | 1979, '80, '81 |
| Ley, Stan | 1971, '72 | McShane, Mickey Paul | 1964, '65 |
| Lidell, Finessee | 1909, '10 | Mercado, Jose Egardo | 1951 |
| Liles, Greyson | 1989, '90, '91 | Merrill, Bubbs | 2004 |
| Limbocker, Scott | 2007, '09 | Merryman, Josh | 2000, '01, '02, '03 |
| Lindsey, James Edgar | 1964, '65 | Methvin, Garrett | 2010 |
| Linebarier, Bobby Joe | 1951 | Milburn, Frank H. | 1923, '24 |
| Lipsmeyer, David | 1978 | Milford, Clinton G. | 1909, '10, '11 |
| Little, Blake | 1990, '91 | Miller, Donald L. | 1950, '51 |
| Loggins, Mike | 1983, '84, '85 | Miller, Grady | 1908, '09, '10, '11 |
| Lollar, Tim | 1977, '78 | Miller, John | 1983, '84 |
| Long, Frances Jones | 1952, '53, '54 | Miller, Ray | 1995 |
| Long, Gordon | 1947, '48, '49 | Miller, Richard L. | 1972, '73, '74 |
| Longonitti, Henry P. | 1947 | Milwee, F.B. | 1913 |
| Longoria, Keith | 1981, '82 | Mitchell, Bruce | 1971, '72, '73, '74 |
| Loseke, Scott | 1982, '83 | Mitchell, S.D. | 1921 |
| Lubker, Herman | 1947 | Mobbs, Jimmy | 2003 |
| Lundquist, Dennis | 1974, '75 | Mont, Theodore Jr. | 1961, '62, '63 |
| Lundquist, Ryan | 1996, '97, '98, '99 | Montgomery, Bill | 1975, '76 |
| Lundquist, Tim | 1976, '77 | Moody, Billy Joe | 1962 |
| Lunney, Barry Jr. | 1993, '94, '95, '97 | Moore, Brandon | 2011, '12 |
| Lusker, Chris | 1985 | Moore, Kenderick | 1993, '94, '95, '96 |
| Lutes, Charles, Russell | 1953 | Moore, Rod | 1986, '87 |
| Lyles, Robert Earl | 1956 | Moore, Ron | 1989, '90, '91 |
| Lyles, Tigger | 2001 | Mooty, James Wesley | 1958 |
| Lynch, Cade | 2011, '12 | Morarity, Mike | 1996, '97, '98, 2000 |
| Lyon, Earl | 1926 | Morris, Jacob | 2011, '12 |
| Lyons, Scott | 2008, '09 | Morris, William T. | 1972, '73 |
| Lyons, W.A. | 1922, '23 | Mosley, Tim | 1995 |

M

| | | | |
|-----------------------|----------------|------------------------|----------------|
| Maday, Daryl | 2004, '05, '06 | Muldoon, Allen Mike | 1967 |
| Magness, James Edward | 1963, '64 | Mulhollen, Danny Byron | 1962, '63, '64 |
| Mahaffey, Alan | 1995 | Mulvaney, Brad | 1994, '95, '96 |
| Mahan, Jacob | 2012 | Murphree, Aaron | 2007, '08 |
| Mahler, James | 2008 | Murphy, Bill | 1974 |
| Manatt, Jared | 1999, 2000 | Murphy, Gary | 1984, '85 |
| Marshall, David | 1969, '70, '71 | Murphy, Jon | 2000 |
| Marquardt, John Henry | 2005, '06 | Murphy, Sam | 2008, '09, '10 |
| | | Muse, Preston | 1926 |
| | | Myers, Ed | 1981, '82 |



James McCann

N

| | | | |
|-------------------|----------------|----------------------|---------------------|
| Nauman, John | 1971, '73 | Pohle, Ike | 1998, '99 |
| Neal, Tommy A. | 1972, '73 | Pomeroy, Kyle | 2002, '03 |
| Nelson, Peyton | 2000 | Porter, A.W. | 1926 |
| Newland, Josh | 2000 | Porter, Tom | 1947, '48, '49 |
| Newman, Willie | 1988 | Pose, Scott | 1987, '88, '89 |
| Newton, C.B. Jr. | 1958, '59 | Potts, Thomas | 1898 |
| Nix, Bobby | 1965 | Powell, David | 1982, '83 |
| Nix, Lowell Edsel | 1952, '53, '54 | Pratt, Haas | 2003, '04 |
| Norcott, A. | 1912, '13 | Pratt, Jordan | 2010 |
| Norton, Delbert | 1902 | Preston, Doyle | 1993, '94 |
| Nosari, Eldon Joe | 1958, '59, '60 | Pridemore, Harold C. | 1951 |
| Nutt, Jeff | 2007, '08 | Pryor, Michael Scott | 1968, '69, '70, '71 |
| Nye, Elmer Lloyd | 1967 | Pryor, Shap Hanner | 1952, '53 |
| Nye, Richie | 1996 | Ptak, V. James | 1919, '20 |
| Nye, Rodney | 1998, '99 | Pufall, Ed | 1974, '75 |
| | | Pugh, Dennis | 1973, '74 |
| | | Pyle, Jason | 2003 |

O

| | | | |
|----------------------|----------------|--|--|
| Odom, Tony | 1982 | | |
| Oliver, Chris | 2012 | | |
| Oliver, Thomas P. | 1929 | | |
| Oquist, Mike | 1987, '88, '89 | | |
| Ormsby, Ban | 1976 | | |
| Osborn, Donald Jr. | 1965 | | |
| Osmon, Scott | 1989 | | |
| Overbey, Rogers | 1955, '56, '57 | | |

P

| | | | |
|-----------------------|---------------------|--|--|
| Pagnozzi, Tom | 1983 | | |
| Palen, Mike | 1992, '93 | | |
| Parker, Blake | 2004, '05, '06 | | |
| Parker, Steve | 1986 | | |
| Parsons, Jeff | 1993, '94, '95 | | |
| Patterson, Dave | 1985, '86 | | |
| Paul, Kortney | 1991, '93 | | |
| Paulsen, Larry | 1970, '71, '72, '73 | | |
| Payne, Buck | 1916 | | |
| Peace, John | 1971 | | |
| Pearson, Jeffrey Lynn | 1964, '65, '66 | | |
| Pellow, Kit | 1995, '96 | | |
| Perdue, Monroe | 1922 | | |
| Person, Robert | 1988 | | |
| Peters, Darrell | 1959, '60 | | |
| Peters, Tim | 1986, '87 | | |
| Peters, Tony | 1986 | | |
| Phelan, Brian | 1996, '97 | | |
| Phillips, Jimmy | 1987 | | |
| Pierce, Chad | 2008 | | |
| Piskor, Kirk | 1989, '90, '91 | | |
| Pittman, Donald | 1898 | | |
| Pitts, Nick | 2000, '01, '02, '03 | | |
| Pogue, Doug | 1974 | | |

Q

| | |
|-----------------|---------------------|
| Quarnstrom, Rob | 1995, '96, '97, '98 |
|-----------------|---------------------|

R

| | |
|-------------------------|---------------------|
| Raether, Pete | 1989, '91 |
| Ragland, H.S. | 1902 |
| Rankin, Jeremy | 2000, '01 |
| Ray, Johnny | 1978, '79 |
| Rayder, Jan Wayne | 1955, '56, '57 |
| Raynor, Arthur | 1927, '28, '29 |
| Reagan, Stephen Earl | 1967, '68 |
| Reese, Ken | 1987, '88 |
| Reeves, John Clay | 2012 |
| Renfro, Elza | 1924 |
| Reves, Arch | 1905 |
| Reyes, Mark | 2012 |
| Reynolds, Matt | 2010, '11, '12 |
| Reynolds, Ronn | 1979, '80 |
| Rhoades, Barton R. | 1972 |
| Rhoads, Chris | 2006, '07 |
| Rhodes, Dave | 1977, '78 |
| Rice, Jacob | 2011 |
| Rice, Pat | 1984, '85, '86 |
| Richards, Stephen | 2007, '08, '09 |
| Richardson, Bryant | 1994 |
| Richardson, Derrick | 1984, '85 |
| Richmond, Jonathan | 2001, '02, '03 |
| Riethmaier, Matt | 1998, '99, 2000 |
| Riley, Justin | 2000 |
| Rinehart, Jimmy Jarrell | 1951, '52 |
| Robbins | 1905 |
| Roberts, Derek | 1998 |
| Roberts, Norm | 1982, '83, '84, '85 |
| Robertson, O. Leland | 1920, '22, '23 |

ALL-TIME LETTERMEN



| | | | | | | | |
|------------------------|---------------------|--------------------------|-----------------------|---------------------------|----------------------|---------------------------------|---------------------|
| Robinson, Kyle | 2010, '11 | Starkey, Chuck | 1980 | Wallace, Ed | 1978, '79 | Williams, Paul X | 1927, '28, '29 |
| Robinson, Mike | 1981, '82, '83 | Stephens, Bob | 1976 | Wallace, George | 1922 | Williams, Reggie | 1995, '96 |
| Robison, Stephen | 2004, '05, '06, '07 | Stephens, G.K. | 1988 | Wallace, Larry | 1976, '77, '78, '79 | Williams, Robert James | 1949, '50, '51 |
| Roby, Ellis | 1983, '84, '85 | Stephens, Jason | 1996 | Walling, David | 1998, '99 | Willis, Billy Don | 1967, '68 |
| Rock, Mike | 1981, '82, '83 | Stricklin, Clayborne Jr. | 1968, '69 | Wanger, Fred | 1969, '70 | Wimot, J.C. | 1898 |
| Roehl, Scott | 2001, '02, '03 | Stidham, Phillip | 1989, '90, '91 | Ward, Jim | 1982, '83, '84 | Wilmoth, John Alan | 1968 |
| Rogers, Brian | 1994, '95, '96, '97 | Stillwell, Rod | 1988, '89 | Warram, James | 1925 | Wilson, Andy | 1996 |
| Rogers, Kenny | 1980, '81 | Stinson, Ryan | 1992, '93 | Warrior, Manual | 1978, '79 | Wilson, Doyle | 1985, '86 |
| Rogers, Marty | 1980, '81 | Stoakes, Sid | 1909, '10 | Washburn, Kyle | 2000, '01 | Wilson, Gary | 1982 |
| Rogers, Ted Don | 1957 | Stolzer, Robert | 1957, '58 | Washington, Fredy Lee | 1968 | Wilson, Joe Bill | 1954 |
| Rogerson, J.B. | 1920, '21 | Stout, S.R. | 1911, '12, '13 | Watkins, David | 1992 | Wilson, Roger | 1988 |
| Roller, Robert Michael | 1966 | St. Pierre, Robert | 1953 | Watkins, James | 1902 | Wilson, Tommy | 1909, '10, '11 |
| Rose, Glen | 1927, '28 | Suggs, Colby | 2011, '12 | Watts, Kern | 2004 | Wise, Jake | 2011, '12 |
| Rosson, Sam | 1926 | Sutton, Mark | 1976 | Watson, J.T. | 1905, '06, '08 | Wishy, Andrew | 2001, '02, '03 |
| Rowlett, Casey | 2004, '05 | Swope, Mark | 1988, '89, '90 | Watson, John R. | 1905, '06 | Wofford, Tim | 1982, '83 |
| Rucker, Charles | 1925 | | | Watson, Michael | 1976 | Wood, David | 1974 |
| Rucker, Jeff | 1924, '25, '26 | T | | Weatherford, Luke | 2001, '02 | Wood, Roy | 1912, '13 |
| Rucker, Paul | 1934, '35 | Tabor, Scott | 1979, '80, '81, '82 | Weaver, Gary Francis | 1960, '61, '62 | Woodruff, Jim | 1970 |
| Ruckerman, Charles | 1923, '24, '25 | Taft, Steve | 1990, '91, '93, '94 | Webb, Richard | 1981 | Woodruff, Patrick | 2002 |
| Ruder, Russ | 1981 | Talbot, Jeremy | 1996 | Weckel, Wilfin R. | 1973 | Woods, Jeremy | 1995, '96 |
| Russell, Zac | 2010 | Tejcek, Jim | 1989 | Wehrle, Kendall | 2009 | Woods, Scott | 2001, '02 |
| | | Thomas | 1902 | Welker, Brad | 2007 | Workman, Richie | 1993, '94, '95, '96 |
| S | | Thomas, Don | 1986, '87, '88, '89 | Wells, Justin | 2008, '09 | Wright, A.E. | 1909 |
| Sample, Charles | 1910 | Thomas, Everett William | 1956, '57, '58 | Wells, S.R. | 1912 | Wright, Dan | 1997, '98, '99 |
| Sample, Travis | 2009, '10 | Thomas, O.C. | 1912 | Welsh, Jack | 1997, '98, '99, 2000 | Wright, Myron Ernest | 1964, '65, '66 |
| Sanburn, Nolan | 2011, '12 | Thomas, Reggie | 1980, '81 | Westerside, Kenneth | 1967 | Wright, Tyler | 2012 |
| Sawatski, Jay | 2003, '04 | Thomas, Richard | 1992 | Westphal, Robbie | 1954, '55 | Wyles, Bill | 1970, '71 |
| Sayles, Rickey | 1964 | Thomas, Tim | 1989, '90, '92 | Wheller, Jerry Thomas | 1961, '62 | | |
| Schalchlin, George W. | 1912 | Thomason, Dewey Jr. | 1947, '48, '49, '50 | Whillock, Jack | 1962, '63, '64 | Y | |
| Schaufele, Louis J. | 1949, '50, '51 | Thomason, Joe Henry | 1954, '55, '56 | Whitaker, Ryan | 1991, '92, '93 | Yost, Matt | 2003 |
| Schmidt, Nick | 2005, '06, '07 | Thompson, Burl | 1929 | White, Justin | 2004 | Young, Clint | 1910, '11 |
| Schoonover, Wear | 1929 | Thompson, Clark | 1908 | Whitekiller, Jerel | 1998 | Young, Donald | 1948 |
| Schranz, Jeff | 1981, '83 | Thompson, Gerald | 1978 | Wild, Michael | 2006 | Youngblood, Jon | 2000 |
| Scott, H.A. | 1969, '70, '71 | Thompson, Henry | 1976, '77, '78 | Wilkinson, Lyle Allen Jr. | 1952, '53, '54 | | |
| Scott, John T. | 1902 | Thorne, Matt | 2000 | Wilkinson, Spencer | 1987 | Z | |
| Secrist, Brad | 2007 | Tidwell, Chad | 1995, '96 | Wilkins, Andy | 2008, '09, '10 | Zacher, Todd | 1980, '81 |
| Seibert, Shaun | 2005, '06, '07, '08 | Tiffee, Ronald C. | 1966, '67, '68 | Wilkins, Charles | 1925, '26 | Zambrana, Luis | 1979, '80 |
| Serrano, Joe | 2012 | Tisher, Mitch | 2000 | Willard, Matt | 2006, '07 | Zane, Kelly | 1987, '88 |
| Seward, Tim | 1981, '82 | Todd, Jess | 2007 | Williams, Allen | 1991, '92, '93, '94 | | |
| Shaddy, Chris | 1980, '81, '82 | Tompkins, C.H. | 1909, '10, '11 | Williams, Alvin Lee | 1947, '48 | *Current Players in Bold | |
| Shawgo, Jack Edwin | 1949, '50 | Toops, Brady | 2002, '03, '04 | Williams, Chris | 2003 | | |
| Sheredy, Kevin | 1994, '95 | Trainor, Kendall | 1986, '87, '88 | Williams, Darrell Dean | 1960, '61, '62 | | |
| Sherrill, Tim | 1986, '87 | Trapp, Charles | 1930 | Williams, David Lee | 1968, '69, '70, '71 | | |
| Shock, Billy | 1980 | Trigg, J.W. | 1903 | Williams, Jarrell | 1959, '60, '61 | | |
| Shoptaw, Britt | 1988 | Trigg, Tom | 1905 | Williams, L.J. | 1919, '20, '21 | | |
| Sisco, Mike | 1986, '87 | Trimble, Claud | 1928, '29 | Williams, Michael | 1973, '74 | | |
| Skeels, Andy | 1986, '87 | Triplett, Gerald | 1903 | Williams, Paul | 1968, '69, '70, '71 | | |
| Skeels, David | 1992, '93, '94, '95 | Troglin, Mike | 1990 | | | | |
| Skinner, Joe | 2004 | Tschepikow, Ben | 2005, '07, '08, '09 | | | | |
| Slembarski, Ron | 1983 | Tucker, Jeff | 1992 | | | | |
| Smalling, Tim | 2007, '08 | Tyra, John | 1966, '67, '68 | | | | |
| Smith, Austin | 1925 | | | | | | |
| Smith, C.S. | 1913 | V | | | | | |
| Smith, Don Roy | 1956, '57, '58 | Van Every, Lynn | 1986 | | | | |
| Smith, James Howard | 1950, '51, '52 | Van Horn, Dave | 1982 | | | | |
| Smith, Jarrette Dean | 1950 | Vann, S. | 1910 | | | | |
| Smith, Josh | 2005, '06 | Vaske, Terry | 1992 | | | | |
| Smith, Thurman Jr. | 1970, '72, '73 | Vent, Kevin | 1998 | | | | |
| Smyly, Drew | 2009, '10 | Verhage, Terry | 1968, '69, '70, '71 | | | | |
| Smyor, C.P. | 1898 | Vidmar, Ed | 1980, '81 | | | | |
| Snowden, Greg | 1973, '74 | Villanueva, Eddie | 1971 | | | | |
| Soden, James Paul | 1962, '63, '64 | Vincenheller, G. Aston | 1898, '1902 | | | | |
| Spence, Jeff | 1977, '78 | Vincent, Farrell | 1971 | | | | |
| Spence, Thad Burke | 1948 | Vinson, Matt | 2010, '11, '12 | | | | |
| Spikes, James L. | 1920, '21, '24 | | | | | | |
| Springston, Cliff | 2008 | W | | | | | |
| Stafford, Joe Herman | 1965, '66, '67 | Wachter, Scott | 1980, '81 | | | | |
| Stall, Carl | 1992, '93 | Wagner, Matt | 1991, '92 | | | | |
| Stallings, Matt | 2004 | Wales, Ted | 1970, '71, '72 | | | | |
| Standley, Billy Glenn | 1967, '68, '69 | Walker, Brian | 2005, '06, '07 | | | | |
| Stanek, Ryne | 2011, '12 | Walker, Brian | 1992 | | | | |
| Stanley, J.H. | 1905 | Walker, Clint | 1996 | | | | |
| Stanley, John | 1979, '80 | Walker, Doug | 1991 | | | | |
| Stanley, Tom | 1903, '06 | Walker, Johnny | 1975 | | | | |



Drew Smyly



TEAM RECORDS

BATTING

Batting Average

| Season: | | |
|---------|------------------|------------|
| Rank | Total (H/AB) | Year/Games |
| 1. | .341 (723/2118) | 1997 / 56 |
| 2. | .334 (593/1775) | 1984 / 56 |
| 3. | .326 (740/2273) | 1987 / 68 |
| 4. | .325 (548/1995) | 1990 / 62 |
| 5. | .321 (704/2192) | 1985 / 66 |
| 6. | .316 (666/2110) | 1998 / 59 |
| 7. | .313 (655/2123) | 1996 / 59 |
| 8. | .3123 (525/1681) | 1982 / 57 |
| 9. | .3122 (533/1707) | 1981 / 52 |
| 10. | .309 (240/777) | 1973 / 28 |

At Bats

Game: 67, Texas A&M - 5/5/89

| Season: | | | |
|---------|-------|--------------|---------|
| Rank | Total | Year / Games | Avg./Gm |
| 1. | 2402 | 2004 / 69 | 34.81 |
| 2. | 2339 | 1999 / 65 | 35.98 |
| 3. | 2276 | 2010 / 64 | 35.56 |
| 4. | 2273 | 1987 / 68 | 33.43 |
| 5. | 2247 | 2012 / 68 | 33.04 |
| 6. | 2233 | 1989 / 67 | 33.33 |
| 7. | 2207 | 2009 / 65 | 33.95 |
| 8. | 2203 | 2007 / 64 | 34.42 |
| 9. | 2192 | 1985 / 66 | 33.21 |
| 10. | 2187 | 2002 / 63 | 34.71 |

Runs

Inning: 14, Saint Louis (1st) - 4/7/10

Game: 33, Southwest Baptist - 3/21/84

| Season: | | | |
|---------|-------|--------------|---------|
| Rank | Total | Year / Games | Avg./Gm |
| 1. | 589 | 1997 / 56 | 10.52 |
| 2. | 575 | 1987 / 68 | 8.46 |
| 3. | 543 | 1985 / 66 | 8.23 |
| 4. | 529 | 1999 / 65 | 8.14 |
| 5. | 498 | 1998 / 59 | 8.44 |
| 6. | 482 | 1988 / 62 | 7.77 |
| 7. | 481 | 2010 / 64 | 7.52 |
| | 481 | 2007 / 64 | 7.52 |
| 9. | 477 | 1996 / 59 | 8.08 |
| 10. | 466 | 1989 / 67 | 8.96 |

Hits

Game: 32, Southwest Baptist - 3/21/84

| Season: | | | |
|---------|-------|--------------|---------|
| Rank | Total | Year / Games | Avg./Gm |
| 1. | 740 | 1987 / 68 | 10.88 |
| 2. | 723 | 1997 / 56 | 12.91 |
| 3. | 705 | 1999 / 65 | 10.85 |
| 4. | 704 | 1985 / 66 | 10.66 |
| 5. | 697 | 2010 / 64 | 10.89 |
| | 697 | 2004 / 69 | 10.10 |
| 7. | 686 | 1989 / 67 | 10.24 |
| 8. | 666 | 1998 / 59 | 11.29 |
| 9. | 655 | 1996 / 59 | 11.10 |
| 10. | 643 | 2005 / 61 | 10.54 |

Doubles

Game: 11, Texas Tech - 4/13/85

| Season: | | | |
|---------|-------|--------------|---------|
| Rank | Total | Year / Games | Avg./Gm |
| 1. | 172 | 1987 / 68 | 2.53 |
| 2. | 168 | 1997 / 56 | 3.00 |
| 3. | 153 | 1999 / 65 | 2.35 |
| 4. | 142 | 1998 / 59 | 2.41 |
| | 142 | 1989 / 67 | 2.12 |
| 6. | 139 | 1985 / 66 | 2.11 |
| 7. | 135 | 2007 / 64 | 2.11 |
| 8. | 133 | 2005 / 61 | 2.18 |
| 9. | 130 | 2010 / 64 | 2.03 |
| 10. | 127 | 1996 / 59 | 2.15 |

Triples

Game: 5, 3x, last vs. Memphis - 2/20/87

| Season: | | | |
|---------|-------|--------------|---------|
| Rank | Total | Year / Games | Avg./Gm |
| 1. | 40 | 1979 / 64 | .325 |
| 2. | 38 | 1994 / 57 | .667 |
| | 38 | 1987 / 68 | .559 |
| | 38 | 1983 / 65 | .585 |
| 5. | 35 | 1989 / 67 | .522 |
| | 35 | 1980 / 66 | .530 |
| 7. | 34 | 1993 / 59 | .576 |
| | 34 | 1990 / 62 | .548 |
| | 34 | 1984 / 56 | .607 |
| | 34 | 1985 / 66 | .515 |

Home Runs

Game: 9, Grambling State - 6/4/10

| Season: | | | |
|---------|-------|--------------|---------|
| Rank | Total | Year / Games | Avg./Gm |
| 1. | 92 | 2010 / 64 | 1.44 |
| 2. | 84 | 1999 / 65 | 1.29 |
| 3. | 80 | 2009 / 65 | 1.23 |
| | 80 | 1997 / 56 | 1.43 |
| 5. | 77 | 2008 / 58 | 1.32 |
| 6. | 75 | 2007 / 64 | 1.17 |
| 7. | 74 | 1985 / 66 | 1.15 |
| 8. | 71 | 1998 / 59 | 1.20 |
| 9. | 70 | 1987 / 68 | 1.03 |
| 10. | 64 | 2006 / 60 | 1.07 |
| | 64 | 1988 / 62 | 1.03 |

RBI

Game: 30, South Carolina - 3/30/97
Saint Louis - 4/7/10

| Season: | | | |
|---------|-------|--------------|---------|
| Rank | Total | Year / Games | Avg./Gm |
| 1. | 525 | 1997 / 56 | 9.38 |
| 2. | 498 | 1987 / 68 | 7.32 |
| 3. | 473 | 1999 / 65 | 7.28 |
| 4. | 470 | 1985 / 66 | 7.12 |
| 5. | 459 | 1998 / 59 | 7.78 |
| 6. | 449 | 2010 / 64 | 7.01 |
| 7. | 433 | 2007 / 64 | 6.77 |
| 8. | 420 | 1996 / 59 | 7.12 |
| 9. | 417 | 1988 / 62 | 6.73 |
| 10. | 416 | 1986 / 60 | 6.93 |



Arkansas set a team record with nine home runs in its 19-7 win over Grambling State in the 2010 NCAA Fayetteville Regional. Brett Eibner set a career-high with three round-trippers in the victory.

TEAM RECORDS



Walks

Game: 16, 3x, last vs. Alabama, 5/5/06

Season:

| Rank | Total | Year / Games | Avg./Gm |
|------|-------|--------------|---------|
| 1. | 361 | 1985 / 66 | 5.47 |
| 2. | 355 | 1987 / 68 | 5.22 |
| 3. | 325 | 1999 / 65 | 5.00 |
| 4. | 309 | 1990 / 62 | 4.98 |
| 5. | 304 | 2004 / 69 | 4.41 |
| 6. | 301 | 1988 / 62 | 4.85 |
| 7. | 290 | 1989 / 67 | 4.33 |
| | 290 | 1983 / 65 | 4.46 |
| 9. | 288 | 2007 / 64 | 4.50 |
| 10. | 280 | 1992 / 57 | 4.91 |

Total Bases

Season:

| Rank | Total | Year / Games | Avg./Gm |
|------|-------|--------------|---------|
| 1. | 1198 | 1987 / 68 | 17.62 |
| 2. | 1189 | 1997 / 56 | 21.23 |
| 3. | 1133 | 1985 / 66 | 17.17 |
| 4. | 1125 | 2010 / 64 | 17.58 |
| 5. | 1124 | 1999 / 65 | 17.29 |
| 6. | 1047 | 1998 / 59 | 17.75 |
| 7. | 1012 | 1989 / 67 | 15.10 |
| 8. | 1008 | 2007 / 64 | 15.75 |
| 9. | 1004 | 2004 / 69 | 14.55 |
| 10. | 985 | 1988 / 62 | 15.89 |

Strikeouts

Game: 25, Auburn - 5/19/94

Season:

| Rank | Total | Year / Games | Avg./Gm |
|------|-------|--------------|---------|
| 1. | 518 | 2009 / 65 | 7.97 |
| 2. | 482 | 2007 / 64 | 7.53 |
| 3. | 462 | 2002 / 63 | 7.33 |
| 4. | 454 | 2006 / 60 | 7.57 |
| 5. | 451 | 2004 / 69 | 6.54 |
| 6. | 445 | 2012 / 68 | 6.54 |
| 7. | 441 | 2011 / 62 | 7.11 |
| | 441 | 1999 / 65 | 6.78 |
| 9. | 439 | 2008 / 58 | 7.57 |
| 10. | 423 | 2010 / 64 | 6.61 |

Stolen Bases

Game: 12, Central Missouri State - 2/28/92

Season:

| Rank | Total | Year / Games | Avg./Gm |
|------|-------|--------------|---------|
| 1. | 155 | 1983 / 65 | 2.38 |
| 2. | 142 | 1982 / 57 | 2.49 |
| 3. | 136 | 1999 / 65 | 2.09 |
| 4. | 133 | 1995 / 61 | 2.18 |
| 5. | 123 | 1987 / 68 | 1.81 |
| 6. | 122 | 2011 / 62 | 1.97 |
| 7. | 119 | 1994 / 57 | 2.09 |
| 8. | 117 | 1990 / 62 | 1.89 |
| 9. | 115 | 1993 / 59 | 1.95 |
| | 115 | 1989 / 67 | 1.72 |



Duke Welker posted a 7-5 record with a 3.59 ERA and 80 strikeouts in 97.2 innings in 2007. He was a second-round draft pick of the Pittsburgh Pirates in the 2007 Major League Baseball Draft.

Slugging Percentage

Season:

| Rank | Total | Year / Games |
|------|-------|--------------|
| 1. | .561 | 1997 / 56 |
| 2. | .527 | 1987 / 68 |
| 3. | .517 | 1985 / 66 |
| 4. | .504 | 1984 / 56 |
| 5. | .496 | 1998 / 59 |
| 6. | .494 | 2010 / 64 |
| 7. | .488 | 1988 / 62 |
| 8. | .486 | 1990 / 62 |
| 9. | .485 | 1986 / 60 |
| 10. | .481 | 1999 / 65 |

Sacrifice Hits

Season:

| Rank | Total | Year / Games |
|------|-------|--------------|
| 1. | 56 | 2011 / 62 |
| 2. | 48 | 2012 / 68 |
| | 48 | 2004 / 69 |
| 4. | 45 | 1995 / 61 |
| | 45 | 1982 / 57 |
| 6. | 44 | 1987 / 68 |
| 7. | 43 | 2009 / 65 |
| 8. | 42 | 1976 / 47 |
| 9. | 40 | 2008 / 58 |
| 10. | 39 | 2006 / 60 |

Sacrifice Flies

Season:

| Rank | Total | Year / Games |
|------|-------|--------------|
| 1. | 42 | 1995 / 61 |
| 2. | 40 | 1986 / 60 |
| 3. | 37 | 1991 / 62 |
| | 37 | 1989 / 67 |
| 5. | 34 | 2007 / 64 |
| | 34 | 2004 / 69 |
| 7. | 32 | 2005 / 61 |
| | 32 | 1988 / 62 |
| 9. | 31 | 2012 / 68 |
| | 31 | 1998 / 59 |
| | 31 | 1987 / 68 |

Hit By Pitch

Season:

| Rank | Total | Year / Games |
|------|-------|--------------|
| 1. | 107 | 2007 / 64 |
| 2. | 94 | 2003 / 57 |
| 3. | 93 | 2010 / 64 |
| 4. | 90 | 1999 / 65 |
| 5. | 89 | 2002 / 63 |
| 6. | 74 | 2005 / 61 |
| 7. | 72 | 2000 / 64 |
| 8. | 68 | 2004 / 69 |
| | 68 | 1998 / 59 |
| 10. | 62 | 2012 / 68 |

PITCHING

Innings Pitched

Game: 17.0, Auburn - 5/19/94

Season:

| Rank | Total | Year / Games |
|------|-------|--------------|
| 1. | 621.1 | 2004 / 69 |
| 2. | 613.0 | 2012 / 68 |
| 3. | 580.0 | 2009 / 65 |
| 4. | 578.0 | 1999 / 65 |
| 5. | 576.0 | 1989 / 67 |
| 6. | 574.2 | 2010 / 64 |
| 7. | 569.0 | 2007 / 64 |
| 8. | 567.1 | 1987 / 68 |
| 9. | 565.0 | 2002 / 63 |
| 10. | 546.1 | 1986 / 60 |

ERA (Lowest)

| Rank | Total | Year / Games |
|------|-------|--------------|
| 1. | 2.74 | 1976 / 47 |
| 2. | 2.83 | 2012 / 68 |
| 3. | 2.84 | 1977 / 51 |
| 4. | 2.96 | 1971 / 41 |
| 5. | 3.00 | 1982 / 57 |
| | 3.00 | 1968 / 28 |
| 7. | 3.02 | 1979 / 64 |
| 8. | 3.18 | 1973 / 31 |
| 9. | 3.20 | 2011 / 62 |
| 10. | 3.38 | 1989 / 67 |



TEAM RECORDS

ERA (Highest)

| Rank | Total | Year / Games |
|------|-------|--------------|
| 1. | 6.27 | 2000 / 54 |
| 2. | 6.20 | 1997 / 56 |
| 3. | 5.90 | 1992 / 57 |
| 4. | 5.43 | 1988 / 62 |
| 5. | 5.28 | 1998 / 59 |
| 6. | 5.12 | 1999 / 65 |
| 7. | 5.05 | 1994 / 57 |
| 8. | 4.92 | 2008 / 58 |
| 9. | 4.75 | 1995 / 61 |
| 10. | 4.67 | 2009 / 65 |

Strikeouts

Game: 18, Missouri State - 3/25/09

Season:

| Rank | Total | Year / Games | Avg./Gm |
|------|-------|--------------|---------|
| 1. | 565 | 2007 / 64 | 8.83 |
| 2. | 554 | 1999 / 65 | 8.63 |
| 3. | 551 | 2010 / 64 | 8.61 |
| 4. | 534 | 2012 / 68 | 7.85 |
| 5. | 511 | 2009 / 65 | 7.86 |
| 6. | 506 | 1995 / 61 | 8.49 |
| 7. | 496 | 1987 / 68 | 7.87 |
| 8. | 495 | 1989 / 67 | 7.73 |
| 9. | 480 | 1998 / 59 | 8.30 |
| 10. | 453 | 2006 / 60 | 7.62 |

Walks

Game: 14, Oklahoma State - 4/4/89

Season:

| Rank | Total | Year / Games | Avg./Gm |
|------|-------|--------------|---------|
| 1. | 315 | 1987 / 68 | 5.00 |
| 2. | 314 | 1988 / 62 | 5.56 |
| 3. | 297 | 1999 / 65 | 4.62 |
| 4. | 295 | 1994 / 57 | 5.13 |
| 5. | 290 | 1985 / 66 | 4.78 |
| 6. | 287 | 1980 / 66 | 5.16 |
| 7. | 275 | 1979 / 64 | 4.91 |
| 8. | 264 | 1995 / 61 | 4.43 |
| 9. | 263 | 2000 / 54 | 4.97 |
| 10. | 254 | 1982 / 57 | 5.11 |

Runs Allowed

Game: 25, Oklahoma State - 1948

Season:

| Rank | Total | Year / Games | Avg./Gm |
|------|-------|--------------|---------|
| 1. | 416 | 2000 / 54 | 7.86 |
| 2. | 405 | 1997 / 56 | 7.44 |
| 3. | 397 | 1999 / 65 | 6.18 |
| 4. | 366 | 1998 / 59 | 6.33 |
| 5. | 363 | 2009 / 65 | 5.58 |
| 6. | 355 | 1994 / 57 | 6.18 |
| 7. | 353 | 1992 / 57 | 6.60 |
| 8. | 348 | 1988 / 62 | 6.16 |
| 9. | 344 | 2008 / 58 | 5.93 |
| | 344 | 1987 / 68 | 5.46 |

Earned Runs Allowed

Season:

| Rank | Total | Year / Games | Avg./Gm |
|------|-------|--------------|---------|
| 1. | 338 | 1997 / 56 | 6.21 |
| 2. | 332 | 2000 / 54 | 6.27 |
| 3. | 329 | 1999 / 65 | 5.12 |
| 4. | 316 | 1992 / 67 | 5.90 |
| 5. | 307 | 1988 / 62 | 5.43 |
| 6. | 305 | 1998 / 57 | 5.28 |
| 7. | 301 | 2009 / 65 | 4.63 |
| 8. | 290 | 1994 / 57 | 5.05 |
| 9. | 283 | 2008 / 58 | 4.88 |
| | 283 | 1995 / 61 | 4.75 |

Hits Allowed

Season:

| Rank | Total | Year / Games | Avg./Gm |
|------|-------|--------------|---------|
| 1. | 686 | 2004 / 69 | 9.93 |
| 2. | 624 | 2002 / 63 | 9.94 |
| 3. | 595 | 2009 / 65 | 9.15 |
| 4. | 590 | 1987 / 68 | 9.36 |
| 5. | 581 | 1997 / 56 | 10.67 |
| 6. | 579 | 1999 / 65 | 9.02 |
| 7. | 568 | 2000 / 54 | 10.73 |
| 8. | 567 | 1985 / 66 | 9.34 |
| 9. | 562 | 1994 / 57 | 9.78 |
| 10. | 558 | 2010 / 64 | 8.72 |

Complete Games

Season:

| Rank | Total | Year / Games |
|------|-------|--------------|
| 1. | 34 | 1980 / 66 |
| 2. | 32 | 1979 / 64 |
| 3. | 30 | 1982 / 57 |
| 4. | 29 | 1974 / 43 |
| 5. | 27 | 1976 / 47 |
| 6. | 21 | 1981 / 52 |
| 7. | 18 | 1973 / 31 |
| 8. | 16 | 1984 / 56 |
| 9. | 15 | 1992 / 57 |
| | 15 | 1970 / 32 |

Shutouts

Season:

| Rank | Total | Year / Games |
|------|-------|--------------|
| 1. | 13 | 1977 / 51 |
| 2. | 10 | 2012 / 68 |
| 3. | 9 | 1980 / 66 |
| | 9 | 1979 / 64 |
| | 9 | 1978 / 44 |
| | 9 | 1976 / 47 |
| 7. | 8 | 1986 / 60 |
| 8. | 7 | 2007 / 64 |
| 9. | 6 | 2011 / 62 |
| | 6 | 1989 / 67 |
| | 6 | 1982 / 57 |

Saves

Season:

| Rank | Total | Year / Games |
|------|-------|--------------|
| 1. | 20 | 2011 / 62 |
| 2. | 19 | 2006 / 60 |
| 3. | 17 | 2012 / 68 |
| | 17 | 1989 / 67 |
| 4. | 16 | 2009 / 65 |
| | 16 | 2004 / 69 |
| | 16 | 1987 / 68 |
| 7. | 15 | 1995 / 61 |
| | 15 | 1990 / 62 |
| 9. | 14 | 2002 / 63 |
| | 14 | 1998 / 59 |
| | 14 | 1985 / 66 |

Consecutive Shutouts

4 - 1980 (March 15-16 - 2 DHs)



Barrett Astin was a part of four shutouts for the Arkansas pitching staff during the 2012 season. The Razorbacks finished the season with 10 shutouts, the second-highest single-season total in school history.

TEAM FIELDING

Percentage

Season: .974 - 1989

Assists

Game: 24, Auburn - 5/19/94

Season: 746 - 2012

Putouts

Game: 51, Auburn - 5/19/94

Season: 1839 - 2012

Errors

Game: 7, 4x, last vs. Louisiana Tech - 3/20/01

Season: 115 - 1983

Double Plays

Game: 4, 17 times; last time at Georgia - 4/22/07

Season: 77 - 1985

Triple Plays

Game: 1, 1B Dominic Ficociello to SS Tim Carver at Mississippi State, 3/25/12; 2B Mark Burnett to SS Joe Jester to 1B Rodney Nye vs. Auburn (SEC Tournament), 5/17/98; 2B Brett Harrison to SS Jim Ward to 1B Ralph Kraus vs. Texas (1983 SWC Tournament)

TEAM MISCELLANEOUS

Longest Game, innings

17 innings, Auburn - 5/19/94

Longest Game, time

5:57, vs Texas A&M (16 innings) - 5/5/89

Most Runs, combined

40, Arkansas 32, Saint Louis 8 - 4/7/10

Most Runners Left on Base

19, vs. Tennessee - 4/20/02

Most Wins

Season: 51 - 1985, 1987, 1989

Most Losses

Season: 30 - 2000

Most Consecutive Wins

18 - 2/7/96-3/5/96

Most Consecutive Losses

8 - 4/21/93-5/1/93; 3/24/00-4/9/00

Most Consecutive SEC Wins

10 - 3/21/99-4/11/99

Most Consecutive SEC Losses

18 - 3/12/00-4/28/00

Most Wins to Start Season

18 - 2/7/96-3/5/96

Most SEC Wins

22 - 1999

Most SEC Losses

20 - 2000

ATTENDANCE

Home Game

(Regular Season - tickets sold)

11,462 vs. LSU - 4/9/11

(Regular Season - actual)

11,103 vs. LSU - 4/9/11

Home Series

(Regular season - tickets sold)

30,564 vs. LSU (three dates) - 5/4/07 - 5/6/07

(Regular season - actual)

29,931 vs. LSU (three dates) - 5/4/07 - 5/6/07

Home Total Season

(Tickets sold)

292,734 (38 dates) - 2010

(Actual)

232,218 (38 dates) - 2010

Home Average Season

(Tickets sold)

8,069 (33 dates) - 2007

(Actual)

6,111 (38 dates) - 2010

NCAA Postseason Game

10,027 vs. Florida State - 6/12/04

(NCAA Super Regional at Fayetteville, Ark.)

Attendance: All Games

23,980 vs. Kent State - 6/6/12

(College World Series)



Arkansas has finished in the top five nationally in attendance each of the last eight years, including in 2012 when the Razorbacks ranked second nationally after selling 260,468 tickets, an average of 7,893 tickets sold per game.



INDIVIDUAL RECORDS

INDIVIDUAL BATTING

Games

Season: 68, Haas Pratt, Casey Rowlett - 2004
Career: 246, Danny Hamblin - 2004-07

Batting Average

Season: .429, Zack Cox - 2010
Career: .377, Matt Erickson - 1995-97

At Bats

Game: 9, Scott Pose, Greg D'Alexander vs. Texas A&M - 5/5/89
Season: 269, Rodney Nye - 1999
Career: 940, Danny Hamblin - 2004-07

Runs

Game: 6, Jeremy Jackson vs. Northeastern (Okla.) State - 4/16/97;
Todd Zacher vs. Western Michigan - 2/28/81
Season: 87, Eric Hinske - 1997
Career: 241, Ryan Lundquist - 1996-99

Hits

Game: 6, Jeremy Jackson vs. Northeastern (Okla.) State - 4/16/97;
Jason McConnell vs. Vanderbilt - 3/16/97;
Kenderick Moore vs. Alabama - 5/20/95;
Jeff King vs. Houston - 4/14/84
Season: 102, Zack Cox - 2010
Career: 288, Ryan Lundquist - 1996-99

Doubles

Game: 4, Rodney Nye vs. Louisiana Tech - 3/31/98
Season: 28, Jim Kremers - 1987
Career: 68, Ryan Lundquist - 1996-99

Triples

Game: 2, by many; last by Ryan Fox vs. Georgia - 4/6/03
Season: 12, Troy Eklund - 1989; Johnny Ray - 1979
Career: 20, Ty Bilderback - 1992-95

Home Runs

Game: 3, Brett Eibner vs. Grambling State - 6/4/10;
Tim Smalling at Ole Miss - 4/26/08;
Aaron Murphree vs. Siena - 3/7/08;
Danny Hamblin vs. Oral Roberts - 4/12/05;
Rodney Nye at South Carolina - 5/16/99;
Ryan Lundquist vs. Central Missouri State - 3/4/97;
Scott Epps vs. SMS - 4/30/92;
Kevin McReynolds vs. TCU - 4/27/80;
Greg Snowden vs. Rice - 1974
Season: 24, Ryan Lundquist - 1997
Career: 57, Danny Hamblin - 2004-07

RBI

Game: 9, Ryan Lundquist vs. Central Missouri State - 3/4/97
Season: 82, Jeff King - 1985
Career: 232, Ryan Lundquist - 1996-99

Walks

Game: 5, Jake Dugger vs. Alabama - 5/5/06;
Jim Kremers vs. Northwest Missouri State - 3/4/85
Season: 68, Scott Loseke - 1983
Career: 163, Jake Dugger - 2004-07



Zack Cox holds the UA single-season record for batting average (.429, 2010) and hits (102, 2010).

Strikeouts

Game: 5, Ty Bilderback, Jeff Parsons vs. Auburn - 5/19/94
Season: 73, Brian Kirby - 1999
Career: 235, Danny Hamblin - 2004-07

Stolen Bases

Game: 4, four times; last by Logan Forsythe vs. Ole Miss - 5/19/07
Season: 42, Scott Loseke - 1983
Career: 95, Kenderick Moore - 1992-96

Total Bases

Game: 15, Ryan Lundquist vs. Central Missouri State - 3/4/97
Season: 190, Ryan Lundquist - 1997
Career: 538, Ryan Lundquist - 1996-99

Extra-Base Hits

Game: 4, Brett Eibner vs. Grambling State - 6/4/10;
Andy Wilkins at Oklahoma - 5/30/09;
Danny Hamblin at Oral Roberts - 4/12/05;
Rodney Nye vs. Louisiana Tech - 3/31/98;
Ryan Lundquist vs. Central Missouri State - 3/4/97;
Greg D'Alexander vs. Indiana State - 4/1/90;
Kirk Piskor vs. Wis.-Oshkosh - 3/19/90;
Ralph Kraus vs. TCU - 4/19/85
Season: 50, Andy Skeels - 1987
Career: 131, Ryan Lundquist - 1996-99

Slugging Percentage

Season: .819, Ryan Lundquist - 1997
Career: .694, Jeff King - 1984-86

Hit By Pitch

Game: 3, Collin Kuhn vs. Georgia - 4/18/10
Judd Kindel vs. Kansas St. - 3/10/03;
Jack Welsh vs. Florida - 3/25/00, vs. Centenary - 3/1/00
Season: 25, Collin Kuhn - 2010
Career: 53, Collin Kuhn - 2009-11

Sacrifice Hits

Game: 2, by many; last by Jacob Mahan vs. South Carolina - 6/18/12
Season: 11, Jeff Houck - 1992
Career: 36, Jeff Houck - 1990-93

Sacrifice Flies

Game: 2, 10 times; last by Collin Kuhn at Auburn - 3/20/11
Season: 12, Greg D'Alexander - 1989
Career: 20, Greg D'Alexander - 1987-90

INDIVIDUAL PITCHING

Wins

Season: 13, Steve Krueger - 1980;
Rich Erwin - 1979
Career: 34, Scott Tabor - 1979-82

Appearances

Season: 36, Phillip Stidham - 1989, 1991
Career: 105, Phillip Stidham - 1989-91

Innings Pitched

Game: 11.2, Charlie Corbell vs. Rice - 1983
Season: 124.0, Nick Schmidt - 2007;
Rich Erwin - 1979
Career: 383.1, Charley Boyce - 2003-06

Strikeouts

Game: 17, Jess Todd vs. South Carolina (SEC Tournament) - 5/24/07
Season: 155, David Walling - 1999
Career: 345, Nick Schmidt - 2005-07

Walks

Game: 9, John Cebuhar vs. Missouri - 4/27/88;
Steve Parker vs. Rice - 3/15/86
Season: 73, John Cebuhar - 1987
Career: 165, Barry Lunney - 1993-97

INDIVIDUAL RECORDS



ERA

Season: 0.95, Phillip Stidham - 1990
Career: 1.62, Phillip Stidham - 1989-91

Saves

Season: 12, Phillip Stidham - 1989;
Tim Deitz - 1985
Career: 33, Phillip Stidham - 1989-91

Games Started

Season: 20, DJ Baxendale, 2012
Career: 55, Charley Boyce - 2003-06

Complete Games

Season: 11, Steve Krueger - 1979, 1980
Career: 28, Scott Tabor - 1979-82

INDIVIDUAL FIELDING

Putouts

Game: 20, Andy Wilkins vs. Washington State - 5/29/09
Season: 627, Dominic Ficociello - 2012
Career: 1,301, Danny Hamblin - 2004-07

Assists

Game: 10, 2x, last by Bo Bigham vs. Vanderbilt - 3/26/11
Season, infielder: 197, Tim Carver - 2012
Season, outfielder: 11, Jay Carpenter - 1988
Career: 539, Tim Thomas - 1989-92

Errors

Game: 4, Chris Shaddy vs. TCU - 4/27/80
Season: 28, Jason McConnell - 1996
Career: 57, Allen Williams - 1991-94

INDIVIDUAL MISCELLANEOUS

Longest Hit Streak

30 games, Randy Bobb - 1987

Consecutive Hits

10, Craig Gentry - 2005

Consecutive Steals

37, Chris Clark - 1994-97

Fewest Strikeouts (min. 200 AB)

6, Keith Longoria (202 AB) - 1982

Consecutive Strikeouts (start game)

9, Jess Todd - vs. South Carolina - 5/24/07

Consecutive Batters Retired

20, Richie Nye vs. Iowa State - 1996
Tim Deitz vs. Texas A&M - 1983;

Consecutive Scoreless Innings Pitched

29.0, David Walling - 1998

Fewest Walks (season, min. 30 IP)

5, Jarrett Gardner (93.1 IP - 2003)

Fewest Hits (season, min. 30 IP)

12, Bill Bakewell (31 IP), 1977

Fewest Runs (season, min. 30 IP)

6, Colby Suggs (39 IP) - 2012

Fewest Earned Runs (season, min. 30 IP)

4, Bill Bakewell (31 IP) - 1977

Most Defeats (season)

10, Charley Boyce - 2005

Longest Relief Appearance

9.0 IP, Les Lancaster vs. Oral Roberts - 5/9/82

Best Winning Pct. by Pitcher (min. 10 decisions)

1.000, Steve Krueger (13-0) - 1980



Colby Suggs set the Arkansas school record for fewest runs allowed in a season (minimum 30 innings pitched) with six runs allowed in 2012.



Craig Gentry patrolled the Razorbacks' outfield in 2005 and 2006. He set the Arkansas record for most consecutive hits with 10 in 2005.



CAREER BATTING RECORDS

| GAMES | | | DOUBLES | | | RBI | | | STRIKEOUTS | | |
|-------------------------------|------------------|---------|---------------------|------------------|---------|-----------------|------------------|---------|-----------------|------------------|---------|
| Games | Player | Years | 2B | Player | Years | RBI | Player | Years | K | Player | Years |
| 1. 246 | Danny Hamblin | 2004-07 | 1. 68 | Ryan Lundquist | 1996-99 | 1. 233 | Ryan Lundquist | 1996-99 | 1. 235 | Danny Hamblin | 2004-07 |
| 2. 242 | Kenderick Moore | 1992-96 | 2. 62 | Matt Erickson | 1995-97 | 2. 219 | Danny Hamblin | 2004-07 | 2. 224 | Brian Kirby | 1998-01 |
| 3. 239 | Jake Dugger | 2004-07 | 3. 61 | Danny Hamblin | 2004-07 | 3. 204 | Jeff King | 1984-86 | 3. 211 | Jake Dugger | 2004-07 |
| 4. 236 | Jeff Houck | 1990-93 | 4. 60 | Allen Williams | 1991-94 | 4. 184 | Greg D'Alexander | 1987-90 | 4. 168 | Ryan Lundquist | 1996-99 |
| 5. 234 | Don Thomas | 1986-89 | 5. 58 | Brian Kirby | 1998-01 | 5. 180 | Troy Eklund | 1986-89 | 5. 161 | Brett Eibner | 2008-10 |
| 6. 232 | Ryan Lundquist | 1996-99 | 58 | Jim Kremers | 1985-88 | 6. 173 | Eric Hinske | 1996-98 | 6. 151 | Ryan Fox | 2001-03 |
| 7. 228 | Brian Kirby | 1998-01 | 58 | Ralph Kraus | 1983-86 | 173 | Jim Kremers | 1985-88 | 7. 146 | Collin Kuhn | 2009-11 |
| 8. 226 | Ralph Kraus | 1983-86 | 8. 56 | Greg D'Alexander | 1987-90 | 8. 165 | Andy Wilkins | 2008-10 | 8. 138 | Jack Welsh | 1997-00 |
| 9. 223 | Greg D'Alexander | 1987-90 | 56 | Jeff King | 1984-86 | 165 | Brian Kirby | 1998-01 | 9. 137 | Tim Thomas | 1989-92 |
| 223 | Troy Eklund | 1986-89 | 10. 55 | Eric Hinske | 1996-98 | 10. 159 | Jake Dugger | 2004-07 | 10. 132 | Brian Walker | 2005-07 |
| | | | 55 | John Hennell | 1978-81 | | | | | | |
| BATTING AVERAGE (MIN. 300 AB) | | | TRIPLES | | | TOTAL BASES | | | SACRIFICE HITS | | |
| AVG | Player | Years | 3B | Player | Years | TB | Player | Years | SH | Player | Years |
| 1. .377 | Matt Erickson | 1995-97 | 1. 20 | Ty Bilderback | 1992-95 | 1. 538 | Ryan Lundquist | 1996-99 | 1. 36 | Jeff Houck | 1990-93 |
| 2. .373 | Dave Patterson | 1985-86 | 2. 19 | Allen Williams | 1991-94 | 2. 522 | Danny Hamblin | 2004-07 | 2. 24 | Tim Carver | 2009-12 |
| 3. .372 | Jeff King | 1984-86 | 2. 18 | Norm Roberts | 1982-85 | 3. 443 | Jeff King | 1984-86 | 3. 22 | Scott Hode | 2002-05 |
| 4. .358 | Andy Skeels | 1986-87 | 3. 18 | Troy Eklund | 1986-89 | 4. 416 | Greg D'Alexander | 1987-90 | 4. 18 | Scott Bridges | 2002-05 |
| 5. .356 | Randy Bobb | 1987-88 | 4. 17 | Ralph Kraus | 1983-86 | 5. 400 | Kenderick Moore | 1992-96 | 18 | Tim Thomas | 1989-92 |
| 6. .355 | Zack Cox | 2009-10 | 17 | Jason McConnell | 1995-97 | 400 | Ralph Kraus | 1983-86 | 18 | Don Thomas | 1986-89 |
| 7. .350 | Jeff Hoefler | 2000-01 | 6. 15 | Scott Epps | 1989-92 | 7. 399 | Allen Williams | 1991-94 | 7. 17 | James McCann | 2009-11 |
| 8. .349 | Mark Johnson | 1990-91 | 7. 14 | Kevin McReynolds | 1979-81 | 8. 394 | Jake Dugger | 2004-07 | 17 | Allen Williams | 1991-94 |
| 9. .348 | Ryan Hinske | 1996-98 | 14 | Johnny Ray | 1978-79 | 9. 388 | Brian Kirby | 1998-01 | 9. 15 | Bo Bigham | 2009-12 |
| 10. .343 | Scott Loseke | 1982-83 | 14 | Kenderick Moore | 1992-96 | 10. 386 | Troy Eklund | 1986-89 | 15 | Collin Kuhn | 2009-11 |
| | | | 10. 13 | Bubba Carpenter | 1988-91 | | | | 15 | Sean Jones | 2007-08 |
| | | | 13 | John Hennell | 1978-81 | | | | 15 | Kirk McConnell | 2002-03 |
| | | | 13 | | | | | | 15 | Jeff Parsons | 1993-95 |
| AT BATS | | | HOME RUNS | | | EXTRA-BASE HITS | | | SACRIFICE FLIES | | |
| AB | Player | Years | HR | Player | Years | EBH | Player | Years | SF | Player | Years |
| 1. 940 | Danny Hamblin | 2004-07 | 1. 57 | Danny Hamblin | 2004-07 | 1. 131 | Ryan Lundquist | 1996-99 | 1. 20 | Greg D'Alexander | 1987-90 |
| 2. 880 | Kenderick Moore | 1992-96 | 2. 56 | Ryan Lundquist | 1996-99 | 2. 121 | Danny Hamblin | 2004-07 | 2. 18 | Jeff King | 1984-86 |
| 3. 874 | Ryan Lundquist | 1996-99 | 3. 42 | Brett Eibner | 2008-10 | 3. 110 | Jeff King | 1984-86 | 3. 16 | Danny Hamblin | 2004-07 |
| 4. 863 | Jake Dugger | 2004-07 | 42 | Andy Wilkins | 2008-10 | 4. 98 | Brian Kirby | 1998-01 | 4. 15 | Kenderick Moore | 1992-96 |
| 5. 776 | Scott Hode | 2002-05 | 42 | Jeff King | 1984-86 | 5. 97 | Allen Williams | 1991-94 | 15 | Allen Williams | 1991-94 |
| 6. 770 | Jeff Houck | 1990-93 | 6. 39 | Brian Kirby | 1998-01 | 97 | Greg D'Alexander | 1987-90 | 6. 13 | Jack Welsh | 1997-00 |
| 7. 769 | Allen Williams | 1991-94 | 7. 35 | Rodney Nye | 1998-99 | 7. 96 | Ralph Kraus | 1983-86 | 13 | Troy Eklund | 1986-89 |
| 8. 766 | Brian Kirby | 1998-01 | 35 | Greg D'Alexander | 1987-90 | 8. 93 | Troy Eklund | 1986-89 | 8. 12 | Scott Hode | 2002-05 |
| 9. 759 | Jack Welsh | 1997-00 | 9. 34 | Jake Dugger | 2004-07 | 9. 91 | Eric Hinske | 1996-98 | 12 | Eric Hinske | 1996-98 |
| 10. 756 | Bo Bigham | 2009-12 | 10. 33 | Ryan Fox | 2001-03 | 10. 88 | Jim Kremers | 1985-88 | 12 | Kyle Harris | 1992-94 |
| 756 | Tim Carver | 2009-12 | 33 | Kevin McReynolds | 1979-81 | | | | | | |
| HITS | | | SLUGGING PERCENTAGE | | | STOLEN BASES | | | HIT BY PITCH | | |
| Hits | Player | Years | SLG | Player | Years | SB | Player | Years | HBP | Player | Years |
| 1. 288 | Ryan Lundquist | 1996-99 | 1. .695 | Jeff King | 1984-86 | 1. 95 | Kenderick Moore | 1992-96 | 1. 53 | Collin Kuhn | 2009-11 |
| 2. 284 | Danny Hamblin | 2004-07 | 2. .681 | Andy Skeels | 1986-87 | 2. 72 | Scott Bridges | 2002-05 | 2. 52 | Jack Welsh | 1997-00 |
| 3. 282 | Kenderick Moore | 1992-96 | 3. .642 | Kevin McReynolds | 1979-81 | 3. 71 | Allen Williams | 1991-94 | 3. 48 | Ryan Lundquist | 1996-99 |
| 4. 260 | Matt Erickson | 1995-97 | 4. .632 | Rodney Nye | 1998-99 | 4. 68 | Scott Pose | 1987-89 | 4. 34 | Kenderick Moore | 1992-96 |
| 5. 247 | Allen Williams | 1991-94 | 5. .616 | Ryan Lundquist | 1996-99 | 5. 65 | Jeff Houck | 1990-93 | 5. 33 | Joe Jester | 1997-99 |
| 6. 245 | Ralph Kraus | 1983-86 | 6. .608 | Eric Hinske | 1996-98 | 6. 63 | Jeff Parsons | 1993-95 | 6. 32 | Brady Toops | 2002-04 |
| 7. 243 | Greg D'Alexander | 1987-90 | 7. .589 | Andy Wilkins | 2008-10 | 7. 57 | Scott Loseke | 1982-83 | 7. 29 | Casey Coon | 2007-08 |
| 8. 242 | Jake Dugger | 2004-07 | 8. .587 | Brett Eibner | 2008-10 | 8. 50 | Collin Kuhn | 2009-11 | 29 | Scott Bridges | 2002-05 |
| 9. 237 | Jeff King | 1984-86 | .587 | Norm Roberts | 1982-85 | 50 | Scott Bridges | 2002-05 | 9. 28 | Jake Dugger | 2004-07 |
| 10. 229 | Jack Welsh | 1997-00 | 10. .586 | Zack Cox | 2009-10 | 50 | Jack Welsh | 1997-00 | 10. 27 | Michael Conner | 2001-02 |
| SINGLES | | | RUNS | | | WALKS | | | | | |
| 1B | Player | Years | Runs | Player | Years | BB | Player | Years | | | |
| 1. 209 | Kenderick Moore | 1992-96 | 1. 241 | Ryan Lundquist | 1996-99 | 1. 163 | Jake Dugger | 2004-07 | | | |
| 2. 183 | Matt Erickson | 1995-97 | 2. 212 | Jack Welsh | 1997-00 | 2. 156 | Tim Thomas | 1989-92 | | | |
| 3. 176 | Jeff Houck | 1990-93 | 3. 204 | Kenderick Moore | 1992-96 | 3. 129 | Allen Williams | 1991-94 | | | |
| 4. 174 | Bo Bigham | 2009-12 | 5. 202 | Danny Hamblin | 2004-07 | 4. 121 | Danny Hamblin | 2004-07 | | | |
| 5. 165 | Jack Welsh | 1997-00 | 6. 193 | Allen Williams | 1991-94 | 121 | Bubba Carpenter | 1988-91 | | | |
| 6. 163 | Danny Hamblin | 2004-07 | 7. 188 | Matt Erickson | 1995-97 | 6. 120 | Jeff Houck | 1990-93 | | | |
| 7. 162 | Jake Dugger | 2004-07 | 8. 182 | Jake Dugger | 2004-07 | 7. 112 | Andy Wilkins | 2008-10 | | | |
| 8. 161 | Tim Carver | 2009-12 | 182 | Troy Eklund | 1986-89 | 8. 110 | Scott Pose | 1987-89 | | | |
| 9. 157 | Ben Tschepikow | 2005-09 | 10. 178 | Eric Hinske | 1996-98 | 9. 106 | Jeff Parsons | 1993-95 | | | |
| 157 | Clay Goodwin | 2002-05 | 178 | Jeff King | 1984-86 | 10. 104 | Jim Kremers | 1985-88 | | | |
| 157 | Ryan Lundquist | 1996-99 | | | | 104 | Jeff King | 1984-86 | | | |
| | | | | | | 104 | Ralph Kraus | 1983-86 | | | |

SEASON BATTING RECORDS



GAMES PLAYED

| Gms | Player | Year |
|--------|---------------------------|------|
| 1. 68 | Haas Pratt | 2004 |
| 68 | Casey Rowlett | 2004 |
| 3. 67 | Tim Carver | 2012 |
| 67 | Dominic Ficociello | 2012 |
| 67 | Matt Reynolds | 2012 |
| 67 | Jake Dugger | 2004 |
| 67 | Jim Kremers | 1987 |
| 67 | Andy Skeels | 1987 |
| 67 | Kelly Zane | 1987 |
| 10. 66 | Greg D'Alexander | 1989 |
| 66 | Troy Eklund | 1989 |
| 66 | Scott Pose | 1989 |

BATTING AVERAGE (MIN. 95 AB)

| AVG | Player | Year |
|---------|------------------|------|
| 1. .429 | Zack Cox | 2010 |
| 2. .425 | Jeremy Jackson | 1997 |
| 3. .417 | Bill Dorothy | 1969 |
| 4. .398 | Matt Erickson | 1997 |
| 5. .397 | Ryan Lundquist | 1997 |
| .397 | Ralph Kraus | 1986 |
| 7. .393 | Jim Kremers | 1987 |
| 8. .391 | Matt Erickson | 1996 |
| 9. .387 | Greg D'Alexander | 1990 |
| .387 | Dave Patterson | 1986 |

AT BATS

| AB | Player | Year |
|---------|---------------------------|------|
| 1. 269 | Rodney Nye | 1999 |
| 2. 264 | Tim Carver | 2012 |
| 3. 263 | Joe Jester | 1999 |
| 4. 262 | Ryan Lundquist | 1999 |
| 5. 259 | Collin Kuhn | 2010 |
| 6. 258 | Haas Pratt | 2004 |
| 7. 255 | Jason McConnell | 1996 |
| 8. 254 | Jeff King | 1985 |
| 9. 253 | Danny Hamblin | 2004 |
| 10. 252 | Dominic Ficociello | 2012 |
| 252 | Kenderick Moore | 1995 |

HITS

| Hits | Player | Year |
|--------|----------------|------|
| 1. 102 | Zack Cox | 2010 |
| 2. 97 | Matt Erickson | 1996 |
| 3. 94 | Matt Erickson | 1997 |
| 94 | Jeremy Jackson | 1997 |
| 94 | Jim Kremers | 1987 |
| 6. 93 | Jeff King | 1985 |
| 7. 92 | Ryan Lundquist | 1997 |
| 8. 91 | Andy Skeels | 1987 |
| 91 | Ralph Kraus | 1986 |
| 91 | Dave Patterson | 1986 |

SINGLES

| 1B | Player | Year |
|-------|------------------|------|
| 1. 78 | Zack Cox | 2010 |
| 2. 68 | Matt Erickson | 1996 |
| 3. 67 | Tom Pagnozzi | 1983 |
| 4. 66 | Scott Pose | 1989 |
| 66 | Dave Patterson | 1986 |
| 66 | Dave Patterson | 1985 |
| 7. 64 | Jason McConnell | 1996 |
| 8. 62 | Tim Carver | 2012 |
| 9. 60 | Casey Rowlett | 2004 |
| 60 | Matt Erickson | 1997 |
| 60 | Kenderick Moore | 1995 |
| 60 | Kirk Piskor | 1990 |
| 60 | Greg D'Alexander | 1989 |

DOUBLES

| 2B | Player | Year |
|-------|---------------|------|
| 1. 28 | Jim Kremers | 1987 |
| 2. 27 | Eric Hinske | 1998 |
| 27 | Matt Erickson | 1997 |
| 27 | Ralph Kraus | 1986 |
| 5. 26 | Jeff King | 1985 |
| 6. 25 | Andrew Wishy | 2003 |
| 25 | Andy Skeels | 1987 |
| 8. 24 | Rodney Nye | 1998 |
| 24 | Matt Erickson | 1996 |
| 24 | Kelly Zane | 1987 |

TRIPLES

| 3B | Player | Year |
|-------|------------------|------|
| 1. 12 | Troy Eklund | 1989 |
| 12 | Johnny Ray | 1979 |
| 3. 9 | Bob Hughes | 1994 |
| 4. 8 | Kirk McConnell | 2002 |
| 8 | Jeremy Jackson | 1997 |
| 8 | Scott Loseke | 1983 |
| 8 | Kevin McReynolds | 1979 |
| 8 | Stan Ley | 1971 |
| 8 | David Marshall | 1971 |
| 10. 7 | Jason McConnell | 1996 |
| 7 | Ty Bilderback | 1994 |
| 7 | Andy Skeels | 1987 |
| 7 | Ralph Kraus | 1986 |
| 7 | Norm Roberts | 1985 |
| 7 | Chris Shaddy | 1981 |

HOME RUNS

| HR | Player | Year |
|-------|------------------|------|
| 1. 24 | Ryan Lundquist | 1997 |
| 2. 22 | Brett Eibner | 2010 |
| 22 | Danny Hamblin | 2007 |
| 4. 20 | Rodney Nye | 1999 |
| 5. 19 | Andy Wilkins | 2009 |
| 19 | Ryan Fox | 2003 |
| 7. 18 | Andy Skeels | 1987 |
| 8. 17 | Danny Hamblin | 2006 |
| 17 | Michael Conner | 2002 |
| 17 | Eric Hinske | 1997 |
| 17 | Jeff King | 1986 |
| 17 | Jeff King | 1985 |
| 17 | Kevin McReynolds | 1980 |

SLUGGING PERCENTAGE (MIN. 150 AB)

| SLG | Player | Year |
|----------|------------------|------|
| 1. .819 | Ryan Lundquist | 1997 |
| 2. .802 | Jeff King | 1986 |
| 3. .763 | Andy Skeels | 1987 |
| 4. .734 | Ralph Kraus | 1986 |
| 5. .723 | Kevin McReynolds | 1980 |
| 6. .718 | Brett Eibner | 2010 |
| 7. .701 | Jeremy Jackson | 1997 |
| .701 | Jeff King | 1985 |
| 9. .689 | Greg D'Alexander | 1990 |
| 10. .685 | Norm Roberts | 1985 |

RUNS

| Runs | Player | Year |
|-------|-----------------|------|
| 1. 87 | Eric Hinske | 1997 |
| 2. 86 | Matt Erickson | 1997 |
| 3. 83 | Ryan Lundquist | 1997 |
| 4. 78 | Jason McConnell | 1996 |
| 5. 76 | Joe Jester | 1999 |
| 6. 72 | Dave Patterson | 1986 |
| 7. 71 | Jason McConnell | 1997 |

| | | |
|--------|---------------|------|
| 71 | Scott Loseke | 1983 |
| 70 | Andy Skeels | 1987 |
| 10. 69 | Matt Erickson | 1996 |
| 69 | Mark Johnson | 1991 |
| 69 | Kelly Zane | 1987 |

RBI

| RBI | Player | Year |
|-------|----------------|------|
| 1. 82 | Jeff King | 1985 |
| 2. 78 | Rodney Nye | 1999 |
| 78 | Ryan Lundquist | 1997 |
| 4. 76 | Eric Hinske | 1997 |
| 76 | Jim Kremers | 1987 |
| 76 | Andy Skeels | 1987 |
| 7. 72 | Jeremy Jackson | 1997 |
| 8. 71 | Brett Eibner | 2010 |
| 71 | Casey Coon | 2007 |
| 71 | Eric Hinske | 1998 |

TOTAL BASES

| TB | Player | Year |
|--------|------------------|------|
| 1. 190 | Ryan Lundquist | 1997 |
| 2. 184 | Andy Skeels | 1987 |
| 3. 178 | Jeff King | 1985 |
| 4. 168 | Ralph Kraus | 1986 |
| 5. 167 | Rodney Nye | 1999 |
| 6. 161 | Collin Kuhn | 2010 |
| 7. 159 | Kevin McReynolds | 1980 |
| 8. 158 | Jim Kremers | 1987 |
| 9. 155 | Brett Eibner | 2010 |
| 155 | Eric Hinske | 1997 |
| 155 | Jeremy Jackson | 1997 |

EXTRA-BASE HITS

| EBH | Player | Year |
|--------|----------------|------|
| 1. 50 | Andy Skeels | 1987 |
| 2. 48 | Ryan Lundquist | 1997 |
| 3. 47 | Jeff King | 1985 |
| 4. 46 | Ralph Kraus | 1986 |
| 5. 42 | Jim Kremers | 1987 |
| 42 | Jeff King | 1986 |
| 7. 39 | Brett Eibner | 2010 |
| 39 | Rodney Nye | 1999 |
| 39 | Rodney Nye | 1998 |
| 10. 38 | Collin Kuhn | 2010 |
| 38 | Eric Hinske | 1998 |

STOLEN BASES

| SB | Player | Year |
|--------|-----------------|------|
| 1. 42 | Scott Loseke | 1983 |
| 2. 35 | Joe Jester | 1999 |
| 35 | Gary Jones | 1982 |
| 4. 32 | Jeff Parsons | 1995 |
| 5. 29 | Kenderick Moore | 1996 |
| 29 | Allen Williams | 1992 |
| 7. 28 | Ty Bilderback | 1995 |
| 28 | Scott Pose | 1989 |
| 9. 27 | Jim Ward | 1984 |
| 10. 26 | Kenderick Moore | 1995 |
| 26 | Mark Johnson | 1990 |
| 26 | Dan Campbell | 1987 |

WALKS

| BB | Player | Year |
|-------|--------------|------|
| 1. 68 | Scott Loseke | 1983 |
| 2. 58 | Gary Jones | 1982 |
| 3. 57 | Jeff King | 1986 |
| 4. 54 | Tim Thomas | 1990 |
| 5. 53 | Mark Burnett | 1999 |
| 6. 50 | Jake Dugger | 2004 |

| | | |
|--------|----------------|------|
| 7. 49 | Chase Leavitt | 2009 |
| 8. 48 | Andy Wilkins | 2009 |
| 48 | Tim Thomas | 1992 |
| 10. 46 | Logan Forsythe | 2008 |

STRIKEOUTS

| K | Player | Year |
|-------|----------------|------|
| 1. 73 | Brian Kirby | 1999 |
| 2. 69 | Danny Hamblin | 2007 |
| 3. 65 | Zack Cox | 2009 |
| 4. 62 | Danny Hamblin | 2006 |
| 5. 61 | Tim Smalling | 2008 |
| 61 | Brian Kirby | 2000 |
| 7. 60 | Brett Eibner | 2009 |
| 60 | Danny Hamblin | 2004 |
| 9. 56 | Jake Dugger | 2007 |
| 56 | Michael Conner | 2002 |

SACRIFICE HITS

| SH | Player | Year |
|-------|---------------------|------|
| 1. 11 | Jeff Houck | 1992 |
| 2. 10 | Tim Carver | 2012 |
| 10 | Jacob Morris | 2012 |
| 10 | Jeff Houck | 1993 |
| 10 | Ron Moore | 1987 |
| 6. 9 | Brady Toops | 2004 |
| 9 | Matt Erickson | 1995 |
| 9 | David Williams | 1971 |
| 9. 8 | Matt Reynolds | 2011 |
| 8 | Collin Kuhn | 2009 |
| 8 | Kenderick Moore | 1995 |
| 8 | Jeff Parsons | 1994 |
| 8 | Jeff Houck | 1991 |
| 8 | Tim Thomas | 1990 |
| 8 | Don Thomas | 1988 |
| 8 | Dan Lambeth | 1982 |

SACRIFICE FLIES

| SF | Player | Year |
|-------|------------------|------|
| 1. 12 | Greg D'Alexander | 1989 |
| 2. 9 | Eric Hinske | 1997 |
| 3. 8 | Jack Welsh | 1999 |
| 4. 7 | Scott Hode | 2004 |
| 7 | Allen Williams | 1994 |
| 7 | Kyle Harris | 1992 |
| 7 | Jeff King | 1986 |
| 7 | Doyle Wilson | 1985 |
| 7 | Kevin McReynolds | 1979 |

HIT BY PITCH

| HBP | Player | Year |
|-------|----------------|------|
| 1. 25 | Collin Kuhn | 2010 |
| 2. 22 | Joe Jester | 1999 |
| 3. 21 | Casey Coon | 2007 |
| 4. 18 | Michael Conner | 2002 |
| 18 | Jack Welsh | 2000 |
| 6. 17 | Brady Toops | 2004 |
| 7. 16 | Collin Kuhn | 2011 |
| 16 | Jack Welsh | 1998 |
| 9. 15 | Ryan Fox | 2003 |
| 15 | Jack Welsh | 1999 |



CAREER PITCHING RECORDS

APPEARANCES

| APP | Player | Years |
|--------|------------------|---------|
| 1. 105 | Phillip Stidham | 1989-91 |
| 2. 87 | Charley Boyce | 2003-06 |
| 3. 82 | Rob Quarnstrom | 1995-98 |
| 4. 78 | Josh Merryman | 2000-03 |
| 5. 71 | Wes McCrotty | 1998-01 |
| 6. 68 | DJ Baxendale | 2010-12 |
| 68 | Mike Bolsinger | 2008-10 |
| 8. 64 | Les Lancaster | 1982-84 |
| 9. 63 | Stephen Richards | 2007-09 |
| 63 | Ryan Whitaker | 1991-93 |

COMPLETE GAMES

| CG | Player | Years |
|--------|-----------------|---------|
| 1. 28 | Scott Tabor | 1979-82 |
| 2. 22 | Steve Krueger | 1979-80 |
| 3. 18 | Terry Verhage | 1968-71 |
| 4. 16 | Kevin Campbell | 1984-86 |
| 5. 15 | Matt Carnes | 1995-97 |
| 6. 14 | Rich Erwin | 1976-79 |
| 14 | Mark McClain | 1976-77 |
| 14 | Larry Paulsen | 1970-73 |
| 9. 13 | Charlie Corbell | 1982-83 |
| 10. 10 | Brian Cook | 1990-93 |
| 10 | Warren Hemm | 1975-76 |

STRIKEOUTS

| K | Player | Years |
|---------|------------------|---------|
| 1. 345 | Nick Schmidt | 2005-07 |
| 2. 301 | Matt Carnes | 1995-97 |
| 3. 283 | David Walling | 1998-99 |
| 4. 261 | Scott Tabor | 1979-82 |
| 5. 229 | Charley Boyce | 2003-06 |
| 6. 225 | Gerald Hannahs | 1971-74 |
| 7. 223 | Mike Oquist | 1987-89 |
| 8. 219 | Charlie Isaacson | 1999-02 |
| 9. 217 | DJ Baxendale | 2010-12 |
| 10. 216 | Rob Quarnstrom | 1995-98 |

ERA (MIN. 100 IP)

| ERA | Player | Years |
|----------|-----------------|------------|
| 1. 1.62 | Phillip Stidham | 1989-91 |
| 2. 1.66 | Steve Krueger | 1979-80 |
| 3. 2.17 | Tim Lollar | 1977-78 |
| 4. 2.35 | David Rhodes | 1977-78 |
| 5. 2.36 | Barrett Astin | 2011-Pres. |
| 6. 2.67 | Scott Tabor | 1979-82 |
| 7. 2.68 | Cade Lynch | 2011-Pres. |
| 8. 2.71 | DJ Baxendale | 2010-12 |
| 9. 2.77 | Dan Brown | 1990-91 |
| 10. 2.82 | Mark McClain | 1976-77 |

VICTORIES

| Wins | Player | Years |
|-------|-----------------|---------|
| 1. 34 | Scott Tabor | 1979-82 |
| 2. 30 | Charley Boyce | 2003-06 |
| 3. 28 | Nick Schmidt | 2005-07 |
| 4. 26 | Dennis Fletcher | 1986-89 |
| 5. 25 | Brian Cook | 1990-93 |
| 6. 24 | Matt Carnes | 1995-97 |
| 7. 23 | Doug Bennett | 1989-91 |
| 23 | Kevin Campbell | 1984-86 |
| 23 | Steve Krueger | 1979-80 |
| 23 | Rich Erwin | 1976-79 |

GAMES STARTED

| GS | Player | Years |
|--------|------------------|---------|
| 1. 55 | Charley Boyce | 2003-06 |
| 2. 52 | Nick Schmidt | 2005-07 |
| 3. 46 | Kevin Campbell | 1984-86 |
| 46 | Scott Tabor | 1979-82 |
| 5. 44 | Dennis Fletcher | 1986-89 |
| 6. 43 | Charlie Isaacson | 1999-02 |
| 7. 42 | Barry Lunney | 1993-97 |
| 42 | Brent Birch | 1990-93 |
| 42 | Brian Cook | 1990-93 |
| 10. 39 | Matt Carnes | 1995-97 |

WALKS

| BB | Player | Years |
|---------|------------------|---------|
| 1. 165 | Barry Lunney | 1993-97 |
| 2. 164 | Kevin Campbell | 1984-86 |
| 3. 161 | Dennis Fletcher | 1986-89 |
| 4. 158 | Scott Tabor | 1979-82 |
| 5. 141 | John Cebuhar | 1987-88 |
| 6. 140 | Nick Schmidt | 2005-07 |
| 7. 129 | Matt Carnes | 1995-97 |
| 8. 122 | Charlie Isaacson | 1999-02 |
| 9. 119 | Butch Hopkins | 1967-69 |
| 10. 118 | Scott Brocail | 1991-94 |

SAVES

| Saves | Player | Years |
|-------|------------------|------------|
| 1. 33 | Phillip Stidham | 1989-91 |
| 2. 15 | Bill Bakewell | 1977-79 |
| 3. 14 | Barrett Astin | 2011-Pres. |
| 14 | Tim Deitz | 1983-85 |
| 5. 13 | Stephen Richards | 2007-09 |
| 13 | Les Lancaster | 1982-84 |
| 7. 12 | Tim Peters | 1986-87 |
| 8. 10 | DJ Baxendale | 2010-12 |
| 10 | Jay Sawatski | 2003-04 |
| 10. 9 | Devin Collis | 2005-06 |
| 9 | Lance Franks | 1996-97 |
| 9 | Jason Stephens | 1996 |

INNINGS PITCHED

| IP | Player | Years |
|----------|------------------|---------|
| 1. 383.1 | Charley Boyce | 2003-06 |
| 2. 368 | Scott Tabor | 1979-82 |
| 3. 340.1 | Nick Schmidt | 2005-07 |
| 4. 306 | Matt Carnes | 1995-97 |
| 5. 301.2 | Kevin Campbell | 1984-86 |
| 6. 278.0 | Charlie Isaacson | 1999-02 |
| 7. 272.2 | Brent Birch | 1990-93 |
| 8. 265 | Rich Erwin | 1976-79 |
| 9. 261.2 | Ray Harris | 1985-88 |
| 10. 260 | Brian Cook | 1990-93 |



Charley Boyce is the Razorbacks' all-time leader in innings pitched and starts.

ARKANSAS NO - HITTERS

| Player | Opponent | Score | Date |
|--------------------------------|----------------------------|-------|---------|
| *Rich Erwin | Missouri Southern | 0-0 | 3/12/76 |
| David Rhodes | Northeastern (Okla.) State | 2-0 | 3/1/77 |
| Scott Glanz | North Dakota State | 10-1 | 3/17/82 |
| Tim Deitz | Texas A&M | 3-0 | 4/2/83 |
| #Fred Faust | Southwest Baptist | 21-0 | 3/21/84 |
| + Steve Parker | Texas A&M | 10-0 | 3/29/86 |
| Dennis Fletcher, Tim Sherrill, | | | |
| Tim Peters | St. Louis | 9-0 | 3/11/87 |
| Brian Cook, Brian Dennison | Evangel | 10-0 | 4/2/91 |
| Todd Abbott | Vanderbilt | 6-0 | 4/1/94 |
| Richie Nye | Iowa State | 14-0 | 3/1/96 |
| Scott Roehl | Kansas State | 2-0 | 3/20/01 |
| Nick Schmidt, Brian McLelland, | | | |
| Devin Collis | Oklahoma State | 3-0 | 2/11/06 |

* - 10.2 IP; # - 5.0 IP; + - 7.0 IP



Nick Schmidt, Brian McLelland and Devin Collis combined for the 12th no-hitter in school history on Feb. 12, 2006 vs. Oklahoma State. Schmidt (above) hurled the first six innings with McLelland pitching the seventh and Collis closing things out in the eighth and ninth innings.

SEASON PITCHING RECORDS



APPEARANCES

| APP | Player | Year |
|-----|-------------------------|------|
| 1. | 36 Phillip Stidham | 1991 |
| | 36 Phillip Stidham | 1989 |
| 3. | 34 Tim Deitz | 1985 |
| 4. | 33 Devin Collis | 2006 |
| | 33 Phillip Stidham | 1990 |
| | 33 Bobby Edwards | 1987 |
| 7. | 32 Barrett Astin | 2012 |
| | 32 Boyd Goodner | 2004 |
| | 32 Les Lancaster | 1983 |
| 10. | 31 Stephen Richards | 2009 |
| | 31 Kevin Vent | 1999 |

VICTORIES

| Wins | Player | Year |
|------|--------------------|------|
| 1. | 13 Steve Krueger | 1980 |
| | 13 Rich Erwin | 1979 |
| 3. | 11 Nick Schmidt | 2007 |
| | 11 Charley Boyce | 2005 |
| | 11 Bobby Edwards | 1988 |
| | 11 John Cebuhar | 1987 |
| | 11 Fred Farwell | 1985 |
| | 11 Scott Tabor | 1981 |
| 9. | 10 DJ Baxendale | 2011 |
| | 10 Nick Schmidt | 2007 |
| | 10 Charley Boyce | 2004 |
| | 10 Jay Sawatski | 2004 |
| | 10 David Walling | 1999 |
| | 10 David Walling | 1998 |
| | 10 Matt Carnes | 1996 |
| | 10 Doug Bennett | 1990 |
| | 10 Dennis Fletcher | 1989 |
| | 10 Mike Oquist | 1989 |
| | 10 Kevin Campbell | 1985 |
| | 10 Charlie Corbell | 1983 |
| | 10 Steve Krueger | 1979 |
| | 10 Scott Tabor | 1979 |

SAVES

| Sv | Player | Year |
|----|-------------------------|------|
| 1. | 12 Phillip Stidham | 1989 |
| | 12 Tim Deitz | 1985 |
| 3. | 11 Barrett Astin | 2012 |
| | 11 Phillip Stidham | 1990 |
| 5. | 10 Phillip Stidham | 1991 |
| 6. | 9 Stephen Richards | 2009 |
| | 9 Devin Collis | 2006 |
| | 9 Jason Stephens | 1996 |
| 9. | 8 Nolan Sanburn | 2011 |
| | 8 Lance Franks | 1997 |

COMPLETE GAMES

| CG | Player | Year |
|----|-------------------|------|
| 1. | 11 Steve Krueger | 1980 |
| | 11 Steve Krueger | 1979 |
| 3. | 10 Scott Tabor | 1981 |
| | 10 Rich Erwin | 1979 |
| | 10 Larry Paulsen | 1972 |
| 6. | 8 Mark McClain | 1976 |
| 7. | 7 Charlie Corbell | 1982 |
| | 7 Warren Hemm | 1976 |
| 9. | 6 Eight others | |

GAMES STARTED

| GS | Player | Year |
|----|-----------------------|------|
| 1. | 20 DJ Baxendale | 2012 |
| 2. | 19 Charley Boyce | 2004 |
| | 19 Clint Brannon | 2004 |
| 4. | 18 Nick Schmidt | 2007 |
| | 18 Duke Welker | 2007 |
| | 18 John Cebuhar | 1987 |
| | 18 Kevin Campbell | 1985 |
| | 18 Fred Farwell | 1985 |
| 9. | 17 Ryne Stanek | 2012 |
| | 17 Brett Eibner | 2009 |
| | 17 Dallas Keuchel | 2009 |
| | 17 Nick Schmidt | 2006 |
| | 17 Nick Schmidt | 2005 |
| | 17 Matt Carnes | 1996 |

INNINGS PITCHED

| IP | Player | Year |
|----|---------------------|------|
| 1. | 124 Nick Schmidt | 2007 |
| | 124 Rich Erwin | 1979 |
| 3. | 122.1 Charley Boyce | 2005 |
| 4. | 121.1 David Walling | 1999 |
| 5. | 120.2 Fred Farwell | 1985 |
| 6. | 117 Nick Schmidt | 2007 |
| | 117 Matt Carnes | 1996 |

| | | |
|-----|------------------------|------|
| 8. | 116.2 Nick Schmidt | 2006 |
| | 116.2 Scott Cunningham | 1994 |
| 10. | 115.2 John Cebuhar | 1987 |

STRIKEOUTS

| K | Player | Year |
|-----|---------------------|------|
| 1. | 155 David Walling | 1999 |
| 2. | 145 Nick Schmidt | 2006 |
| 3. | 128 Jess Todd | 2007 |
| | 128 David Walling | 1998 |
| 5. | 114 Drew Smyly | 2010 |
| 6. | 111 Nick Schmidt | 2007 |
| | 111 Matt Carnes | 1995 |
| 8. | 106 John Cebuhar | 1987 |
| 9. | 105 Matt Carnes | 1996 |
| 10. | 97 Charlie Isaacson | 1999 |

WALKS

| BB | Player | Year |
|----|----------------------|------|
| 1. | 73 John Cebuhar | 1987 |
| 2. | 71 Kevin Campbell | 1985 |
| 3. | 68 John Cebuhar | 1988 |
| 4. | 65 Barry Lunney | 1994 |
| 5. | 58 Scott Cunningham | 1994 |
| | 58 Dennis Fletcher | 1988 |
| 7. | 55 Darrel Akerfelds | 1982 |
| | 55 Scott Tabor | 1979 |
| 9. | 53 Charlie Isaacson | 1999 |
| | 53 Stuart Huchingson | 1980 |

ERA (MIN. 45 IP)

| ERA | Player | Year |
|-----|----------------------|------|
| 1. | 0.95 Phillip Stidham | 1990 |
| 2. | 1.20 Phillip Stidham | 1991 |
| 3. | 1.49 Tim Brewer | 1973 |
| 4. | 1.50 Boyd Goodner | 2004 |
| 5. | 1.58 DJ Baxendale | 2011 |
| 6. | 1.59 Steve Krueger | 1980 |
| 7. | 1.73 Steve Krueger | 1979 |
| 8. | 1.93 David Rhodes | 1978 |
| | 1.93 Gerald Hannahs | 1971 |
| 10. | 1.95 Tim Lollar | 1978 |



Barrett Astin finished the 2012 season with 11 saves, tied for the third-highest single-season total in school history.

FRESHMAN RECORDS

HITTING

Games Played

| | | |
|----|-------------|------|
| 67 | Jake Dugger | 2004 |
|----|-------------|------|

Batting Average

| | | |
|------|-----------|------|
| .383 | Jeff King | 1984 |
|------|-----------|------|

At Bats

| | | |
|-----|---------------|------|
| 253 | Danny Hamblin | 2004 |
|-----|---------------|------|

Hits

| | | |
|----|--------------------|------|
| 75 | Dominic Ficociello | 2011 |
| 75 | Jeff King | 1984 |

Doubles

| | | |
|----|---------------|------|
| 19 | Danny Hamblin | 2004 |
|----|---------------|------|

Triples

| | | |
|---|------------------|------|
| 8 | Kevin McReynolds | 1979 |
|---|------------------|------|

Home Runs

| | | |
|----|----------|------|
| 13 | Zack Cox | 2009 |
|----|----------|------|

Runs

| | | |
|----|---------------|------|
| 53 | Danny Hamblin | 2004 |
| 53 | Jeff Houck | 1990 |

RBI

| | | |
|----|-----------|------|
| 55 | Jeff King | 1984 |
|----|-----------|------|

Stolen Bases

| | | |
|----|------------|------|
| 23 | Jeff Houck | 1990 |
|----|------------|------|

Total Bases

| | | |
|-----|---------------|------|
| 122 | Danny Hamblin | 2004 |
|-----|---------------|------|

Walks

| | | |
|----|-------------|------|
| 50 | Jake Dugger | 2004 |
|----|-------------|------|

Strikeouts

| | | |
|----|----------|------|
| 65 | Zack Cox | 2009 |
|----|----------|------|

Sacrifice Hits

| | | |
|---|---------------|------|
| 9 | Matt Erickson | 1995 |
|---|---------------|------|

Sacrifice Flies

| | | |
|---|------------------|------|
| 7 | Kyle Harris | 1992 |
| 7 | Kevin McReynolds | 1979 |

Hit by Pitch

| | | |
|----|----------------|------|
| 12 | Ryan Lundquist | 1996 |
|----|----------------|------|

PITCHING

Wins

| | | |
|----|-------------|------|
| 10 | Scott Tabor | 1979 |
|----|-------------|------|

ERA (min: 45 IP)

| | | |
|------|----------------|------|
| 1.93 | Gerald Hannahs | 1971 |
|------|----------------|------|

Innings

| | | |
|------|------------------|------|
| 99.2 | Nick Schmidt | 2005 |
| 99.2 | Charlie Isaacson | 1999 |

Appearances

| | | |
|----|-----------------|------|
| 36 | Phillip Stidham | 1989 |
|----|-----------------|------|

Saves

| | | |
|----|-----------------|------|
| 12 | Phillip Stidham | 1989 |
|----|-----------------|------|

Complete Games

| | | |
|---|----------------|------|
| 5 | Kevin Campbell | 1984 |
|---|----------------|------|

Starts

| | | |
|----|--------------|------|
| 17 | Nick Schmidt | 2005 |
|----|--------------|------|

Strikeouts

| | | |
|-----|-------------|------|
| 111 | Matt Carnes | 1995 |
|-----|-------------|------|

Walks


| | | |
|----|-------------|------|
| 55 | Scott Tabor | 1979 |
|----|-------------|------|



YEAR-BY-YEAR HITTING

| Year | G | AB | R | H | Avg. | 2B | 3B | HR | RBI | TB | Slg.% | BB | HBP | SO | SB | SF | SH | E |
|------|-----------|-------------|------------|------------|-------------|------------|-----------|-----------|------------|-------------|-------------|------------|------------|------------|------------|-----------|-----------|------------|
| 1968 | 24 | 739 | 146 | 215 | .291 | 41 | 9 | 8 | 124 | 290 | .403 | 125 | 10 | 118 | 37 | - | 17 | - |
| 1969 | 28 | 841 | 171 | 252 | .300 | 44 | 7 | 23 | 145 | 379 | .451 | 127 | - | 141 | 38 | - | - | - |
| 1970 | 32 | 890 | 193 | 247 | .278 | 31 | 13 | 14 | 142 | 346 | .389 | 138 | 7 | 154 | 49 | - | 30 | - |
| 1971 | 41 | 1166 | 221 | 320 | .274 | 53 | 22 | 17 | 180 | 468 | .401 | 142 | 12 | 183 | 66 | - | 30 | - |
| 1972 | 34 | 963 | 140 | 242 | .251 | 32 | 16 | 11 | 116 | 339 | .352 | 100 | 7 | 173 | 33 | - | 25 | - |
| 1973 | 28 | 777 | 167 | 240 | .309 | 31 | 7 | 18 | 140 | 339 | .436 | 124 | 8 | 117 | 50 | - | 11 | - |
| 1974 | 43 | 1256 | 209 | 335 | .266 | 49 | 7 | 27 | 175 | 456 | .363 | 157 | 12 | 216 | 42 | - | 28 | 55 |
| 1975 | 42 | 1193 | 186 | 297 | .249 | 49 | 16 | 4 | 143 | 400 | .335 | 169 | 17 | 183 | 51 | - | 24 | 75 |
| 1976 | 47 | 1382 | 226 | 379 | .274 | 55 | 16 | 21 | 195 | 529 | .383 | 194 | 9 | 194 | 72 | - | 42 | - |
| 1977 | 51 | 1459 | 225 | 356 | .244 | 51 | 14 | 20 | 194 | 495 | .339 | 191 | 20 | 246 | 79 | 13 | 14 | - |
| 1978 | 44 | 1288 | 235 | 347 | .269 | 52 | 21 | 22 | 194 | 507 | .394 | 224 | 13 | 173 | 89 | 14 | 11 | 60 |
| 1979 | 64 | 1978 | 393 | 600 | .303 | 115 | 40 | 47 | 351 | 936 | .473 | 246 | 22 | 245 | 75 | 28 | 23 | 91 |
| 1980 | 66 | 2023 | 408 | 624 | .308 | 107 | 35 | 57 | 357 | 972 | .480 | 221 | 14 | 268 | 78 | 22 | 11 | 108 |
| 1981 | 52 | 1707 | 398 | 533 | .312 | 96 | 25 | 38 | 351 | 793 | .465 | 236 | 9 | 251 | 69 | 26 | 22 | 73 |
| 1982 | 57 | 1681 | 349 | 525 | .312 | 69 | 26 | 21 | 286 | 709 | .422 | 223 | 13 | 218 | 142 | 30 | 45 | 74 |
| 1983 | 65 | 2079 | 437 | 618 | .297 | 112 | 38 | 31 | 367 | 899 | .432 | 290 | 28 | 345 | 155 | 26 | 20 | 115 |
| 1984 | 56 | 1775 | 439 | 593 | .334 | 100 | 34 | 45 | 373 | 896 | .504 | 247 | 32 | 230 | 103 | 30 | 25 | 88 |
| 1985 | 66 | 2192 | 543 | 704 | .321 | 139 | 34 | 74 | 470 | 1133 | .517 | 361 | 25 | 356 | 95 | 24 | 25 | 90 |
| 1986 | 60 | 1988 | 457 | 613 | .308 | 123 | 33 | 54 | 416 | 964 | .485 | 279 | 25 | 303 | 77 | 40 | 26 | 84 |
| 1987 | 68 | 2273 | 575 | 740 | .326 | 172 | 38 | 70 | 498 | 1198 | .527 | 355 | 23 | 348 | 123 | 31 | 44 | 96 |
| 1988 | 62 | 2019 | 482 | 610 | .302 | 125 | 29 | 64 | 417 | 985 | .488 | 301 | 31 | 309 | 100 | 32 | 28 | 67 |
| 1989 | 67 | 2233 | 466 | 686 | .307 | 142 | 35 | 38 | 405 | 1012 | .453 | 290 | 32 | 327 | 115 | 37 | 30 | 64 |
| 1990 | 62 | 1995 | 437 | 548 | .325 | 115 | 34 | 46 | 394 | 969 | .486 | 309 | 39 | 276 | 117 | 19 | 28 | 75 |
| 1991 | 62 | 1979 | 392 | 547 | .276 | 103 | 31 | 37 | 329 | 823 | .416 | 237 | 45 | 289 | 73 | 37 | 34 | 79 |
| 1992 | 57 | 1878 | 399 | 542 | .289 | 101 | 30 | 29 | 347 | 790 | .421 | 280 | 40 | 331 | 112 | 29 | 38 | 64 |
| 1993 | 59 | 1917 | 379 | 548 | .286 | 106 | 34 | 26 | 326 | 797 | .416 | 261 | 32 | 335 | 115 | 20 | 35 | 84 |
| 1994 | 57 | 2094 | 420 | 629 | .300 | 119 | 38 | 36 | 357 | 932 | .445 | 234 | 35 | 400 | 119 | 25 | 30 | 110 |
| 1995 | 61 | 2110 | 407 | 642 | .304 | 106 | 34 | 34 | 342 | 918 | .435 | 196 | 49 | 352 | 133 | 42 | 45 | 99 |
| 1996 | 59 | 2123 | 477 | 655 | .313 | 127 | 31 | 38 | 420 | 968 | .456 | 252 | 61 | 323 | 94 | 21 | 21 | 109 |
| 1997 | 56 | 2118 | 589 | 723 | .341 | 168 | 29 | 80 | 525 | 1189 | .561 | 236 | 50 | 355 | 90 | 27 | 14 | 91 |
| 1998 | 59 | 2110 | 498 | 666 | .316 | 142 | 13 | 71 | 459 | 1047 | .496 | 251 | 68 | 374 | 64 | 31 | 25 | 87 |
| 1999 | 65 | 2339 | 529 | 705 | .301 | 153 | 7 | 84 | 473 | 1124 | .481 | 325 | 90 | 441 | 136 | 27 | 33 | 88 |
| 2000 | 54 | 1904 | 381 | 550 | .289 | 119 | 12 | 35 | 332 | 798 | .419 | 229 | 72 | 358 | 66 | 26 | 32 | 101 |
| 2001 | 56 | 1954 | 353 | 570 | .292 | 105 | 15 | 45 | 318 | 840 | .430 | 207 | 61 | 357 | 73 | 19 | 32 | 101 |
| 2002 | 63 | 2187 | 399 | 608 | .278 | 104 | 15 | 51 | 354 | 895 | .409 | 241 | 89 | 462 | 63 | 21 | 37 | 80 |
| 2003 | 57 | 1994 | 377 | 574 | .288 | 125 | 14 | 53 | 347 | 886 | .444 | 206 | 94 | 370 | 43 | 16 | 38 | 89 |
| 2004 | 69 | 2402 | 446 | 697 | .290 | 126 | 11 | 53 | 389 | 1004 | .418 | 304 | 68 | 451 | 112 | 34 | 48 | 111 |
| 2005 | 61 | 2119 | 400 | 643 | .303 | 133 | 10 | 53 | 368 | 955 | .451 | 214 | 74 | 386 | 108 | 32 | 33 | 87 |
| 2006 | 60 | 2057 | 380 | 584 | .284 | 118 | 11 | 64 | 336 | 916 | .445 | 272 | 58 | 454 | 82 | 19 | 39 | 90 |
| 2007 | 64 | 2203 | 481 | 634 | .288 | 135 | 7 | 75 | 433 | 1008 | .458 | 288 | 107 | 482 | 68 | 34 | 38 | 85 |
| 2008 | 58 | 2004 | 418 | 582 | .290 | 106 | 11 | 77 | 373 | 941 | .470 | 270 | 59 | 439 | 61 | 21 | 40 | 75 |
| 2009 | 65 | 2207 | 412 | 603 | .273 | 112 | 13 | 80 | 373 | 981 | .444 | 279 | 59 | 518 | 67 | 15 | 43 | 82 |
| 2010 | 64 | 2276 | 481 | 697 | .306 | 130 | 11 | 92 | 449 | 1125 | .494 | 261 | 93 | 423 | 73 | 25 | 23 | 87 |
| 2011 | 62 | 2015 | 324 | 544 | .270 | 100 | 16 | 38 | 293 | 790 | .392 | 198 | 59 | 441 | 122 | 29 | 56 | 76 |
| 2012 | 68 | 2247 | 351 | 608 | .271 | 119 | 9 | 39 | 319 | 862 | .384 | 245 | 62 | 445 | 68 | 31 | 48 | 80 |

Numbers in **Bold** indicate school records



Rodney Nye set the single-season record for at bats with 269 in 1999 when he hit .320 with 11 home runs.



Eric Hinske cracked 30 home runs and 91 extra-base hits at Arkansas and has continued his success in the Major Leagues.



Andy Wilkins hit 15 home runs in 2010 and played a large part in the Razorbacks setting a new single-season record with 92 home runs.

YEAR-BY-YEAR PITCHING



| Year | G | W-L | Pct. | IP | H | R | ER | ERA | BB | SO | CG | SHO | SV |
|------|-----------|--------------|-------------|--------------|------------|------------|------------|-------------|------------|------------|-----------|-----------|-----------|
| 1967 | 29 | 15-14 | .517 | 213.1 | 215 | 143 | 109 | 4.60 | 137 | 214 | 13 | 2 | - |
| 1968 | 24 | 13-11 | .541 | - | - | - | - | - | - | - | - | 1 | - |
| 1969 | 28 | 18-10 | .643 | 210.0 | 166 | 95 | 70 | 3.00 | 114 | 200 | 13 | 3 | - |
| 1970 | 32 | 19-13 | .594 | 228.0 | 239 | 132 | 94 | 3.71 | 106 | 210 | 15 | 5 | - |
| 1971 | 41 | 23-17 | .561 | 298.0 | 261 | 157 | 98 | 2.96 | 108 | 262 | - | 4 | - |
| 1972 | 34 | 16-18 | .471 | 248.0 | 221 | 137 | 100 | 3.63 | 110 | 227 | 13 | 5 | - |
| 1973 | 31 | 23-7 | .758 | 204.0 | 197 | 105 | 72 | 3.18 | 107 | 175 | 18 | 5 | - |
| 1974 | 43 | 22-21 | .512 | 330.2 | 341 | 287 | 162 | 4.41 | 174 | 281 | 29 | 3 | - |
| 1975 | 42 | 20-22 | .476 | 310.1 | 317 | 188 | 139 | 4.03 | 206 | 231 | 11 | 3 | - |
| 1976 | 47 | 31-15 | .674 | 361.1 | 314 | 147 | 110 | 2.74 | 131 | 254 | 27 | 9 | - |
| 1977 | 51 | 33-18 | .647 | 390.1 | 303 | 153 | 123 | 2.84 | 170 | 308 | 14 | 13 | - |
| 1978 | 44 | 31-13 | .705 | 343.1 | 282 | 178 | 132 | 3.46 | 190 | 320 | 11 | 9 | 6 |
| 1979 | 64 | 49-15 | .766 | 503.0 | 401 | 215 | 169 | 3.02 | 275 | 341 | 32 | 9 | 7 |
| 1980 | 66 | 44-22 | .667 | 500.2 | 450 | 286 | 209 | 3.76 | 287 | 340 | 34 | 9 | 5 |
| 1981 | 52 | 31-21 | .596 | 414.1 | 389 | 255 | 205 | 4.45 | 235 | 265 | 21 | 5 | 4 |
| 1982 | 57 | 40-15 | .603 | 447.1 | 335 | 201 | 149 | 3.00 | 254 | 349 | 30 | 6 | 4 |
| 1983 | 65 | 44-21 | .698 | 526.2 | 527 | 322 | 240 | 4.10 | 238 | 286 | 10 | 4 | 11 |
| 1984 | 56 | 40-16 | .714 | 444.2 | 430 | 253 | 199 | 4.03 | 224 | 312 | 16 | 5 | 12 |
| 1985 | 66 | 51-15 | .773 | 546.1 | 567 | 332 | 277 | 4.56 | 290 | 361 | 14 | 5 | 14 |
| 1986 | 60 | 43-17 | .717 | 501.0 | 447 | 250 | 205 | 3.68 | 242 | 358 | 14 | 8 | 10 |
| 1987 | 68 | 51-16 | .757 | 567.1 | 590 | 344 | 281 | 4.46 | 315 | 496 | 7 | 5 | 16 |
| 1988 | 62 | 39-23 | .629 | 508.2 | 489 | 348 | 307 | 5.43 | 314 | 401 | 14 | 5 | 9 |
| 1989 | 67 | 51-16 | .761 | 576.0 | 504 | 255 | 216 | 3.38 | 249 | 495 | 12 | 6 | 17 |
| 1990 | 62 | 47-15 | .758 | 520.0 | 513 | 255 | 210 | 3.63 | 208 | 390 | 10 | 2 | 15 |
| 1991 | 62 | 40-22 | .645 | 518.2 | 472 | 268 | 207 | 3.59 | 240 | 387 | 3 | 3 | 13 |
| 1992 | 57 | 31-26 | .544 | 481.2 | 539 | 353 | 316 | 5.90 | 226 | 317 | 15 | 5 | 3 |
| 1993 | 59 | 33-26 | .559 | 500.1 | 501 | 288 | 239 | 4.30 | 222 | 432 | 6 | 2 | 9 |
| 1994 | 57 | 30-27 | .526 | 517.1 | 562 | 355 | 290 | 5.05 | 295 | 377 | 7 | 3 | 9 |
| 1995 | 61 | 38-23 | .623 | 536.1 | 547 | 337 | 283 | 4.75 | 264 | 506 | 10 | 2 | 15 |
| 1996 | 59 | 39-20 | .661 | 522.0 | 504 | 305 | 243 | 4.19 | 206 | 434 | 10 | 3 | 12 |
| 1997 | 56 | 36-20 | .643 | 491.0 | 581 | 405 | 338 | 6.20 | 248 | 414 | 3 | 1 | 9 |
| 1998 | 59 | 38-21 | .644 | 520.1 | 551 | 366 | 305 | 5.28 | 208 | 480 | 4 | 2 | 14 |
| 1999 | 65 | 42-23 | .646 | 578.0 | 579 | 397 | 329 | 5.12 | 297 | 554 | 6 | 0 | 11 |
| 2000 | 54 | 24-30 | .444 | 476.1 | 568 | 416 | 332 | 6.27 | 263 | 365 | 1 | 1 | 12 |
| 2001 | 56 | 27-29 | .482 | 490.2 | 490 | 325 | 253 | 4.64 | 209 | 403 | 2 | 3 | 10 |
| 2002 | 63 | 35-28 | .556 | 565.0 | 624 | 336 | 277 | 4.41 | 181 | 378 | 2 | 2 | 14 |
| 2003 | 57 | 35-22 | .614 | 513.2 | 557 | 293 | 233 | 4.08 | 111 | 383 | 3 | 0 | 10 |
| 2004 | 69 | 45-24 | .652 | 621.1 | 686 | 339 | 267 | 3.87 | 186 | 448 | 3 | 1 | 16 |
| 2005 | 61 | 39-22 | .639 | 540.1 | 552 | 300 | 243 | 4.05 | 196 | 371 | 3 | 2 | 13 |
| 2006 | 60 | 39-21 | .650 | 536.0 | 519 | 273 | 217 | 3.64 | 169 | 453 | 1 | 1 | 19 |
| 2007 | 64 | 43-21 | .672 | 569.0 | 532 | 294 | 249 | 3.94 | 219 | 565 | 7 | 5 | 12 |
| 2008 | 58 | 34-24 | .586 | 518.0 | 550 | 344 | 283 | 4.92 | 220 | 445 | 2 | 1 | 9 |
| 2009 | 65 | 41-24 | .631 | 580.0 | 595 | 363 | 301 | 4.67 | 245 | 511 | 1 | 4 | 16 |
| 2010 | 64 | 43-21 | .672 | 574.2 | 558 | 297 | 251 | 3.93 | 189 | 551 | 2 | 2 | 13 |
| 2011 | 62 | 40-22 | .645 | 542.2 | 474 | 222 | 193 | 3.20 | 204 | 447 | 2 | 6 | 20 |
| 2012 | 68 | 46-22 | .676 | 613.0 | 513 | 231 | 193 | 2.83 | 224 | 534 | 0 | 10 | 17 |

Numbers in **Bold** indicate school records



Cliff Lee posted a 4-3 record in 2000 with the Razorbacks and went on to win the American League Cy Young Award in 2008.



Arkansas set a single-season record with 20 saves in 2011, led by Nolan Sanburn, who had eight saves.



Matt Carnes recorded 301 strikeouts and 24 wins during his three-year career out of Miami (Okla.) High School.



YEAR-BY-YEAR LEADERS

HITTING (Min. 2.5 AB per game)

Batting Average

| Year | AVG | Player | Year | 95 |
|-------------|-------------|--------------------|-------------|------------|
| 1952 | .308 | Lyle Wilkerson | 1974 | 137 |
| 1953 | .394 | Lamar McHan | 1975 | 134 |
| 1954 | .333 | Preston Carpenter | 1976 | 171 |
| 1955 | .359 | Joe Thompson | 1977 | 187 |
| 1956 | .386 | Joe Kretschmar | 1978 | 154 |
| 1957 | .400 | L. Drummonds | 1979 | 235 |
| 1958 | .369 | L. Drummonds | 1980 | 220 |
| 1959 | .320 | Pat Foster | 1981 | 196 |
| 1960 | .341 | Jerry Carlton | 1982 | 202 |
| | .341 | Pat Foster | 1983 | 250 |
| 1961 | .375 | Jerry Carlton | 1984 | 196 |
| 1962 | .382 | Jerry Carlton | 1985 | 254 |
| 1963 | .371 | Jim Jay | 1986 | 235 |
| 1964 | .383 | Mike Haynie | 1987 | 241 |
| 1965 | .322 | Bill Gray | 1988 | 215 |
| 1966 | .292 | Ronnie Tiffie | 1989 | 242 |
| 1967 | .341 | Fredy Washington | 1990 | 247 |
| 1968 | .352 | Mike Pryor | 1991 | 226 |
| 1969 | .417 | Bill Dorothy | 1992 | 229 |
| 1970 | .342 | Mike Pryor | 1993 | 212 |
| 1971 | .326 | David Marshall | 1994 | 243 |
| 1972 | .327 | Stan Ley | 1995 | 252 |
| 1973 | .395 | Keith Cochran | 1996 | 255 |
| 1974 | .372 | John Jenkins | 1997 | 251 |
| 1975 | .358 | Wally Erwin | 1998 | 233 |
| 1976 | .350 | Bill Montgomery | 1999 | 269 |
| 1977 | .301 | Arvis Harper | 2000 | 203 |
| 1978 | .356 | Tim Lollar | 2001 | 202 |
| 1979 | .357 | Ed Wallace | 2002 | 224 |
| 1980 | .386 | K. McReynolds | 2003 | 232 |
| 1981 | .378 | Billy Dees | 2004 | 258 |
| 1982 | .367 | Dave Van Horn | 2005 | 224 |
| 1983 | .362 | Tom Pagnozzi | 2006 | 235 |
| 1984 | .383 | Jeff King | 2007 | 232 |
| 1985 | .366 | Jeff King | 2008 | 224 |
| 1986 | .397 | Ralph Kraus | 2009 | 241 |
| 1987 | .393 | Jim Kremers | 2010 | 259 |
| 1988 | .337 | Randy Bobb | 2011 | 237 |
| 1989 | .383 | Scott Pose | 2012 | 264 |
| 1990 | .387 | Greg D'Alexander | | |
| 1991 | .354 | Mark Johnson | | |
| 1992 | .335 | Scott Epps | | |
| 1993 | .335 | Allen Williams | | |
| 1994 | .353 | Kyle Harris | | |
| 1995 | .371 | Ty Bilderback | | |
| 1996 | .391 | Matt Erickson | | |
| 1997 | .425 | Jeremy Jackson | | |
| 1998 | .365 | Eric Hinske | | |
| 1999 | .338 | Joe Jester | | |
| 2000 | .356 | Scott Crossett | | |
| 2001 | .357 | Jeff Hoeffler | | |
| 2002 | .316 | Scott Bridges | | |
| 2003 | .332 | Clay Goodwin | | |
| 2004 | .319 | Clay Goodwin | | |
| 2005 | .341 | Danny Hamblin | | |
| 2006 | .326 | Craig Gentry | | |
| 2007 | .347 | Logan Forsythe | | |
| 2008 | .366 | Chase Leavitt | | |
| 2009 | .319 | Andy Wilkins | | |
| 2010 | .429 | Zack Cox | | |
| 2011 | .335 | Dominic Ficociello | | |
| 2012 | .323 | Matt Reynolds | | |

At Bats


| Year | AB | Player | Year | 87 |
|------|-----|----------------|-------------|-----------|
| 1967 | 102 | Randy Marshall | 1990 | 56 |
| 1968 | 76 | Bill Brill | 1991 | 69 |
| 1969 | 104 | Mike Pryor | 1992 | 50 |
| 1970 | 98 | Fred Wanger | 1993 | 59 |
| 1971 | 141 | Stan Ley | 1994 | 58 |
| | 141 | David Marshall | 1995 | 61 |
| 1972 | 110 | Stan Ley | 1996 | 78 |
| | | | 1997 | 87 |

Thurman Smith
Doug Pogue
Ralph Bradbury
Ralph Bradbury
Johnny Ray
Johnny Ray
Kevin McReynolds
Billy Dees
Keith Longoria
Brett Harrison
Jeff King
Jeff King
Dave Patterson
Andy Skeels
Jim Kremers
Greg D'Alexander
Kirk Piskor
Mark Johnson
Allen Williams
Allen Williams
Kenderick Moore
Kenderick Moore
Jason McConnell
Jason McConnell

Rodney Nye

Brian Kirby
Brian Kirby
Michael Conner
Haas Pratt
Haas Pratt

Clay Goodwin
Danny Hamblin
Danny Hamblin
Tim Smaling
Scott Lyons
Collin Kuhn
Bo Bigham
Tim Carver



Johnny Ray helped lead Arkansas to a runner-up finish in the 1979 College World Series. He led the team in hits, at bats and runs that season.

| | | | | | |
|------|----|----------------|-------------|------------|--------------------|
| 1998 | 65 | Jack Welsh | 1992 | 73 | Scott Epps |
| 1999 | 76 | Joe Jester | | 73 | Allen Williams |
| 2000 | 66 | Jack Welsh | 1993 | 71 | Allen Williams |
| 2001 | 39 | Michael Conner | 1994 | 76 | Bob Hughes |
| 2002 | 52 | Michael Conner | 1995 | 80 | Kenderick Moore |
| 2003 | 50 | Ryan Fox | 1996 | 97 | Matt Erickson |
| 2004 | 53 | Danny Hamblin | 1997 | 94 | Matt Erickson |
| 2005 | 44 | Danny Hamblin | | 94 | Jeremy Jackson |
| 2006 | 46 | Danny Hamblin | 1998 | 85 | Eric Hinske |
| 2007 | 59 | Danny Hamblin | 1999 | 89 | Joe Jester |
| 2008 | 60 | Chase Leavitt | 2000 | 67 | Scott Crossett |
| 2009 | 54 | Ben Tschepikow | 2001 | 61 | Jeff Hoeffler |
| 2010 | 67 | Zack Cox | 2002 | 64 | Michael Conner |
| 2011 | 44 | Collin Kuhn | 2003 | 72 | Haas Pratt |
| 2012 | 48 | Matt Reynolds | 2004 | 80 | Haas Pratt |
| | | | 2005 | 75 | Danny Hamblin |
| | | | 2006 | 68 | Danny Hamblin |
| | | | 2007 | 78 | Logan Forsythe |
| | | | 2008 | 65 | Logan Forsythe |
| | | | 2009 | 76 | Ben Tschepikow |
| | | | 2010 | 102 | Zack Cox |
| | | | 2011 | 75 | Dominic Ficociello |
| | | | 2012 | 79 | Tim Carver |

Hits

| Year | Hits | Player | Year | RBI | Player |
|-------------|-----------|---------------------|------|-----|------------------|
| 1967 | 31 | Fredy Washington | 1967 | 21 | Bill Brill |
| 1968 | 25 | Mike Pryor | 1968 | 16 | Fredy Washington |
| 1969 | 40 | Bill Dorothy | 1969 | 27 | H.A. Scott |
| 1970 | 33 | Fred Wanger | 1970 | 30 | Fred Howard |
| 1971 | 46 | David Marshall | 1971 | 29 | H.A. Scott |
| 1972 | 36 | Stan Ley | 1972 | 17 | Stephen Ballard |
| 1973 | 30 | Keith Cochran | 1973 | 19 | Stephen Ballard |
| 1974 | 48 | John Jenkins | | 19 | Tommy Neal |
| 1975 | 43 | Wally Erwin | 1974 | 28 | Dennis Lundquist |
| 1976 | 31 | Bill Montgomery | 1975 | 23 | Bill Montgomery |
| 1977 | 44 | Arvis Harper | 1976 | 35 | Bill Montgomery |
| 1978 | 47 | Johnny Ray | 1977 | 30 | Marc Brumble |
| 1979 | 77 | Johnny Ray | 1978 | 28 | Arvis Harper |
| 1980 | 85 | Kevin McReynolds | 1979 | 47 | Johnny Ray |
| 1981 | 74 | Billy Dees | 1976 | 35 | Bill Montgomery |
| 1982 | 65 | Keith Longoria | 1977 | 30 | Marc Brumble |
| 1983 | 88 | Tom Pagnozzi | 1978 | 28 | Arvis Harper |
| 1984 | 75 | Jeff King | 1979 | 47 | Johnny Ray |
| 1985 | 93 | Jeff King | 1976 | 35 | Bill Montgomery |
| 1986 | 91 | Ralph Kraus | 1977 | 30 | Marc Brumble |
| | 91 | Dave Patterson | 1978 | 28 | Arvis Harper |
| 1987 | 94 | Jim Kremers | 1979 | 47 | Johnny Ray |
| 1988 | 70 | Randy Bobb | 1976 | 35 | Bill Montgomery |
| 1989 | 86 | Greg D'Alexander | 1977 | 30 | Marc Brumble |
| 1990 | 89 | Kirk Piskor | 1978 | 28 | Arvis Harper |
| 1991 | 80 | Mark Johnson | 1979 | 47 | Johnny Ray |

YEAR-BY-YEAR LEADERS



| | | | | |
|------|----|--------------------|------|----|
| 1980 | 57 | Kevin McReynolds | 1974 | 8 |
| 1981 | 50 | John Hennell | | 8 |
| 1982 | 39 | Mike Robinson | 1975 | 9 |
| 1983 | 50 | Tom Pagnozzi | 1976 | 13 |
| 1984 | 55 | Jeff King | 1977 | 10 |
| 1985 | 82 | Jeff King | 1978 | 8 |
| 1986 | 67 | Jeff King | 1979 | 17 |
| 1987 | 76 | Jim Kremers | 1980 | 21 |
| | 76 | Andy Skeels | 1981 | 18 |
| 1988 | 62 | Jim Kremers | | 18 |
| 1989 | 66 | Greg D'Alexander | 1982 | 10 |
| 1990 | 65 | Greg D'Alexander | | 10 |
| 1991 | 51 | Mark Johnson | 1983 | 16 |
| 1992 | 49 | Allen Williams | 1984 | 15 |
| 1993 | 43 | Bob Hughes | 1985 | 26 |
| 1994 | 62 | Bob Hughes | 1986 | 27 |
| 1995 | 55 | Kit Pellow | 1987 | 28 |
| 1996 | 66 | Kit Pellow | 1988 | 20 |
| 1997 | 78 | Ryan Lundquist | 1989 | 16 |
| 1998 | 71 | Eric Hinske | 1990 | 18 |
| 1999 | 78 | Rodney Nye | | 18 |
| 2000 | 46 | Kyle Washburn | 1991 | 21 |
| 2001 | 38 | Kyle Washburn | 1992 | 17 |
| 2002 | 53 | Ryan Fox | 1993 | 21 |
| 2003 | 50 | Andrew Wishy | 1994 | 19 |
| 2004 | 52 | Haas Pratt | 1995 | 16 |
| 2005 | 49 | Danny Hamblin | 1996 | 24 |
| 2006 | 68 | Danny Hamblin | 1997 | 27 |
| 2007 | 71 | Casey Coon | 1998 | 27 |
| 2008 | 48 | Brett Eibner | 1999 | 20 |
| 2009 | 58 | Andy Wilkins | | 20 |
| 2010 | 71 | Brett Eibner | 2000 | 20 |
| 2011 | 50 | Dominic Ficociello | 2001 | 16 |
| 2012 | 45 | Matt Reynolds | 2002 | 14 |

Doubles

| Year | 2B | Player |
|------|----|------------------|
| 1967 | 6 | Ronnie Tiffie |
| | 6 | Fredy Washington |
| 1968 | 9 | Bill Brill |
| 1969 | 10 | Fred Wanger |
| 1970 | 7 | H.A. Scott |
| | 7 | Fred Wanger |
| 1971 | 12 | Stan Ley |
| 1972 | 9 | Stan Ley |
| 1973 | 7 | Keith Cochran |



Kenderick Moore played 242 games from 1992-96 for the Razorbacks and earned All-SEC Honors in 1996. He also led the team with 80 hits in 1995.

| Year | 3B | Player |
|------|----|------------------|
| 1967 | 2 | Ronnie Tiffie |
| 1968 | 3 | Randy Marshall |
| 1969 | 3 | H.A. Scott |
| 1970 | 5 | Freddy Howard |
| 1971 | 8 | Stan Ley |
| | 8 | David Marshall |
| 1972 | 5 | Stan Ley |
| 1973 | 2 | Tommy Neal |
| | 2 | Greg Snowden |
| 1974 | 2 | John Jenkins |
| | 2 | Mike Kirkland |
| | 2 | Greg Snowden |
| 1975 | 6 | Wally Erwin |
| 1976 | 4 | Ralph Bradbury |
| 1977 | 5 | Arvis Harper |
| 1978 | 6 | Arvis Harper |
| 1979 | 12 | Johnny Ray |
| 1980 | 6 | Kevin McReynolds |
| 1981 | 7 | Chris Shaddy |
| 1982 | 6 | Gary Jones |
| 1983 | 8 | Scott Loseke |
| 1984 | 5 | Norm Roberts |
| 1985 | 7 | Norm Roberts |
| 1986 | 7 | Ralph Kraus |
| 1987 | 7 | Andy Skeels |
| 1988 | 6 | Scott Pose |
| 1989 | 12 | Troy Eklund |
| 1990 | 6 | Scott Epps |
| 1991 | 6 | Bubba Carpenter |
| | 6 | Mark Johnson |
| 1992 | 6 | Allen Williams |
| 1993 | 6 | Allen Williams |
| 1994 | 9 | Bob Hughes |
| 1995 | 6 | Ty Bilderback |
| 1996 | 7 | Jason McConnell |
| 1997 | 8 | Jeremy Jackson |
| 1998 | 3 | Brent Caldwell |
| 1999 | 3 | Jack Welsh |
| 2000 | 3 | Jeff Hoefler |
| | 3 | Kyle Washburn |
| 2001 | 2 | Ryan Fox |
| | 2 | Kyle Washburn |
| | 2 | Andrew Wishy |
| 2002 | 8 | Kirk McConnell |
| 2003 | 3 | Scott Bridges |
| | 3 | Clay Goodwin |
| 2004 | 3 | Jake Dugger |
| | 3 | Scott Hode |
| 2005 | 2 | Clay Goodwin |
| | 2 | Casey Rowlett |
| 2006 | 3 | Craig Gentry |
| 2007 | 2 | Logan Forsythe |
| | 2 | Brad Secrist |
| 2008 | 3 | Ben Tschepikow |
| 2009 | 4 | Ben Tschepikow |
| 2010 | 4 | Collin Kuhn |
| 2011 | 4 | Kyle Robinson |
| 2012 | 3 | Derrick Bleeker |
| | 3 | Jacob Morris |

Home Runs

| Year | HR | Player |
|------|----|----------------|
| 1967 | 4 | Bill Brill |
| 1968 | 3 | Randy Marshall |
| 1969 | 8 | Mike Pryor |
| 1970 | 3 | Bill Dorothy |
| | 3 | Mark Jones |
| | 3 | H.A. Scott |
| 1971 | 6 | Greg Palka |
| | 6 | H.A. Scott |
| 1972 | 4 | Barton Rhoades |
| 1973 | 4 | Mike Kirkland |
| 1974 | 5 | John Jenkins |
| 1975 | 1 | James Andree |

| Year | Player | Year | Player |
|------|--------|------|--------|
| 1976 | 5 | 1976 | 5 |
| 1977 | 6 | 1977 | 6 |
| 1978 | 6 | 1978 | 6 |
| 1979 | 8 | 1979 | 8 |
| | 8 | 1980 | 17 |
| 1980 | 17 | 1981 | 10 |
| 1981 | 10 | 1982 | 6 |
| 1982 | 6 | 1983 | 6 |
| 1983 | 6 | 1984 | 8 |
| 1984 | 8 | | 8 |
| 1985 | 17 | 1985 | 17 |
| 1986 | 17 | 1986 | 17 |
| 1987 | 18 | 1987 | 18 |
| 1988 | 13 | 1988 | 13 |
| 1989 | 9 | 1989 | 9 |
| 1990 | 14 | 1990 | 14 |
| 1991 | 7 | 1991 | 7 |
| 1992 | 10 | 1992 | 10 |
| 1993 | 7 | 1993 | 7 |
| 1994 | 6 | 1994 | 6 |
| | 6 | 1995 | 12 |
| 1995 | 12 | 1996 | 9 |
| 1996 | 9 | 1997 | 24 |
| 1997 | 24 | 1998 | 15 |
| 1998 | 15 | 1999 | 20 |
| 1999 | 20 | 2000 | 9 |
| 2000 | 9 | 2001 | 9 |
| 2001 | 9 | 2002 | 17 |
| 2002 | 17 | 2003 | 19 |
| 2003 | 19 | 2004 | 8 |
| 2004 | 8 | | 8 |
| 2005 | 10 | 2005 | 10 |
| 2006 | 17 | 2006 | 17 |
| 2007 | 22 | 2007 | 22 |
| 2008 | 14 | 2008 | 14 |
| 2009 | 19 | 2009 | 19 |
| 2010 | 22 | 2010 | 22 |
| 2011 | 10 | 2011 | 10 |
| 2012 | 7 | 2012 | 7 |

Stolen Bases

| Year | SB | Player |
|------|----|------------------|
| 1967 | 6 | Terry Baker |
| 1968 | 12 | Fredy Washington |
| 1969 | 10 | Mike Pryor |
| 1970 | 16 | David Marshall |
| 1971 | 15 | H.A. Scott |
| 1972 | 6 | Keith Cochran |
| | 6 | Stan Ley |
| | 6 | Bruce Mitchell |
| | 6 | Thurman Smith |
| 1973 | 10 | Thurman Smith |
| 1974 | 9 | James Andree |
| 1975 | 18 | Wally Erwin |
| 1976 | 13 | Michael Watson |
| 1977 | 17 | Hank Thompson |
| 1978 | 24 | Shaun Lacey |
| 1979 | 19 | Larry Wallace |
| 1980 | 20 | Todd Zacher |
| 1981 | 20 | Don Carter |
| | 20 | Todd Zacher |
| 1982 | 35 | Gary Jones |
| 1983 | 42 | Scott Loseke |
| 1984 | 27 | Jim Ward |
| 1985 | 15 | Mike Loggins |
| 1986 | 17 | Darin Hernandez |
| 1987 | 26 | Dan Campbell |
| 1988 | 20 | Scott Pose |
| 1989 | 28 | Scott Pose |



YEAR-BY-YEAR LEADERS



Nick Schmidt struck out a team-high 145 batters in 2006, the second-highest single-season total in school history.

| | | | | | |
|------|----|-----------------|------|----|------------------|
| 1990 | 26 | Mark Johnson | 1980 | 13 | Steve Krueger |
| 1991 | 23 | Mark Johnson | 1981 | 11 | Scott Tabor |
| 1992 | 29 | Allen Williams | 1982 | 7 | Ed Myers |
| 1993 | 18 | Allen Williams | 1983 | 10 | Charlie Corbell |
| 1994 | 24 | Kenderick Moore | 1984 | 8 | Kevin Campbell |
| 1995 | 32 | Jeff Parsons | 1985 | 11 | Fred Farwell |
| 1996 | 29 | Kenderick Moore | 1986 | 9 | Steve Parker |
| 1997 | 21 | Jason McConnell | 1987 | 11 | John Cebuhar |
| 1998 | 19 | Eric Hinske | 1988 | 11 | Bobby Edwards |
| 1999 | 35 | Joe Jester | 1989 | 10 | Dennis Fletcher |
| 2000 | 19 | Jack Welsh | | 10 | Mike Oquist |
| 2001 | 13 | Michael Conner | 1990 | 10 | Doug Bennett |
| 2002 | 13 | Scott Bridges | 1991 | 6 | Doug Bennett |
| 2003 | 13 | Scott Bridges | | 6 | Brian Cook |
| 2004 | 24 | Scott Bridges | 1992 | 8 | Scott Brocail |
| 2005 | 22 | Scott Bridges | 1993 | 9 | Brian Cook |
| 2006 | 16 | Craig Gentry | 1994 | 8 | Scott Cunningham |
| 2007 | 18 | Logan Forsythe | 1995 | 9 | Alan Mahaffey |
| 2008 | 11 | Logan Forsythe | 1996 | 10 | Matt Carnes |
| 2009 | 17 | Ben Tschepikow | 1997 | 7 | Matt Carnes |
| 2010 | 17 | Collin Kuhn | | 7 | Lance Franks |
| 2011 | 24 | Tim Carver | 1998 | 10 | David Walling |
| 2012 | 16 | Matt Reynolds | 1999 | 10 | David Walling |
| | | | 2000 | 4 | Gary Hogan Jr. |
| | | | | 4 | Cliff Lee |
| | | | 2001 | 4 | Scott Roehl |
| | | | 2002 | 7 | Charlie Isaacson |
| | | | 2003 | 8 | Scott Roehl |
| | | | 2004 | 10 | Charley Boyce |
| | | | | 10 | Jay Sawatski |
| | | | 2005 | 11 | Charley Boyce |
| | | | 2006 | 9 | Nick Schmidt |
| | | | 2007 | 11 | Nick Schmidt |
| | | | 2008 | 5 | Cliff Springston |
| | | | 2009 | 9 | Dallas Keuchel |
| | | | 2010 | 9 | Drew Smyly |
| | | | 2011 | 10 | DJ Baxendale |
| | | | 2012 | 8 | DJ Baxendale |
| | | | | 8 | Ryne Stanek |

PITCHING (min. 20% team games)

Victories

| Year | Wins | Player | Year | ERA | Player |
|------|------|-----------------|------|------|-----------------|
| 1967 | 8 | Butch Hopkins | 1967 | 3.48 | John Tyra |
| 1968 | 3 | Joe Fair | 1968 | | not available |
| | 3 | Stephan Reagan | 1969 | 2.08 | Jerry Blackwood |
| 1969 | 7 | Jerry Blackwood | 1970 | 2.67 | Freddy Howard |
| 1970 | 6 | Terry Verhage | | | |
| | 6 | Bill Wyles | | | |
| 1971 | 7 | Terry Verhage | | | |
| 1972 | 6 | Larry Paulsen | | | |
| 1973 | 5 | Tim Brewer | | | |
| | 5 | Larry Paulsen | | | |
| 1974 | 5 | Gerald Hannahs | | | |
| | 5 | Dennis Pugh | | | |
| 1975 | 5 | Warren Hemm | | | |
| | 5 | Richard Miller | | | |
| 1976 | 8 | Warren Hemm | | | |
| 1977 | 8 | Mark McClain | | | |
| 1978 | 6 | Tim Lollar | | | |
| 1979 | 13 | Rich Erwin | | | |

| | | | | | |
|------|------|-----------------|------|--------------|---------------------|
| 1971 | 1.79 | Gerald Hannahs | 1998 | 103.1 | David Walling |
| 1972 | 2.23 | Larry Paulsen | 1999 | 121.1 | David Walling |
| 1973 | 1.91 | Tim Brewer | 2000 | 65.0 | Gary Hogan Jr. |
| 1974 | 3.16 | Gerald Hannahs | 2001 | 82.0 | Charlie Isaacson |
| 1975 | 3.28 | Richard Miller | 2002 | 90.1 | Charlie Isaacson |
| 1976 | 2.23 | Rich Erwin | 2003 | 93.1 | Jarrett Gardner |
| 1977 | 1.16 | Bill Bakewell | 2004 | 115.1 | Charley Boyce |
| 1978 | 1.37 | Bill Bakewell | 2005 | 122.1 | Charley Boyce |
| 1979 | 1.73 | Steve Krueger | 2006 | 116.2 | Nick Schmidt |
| 1980 | 1.40 | John Stanley | 2007 | 124.0 | Nick Schmidt |
| 1981 | 2.38 | Scott Tabor | 2008 | 87.2 | Cliff Springston |
| 1982 | 2.59 | Scott Tabor | 2009 | 108.0 | Dallas Keuchel |
| 1983 | 2.88 | Charlie Corbell | 2010 | 103.0 | Drew Smyly |
| 1984 | 2.36 | Dera Clark | 2011 | 85.1 | DJ Baxendale |
| 1985 | 2.53 | Tim Dietz | 2012 | 107.0 | DJ Baxendale |
| 1986 | 2.30 | Steve Parker | | | |
| 1987 | 2.73 | Dennis Fletcher | | | |
| 1988 | 4.42 | Bobby Edwards | | | |
| 1989 | 2.68 | Phillip Stidham | | | |

| Strikeouts | | Player | |
|------------|------------|--------|------------|
| Year | K | Year | K |
| 1967 | 91 | 1967 | 91 |
| 1968 | | 1968 | |
| 1969 | 65 | 1969 | 65 |
| 1970 | 59 | 1970 | 59 |
| 1971 | 55 | 1971 | 55 |
| 1972 | 78 | 1972 | 78 |
| 1973 | 48 | 1973 | 48 |
| 1974 | 83 | 1974 | 83 |
| 1975 | 75 | 1975 | 75 |
| 1976 | 66 | 1976 | 66 |
| 1977 | 53 | 1977 | 53 |
| 1978 | 73 | 1978 | 73 |
| 1979 | 75 | 1979 | 75 |
| 1980 | 74 | 1980 | 74 |
| 1981 | 65 | 1981 | 65 |
| 1982 | 76 | 1982 | 76 |
| 1983 | 51 | 1983 | 51 |
| 1984 | 61 | 1984 | 61 |
| 1985 | 90 | 1985 | 90 |
| 1986 | 72 | 1986 | 72 |
| 1987 | 106 | 1987 | 106 |
| 1988 | 76 | 1988 | 76 |
| 1989 | 93 | 1989 | 93 |
| 1990 | 86 | 1990 | 86 |
| 1991 | 56 | 1991 | 56 |
| 1992 | 63 | 1992 | 63 |
| 1993 | 84 | 1993 | 84 |
| 1994 | 87 | 1994 | 87 |
| 1995 | 111 | 1995 | 111 |
| 1996 | 105 | 1996 | 105 |
| 1997 | 85 | 1997 | 85 |
| 1998 | 128 | 1998 | 128 |
| 1999 | 155 | 1999 | 155 |
| 2000 | 77 | 2000 | 77 |
| 2001 | 63 | 2001 | 63 |
| 2002 | 62 | 2002 | 62 |
| 2003 | 59 | 2003 | 59 |
| 2004 | 86 | 2004 | 86 |
| 2005 | 89 | 2005 | 89 |
| 2006 | 145 | 2006 | 145 |
| 2007 | 128 | 2007 | 128 |
| 2008 | 76 | 2008 | 76 |
| 2009 | 79 | 2009 | 79 |
| 2010 | 114 | 2010 | 114 |
| 2011 | 77 | 2011 | 77 |
| 2012 | 96 | 2012 | 96 |

Bold denotes UA modern-era record (since 1967).

YEAR-BY-YEAR RESULTS



| Year | Overall | | | | Conference | | | Coach |
|---------------------------------|---------|----|---|------|------------|----|------|-----------------|
| | W | L | T | Pct. | W | L | Pct. | |
| 1897 | 2 | 4 | 0 | .333 | | | | None Appointed |
| 1901 | 5 | 1 | 0 | .833 | | | | None Appointed |
| 1902 | 2 | 7 | 0 | .222 | | | | None Appointed |
| 1903 | 6 | 2 | 0 | .750 | | | | None Appointed |
| 1905 | 5 | 4 | 0 | .556 | | | | None Appointed |
| 1908 | 18 | 5 | 0 | .783 | | | | Hugo Bezdek |
| 1909 | 12 | 5 | 0 | .705 | | | | Hugo Bezdek |
| 1910 | 12 | 8 | 0 | .600 | | | | Hugo Bezdek |
| 1911 | 9 | 5 | 0 | .791 | | | | Hugo Bezdek |
| 1912 | 7 | 8 | 0 | .467 | | | | Hugo Bezdek |
| 1913 | 13 | 6 | 0 | .684 | | | | Hugo Bezdek |
| 1914 | 14 | 5 | 0 | .737 | | | | E.T. Pickering |
| 1915 | 19 | 7 | 0 | .731 | | | | E.T. Pickering |
| 1916 | 10 | 5 | 0 | .667 | | | | T.T. McConnell |
| 1919 | 5 | 3 | 0 | .625 | | | | Claude Watts |
| 1920 | 3 | 3 | 0 | .500 | | | | Claude Watts |
| 1922 | 0 | 6 | 0 | .000 | 0 | 6 | .000 | Norman Coyle |
| 1923 | 5 | 11 | 0 | .313 | 2 | 5 | .286 | Francis Schmidt |
| 1924 | 3 | 11 | 0 | .214 | 0 | 8 | .000 | Francis Schmidt |
| 1925 | 5 | 11 | 0 | .313 | 1 | 11 | .083 | Francis Schmidt |
| 1926 | 4 | 13 | 0 | .235 | 1 | 10 | .091 | Francis Schmidt |
| 1927 | 8 | 5 | 0 | .615 | | | | Francis Schmidt |
| 1928 | 7 | 6 | 0 | .538 | | | | Francis Schmidt |
| 1929 | 6 | 7 | 0 | .461 | | | | Francis Schmidt |
| (Baseball discontinued 1930-46) | | | | | | | | |
| 1947 | 4 | 8 | 0 | .333 | | | | Deke Brackett |
| 1948 | 12 | 9 | 0 | .571 | | | | Deke Brackett |
| 1949 | 7 | 5 | 0 | .538 | | | | Deke Brackett |
| 1950 | 6 | 6 | 0 | .500 | | | | Bill Ferrell |
| 1951 | 10 | 7 | 0 | .588 | | | | Bill Ferrell |
| 1952 | 6 | 9 | 0 | .400 | | | | Bill Ferrell |
| 1953 | 7 | 11 | 0 | .388 | | | | Bill Ferrell |
| 1954 | 5 | 16 | 0 | .238 | | | | Bill Ferrell |
| 1955 | 11 | 11 | 0 | .500 | | | | Bill Ferrell |
| 1956 | 14 | 6 | 0 | .700 | | | | Bill Ferrell |
| 1957 | 6 | 7 | 0 | .462 | | | | Bill Ferrell |
| 1958 | 8 | 10 | 0 | .444 | | | | Bill Ferrell |
| 1959 | 6 | 8 | 0 | .429 | | | | Bill Ferrell |
| 1960 | 14 | 9 | 0 | .609 | | | | Bill Ferrell |
| 1961 | 9 | 8 | 0 | .529 | | | | Bill Ferrell |
| 1962 | 13 | 7 | 0 | .650 | | | | Bill Ferrell |
| 1963 | 13 | 10 | 0 | .565 | | | | Bill Ferrell |
| 1964 | 8 | 10 | 0 | .444 | | | | Bill Ferrell |
| 1965 | 3 | 14 | 0 | .176 | | | | Bill Ferrell |
| 1966 | 4 | 16 | 0 | .200 | | | | Wayne Robbins |
| 1967 | 15 | 14 | 0 | .517 | | | | Wayne Robbins |
| 1968 | 13 | 11 | 0 | .541 | | | | Wayne Robbins |
| 1969 | 18 | 10 | 0 | .643 | | | | Wayne Robbins |
| 1970 | 19 | 13 | 0 | .594 | | | | Norm DeBriyn |
| 1971 | 23 | 18 | 1 | .560 | | | | Norm DeBriyn |
| 1972 | 16 | 16 | 0 | .500 | | | | Norm DeBriyn |
| 1973 | 23 | 7 | 1 | .758 | | | | Norm DeBriyn |
| 1974 | 22 | 21 | 0 | .512 | 9 | 15 | .375 | Norm DeBriyn |
| 1975 | 20 | 22 | 0 | .476 | 8 | 14 | .364 | Norm DeBriyn |
| 1976 | 31 | 15 | 1 | .670 | 12 | 12 | .500 | Norm DeBriyn |
| 1977 | 33 | 18 | 0 | .647 | 14 | 10 | .583 | Norm DeBriyn |
| 1978 | 31 | 13 | 0 | .705 | 18 | 6 | .750 | Norm DeBriyn |
| 1979 | 49 | 15 | 0 | .766 | 19 | 5 | .792 | Norm DeBriyn |
| 1980 | 44 | 22 | 0 | .667 | 15 | 8 | .652 | Norm DeBriyn |
| 1981 | 31 | 21 | 0 | .596 | 12 | 9 | .571 | Norm DeBriyn |
| 1982 | 40 | 15 | 2 | .719 | 13 | 8 | .619 | Norm DeBriyn |
| 1983 | 44 | 21 | 0 | .677 | 13 | 8 | .619 | Norm DeBriyn |

| Year | Overall | | | | Conference | | | Coach |
|------|---------|----|---|------|------------|----|------|---------------|
| | W | L | T | Pct. | W | L | Pct. | |
| 1984 | 40 | 16 | 0 | .714 | 12 | 9 | .571 | Norm DeBriyn |
| 1985 | 51 | 15 | 0 | .773 | 13 | 7 | .650 | Norm DeBriyn |
| 1986 | 43 | 17 | 0 | .717 | 15 | 6 | .714 | Norm DeBriyn |
| 1987 | 51 | 16 | 1 | .757 | 17 | 4 | .810 | Norm DeBriyn |
| 1988 | 39 | 23 | 0 | .629 | 12 | 9 | .571 | Norm DeBriyn |
| 1989 | 51 | 16 | 0 | .761 | 17 | 4 | .810 | Norm DeBriyn |
| 1990 | 47 | 15 | 0 | .758 | 16 | 5 | .762 | Norm DeBriyn |
| 1991 | 40 | 22 | 0 | .645 | 10 | 11 | .476 | Norm DeBriyn |
| 1992 | 31 | 26 | 0 | .544 | 10 | 13 | .436 | Norm DeBriyn |
| 1993 | 33 | 26 | 0 | .559 | 11 | 16 | .407 | Norm DeBriyn |
| 1994 | 30 | 27 | 0 | .526 | 13 | 13 | .500 | Norm DeBriyn |
| 1995 | 38 | 23 | 0 | .623 | 13 | 15 | .448 | Norm DeBriyn |
| 1996 | 39 | 20 | 0 | .661 | 15 | 15 | .500 | Norm DeBriyn |
| 1997 | 36 | 20 | 0 | .643 | 15 | 14 | .517 | Norm DeBriyn |
| 1998 | 38 | 21 | 0 | .644 | 13 | 14 | .481 | Norm DeBriyn |
| 1999 | 42 | 23 | 0 | .646 | 22 | 8 | .733 | Norm DeBriyn |
| 2000 | 24 | 30 | 0 | .444 | 8 | 20 | .286 | Norm DeBriyn |
| 2001 | 27 | 29 | 0 | .482 | 11 | 19 | .367 | Norm DeBriyn |
| 2002 | 35 | 28 | 0 | .556 | 13 | 14 | .481 | Norm DeBriyn |
| 2003 | 35 | 22 | 0 | .614 | 14 | 16 | .467 | Dave Van Horn |
| 2004 | 45 | 24 | 0 | .652 | 19 | 11 | .633 | Dave Van Horn |
| 2005 | 39 | 22 | 0 | .639 | 13 | 17 | .433 | Dave Van Horn |
| 2006 | 39 | 21 | 0 | .650 | 18 | 12 | .600 | Dave Van Horn |
| 2007 | 43 | 21 | 0 | .672 | 18 | 12 | .600 | Dave Van Horn |
| 2008 | 34 | 22 | 0 | .586 | 14 | 15 | .483 | Dave Van Horn |
| 2009 | 41 | 24 | 0 | .631 | 14 | 15 | .483 | Dave Van Horn |
| 2010 | 43 | 21 | 0 | .672 | 18 | 12 | .600 | Dave Van Horn |
| 2011 | 40 | 22 | 0 | .645 | 15 | 15 | .500 | Dave Van Horn |
| 2012 | 46 | 22 | 0 | .676 | 16 | 14 | .533 | Dave Van Horn |

Team Records - Season

All-Time Record/Seasons: 1,958-1,243-6 (.611)/90

All-Time Conference Record/Seasons:

Southeastern Conference - 303-300 (.502)/21

Southwest Conference - 264-205 (.563)/24

Combined - 567-505 (.529)/45

Razorback All-Time Head Coaching Records

| Coach | W | L | T | Pct. | Tenure (Yrs.) |
|-----------------|--------------|--------------|----------|-------------|-------------------|
| None | 20 | 18 | 0 | .527 | 1897-1905 (9) |
| Hugo Bezdek | 81 | 37 | 0 | .704 | 1908-13 (6) |
| E.T. Pickering | 23 | 12 | 0 | .657 | 1914-15 (2) |
| T.T. McConnell | 10 | 5 | 0 | .667 | 1916 (1) |
| Claude Watts | 8 | 6 | 0 | .571 | 1919-20 (2) |
| Norman Coyle | 0 | 6 | 0 | .000 | 1922 (0) |
| Francis Schmidt | 38 | 64 | 0 | .373 | 1923-29 (7) |
| Deke Brackett | 23 | 22 | 0 | .511 | 1947-49 (3) |
| Bill Ferrell | 139 | 149 | 0 | .483 | 1950-65 (16) |
| Wayne Robbins | 50 | 51 | 0 | .495 | 1966-69 (4) |
| Norm DeBriyn | 1,161 | 650 | 6 | .640 | 1970-2002 (33) |
| Dave Van Horn | 405 | 223 | 0 | .645 | 2003-Present (10) |
| Totals | 1,958 | 1,243 | 6 | .611 | |



ARKANSAS VS. ALL OPPONENTS

| Opponent | G | W | L | Win% | ^UA | ^OPP | Home | Away | Neu. | Opponent | G | W | L | Win% | ^UA | ^OPP | Home | Away | Neu. |
|----------------------|-----------|-----------|-----------|-------------|------------|------------|--------------|--------------|------------|----------------------------|-----------|-----------|-----------|-------------|------------|------------|--------------|--------------|------------|
| Abeline Christian | 2 | 2 | 0 | 1.000 | 15 | 4 | 2-0 | 0-0 | 0-0 | Memphis* | 33 | 20 | 12 | .621 | 181 | 147 | 9-3 | 9-7-1 | 2-2 |
| Air Force | 2 | 1 | 1 | .500 | 18 | 2 | 0-0 | 0-0 | 1-1 | Miami (Fla.) | 4 | 0 | 4 | .000 | 5 | 19 | 0-0 | 0-3 | 0-1 |
| Alabama | 70 | 29 | 41 | .414 | 387 | 426 | 19-14 | 7-22 | 3-5 | Miami (Ohio) | 3 | 3 | 0 | 1.000 | 29 | 11 | 2-0 | 0-0 | 1-0 |
| Albany | 1 | 1 | 0 | 1.000 | 9 | 0 | 1-0 | 0-0 | 0-0 | Middle Tennessee | 1 | 1 | 0 | 1.000 | 10 | 7 | 0-0 | 0-0 | 1-0 |
| Alcorn State | 1 | 1 | 0 | 1.000 | 9 | 1 | 1-0 | 0-0 | 0-0 | Minnesota | 10 | 7 | 3 | .700 | 59 | 53 | 4-0 | 2-2 | 1-1 |
| American Christian | 4 | 1 | 3 | .250 | 3 | 9 | 1-3 | 0-0 | 0-0 | Mississippi College | 4 | 2 | 2 | .500 | 20 | 10 | 0-0 | 2-2 | 0-0 |
| Arizona | 5 | 2 | 3 | .400 | 33 | 28 | 0-0 | 1-2 | 1-1 | Mississippi State | 82 | 37 | 45 | .451 | 508 | 535 | 15-16 | 15-21 | 7-8 |
| Arizona State | 9 | 3 | 6 | .333 | 44 | 58 | 2-0 | 0-5 | 1-1 | Mississippi Valley State | 1 | 1 | 0 | 1.000 | 12 | 3 | 1-0 | 0-0 | 0-0 |
| Auburn | 71 | 32 | 39 | .451 | 449 | 469 | 17-16 | 12-18 | 3-5 | Missouri | 23 | 12 | 11 | .522 | 137 | 171 | 7-2 | 4-5 | 1-4 |
| Baker | 8 | 7 | 1 | .875 | 65 | 18 | 7-1 | 0-0 | 0-0 | Missouri Southern* | 46 | 44 | 1 | .967 | 471 | 145 | 43-0-1 | 1-1 | 0-0 |
| Ball State | 3 | 2 | 1 | .667 | 21 | 10 | 2-1 | 0-0 | 0-0 | Missouri State | 67 | 47 | 20 | .701 | 445 | 317 | 31-8 | 16-11 | 0-1 |
| Baylor | 66 | 38 | 28 | .576 | 386 | 317 | 22-7 | 14-19 | 2-2 | Missouri-St. Louis | 2 | 2 | 0 | 1.000 | 25 | 4 | 2-0 | 0-0 | 0-0 |
| Belhaven | 3 | 2 | 1 | .667 | 10 | 11 | 0-0 | 2-1 | 0-0 | Missouri Valley | 1 | 1 | 0 | 1.000 | 7 | 1 | 1-0 | 0-0 | 0-0 |
| Benedictine | 1 | 1 | 0 | 1.000 | 9 | 0 | 1-0 | 0-0 | 0-0 | Missouri Western | 18 | 17 | 1 | .944 | 157 | 37 | 17-1 | 0-0 | 0-0 |
| Binghamton | 3 | 3 | 0 | 1.000 | 15 | 3 | 3-0 | 0-0 | 0-0 | Morningside | 2 | 1 | 1 | .500 | 41 | 17 | 1-1 | 0-0 | 0-0 |
| Bucknell | 1 | 1 | 0 | 1.000 | 10 | 7 | 0-0 | 0-0 | 1-0 | Murray State | 2 | 2 | 0 | 1.000 | 12 | 5 | 2-0 | 0-0 | 0-0 |
| Buena Vista | 22 | 14 | 8 | .636 | 149 | 111 | 13-8 | 0-0 | 1-0 | Navy | 2 | 2 | 0 | 1.000 | 14 | 5 | 0-0 | 0-0 | 2-0 |
| BYU | 3 | 2 | 1 | .667 | 18 | 7 | 2-0 | 0-0 | 0-1 | Nebraska | 16 | 8 | 8 | .500 | 86 | 91 | 7-6 | 1-1 | 0-1 |
| California | 7 | 4 | 3 | .571 | 41 | 40 | 2-1 | 2-1 | 0-1 | Nebraska-Kearney | 2 | 1 | 1 | .500 | 5 | 4 | 1-1 | 0-0 | 0-0 |
| Cal State Fullerton | 4 | 1 | 3 | .250 | 26 | 27 | 0-0 | 0-0 | 1-3 | Nevada | 1 | 1 | 0 | 1.000 | 10 | 2 | 1-0 | 0-0 | 0-0 |
| Cal State Northridge | 3 | 3 | 0 | 1.000 | 22 | 12 | 3-0 | 0-0 | 0-0 | New Mexico | 7 | 6 | 1 | .857 | 39 | 18 | 2-0 | 1-0 | 3-1 |
| Carthage* | 2 | 1 | 0 | .750 | 10 | 3 | 1-0-1 | 0-0 | 0-0 | New Mexico State | 2 | 2 | 0 | 1.000 | 16 | 7 | 0-0 | 1-0 | 1-0 |
| Centenary | 40 | 32 | 8 | .800 | 363 | 181 | 20-4 | 12-4 | 0-0 | New Orleans | 2 | 0 | 2 | .000 | 8 | 16 | 0-0 | 0-1 | 0-1 |
| Central Michigan | 2 | 2 | 0 | 1.000 | 11 | 4 | 2-0 | 0-0 | 0-0 | Nicholls State | 1 | 0 | 1 | .000 | 3 | 5 | 0-0 | 0-1 | 0-0 |
| Central Missouri | 9 | 9 | 0 | 1.000 | 89 | 38 | 9-0 | 0-0 | 0-0 | North Carolina | 1 | 1 | 0 | 1.000 | 7 | 3 | 0-0 | 0-0 | 1-0 |
| Central Oklahoma | 1 | 1 | 0 | 1.000 | 6 | 2 | 1-0 | 0-0 | 0-0 | North Dakota State | 2 | 2 | 0 | 1.000 | 20 | 3 | 2-0 | 0-0 | 0-0 |
| Charlotte | 2 | 1 | 1 | .500 | 13 | 6 | 0-0 | 0-0 | 1-1 | Northeastern State | 27 | 25 | 2 | .926 | 219 | 77 | 25-2 | 0-0 | 0-0 |
| Clemson | 6 | 3 | 3 | .500 | 34 | 40 | 0-1 | 1-2 | 2-0 | Northern Colorado | 8 | 7 | 1 | .875 | 61 | 28 | 7-1 | 0-0 | 0-0 |
| Coastal Carolina | 3 | 1 | 2 | .333 | 16 | 22 | 1-2 | 0-0 | 0-0 | Northern Illinois | 3 | 3 | 0 | 1.000 | 34 | 10 | 3-0 | 0-0 | 0-0 |
| Colorado | 2 | 2 | 0 | 1.000 | 25 | 4 | 2-0 | 0-0 | 0-0 | Northern Iowa | 5 | 5 | 0 | 1.000 | 62 | 9 | 5-0 | 0-0 | 0-0 |
| Creighton | 13 | 8 | 5 | .615 | 66 | 42 | 4-1 | 4-4 | 0-0 | North Texas | 11 | 11 | 0 | 1.000 | 110 | 15 | 11-0 | 0-0 | 0-0 |
| Dallas Baptist | 18 | 11 | 7 | .611 | 127 | 95 | 9-5 | 1-0 | 1-2 | Northwestern State | 17 | 15 | 2 | .882 | 123 | 76 | 7-1 | 5-1 | 3-0 |
| Delaware | 3 | 3 | 0 | 1.000 | 22 | 15 | 1-0 | 0-0 | 2-0 | Northwest Missouri State* | 11 | 9 | 1 | .864 | 79 | 43 | 9-1-1 | 0-0 | 0-0 |
| Delaware State | 3 | 3 | 0 | 1.000 | 24 | 2 | 3-0 | 0-0 | 0-0 | Northwood Institute | 1 | 1 | 0 | 1.000 | 9 | 1 | 1-0 | 0-0 | 0-0 |
| Delta State | 5 | 2 | 3 | .400 | 27 | 38 | 0-0 | 2-3 | 0-0 | Notre Dame | 3 | 2 | 1 | .667 | 16 | 13 | 1-0 | 0-0 | 1-1 |
| Drake | 6 | 5 | 1 | .833 | 39 | 27 | 5-1 | 0-0 | 0-0 | Ohio State | 1 | 1 | 0 | 1.000 | 8 | 6 | 0-0 | 0-0 | 1-0 |
| Eastern Illinois | 19 | 18 | 1 | .947 | 198 | 44 | 18-1 | 0-0 | 0-0 | Oklahoma | 25 | 14 | 11 | .560 | 152 | 123 | 6-2 | 7-9 | 1-0 |
| Eastern Kentucky | 1 | 1 | 0 | 1.000 | 20 | 13 | 0-0 | 0-0 | 1-0 | Oklahoma Baptist | 9 | 6 | 3 | .667 | 45 | 40 | 4-2 | 2-1 | 0-0 |
| Eastern Michigan | 15 | 14 | 1 | .933 | 104 | 48 | 7-0 | 0-0 | 7-1 | Oklahoma Christian | 1 | 1 | 0 | 1.000 | 14 | 4 | 1-0 | 0-0 | 0-0 |
| East Texas Baptist | 2 | 0 | 2 | .000 | 1 | 6 | 0-0 | 0-2 | 0-0 | Oklahoma City | 24 | 23 | 1 | .958 | 217 | 82 | 15-0 | 8-1 | 0-0 |
| Eckerd | 1 | 1 | 0 | 1.000 | 8 | 2 | 0-0 | 0-0 | 1-0 | Oklahoma State | 39 | 16 | 23 | .410 | 224 | 272 | 8-9 | 6-9 | 2-5 |
| Emporia State | 13 | 8 | 5 | .615 | 109 | 91 | 5-1 | 2-4 | 1-0 | Ole Miss | 70 | 38 | 32 | .543 | 421 | 374 | 17-14 | 19-14 | 2-4 |
| Evangel | 20 | 20 | 0 | 1.000 | 166 | 33 | 12-0 | 8-0 | 0-0 | Omaha | 2 | 0 | 2 | .000 | 10 | 15 | 0-2 | 0-0 | 0-0 |
| Evansville | 8 | 6 | 2 | .750 | 53 | 34 | 6-2 | 0-0 | 0-0 | Oral Roberts | 100 | 65 | 35 | .650 | 678 | 463 | 35-14 | 28-20 | 2-1 |
| Florida | 50 | 26 | 24 | .520 | 286 | 244 | 13-8 | 10-14 | 3-2 | Oregon State | 3 | 2 | 1 | .667 | 9 | 8 | 0-0 | 0-0 | 2-1 |
| Florida Southern | 3 | 2 | 1 | .667 | 21 | 9 | 0-0 | 2-1 | 0-0 | Pacific Lutheran | 1 | 1 | 0 | 1.000 | 8 | 1 | 0-0 | 0-0 | 1-0 |
| Florida State | 5 | 5 | 0 | 1.000 | 34 | 23 | 2-0 | 3-0 | 0-0 | Penn State | 1 | 1 | 0 | 1.000 | 2 | 1 | 0-0 | 0-0 | 1-0 |
| Fordham | 1 | 0 | 1 | .000 | 5 | 8 | 0-0 | 0-0 | 0-1 | Pepperdine | 2 | 1 | 1 | .500 | 8 | 8 | 0-0 | 0-0 | 1-1 |
| Fresno State | 1 | 1 | 0 | 1.000 | 6 | 4 | 0-0 | 1-0 | 0-0 | Pittsburg State | 15 | 15 | 0 | 1.000 | 111 | 27 | 11-0 | 4-0 | 0-0 |
| George Mason | 2 | 2 | 0 | 1.000 | 17 | 10 | 0-0 | 0-0 | 2-0 | Princeton | 1 | 1 | 0 | 1.000 | 6 | 2 | 1-0 | 0-0 | 0-0 |
| George Washington | 3 | 3 | 0 | 1.000 | 25 | 14 | 0-0 | 0-0 | 3-0 | Rice* | 60 | 41 | 18 | .692 | 332 | 218 | 23-4-1 | 16-11 | 2-3 |
| Georgia | 46 | 26 | 20 | .565 | 312 | 244 | 17-7 | 8-12 | 1-1 | Saint Louis | 9 | 9 | 0 | 1.000 | 127 | 46 | 8-0 | 1-0 | 0-0 |
| Georgia Tech | 3 | 1 | 2 | .333 | 9 | 10 | 0-0 | 0-0 | 1-2 | Sam Houston State | 2 | 2 | 0 | 1.000 | 10 | 5 | 0-0 | 0-0 | 2-0 |
| Gonzaga | 4 | 3 | 1 | .750 | 14 | 13 | 2-0 | 0-1 | 1-0 | San Diego State | 5 | 4 | 1 | .800 | 36 | 19 | 0-0 | 3-1 | 1-0 |
| Grambling State | 1 | 1 | 0 | 1.000 | 19 | 7 | 1-0 | 0-0 | 0-0 | San Jose State | 2 | 2 | 0 | 1.000 | 19 | 12 | 0-0 | 2-0 | 0-0 |
| Hawaii | 8 | 4 | 4 | .500 | 51 | 46 | 0-0 | 4-4 | 0-0 | Santa Clara | 1 | 1 | 0 | 1.000 | 10 | 3 | 0-0 | 0-0 | 1-0 |
| Hawaii Pacific | 4 | 3 | 1 | .750 | 31 | 19 | 0-0 | 3-1 | 0-0 | School of the Ozarks | 9 | 8 | 1 | .889 | 81 | 24 | 8-1 | 0-0 | 0-0 |
| Houston | 64 | 37 | 27 | .578 | 371 | 312 | 17-7 | 14-16 | 6-4 | Siena | 3 | 3 | 0 | 1.000 | 41 | 11 | 3-0 | 0-0 | 0-0 |
| Illinois | 3 | 3 | 0 | 1.000 | 33 | 12 | 2-0 | 0-0 | 1-0 | SIU-Edwardsville | 2 | 1 | 1 | .500 | 9 | 8 | 1-1 | 0-0 | 0-0 |
| Illinois-Chicago | 8 | 7 | 1 | .875 | 63 | 35 | 7-1 | 0-0 | 0-0 | SMU | 26 | 22 | 4 | .846 | 135 | 71 | 11-0 | 11-4 | 0-0 |
| Illinois State | 6 | 5 | 1 | .833 | 66 | 33 | 5-1 | 0-0 | 0-0 | South Alabama | 1 | 1 | 0 | 1.000 | 8 | 7 | 0-0 | 1-0 | 0-0 |
| Indiana | 2 | 1 | 1 | .500 | 8 | 16 | 1-0 | 0-0 | 0-1 | South Carolina | 60 | 32 | 28 | .533 | 348 | 371 | 16-9 | 11-13 | 5-6 |
| Indiana State | 15 | 11 | 4 | .733 | 89 | 68 | 9-3 | 2-1 | 0-0 | South Dakota | 6 | 6 | 0 | 1.000 | 48 | 6 | 6-0 | 0-0 | 0-0 |
| Iowa | 2 | 2 | 0 | 1.000 | 33 | 10 | 1-0 | 0-0 | 1-0 | South Dakota State | 4 | 3 | 1 | .750 | 56 | 10 | 3-1 | 0-0 | 0-0 |
| Iowa State | 11 | 11 | 0 | 1.000 | 116 | 34 | 11-0 | 0-0 | 0-0 | Southeast Missouri State | 9 | 5 | 4 | .556 | 52 | 37 | 5-4 | 0-0 | 0-0 |
| Kansas | 48 | 36 | 12 | .750 | 352 | 215 | 33-9 | 3-3 | 0-0 | Southeast Oklahoma State | 2 | 6 | 0 | 1.000 | 78 | 41 | 6-0 | 0-0 | 0-0 |
| Kansas State | 48 | 29 | 19 | .604 | 338 | 234 | 28-14 | 0-4 | 1-1 | Southern California | 1 | 0 | 1 | .000 | 5 | 15 | 0-0 | 0-0 | 0-1 |
| Kent State | 1 | 1 | 0 | 1.000 | 8 | 1 | 0-0 | 0-0 | 1-0 | Southern Illinois | 9 | 3 | 6 | .333 | 28 | 54 | 3-6 | 0-0 | 0-0 |
| Kentucky | 55 | 33 | 22 | .600 | 403 | 327 | 18-9 | 13-11 | 2-2 | Southern Miss | 12 | 4 | 8 | .333 | 63 | 87 | 2-1 | 2-7 | 0-0 |
| Lamar | 8 | 5 | 3 | .625 | 57 | 46 | 5-1 | 0-0 | 0-2 | Southwest Baptist | 18 | 18 | 0 | 1.000 | 244 | 45 | 18-0 | 0-0 | 0-0 |
| Le Moyne | 3 | 2 | 1 | .667 | 15 | 13 | 1-0 | 0-0 | 1-1 | Southwestern (Okla.) State | 4 | 1 | 3 | .250 | 15 | 21 | 1-3 | 0-0 | 0-0 |
| Lincoln | 2 | 2 | 0 | 1.000 | 18 | 2 | 2-0 | 0-0 | 0-0 | Stanford | 4 | 1 | 3 | .250 | 14 | 21 | 0-0 | 0-1 | 1-2 |
| Long Beach State | 13 | 6 | 7 | .461 | 73 | 83 | 4-3 | 2-4 | 0-0 | St. Cloud State* | 3 | 2 | 0 | .833 | 34 | 30 | 2-0-1 | 0-0 | 0-0 |
| Louisiana College | 1 | 0 | 1 | .000 | 5 | 12 | 0-0 | 0-1 | 0-0 | St. Edwards | 2 | 1 | 1 | .500 | 15 | 14 | 0-0 | 0-1 | 1-0 |
| Louisiana-Lafayette | 5 | 1 | 4 | .200 | 22 | 32 | 1-0 | 0-2 | 0-2 | Stephen F. Austin | 4 | 4 | 0 | 1.000 | 36 | 14 | 3-0 | 0-0 | 1-0 |
| Louisiana Tech | 25 | 22 | 3 | .880 | 210 | 103 | 11-0 | | | | | | | | | | | | |

A

TOTALS 2659 1673 980 .630 17,692 13,107 1072-349 463-498 138-133
 * - includes one tie (Arkansas has six ties in program history), ^ - runs
Bold indicates 2013 opponent
 Records since the 1960 season

| February | | | | | | 22 | 22-13 | .629 | 13-6 | 8-7 | 1-0 | 8 | 8-13 | .381 | 5-2 | 3-9 | 0-2 |
|----------|-------|-------|------|-------|------|--------|-----------|------|-----------|---------|-------|--------|---------|------|--------|-------|-------|
| Day | W-L | Win% | Home | Away | Neu. | 23 | 21-13 | .618 | 13-3 | 8-10 | 0-0 | 9 | 10-8 | .556 | 5-1 | 3-7 | 2-0 |
| 2 | 1-0 | 1.000 | 0-0 | 1-0 | 0-0 | 24 | 13-10 | .565 | 7-6 | 6-4 | 0-0 | 10 | 7-8 | .467 | 4-2 | 3-5 | 0-1 |
| 3 | 0-1 | .000 | 0-0 | 0-1 | 0-0 | 25 | 26-12 | .684 | 22-6 | 3-6 | 1-0 | 11 | 9-7 | .563 | 5-2 | 3-5 | 1-0 |
| 4 | 2-0 | 1.000 | 1-0 | 1-0 | 0-0 | 26 | 16-13-1 | .550 | 14-9-1 | 2-3 | 0-1 | 12 | 14-5 | .737 | 4-1 | 9-2 | 1-2 |
| 5 | 1-0 | 1.000 | 1-0 | 0-0 | 0-0 | 27 | 24-12 | .667 | 18-4 | 6-2 | 0-6 | 13 | 7-11 | .389 | 2-2 | 2-7 | 3-2 |
| 6 | 1-0 | 1.000 | 1-0 | 0-0 | 0-0 | 28 | 20-14 | .588 | 13-5 | 6-4 | 1-5 | 14 | 8-12 | .400 | 2-4 | 3-6 | 3-2 |
| 7 | 1-0 | 1.000 | 1-0 | 0-0 | 0-0 | 29 | 9-17 | .346 | 7-6 | 2-9 | 0-2 | 15 | 12-12 | .500 | 4-4 | 5-4 | 3-4 |
| 8 | 0-0 | .000 | 0-0 | 0-0 | 0-0 | 30 | 15-12 | .556 | 11-3 | 4-9 | 0-0 | 16 | 4-10 | .286 | 0-3 | 2-6 | 2-1 |
| 9 | 2-3 | .400 | 1-0 | 1-3 | 0-0 | 31 | 24-7 | .774 | 13-4 | 9-3 | 2-0 | 17 | 9-3 | .750 | 5-1 | 1-1 | 3-1 |
| 10 | 4-3 | .571 | 1-0 | 2-3 | 1-0 | Totals | 610-290-4 | .677 | 439-113-4 | 133-146 | 38-31 | 18 | 5-7 | .417 | 3-2 | 1-4 | 1-1 |
| 11 | 10-1 | .909 | 5-0 | 4-1 | 1-0 | | | | | | | 19 | 8-5 | .615 | 4-2 | 1-1 | 3-2 |
| 12 | 5-2 | .714 | 4-0 | 0-2 | 1-0 | | | | | | | 20 | 3-8 | .273 | 1-3 | 0-1 | 2-4 |
| 13 | 6-3 | .667 | 4-1 | 2-1 | 0-1 | Day | W-L | Win% | Home | Away | Neu. | 21 | 6-6 | .500 | 4-2 | 1-0 | 1-4 |
| 14 | 8-1-1 | .850 | 5-0 | 2-0-1 | 1-1 | 1 | 19-14 | .576 | 9-3 | 10-9 | 0-2 | 22 | 9-6 | .600 | 0-2 | 3-1 | 6-3 |
| 15 | 9-3 | .750 | 6-1 | 2-1 | 1-1 | 2 | 14-12 | .538 | 4-4 | 10-7 | 0-1 | 23 | 5-8 | .385 | 1-0 | 0-0 | 4-8 |
| 16 | 8-4 | .667 | 6-1 | 2-2 | 0-1 | 3 | 21-9 | .700 | 11-1 | 10-7 | 0-1 | 24 | 3-5 | .375 | 0-0 | 0-0 | 3-5 |
| 17 | 14-1 | .933 | 10-0 | 3-1 | 1-0 | 4 | 16-15 | .516 | 8-9 | 8-6 | 0-0 | 25 | 2-5 | .286 | 0-0 | 1-0 | 1-5 |
| 18 | 14-3 | .824 | 10-2 | 2-1 | 2-0 | 5 | 19-12 | .613 | 15-3 | 4-9 | 0-0 | 26 | 6-5 | .545 | 0-0 | 0-1 | 6-4 |
| 19 | 13-5 | .722 | 12-2 | 1-3 | 0-0 | 6 | 17-15 | .531 | 14-10 | 3-5 | 0-0 | 27 | 3-6 | .333 | 0-0 | 0-0 | 3-6 |
| 20 | 12-3 | .800 | 10-2 | 2-0 | 0-1 | 7 | 21-7 | .750 | 15-3 | 6-4 | 0-0 | 28 | 3-4 | .429 | 1-0 | 0-1 | 2-3 |
| 21 | 13-2 | .867 | 11-2 | 1-0 | 1-0 | 8 | 21-10 | .677 | 18-7 | 3-3 | 0-0 | 29 | 3-3 | .500 | 1-2 | 0-0 | 2-1 |
| 22 | 17-4 | .810 | 17-2 | 0-2 | 0-0 | 9 | 21-7 | .750 | 16-2 | 5-5 | 0-0 | 30 | 1-3 | .250 | 1-0 | 0-0 | 0-3 |
| 23 | 15-3 | .833 | 14-2 | 1-1 | 0-0 | 10 | 12-14 | .462 | 7-8 | 5-6 | 0-0 | 31 | 5-2 | .714 | 0-0 | 0-1 | 5-1 |
| 24 | 12-5 | .706 | 11-4 | 1-1 | 0-0 | 11 | 20-10 | .667 | 11-3 | 9-7 | 0-0 | Totals | 225-220 | .506 | 108-73 | 59-82 | 58-65 |
| 25 | 21-5 | .808 | 20-2 | 0-3 | 1-0 | 12 | 11-14 | .440 | 7-2 | 4-12 | 0-0 | | | | | | |
| 26 | 10-8 | .556 | 9-4 | 1-3 | 0-1 | 13 | 21-11 | .656 | 15-6 | 6-5 | 0-0 | | | | | | |
| 27 | 17-7 | .708 | 15-3 | 2-2 | 0-2 | 14 | 18-12 | .600 | 13-6 | 4-6 | 1-0 | Day | W-L | Win% | Home | Away | Neu. |
| 28 | 15-3 | .833 | 8-0 | 2-1 | 5-2 | 15 | 23-10 | | | | | | | | | | |



GAME-BY-GAME SERIES RESULTS

ABELINE CHRISTIAN

Overall Series Record: 2-0

Record in Fayetteville, Ark.: 2-0

| DATE | SITE | W/L | SCORE |
|--------|--------------------|-----|-------|
| 4/6/71 | Fayetteville, Ark. | W | 4-3 |
| 4/6/71 | Fayetteville, Ark. | W | 11-1 |

AIR FORCE

Overall Series Record: 1-1

Record at Neutral Sites: 1-1

| DATE | SITE | W/L | SCORE |
|---------|--------------------|-----|-------|
| 3/26/68 | San Antonio, Texas | L | 0-1 |
| 2/15/02 | Arlington, Texas | W | 18-1 |

ALABAMA

Overall Series Record: 29-41

Record in Fayetteville, Ark.: 19-14

Record in Tuscaloosa, Ala.: 7-22

Record at Neutral Sites: 3-5

| DATE | SITE | W/L | SCORE |
|---------|--------------------|-----|----------|
| 5/2/92 | Fayetteville, Ark. | L | 2-11 |
| 5/2/92 | Fayetteville, Ark. | L | 3-4 |
| 5/3/92 | Fayetteville, Ark. | W | 7-3 |
| 5/8/93 | Tuscaloosa, Ala. | L | 2-4 |
| 5/8/93 | Tuscaloosa, Ala. | W | 8-1 |
| 5/9/93 | Tuscaloosa, Ala. | L | 1-10 |
| 5/6/94 | Fayetteville, Ark. | W | 6-5 |
| 5/7/94 | Fayetteville, Ark. | W | 14-6 |
| 5/8/94 | Fayetteville, Ark. | W | 7-3 |
| 5/5/95 | Tuscaloosa, Ala. | W | 12-4 |
| 5/6/95 | Tuscaloosa, Ala. | W | 9-3 |
| 5/7/95 | Tuscaloosa, Ala. | L | 4-7 |
| 5/19/95 | Starkville, Miss.! | W | 5-2 |
| 5/20/95 | Starkville, Miss.! | L | 7-8 |
| 5/3/96 | Fayetteville, Ark. | W | 9-3 |
| 5/4/96 | Fayetteville, Ark. | L | 3-7 |
| 5/5/96 | Fayetteville, Ark. | L | 2-3 |
| 4/25/97 | Tuscaloosa, Ala. | L | 10-11 |
| 4/26/97 | Tuscaloosa, Ala. | L | 2-13 |
| 4/3/98 | Fayetteville, Ark. | W | 11-8 |
| 4/4/98 | Fayetteville, Ark. | L | 1-9 |
| 4/5/98 | Fayetteville, Ark. | L | 3-5 |
| 4/23/99 | Tuscaloosa, Ala. | L | 3-8 |
| 4/24/99 | Tuscaloosa, Ala. | L | 8-15 |
| 4/25/99 | Tuscaloosa, Ala. | L | 8-9 |
| 5/23/99 | Hoover, Ala.! | L | 3-9 |
| 4/14/00 | Fayetteville, Ark. | L | 5-6 |
| 4/15/00 | Fayetteville, Ark. | L | 7-8 |
| 4/16/00 | Fayetteville, Ark. | L | 8-9 |
| 5/11/01 | Tuscaloosa, Ala. | L | 6-11 |
| 5/12/01 | Tuscaloosa, Ala. | L | 9-10 |
| 5/13/01 | Tuscaloosa, Ala. | L | 6-8 |
| 3/22/02 | Fayetteville, Ark. | L | 5-9 |
| 3/23/02 | Fayetteville, Ark. | W | 10-0 |
| 3/24/02 | Fayetteville, Ark. | L | 1-4 |
| 4/25/03 | Tuscaloosa, Ala. | L | 2-10 |
| 4/26/03 | Tuscaloosa, Ala. | L | 3-6 |
| 4/27/03 | Tuscaloosa, Ala. | L | 2-14 |
| 4/2/04 | Fayetteville, Ark. | L | 3-6 |
| 4/3/04 | Fayetteville, Ark. | W | 7-2 |
| 4/4/04 | Fayetteville, Ark. | W | 11-6 |
| 5/13/05 | Tuscaloosa, Ala. | W | 5-4 |
| 5/14/05 | Tuscaloosa, Ala. | L | 2-5 |
| 5/15/05 | Tuscaloosa, Ala. | W | 3-2 |
| 5/26/05 | Hoover, Ala.! | L | 4-5 |
| 5/5/06 | Fayetteville, Ark. | W | 4-3 (11) |
| 5/6/06 | Fayetteville, Ark. | W | 13-6 |
| 5/7/06 | Fayetteville, Ark. | W | 5-3 |
| 5/25/06 | Hoover, Ala.! | L | 3-4 |
| 5/11/07 | Tuscaloosa, Ala. | L | 0-10 |
| 5/12/07 | Tuscaloosa, Ala. | W | 12-5 |
| 5/13/07 | Tuscaloosa, Ala. | L | 5-9 |
| 5/23/07 | Hoover, Ala.! | W | 6-0 |
| 5/2/08 | Fayetteville, Ark. | L | 7-11 |
| 5/3/08 | Fayetteville, Ark. | L | 6-11 |
| 5/4/08 | Fayetteville, Ark. | W | 5-4 |
| 5/8/09 | Tuscaloosa, Ala. | L | 1-2 |

| | | | |
|---------|--------------------|---|----------|
| 5/9/09 | Tuscaloosa, Ala. | L | 6-8 |
| 5/10/09 | Tuscaloosa, Ala. | L | 5-6 |
| 3/26/10 | Fayetteville, Ark. | W | 9-8 |
| 3/27/10 | Fayetteville, Ark. | W | 4-3 |
| 3/28/10 | Fayetteville, Ark. | W | 10-5 |
| 4/1/11 | Tuscaloosa, Ala. | L | 3-5 |
| 4/2/11 | Tuscaloosa, Ala. | L | 3-5 |
| 4/3/11 | Tuscaloosa, Ala. | W | 4-3 |
| 5/25/11 | Hoover, Ala.! | L | 4-7 |
| 5/27/11 | Hoover, Ala.! | W | 4-1 |
| 3/16/12 | Fayetteville, Ark. | W | 4-3 (12) |
| 3/17/12 | Fayetteville, Ark. | W | 8-4 |
| 3/18/12 | Fayetteville, Ark. | W | 7-4 |

ALBANY

Overall Series Record: 1-0

Record in Fayetteville, Ark.: 1-0

| DATE | SITE | W/L | SCORE |
|--------|----------------------|-----|-------|
| 6/1/07 | Fayetteville, Ark. + | W | 9-0 |

ALCORN STATE

Overall Series Record: 1-0

Record in Fayetteville, Ark.: 1-0

| DATE | SITE | W/L | SCORE |
|---------|--------------------|-----|-------|
| 4/16/08 | Fayetteville, Ark. | W | 9-1 |

AMERICAN CHRISTIAN

Overall Series Record: 1-3

Record in Fayetteville, Ark.: 1-3

| DATE | SITE | W/L | SCORE |
|---------|--------------------|-----|-------|
| 4/21/75 | Fayetteville, Ark. | L | 0-6 |
| 4/21/75 | Fayetteville, Ark. | L | 1-2 |
| 4/27/76 | Fayetteville, Ark. | W | 2-0 |
| 4/27/76 | Fayetteville, Ark. | L | 0-1 |

ARIZONA

Overall Series Record: 2-3

Record in Tucson, Ariz.: 1-2

Record at Neutral Sites: 1-1

| DATE | SITE | W/L | SCORE |
|---------|---------------|-----|-------|
| 6/3/79 | Omaha, Neb. + | W | 10-3 |
| 2/18/88 | Tucson, Ariz. | L | 11-12 |
| 2/19/88 | Tucson, Ariz. | L | 3-4 |
| 2/20/88 | Tucson, Ariz. | W | 7-2 |
| 6/19/04 | Omaha, Neb. + | L | 2-7 |

ARIZONA STATE

Overall Series Record: 3-6

Record in Fayetteville, Ark.: 2-0

Record in Tempe, Ariz.: 0-5

Record at Neutral Sites: 1-1

| DATE | SITE | W/L | SCORE |
|---------|--------------------|-----|----------|
| 5/29/89 | Waterbury, Conn. + | W | 1-0 |
| 5/21/98 | Wichita, Kan. + | L | 4-8 |
| 3/11/08 | Tempe, Ariz. | L | 5-6 |
| 3/12/08 | Tempe, Ariz. | L | 4-7 |
| 4/7/09 | Fayetteville, Ark. | W | 7-3 |
| 4/8/09 | Fayetteville, Ark. | W | 8-7 |
| 6/12/10 | Tempe, Ariz. + | L | 6-7 (12) |
| 6/13/10 | Tempe, Ariz. + | L | 5-7 (12) |
| 6/5/11 | Tempe, Ariz. + | L | 4-13 |

AUBURN

Overall Series Record: 32-39

Record in Fayetteville, Ark.: 17-16

Record in Auburn, Ala.: 12-18

Record at Neutral Sites: 3-5

| DATE | SITE | W/L | SCORE |
|---------|--------------------|-----|-------|
| 4/11/92 | Fayetteville, Ark. | W | 9-7 |
| 4/11/92 | Fayetteville, Ark. | W | 4-1 |
| 4/12/92 | Fayetteville, Ark. | L | 4-14 |
| 4/17/93 | Auburn, Ala. | W | 8-7 |
| 4/17/93 | Auburn, Ala. | L | 1-6 |
| 4/18/93 | Auburn, Ala. | L | 3-8 |

| | | | |
|---------|--------------------|---|------------|
| 5/21/93 | Baton Rouge, La.! | L | 1-3 |
| 4/15/94 | Fayetteville, Ark. | W | 7-6 |
| 4/16/94 | Fayetteville, Ark. | L | 3-6 |
| 4/17/94 | Fayetteville, Ark. | W | 10-0 |
| 5/19/94 | Oxford, Miss.! | L | 1-3 |
| 4/14/95 | Auburn, Ala. | L | 1-7 |
| 4/15/95 | Auburn, Ala. | L | 1-3 |
| 4/16/95 | Auburn, Ala. | L | 7-11 |
| 4/13/96 | Fayetteville, Ark. | W | 9-2 |
| 4/13/96 | Fayetteville, Ark. | W | 9-6 |
| 4/14/96 | Fayetteville, Ark. | L | 2-4 |
| 4/18/97 | Auburn, Ala. | L | 4-11 |
| 4/19/97 | Auburn, Ala. | W | 9-5 |
| 4/20/97 | Auburn, Ala. | L | 3-12 |
| 5/14/97 | Columbus, Ga.! | L | 3-7 |
| 4/10/98 | Fayetteville, Ark. | L | 2-11 |
| 4/11/98 | Fayetteville, Ark. | L | 5-6 |
| 4/12/98 | Fayetteville, Ark. | W | 4-2 |
| 5/17/98 | Hoover, Ala.! | L | 5-7 |
| 3/12/99 | Auburn, Ala. | L | 4-11 |
| 3/13/99 | Auburn, Ala. | W | 20-9 |
| 3/14/99 | Auburn, Ala. | L | 12-13 |
| 5/20/99 | Hoover, Ala.! | L | 2-3 (11) |
| 5/22/99 | Hoover, Ala.! | W | 9-5 |
| 5/22/99 | Hoover, Ala.! | W | 9-6 |
| 3/17/00 | Fayetteville, Ark. | L | 6-11 |
| 3/18/00 | Fayetteville, Ark. | L | 7-10 |
| 3/19/00 | Fayetteville, Ark. | L | 11-21 |
| 4/13/01 | Auburn, Ala. | L | 1-10 |
| 4/14/01 | Auburn, Ala. | L | 4-11 |
| 4/15/01 | Auburn, Ala. | L | 5-10 |
| 5/17/02 | Fayetteville, Ark. | W | 18-5 |
| 5/18/02 | Fayetteville, Ark. | L | 3-7 |
| 5/19/02 | Fayetteville, Ark. | W | 4-1 |
| 5/23/02 | Hoover, Ala.! | W | 7-3 |
| 4/18/03 | Auburn, Ala. | W | 9-7 |
| 4/19/03 | Auburn, Ala. | W | 11-6 |
| 4/20/03 | Auburn, Ala. | L | 2-5 |
| 5/21/04 | Fayetteville, Ark. | W | 9-7 |
| 5/22/04 | Fayetteville, Ark. | L | 4-7 |
| 5/23/04 | Fayetteville, Ark. | W | 15-3 |
| 4/1/05 | Auburn, Ala. | L | 1-5 |
| 4/2/05 | Auburn, Ala. | L | 7-8 |
| 4/3/05 | Auburn, Ala. | W | 8-6 |
| 5/18/06 | Fayetteville, Ark. | W | 6-3 |
| 5/19/06 | Fayetteville, Ark. | W | 10-5 |
| 5/20/06 | Fayetteville, Ark. | W | 11-2 |
| 4/27/07 | Auburn, Ala. | W | 12-1 |
| 4/28/07 | Auburn, Ala. | L | 9-11 |
| 4/29/07 | Auburn, Ala. | W | 8-1 |
| 4/4/08 | Fayetteville, Ark. | L | 2-5 |
| 4/5/08 | Fayetteville, Ark. | W | 5-4 |
| 4/6/08 | Fayetteville, Ark. | L | 10-12 (10) |
| 3/20/09 | Auburn, Ala. | W | 3-2 |
| 3/21/09 | Auburn, Ala. | W | 10-6 |
| 3/22/09 | Auburn, Ala. | W | 12-6 |
| 4/30/10 | Fayetteville, Ark. | W | 9-4 |
| 5/1/10 | Fayetteville, Ark. | L | 7-8 |
| 5/2/10 | Fayetteville, Ark. | L | 2-13 |
| 3/18/11 | Auburn, Ala. | W | 6-5 (11) |
| 3/19/11 | Auburn, Ala. | L | 5-9 |
| 3/20/11 | Auburn, Ala. | L | 7-8 |
| 5/10/12 | Fayetteville, Ark. | L | 2-3 (10) |
| 5/11/12 | Fayetteville, Ark. | W | 5-4 |
| 5/12/12 | Fayetteville, Ark. | L | 5-12 |

BAKER

Overall Series Record: 7-1

Record in Fayetteville, Ark.: 7-1

| DATE | SITE | W/L | SCORE |
|---------|--------------------|-----|-------|
| 3/17/75 | Fayetteville, Ark. | W | 3-2 |
| 3/17/75 | Fayetteville, Ark. | L | 0-2 |
| 3/10/76 | Fayetteville, Ark. | W | 11-0 |
| 3/11/76 | Fayetteville, Ark. | W | 9-7 |
| 3/7/77 | Fayetteville, Ark. | W | 6-0 |
| 3/7/77 | Fayetteville, Ark. | W | 11-1 |
| 3/13/80 | Fayetteville, Ark. | W | 16-2 |
| 3/13/80 | Fayetteville, Ark. | W | 9-4 |

GAME-BY-GAME SERIES RESULTS



BALL STATE

Overall Series Record: 2-1
Record in Fayetteville, Ark.: 2-1

| DATE | SITE | W/L | SCORE |
|---------|--------------------|-----|-------|
| 2/19/10 | Fayetteville, Ark. | W | 10-2 |
| 2/20/10 | Fayetteville, Ark. | L | 2-5 |
| 2/21/10 | Fayetteville, Ark. | W | 9-3 |

BAYLOR

Overall Series Record: 38-28
Record in Fayetteville, Ark.: 22-7
Record in Waco, Texas: 14-19
Record at Neutral Sites: 2-2

| DATE | SITE | W/L | SCORE |
|---------|---------------------|-----|----------|
| 4/14/60 | Monroe, La. | W | 8-0 |
| 4/6/61 | Waco, Texas | L | 2-16 |
| 4/6/61 | Waco, Texas | L | 1-5 |
| 4/19/62 | Monroe, La. | L | 0-5 |
| 3/21/66 | Waco, Texas | L | 7-13 |
| 3/8/74 | Waco, Texas | L | 6-7 |
| 3/9/74 | Waco, Texas | L | 2-7 |
| 3/9/74 | Waco, Texas | L | 0-9 |
| 3/7/75 | Fayetteville, Ark. | L | 2-11 |
| 3/8/75 | Fayetteville, Ark. | W | 5-4 |
| 3/8/75 | Fayetteville, Ark. | W | 7-4 |
| 4/9/76 | Waco, Texas | L | 0-5 |
| 4/10/76 | Waco, Texas | L | 0-2 |
| 4/10/76 | Waco, Texas | L | 2-5 |
| 4/8/77 | Fayetteville, Ark. | L | 3-5 |
| 4/9/77 | Fayetteville, Ark. | W | 5-2 |
| 4/9/77 | Fayetteville, Ark. | W | 6-1 |
| 3/17/78 | Waco, Texas | L | 11-12 |
| 3/18/78 | Waco, Texas | W | 7-6 |
| 3/18/78 | Waco, Texas | L | 8-9 |
| 5/12/78 | Austin, Texas! | L | 0-1 |
| 3/16/79 | Fayetteville, Ark. | W | 12-1 |
| 3/17/79 | Fayetteville, Ark. | W | 5-1 |
| 3/17/79 | Fayetteville, Ark. | L | 0-4 |
| 5/12/79 | Austin, Texas! | W | 6-1 |
| 4/18/80 | Waco, Texas | L | 1-2 |
| 4/19/80 | Waco, Texas | W | 3-2 |
| 4/19/80 | Waco, Texas | W | 7-6 |
| 3/20/81 | Fayetteville, Ark. | W | 11-3 |
| 3/21/81 | Fayetteville, Ark. | W | 3-1 |
| 3/21/81 | Fayetteville, Ark. | W | 12-0 |
| 3/19/82 | Waco, Texas | W | 8-2 |
| 3/20/82 | Waco, Texas | W | 8-7 |
| 3/20/82 | Waco, Texas | L | 4.5 (10) |
| 3/11/83 | Fayetteville, Ark. | W | 8-5 |
| 3/12/83 | Fayetteville, Ark. | W | 5-3 |
| 3/12/83 | Fayetteville, Ark. | L | 2-3 |
| 3/16/84 | Waco, Texas | W | 10-9 |
| 3/17/84 | Waco, Texas | L | 7-8 |
| 3/17/84 | Waco, Texas | W | 10-3 |
| 4/26/85 | Fayetteville, Ark. | L | 6-7 |
| 4/27/85 | Fayetteville, Ark. | W | 5-4 |
| 4/27/85 | Fayetteville, Ark. | L | 8-11 |
| 5/17/85 | Fayetteville, Ark.! | W | 6-4 |
| 4/25/86 | Waco, Texas | L | 8-10 |
| 4/26/86 | Waco, Texas | L | 4-6 |
| 4/26/86 | Waco, Texas | W | 10-7 |
| 4/17/87 | Fayetteville, Ark. | W | 5-3 |
| 4/18/87 | Fayetteville, Ark. | W | 8-0 |
| 4/18/87 | Fayetteville, Ark. | W | 6-5 |
| 4/22/88 | Waco, Texas | W | 4-2 |
| 4/23/88 | Waco, Texas | L | 5-7 |
| 4/23/88 | Waco, Texas | W | 11-10 |
| 4/14/89 | Fayetteville, Ark. | W | 8-4 |
| 4/15/89 | Fayetteville, Ark. | W | 9-1 |
| 4/15/89 | Fayetteville, Ark. | W | 10-3 |
| 4/13/90 | Waco, Texas | W | 13-3 |
| 4/14/90 | Waco, Texas | L | 1-2 |
| 4/14/90 | Waco, Texas | W | 3-2 |
| 4/19/91 | Fayetteville, Ark. | W | 13-5 |
| 4/20/91 | Fayetteville, Ark. | W | 7-6 |
| 4/20/91 | Fayetteville, Ark. | L | 6-7 |
| 3/10/98 | Fayetteville, Ark. | W | 9-1 |
| 6/9/12 | Waco, Texas+ | L | 1-8 |

| | | | |
|---------|--------------|---|----------|
| 6/10/12 | Waco, Texas+ | W | 5-4 |
| 6/11/12 | Waco, Texas+ | W | 1-0 (10) |

BELHAVEN

Overall Series Record: 2-1
Record in Jackson, Miss.: 2-1

| DATE | SITE | W/L | SCORE |
|---------|----------------|-----|-------|
| 3/25/69 | Jackson, Miss. | L | 2-7 |
| 3/26/69 | Jackson, Miss. | W | 4-2 |
| 3/27/69 | Jackson, Miss. | W | 4-2 |

BENEDICTINE

Overall Series Record: 1-0
Record in Fayetteville, Ark.: 1-0

| DATE | SITE | W/L | SCORE |
|--------|--------------------|-----|-------|
| 3/9/88 | Fayetteville, Ark. | W | 9-0 |

BINGHAMTON

Overall Series Record: 3-0
Record in Fayetteville, Ark.: 3-0

| DATE | SITE | W/L | SCORE |
|---------|--------------------|-----|-------|
| 3/9/12 | Fayetteville, Ark. | W | 4-0 |
| 3/10/12 | Fayetteville, Ark. | W | 5-3 |
| 3/11/12 | Fayetteville, Ark. | W | 6-0 |

BUCKNELL

Overall Series Record: 1-0
Record at Neutral Sites: 1-0

| DATE | SITE | W/L | SCORE |
|---------|----------------|-----|-------|
| 5/31/03 | Austin, Texas+ | W | 10-7 |

BUENA VISTA

Overall Series Record: 14-8
Record in Fayetteville, Ark.: 13-8
Record at Neutral Sites: 1-0

| DATE | SITE | W/L | SCORE |
|---------|--------------------|-----|-------|
| 1960 | Fayetteville, Ark. | W | 10-4 |
| 1960 | Fayetteville, Ark. | L | 1-3 |
| 3/27/61 | Fayetteville, Ark. | L | 6-10 |
| 3/29/61 | Fayetteville, Ark. | W | 2-0 |
| 3/26/62 | Fayetteville, Ark. | L | 4-8 |
| 3/27/62 | Fayetteville, Ark. | L | 7-8 |
| 3/28/62 | Fayetteville, Ark. | W | 5-4 |
| 3/25/63 | Fayetteville, Ark. | W | 9-1 |
| 3/25/63 | Fayetteville, Ark. | W | 8-7 |
| 3/26/63 | Fayetteville, Ark. | W | 11-10 |
| 3/23/64 | Fayetteville, Ark. | L | 5-6 |
| 3/24/64 | Fayetteville, Ark. | L | 13-16 |
| 3/31/66 | Fayetteville, Ark. | L | 0-3 |
| 4/1/66 | Fayetteville, Ark. | W | 16-13 |
| 3/21/67 | Fayetteville, Ark. | W | 6-1 |
| 3/21/67 | Fayetteville, Ark. | W | 4-3 |
| 3/22/67 | Fayetteville, Ark. | L | 3-6 |
| 4/1/69 | Fayetteville, Ark. | W | 16-4 |
| 4/1/69 | Fayetteville, Ark. | W | 14-1 |
| 3/25/71 | Fayetteville, Ark. | W | 5-1 |
| 3/25/71 | Fayetteville, Ark. | W | 3-2 |
| 3/31/72 | Tulsa, Okla. | W | 1-0 |

BYU

Overall Series Record: 2-1
Record in Fayetteville, Ark.: 2-0
Record at Neutral Sites: 0-1

| DATE | SITE | W/L | SCORE |
|---------|--------------------|-----|-------|
| 3/13/90 | Fresno, Calif. | L | 5-6 |
| 2/28/12 | Fayetteville, Ark. | W | 5-0 |
| 2/29/12 | Fayetteville, Ark. | W | 8-1 |

CALIFORNIA

Overall Series Record: 4-3
Record in Fayetteville, Ark.: 2-1
Record in Berkeley, Calif.: 2-1
Record at Neutral Sites: 0-1

| DATE | SITE | W/L | SCORE |
|---------|--------------------|-----|----------|
| 5/24/80 | Tulsa, Okla. + | L | 1-7 |
| 3/6/09 | Fayetteville, Ark. | W | 5-4 (10) |
| 3/7/09 | Fayetteville, Ark. | L | 6-12 |
| 3/8/09 | Fayetteville, Ark. | W | 13-3 |
| 3/5/10 | Berkeley, Calif. | W | 7-3 |
| 3/6/10 | Berkeley, Calif. | W | 9-5 |
| 3/7/10 | Berkeley, Calif. | L | 0-6 |

CAL STATE FULLERTON

Overall Series Record: 1-3
Record at Neutral Sites: 1-3

| DATE | SITE | W/L | SCORE |
|---------|--------------------|-----|-------|
| 6/6/79 | Omaha, Neb. + | L | 10-13 |
| 6/8/79 | Omaha, Neb. + | L | 1-2 |
| 3/7/93 | Minneapolis, Minn. | L | 5-6 |
| 6/13/09 | Omaha, Neb. + | W | 10-6 |

CAL STATE NORTHBRIDGE

Overall Series Record: 3-0
Record in Fayetteville, Ark.: 3-0

| DATE | SITE | W/L | SCORE |
|---------|--------------------|-----|-------|
| 3/10/06 | Fayetteville, Ark. | W | 6-5 |
| 3/11/06 | Fayetteville, Ark. | W | 8-1 |
| 3/12/06 | Fayetteville, Ark. | W | 8-6 |

CARTHAGE

Overall Series Record: 1-0-1
Record in Fayetteville, Ark.: 1-0-1

| DATE | SITE | W/L | SCORE |
|------|--------------------|-----|-------|
| 1971 | Fayetteville, Ark. | W | 8-1 |
| 1971 | Fayetteville, Ark. | T | 2-2 |

CENTENARY

Overall Series Record: 32-8
Record in Fayetteville, Ark.: 20-4
Record in Shreveport, La.: 12-4

| DATE | SITE | W/L | SCORE |
|---------|--------------------|-----|----------|
| 1960 | Shreveport, La. | L | 12-13 |
| 1960 | Shreveport, La. | L | 2-3 |
| 4/14/61 | Fayetteville, Ark. | W | 10-2 |
| 4/27/62 | Shreveport, La. | W | 6-2 |
| 4/28/62 | Shreveport, La. | W | 7-2 |
| 4/8/63 | Fayetteville, Ark. | L | 6-7 |
| 4/9/63 | Fayetteville, Ark. | W | 3-2 |
| 4/3/64 | Shreveport, La. | W | 8-4 |
| 4/4/64 | Shreveport, La. | L | 7-8 |
| 4/10/65 | Fayetteville, Ark. | L | 7-10 |
| 4/10/65 | Fayetteville, Ark. | L | 4-8 |
| 4/16/66 | Shreveport, La. | W | 4-2 |
| 4/16/66 | Shreveport, La. | W | 3-2 |
| 4/1/80 | Fayetteville, Ark. | W | 2-1 |
| 4/1/80 | Fayetteville, Ark. | W | 7-5 |
| 3/20/88 | Shreveport, La. | W | 12-2 |
| 4/8/90 | Fayetteville, Ark. | W | 9-5 |
| 3/17/91 | Shreveport, La. | W | 7-3 |
| 4/21/92 | Fayetteville, Ark. | W | 9-8 (10) |
| 3/5/94 | Fayetteville, Ark. | W | 11-5 |
| 3/6/94 | Fayetteville, Ark. | W | 13-1 |
| 3/31/99 | Fayetteville, Ark. | W | 18-2 |
| 2/29/00 | Fayetteville, Ark. | W | 7-6 (10) |
| 3/1/00 | Fayetteville, Ark. | W | 21-9 |
| 3/21/01 | Shreveport, La. | W | 5-0 |
| 3/26/02 | Fayetteville, Ark. | W | 16-4 |
| 3/27/02 | Fayetteville, Ark. | W | 10-2 |
| 3/19/03 | Shreveport, La. | W | 14-9 |
| 3/16/04 | Fayetteville, Ark. | W | 10-9 |
| 3/17/04 | Fayetteville, Ark. | W | 15-3 |
| 3/22/05 | Shreveport, La. | W | 10-1 |
| 3/23/05 | Shreveport, La. | W | 14-1 |



GAME-BY-GAME SERIES RESULTS

| | | | |
|---------|--------------------|---|-------|
| 3/21/06 | Fayetteville, Ark. | W | 10-2 |
| 3/22/06 | Fayetteville, Ark. | W | 8-5 |
| 3/21/07 | Shreveport, La. | W | 16-14 |
| 3/25/08 | Fayetteville, Ark. | W | 9-0 |
| 3/26/08 | Fayetteville, Ark. | L | 1-5 |
| 3/10/09 | Shreveport, La. | L | 3-8 |
| 3/30/10 | Fayetteville, Ark. | W | 18-2 |
| 3/31/10 | Fayetteville, Ark. | W | 9-4 |

CENTRAL MICHIGAN

Overall Series Record: 2-0
Record in Fayetteville, Ark.: 2-0

| DATE | SITE | W/L | SCORE |
|---------|--------------------|-----|-------|
| 3/24/98 | Fayetteville, Ark. | W | 4-2 |
| 3/25/98 | Fayetteville, Ark. | W | 7-2 |

CENTRAL MISSOURI

Overall Series Record: 9-0
Record in Fayetteville, Ark.: 9-0

| DATE | SITE | W/L | SCORE |
|---------|--------------------|-----|-------|
| 4/29/64 | Fayetteville, Ark. | W | 7-5 |
| 4/29/64 | Fayetteville, Ark. | W | 10-9 |
| 3/15/83 | Fayetteville, Ark. | W | 7-5 |
| 3/15/83 | Fayetteville, Ark. | W | 5-0 |
| 3/16/83 | Fayetteville, Ark. | W | 12-3 |
| 3/16/83 | Fayetteville, Ark. | W | 8-1 |
| 2/28/92 | Fayetteville, Ark. | W | 9-1 |
| 3/8/95 | Fayetteville, Ark. | W | 9-8 |
| 3/4/97 | Fayetteville, Ark. | W | 22-6 |

CENTRAL OKLAHOMA

Overall Series Record: 1-0
Record in Fayetteville, Ark.: 1-0

| DATE | SITE | W/L | SCORE |
|--------|--------------------|-----|-------|
| 4/8/91 | Fayetteville, Ark. | W | 6-2 |

CHARLOTTE

Overall Series Record: 1-1
Record at Neutral Sites: 1-1

| DATE | SITE | W/L | SCORE |
|--------|----------------|-----|-------|
| 6/3/11 | Tempe, Ariz. + | L | 2-3 |
| 6/5/11 | Tempe, Ariz. + | W | 11-3 |

CLEMSON

Overall Series Record: 3-3
Record in Fayetteville, Ark.: 0-1
Record in Clemson, S.C.: 1-2
Record at Neutral Sites: 2-0

| DATE | SITE | W/L | SCORE |
|---------|----------------------|-----|----------|
| 5/23/87 | Huntsville, Ala. + | W | 6-5 (10) |
| 5/24/87 | Huntsville, Ala. + | W | 4-2 |
| 5/29/99 | Fayetteville, Ark. + | L | 4-12 |
| 6/7/02 | Clemson, S.C. + | W | 9-6 |
| 6/8/02 | Clemson, S.C. + | L | 7-8 |
| 6/9/02 | Clemson, S.C. + | L | 4-7 |

COASTAL CAROLINA

Overall Series Record: 1-2
Record in Fayetteville, Ark.: 1-2

| DATE | SITE | W/L | SCORE |
|---------|--------------------|-----|-------|
| 5/20/83 | Fayetteville, Ark. | L | 3-5 |
| 5/21/83 | Fayetteville, Ark. | L | 7-13 |
| 5/21/83 | Fayetteville, Ark. | W | 6-4 |

COLORADO

Overall Series Record: 2-0
Record in Fayetteville, Ark.: 2-0

| DATE | SITE | W/L | SCORE |
|------|--------------------|-----|-------|
| 1960 | Fayetteville, Ark. | W | 17-2 |
| 1960 | Fayetteville, Ark. | W | 8-2 |

CREIGHTON

Overall Series Record: 8-5
Record in Fayetteville, Ark.: 4-1
Record in Omaha, Neb.: 4-4

| DATE | SITE | W/L | SCORE |
|---------|----------------------|-----|-------|
| 5/7/71 | Omaha, Neb. | L | 4-6 |
| 5/7/71 | Omaha, Neb. | W | 2-0 |
| 5/8/71 | Omaha, Neb. | L | 2-3 |
| 5/8/71 | Omaha, Neb. | L | 1-2 |
| 4/27/73 | Omaha, Neb. | W | 5-1 |
| 4/27/73 | Omaha, Neb. | W | 11-2 |
| 4/28/73 | Omaha, Neb. | W | 3-1 |
| 4/28/73 | Omaha, Neb. | L | 2-6 |
| 3/6/74 | Fayetteville, Ark. | L | 1-12 |
| 3/6/74 | Fayetteville, Ark. | W | 12-4 |
| 3/13/77 | Fayetteville, Ark. | W | 8-0 |
| 2/11/03 | Fayetteville, Ark. | W | 9-5 |
| 6/3/07 | Fayetteville, Ark. + | W | 6-0 |

DALLAS BAPTIST

Overall Series Record: 11-7
Record in Fayetteville, Ark.: 9-5
Record in Dallas, Texas: 1-0
Record at Neutral Sites: 1-2

| DATE | SITE | W/L | SCORE |
|---------|--------------------|-----|-------|
| 4/30/82 | Fayetteville, Ark. | W | 4-2 |
| 4/30/82 | Fayetteville, Ark. | W | 6-1 |
| 5/1/82 | Fayetteville, Ark. | L | 1-3 |
| 5/1/82 | Fayetteville, Ark. | W | 7-2 |
| 4/29/83 | Fort Smith, Ark. | L | 9-19 |
| 4/30/83 | Fayetteville, Ark. | W | 8-4 |
| 4/30/83 | Fayetteville, Ark. | W | 8-7 |
| 3/19/84 | Fayetteville, Ark. | W | 8-2 |
| 3/20/84 | Fayetteville, Ark. | L | 3-6 |
| 3/20/84 | Fayetteville, Ark. | W | 3-0 |
| 3/28/88 | Fayetteville, Ark. | L | 6-9 |
| 4/10/89 | Fayetteville, Ark. | L | 8-10 |
| 4/16/90 | Fayetteville, Ark. | W | 10-6 |
| 4/22/91 | Fayetteville, Ark. | L | 4-7 |
| 4/23/92 | Fayetteville, Ark. | W | 13-3 |
| 2/14/99 | Lafayette, La. | L | 8-10 |
| 2/11/05 | Dallas, Texas | W | 13-3 |
| 2/12/05 | Arlington, Texas | W | 8-1 |

DELAWARE

Overall Series Record: 3-0
Record in Fayetteville, Ark.: 1-0
Record at Neutral Sites: 2-0

| DATE | SITE | W/L | SCORE |
|---------|----------------------|-----|-------|
| 5/26/79 | Tallahassee, Fla. + | W | 8-6 |
| 5/27/79 | Tallahassee, Fla. + | W | 4-3 |
| 5/28/99 | Fayetteville, Ark. + | W | 10-6 |

DELAWARE STATE

Overall Series Record: 3-0
Record in Fayetteville, Ark.: 3-0

| DATE | SITE | W/L | SCORE |
|---------|--------------------|-----|-------|
| 2/18/11 | Fayetteville, Ark. | W | 5-0 |
| 2/19/11 | Fayetteville, Ark. | W | 9-2 |
| 2/20/11 | Fayetteville, Ark. | W | 10-0 |

DELTA STATE

Overall Series Record: 2-3
Record in Cleveland, Miss.: 2-3

| DATE | SITE | W/L | SCORE |
|---------|------------------|-----|-------|
| 4/19/63 | Cleveland, Miss. | W | 5-2 |
| 4/20/63 | Cleveland, Miss. | L | 2-10 |
| 4/21/65 | Cleveland, Miss. | L | 1-5 |
| 4/22/65 | Cleveland, Miss. | L | 7-12 |
| 4/17/67 | Cleveland, Miss. | W | 12-9 |

DRAKE

Overall Series Record: 5-1
Record in Fayetteville, Ark.: 5-1

| DATE | SITE | W/L | SCORE |
|---------|--------------------|-----|-------|
| 3/17/71 | Fayetteville, Ark. | W | 6-2 |
| 3/17/71 | Fayetteville, Ark. | L | 6-7 |
| 3/18/72 | Fayetteville, Ark. | W | 9-4 |
| 3/18/72 | Fayetteville, Ark. | W | 4-2 |
| 3/22/73 | Fayetteville, Ark. | W | 11-10 |
| 3/22/73 | Fayetteville, Ark. | W | 3-2 |

EASTERN ILLINOIS

Overall Series Record: 18-1
Record in Fayetteville, Ark.: 18-1

| DATE | SITE | W/L | SCORE |
|---------|--------------------|-----|-------|
| 3/22/84 | Fayetteville, Ark. | W | 6-0 |
| 3/22/84 | Fayetteville, Ark. | W | 16-2 |
| 3/13/93 | Fayetteville, Ark. | W | 8-3 |
| 3/14/93 | Fayetteville, Ark. | W | 8-7 |
| 3/14/93 | Fayetteville, Ark. | W | 7-1 |
| 2/20/98 | Fayetteville, Ark. | W | 16-0 |
| 2/21/98 | Fayetteville, Ark. | L | 4-5 |
| 2/22/98 | Fayetteville, Ark. | W | 8-1 |
| 2/26/99 | Fayetteville, Ark. | W | 8-3 |
| 2/27/99 | Fayetteville, Ark. | W | 17-2 |
| 2/28/99 | Fayetteville, Ark. | W | 10-3 |
| 2/23/01 | Fayetteville, Ark. | W | 6-2 |
| 2/25/01 | Fayetteville, Ark. | W | 10-4 |
| 2/25/01 | Fayetteville, Ark. | W | 17-4 |
| 2/14/03 | Fayetteville, Ark. | W | 5-1 |
| 2/15/03 | Fayetteville, Ark. | W | 17-3 |
| 3/11/05 | Fayetteville, Ark. | W | 17-2 |
| 3/12/05 | Fayetteville, Ark. | W | 12-1 |
| 3/13/05 | Fayetteville, Ark. | W | 6-0 |

EASTERN KENTUCKY

Overall Series Record: 1-0
Record at Neutral Sites: 1-0

| DATE | SITE | W/L | SCORE |
|---------|---------------------|-----|-------|
| 5/23/85 | Tallahassee, Fla. + | W | 20-13 |

EASTERN MICHIGAN

Overall Series Record: 14-1
Record in Fayetteville, Ark.: 7-0
Record at Neutral Sites: 7-1

| DATE | SITE | W/L | SCORE |
|---------|--------------------|-----|-------|
| 3/23/77 | Fayetteville, Ark. | W | 4-3 |
| 3/23/77 | Fayetteville, Ark. | W | 8-1 |
| 3/26/79 | Fayetteville, Ark. | W | 6-2 |
| 3/26/79 | Fayetteville, Ark. | W | 1-0 |
| 3/27/79 | Fayetteville, Ark. | W | 6-0 |
| 3/1/81 | Lakeland, Fla. | W | 17-10 |
| 3/3/81 | Lakeland, Fla. | L | 5-7 |
| 3/6/81 | Lakeland, Fla. | W | 6-2 |
| 3/6/81 | Lakeland, Fla. | W | 9-8 |
| 2/25/84 | Lakeland, Fla. | W | 3-2 |
| 2/29/84 | Lakeland, Fla. | W | 8-1 |
| 3/2/84 | Lakeland, Fla. | W | 4-1 |
| 3/16/90 | Fresno, Calif. | W | 6-4 |
| 3/11/91 | Fayetteville, Ark. | W | 6-5 |
| 3/12/91 | Fayetteville, Ark. | W | 12-4 |

EAST TEXAS BAPTIST

Overall Series Record: 0-2
Record in Marshall, Texas: 0-2

| DATE | SITE | W/L | SCORE |
|---------|-----------------|-----|-------|
| 3/23/68 | Marshall, Texas | L | 0-4 |
| 3/23/68 | Marshall, Texas | L | 1-2 |

ECKERD

Overall Series Record: 1-0
Record at Neutral Sites: 1-0

| DATE | SITE | W/L | SCORE |
|--------|----------------|-----|-------|
| 3/3/89 | Lakeland, Fla. | W | 8-2 |

GAME-BY-GAME SERIES RESULTS



EMPORIA STATE

Overall Series Record: 8-5
Record in Fayetteville, Ark.: 5-1
Record in Emporia, Kan.: 2-4
Record at Neutral Sites: 1-0

| DATE | SITE | W/L | SCORE |
|---------|--------------------|-----|-------|
| 1960 | Fayetteville, Ark. | W | 19-11 |
| 1960 | Fayetteville, Ark. | W | 11-4 |
| 4/19/61 | Emporia, Kan. | L | 2-4 |
| 4/20/61 | Chanute, Kan. | W | 15-10 |
| 4/13/62 | Fayetteville, Ark. | W | 6-2 |
| 4/14/62 | Fayetteville, Ark. | W | 12-3 |
| 4/3/63 | Emporia, Kan. | W | 12-8 |
| 4/3/63 | Emporia, Kan. | L | 2-18 |
| 4/13/64 | Fayetteville, Ark. | W | 8-3 |
| 4/13/64 | Fayetteville, Ark. | L | 6-10 |
| 4/6/65 | Emporia, Kan. | L | 4-8 |
| 1967 | Emporia, Kan. | W | 8-5 |
| 1967 | Emporia, Kan. | L | 4-5 |

EVANGEL

Overall Series Record: 20-0
Record in Fayetteville, Ark.: 12-0
Record in Springfield, Mo.: 8-0

| DATE | SITE | W/L | SCORE |
|---------|--------------------|-----|-------|
| 1968 | Fayetteville, Ark. | W | 3-1 |
| 1968 | Fayetteville, Ark. | W | 2-1 |
| 5/3/69 | Springfield, Mo. | W | 3-0 |
| 5/3/69 | Springfield, Mo. | W | 18-0 |
| 5/12/70 | Springfield, Mo. | W | 10-0 |
| 5/12/70 | Springfield, Mo. | W | 6-0 |
| 5/5/71 | Springfield, Mo. | W | 12-1 |
| 5/5/71 | Springfield, Mo. | W | 13-0 |
| 1973 | Fayetteville, Ark. | W | 5-4 |
| 1973 | Fayetteville, Ark. | W | 11-0 |
| 4/15/74 | Springfield, Mo. | W | 6-4 |
| 4/15/74 | Springfield, Mo. | W | 5-3 |
| 3/16/82 | Fayetteville, Ark. | W | 5-1 |
| 3/16/82 | Fayetteville, Ark. | W | 4-1 |
| 4/7/87 | Fayetteville, Ark. | W | 16-2 |
| 4/5/88 | Fayetteville, Ark. | W | 13-8 |
| 4/5/89 | Fayetteville, Ark. | W | 6-4 |
| 3/27/90 | Fayetteville, Ark. | W | 8-3 |
| 4/2/91 | Fayetteville, Ark. | W | 10-0 |
| 3/30/92 | Fayetteville, Ark. | W | 10-0 |

EVANSVILLE

Overall Series Record: 6-2
Record in Fayetteville, Ark.: 6-2

| DATE | SITE | W/L | SCORE |
|---------|--------------------|-----|-------|
| 3/23/86 | Fayetteville, Ark. | W | 18-8 |
| 3/24/86 | Fayetteville, Ark. | W | 4-0 |
| 3/25/86 | Fayetteville, Ark. | W | 9-8 |
| 2/24/95 | Fayetteville, Ark. | W | 8-5 |
| 2/25/95 | Fayetteville, Ark. | W | 6-5 |
| 2/26/95 | Fayetteville, Ark. | L | 2-3 |
| 3/6/01 | Fayetteville, Ark. | L | 1-4 |
| 3/7/01 | Fayetteville, Ark. | W | 5-1 |

FLORIDA

Overall Series Record: 26-24
Record in Fayetteville, Ark.: 13-8
Record in Gainesville, Fla.: 10-14
Record at Neutral Sites: 3-2

| DATE | SITE | W/L | SCORE |
|---------|---------------------|-----|----------|
| 5/26/79 | Tallahassee, Fla. + | W | 9-1 |
| 4/8/94 | Gainesville, Fla. | L | 2-5 |
| 4/9/94 | Gainesville, Fla. | L | 7-8 |
| 4/10/94 | Gainesville, Fla. | L | 2-3 (11) |
| 4/7/95 | Fayetteville, Ark. | W | 5-4 |
| 4/8/95 | Fayetteville, Ark. | W | 13-5 |
| 4/9/95 | Fayetteville, Ark. | L | 2-5 |
| 5/1/98 | Fayetteville, Ark. | L | 6-7 |
| 5/2/98 | Fayetteville, Ark. | L | 9-13 |
| 5/3/98 | Fayetteville, Ark. | W | 4-3 |
| 4/2/99 | Gainesville, Fla. | W | 8-1 |

| | | | |
|---------|--------------------|---|----------|
| 4/3/99 | Gainesville, Fla. | W | 6-5 |
| 4/4/99 | Gainesville, Fla. | W | 10-5 |
| 3/24/00 | Fayetteville, Ark. | L | 7-8 (11) |
| 3/25/00 | Fayetteville, Ark. | L | 7-8 (10) |
| 3/26/00 | Fayetteville, Ark. | L | 4-7 |
| 3/23/01 | Gainesville, Fla. | L | 4-7 |
| 3/24/01 | Gainesville, Fla. | L | 4-8 |
| 3/25/01 | Gainesville, Fla. | L | 1-4 |
| 3/19/04 | Gainesville, Fla. | L | 1-11 |
| 3/20/04 | Gainesville, Fla. | W | 8-2 |
| 3/21/04 | Gainesville, Fla. | L | 6-7 (10) |
| 5/6/05 | Fayetteville, Ark. | W | 4-1 |
| 5/7/05 | Fayetteville, Ark. | W | 3-2 (10) |
| 5/8/05 | Fayetteville, Ark. | L | 10-11 |
| 5/25/05 | Hoover, Ala.! | L | 8-9 |
| 3/17/06 | Gainesville, Fla. | L | 3-6 |
| 3/18/06 | Gainesville, Fla. | W | 4-2 |
| 3/19/06 | Gainesville, Fla. | L | 7-8 |
| 4/14/07 | Fayetteville, Ark. | W | 14-3 |
| 4/14/07 | Fayetteville, Ark. | W | 7-1 |
| 4/15/07 | Fayetteville, Ark. | W | 10-7 |
| 4/11/08 | Gainesville, Fla. | W | 2-1 |
| 4/12/08 | Gainesville, Fla. | L | 1-6 |
| 4/13/08 | Gainesville, Fla. | W | 10-4 |
| 3/13/09 | Fayetteville, Ark. | W | 11-4 |
| 3/14/09 | Fayetteville, Ark. | W | 8-4 |
| 3/15/09 | Fayetteville, Ark. | W | 4-2 |
| 5/20/09 | Hoover, Ala.! | W | 8-5 |
| 5/22/09 | Hoover, Ala.! | W | 10-7 |
| 4/23/10 | Gainesville, Fla. | W | 8-3 |
| 4/24/10 | Gainesville, Fla. | L | 2-8 |
| 4/25/10 | Gainesville, Fla. | L | 1-2 |
| 5/27/10 | Hoover, Ala.! | L | 4-5 |
| 5/5/11 | Fayetteville, Ark. | W | 4-3 |
| 5/6/11 | Fayetteville, Ark. | W | 5-3 |
| 5/7/11 | Fayetteville, Ark. | L | 3-5 |
| 4/27/12 | Gainesville, Fla. | L | 2-3 |
| 4/28/12 | Gainesville, Fla. | W | 5-1 |
| 4/29/12 | Gainesville, Fla. | W | 3-1 (10) |

FLORIDA SOUTHERN

Overall Series Record: 2-1
Record in Lakeland, Fla.: 2-1

| DATE | SITE | W/L | SCORE |
|--------|----------------|-----|-------|
| 3/4/81 | Lakeland, Fla. | L | 3-5 |
| 3/5/81 | Lakeland, Fla. | W | 13-3 |
| 3/1/84 | Lakeland, Fla. | W | 5-1 |

FLORIDA STATE

Overall Series Record: 5-0
Record in Fayetteville, Ark.: 2-0
Record in Tallahassee, Fla.: 3-0

| DATE | SITE | W/L | SCORE |
|---------|----------------------|-----|-------|
| 5/25/85 | Tallahassee, Fla. + | W | 7-6 |
| 6/11/04 | Fayetteville, Ark. + | W | 7-5 |
| 6/12/04 | Fayetteville, Ark. + | W | 4-2 |
| 6/5/09 | Tallahassee, Fla. + | W | 7-2 |
| 6/6/09 | Tallahassee, Fla. + | W | 9-8 |

FORDHAM

Overall Series Record: 0-1
Record at Neutral Sites: 0-1

| DATE | SITE | W/L | SCORE |
|---------|-----------------|-----|-------|
| 5/25/90 | Wichita, Kan. + | L | 5-8 |

FRESNO STATE

Overall Series Record: 1-0
Record in Fresno, Calif.: 1-0

| DATE | SITE | W/L | SCORE |
|---------|----------------|-----|-------|
| 3/17/90 | Fresno, Calif. | W | 6-4 |

GEORGE MASON

Overall Series Record: 2-0
Record at Neutral Sites: 2-0

| DATE | SITE | W/L | SCORE |
|---------|---------------------|-----|-------|
| 5/24/85 | Tallahassee, Fla. + | W | 13-9 |
| 2/10/06 | Mobile, Ala. | W | 4-1 |

GEORGE WASHINGTON

Overall Series Record: 3-0
Record at Neutral Sites: 3-0

| DATE | SITE | W/L | SCORE |
|---------|---------------------|-----|-------|
| 5/25/79 | Tallahassee, Fla. + | W | 12-11 |
| 5/26/89 | Waterbury, Conn. + | W | 8-2 |
| 3/12/90 | Fresno, Calif. | W | 5-1 |

GEORGIA

Overall Series Record: 26-20
Record in Fayetteville, Ark.: 17-7
Record in Athens, Ga.: 8-12
Record at Neutral Sites: 1-1

| DATE | SITE | W/L | SCORE |
|---------|--------------------|-----|------------|
| 5/31/87 | Omaha, Neb. + | W | 5-4 |
| 3/21/92 | Athens, Ga. | W | 1-0 |
| 3/21/92 | Athens, Ga. | W | 5-3 |
| 3/27/93 | Fayetteville, Ark. | W | 7-2 |
| 3/27/93 | Fayetteville, Ark. | W | 11-1 |
| 3/28/93 | Fayetteville, Ark. | W | 5-4 (10) |
| 4/5/96 | Athens, Ga. | L | 3-7 |
| 4/6/96 | Athens, Ga. | W | 4-3 |
| 4/7/96 | Athens, Ga. | L | 6-7 |
| 4/5/97 | Fayetteville, Ark. | W | 11-2 |
| 4/5/97 | Fayetteville, Ark. | W | 15-6 |
| 4/6/97 | Fayetteville, Ark. | W | 17-8 |
| 4/21/00 | Athens, Ga. | L | 2-10 |
| 4/22/00 | Athens, Ga. | L | 8-14 |
| 4/23/00 | Athens, Ga. | L | 5-15 |
| 3/16/01 | Fayetteville, Ark. | W | 8-5 |
| 3/17/01 | Fayetteville, Ark. | W | 20-3 |
| 3/18/01 | Fayetteville, Ark. | L | 6-7 |
| 3/15/02 | Athens, Ga. | L | 3-10 |
| 3/16/02 | Athens, Ga. | L | 4-8 |
| 3/17/02 | Athens, Ga. | W | 16-12 (10) |
| 4/4/03 | Fayetteville, Ark. | W | 9-4 |
| 4/5/03 | Fayetteville, Ark. | W | 14-3 |
| 4/6/03 | Fayetteville, Ark. | L | 4-10 |
| 3/24/06 | Fayetteville, Ark. | L | 0-2 |
| 3/25/06 | Fayetteville, Ark. | L | 7-8 |
| 3/26/06 | Fayetteville, Ark. | W | 5-4 (10) |
| 4/20/07 | Athens, Ga. | L | 1-6 |
| 4/21/07 | Athens, Ga. | W | 7-6 (10) |
| 4/22/07 | Athens, Ga. | W | 9-3 |
| 3/14/08 | Fayetteville, Ark. | W | 5-1 |
| 3/15/08 | Fayetteville, Ark. | L | 11-15 |
| 3/16/08 | Fayetteville, Ark. | L | 2-13 |
| 4/17/09 | Athens, Ga. | L | 3-4 |
| 4/18/09 | Athens, Ga. | L | 3-4 |
| 4/19/09 | Athens, Ga. | W | 2-0 |
| 5/21/09 | Hoover, Ala.! | L | 1-2 (10) |
| 4/16/10 | Fayetteville, Ark. | W | 10-2 |
| 4/17/10 | Fayetteville, Ark. | W | 10-2 |
| 4/18/10 | Fayetteville, Ark. | W | 13-5 |
| 4/29/11 | Athens, Ga. | W | 10-4 |
| 4/30/11 | Athens, Ga. | L | 0-3 |
| 5/1/11 | Athens, Ga. | L | 5-6 |
| 4/6/12 | Fayetteville, Ark. | L | 2-4 |
| 4/7/12 | Fayetteville, Ark. | W | 8-3 |
| 4/8/12 | Fayetteville, Ark. | W | 8-0 |

GEORGIA TECH

Overall Series Record: 1-2
Record at Neutral Sites: 1-2

| DATE | SITE | W/L | SCORE |
|---------|---------------------|-----|-------|
| 5/26/85 | Tallahassee, Fla. + | W | 7-5 |
| 3/6/93 | Minneapolis, Minn. | L | 2-3 |
| 5/23/98 | Wichita, Kan. + | L | 0-2 |



GAME-BY-GAME SERIES RESULTS

GONZAGA

Overall Series Record: 3-1
Record in Fayetteville, Ark.: 2-0
Record in Seattle, Wash.: 0-1
Record at Neutral Sites: 1-0

| DATE | SITE | W/L | SCORE |
|---------|--------------------|-----|-------|
| 3/14/90 | Fresno, Calif. | W | 7-4 |
| 3/12/92 | Seattle, Wash. | L | 1-6 |
| 3/13/12 | Fayetteville, Ark. | W | 1-0 |
| 3/14/12 | Fayetteville, Ark. | W | 5-3 |

GRAMBLING STATE

Overall Series Record: 1-0
Record in Fayetteville, Ark.: 1-0

| DATE | SITE | W/L | SCORE |
|--------|----------------------|-----|-------|
| 6/4/10 | Fayetteville, Ark. + | W | 19-7 |

HAWAII

Overall Series Record: 4-4
Record in Honolulu, Hawaii: 4-4

| DATE | SITE | W/L | SCORE |
|---------|------------------|-----|----------|
| 2/27/87 | Honolulu, Hawaii | L | 4-8 |
| 2/28/87 | Honolulu, Hawaii | L | 5-6 (10) |
| 3/1/87 | Honolulu, Hawaii | W | 9-7 (10) |
| 3/2/87 | Honolulu, Hawaii | W | 7-4 |
| 3/1/90 | Honolulu, Hawaii | L | 3-9 |
| 3/2/90 | Honolulu, Hawaii | W | 17-9 |
| 3/2/90 | Honolulu, Hawaii | L | 1-2 |
| 3/2/06 | Honolulu, Hawaii | W | 5-1 |

HAWAII PACIFIC

Overall Series Record: 3-1
Record in Honolulu, Hawaii: 3-1

| DATE | SITE | W/L | SCORE |
|---------|------------------|-----|-------|
| 2/25/87 | Honolulu, Hawaii | L | 4-6 |
| 2/26/87 | Honolulu, Hawaii | W | 10-7 |
| 2/27/91 | Honolulu, Hawaii | W | 12-2 |
| 2/28/91 | Honolulu, Hawaii | W | 5-4 |

HOUSTON

Overall Series Record: 37-27
Record in Fayetteville, Ark.: 17-7
Record in Houston, Texas: 14-16
Record at Neutral Sites: 6-4

| DATE | SITE | W/L | SCORE |
|---------|-------------------------|-----|-----------|
| 4/27/74 | Houston, Texas | L | 0-8 |
| 4/27/74 | Houston, Texas | L | 5-6 |
| 4/27/74 | Houston, Texas | L | 3-8 |
| 4/25/75 | Houston, Texas | W | 5-1 |
| 4/26/75 | Houston, Texas | W | 3-0 |
| 4/26/75 | Houston, Texas | L | 3-10 |
| 3/5/76 | Houston, Texas | L | 4-9 |
| 3/6/76 | Houston, Texas | L | 0-1 |
| 3/6/76 | Houston, Texas | L | 2-3 |
| 3/4/77 | Fayetteville, Ark. | W | 5-3 |
| 3/5/77 | Fayetteville, Ark. | W | 2-0 |
| 3/5/77 | Fayetteville, Ark. | L | 0-5 |
| 4/21/78 | Houston, Texas | W | 6-5 |
| 4/22/78 | Houston, Texas | W | 5-1 |
| 4/22/78 | Houston, Texas | L | 4-14 |
| 4/20/79 | Fayetteville, Ark. | W | 5-3 |
| 4/21/79 | Fayetteville, Ark. | W | 3-0 |
| 4/21/79 | Fayetteville, Ark. | W | 11-10 (8) |
| 3/21/80 | Houston, Texas | W | 13-6 |
| 3/22/80 | Houston, Texas | W | 4-2 |
| 3/22/80 | Houston, Texas | L | 6-11 |
| 4/17/81 | Fayetteville, Ark. | L | 3-5 |
| 4/18/81 | Fayetteville, Ark. | W | 15-4 |
| 4/18/81 | Fayetteville, Ark. | W | 2-1 |
| 5/15/81 | Austin, Texas! | L | 2-7 |
| 5/17/81 | Austin, Texas! | W | 9-3 |
| 4/16/82 | Houston, Texas | L | 3-7 |
| 4/17/82 | Houston, Texas | L | 0-2 |
| 4/17/82 | Houston, Texas | W | 1-0 (10) |
| 5/14/82 | College Station, Texas! | W | 9-6 |

| | | | |
|---------|-------------------------|---|----------|
| 5/16/82 | College Station, Texas! | L | 8-9 |
| 4/10/83 | Fayetteville, Ark. | W | 1-0 |
| 4/10/83 | Fayetteville, Ark. | L | 8-12 |
| 4/11/83 | Fayetteville, Ark. | W | 9-1 |
| 5/13/83 | Austin, Texas! | W | 4-3 |
| 5/15/83 | Austin, Texas! | W | 9-7 |
| 4/14/84 | Houston, Texas | L | 5-6 |
| 4/14/84 | Houston, Texas | W | 17-4 |
| 4/15/84 | Houston, Texas | L | 3-4 |
| 4/5/85 | Fayetteville, Ark. | W | 16-12 |
| 4/6/85 | Fayetteville, Ark. | W | 5-4 |
| 4/6/85 | Fayetteville, Ark. | L | 9-10 |
| 4/4/86 | Houston, Texas | W | 15-6 |
| 4/5/86 | Houston, Texas | W | 3-2 |
| 4/5/86 | Houston, Texas | W | 10-6 |
| 3/27/87 | Fayetteville, Ark. | L | 3-4 |
| 3/28/87 | Fayetteville, Ark. | W | 10-3 |
| 3/28/87 | Fayetteville, Ark. | W | 12-6 |
| 5/17/87 | Austin, Texas! | W | 14-9 |
| 4/1/88 | Houston, Texas | L | 2-8 |
| 4/2/88 | Houston, Texas | W | 16-7 |
| 4/2/88 | Houston, Texas | L | 5-6 (10) |
| 3/24/89 | Fayetteville, Ark. | W | 10-1 |
| 3/25/89 | Fayetteville, Ark. | W | 3-0 |
| 3/25/89 | Fayetteville, Ark. | W | 8-3 |
| 5/19/89 | College Station, Texas! | W | 5-4 |
| 3/23/90 | Houston, Texas | W | 6-1 |
| 3/24/90 | Houston, Texas | W | 6-4 |
| 3/24/90 | Houston, Texas | L | 0-6 |
| 5/19/90 | Austin, Texas! | L | 1-7 |
| 3/29/91 | Fayetteville, Ark. | L | 3-4 |
| 3/30/91 | Fayetteville, Ark. | W | 6-2 |
| 3/30/91 | Fayetteville, Ark. | L | 5-6 |
| 3/3/12 | Houston, Texas | L | 1-4 |

ILLINOIS

Overall Series Record: 3-0
Record in Fayetteville, Ark.: 2-0
Record at Neutral Sites: 1-0

| DATE | SITE | W/L | SCORE |
|---------|--------------------|-----|-------|
| 3/13/84 | Fayetteville, Ark. | W | 18-5 |
| 3/14/84 | Fayetteville, Ark. | W | 6-5 |
| 5/28/89 | Waterbury, Conn. + | W | 9-2 |

ILLINOIS-CHICAGO

Overall Series Record: 7-1
Record in Fayetteville, Ark.: 7-1

| DATE | SITE | W/L | SCORE |
|---------|--------------------|-----|----------|
| 3/1/03 | Fayetteville, Ark. | W | 8-7 (11) |
| 3/1/03 | Fayetteville, Ark. | W | 6-4 |
| 3/2/03 | Fayetteville, Ark. | W | 13-2 |
| 3/12/04 | Fayetteville, Ark. | W | 4-3 |
| 3/14/04 | Fayetteville, Ark. | L | 1-9 |
| 3/3/05 | Fayetteville, Ark. | W | 7-4 |
| 3/5/05 | Fayetteville, Ark. | W | 15-4 |
| 3/6/05 | Fayetteville, Ark. | W | 9-2 |

ILLINOIS STATE

Overall Series Record: 5-1
Record in Fayetteville, Ark.: 5-1

| DATE | SITE | W/L | SCORE |
|---------|--------------------|-----|----------|
| 3/6/92 | Fayetteville, Ark. | W | 14-3 |
| 3/7/92 | Fayetteville, Ark. | W | 6-5 (10) |
| 3/8/92 | Fayetteville, Ark. | W | 15-4 |
| 2/23/07 | Fayetteville, Ark. | W | 12-1 |
| 2/24/07 | Fayetteville, Ark. | L | 10-12 |
| 2/25/07 | Fayetteville, Ark. | W | 9-8 (10) |

INDIANA

Overall Series Record: 1-1
Record in Fayetteville, Ark.: 1-0
Record at Neutral Sites: 0-1

| DATE | SITE | W/L | SCORE |
|---------|--------------------|-----|-------|
| 3/28/67 | San Antonio, Texas | L | 3-13 |
| 3/21/82 | Fayetteville, Ark. | W | 5-3 |

INDIANA STATE

Overall Series Record: 11-4
Record in Fayetteville, Ark.: 9-3
Record in Terre Haute, Ind.: 2-1

| DATE | SITE | W/L | SCORE |
|---------|--------------------|-----|-------|
| 3/10/84 | Fayetteville, Ark. | W | 3-2 |
| 3/10/84 | Fayetteville, Ark. | W | 7-3 |
| 3/11/84 | Fayetteville, Ark. | W | 6-3 |
| 3/8/85 | Fayetteville, Ark. | W | 9-7 |
| 3/9/85 | Fayetteville, Ark. | W | 7-2 |
| 3/9/85 | Fayetteville, Ark. | W | 3-1 |
| 3/9/86 | Fayetteville, Ark. | L | 1-5 |
| 3/9/86 | Fayetteville, Ark. | W | 2-1 |
| 3/10/86 | Fayetteville, Ark. | W | 12-3 |
| 3/12/88 | Fayetteville, Ark. | L | 9-11 |
| 3/12/88 | Fayetteville, Ark. | L | 9-13 |
| 4/1/90 | Fayetteville, Ark. | W | 4-2 |
| 4/26/91 | Terre Haute, Ind. | L | 3-7 |
| 4/27/91 | Terre Haute, Ind. | W | 6-5 |
| 4/27/91 | Terre Haute, Ind. | W | 8-3 |

IOWA

Overall Series Record: 2-0
Record in Fayetteville, Ark.: 1-0
Record at Neutral Sites: 1-0

| DATE | SITE | W/L | SCORE |
|---------|--------------------|-----|-------|
| 3/27/79 | Fayetteville, Ark. | W | 7-4 |
| 2/14/97 | Arlington, Texas | W | 26-6 |

IOWA STATE

Overall Series Record: 11-0
Record in Fayetteville, Ark.: 11-0

| DATE | SITE | W/L | SCORE |
|---------|--------------------|-----|-------|
| 3/14/77 | Fayetteville, Ark. | W | 4-1 |
| 3/14/77 | Fayetteville, Ark. | W | 2-0 |
| 3/16/86 | Fayetteville, Ark. | W | 4-0 |
| 3/10/89 | Fayetteville, Ark. | W | 1-0 |
| 3/11/89 | Fayetteville, Ark. | W | 9-4 |
| 3/1/96 | Fayetteville, Ark. | W | 14-0 |
| 3/2/96 | Fayetteville, Ark. | W | 21-5 |
| 3/3/96 | Fayetteville, Ark. | W | 12-2 |
| 3/10/97 | Fayetteville, Ark. | W | 21-11 |
| 2/20/99 | Fayetteville, Ark. | W | 10-4 |
| 2/21/99 | Fayetteville, Ark. | W | 18-7 |

KANSAS

Overall Series Record: 36-12
Record in Fayetteville, Ark.: 33-9
Record in Lawrence, Kan.: 3-3

| DATE | SITE | W/L | SCORE |
|---------|--------------------|-----|-------|
| 3/28/60 | Fayetteville, Ark. | W | 11-6 |
| 3/29/60 | Fayetteville, Ark. | W | 18-0 |
| 4/1/63 | Lawrence, Kan. | W | 15-7 |
| 4/2/63 | Lawrence, Kan. | L | 1-9 |
| 5/3/85 | Fayetteville, Ark. | W | 10-4 |
| 5/4/85 | Fayetteville, Ark. | W | 6-5 |
| 5/4/85 | Fayetteville, Ark. | W | 6-2 |
| 2/27/88 | Fayetteville, Ark. | W | 12-3 |
| 2/27/88 | Fayetteville, Ark. | W | 19-4 |
| 2/28/88 | Fayetteville, Ark. | W | 5-3 |
| 2/25/89 | Fayetteville, Ark. | W | 3-2 |
| 2/25/89 | Fayetteville, Ark. | W | 7-0 |
| 2/26/89 | Fayetteville, Ark. | W | 18-4 |
| 2/24/90 | Fayetteville, Ark. | L | 4-10 |
| 2/25/90 | Fayetteville, Ark. | W | 3-2 |
| 2/22/91 | Fayetteville, Ark. | W | 8-1 |
| 2/23/91 | Fayetteville, Ark. | W | 6-5 |
| 2/24/91 | Fayetteville, Ark. | W | 17-3 |
| 2/21/92 | Fayetteville, Ark. | W | 13-5 |
| 2/22/92 | Fayetteville, Ark. | L | 4-7 |
| 2/23/92 | Fayetteville, Ark. | L | 1-4 |
| 3/17/92 | Lawrence, Kan. | L | 5-6 |
| 2/27/93 | Fayetteville, Ark. | L | 1-3 |
| 2/27/93 | Fayetteville, Ark. | W | 6-4 |
| 2/28/93 | Fayetteville, Ark. | W | 9-2 |
| 2/18/94 | Fayetteville, Ark. | L | 3-5 |

GAME-BY-GAME SERIES RESULTS



| | | | |
|---------|--------------------|---|----------|
| 2/19/94 | Fayetteville, Ark. | L | 2-4 |
| 2/20/94 | Fayetteville, Ark. | W | 5-3 |
| 2/17/95 | Fayetteville, Ark. | W | 12-10 |
| 2/18/95 | Fayetteville, Ark. | W | 8-2 |
| 2/19/95 | Fayetteville, Ark. | W | 8-6 |
| 3/18/96 | Lawrence, Kan. | L | 3-8 |
| 3/18/97 | Fayetteville, Ark. | W | 8-5 |
| 3/19/97 | Fayetteville, Ark. | L | 2-8 |
| 3/18/98 | Lawrence, Kan. | W | 12-7 |
| 3/23/99 | Fayetteville, Ark. | W | 7-6 |
| 3/24/99 | Fayetteville, Ark. | L | 6-9 |
| 3/22/00 | Lawrence, Kan. | W | 10-3 |
| 3/27/01 | Fayetteville, Ark. | W | 6-5 |
| 3/11/03 | Fayetteville, Ark. | W | 2-1 |
| 3/9/07 | Fayetteville, Ark. | W | 8-7 |
| 3/10/07 | Fayetteville, Ark. | W | 4-0 |
| 3/11/07 | Fayetteville, Ark. | W | 5-2 |
| 2/27/08 | Fayetteville, Ark. | W | 2-1 |
| 2/24/09 | Fayetteville, Ark. | L | 3-9 |
| 2/25/09 | Fayetteville, Ark. | W | 9-8 (10) |
| 3/2/10 | Fayetteville, Ark. | W | 15-3 |
| 3/15/11 | Fayetteville, Ark. | W | 4-2 |

KANSAS STATE

Overall Series Record: 29-19
Record in Fayetteville, Ark.: 28-14
Record in Manhattan, Kan.: 0-4
Record at Neutral Sites: 1-1

| DATE | SITE | W/L | SCORE |
|---------|--------------------|-----|----------|
| 4/4/66 | Fayetteville, Ark. | L | 3-12 |
| 4/4/66 | Fayetteville, Ark. | L | 2-6 |
| 5/8/67 | Manhattan, Kan. | L | 2-13 |
| 5/8/67 | Manhattan, Kan. | L | 2-3 |
| 4/26/69 | Fayetteville, Ark. | W | 10-6 |
| 4/26/69 | Fayetteville, Ark. | L | 4-6 |
| 3/14/73 | Fayetteville, Ark. | W | 9-7 |
| 3/14/73 | Fayetteville, Ark. | W | 8-2 |
| 3/12/74 | Fayetteville, Ark. | L | 1-2 |
| 3/12/74 | Fayetteville, Ark. | L | 1-2 |
| 3/1/75 | Fayetteville, Ark. | L | 0-3 |
| 3/1/75 | Fayetteville, Ark. | W | 6-1 |
| 3/2/75 | Fayetteville, Ark. | L | 4-5 |
| 3/2/75 | Fayetteville, Ark. | W | 11-1 |
| 3/14/80 | Fayetteville, Ark. | W | 8-4 |
| 3/14/80 | Fayetteville, Ark. | W | 8-3 |
| 3/13/83 | Fayetteville, Ark. | W | 12-1 |
| 2/22/85 | Fayetteville, Ark. | W | 5-1 |
| 2/20/86 | Fayetteville, Ark. | L | 7-8 |
| 3/6/87 | Fayetteville, Ark. | L | 3-4 |
| 3/7/87 | Fayetteville, Ark. | W | 12-7 |
| 3/4/88 | Fayetteville, Ark. | W | 8-7 |
| 3/5/88 | Fayetteville, Ark. | W | 9-5 |
| 4/30/89 | Fayetteville, Ark. | W | 9-4 |
| 5/1/89 | Fayetteville, Ark. | L | 2-7 |
| 2/17/90 | Fayetteville, Ark. | W | 2-1 |
| 2/17/90 | Fayetteville, Ark. | W | 5-1 |
| 2/18/90 | Fayetteville, Ark. | L | 4-5 |
| 2/16/91 | Fayetteville, Ark. | L | 0-6 |
| 2/16/91 | Fayetteville, Ark. | W | 3-2 |
| 2/17/91 | Fayetteville, Ark. | W | 3-2 (10) |
| 2/15/92 | Fayetteville, Ark. | L | 13-18 |
| 2/15/92 | Fayetteville, Ark. | W | 13-0 |
| 2/16/92 | Fayetteville, Ark. | W | 19-9 |
| 3/16/92 | Manhattan, Kan. | L | 7-11 |
| 2/21/93 | Fayetteville, Ark. | W | 10-1 |
| 2/25/94 | Fayetteville, Ark. | W | 22-4 |
| 2/26/94 | Fayetteville, Ark. | L | 10-11 |
| 2/27/94 | Fayetteville, Ark. | W | 4-1 |
| 2/23/96 | Fayetteville, Ark. | W | 7-6 (10) |
| 2/24/96 | Fayetteville, Ark. | W | 9-5 |
| 2/25/96 | Fayetteville, Ark. | W | 11-3 |
| 2/15/97 | Arlington, Texas | L | 6-7 |
| 3/20/01 | Shreveport, La. | W | 2-0 |
| 3/7/03 | Manhattan, Kan. | L | 8-9 |
| 3/9/03 | Fayetteville, Ark. | W | 12-4 |
| 3/10/03 | Fayetteville, Ark. | W | 4-3 |
| 3/10/03 | Fayetteville, Ark. | W | 18-5 |

KENT STATE

Overall Series Record: 1-0
Record at Neutral Sites: 1-0

| DATE | SITE | W/L | SCORE |
|---------|---------------|-----|-------|
| 6/16/12 | Omaha, Neb. + | W | 8-1 |

KENTUCKY

Overall Series Record: 33-22
Record in Fayetteville, Ark.: 18-9
Record in Lexington, Ky.: 13-11
Record at Neutral Sites: 2-2

| DATE | SITE | W/L | SCORE |
|---------|--------------------|-----|----------|
| 2/28/89 | Lakeland, Fla. | W | 8-4 |
| 3/1/89 | Lakeland, Fla. | L | 2-6 |
| 4/4/92 | Lexington, Ky. | L | 6-14 |
| 4/4/92 | Lexington, Ky. | W | 10-9 |
| 4/5/92 | Lexington, Ky. | L | 7-10 |
| 4/9/93 | Fayetteville, Ark. | W | 1-0 |
| 4/10/93 | Fayetteville, Ark. | L | 3-9 |
| 4/10/93 | Fayetteville, Ark. | W | 8-4 |
| 3/23/96 | Lexington, Ky. | W | 16-9 |
| 3/23/96 | Lexington, Ky. | L | 5-6 |
| 3/24/96 | Lexington, Ky. | W | 7-5 |
| 5/15/96 | Birmingham, Ala.! | L | 5-7 |
| 3/21/97 | Fayetteville, Ark. | L | 5-11 |
| 3/22/97 | Fayetteville, Ark. | W | 9-8 (10) |
| 3/23/97 | Fayetteville, Ark. | W | 11-4 |
| 4/24/98 | Lexington, Ky. | W | 17-1 |
| 4/25/98 | Lexington, Ky. | L | 5-15 |
| 4/26/98 | Lexington, Ky. | L | 3-4 |
| 4/9/99 | Fayetteville, Ark. | W | 15-2 |
| 4/10/99 | Fayetteville, Ark. | W | 10-1 |
| 4/11/99 | Fayetteville, Ark. | W | 9-5 |
| 5/19/99 | Hoover, Ala.! | W | 6-4 |
| 4/28/00 | Fayetteville, Ark. | L | 6-7 |
| 4/29/00 | Fayetteville, Ark. | W | 12-10 |
| 4/30/00 | Fayetteville, Ark. | W | 8-5 |
| 4/27/01 | Lexington, Ky. | L | 4-5 |
| 4/28/01 | Lexington, Ky. | W | 16-11 |
| 4/29/01 | Lexington, Ky. | W | 9-5 |
| 5/3/02 | Fayetteville, Ark. | W | 5-1 |
| 5/4/02 | Fayetteville, Ark. | L | 2-5 |
| 5/5/02 | Fayetteville, Ark. | L | 0-1 |
| 3/28/03 | Lexington, Ky. | W | 9-2 |
| 3/29/03 | Lexington, Ky. | W | 2-1 |
| 3/30/03 | Lexington, Ky. | W | 10-9 |
| 4/23/04 | Fayetteville, Ark. | W | 9-4 |
| 4/24/04 | Fayetteville, Ark. | W | 5-4 |
| 4/25/04 | Fayetteville, Ark. | W | 11-10 |
| 4/30/05 | Lexington, Ky. | W | 8-5 |
| 4/30/05 | Lexington, Ky. | L | 8-11 |
| 5/1/05 | Lexington, Ky. | L | 1-7 |
| 4/14/06 | Fayetteville, Ark. | W | 10-9 |
| 4/15/06 | Fayetteville, Ark. | W | 10-6 |
| 4/16/06 | Fayetteville, Ark. | L | 5-7 |
| 3/16/07 | Lexington, Ky. | W | 10-2 |
| 3/17/07 | Lexington, Ky. | L | 5-7 |
| 3/18/07 | Lexington, Ky. | W | 14-5 |
| 4/2/10 | Fayetteville, Ark. | L | 8-12 |
| 4/3/10 | Fayetteville, Ark. | W | 10-1 |
| 4/4/10 | Fayetteville, Ark. | W | 17-16 |
| 4/23/11 | Lexington, Ky. | L | 2-3 |
| 4/23/11 | Lexington, Ky. | L | 1-3 |
| 4/24/11 | Lexington, Ky. | W | 5-1 (6) |
| 4/13/12 | Fayetteville, Ark. | W | 8-7 |
| 4/14/12 | Fayetteville, Ark. | L | 4-5 |
| 4/14/12 | Fayetteville, Ark. | L | 1-2 |

LAMAR

Overall Series Record: 5-3
Record in Fayetteville, Ark.: 5-1
Record at Neutral Sites: 0-2

| DATE | SITE | W/L | SCORE |
|---------|--------------------|-----|-------|
| 3/25/74 | Fayetteville, Ark. | W | 5-4 |
| 3/27/91 | Fayetteville, Ark. | W | 14-2 |
| 3/28/91 | Fayetteville, Ark. | W | 6-5 |
| 5/12/93 | Fayetteville, Ark. | W | 5-1 |

| | | | |
|---------|--------------------|---|----------|
| 5/13/93 | Fayetteville, Ark. | W | 12-10 |
| 5/13/93 | Fayetteville, Ark. | L | 7-14 |
| 5/30/03 | Austin, Texas + | L | 2-3 |
| 5/31/03 | Austin, Texas + | L | 6-7 (11) |

LE MOYNE

Overall Series Record: 2-1
Record in Fayetteville, Ark.: 1-0
Record at Neutral Sites: 1-1

| DATE | SITE | W/L | SCORE |
|---------|----------------------|-----|-------|
| 5/25/89 | Waterbury, Conn. + | L | 5-7 |
| 5/29/89 | Waterbury, Conn. + | W | 6-5 |
| 6/4/04 | Fayetteville, Ark. + | W | 4-1 |

LINCOLN

Overall Series Record: 2-0
Record in Fayetteville, Ark.: 2-0

| DATE | SITE | W/L | SCORE |
|--------|--------------------|-----|-------|
| 3/8/72 | Fayetteville, Ark. | W | 8-2 |
| 3/8/72 | Fayetteville, Ark. | W | 10-0 |

LONG BEACH STATE

Overall Series Record: 6-7
Record in Fayetteville, Ark.: 4-3
Record in Long Beach, Calif.: 2-4

| DATE | SITE | W/L | SCORE |
|---------|--------------------|-----|----------|
| 4/7/98 | Fayetteville, Ark. | W | 5-3 |
| 4/8/98 | Fayetteville, Ark. | W | 12-9 |
| 3/5/99 | Long Beach, Calif. | L | 4-5 (12) |
| 3/6/99 | Long Beach, Calif. | W | 11-4 |
| 3/7/99 | Long Beach, Calif. | L | 0-8 |
| 2/25/00 | Fayetteville, Ark. | L | 8-9 |
| 2/26/00 | Fayetteville, Ark. | L | 3-16 |
| 2/27/00 | Fayetteville, Ark. | L | 6-8 |
| 2/17/01 | Fayetteville, Ark. | W | 12-4 |
| 2/18/01 | Fayetteville, Ark. | W | 6-3 |
| 2/22/02 | Long Beach, Calif. | L | 1-7 |
| 2/23/02 | Long Beach, Calif. | L | 0-4 |
| 2/24/02 | Long Beach, Calif. | W | 5-3 |

LOUISIANA COLLEGE

Overall Series Record: 0-1
Record in Pineville, La.: 0-1

| DATE | SITE | W/L | SCORE |
|------|----------------|-----|-------|
| 1960 | Pineville, La. | L | 5-12 |

LOUISIANA-LAFAYETTE

Overall Series Record: 1-4
Record in Fayetteville, Ark.: 1-0
Record in Lafayette, La.: 0-2
Record at Neutral Sites: 0-2

| DATE | SITE | W/L | SCORE |
|---------|--------------------|-----|-------|
| 5/15/85 | Fayetteville, Ark. | W | 11-2 |
| 2/26/86 | Lafayette, La. | L | 3-5 |
| 3/19/89 | Shreveport, La. | L | 4-8 |
| 3/16/91 | Shreveport, La. | L | 2-11 |
| 2/12/99 | Lafayette, La. | L | 2-6 |

LOUISIANA TECH

Overall Series Record: 22-3
Record in Fayetteville, Ark.: 11-0
Record in Ruston, La.: 6-2
Record at Neutral Sites: 5-1

| DATE | SITE | W/L | SCORE |
|---------|--------------------|-----|-------|
| 2/27/86 | Ruston, La. | W | 12-2 |
| 3/18/88 | Shreveport, La. | W | 4-2 |
| 3/21/90 | Fayetteville, Ark. | W | 6-3 |
| 3/21/90 | Fayetteville, Ark. | W | 4-1 |
| 4/9/97 | Fayetteville, Ark. | W | 8-0 |
| 4/9/97 | Fayetteville, Ark. | W | 3-2 |
| 3/31/98 | Fayetteville, Ark. | W | 19-8 |
| 3/16/99 | Ruston, La. | W | 10-3 |
| 3/20/01 | Shreveport, La. | L | 1-12 |
| 3/19/03 | Shreveport, La. | W | 19-7 |



GAME-BY-GAME SERIES RESULTS

| | | | |
|---------|-------------------------|---|----------|
| 2/13/04 | Fayetteville, Ark. | W | 2-0 |
| 2/14/04 | Fayetteville, Ark. | W | 22-2 |
| 2/15/04 | Fayetteville, Ark. | W | 13-2 |
| 2/18/05 | Ruston, La. | W | 5-2 |
| 2/19/05 | Ruston, La. | L | 8-10 |
| 2/20/05 | Ruston, La. | W | 9-4 |
| 2/24/06 | Fayetteville, Ark. | W | 10-9 |
| 2/24/06 | Fayetteville, Ark. | W | 13-2 |
| 2/25/06 | Fayetteville, Ark. | W | 10-2 |
| 2/2/07 | Ruston, La. | W | 4-2 |
| 2/3/07 | Ruston, La. | L | 2-9 |
| 2/4/07 | Ruston, La. | W | 6-2 |
| 2/29/08 | College Station, Texas | W | 9-8 |
| 5/11/10 | North Little Rock, Ark. | W | 5-4 (10) |
| 5/15/12 | North Little Rock, Ark. | W | 6-5 (10) |

LOYOLA (LA.)

Overall Series Record: 0-2

Record in New Orleans, La.: 0-2

| DATE | SITE | W/L | SCORE |
|------|------------------|-----|-------|
| 1960 | New Orleans, La. | L | 6-11 |
| 1960 | New Orleans, La. | L | 5-9 |

LOYOLA MARYMOUNT

Overall Series Record: 0-1

Record at Neutral Sites: 0-1

| DATE | SITE | W/L | SCORE |
|---------|---------------------|-----|-------|
| 5/27/88 | Stillwater, Okla. + | L | 3-8 |

LSU

Overall Series Record: 26-54

Record in Fayetteville, Ark.: 13-18

Record in Baton Rouge, La.: 10-29

Record at Neutral Sites: 3-7

| DATE | SITE | W/L | SCORE |
|---------|--------------------|-----|----------|
| 1960 | Fayetteville, Ark. | L | 1-5 |
| 1960 | Baton Rouge, La. | W | 11-5 |
| 4/15/63 | Baton Rouge, La. | L | 5-10 |
| 4/16/63 | Baton Rouge, La. | L | 2-10 |
| 2/22/86 | Baton Rouge, La. | L | 7-8 |
| 2/23/86 | Baton Rouge, La. | W | 7-6 |
| 6/3/87 | Omaha, Neb. + | L | 2-5 |
| 4/18/92 | Baton Rouge, La. | L | 2-12 |
| 4/18/92 | Baton Rouge, La. | L | 4-12 |
| 4/19/92 | Baton Rouge, La. | L | 4-8 |
| 5/14/93 | New Orleans, La.! | L | 1-8 |
| 4/24/93 | Fayetteville, Ark. | L | 0-3 |
| 4/24/93 | Fayetteville, Ark. | L | 2-4 |
| 4/25/93 | Fayetteville, Ark. | L | 2-8 |
| 5/22/93 | Baton Rouge, La.! | L | 7-13 |
| 4/23/94 | Baton Rouge, La. | L | 3-11 |
| 4/23/94 | Baton Rouge, La. | L | 4-16 |
| 4/24/94 | Baton Rouge, La. | W | 6-5 |
| 5/20/94 | Oxford, Miss.! | L | 4-6 |
| 4/21/95 | Fayetteville, Ark. | L | 3-10 |
| 4/23/95 | Fayetteville, Ark. | L | 7-13 |
| 4/23/95 | Fayetteville, Ark. | W | 5-3 |
| 5/21/95 | Starkville, Miss.! | L | 6-7 |
| 4/19/96 | Baton Rouge, La. | W | 3-2 |
| 4/20/96 | Baton Rouge, La. | L | 4-11 |
| 4/21/96 | Baton Rouge, La. | L | 4-9 |
| 5/2/97 | Fayetteville, Ark. | L | 8-13 |
| 5/3/97 | Fayetteville, Ark. | L | 5-11 |
| 5/4/97 | Fayetteville, Ark. | W | 16-1 |
| 2/28/98 | New Orleans, La. | W | 6-5 (10) |
| 3/20/98 | Baton Rouge, La. | L | 5-9 |
| 3/21/98 | Baton Rouge, La. | L | 3-6 |
| 3/22/98 | Baton Rouge, La. | L | 6-27 |
| 5/13/98 | Hoover, Ala.! | W | 8-4 |
| 3/19/99 | Fayetteville, Ark. | W | 11-4 |
| 3/20/99 | Fayetteville, Ark. | L | 4-10 |
| 3/21/99 | Fayetteville, Ark. | W | 7-6 |
| 5/21/99 | Hoover, Ala.! | W | 9-8 |
| 4/7/00 | Baton Rouge, La. | L | 3-12 |
| 4/8/00 | Baton Rouge, La. | L | 5-12 |
| 4/9/00 | Baton Rouge, La. | L | 11-17 |
| 5/4/01 | Fayetteville, Ark. | W | 8-1 |

| | | | |
|---------|--------------------|---|------------|
| 5/5/01 | Fayetteville, Ark. | W | 5-4 |
| 5/6/01 | Fayetteville, Ark. | W | 4-3 |
| 4/26/02 | Baton Rouge, La. | L | 0-3 |
| 4/27/02 | Baton Rouge, La. | L | 0-8 |
| 4/28/02 | Baton Rouge, La. | L | 5-13 |
| 5/16/03 | Fayetteville, Ark. | L | 3-11 |
| 5/17/03 | Fayetteville, Ark. | W | 6-5 (10) |
| 5/18/03 | Fayetteville, Ark. | L | 2-6 |
| 5/22/03 | Hoover, Ala.! | L | 4-5 |
| 4/9/04 | Baton Rouge, La. | W | 11-8 |
| 4/10/04 | Baton Rouge, La. | W | 11-10 |
| 4/11/04 | Baton Rouge, La. | W | 7-5 |
| 4/22/05 | Fayetteville, Ark. | L | 7-10 |
| 4/23/05 | Fayetteville, Ark. | L | 0-7 |
| 4/24/05 | Fayetteville, Ark. | L | 0-6 |
| 4/28/06 | Baton Rouge, La. | L | 6-7 |
| 4/29/06 | Baton Rouge, La. | W | 4-2 |
| 4/30/06 | Baton Rouge, La. | L | 5-7 |
| 5/4/07 | Fayetteville, Ark. | L | 5-6 |
| 5/5/07 | Fayetteville, Ark. | W | 5-0 |
| 5/6/07 | Fayetteville, Ark. | L | 3-5 |
| 3/21/08 | Baton Rouge, La. | L | 7-8 (11) |
| 3/22/08 | Baton Rouge, La. | W | 14-13 (10) |
| 3/23/08 | Baton Rouge, La. | L | 2-4 |
| 5/2/09 | Fayetteville, Ark. | W | 11-4 |
| 5/2/09 | Fayetteville, Ark. | L | 0-5 |
| 5/3/09 | Fayetteville, Ark. | L | 3-4 |
| 6/15/09 | Omaha, Neb. + | L | 1-9 |
| 6/19/09 | Omaha, Neb. + | L | 5-14 |
| 3/19/10 | Baton Rouge, La. | W | 6-3 |
| 3/20/10 | Baton Rouge, La. | L | 7-8 |
| 3/21/10 | Baton Rouge, La. | L | 1-5 |
| 4/8/11 | Fayetteville, Ark. | W | 2-0 |
| 4/9/11 | Fayetteville, Ark. | W | 4-3 |
| 4/10/11 | Fayetteville, Ark. | W | 5-4 |
| 3/30/12 | Baton Rouge, La. | L | 6-10 |
| 3/31/12 | Baton Rouge, La. | L | 1-2 |
| 4/1/12 | Baton Rouge, La. | L | 2-3 (11) |

LUBBOCK CHRISTIAN

Overall Series Record: 4-0

Record in Fayetteville, Ark.: 4-0

| DATE | SITE | W/L | SCORE |
|--------|--------------------|-----|-------|
| 3/1/85 | Fayetteville, Ark. | W | 15-4 |
| 3/2/85 | Fayetteville, Ark. | W | 15-1 |
| 3/2/85 | Fayetteville, Ark. | W | 4-1 |
| 3/9/87 | Fayetteville, Ark. | W | 13-3 |

LUTHER

Overall Series Record: 4-0

Record in Fayetteville, Ark.: 4-0

| DATE | SITE | W/L | SCORE |
|---------|--------------------|-----|-------|
| 3/22/76 | Fayetteville, Ark. | W | 6-5 |
| 3/22/76 | Fayetteville, Ark. | W | 13-3 |
| 3/20/78 | Fayetteville, Ark. | W | 5-1 |
| 3/20/78 | Fayetteville, Ark. | W | 10-0 |

MAINE

Overall Series Record: 1-0

Record at Neutral Sites: 1-0

| DATE | SITE | W/L | SCORE |
|---------|----------------|-----|-------|
| 3/15/90 | Fresno, Calif. | W | 14-0 |

MANKATO STATE

Overall Series Record: 3-1

Record in Fayetteville, Ark.: 3-1

| DATE | SITE | W/L | SCORE |
|---------|--------------------|-----|-------|
| 3/18/74 | Fayetteville, Ark. | W | 4-2 |
| 3/18/74 | Fayetteville, Ark. | L | 3-9 |
| 3/23/76 | Fayetteville, Ark. | W | 2-0 |
| 3/23/76 | Fayetteville, Ark. | W | 2-0 |

MCNEESE STATE

Overall Series Record: 6-3

Record in Fayetteville, Ark.: 4-3

Record in Lake Charles, La.: 2-0

| DATE | SITE | W/L | SCORE |
|---------|--------------------|-----|-------|
| 3/8/02 | Fayetteville, Ark. | W | 5-2 |
| 3/9/02 | Fayetteville, Ark. | L | 9-14 |
| 3/10/02 | Fayetteville, Ark. | L | 1-4 |
| 2/24/04 | Fayetteville, Ark. | W | 7-1 |
| 2/25/04 | Fayetteville, Ark. | W | 7-2 |
| 3/23/10 | Lake Charles, La. | W | 3-2 |
| 3/24/10 | Lake Charles, La. | W | 7-6 |
| 3/1/11 | Fayetteville, Ark. | L | 6-8 |
| 3/2/11 | Fayetteville, Ark. | W | 8-3 |

MEMPHIS

Overall Series Record: 20-12-1

Record in Fayetteville, Ark.: 9-3

Record in Memphis, Tenn.: 9-7-1

Record at Neutral Sites: 2-2

| DATE | SITE | W/L | SCORE |
|---------|-------------------------|-----|-------|
| 3/27/64 | Little Rock, Ark. | L | 3-5 |
| 3/28/64 | Little Rock, Ark. | L | 6-13 |
| 3/30/64 | Memphis, Tenn. | L | 0-6 |
| 3/31/64 | Memphis, Tenn. | W | 4-0 |
| 4/23/65 | Fayetteville, Ark. | L | 4-6 |
| 4/23/65 | Fayetteville, Ark. | W | 4-2 |
| 4/9/66 | Memphis, Tenn. | L | 8-9 |
| 4/9/66 | Memphis, Tenn. | L | 1-6 |
| 4/15/67 | Memphis, Tenn. | L | 1-8 |
| 4/15/67 | Memphis, Tenn. | W | 4-0 |
| 4/15/68 | Fayetteville, Ark. | L | 4-7 |
| 4/15/68 | Fayetteville, Ark. | W | 13-7 |
| 4/12/69 | Memphis, Tenn. | L | 0-6 |
| 4/12/69 | Memphis, Tenn. | W | 10-3 |
| 5/2/70 | Memphis, Tenn. | W | 7-6 |
| 5/2/70 | Memphis, Tenn. | W | 7-3 |
| 4/24/71 | Fayetteville, Ark. | W | 6-5 |
| 4/24/71 | Fayetteville, Ark. | W | 4-3 |
| 4/14/73 | Fayetteville, Ark. | W | 1-0 |
| 4/14/73 | Fayetteville, Ark. | L | 0-3 |
| 3/1/86 | Little Rock, Ark. | W | 6-2 |
| 2/14/87 | Memphis, Tenn. | W | 3-1 |
| 2/14/87 | Memphis, Tenn. | T | 2-2 |
| 2/21/87 | Fayetteville, Ark. | W | 21-5 |
| 2/22/87 | Fayetteville, Ark. | W | 14-7 |
| 3/15/93 | Memphis, Tenn. | L | 3-6 |
| 3/17/93 | Memphis, Tenn. | L | 7-8 |
| 3/16/94 | Fayetteville, Ark. | W | 7-1 |
| 3/17/94 | Fayetteville, Ark. | W | 6-3 |
| 5/15/95 | Memphis, Tenn. | W | 1-0 |
| 2/23/03 | Memphis, Tenn. | W | 10-9 |
| 3/22/11 | North Little Rock, Ark. | W | 7-2 |
| 3/23/11 | Memphis, Tenn. | W | 7-3 |

MIAMI (FLA.)

Overall Series Record: 0-4

Record in Coral Gables, Fla.: 0-3

Record at Neutral Sites: 0-1

| DATE | SITE | W/L | SCORE |
|---------|--------------------|-----|-------|
| 2/9/85 | Coral Gables, Fla. | L | 2-5 |
| 2/9/85 | Coral Gables, Fla. | L | 1-2 |
| 2/10/85 | Coral Gables, Fla. | L | 0-4 |
| 3/4/01 | Minneapolis, Minn. | L | 2-8 |

MIAMI (OHIO)

Overall Series Record: 3-0

Record in Fayetteville, Ark.: 2-0

Record at Neutral Sites: 1-0

| DATE | SITE | W/L | SCORE |
|--------|--------------------|-----|-------|
| 3/4/00 | Fayetteville, Ark. | W | 15-5 |
| 3/5/00 | Fayetteville, Ark. | W | 5-1 |
| 6/3/05 | Austin, Texas + | W | 9-5 |

GAME-BY-GAME SERIES RESULTS



MIDDLE TENNESSEE

Overall Series Record: 1-0
Record at Neutral Sites: 1-0

| DATE | SITE | W/L | SCORE |
|---------|--------------------|-----|-------|
| 5/22/87 | Huntsville, Ala. + | W | 10-7 |

MINNESOTA

Overall Series Record: 7-3
Record in Fayetteville, Ark.: 4-0
Record in Minneapolis, Minn.: 2-2
Record at Neutral Sites: 1-1

| DATE | SITE | W/L | SCORE |
|---------|--------------------|-----|-------|
| 3/28/70 | San Antonio, Texas | L | 1-10 |
| 3/28/70 | San Antonio, Texas | W | 8-7 |
| 4/3/83 | Fayetteville, Ark. | W | 8-5 |
| 3/5/93 | Minneapolis, Minn. | W | 11-4 |
| 3/2/01 | Minneapolis, Minn. | L | 0-6 |
| 2/25/05 | Fayetteville, Ark. | W | 5-4 |
| 2/26/05 | Fayetteville, Ark. | W | 12-3 |
| 2/27/05 | Fayetteville, Ark. | W | 4-3 |
| 3/4/07 | Minneapolis, Minn. | W | 5-1 |
| 3/4/07 | Minneapolis, Minn. | L | 5-10 |

MISSISSIPPI COLLEGE

Overall Series Record: 2-2
Record in Clinton, Miss.: 2-2

| DATE | SITE | W/L | SCORE |
|---------|----------------|-----|-------|
| 4/17/63 | Clinton, Miss. | W | 7-3 |
| 4/18/63 | Clinton, Miss. | L | 0-3 |
| 3/22/69 | Clinton, Miss. | W | 13-3 |
| 3/24/69 | Clinton, Miss. | L | 0-1 |

MISSISSIPPI STATE

Overall Series Record: 37-45
Record in Fayetteville, Ark.: 15-16
Record in Starkville, Miss.: 15-21
Record at Neutral Sites: 7-8

| DATE | SITE | W/L | SCORE |
|---------|--------------------|-----|------------|
| 1960 | Fayetteville, Ark. | L | 2-3 |
| 4/11/66 | Starkville, Miss. | L | 3-9 |
| 4/12/66 | Starkville, Miss. | L | 0-18 |
| 4/12/68 | Starkville, Miss. | L | 11-19 |
| 5/4/70 | Starkville, Miss. | L | 0-6 |
| 5/4/70 | Starkville, Miss. | L | 0-1 |
| 4/23/80 | Greenville, Miss. | L | 6-7 (11) |
| 4/29/81 | Greenville, Miss. | L | 6-11 |
| 4/28/82 | Greenville, Miss. | L | 7-8 |
| 4/26/83 | Greenville, Miss. | L | 2-9 |
| 4/27/83 | Helena, Ark. | W | 5-3 |
| 4/24/84 | Greenville, Miss. | L | 8-9 |
| 4/25/84 | Little Rock, Ark. | W | 10-9 (10) |
| 4/30/85 | Greenville, Miss. | L | 2-16 |
| 5/1/85 | Little Rock, Ark. | W | 13-1 |
| 6/3/85 | Omaha, Neb. + | L | 4-5 |
| 4/25/92 | Starkville, Miss. | L | 0-2 |
| 4/25/92 | Starkville, Miss. | L | 2-3 |
| 4/26/92 | Starkville, Miss. | L | 6-7 |
| 5/1/93 | Fayetteville, Ark. | L | 3-5 |
| 5/1/93 | Fayetteville, Ark. | L | 4-6 |
| 5/2/93 | Fayetteville, Ark. | W | 8-3 |
| 5/20/93 | Baton Rouge, La.! | W | 5-2 |
| 4/29/94 | Starkville, Miss. | L | 9-10 |
| 4/30/94 | Starkville, Miss. | W | 12-11 |
| 5/1/94 | Starkville, Miss. | W | 14-4 |
| 4/28/95 | Fayetteville, Ark. | W | 16-1 |
| 4/29/95 | Fayetteville, Ark. | W | 10-9 |
| 4/30/95 | Fayetteville, Ark. | W | 12-7 |
| 4/26/96 | Starkville, Miss. | L | 6-8 |
| 4/27/96 | Starkville, Miss. | W | 6-2 |
| 4/28/96 | Starkville, Miss. | L | 6-10 |
| 5/9/97 | Fayetteville, Ark. | W | 8-5 |
| 5/10/97 | Fayetteville, Ark. | L | 5-13 |
| 5/11/97 | Fayetteville, Ark. | L | 10-17 |
| 5/8/98 | Starkville, Miss. | W | 14-10 (10) |
| 5/9/98 | Starkville, Miss. | L | 3-17 |
| 5/10/98 | Starkville, Miss. | W | 8-3 |

| | | | |
|---------|--------------------|---|----------|
| 5/14/88 | Hoover, Ala.! | W | 10-3 |
| 5/16/88 | Hoover, Ala.! | W | 7-3 |
| 4/30/99 | Fayetteville, Ark. | W | 6-4 |
| 5/1/99 | Fayetteville, Ark. | W | 7-4 |
| 5/2/99 | Fayetteville, Ark. | W | 7-5 |
| 3/31/00 | Starkville, Miss. | L | 2-3 |
| 3/30/01 | Fayetteville, Ark. | W | 6-5 |
| 3/31/01 | Fayetteville, Ark. | L | 3-9 |
| 4/1/01 | Fayetteville, Ark. | L | 2-10 |
| 4/12/02 | Starkville, Miss. | L | 4-17 |
| 4/13/02 | Starkville, Miss. | W | 7-3 |
| 4/14/02 | Starkville, Miss. | L | 4-6 |
| 3/21/03 | Fayetteville, Ark. | L | 3-4 (10) |
| 3/22/03 | Fayetteville, Ark. | L | 3-8 |
| 3/23/03 | Fayetteville, Ark. | L | 1-5 |
| 5/15/04 | Starkville, Miss. | L | 2-3 |
| 5/16/04 | Starkville, Miss. | L | 4-5 |
| 5/16/04 | Starkville, Miss. | W | 4-2 |
| 3/25/05 | Fayetteville, Ark. | L | 3-5 |
| 3/26/05 | Fayetteville, Ark. | L | 4-13 |
| 3/27/05 | Fayetteville, Ark. | W | 10-5 |
| 4/22/06 | Starkville, Miss. | W | 6-2 |
| 4/22/06 | Starkville, Miss. | L | 8-9 |
| 4/23/06 | Starkville, Miss. | W | 6-4 |
| 4/6/07 | Fayetteville, Ark. | L | 9-11 |
| 4/7/07 | Fayetteville, Ark. | L | 1-2 |
| 4/8/07 | Fayetteville, Ark. | W | 9-3 |
| 5/15/08 | Starkville, Miss. | L | 5-6 |
| 5/16/08 | Starkville, Miss. | L | 5-6 |
| 5/17/08 | Starkville, Miss. | W | 15-10 |
| 3/27/09 | Fayetteville, Ark. | W | 20-9 |
| 3/29/09 | Fayetteville, Ark. | W | 5-1 |
| 3/29/09 | Fayetteville, Ark. | L | 4-12 |
| 4/9/10 | Starkville, Miss. | W | 8-3 |
| 4/10/10 | Starkville, Miss. | W | 8-5 |
| 4/11/10 | Starkville, Miss. | W | 13-3 |
| 4/15/11 | Fayetteville, Ark. | W | 6-5 |
| 4/16/11 | Fayetteville, Ark. | W | 6-1 |
| 4/17/11 | Fayetteville, Ark. | L | 3-5 |
| 5/26/11 | Hoover, Ala.! | W | 7-2 |
| 3/23/12 | Starkville, Miss. | L | 2-11 |
| 3/24/12 | Starkville, Miss. | W | 8-0 |
| 3/25/12 | Starkville, Miss. | W | 8-5 (11) |
| 5/22/12 | Hoover, Ala.! | L | 1-9 |

MISSISSIPPI VALLEY STATE

Overall Series Record: 1-0
Record in Fayetteville, Ark.: 1-0

| DATE | SITE | W/L | SCORE |
|---------|--------------------|-----|-------|
| 5/12/08 | Fayetteville, Ark. | W | 12-3 |

MISSOURI

Overall Series Record: 12-11
Record in Fayetteville, Ark.: 7-2
Record in Columbia, Mo.: 4-5
Record at Neutral Sites: 1-4

| DATE | SITE | W/L | SCORE |
|---------|----------------------|-----|------------|
| 1960 | Fayetteville, Ark. | L | 8-21 |
| 1960 | Fayetteville, Ark. | W | 9-8 |
| 4/3/62 | Columbia, Mo. | L | 7-15 |
| 4/4/62 | Columbia, Mo. | L | 4-10 |
| 3/30/63 | Fayetteville, Ark. | L | 6-10 |
| 3/30/63 | Fayetteville, Ark. | W | 6-5 |
| 3/27/68 | San Antonio, Texas | L | 4-8 |
| 3/22/72 | Columbia, Mo. | W | 9-6 |
| 3/22/72 | Columbia, Mo. | L | 1-3 |
| 5/23/80 | Tulsa, Okla. + | L | 0-6 |
| 3/2/81 | Lakeland, Fla. | W | 7-5 |
| 3/3/81 | Lakeland, Fla. | L | 6-8 |
| 2/27/84 | Lakeland, Fla. | L | 0-4 |
| 5/10/87 | Columbia, Mo. | L | 11-12 (10) |
| 4/27/88 | Fayetteville, Ark. | W | 8-6 |
| 4/11/89 | Columbia, Mo. | W | 7-4 |
| 4/16/91 | Columbia, Mo. | L | 3-11 |
| 4/1/97 | Fayetteville, Ark. | W | 4-3 |
| 4/15/97 | Columbia, Mo. | W | 8-6 |
| 3/19/02 | Columbia, Mo. | W | 11-10 |
| 6/5/04 | Fayetteville, Ark. + | W | 10-7 |

| | | | |
|--------|--------------------|---|-----|
| 5/1/12 | Fayetteville, Ark. | W | 6-3 |
| 5/2/12 | Fayetteville, Ark. | W | 2-0 |

MISSOURI SOUTHERN

Overall Series Record: 44-1-1
Record in Fayetteville, Ark.: 43-0-1
Record in Joplin, Mo.: 1-1

| DATE | SITE | W/L | SCORE |
|---------|--------------------|-----|----------|
| 3/12/76 | Fayetteville, Ark. | W | 7-0 |
| 3/12/76 | Fayetteville, Ark. | T | 0-0 (12) |
| 3/9/77 | Fayetteville, Ark. | W | 6-0 |
| 3/9/77 | Fayetteville, Ark. | W | 7-6 |
| 2/17/78 | Fayetteville, Ark. | W | 5-3 |
| 2/17/78 | Fayetteville, Ark. | W | 6-0 |
| 2/27/79 | Fayetteville, Ark. | W | 5-0 |
| 2/27/79 | Fayetteville, Ark. | W | 3-2 |
| 1979 | Joplin, Mo. | L | 8-9 |
| 1979 | Joplin, Mo. | W | 6-5 |
| 2/22/80 | Fayetteville, Ark. | W | 15-0 |
| 2/22/80 | Fayetteville, Ark. | W | 7-0 |
| 2/24/81 | Fayetteville, Ark. | W | 8-2 |
| 2/24/81 | Fayetteville, Ark. | W | 7-4 |
| 2/20/82 | Fayetteville, Ark. | W | 7-2 |
| 2/20/82 | Fayetteville, Ark. | W | 14-2 |
| 2/25/83 | Fayetteville, Ark. | W | 11-3 |
| 2/25/83 | Fayetteville, Ark. | W | 8-6 |
| 4/9/84 | Fayetteville, Ark. | W | 12-1 |
| 2/25/85 | Fayetteville, Ark. | W | 12-1 |
| 2/25/85 | Fayetteville, Ark. | W | 8-3 |
| 4/30/86 | Fayetteville, Ark. | W | 4-1 |
| 2/23/87 | Fayetteville, Ark. | W | 4-3 |
| 2/23/87 | Fayetteville, Ark. | W | 13-10 |
| 4/29/87 | Fayetteville, Ark. | W | 20-5 |
| 2/13/88 | Fayetteville, Ark. | W | 12-4 |
| 2/14/88 | Fayetteville, Ark. | W | 17-5 |
| 2/24/89 | Fayetteville, Ark. | W | 6-2 |
| 2/16/90 | Fayetteville, Ark. | W | 12-6 |
| 2/15/91 | Fayetteville, Ark. | W | 7-5 |
| 2/14/92 | Fayetteville, Ark. | W | 12-1 |
| 2/13/93 | Fayetteville, Ark. | W | 17-1 |
| 2/14/93 | Fayetteville, Ark. | W | 10-5 |
| 3/2/94 | Fayetteville, Ark. | W | 10-3 |
| 2/10/95 | Fayetteville, Ark. | W | 5-4 |
| 2/7/96 | Fayetteville, Ark. | W | 15-2 |
| 4/16/96 | Fayetteville, Ark. | W | 4-2 |
| 2/11/97 | Fayetteville, Ark. | W | 24-1 |
| 4/2/97 | Fayetteville, Ark. | W | 12-8 |
| 2/11/98 | Fayetteville, Ark. | W | 24-5 |
| 4/21/98 | Fayetteville, Ark. | W | 11-2 |
| 2/6/99 | Fayetteville, Ark. | W | 7-6 |
| 2/5/00 | Fayetteville, Ark. | W | 18-5 |
| 2/4/01 | Fayetteville, Ark. | W | 25-6 |
| 2/11/02 | Fayetteville, Ark. | W | 13-1 |
| 4/29/03 | Fayetteville, Ark. | W | 7-3 |

MISSOURI STATE

Overall Series Record: 47-20
Record in Fayetteville, Ark.: 31-8
Record in Springfield, Mo.: 16-11
Record at Neutral Sites: 0-1

| DATE | SITE | W/L | SCORE |
|---------|--------------------|-----|-------|
| 3/26/66 | Fayetteville, Ark. | W | 7-5 |
| 4/22/67 | Springfield, Mo. | L | 5-6 |
| 4/22/67 | Springfield, Mo. | L | 3-4 |
| 1968 | Springfield, Mo. | W | 12-9 |
| 5/6/69 | Fayetteville, Ark. | W | 3-2 |
| 5/6/69 | Fayetteville, Ark. | L | 0-2 |
| 4/18/70 | Springfield, Mo. | W | 6-4 |
| 4/13/71 | Fayetteville, Ark. | W | 6-2 |
| 4/13/71 | Fayetteville, Ark. | L | 2-3 |
| 4/18/72 | Springfield, Mo. | L | 2-7 |
| 4/18/72 | Springfield, Mo. | W | 8-7 |
| 1973 | Fayetteville, Ark. | W | 7-5 |
| 1973 | Fayetteville, Ark. | W | 13-4 |
| 4/9/74 | Springfield, Mo. | W | 9-5 |
| 4/9/74 | Springfield, Mo. | W | 10-8 |
| 4/6/76 | Fayetteville, Ark. | W | 11-3 |
| 4/6/76 | Fayetteville, Ark. | W | 8-5 |



GAME-BY-GAME SERIES RESULTS

| | | | |
|---------|----------------------|---|----------|
| 4/5/77 | Fayetteville, Ark. | W | 4-3 |
| 4/5/77 | Fayetteville, Ark. | W | 6-3 |
| 4/5/78 | Springfield, Mo. | L | 4-15 |
| 4/5/78 | Springfield, Mo. | W | 3-2 |
| 4/3/79 | Fayetteville, Ark. | W | 5-1 |
| 4/3/79 | Fayetteville, Ark. | W | 4-3 |
| 4/27/81 | Fayetteville, Ark. | W | 6-4 |
| 4/27/81 | Fayetteville, Ark. | L | 3-4 |
| 4/20/82 | Fayetteville, Ark. | W | 9-8 |
| 4/20/82 | Fayetteville, Ark. | W | 6-2 |
| 4/19/83 | Springfield, Mo. | W | 6-3 |
| 4/19/83 | Springfield, Mo. | L | 2-3 |
| 4/17/84 | Fayetteville, Ark. | W | 9-5 |
| 4/17/84 | Fayetteville, Ark. | W | 5-1 |
| 4/16/85 | Fayetteville, Ark. | W | 6-5 |
| 4/8/86 | Fayetteville, Ark. | W | 6-2 |
| 5/10/88 | Springfield, Mo. | L | 5-9 |
| 3/2/90 | Fayetteville, Ark. | W | 12-11 |
| 4/18/90 | Fayetteville, Ark. | W | 7-2 |
| 4/24/91 | Fayetteville, Ark. | W | 1-0 |
| 4/30/91 | Springfield, Mo. | L | 4-6 |
| 3/4/92 | Fayetteville, Ark. | W | 15-8 |
| 4/30/92 | Springfield, Mo. | W | 12-10 |
| 3/24/93 | Fayetteville, Ark. | W | 8-4 |
| 4/28/93 | Springfield, Mo. | L | 10-11 |
| 4/19/94 | Springfield, Mo. | W | 16-7 |
| 2/21/96 | Springfield, Mo. | W | 6-0 |
| 2/24/98 | Fayetteville, Ark. | L | 2-4 |
| 3/2/99 | Springfield, Mo. | L | 3-9 |
| 5/29/99 | Fayetteville, Ark. + | L | 8-9 (10) |
| 5/2/00 | Fayetteville, Ark. | W | 7-2 |
| 4/3/01 | Springfield, Mo. | L | 9-10 |
| 2/16/02 | Arlington, Texas | L | 2-3 |
| 3/5/02 | Fayetteville, Ark. | W | 10-1 |
| 4/3/02 | Springfield, Mo. | W | 7-4 |
| 5/1/02 | Fayetteville, Ark. | L | 7-10 |
| 3/25/03 | Fayetteville, Ark. | W | 5-4 |
| 4/6/04 | Fayetteville, Ark. | L | 5-6 (16) |
| 4/13/05 | Fayetteville, Ark. | W | 14-5 |
| 4/19/05 | Springfield, Mo. | W | 9-4 |
| 4/4/06 | Fayetteville, Ark. | L | 5-10 |
| 4/11/06 | Springfield, Mo. | L | 2-4 |
| 4/11/07 | Fayetteville, Ark. | W | 2-0 |
| 4/18/07 | Springfield, Mo. | W | 16-2 |
| 4/1/08 | Springfield, Mo. | W | 7-6 (10) |
| 4/30/08 | Fayetteville, Ark. | W | 14-6 |
| 3/25/09 | Fayetteville, Ark. | W | 10-0 |
| 3/31/09 | Springfield, Mo. | W | 2-0 |
| 4/28/10 | Fayetteville, Ark. | W | 5-4 |
| 4/12/11 | Springfield, Mo. | W | 2-1 |

MISSOURI-ST. LOUIS

Overall Series Record: 2-0
Record in Fayetteville, Ark.: 2-0

| DATE | SITE | W/L | SCORE |
|---------|--------------------|-----|-------|
| 3/31/87 | Fayetteville, Ark. | W | 11-2 |
| 3/31/87 | Fayetteville, Ark. | W | 14-2 |

MISSOURI VALLEY

Overall Series Record: 1-0
Record in Fayetteville, Ark.: 1-0

| DATE | SITE | W/L | SCORE |
|---------|--------------------|-----|-------|
| 2/27/02 | Fayetteville, Ark. | W | 7-1 |

MISSOURI WESTERN

Overall Series Record: 17-1
Record in Fayetteville, Ark.: 17-1

| DATE | SITE | W/L | SCORE |
|---------|--------------------|-----|----------|
| 4/7/72 | Fayetteville, Ark. | W | 8-5 |
| 4/7/72 | Fayetteville, Ark. | W | 4-3 |
| 3/5/74 | Fayetteville, Ark. | W | 4-0 |
| 3/5/74 | Fayetteville, Ark. | W | 5-2 |
| 3/21/78 | Fayetteville, Ark. | W | 6-3 |
| 3/21/78 | Fayetteville, Ark. | L | 8-9 |
| 3/19/79 | Fayetteville, Ark. | W | 13-0 |
| 3/19/79 | Fayetteville, Ark. | W | 7-6 (11) |
| 3/16/81 | Fayetteville, Ark. | W | 15-2 |

| | | | |
|---------|--------------------|---|------|
| 3/16/81 | Fayetteville, Ark. | W | 10-0 |
| 3/14/82 | Fayetteville, Ark. | W | 11-1 |
| 3/15/82 | Fayetteville, Ark. | W | 11-0 |
| 3/15/82 | Fayetteville, Ark. | W | 7-0 |
| 3/14/83 | Fayetteville, Ark. | W | 9-4 |
| 3/14/83 | Fayetteville, Ark. | W | 13-2 |
| 3/18/85 | Fayetteville, Ark. | W | 10-0 |
| 3/18/85 | Fayetteville, Ark. | W | 4-0 |
| 3/11/86 | Fayetteville, Ark. | W | 12-0 |

MORNINGSIDE

Overall Series Record: 1-1
Record in Fayetteville, Ark.: 1-1

| DATE | SITE | W/L | SCORE |
|--------|--------------------|-----|-------|
| 4/5/68 | Fayetteville, Ark. | L | 12-13 |
| 4/6/68 | Fayetteville, Ark. | W | 29-4 |

MURRAY STATE

Overall Series Record: 2-0
Record in Fayetteville, Ark.: 2-0

| DATE | SITE | W/L | SCORE |
|--------|--------------------|-----|-------|
| 5/2/86 | Fayetteville, Ark. | W | 9-3 |
| 5/3/86 | Fayetteville, Ark. | W | 3-2 |

NAVY

Overall Series Record: 2-0
Record at Neutral Sites: 2-0

| DATE | SITE | W/L | SCORE |
|---------|-------------------|-----|-------|
| 2/28/97 | Millington, Texas | W | 6-4 |
| 2/21/03 | Memphis, Tenn. | W | 8-1 |

NEBRASKA

Overall Series Record: 8-8
Record in Fayetteville, Ark.: 7-6
Record in Lincoln, Neb.: 1-1
Record at Neutral Sites: 0-1

| DATE | SITE | W/L | SCORE |
|---------|--------------------|-----|-------|
| 3/24/75 | Fayetteville, Ark. | W | 15-6 |
| 3/24/75 | Fayetteville, Ark. | W | 10-4 |
| 3/25/75 | Fayetteville, Ark. | L | 4-5 |
| 3/25/75 | Fayetteville, Ark. | W | 4-2 |
| 3/13/88 | Fayetteville, Ark. | W | 7-4 |
| 3/13/88 | Fayetteville, Ark. | L | 5-8 |
| 3/12/89 | Fayetteville, Ark. | W | 4-1 |
| 3/6/91 | Fayetteville, Ark. | W | 4-3 |
| 3/6/91 | Fayetteville, Ark. | L | 3-5 |
| 2/20/00 | Arlington, Texas | L | 2-13 |
| 3/14/00 | Fayetteville, Ark. | L | 4-10 |
| 3/15/00 | Fayetteville, Ark. | L | 3-10 |
| 3/18/08 | Lincoln, Neb. | L | 1-6 |
| 3/19/08 | Lincoln, Neb. | W | 9-4 |
| 3/17/09 | Fayetteville, Ark. | W | 7-3 |
| 3/18/09 | Fayetteville, Ark. | L | 4-7 |

NEBRASKA-KEARNEY

Overall Series Record: 1-1
Record in Fayetteville, Ark.: 1-1

| DATE | SITE | W/L | SCORE |
|--------|--------------------|-----|-------|
| 4/4/70 | Fayetteville, Ark. | W | 5-0 |
| 4/4/70 | Fayetteville, Ark. | L | 0-4 |

NEVADA

Overall Series Record: 1-0
Record in Fayetteville, Ark.: 1-0

| DATE | SITE | W/L | SCORE |
|---------|--------------------|-----|-------|
| 3/21/12 | Fayetteville, Ark. | W | 10-2 |

NEW MEXICO

Overall Series Record: 6-1
Record in Fayetteville, Ark.: 2-0
Record in Las Cruces, N.M.: 1-0
Record at Neutral Sites: 3-1

| DATE | SITE | W/L | SCORE |
|---------|------------------------|-----|----------|
| 3/17/73 | Las Cruces, N.M. | W | 8-4 |
| 2/27/04 | College Station, Texas | L | 1-3 |
| 2/28/04 | College Station, Texas | W | 13-3 |
| 2/29/04 | College Station, Texas | W | 5-2 |
| 4/13/10 | Fayetteville, Ark. | W | 4-3 (11) |
| 4/14/10 | Fayetteville, Ark. | W | 5-4 |
| 6/4/11 | Tempe, Ariz. + | W | 3-0 |

NEW MEXICO STATE

Overall Series Record: 2-0
Record in Las Cruces, N.M.: 1-0
Record at Neutral Sites: 1-0

| DATE | SITE | W/L | SCORE |
|---------|------------------|-----|-------|
| 3/17/73 | Las Cruces, N.M. | W | 8-4 |
| 3/14/91 | Shreveport, La. | W | 8-3 |

NEW ORLEANS

Overall Series Record: 0-2
Record in New Orleans, La.: 0-1
Record at Neutral Sites: 0-1

| DATE | SITE | W/L | SCORE |
|---------|------------------|-----|-------|
| 3/15/91 | Shreveport, La. | L | 2-3 |
| 3/1/98 | New Orleans, La. | L | 6-13 |

NICHOLLS STATE

Overall Series Record: 0-1
Record in Thibodaux, La.: 0-1

| DATE | SITE | W/L | SCORE |
|---------|----------------|-----|-------|
| 2/25/86 | Thibodaux, La. | L | 3-5 |

NORTH CAROLINA

Overall Series Record: 1-0
Record at Neutral Sites: 1-0

| DATE | SITE | W/L | SCORE |
|--------|---------------|-----|-------|
| 6/4/89 | Omaha, Neb. + | W | 7-3 |

NORTH DAKOTA STATE

Overall Series Record: 2-0
Record in Fayetteville, Ark.: 2-0

| DATE | SITE | W/L | SCORE |
|---------|--------------------|-----|-------|
| 3/17/82 | Fayetteville, Ark. | W | 10-2 |
| 3/17/82 | Fayetteville, Ark. | W | 10-1 |

NORTHEASTERN (OKLA.) STATE

Overall Series Record: 25-2
Record in Fayetteville, Ark.: 25-2

| DATE | SITE | W/L | SCORE |
|---------|--------------------|-----|-------|
| 1972 | Fayetteville, Ark. | L | 4-5 |
| 1972 | Fayetteville, Ark. | W | 2-0 |
| 3/2/74 | Fayetteville, Ark. | W | 8-4 |
| 3/2/74 | Fayetteville, Ark. | W | 4-1 |
| 3/4/75 | Fayetteville, Ark. | W | 7-6 |
| 3/4/75 | Fayetteville, Ark. | W | 8-6 |
| 4/3/75 | Fayetteville, Ark. | W | 9-2 |
| 4/3/75 | Fayetteville, Ark. | W | 4-0 |
| 2/28/76 | Fayetteville, Ark. | W | 2-0 |
| 2/28/76 | Fayetteville, Ark. | W | 7-6 |
| 2/19/77 | Fayetteville, Ark. | W | 11-2 |
| 2/19/77 | Fayetteville, Ark. | W | 5-0 |
| 3/2/77 | Fayetteville, Ark. | W | 11-0 |
| 2/26/82 | Fayetteville, Ark. | W | 5-0 |
| 2/26/82 | Fayetteville, Ark. | W | 7-1 |
| 2/22/83 | Fayetteville, Ark. | W | 19-3 |
| 4/21/86 | Fayetteville, Ark. | W | 15-4 |
| 4/19/89 | Fayetteville, Ark. | W | 9-8 |
| 4/17/90 | Fayetteville, Ark. | W | 12-5 |
| 2/12/91 | Fayetteville, Ark. | W | 6-2 |

GAME-BY-GAME SERIES RESULTS



| | | | |
|---------|--------------------|---|------|
| 4/14/92 | Fayetteville, Ark. | W | 6-5 |
| 3/25/93 | Fayetteville, Ark. | W | 5-2 |
| 4/21/93 | Fayetteville, Ark. | L | 7-9 |
| 4/27/94 | Fayetteville, Ark. | W | 4-0 |
| 3/29/95 | Fayetteville, Ark. | W | 11-0 |
| 5/1/96 | Fayetteville, Ark. | W | 7-3 |
| 4/16/97 | Fayetteville, Ark. | W | 24-3 |

NORTHERN COLORADO

Overall Series Record: 7-1
Record in Fayetteville, Ark.: 7-1

| DATE | SITE | W/L | SCORE |
|---------|--------------------|-----|-------|
| 4/5/05 | Fayetteville, Ark. | W | 9-3 |
| 4/6/05 | Fayetteville, Ark. | W | 7-4 |
| 4/18/06 | Fayetteville, Ark. | W | 2-1 |
| 4/19/06 | Fayetteville, Ark. | L | 2-4 |
| 4/3/07 | Fayetteville, Ark. | W | 14-6 |
| 4/4/07 | Fayetteville, Ark. | W | 9-7 |
| 4/22/08 | Fayetteville, Ark. | W | 9-2 |
| 4/23/08 | Fayetteville, Ark. | W | 9-1 |

NORTHERN ILLINOIS

Overall Series Record: 3-0
Record in Fayetteville, Ark.: 3-0

| DATE | SITE | W/L | SCORE |
|---------|--------------------|-----|-------|
| 3/20/93 | Fayetteville, Ark. | W | 12-2 |
| 3/21/93 | Fayetteville, Ark. | W | 11-3 |
| 3/21/93 | Fayetteville, Ark. | W | 11-5 |

NORTHERN IOWA

Overall Series Record: 5-0
Record in Fayetteville, Ark.: 5-0

| DATE | SITE | W/L | SCORE |
|---------|--------------------|-----|-------|
| 3/13/87 | Fayetteville, Ark. | W | 10-3 |
| 3/21/88 | Fayetteville, Ark. | W | 6-0 |
| 3/22/88 | Fayetteville, Ark. | W | 17-0 |
| 3/22/88 | Fayetteville, Ark. | W | 15-2 |
| 3/20/89 | Fayetteville, Ark. | W | 14-4 |

NORTH TEXAS

Overall Series Record: 11-0
Record in Fayetteville, Ark.: 11-0

| DATE | SITE | W/L | SCORE |
|---------|--------------------|-----|-------|
| 4/13/78 | Fayetteville, Ark. | W | 4-0 |
| 4/13/78 | Fayetteville, Ark. | W | 12-0 |
| 4/14/78 | Fayetteville, Ark. | W | 9-0 |
| 4/14/78 | Fayetteville, Ark. | W | 6-0 |
| 2/15/86 | Fayetteville, Ark. | W | 10-0 |
| 2/15/86 | Fayetteville, Ark. | W | 9-0 |
| 2/16/86 | Fayetteville, Ark. | W | 26-1 |
| 3/8/87 | Fayetteville, Ark. | W | 13-4 |
| 3/6/88 | Fayetteville, Ark. | W | 10-1 |
| 3/7/88 | Fayetteville, Ark. | W | 5-4 |
| 3/7/88 | Fayetteville, Ark. | W | 6-5 |

NORTHWESTERN STATE

Overall Series Record: 15-2
Record in Fayetteville, Ark.: 7-1
Record in Natchitoches, La.: 5-1
Record at Neutral Sites: 3-0

| DATE | SITE | W/L | SCORE |
|---------|--------------------|-----|----------|
| 1960 | Natchitoches, La. | W | 4-3 |
| 4/20/62 | Monroe, La. | W | 13-8 |
| 4/21/62 | Monroe, La. | W | 8-4 |
| 4/25/62 | Natchitoches, La. | L | 2-4 |
| 4/26/62 | Natchitoches, La. | W | 2-1 |
| 3/17/89 | Shreveport, La. | W | 3-2 |
| 2/29/92 | Fayetteville, Ark. | W | 6-5 (11) |
| 2/29/92 | Fayetteville, Ark. | W | 7-2 |
| 5/2/95 | Fayetteville, Ark. | W | 5-2 |
| 2/16/96 | Natchitoches, La. | W | 13-6 |
| 2/17/96 | Natchitoches, La. | W | 14-5 |
| 2/18/96 | Natchitoches, La. | W | 10-5 |
| 3/25/97 | Fayetteville, Ark. | W | 5-4 |
| 3/26/97 | Fayetteville, Ark. | W | 13-8 |
| 2/27/01 | Fayetteville, Ark. | L | 4-8 |

| | | | |
|---------|--------------------|---|-----|
| 2/21/12 | Fayetteville, Ark. | W | 8-7 |
| 2/22/12 | Fayetteville, Ark. | W | 6-2 |

NORTHWEST MISSOURI STATE

Overall Series Record: 9-1-1
Record in Fayetteville, Ark.: 9-1-1

| DATE | SITE | W/L | SCORE |
|---------|--------------------|-----|-------|
| 3/6/78 | Fayetteville, Ark. | W | 7-6 |
| 3/6/78 | Fayetteville, Ark. | L | 2-4 |
| 3/10/80 | Fayetteville, Ark. | W | 11-6 |
| 3/10/80 | Fayetteville, Ark. | W | 7-1 |
| 3/7/82 | Fayetteville, Ark. | W | 3-1 |
| 3/7/82 | Fayetteville, Ark. | W | 4-1 |
| 3/8/82 | Fayetteville, Ark. | W | 3-0 |
| 3/8/82 | Fayetteville, Ark. | T | 7-7 |
| 3/3/85 | Fayetteville, Ark. | W | 11-3 |
| 3/8/90 | Fayetteville, Ark. | W | 17-9 |
| 3/13/91 | Fayetteville, Ark. | W | 7-5 |

NORTHWOOD INSTITUTE

Overall Series Record: 1-0
Record in Fayetteville, Ark.: 1-0

| DATE | SITE | W/L | SCORE |
|--------|--------------------|-----|-------|
| 3/4/90 | Fayetteville, Ark. | W | 9-1 |

NOTRE DAME

Overall Series Record: 2-1
Record in Fayetteville, Ark.: 1-0
Record at Neutral Sites: 1-1

| DATE | SITE | W/L | SCORE |
|---------|--------------------|-----|-------|
| 3/17/73 | Las Cruces, N.M. | W | 6-5 |
| 3/17/83 | Fayetteville, Ark. | W | 5-0 |
| 2/28/97 | Millington, Texas | L | 5-8 |

OHIO STATE

Overall Series Record: 1-0
Record at Neutral Sites: 1-0

| DATE | SITE | W/L | SCORE |
|--------|------------------------|-----|-------|
| 3/2/08 | College Station, Texas | W | 8-6 |

OKLAHOMA

Overall Series Record: 14-11
Record in Fayetteville, Ark.: 6-2
Record in Norman, Okla.: 7-9
Record at Neutral Sites: 1-0

| DATE | SITE | W/L | SCORE |
|---------|--------------------|-----|----------|
| 5/11/70 | Fayetteville, Ark. | L | 1-2 |
| 5/11/70 | Fayetteville, Ark. | W | 5-2 |
| 5/2/72 | Norman, Okla. | L | 2-3 |
| 5/2/72 | Norman, Okla. | L | 3-4 |
| 4/11/77 | Norman, Okla. | W | 5-2 |
| 4/11/77 | Norman, Okla. | L | 3-4 |
| 3/5/83 | Norman, Okla. | L | 4-11 |
| 3/5/83 | Norman, Okla. | W | 14-3 |
| 3/6/83 | Norman, Okla. | W | 7-2 |
| 4/15/87 | Fayetteville, Ark. | W | 12-11 |
| 4/12/88 | Norman, Okla. | L | 3-11 |
| 4/26/89 | Fayetteville, Ark. | L | 2-3 |
| 3/20/91 | Norman, Okla. | W | 11-2 |
| 3/23/93 | Fayetteville, Ark. | W | 8-0 |
| 4/6/94 | Norman, Okla. | L | 2-11 |
| 2/27/96 | Fayetteville, Ark. | W | 9-8 |
| 4/10/01 | Norman, Okla. | W | 5-4 |
| 3/12/02 | Norman, Okla. | L | 1-7 |
| 4/9/02 | Fayetteville, Ark. | W | 9-6 |
| 5/31/02 | Wichita, Kan. + | W | 8-5 |
| 4/28/09 | Fayetteville, Ark. | W | 8-7 (10) |
| 5/30/09 | Norman, Okla. + | W | 17-6 |
| 5/31/09 | Norman, Okla. + | W | 11-0 |
| 5/18/10 | Norman, Okla. | L | 2-5 |
| 4/10/12 | Norman, Okla. | L | 0-4 |

OKLAHOMA BAPTIST

Overall Series Record: 6-3
Record in Fayetteville, Ark.: 4-2
Record in Shawnee, Okla.: 2-1

| DATE | SITE | W/L | SCORE |
|---------|--------------------|-----|-------|
| 4/29/67 | Fayetteville, Ark. | W | 2-1 |
| 4/29/67 | Fayetteville, Ark. | W | 6-0 |
| 4/22/68 | Fayetteville, Ark. | L | 0-12 |
| 4/22/68 | Fayetteville, Ark. | W | 4-3 |
| 4/18/69 | Shawnee, Okla. | W | 5-2 |
| 4/13/70 | Fayetteville, Ark. | W | 9-6 |
| 4/13/70 | Fayetteville, Ark. | L | 4-9 |
| 3/20/71 | Shawnee, Okla. | W | 13-3 |
| 3/20/71 | Shawnee, Okla. | L | 2-4 |

OKLAHOMA CHRISTIAN

Overall Series Record: 1-0
Record in Fayetteville, Ark.: 1-0

| DATE | SITE | W/L | SCORE |
|--------|--------------------|-----|-------|
| 5/6/85 | Fayetteville, Ark. | W | 14-4 |

OKLAHOMA CITY

Overall Series Record: 23-1
Record in Fayetteville, Ark.: 15-0
Record in Oklahoma City, Okla.: 8-1

| DATE | SITE | W/L | SCORE |
|---------|----------------------|-----|-------|
| 4/7/61 | Oklahoma City, Okla. | W | 9-2 |
| 4/9/68 | Fayetteville, Ark. | W | 12-3 |
| 4/19/69 | Oklahoma City, Okla. | W | 2-0 |
| 4/21/70 | Fayetteville, Ark. | W | 9-4 |
| 4/21/70 | Fayetteville, Ark. | W | 9-3 |
| 4/19/71 | Oklahoma City, Okla. | W | 11-0 |
| 4/19/71 | Oklahoma City, Okla. | W | 13-1 |
| 1973 | Oklahoma City, Okla. | W | 6-1 |
| 1973 | Oklahoma City, Okla. | W | 10-0 |
| 4/21/73 | Fayetteville, Ark. | W | 8-2 |
| 4/21/73 | Fayetteville, Ark. | W | 3-2 |
| 4/2/74 | Oklahoma City, Okla. | L | 4-5 |
| 4/2/74 | Oklahoma City, Okla. | W | 9-0 |
| 3/6/83 | Oklahoma City, Okla. | W | 13-4 |
| 2/16/85 | Fayetteville, Ark. | W | 4-0 |
| 2/16/85 | Fayetteville, Ark. | W | 20-13 |
| 2/17/85 | Fayetteville, Ark. | W | 5-2 |
| 2/13/96 | Fayetteville, Ark. | W | 11-9 |
| 2/19/97 | Fayetteville, Ark. | W | 14-6 |
| 3/4/98 | Fayetteville, Ark. | W | 9-6 |
| 2/23/99 | Fayetteville, Ark. | W | 10-8 |
| 2/22/00 | Fayetteville, Ark. | W | 7-3 |
| 2/21/01 | Fayetteville, Ark. | W | 14-4 |
| 2/12/02 | Fayetteville, Ark. | W | 5-4 |

OKLAHOMA STATE

Overall Series Record: 16-23
Record in Fayetteville, Ark.: 8-9
Record in Stillwater, Okla.: 6-9
Record at Neutral Sites: 2-5

| DATE | SITE | W/L | SCORE |
|---------|---------------------|-----|----------|
| 4/15/70 | Fayetteville, Ark. | W | 5-3 |
| 4/15/70 | Fayetteville, Ark. | W | 3-1 |
| 4/21/71 | Stillwater, Okla. | L | 4-6 |
| 4/21/71 | Stillwater, Okla. | L | 4-7 |
| 4/29/80 | Tulsa, Okla. | W | 7-6 |
| 2/21/81 | Fayetteville, Ark. | L | 4-5 (11) |
| 3/26/85 | Stillwater, Okla. | L | 1-3 |
| 4/2/85 | Fayetteville, Ark. | L | 6-14 |
| 4/1/86 | Fayetteville, Ark. | L | 9-11 |
| 4/15/86 | Stillwater, Okla. | L | 7-8 |
| 3/25/87 | Stillwater, Okla. | L | 1-8 |
| 4/21/87 | Fayetteville, Ark. | W | 9-8 |
| 3/19/88 | Shreveport, La. | L | 4-5 |
| 4/11/88 | Stillwater, Okla. | W | 6-5 |
| 5/28/88 | Stillwater, Okla. + | L | 7-13 |
| 3/18/89 | Shreveport, La. | L | 2-10 |
| 4/4/89 | Stillwater, Okla. | W | 10-4 |
| 5/10/89 | Fayetteville, Ark. | W | 10-6 |
| 4/24/90 | Stillwater, Okla. | W | 7-5 |



GAME-BY-GAME SERIES RESULTS

| | | | |
|---------|----------------------|---|------|
| 3/19/91 | Stillwater, Okla. | L | 5-9 |
| 4/9/91 | Fayetteville, Ark. | W | 9-4 |
| 3/31/92 | Fayetteville, Ark. | L | 4-7 |
| 4/19/93 | Fayetteville, Ark. | W | 4-1 |
| 4/26/93 | Stillwater, Okla. | L | 1-4 |
| 3/15/94 | Fayetteville, Ark. | W | 10-5 |
| 3/23/94 | Stillwater, Okla. | W | 13-9 |
| 3/20/95 | Stillwater, Okla. | L | 6-18 |
| 3/22/95 | Fayetteville, Ark. | L | 9-22 |
| 5/23/96 | Lubbock, Texas + | L | 5-6 |
| 4/1/98 | Tulsa, Okla. | L | 3-7 |
| 3/21/00 | Stillwater, Okla. | W | 10-8 |
| 3/28/00 | Fayetteville, Ark. | L | 1-2 |
| 4/24/01 | Tulsa, Okla. | L | 5-6 |
| 4/20/04 | Fayetteville, Ark. | W | 5-2 |
| 3/8/05 | Stillwater, Okla. | W | 11-7 |
| 2/11/06 | Mobile, Ala. | W | 3-0 |
| 6/4/06 | Fayetteville, Ark. + | L | 5-6 |
| 6/2/07 | Fayetteville, Ark. + | L | 3-14 |
| 6/3/07 | Fayetteville, Ark. + | L | 6-7 |

OLE MISS

Overall Series Record: 38-32
Record in Fayetteville, Ark.: 17-14
Record in Oxford, Miss.: 19-14
Record at Neutral Sites: 2-4

| DATE | SITE | W/L | SCORE |
|---------|--------------------|-----|------------|
| 4/11/82 | Fayetteville, Ark. | W | 7-2 |
| 5/9/92 | Fayetteville, Ark. | L | 4-8 |
| 5/9/92 | Fayetteville, Ark. | W | 15-3 |
| 5/10/92 | Fayetteville, Ark. | W | 10-0 |
| 5/15/93 | Oxford, Miss. | W | 8-7 |
| 5/15/93 | Oxford, Miss. | W | 5-1 |
| 5/16/93 | Oxford, Miss. | L | 1-3 |
| 5/13/94 | Fayetteville, Ark. | L | 6-12 |
| 5/14/94 | Fayetteville, Ark. | L | 2-7 |
| 5/15/94 | Fayetteville, Ark. | W | 8-5 |
| 5/12/95 | Oxford, Miss. | L | 1-3 |
| 5/13/95 | Oxford, Miss. | L | 2-11 |
| 5/14/95 | Oxford, Miss. | W | 5-4 |
| 5/18/95 | Starkville, Miss.! | W | 5-2 |
| 5/10/96 | Oxford, Miss. | W | 18-4 |
| 5/11/96 | Oxford, Miss. | L | 2-3 |
| 5/12/96 | Oxford, Miss. | W | 8-3 |
| 4/11/97 | Fayetteville, Ark. | W | 14-13 (10) |
| 4/12/97 | Fayetteville, Ark. | W | 12-7 |
| 4/13/97 | Fayetteville, Ark. | W | 8-6 |
| 3/27/98 | Oxford, Miss. | W | 12-10 |
| 3/28/98 | Oxford, Miss. | W | 16-8 |
| 3/29/98 | Oxford, Miss. | L | 10-13 |
| 5/7/99 | Fayetteville, Ark. | W | 8-1 |
| 5/8/99 | Fayetteville, Ark. | W | 9-4 |
| 5/9/99 | Fayetteville, Ark. | W | 7-4 |
| 5/12/00 | Oxford, Miss. | W | 6-1 |
| 5/13/00 | Oxford, Miss. | L | 5-12 |
| 5/14/00 | Oxford, Miss. | W | 8-1 |
| 4/6/01 | Fayetteville, Ark. | W | 3-2 |
| 4/7/01 | Fayetteville, Ark. | L | 6-11 |
| 4/8/01 | Fayetteville, Ark. | W | 10-3 |
| 5/10/02 | Oxford, Miss. | W | 5-4 |
| 5/11/02 | Oxford, Miss. | W | 11-5 |
| 5/12/02 | Oxford, Miss. | W | 10-8 |
| 5/2/03 | Fayetteville, Ark. | L | 2-5 |
| 5/3/03 | Fayetteville, Ark. | W | 7-6 |
| 5/4/03 | Fayetteville, Ark. | W | 6-3 |
| 5/23/03 | Hoover, Ala.! | L | 7-8 (11) |
| 5/7/04 | Oxford, Miss. | L | 0-1 |
| 5/8/04 | Oxford, Miss. | W | 3-1 |
| 5/9/04 | Oxford, Miss. | L | 3-5 |
| 5/27/04 | Hoover, Ala.! | W | 4-3 |
| 5/20/05 | Fayetteville, Ark. | L | 3-5 |
| 5/21/05 | Fayetteville, Ark. | L | 2-10 |
| 5/22/05 | Fayetteville, Ark. | L | 1-9 |
| 5/12/06 | Oxford, Miss. | W | 12-3 |
| 5/13/06 | Oxford, Miss. | L | 3-7 |
| 5/14/06 | Oxford, Miss. | L | 4-5 |
| 5/24/06 | Hoover, Ala.! | L | 4-9 |
| 3/2/07 | Minneapolis, Minn. | L | 4-5 |
| 5/17/07 | Fayetteville, Ark. | L | 4-5 |

| | | | |
|---------|--------------------|---|------------|
| 5/18/07 | Fayetteville, Ark. | W | 4-3 (10) |
| 5/19/07 | Fayetteville, Ark. | L | 0-5 |
| 4/25/08 | Oxford, Miss. | L | 4-12 |
| 4/26/08 | Oxford, Miss. | W | 13-11 (10) |
| 4/27/08 | Oxford, Miss. | W | 12-4 |
| 5/14/09 | Fayetteville, Ark. | L | 5-7 |
| 5/15/09 | Fayetteville, Ark. | L | 3-9 |
| 5/16/09 | Fayetteville, Ark. | L | 3-16 |
| 5/7/10 | Oxford, Miss. | W | 11-4 |
| 5/8/10 | Oxford, Miss. | L | 2-3 |
| 5/9/10 | Oxford, Miss. | W | 7-0 |
| 5/19/11 | Fayetteville, Ark. | L | 1-2 |
| 5/21/11 | Fayetteville, Ark. | W | 2-0 |
| 5/21/11 | Fayetteville, Ark. | W | 5-3 |
| 4/21/12 | Oxford, Miss. | L | 2-8 |
| 4/21/12 | Oxford, Miss. | L | 0-1 |
| 4/22/12 | Oxford, Miss. | W | 11-3 |
| 5/23/12 | Hoover, Ala.! | L | 0-2 |

OMAHA

Overall Series Record: 0-2
Record in Fayetteville, Ark.: 0-2

| DATE | SITE | W/L | SCORE |
|---------|--------------------|-----|-------|
| 4/13/65 | Fayetteville, Ark. | L | 7-9 |
| 4/13/65 | Fayetteville, Ark. | L | 3-6 |

ORAL ROBERTS

Overall Series Record: 65-35
Record in Fayetteville, Ark.: 35-14
Record in Tulsa, Okla.: 28-20
Record at Neutral Sites: 2-1

| DATE | SITE | W/L | SCORE |
|---------|---------------------|-----|-------|
| 4/29/70 | Fayetteville, Ark. | W | 7-0 |
| 4/29/70 | Fayetteville, Ark. | W | 8-0 |
| 4/27/71 | Tulsa, Okla. | W | 6-1 |
| 4/27/71 | Tulsa, Okla. | L | 4-6 |
| 5/4/71 | Fayetteville, Ark. | W | 12-11 |
| 5/4/71 | Fayetteville, Ark. | L | 2-5 |
| 3/25/72 | Tulsa, Okla. | L | 4-8 |
| 3/25/72 | Tulsa, Okla. | W | 2-1 |
| 1973 | Tulsa, Okla. | W | 5-4 |
| 1973 | Tulsa, Okla. | L | 0-2 |
| 3/27/74 | Tulsa, Okla. | W | 1-0 |
| 3/27/74 | Tulsa, Okla. | L | 0-1 |
| 4/15/75 | Fayetteville, Ark. | W | 5-1 |
| 4/15/75 | Fayetteville, Ark. | W | 4-2 |
| 3/30/76 | Tulsa, Okla. | W | 6-5 |
| 3/30/76 | Tulsa, Okla. | L | 3-6 |
| 2/22/77 | Fayetteville, Ark. | W | 7-0 |
| 2/22/77 | Fayetteville, Ark. | L | 0-2 |
| 4/17/79 | Tulsa, Okla. | L | 2-5 |
| 3/11/80 | Fayetteville, Ark. | L | 3-7 |
| 3/11/80 | Fayetteville, Ark. | L | 0-5 |
| 5/3/80 | Tulsa, Okla. | W | 4-2 |
| 5/22/80 | Tulsa, Okla. + | W | 3-2 |
| 3/10/81 | Fayetteville, Ark. | L | 3-6 |
| 3/10/81 | Fayetteville, Ark. | L | 6-11 |
| 5/1/81 | Tulsa, Okla. | W | 8-6 |
| 5/2/81 | Tulsa, Okla. | L | 1-5 |
| 5/2/81 | Tulsa, Okla. | L | 2-8 |
| 5/8/82 | Fayetteville, Ark. | W | 10-3 |
| 5/8/82 | Fayetteville, Ark. | L | 1-9 |
| 5/9/82 | Tulsa, Okla. | L | 4-9 |
| 5/9/82 | Tulsa, Okla. | W | 10-4 |
| 5/6/83 | Fayetteville, Ark. | W | 6-3 |
| 5/6/83 | Fayetteville, Ark. | W | 11-3 |
| 5/7/83 | Tulsa, Okla. | L | 3-8 |
| 5/7/83 | Tulsa, Okla. | W | 4-1 |
| 5/26/83 | Stillwater, Okla. + | L | 6-7 |
| 5/4/84 | Fayetteville, Ark. | W | 13-1 |
| 5/4/84 | Fayetteville, Ark. | W | 12-4 |
| 5/5/84 | Tulsa, Okla. | L | 8-9 |
| 5/5/84 | Tulsa, Okla. | W | 3-1 |
| 5/9/85 | Fayetteville, Ark. | W | 6-4 |
| 5/10/85 | Fayetteville, Ark. | W | 5-1 |
| 5/11/85 | Fayetteville, Ark. | W | 9-5 |
| 5/8/86 | Fayetteville, Ark. | W | 7-5 |
| 5/9/86 | Tulsa, Okla. | W | 15-6 |

| | | | |
|---------|----------------------|---|----------|
| 5/12/86 | Tulsa, Okla. | W | 9-8 (12) |
| 5/7/87 | Fayetteville, Ark. | W | 14-4 |
| 5/8/87 | Fayetteville, Ark. | W | 17-5 |
| 5/10/87 | Tulsa, Okla. | L | 2-10 |
| 5/15/88 | Fayetteville, Ark. | W | 18-7 |
| 5/16/88 | Tulsa, Okla. | L | 3-11 |
| 4/23/90 | Fayetteville, Ark. | W | 10-3 |
| 2/21/91 | Fayetteville, Ark. | W | 2-1 |
| 3/25/92 | Fayetteville, Ark. | L | 3-5 |
| 3/31/93 | Fayetteville, Ark. | W | 13-5 |
| 4/20/93 | Tulsa, Okla. | W | 16-1 |
| 3/30/94 | Tulsa, Okla. | L | 7-8 |
| 3/31/94 | Fayetteville, Ark. | W | 7-4 |
| 4/12/94 | Tulsa, Okla. | L | 1-3 |
| 4/20/94 | Fayetteville, Ark. | L | 2-12 |
| 3/21/95 | Tulsa, Okla. | W | 7-0 |
| 4/4/95 | Tulsa, Okla. | W | 8-2 (11) |
| 4/25/95 | Tulsa, Okla. | L | 0-5 |
| 4/26/95 | Fayetteville, Ark. | W | 9-1 |
| 2/20/96 | Fayetteville, Ark. | W | 19-7 |
| 4/2/96 | Tulsa, Okla. | W | 3-2 |
| 4/10/96 | Tulsa, Okla. | L | 7-8 (10) |
| 4/24/96 | Fayetteville, Ark. | W | 18-5 |
| 4/22/97 | Tulsa, Okla. | W | 11-6 |
| 4/23/97 | Fayetteville, Ark. | W | 15-5 |
| 4/15/98 | Fayetteville, Ark. | W | 19-7 |
| 4/22/98 | Tulsa, Okla. | W | 8-5 |
| 4/14/99 | Tulsa, Okla. | W | 15-6 |
| 4/21/99 | Fayetteville, Ark. | L | 5-12 |
| 4/11/00 | Tulsa, Okla. | W | 5-4 |
| 4/18/00 | Fayetteville, Ark. | L | 4-8 |
| 4/17/01 | Tulsa, Okla. | W | 4-2 |
| 5/1/01 | Fayetteville, Ark. | W | 10-0 |
| 4/16/02 | Tulsa, Okla. | W | 14-0 |
| 4/30/02 | Fayetteville, Ark. | W | 6-3 |
| 6/1/02 | Wichita, Kan. + | W | 7-6 |
| 6/2/02 | Wichita, Kan. + | W | 11-6 |
| 4/1/03 | Fayetteville, Ark. | W | 9-3 |
| 4/15/03 | Tulsa, Okla. | W | 8-2 |
| 4/13/04 | Fayetteville, Ark. | L | 4-6 |
| 4/27/04 | Tulsa, Okla. | W | 8-4 |
| 4/12/05 | Tulsa, Okla. | W | 15-8 |
| 4/26/05 | Fayetteville, Ark. | W | 5-2 |
| 5/2/06 | Tulsa, Okla. | L | 4-5 |
| 6/2/06 | Fayetteville, Ark. + | L | 3-4 (11) |
| 3/13/07 | Fayetteville, Ark. | W | 10-2 |
| 3/27/07 | Tulsa, Okla. | L | 3-5 |
| 4/8/08 | Fayetteville, Ark. | L | 4-9 |
| 4/15/08 | Tulsa, Okla. | L | 2-12 |
| 4/21/09 | Tulsa, Okla. | W | 9-6 |
| 5/12/09 | Fayetteville, Ark. | W | 3-2 |
| 4/20/10 | Fayetteville, Ark. | W | 9-5 |
| 4/19/11 | Tulsa, Okla. | W | 6-5 |
| 4/24/12 | Fayetteville, Ark. | W | 6-1 |

OREGON STATE

Overall Series Record: 2-1
Record at Neutral Sites: 2-1

| DATE | SITE | W/L | SCORE |
|---------|---------------------|-----|-------|
| 5/22/86 | Stillwater, Okla. + | W | 4-3 |
| 5/24/86 | Stillwater, Okla. + | L | 0-1 |
| 3/17/95 | San Jose, Calif. | W | 5-4 |

PACIFIC LUTHERAN

Overall Series Record: 1-0
Record at Neutral Sites: 1-0

| DATE | SITE | W/L | SCORE |
|---------|----------------|-----|-------|
| 3/15/92 | Seattle, Wash. | W | 8-1 |

PENN STATE

Overall Series Record: 1-0
Record at Neutral Sites: 1-0

| DATE | SITE | W/L | SCORE |
|--------|----------------|-----|-------|
| 3/1/89 | Lakeland, Fla. | W | 2-1 |

GAME-BY-GAME SERIES RESULTS



PEPPERDINE

Overall Series Record: 1-1
Record at Neutral Sites: 1-1

| DATE | SITE | W/L | SCORE |
|---------|---------------------|-----|-------|
| 6/1/79 | Omaha, Neb. + | W | 5-4 |
| 5/30/08 | Palo Alto, Calif. + | L | 3-4 |

PITTSBURG STATE

Overall Series Record: 15-0
Record in Fayetteville, Ark.: 11-0
Record in Pittsburg, Kan.: 4-0

| DATE | SITE | W/L | SCORE |
|---------|--------------------|-----|-------|
| 4/7/62 | Fayetteville, Ark. | W | 5-1 |
| 4/7/62 | Fayetteville, Ark. | W | 11-3 |
| 4/30/63 | Pittsburg, Kan. | W | 9-4 |
| 4/30/63 | Pittsburg, Kan. | W | 2-1 |
| 1967 | Fayetteville, Ark. | W | 8-1 |
| 1967 | Fayetteville, Ark. | W | 6-2 |
| 4/27/68 | Pittsburg, Kan. | W | 8-4 |
| 4/27/68 | Pittsburg, Kan. | W | 3-0 |
| 4/17/71 | Fayetteville, Ark. | W | 6-0 |
| 4/17/71 | Fayetteville, Ark. | W | 11-1 |
| 4/11/72 | Fayetteville, Ark. | W | 5-0 |
| 4/11/72 | Fayetteville, Ark. | W | 9-0 |
| 3/5/96 | Fayetteville, Ark. | W | 10-5 |
| 2/18/98 | Fayetteville, Ark. | W | 13-4 |
| 4/17/02 | Fayetteville, Ark. | W | 5-1 |

PRINCETON

Overall Series Record: 1-0
Record in Fayetteville, Ark.: 1-0

| DATE | SITE | W/L | SCORE |
|--------|----------------------|-----|-------|
| 6/3/06 | Fayetteville, Ark. + | W | 6-2 |

RICE

Overall Series Record: 41-18-1
Record in Fayetteville, Ark.: 23-4-1
Record in Houston, Texas: 16-11
Record at Neutral Sites: 2-3

| DATE | SITE | W/L | SCORE |
|---------|--------------------|-----|----------|
| 4/2/71 | Edinburg, Texas | L | 2-5 |
| 4/3/71 | Edinburg, Texas | L | 3-4 |
| 4/6/74 | Fayetteville, Ark. | L | 5-6 |
| 4/6/74 | Fayetteville, Ark. | W | 6-3 |
| 4/6/74 | Fayetteville, Ark. | W | 9-7 |
| 4/4/75 | Houston, Texas | W | 5-0 |
| 4/5/75 | Houston, Texas | L | 1-5 |
| 4/5/75 | Houston, Texas | L | 0-9 |
| 4/16/76 | Fayetteville, Ark. | W | 4-1 |
| 4/17/76 | Fayetteville, Ark. | W | 4-1 |
| 4/17/76 | Fayetteville, Ark. | W | 1-0 |
| 4/15/77 | Houston, Texas | L | 3-8 |
| 4/16/77 | Houston, Texas | W | 7-1 |
| 4/16/77 | Houston, Texas | W | 9-4 |
| 3/10/78 | Fayetteville, Ark. | W | 6-0 |
| 3/11/78 | Fayetteville, Ark. | W | 1-0 |
| 3/11/78 | Fayetteville, Ark. | W | 6-0 |
| 3/9/79 | Houston, Texas | W | 6-3 |
| 3/10/79 | Houston, Texas | W | 7-2 |
| 3/10/79 | Houston, Texas | W | 12-3 |
| 4/11/80 | Fayetteville, Ark. | W | 14-6 |
| 4/12/80 | Fayetteville, Ark. | W | 5-2 |
| 4/12/80 | Fayetteville, Ark. | L | 8-9 |
| 3/27/81 | Houston, Texas | W | 3-2 |
| 3/28/81 | Houston, Texas | L | 4-5 |
| 3/28/81 | Houston, Texas | L | 3-4 |
| 5/16/81 | Austin, Texas! | W | 5-4 |
| 3/26/82 | Fayetteville, Ark. | T | 4-4 (11) |
| 3/27/82 | Fayetteville, Ark. | W | 2-1 |
| 3/27/82 | Fayetteville, Ark. | W | 17-2 |
| 3/28/82 | Fayetteville, Ark. | W | 6-1 |
| 3/19/83 | Houston, Texas | L | 1-6 |
| 3/19/83 | Houston, Texas | L | 2-3 (12) |
| 3/20/83 | Houston, Texas | W | 7-4 (10) |
| 3/25/84 | Fayetteville, Ark. | W | 5-3 |
| 3/25/84 | Fayetteville, Ark. | W | 6-3 |

| | | | |
|---------|--------------------|---|----------|
| 3/26/84 | Fayetteville, Ark. | L | 2-7 |
| 5/12/84 | Austin, Texas! | L | 1-8 |
| 3/17/85 | Houston, Texas | W | 8-4 |
| 3/17/85 | Houston, Texas | L | 2-13 |
| 3/15/86 | Fayetteville, Ark. | W | 6-0 |
| 3/15/86 | Fayetteville, Ark. | W | 10-5 |
| 3/15/86 | Fayetteville, Ark. | W | 15-7 |
| 4/24/87 | Houston, Texas | W | 4-3 |
| 4/25/87 | Houston, Texas | W | 5-1 |
| 4/25/87 | Houston, Texas | W | 3-0 |
| 5/13/88 | Fayetteville, Ark. | W | 6-1 |
| 5/14/88 | Fayetteville, Ark. | W | 10-1 |
| 5/14/88 | Fayetteville, Ark. | W | 9-8 |
| 4/21/89 | Houston, Texas | W | 10-2 |
| 4/22/89 | Houston, Texas | L | 1-3 |
| 4/22/89 | Houston, Texas | W | 8-4 |
| 4/20/90 | Fayetteville, Ark. | W | 9-1 |
| 4/21/90 | Fayetteville, Ark. | L | 1-2 (11) |
| 4/21/90 | Fayetteville, Ark. | W | 6-5 |
| 5/17/90 | Austin, Texas! | W | 7-5 |
| 3/8/91 | Houston, Texas | L | 3-4 |
| 3/9/91 | Houston, Texas | W | 8-4 |
| 3/9/91 | Houston, Texas | L | 8-9 |
| 6/2/12 | Houston, Texas + | W | 1-0 |

SAINT LOUIS

Overall Series Record: 9-0
Record in Fayetteville, Ark.: 8-0
Record in St. Louis, Mo.: 1-0

| DATE | SITE | W/L | SCORE |
|---------|--------------------|-----|-------|
| 3/10/87 | Fayetteville, Ark. | W | 20-10 |
| 3/11/87 | Fayetteville, Ark. | W | 9-0 |
| 3/11/87 | Fayetteville, Ark. | W | 15-5 |
| 3/3/90 | Fayetteville, Ark. | W | 14-4 |
| 3/3/90 | Fayetteville, Ark. | W | 10-7 |
| 3/7/00 | Fayetteville, Ark. | W | 7-4 |
| 3/8/00 | Fayetteville, Ark. | W | 14-4 |
| 3/20/02 | St. Louis, Mo. | W | 6-4 |
| 4/7/10 | Fayetteville, Ark. | W | 32-8 |

SAM HOUSTON STATE

Overall Series Record: 2-0
Record at Neutral Sites: 2-0

| DATE | SITE | W/L | SCORE |
|--------|------------------|-----|-------|
| 6/1/12 | Houston, Texas + | W | 5-4 |
| 6/3/12 | Houston, Texas + | W | 5-1 |

SAN DIEGO STATE

Overall Series Record: 4-1
Record in San Diego, Calif.: 3-1
Record at Neutral Sites: 1-0

| DATE | SITE | W/L | SCORE |
|---------|--------------------|-----|-------|
| 3/3/01 | Minneapolis, Minn. | W | 6-4 |
| 3/10/11 | San Diego, Calif. | W | 12-4 |
| 3/11/11 | San Diego, Calif. | W | 11-6 |
| 3/12/11 | San Diego, Calif. | L | 2-3 |
| 3/13/11 | San Diego, Calif. | W | 5-2 |

SAN JOSE STATE

Overall Series Record: 2-0
Record in San Jose, Calif.: 2-0

| DATE | SITE | W/L | SCORE |
|---------|------------------|-----|-------|
| 3/18/95 | San Jose, Calif. | W | 12-8 |
| 3/19/95 | San Jose, Calif. | W | 7-4 |

SANTA CLARA

Overall Series Record: 1-0
Record at Neutral Sites: 1-0

| DATE | SITE | W/L | SCORE |
|---------|------------------|-----|-------|
| 3/17/95 | San Jose, Calif. | W | 10-3 |

SCHOOL OF THE OZARKS

Overall Series Record: 8-1
Record in Fayetteville, Ark.: 8-1

| DATE | SITE | W/L | SCORE |
|---------|--------------------|-----|-------|
| 3/23/84 | Fayetteville, Ark. | W | 6-2 |
| 3/19/85 | Fayetteville, Ark. | W | 4-3 |
| 3/19/85 | Fayetteville, Ark. | W | 6-0 |
| 4/20/87 | Fayetteville, Ark. | W | 12-1 |
| 3/22/89 | Fayetteville, Ark. | W | 14-5 |
| 3/22/89 | Fayetteville, Ark. | W | 10-0 |
| 4/4/90 | Fayetteville, Ark. | L | 1-5 |
| 2/19/91 | Fayetteville, Ark. | W | 15-5 |
| 3/26/92 | Fayetteville, Ark. | W | 13-3 |

SIENA

Overall Series Record: 3-0
Record in Fayetteville, Ark.: 3-0

| DATE | SITE | W/L | SCORE |
|--------|--------------------|-----|-------|
| 3/7/08 | Fayetteville, Ark. | W | 14-5 |
| 3/8/08 | Fayetteville, Ark. | W | 17-2 |
| 3/9/08 | Fayetteville, Ark. | W | 10-4 |

SIU-EDWARDSVILLE

Overall Series Record: 1-1
Record in Fayetteville, Ark.: 1-1

| DATE | SITE | W/L | SCORE |
|---------|--------------------|-----|-------|
| 3/29/76 | Fayetteville, Ark. | L | 2-5 |
| 3/29/76 | Fayetteville, Ark. | W | 7-3 |

SMU

Overall Series Record: 22-4
Record in Fayetteville, Ark.: 11-0
Record in Dallas, Texas: 11-4

| DATE | SITE | W/L | SCORE |
|---------|--------------------|-----|-------|
| 4/4/61 | Dallas, Texas | L | 1-7 |
| 4/5/61 | Dallas, Texas | W | 11-7 |
| 4/4/67 | Fayetteville, Ark. | W | 4-1 |
| 4/4/67 | Fayetteville, Ark. | W | 8-7 |
| 4/22/69 | Dallas, Texas | L | 3-8 |
| 1973 | Dallas, Texas | W | 3-1 |
| 1973 | Dallas, Texas | W | 4-3 |
| 3/15/74 | Fayetteville, Ark. | W | 4-2 |
| 3/16/74 | Fayetteville, Ark. | W | 11-3 |
| 3/16/74 | Fayetteville, Ark. | W | 6-2 |
| 1975 | Dallas, Texas | W | 4-1 |
| 3/26/76 | Dallas, Texas | W | 17-2 |
| 3/27/76 | Dallas, Texas | W | 10-1 |
| 3/27/76 | Dallas, Texas | W | 2-1 |
| 3/25/77 | Fayetteville, Ark. | W | 1-0 |
| 3/26/77 | Fayetteville, Ark. | W | 4-1 |
| 3/26/77 | Fayetteville, Ark. | W | 3-1 |
| 3/31/78 | Dallas, Texas | W | 5-2 |
| 4/1/78 | Dallas, Texas | W | 9-2 |
| 4/1/78 | Dallas, Texas | W | 6-4 |
| 3/30/79 | Fayetteville, Ark. | W | 3-1 |
| 3/31/79 | Fayetteville, Ark. | W | 3-1 |
| 3/31/79 | Fayetteville, Ark. | W | 9-2 |
| 2/29/80 | Dallas, Texas | W | 2-0 |
| 3/1/80 | Dallas, Texas | L | 1-2 |
| 3/1/80 | Dallas, Texas | L | 1-9 |

SOUTH ALABAMA

Overall Series Record: 1-0
Record in Mobile, Ala.: 1-0

| DATE | SITE | W/L | SCORE |
|---------|--------------|-----|-------|
| 2/12/06 | Mobile, Ala. | W | 8-7 |

SOUTH CAROLINA

Overall Series Record: 32-28
Record in Fayetteville, Ark.: 16-9
Record in Columbia, S.C.: 11-13
Record at Neutral Sites: 5-6

| DATE | SITE | W/L | SCORE |
|---------|---------------|-----|-------|
| 5/31/85 | Omaha, Neb. + | W | 1-0 |



GAME-BY-GAME SERIES RESULTS

| | | | |
|---------|--------------------|---|----------|
| 3/28/92 | Fayetteville, Ark. | W | 8-3 |
| 3/28/92 | Fayetteville, Ark. | W | 7-2 |
| 3/29/92 | Fayetteville, Ark. | L | 11-20 |
| 5/13/92 | New Orleans, La.! | W | 8-6 |
| 5/15/92 | New Orleans, La.! | L | 5-9 |
| 4/3/93 | Columbia, S.C. | L | 11-18 |
| 4/3/93 | Columbia, S.C. | L | 1-8 |
| 4/4/93 | Columbia, S.C. | L | 3-5 |
| 3/29/96 | Fayetteville, Ark. | W | 8-1 |
| 3/30/96 | Fayetteville, Ark. | W | 2-1 |
| 3/31/96 | Fayetteville, Ark. | L | 2-13 |
| 3/28/97 | Columbia, S.C. | W | 11-8 |
| 3/29/97 | Columbia, S.C. | L | 9-14 |
| 3/30/97 | Columbia, S.C. | W | 30-7 |
| 3/6/98 | Fayetteville, Ark. | W | 11-1 |
| 3/8/98 | Fayetteville, Ark. | W | 17-16 |
| 5/14/99 | Columbia, S.C. | W | 8-2 |
| 5/15/99 | Columbia, S.C. | L | 6-16 |
| 5/16/99 | Columbia, S.C. | W | 13-5 |
| 5/5/00 | Fayetteville, Ark. | L | 2-8 |
| 5/6/00 | Fayetteville, Ark. | W | 11-10 |
| 5/7/00 | Fayetteville, Ark. | W | 9-3 |
| 3/9/01 | Columbia, S.C. | L | 5-16 |
| 3/10/01 | Columbia, S.C. | L | 4-7 |
| 3/11/01 | Columbia, S.C. | L | 3-9 |
| 4/5/02 | Fayetteville, Ark. | W | 7-4 |
| 4/6/02 | Fayetteville, Ark. | W | 8-7 (15) |
| 5/22/02 | Hoover, Ala.! | L | 1-10 |
| 5/24/02 | Hoover, Ala.! | L | 1-4 |
| 3/14/03 | Columbia, S.C. | L | 2-7 |
| 3/16/03 | Columbia, S.C. | W | 2-1 |
| 3/16/03 | Columbia, S.C. | W | 4-1 |
| 3/26/04 | Fayetteville, Ark. | W | 5-3 |
| 3/27/04 | Fayetteville, Ark. | W | 5-4 |
| 3/28/04 | Fayetteville, Ark. | L | 2-10 |
| 5/29/04 | Hoover, Ala.! | L | 2-3 |
| 3/18/05 | Columbia, S.C. | W | 9-1 |
| 3/19/05 | Columbia, S.C. | L | 3-12 |
| 3/20/05 | Columbia, S.C. | W | 5-3 |
| 5/24/07 | Hoover, Ala.! | W | 6-0 |
| 5/26/07 | Hoover, Ala.! | W | 3-2 |
| 5/9/08 | Fayetteville, Ark. | W | 12-11 |
| 5/10/08 | Fayetteville, Ark. | W | 6-3 |
| 5/11/08 | Fayetteville, Ark. | W | 4-2 |
| 4/3/09 | Columbia, S.C. | W | 6-4 |
| 4/4/09 | Columbia, S.C. | L | 1-9 |
| 4/5/09 | Columbia, S.C. | W | 7-4 |
| 5/14/10 | Fayetteville, Ark. | L | 2-3 |
| 5/15/10 | Fayetteville, Ark. | L | 0-5 |
| 5/16/10 | Fayetteville, Ark. | L | 3-5 |
| 5/13/11 | Columbia, S.C. | W | 6-2 |
| 5/14/11 | Columbia, S.C. | L | 5-6 |
| 5/15/11 | Columbia, S.C. | L | 1-7 |
| 5/4/12 | Fayetteville, Ark. | L | 6-8 (10) |
| 5/5/12 | Fayetteville, Ark. | W | 7-6 |
| 5/6/12 | Fayetteville, Ark. | L | 7-10 |
| 6/18/12 | Omaha, Neb. + | W | 2-1 |
| 6/21/12 | Omaha, Neb. + | L | 0-2 |
| 6/22/12 | Omaha, Neb. + | L | 2-3 |

SOUTH DAKOTA

Overall Series Record: 6-0
Record in Fayetteville, Ala.: 6-0

| DATE | SITE | W/L | SCORE |
|---------|--------------------|-----|-------|
| 4/13/79 | Fayetteville, Ark. | W | 4-0 |
| 4/13/79 | Fayetteville, Ark. | W | 7-0 |
| 4/14/79 | Fayetteville, Ark. | W | 7-1 |
| 4/14/79 | Fayetteville, Ark. | W | 8-1 |
| 3/9/82 | Fayetteville, Ark. | W | 12-4 |
| 3/9/82 | Fayetteville, Ark. | W | 10-0 |

SOUTH DAKOTA STATE

Overall Series Record: 3-1
Record in Fayetteville, Ark.: 3-1

| DATE | SITE | W/L | SCORE |
|---------|--------------------|-----|-------|
| 3/5/08 | Fayetteville, Ark. | W | 13-1 |
| 3/5/08 | Fayetteville, Ark. | W | 20-4 |
| 3/9/10 | Fayetteville, Ark. | L | 2-3 |
| 3/10/10 | Fayetteville, Ark. | W | 21-2 |

SOUTHEAST MISSOURI STATE

Overall Series Record: 5-4
Record in Fayetteville, Ark.: 5-4

| DATE | SITE | W/L | SCORE |
|---------|--------------------|-----|-------|
| 4/12/95 | Fayetteville, Ark. | W | 10-6 |
| 3/26/96 | Fayetteville, Ark. | W | 8-3 |
| 2/11/00 | Fayetteville, Ark. | W | 4-3 |
| 2/12/00 | Fayetteville, Ark. | W | 3-1 |
| 2/13/00 | Fayetteville, Ark. | L | 7-8 |
| 5/14/02 | Fayetteville, Ark. | L | 1-5 |
| 5/15/02 | Fayetteville, Ark. | L | 4-5 |
| 5/3/11 | Fayetteville, Ark. | W | 10-0 |
| 5/4/11 | Fayetteville, Ark. | L | 5-6 |

SOUTHEAST OKLAHOMA STATE

Overall Series Record: 6-0
Record in Fayetteville, Ark.: 6-0

| DATE | SITE | W/L | SCORE |
|---------|--------------------|-----|-------|
| 3/5/85 | Fayetteville, Ark. | W | 15-6 |
| 4/28/87 | Fayetteville, Ark. | W | 14-10 |
| 4/25/88 | Fayetteville, Ark. | W | 10-5 |
| 4/26/88 | Fayetteville, Ark. | W | 15-13 |
| 4/9/89 | Fayetteville, Ark. | W | 11-1 |
| 3/4/94 | Fayetteville, Ark. | W | 13-6 |

SOUTHERN CALIFORNIA

Overall Series Record: 0-1
Record at Neutral Sites: 0-1

| DATE | SITE | W/L | SCORE |
|---------|------------------|-----|-------|
| 5/24/96 | Lubbock, Texas + | L | 5-15 |

SOUTHERN ILLINOIS

Overall Series Record: 3-6
Record in Fayetteville, Ark.: 3-6

| DATE | SITE | W/L | SCORE |
|--------|--------------------|-----|-------|
| 5/5/66 | Fayetteville, Ark. | L | 0-7 |
| 3/4/79 | Fayetteville, Ark. | L | 2-3 |
| 3/4/79 | Fayetteville, Ark. | L | 5-18 |
| 3/9/80 | Fayetteville, Ark. | W | 6-5 |
| 3/9/80 | Fayetteville, Ark. | L | 4-8 |
| 3/2/82 | Fayetteville, Ark. | L | 0-3 |
| 3/2/82 | Fayetteville, Ark. | W | 2-1 |
| 3/1/83 | Fayetteville, Ark. | L | 3-7 |
| 3/1/83 | Fayetteville, Ark. | W | 6-2 |

SOUTHERN MISS

Overall Series Record: 4-8
Record in Fayetteville, Ark.: 2-1
Record in Hattiesburg, Miss.: 2-7

| DATE | SITE | W/L | SCORE |
|---------|--------------------|-----|----------|
| 4/12/63 | Hattiesburg, Miss. | L | 4-5 |
| 4/13/63 | Hattiesburg, Miss. | L | 0-4 |
| 4/16/65 | Hattiesburg, Miss. | L | 1-4 |
| 4/17/65 | Hattiesburg, Miss. | L | 9-15 |
| 4/13/66 | Hattiesburg, Miss. | L | 0-13 |
| 4/14/66 | Hattiesburg, Miss. | L | 0-19 |
| 3/11/94 | Fayetteville, Ark. | W | 4-2 |
| 3/12/94 | Fayetteville, Ark. | W | 16-9 |
| 3/13/94 | Fayetteville, Ark. | L | 8-9 (10) |
| 3/10/95 | Hattiesburg, Miss. | W | 10-1 |
| 3/11/95 | Hattiesburg, Miss. | L | 3-4 (12) |
| 3/12/95 | Hattiesburg, Miss. | W | 8-2 |

SOUTHWEST BAPTIST

Overall Series Record: 18-0
Record in Fayetteville, Ark.: 18-0

| DATE | SITE | W/L | SCORE |
|---------|--------------------|-----|-------|
| 3/13/76 | Fayetteville, Ark. | W | 9-1 |
| 3/13/76 | Fayetteville, Ark. | W | 6-1 |
| 3/5/79 | Fayetteville, Ark. | W | 5-0 |
| 3/5/79 | Fayetteville, Ark. | W | 9-2 |
| 3/12/80 | Fayetteville, Ark. | W | 10-3 |
| 3/12/80 | Fayetteville, Ark. | W | 11-1 |
| 3/17/81 | Fayetteville, Ark. | W | 20-9 |

| | | | |
|---------|--------------------|---|------|
| 3/17/81 | Fayetteville, Ark. | W | 8-3 |
| 2/26/83 | Fayetteville, Ark. | W | 10-1 |
| 2/26/83 | Fayetteville, Ark. | W | 8-2 |
| 3/21/84 | Fayetteville, Ark. | W | 21-0 |
| 3/21/84 | Fayetteville, Ark. | W | 33-4 |
| 4/18/88 | Fayetteville, Ark. | W | 16-3 |
| 3/21/89 | Fayetteville, Ark. | W | 12-1 |
| 2/22/93 | Fayetteville, Ark. | W | 21-5 |
| 2/22/94 | Fayetteville, Ark. | W | 15-6 |
| 2/21/95 | Fayetteville, Ark. | W | 10-1 |
| 2/23/98 | Fayetteville, Ark. | W | 20-2 |

SOUTHWESTERN (OKLA.) STATE

Overall Series Record: 1-3
Record in Fayetteville, Ark.: 1-3

| DATE | SITE | W/L | SCORE |
|--------|--------------------|-----|-------|
| 4/6/72 | Fayetteville, Ark. | L | 2-6 |
| 4/8/75 | Fayetteville, Ark. | L | 7-8 |
| 4/8/75 | Fayetteville, Ark. | L | 4-7 |
| 3/1/77 | Fayetteville, Ark. | W | 2-0 |

STANFORD

Overall Series Record: 1-3
Record in Palo Alto, Calif.: 0-1
Record at Neutral Sites: 1-2

| DATE | SITE | W/L | SCORE |
|---------|---------------------|-----|-------|
| 6/6/85 | Omaha, Neb. + | W | 10-4 |
| 5/24/86 | Stillwater, Okla. + | L | 0-1 |
| 5/27/95 | Wichita, Kan. + | L | 3-10 |
| 5/31/08 | Palo Alto, Calif. + | L | 1-5 |

ST. CLOUD STATE

Overall Series Record: 2-0-1
Record in Fayetteville, Ark.: 2-0-1

| DATE | SITE | W/L | SCORE |
|---------|--------------------|-----|-------|
| 1971 | Fayetteville, Ark. | W | 8-7 |
| 3/20/72 | Fayetteville, Ark. | W | 9-6 |
| 3/19/73 | Fayetteville, Ark. | T | 17-17 |

ST. EDWARDS

Overall Series Record: 1-1
Record in Austin, Texas: 0-1
Record at Neutral Sites: 1-0

| DATE | SITE | W/L | SCORE |
|---------|--------------------|-----|-------|
| 3/31/67 | San Antonio, Texas | W | 8-6 |
| 1970 | Austin, Texas | L | 7-8 |

STEPHEN F. AUSTIN

Overall Series Record: 4-0
Record in Fayetteville, Ark.: 3-0
Record at Neutral Sites: 1-0

| DATE | SITE | W/L | SCORE |
|---------|--------------------|-----|-------|
| 3/13/89 | Fayetteville, Ark. | W | 9-1 |
| 2/18/06 | Edinburg, Texas | W | 15-7 |
| 4/17/12 | Fayetteville, Ark. | W | 8-3 |
| 4/17/12 | Fayetteville, Ark. | W | 4-3 |

ST. JOHN'S

Overall Series Record: 3-0
Record in Fayetteville, Ark.: 3-0

| DATE | SITE | W/L | SCORE |
|---------|--------------------|-----|-------|
| 2/20/04 | Fayetteville, Ark. | W | 14-7 |
| 2/21/04 | Fayetteville, Ark. | W | 6-5 |
| 2/22/04 | Fayetteville, Ark. | W | 14-3 |

ST. MARY'S (TEXAS)

Overall Series Record: 2-2
Record in San Antonio, Texas: 2-2

| DATE | SITE | W/L | SCORE |
|---------|--------------------|-----|-------|
| 3/25/68 | San Antonio, Texas | W | 3-2 |
| 1970 | San Antonio, Texas | W | 8-1 |
| 3/26/70 | San Antonio, Texas | L | 0-1 |
| 3/29/71 | San Antonio, Texas | L | 2-4 |

GAME-BY-GAME SERIES RESULTS



ST. OLAF

Overall Series Record: 2-0
Record in Fayetteville, Texas: 2-0

| DATE | SITE | W/L | SCORE |
|---------|--------------------|-----|-------|
| 3/27/73 | Fayetteville, Ark. | W | 4-0 |
| 3/27/89 | Fayetteville, Ark. | W | 11-3 |

TCU

Overall Series Record: 45-19
Record in Fayetteville, Ark.: 25-2
Record in Fort Worth, Texas: 19-17
Record at Neutral Sites: 1-0

| DATE | SITE | W/L | SCORE |
|---------|--------------------|-----|----------|
| 4/3/61 | Fort Worth, Texas | W | 7-4 |
| 3/22/66 | Fort Worth, Texas | L | 3-9 |
| 4/21/69 | Fort Worth, Texas | L | 13-14 |
| 4/12/74 | Fort Worth, Texas | L | 2-8 |
| 4/13/74 | Fort Worth, Texas | L | 5-6 |
| 4/13/74 | Fort Worth, Texas | L | 3-5 |
| 4/11/75 | Fort Worth, Texas | L | 8-9 |
| 4/12/75 | Fort Worth, Texas | L | 1-13 |
| 4/12/75 | Fort Worth, Texas | L | 2-4 |
| 4/2/76 | Fayetteville, Ark. | W | 7-5 |
| 4/3/76 | Fayetteville, Ark. | L | 5-6 |
| 4/3/76 | Fayetteville, Ark. | W | 7-6 |
| 4/1/77 | Fort Worth, Texas | L | 2-5 |
| 4/2/77 | Fort Worth, Texas | W | 3-0 |
| 4/2/77 | Fort Worth, Texas | W | 6-5 |
| 3/24/78 | Fayetteville, Ark. | W | 6-3 |
| 3/25/78 | Fayetteville, Ark. | W | 4-3 |
| 3/25/78 | Fayetteville, Ark. | W | 7-2 |
| 3/23/79 | Fort Worth, Texas | W | 7-1 |
| 3/24/79 | Fort Worth, Texas | W | 10-1 |
| 3/24/79 | Fort Worth, Texas | W | 9-4 |
| 4/25/80 | Fayetteville, Ark. | W | 5-1 |
| 4/26/80 | Fayetteville, Ark. | W | 3-2 |
| 4/26/80 | Fayetteville, Ark. | W | 18-17 |
| 3/13/81 | Fort Worth, Texas | W | 4-1 |
| 3/14/81 | Fort Worth, Texas | L | 5-6 |
| 3/14/81 | Fort Worth, Texas | L | 5-6 |
| 3/13/82 | Fayetteville, Ark. | W | 3-1 |
| 3/13/82 | Fayetteville, Ark. | W | 2-1 |
| 3/13/82 | Fayetteville, Ark. | W | 8-4 |
| 4/23/83 | Fort Worth, Texas | W | 4-3 |
| 4/23/83 | Fort Worth, Texas | W | 10-5 |
| 4/24/83 | Fort Worth, Texas | W | 9-3 |
| 4/28/84 | Fayetteville, Ark. | W | 6-5 |
| 4/28/84 | Fayetteville, Ark. | W | 8-5 |
| 4/29/84 | Fayetteville, Ark. | W | 6-5 (10) |
| 4/19/85 | Fort Worth, Texas | W | 19-7 |
| 4/20/85 | Fort Worth, Texas | L | 3-4 |
| 4/20/85 | Fort Worth, Texas | W | 12-6 |
| 4/18/86 | Fayetteville, Ark. | W | 13-3 |
| 4/20/86 | Fayetteville, Ark. | W | 7-6 |
| 4/20/86 | Fayetteville, Ark. | W | 6-5 (10) |
| 4/10/87 | Fort Worth, Texas | W | 9-7 |
| 4/11/87 | Fort Worth, Texas | L | 6-7 |
| 4/11/87 | Fort Worth, Texas | W | 13-7 |
| 4/15/88 | Fayetteville, Ark. | W | 3-2 |
| 4/16/88 | Fayetteville, Ark. | L | 1-3 |
| 4/16/88 | Fayetteville, Ark. | W | 3-2 |
| 4/7/89 | Fort Worth, Texas | W | 5-4 |
| 4/8/89 | Fort Worth, Texas | W | 8-6 |
| 4/8/89 | Fort Worth, Texas | W | 11-3 |
| 4/6/90 | Fayetteville, Ark. | W | 10-3 |
| 4/7/90 | Fayetteville, Ark. | W | 4-3 |
| 4/7/90 | Fayetteville, Ark. | W | 7-3 |
| 4/12/91 | Fort Worth, Texas | L | 1-4 |
| 4/13/91 | Fort Worth, Texas | W | 12-2 |
| 4/14/91 | Fort Worth, Texas | W | 12-6 |
| 2/11/94 | Fort Worth, Texas | L | 3-7 |
| 2/12/94 | Fort Worth, Texas | L | 4-21 |
| 2/13/94 | Fort Worth, Texas | L | 4-6 (13) |
| 3/4/95 | Fayetteville, Ark. | W | 9-7 |
| 3/5/95 | Fayetteville, Ark. | W | 8-4 |
| 3/5/95 | Fayetteville, Ark. | W | 3-2 |
| 2/17/06 | Edinburg, Texas | W | 5-2 |

TENNESSEE

Overall Series Record: 28-24
Record in Fayetteville, Ark.: 13-8
Record in Knoxville, Tenn.: 13-15
Record at Neutral Sites: 2-1

| DATE | SITE | W/L | SCORE |
|---------|--------------------|-----|------------|
| 3/14/92 | Seattle, Wash. | W | 1-0 |
| 3/25/94 | Fayetteville, Ark. | L | 4-8 |
| 3/26/94 | Fayetteville, Ark. | L | 11-12 (10) |
| 3/27/94 | Fayetteville, Ark. | W | 17-11 |
| 3/24/95 | Knoxville, Tenn. | L | 0-7 |
| 3/25/95 | Knoxville, Tenn. | L | 4-5 (12) |
| 3/26/95 | Knoxville, Tenn. | L | 4-5 |
| 3/9/96 | Fayetteville, Ark. | L | 3-9 |
| 3/9/96 | Fayetteville, Ark. | L | 3-4 |
| 3/10/96 | Fayetteville, Ark. | W | 15-3 |
| 3/7/97 | Knoxville, Tenn. | L | 3-5 |
| 3/8/97 | Knoxville, Tenn. | L | 10-13 |
| 3/9/97 | Knoxville, Tenn. | L | 12-13 |
| 4/17/98 | Knoxville, Tenn. | W | 11-8 |
| 3/26/99 | Fayetteville, Ark. | W | 10-6 |
| 3/27/99 | Fayetteville, Ark. | W | 7-3 |
| 3/28/99 | Fayetteville, Ark. | W | 13-12 |
| 3/10/00 | Knoxville, Tenn. | W | 10-5 |
| 3/11/00 | Knoxville, Tenn. | W | 14-5 |
| 3/12/00 | Knoxville, Tenn. | L | 0-14 |
| 4/20/01 | Knoxville, Tenn. | L | 7-8 |
| 4/21/01 | Knoxville, Tenn. | L | 3-6 |
| 4/22/01 | Knoxville, Tenn. | W | 14-1 |
| 4/19/02 | Fayetteville, Ark. | L | 9-14 |
| 4/20/02 | Fayetteville, Ark. | W | 7-6 (12) |
| 4/21/02 | Fayetteville, Ark. | W | 9-2 |
| 5/9/03 | Knoxville, Tenn. | L | 0-1 (12) |
| 5/10/03 | Knoxville, Tenn. | L | 1-8 |
| 5/11/03 | Knoxville, Tenn. | L | 3-4 (11) |
| 4/30/04 | Fayetteville, Ark. | L | 3-9 |
| 5/1/04 | Fayetteville, Ark. | W | 4-1 |
| 5/2/04 | Fayetteville, Ark. | W | 5-3 |
| 5/26/04 | Hoover, Ala.! | L | 6-8 |
| 5/28/04 | Hoover, Ala.! | W | 4-1 |
| 4/15/05 | Knoxville, Tenn. | W | 4-1 |
| 4/16/05 | Knoxville, Tenn. | L | 2-8 |
| 4/17/05 | Knoxville, Tenn. | L | 3-4 |
| 3/31/06 | Fayetteville, Ark. | W | 6-1 |
| 4/1/06 | Fayetteville, Ark. | L | 6-11 |
| 4/2/06 | Fayetteville, Ark. | W | 13-11 |
| 3/30/07 | Knoxville, Tenn. | W | 6-2 |
| 3/31/07 | Knoxville, Tenn. | W | 4-3 |
| 4/1/07 | Knoxville, Tenn. | W | 11-7 |
| 4/18/08 | Fayetteville, Ark. | W | 5-4 |
| 4/19/08 | Fayetteville, Ark. | W | 5-4 (10) |
| 4/20/08 | Fayetteville, Ark. | L | 6-7 (10) |
| 4/24/09 | Knoxville, Tenn. | W | 9-3 |
| 4/25/09 | Knoxville, Tenn. | L | 4-5 |
| 4/26/09 | Knoxville, Tenn. | W | 15-8 |
| 5/17/12 | Knoxville, Tenn. | W | 8-0 |
| 5/18/12 | Knoxville, Tenn. | W | 10-3 |
| 5/19/12 | Knoxville, Tenn. | W | 8-2 |

TEXAS

Overall Series Record: 28-54
Record in Fayetteville, Ark.: 12-15
Record in Austin, Texas: 13-28
Record at Neutral Sites: 3-11

| DATE | SITE | W/L | SCORE |
|---------|--------------------|-----|-------|
| 3/29/74 | Fayetteville, Ark. | L | 4-19 |
| 3/30/74 | Fayetteville, Ark. | L | 2-3 |
| 3/30/74 | Fayetteville, Ark. | W | 8-5 |
| 3/29/75 | Austin, Texas | L | 1-6 |
| 3/29/75 | Austin, Texas | L | 1-5 |
| 3/29/75 | Austin, Texas | L | 2-3 |
| 4/23/76 | Austin, Texas | L | 1-10 |
| 4/24/76 | Austin, Texas | L | 3-6 |
| 4/24/76 | Austin, Texas | W | 5-2 |
| 4/22/77 | Fayetteville, Ark. | L | 1-5 |
| 4/23/77 | Fayetteville, Ark. | L | 1-7 |
| 4/23/77 | Fayetteville, Ark. | W | 1-0 |
| 5/14/77 | Austin, Texas! | L | 1-8 |

| | | | |
|---------|-------------------------|---|-------|
| 3/3/78 | Austin, Texas | W | 5-4 |
| 3/4/78 | Austin, Texas | W | 2-1 |
| 3/4/78 | Austin, Texas | L | 3-8 |
| 3/2/79 | Fayetteville, Ark. | W | 2-0 |
| 3/3/79 | Fayetteville, Ark. | L | 2-3 |
| 3/3/79 | Fayetteville, Ark. | L | 0-1 |
| 5/13/79 | Austin, Texas! | L | 2-6 |
| 5/14/79 | Austin, Texas! | L | 6-12 |
| 6/5/79 | Omaha, Neb. + | W | 9-4 |
| 4/4/80 | Austin, Texas | W | 2-1 |
| 4/5/80 | Austin, Texas | L | 3-15 |
| 4/5/80 | Austin, Texas | W | 8-6 |
| 5/8/80 | College Station, Texas! | L | 4-6 |
| 5/9/80 | College Station, Texas! | W | 8-7 |
| 5/10/80 | College Station, Texas! | L | 4-9 |
| 4/3/81 | Fayetteville, Ark. | W | 7-0 |
| 4/4/81 | Fayetteville, Ark. | L | 4-5 |
| 4/4/81 | Fayetteville, Ark. | L | 6-8 |
| 5/18/81 | Austin, Texas! | L | 1-11 |
| 4/2/82 | Austin, Texas | W | 8-1 |
| 4/3/82 | Austin, Texas | L | 5-11 |
| 4/3/82 | Austin, Texas | L | 2-5 |
| 5/15/82 | College Station, Texas! | L | 0-8 |
| 3/27/83 | Little Rock, Ark. | L | 4-9 |
| 3/27/83 | Little Rock, Ark. | L | 1-6 |
| 3/27/83 | Little Rock, Ark. | L | 9-11 |
| 5/14/83 | Austin, Texas! | L | 2-9 |
| 5/15/83 | Austin, Texas! | W | 5-4 |
| 5/16/83 | Austin, Texas! | L | 0-14 |
| 3/30/84 | Austin, Texas | L | 2-5 |
| 3/31/84 | Austin, Texas | L | 5-7 |
| 3/31/84 | Austin, Texas | W | 13-4 |
| 5/11/84 | Austin, Texas! | L | 1-8 |
| 3/22/85 | Fayetteville, Ark. | W | 5-4 |
| 3/23/85 | Fayetteville, Ark. | W | 2-1 |
| 3/23/85 | Fayetteville, Ark. | L | 3-13 |
| 5/18/85 | Fayetteville, Ark.! | W | 9-5 |
| 5/19/85 | Fayetteville, Ark.! | W | 10-6 |
| 6/8/85 | Omaha, Neb. + | L | 7-8 |
| 3/21/86 | Austin, Texas | L | 0-8 |
| 3/22/86 | Austin, Texas | W | 3-0 |
| 3/22/86 | Austin, Texas | L | 3-12 |
| 5/1/87 | Fayetteville, Ark. | L | 5-9 |
| 5/2/87 | Fayetteville, Ark. | W | 9-3 |
| 5/2/87 | Fayetteville, Ark. | L | 1-4 |
| 5/17/87 | Austin, Texas! | L | 3-10 |
| 5/18/87 | Austin, Texas! | L | 2-3 |
| 5/30/87 | Omaha, Neb. + | L | 6-13 |
| 5/7/88 | Austin, Texas | W | 5-0 |
| 5/8/88 | Austin, Texas | L | 1-8 |
| 5/8/88 | Austin, Texas | L | 2-15 |
| 5/20/88 | Fayetteville, Ark.! | L | 1-7 |
| 4/28/89 | Fayetteville, Ark. | L | 4-5 |
| 4/29/89 | Fayetteville, Ark. | W | 8-4 |
| 4/29/89 | Fayetteville, Ark. | W | 14-7 |
| 5/18/89 | College Station, Texas! | L | 3-8 |
| 5/20/89 | College Station, Texas! | L | 1-9 |
| 4/27/90 | Austin, Texas | W | 13-11 |
| 4/28/90 | Austin, Texas | L | 3-4 |
| 4/28/90 | Austin, Texas | W | 6-5 |
| 5/18/90 | Austin, Texas! | L | 4-11 |
| 5/3/91 | Fayetteville, Ark. | L | 2-4 |
| 5/4/91 | Fayetteville, Ark. | L | 2-3 |
| 5/4/91 | Fayetteville, Ark. | W | 4-2 |
| 6/18/04 | Omaha, Neb. + | L | 2-13 |
| 6/4/05 | Austin, Texas + | W | 9-2 |
| 6/5/05 | Austin, Texas + | L | 8-19 |
| 6/6/05 | Austin, Texas + | L | 2-5 |
| 3/4/12 | Houston, Texas | W | 7-3 |

TEXAS A&M

Overall Series Record: 29-35
Record in Fayetteville, Ark.: 11-16
Record in College Station, Texas: 16-17
Record at Neutral Sites: 2-2

| DATE | SITE | W/L | SCORE |
|---------|------------------------|-----|-------|
| 3/22/74 | College Station, Texas | L | 2-5 |
| 3/23/74 | College Station, Texas | L | 1-15 |
| 3/23/74 | College Station, Texas | L | 0-15 |



GAME-BY-GAME SERIES RESULTS

| | | | |
|---------|-------------------------|---|-----------|
| 3/21/75 | Fayetteville, Ark. | W | 4-1 |
| 3/22/75 | Fayetteville, Ark. | L | 2-3 |
| 3/22/75 | Fayetteville, Ark. | L | 0-5 |
| 4/30/76 | Fayetteville, Ark. | L | 6-7 |
| 5/1/76 | Fayetteville, Ark. | L | 1-3 |
| 5/1/76 | Fayetteville, Ark. | L | 5-7 |
| 2/25/77 | College Station, Texas | L | 0-6 |
| 2/26/77 | College Station, Texas | L | 3-4 |
| 2/26/77 | College Station, Texas | L | 0-4 |
| 5/13/77 | Austin, Texas! | L | 2-5 |
| 4/28/78 | Fayetteville, Ark. | L | 1-6 |
| 4/29/78 | Fayetteville, Ark. | L | 0-5 |
| 4/29/78 | Fayetteville, Ark. | W | 6-5 |
| 5/13/78 | Austin, Texas! | L | 0-5 |
| 4/27/79 | College Station, Texas | L | 0-6 |
| 3/28/79 | College Station, Texas | W | 2-0 (11) |
| 4/28/79 | College Station, Texas | W | 9-1 |
| 5/14/79 | Austin, Texas! | W | 6-2 |
| 3/28/80 | Fayetteville, Ark. | W | 4-2 |
| 3/28/80 | Fayetteville, Ark. | L | 5-8 |
| 5/7/80 | College Station, Texas! | W | 19-10 |
| 4/10/81 | College Station, Texas | W | 4-0 |
| 4/11/81 | College Station, Texas | L | 2-9 |
| 4/11/81 | College Station, Texas | W | 19-6 |
| 4/9/82 | Fayetteville, Ark. | W | 6-5 |
| 4/10/82 | Fayetteville, Ark. | L | 2-5 |
| 4/10/82 | Fayetteville, Ark. | W | 16-9 |
| 4/1/83 | College Station, Texas | W | 10-8 |
| 4/2/83 | College Station, Texas | W | 3-0 |
| 4/2/83 | College Station, Texas | W | 10-9 |
| 4/6/84 | Fayetteville, Ark. | L | 8-10 |
| 4/7/84 | Fayetteville, Ark. | W | 1-0 |
| 4/7/84 | Fayetteville, Ark. | W | 4-0 |
| 3/29/85 | College Station, Texas | L | 2-6 |
| 3/31/85 | College Station, Texas | W | 6-4 |
| 3/31/85 | College Station, Texas | W | 15-4 |
| 3/28/86 | Fayetteville, Ark. | L | 0-6 |
| 3/29/86 | Fayetteville, Ark. | W | 10-0 |
| 3/29/86 | Fayetteville, Ark. | L | 2-5 |
| 5/16/86 | College Station, Texas! | L | 0-4 |
| 3/20/87 | College Station, Texas | W | 17-10 |
| 3/21/87 | College Station, Texas | W | 8-2 |
| 3/21/87 | College Station, Texas | W | 7-3 |
| 5/15/87 | Austin, Texas! | W | 4-3 |
| 3/25/88 | Fayetteville, Ark. | W | 5-0 |
| 3/26/88 | Fayetteville, Ark. | L | 1-6 |
| 3/26/88 | Fayetteville, Ark. | L | 6-8 |
| 5/19/88 | Fayetteville, Ark.! | L | 3-4 |
| 5/5/89 | College Station, Texas | W | 11-9 (16) |
| 5/6/89 | College Station, Texas | L | 2-3 |
| 5/7/89 | College Station, Texas | L | 0-9 |
| 5/5/90 | Fayetteville, Ark. | L | 3-4 |
| 5/5/90 | Fayetteville, Ark. | W | 6-2 |
| 5/6/90 | Fayetteville, Ark. | W | 13-4 |
| 3/22/91 | College Station, Texas | L | 3-9 |
| 3/23/91 | College Station, Texas | L | 0-2 |
| 3/23/91 | College Station, Texas | W | 7-4 |
| 2/27/04 | College Station, Texas | L | 5-7 |
| 2/28/04 | College Station, Texas | W | 6-4 |
| 2/29/04 | College Station, Texas | L | 7-9 |
| 3/1/08 | College Station, Texas | L | 7-15 |

TEXAS-ARLINGTON

Overall Series Record: 7-1

Record in Arlington, Texas: 4-1

Record at Neutral Sites: 3-0

| DATE | SITE | W/L | SCORE |
|---------|------------------|-----|----------|
| 2/16/97 | Arlington, Texas | W | 11-1 |
| 2/19/00 | Arlington, Texas | L | 5-8 |
| 2/17/02 | Arlington, Texas | W | 7-1 |
| 2/13/05 | Arlington, Texas | W | 2-1 |
| 2/13/05 | Arlington, Texas | W | 4-1 (12) |
| 3/1/06 | Honolulu, Hawaii | W | 12-4 |
| 3/3/06 | Honolulu, Hawaii | W | 5-3 |
| 3/4/06 | Honolulu, Hawaii | W | 7-1 |

TEXAS LUTHERAN

Overall Series Record: 1-2

Record in Seguin, Texas: 1-1

Record at Neutral Sites: 0-1

| DATE | SITE | W/L | SCORE |
|---------|--------------------|-----|-------|
| 3/27/67 | San Antonio, Texas | L | 1-2 |
| 3/25/70 | Seguin, Texas | L | 5-11 |
| 3/31/71 | Seguin, Texas | W | 6-1 |

TEXAS-PAN AMERICAN

Overall Series Record: 5-15

Record in Fayetteville, Ark.: 1-0

Record in Edinburg, Texas: 4-11

Record at Neutral Sites: 0-4

| DATE | SITE | W/L | SCORE |
|---------|--------------------|-----|-------|
| 3/28/67 | San Antonio, Texas | L | 0-4 |
| 3/29/67 | San Antonio, Texas | L | 4-10 |
| 3/29/67 | San Antonio, Texas | L | 1-2 |
| 3/28/68 | Edinburg, Texas | L | 2-7 |
| 3/29/68 | Edinburg, Texas | L | 5-10 |
| 3/23/70 | Edinburg, Texas | L | 6-8 |
| 3/28/70 | Edinburg, Texas | W | 4-3 |
| 4/1/71 | Edinburg, Texas | L | 0-10 |
| 4/1/71 | Edinburg, Texas | L | 0-5 |
| 5/28/73 | Arlington, Texas + | L | 2-4 |
| 2/15/80 | Edinburg, Texas | W | 9-3 |
| 2/15/80 | Edinburg, Texas | L | 0-2 |
| 2/16/80 | Edinburg, Texas | L | 1-3 |
| 2/16/80 | Edinburg, Texas | L | 0-5 |
| 2/17/80 | Edinburg, Texas | W | 4-2 |
| 2/17/80 | Edinburg, Texas | L | 2-3 |
| 3/6/04 | Edinburg, Texas | L | 1-4 |
| 3/7/04 | Edinburg, Texas | L | 4-11 |
| 5/11/04 | Fayetteville, Ark. | W | 13-2 |
| 2/19/06 | Edinburg, Texas | W | 13-2 |

TEXAS-SAN ANTONIO

Overall Series Record: 10-3

Record in Fayetteville, Ark.: 4-1

Record in San Antonio, Texas: 6-2

| DATE | SITE | W/L | SCORE |
|---------|--------------------|-----|-------|
| 2/10/96 | San Antonio, Texas | W | 9-6 |
| 2/10/96 | San Antonio, Texas | W | 10-7 |
| 2/11/96 | San Antonio, Texas | W | 18-1 |
| 2/22/97 | Fayetteville, Ark. | W | 8-4 |
| 2/22/97 | Fayetteville, Ark. | W | 13-5 |
| 2/23/97 | Fayetteville, Ark. | L | 2-7 |
| 2/14/98 | San Antonio, Texas | W | 4-1 |
| 2/15/98 | San Antonio, Texas | W | 10-5 |
| 2/19/99 | Fayetteville, Ark. | W | 12-2 |
| 2/21/99 | Fayetteville, Ark. | W | 5-3 |
| 2/9/01 | San Antonio, Texas | L | 6-7 |
| 2/10/01 | San Antonio, Texas | L | 2-4 |
| 2/11/01 | San Antonio, Texas | W | 4-1 |

TEXAS STATE

Overall Series Record: 1-0

Record in Fayetteville, Ark.: 1-0

| DATE | SITE | W/L | SCORE |
|--------|--------------------|-----|-------|
| 4/6/11 | Fayetteville, Ark. | W | 6-5 |

TEXAS TECH

Overall Series Record: 43-14

Record in Fayetteville, Ark.: 21-6

Record in Lubbock, Texas: 20-7

Record at Neutral Sites: 2-1

| DATE | SITE | W/L | SCORE |
|---------|--------------------|-----|-------|
| 4/19/74 | Fayetteville, Ark. | W | 9-3 |
| 4/20/74 | Fayetteville, Ark. | W | 15-6 |
| 4/20/74 | Fayetteville, Ark. | W | 7-6 |
| 4/18/75 | Lubbock, Texas | W | 6-4 |
| 4/19/75 | Lubbock, Texas | L | 5-14 |
| 4/19/75 | Lubbock, Texas | L | 11-13 |
| 3/19/76 | Fayetteville, Ark. | W | 5-4 |
| 3/20/76 | Fayetteville, Ark. | W | 4-3 |

| | | | |
|---------|-------------------------|---|----------|
| 3/20/76 | Fayetteville, Ark. | W | 10-2 |
| 3/18/77 | Lubbock, Texas | W | 13-10 |
| 3/19/77 | Lubbock, Texas | L | 4-7 |
| 3/19/77 | Lubbock, Texas | W | 14-7 |
| 4/7/78 | Fayetteville, Ark. | W | 6-1 |
| 4/8/78 | Fayetteville, Ark. | W | 13-2 |
| 4/8/78 | Fayetteville, Ark. | W | 2-1 |
| 4/6/79 | Lubbock, Texas | L | 8-9 |
| 4/7/79 | Lubbock, Texas | W | 6-2 |
| 4/7/79 | Lubbock, Texas | W | 12-9 |
| 3/7/80 | Fayetteville, Ark. | W | 2-1 |
| 3/8/80 | Fayetteville, Ark. | L | 3-5 |
| 3/8/80 | Fayetteville, Ark. | W | 9-2 |
| 5/9/80 | College Station, Texas! | W | 6-5 |
| 4/24/81 | Lubbock, Texas | W | 13-4 |
| 4/25/81 | Lubbock, Texas | W | 8-5 |
| 4/25/81 | Lubbock, Texas | L | 5-7 |
| 4/23/82 | Fayetteville, Ark. | W | 7-6 |
| 4/24/82 | Fayetteville, Ark. | L | 3-4 |
| 4/24/82 | Fayetteville, Ark. | L | 8-11 |
| 4/16/83 | Lubbock, Texas | W | 7-1 |
| 4/16/83 | Lubbock, Texas | W | 8-7 |
| 4/17/83 | Lubbock, Texas | L | 9-10 |
| 4/20/84 | Fayetteville, Ark. | L | 6-8 |
| 4/21/84 | Fayetteville, Ark. | L | 8-9 |
| 4/21/84 | Fayetteville, Ark. | W | 9-7 |
| 4/12/85 | Lubbock, Texas | W | 14-4 |
| 4/13/85 | Lubbock, Texas | W | 14-11 |
| 4/13/85 | Lubbock, Texas | W | 22-5 |
| 4/11/86 | Fayetteville, Ark. | W | 20-3 |
| 4/12/86 | Fayetteville, Ark. | W | 9-4 |
| 4/12/86 | Fayetteville, Ark. | W | 8-3 |
| 4/3/87 | Lubbock, Texas | W | 2-0 |
| 4/4/87 | Lubbock, Texas | W | 8-6 |
| 4/4/87 | Lubbock, Texas | W | 9-0 |
| 4/8/88 | Fayetteville, Ark. | W | 7-6 (10) |
| 4/9/88 | Fayetteville, Ark. | L | 8-11 |
| 4/9/88 | Fayetteville, Ark. | W | 5-4 |
| 3/31/89 | Lubbock, Texas | W | 12-0 |
| 4/1/89 | Lubbock, Texas | W | 3-2 |
| 4/1/89 | Lubbock, Texas | W | 6-5 |
| 3/30/90 | Fayetteville, Ark. | W | 6-5 |
| 3/31/90 | Fayetteville, Ark. | W | 7-6 |
| 3/31/90 | Fayetteville, Ark. | W | 12-4 |
| 4/5/91 | Lubbock, Texas | L | 1-4 |
| 4/6/91 | Lubbock, Texas | W | 18-10 |
| 4/6/91 | Lubbock, Texas | W | 6-2 |
| 5/28/95 | Wichita, Kan. + | L | 10-14 |
| 3/2/12 | Houston, Texas | W | 3-1 |

TEXAS WESLEYAN

Overall Series Record: 6-1

Record in Fayetteville, Ark.: 6-1

| DATE | SITE | W/L | SCORE |
|---------|--------------------|-----|-------|
| 2/18/83 | Fayetteville, Ark. | W | 8-7 |
| 2/19/83 | Fayetteville, Ark. | L | 0-2 |
| 2/19/83 | Fayetteville, Ark. | W | 11-5 |
| 2/17/84 | Fayetteville, Ark. | W | 6-2 |
| 2/18/84 | Fayetteville, Ark. | W | 9-8 |
| 2/18/84 | Fayetteville, Ark. | W | 13-5 |
| 3/23/88 | Fayetteville, Ark. | W | 13-5 |

TRINITY

Overall Series Record: 2-2

Record in San Antonio, Texas: 2-1

Record at Neutral Sites: 0-1

| DATE | SITE | W/L | SCORE |
|---------|--------------------|-----|-------|
| 4/1/67 | San Antonio, Texas | W | 11-9 |
| 3/30/68 | San Antonio, Texas | L | 7-19 |
| 3/29/71 | San Antonio, Texas | W | 3-2 |
| 5/27/73 | Arlington, Texas + | L | 0-6 |

GAME-BY-GAME SERIES RESULTS



TROY

Overall Series Record: 5-1
Record in Fayetteville, Ark.: 3-0
Record in Troy, Ala.: 2-1

| DATE | SITE | W/L | SCORE |
|---------|--------------------|-----|-------|
| 2/9/07 | Troy, Ala. | W | 13-1 |
| 2/10/07 | Troy, Ala. | L | 8-13 |
| 2/11/07 | Troy, Ala. | W | 16-2 |
| 2/26/10 | Fayetteville, Ark. | W | 10-1 |
| 2/27/10 | Fayetteville, Ark. | W | 10-8 |
| 2/28/10 | Fayetteville, Ark. | W | 7-6 |

TRUMAN STATE

Overall Series Record: 2-0
Record in Fayetteville, Ark.: 1-0
Record at Neutral Sites: 1-0

| DATE | SITE | W/L | SCORE |
|--------|--------------------|-----|-------|
| 1970 | San Antonio, Texas | W | 10-5 |
| 3/4/85 | Fayetteville, Ark. | W | 18-8 |

TULANE

Overall Series Record: 1-1
Record in New Orleans, La.: 1-1

| DATE | SITE | W/L | SCORE |
|---------|------------------|-----|-------|
| 2/24/86 | New Orleans, La. | L | 0-3 |
| 2/27/98 | New Orleans, La. | W | 9-0 |

TULSA

Overall Series Record: 20-21
Record in Fayetteville, Ark.: 13-7
Record in Tulsa, Okla.: 7-14

| DATE | SITE | W/L | SCORE |
|---------|--------------------|-----|-------|
| 3/28/61 | Tulsa, Okla. | W | 9-6 |
| 3/28/61 | Tulsa, Okla. | L | 2-8 |
| 4/25/61 | Fayetteville, Ark. | W | 12-2 |
| 4/25/61 | Fayetteville, Ark. | W | 12-3 |
| 4/23/63 | Fayetteville, Ark. | W | 3-1 |
| 4/23/63 | Fayetteville, Ark. | W | 9-4 |
| 4/10/64 | Fayetteville, Ark. | W | 9-4 |
| 4/10/64 | Fayetteville, Ark. | L | 4-6 |
| 4/24/64 | Tulsa, Okla. | W | 18-9 |
| 4/24/64 | Tulsa, Okla. | W | 16-5 |
| 4/27/65 | Tulsa, Okla. | L | 4-5 |
| 4/27/65 | Tulsa, Okla. | W | 7-1 |
| 4/19/66 | Tulsa, Okla. | L | 6-12 |
| 4/19/66 | Tulsa, Okla. | L | 4-14 |
| 4/11/70 | Tulsa, Okla. | L | 7-8 |
| 3/3/71 | Tulsa, Okla. | L | 3-4 |
| 3/3/71 | Tulsa, Okla. | L | 2-18 |
| 1972 | Fayetteville, Ark. | L | 3-15 |
| 1972 | Fayetteville, Ark. | L | 3-4 |
| 3/30/72 | Tulsa, Okla. | L | 2-3 |
| 4/1/72 | Tulsa, Okla. | L | 0-3 |
| 4/2/72 | Tulsa, Okla. | L | 3-5 |
| 3/18/73 | Tulsa, Okla. | L | 0-10 |
| 4/24/73 | Fayetteville, Ark. | W | 2-0 |
| 4/24/73 | Fayetteville, Ark. | L | 2-7 |
| 3/15/76 | Fayetteville, Ark. | W | 1-0 |
| 3/15/76 | Fayetteville, Ark. | W | 1-0 |
| 3/15/77 | Tulsa, Okla. | L | 1-2 |
| 3/15/77 | Tulsa, Okla. | L | 4-6 |
| 4/19/77 | Fayetteville, Ark. | L | 3-6 |
| 4/19/77 | Fayetteville, Ark. | L | 1-6 |
| 2/25/78 | Fayetteville, Ark. | W | 9-4 |
| 2/25/78 | Fayetteville, Ark. | L | 0-10 |
| 4/25/78 | Tulsa, Okla. | W | 8-6 |
| 5/3/78 | Tulsa, Okla. | L | 2-3 |
| 3/6/79 | Fayetteville, Ark. | W | 4-1 |
| 3/6/79 | Fayetteville, Ark. | W | 8-1 |
| 2/23/80 | Fayetteville, Ark. | W | 10-0 |
| 2/23/80 | Fayetteville, Ark. | W | 12-0 |
| 4/15/80 | Tulsa, Okla. | W | 8-3 |
| 4/15/80 | Tulsa, Okla. | W | 17-6 |

UCLA

Overall Series Record: 0-2
Record in Fayetteville, Ark.: 0-2

| DATE | SITE | W/L | SCORE |
|--------|--------------------|-----|-------|
| 4/6/99 | Fayetteville, Ark. | L | 3-6 |
| 4/7/99 | Fayetteville, Ark. | L | 4-5 |

ULM

Overall Series Record: 7-7
Record in Fayetteville, Ark.: 2-1
Record in Monroe, La.: 5-5
Record at Neutral Sites: 0-1

| DATE | SITE | W/L | SCORE |
|---------|--------------------|-----|-----------|
| 1960 | Monroe, La. | W | 11-8 |
| 4/20/62 | Monroe, La. | L | 2-3 |
| 4/21/62 | Monroe, La. | W | 5-4 |
| 4/23/62 | Monroe, La. | W | 10-7 |
| 4/23/62 | Monroe, La. | W | 6-1 |
| 4/1/64 | Monroe, La. | L | 0-1 |
| 4/2/64 | Monroe, La. | L | 5-7 |
| 4/20/65 | Monroe, La. | L | 10-11 |
| 4/20/65 | Monroe, La. | L | 1-2 |
| 2/9/97 | Fayetteville, Ark. | W | 10-6 |
| 2/13/99 | Lafayette, La. | L | 6-8 |
| 3/17/99 | Monroe, La. | W | 10-8 |
| 4/14/09 | Fayetteville, Ark. | L | 2-3 |
| 4/15/09 | Fayetteville, Ark. | W | 10-9 (10) |

UNION

Overall Series Record: 1-3
Record in Fayetteville, Ark.: 1-1
Record in Jackson, Tenn.: 0-2

| DATE | SITE | W/L | SCORE |
|---------|--------------------|-----|-------|
| 5/15/71 | Fayetteville, Ark. | W | 5-2 |
| 5/15/71 | Fayetteville, Ark. | L | 2-6 |
| 4/22/72 | Jackson, Tenn. | L | 2-4 |
| 4/22/72 | Jackson, Tenn. | L | 2-6 |

UNLV

Overall Series Record: 0-3
Record in Las Vegas, Nev.: 0-3

| DATE | SITE | W/L | SCORE |
|---------|-----------------|-----|----------|
| 3/19/94 | Las Vegas, Nev. | L | 3-9 |
| 3/20/94 | Las Vegas, Nev. | L | 4-7 (11) |
| 3/21/94 | Las Vegas, Nev. | L | 7-8 |

UPPER IOWA

Overall Series Record: 2-1
Record in Fayetteville, Ark.: 2-1

| DATE | SITE | W/L | SCORE |
|--------|--------------------|-----|-------|
| 4/5/69 | Fayetteville, Ark. | L | 5-12 |
| 4/5/69 | Fayetteville, Ark. | W | 7-4 |
| 4/5/69 | Fayetteville, Ark. | W | 4-1 |

UTAH

Overall Series Record: 3-0
Record in Fayetteville, Ark.: 3-0

| DATE | SITE | W/L | SCORE |
|---------|--------------------|-----|-------|
| 2/25/11 | Fayetteville, Ark. | W | 3-2 |
| 2/26/11 | Fayetteville, Ark. | W | 5-4 |
| 2/27/11 | Fayetteville, Ark. | W | 10-1 |

UT MARTIN

Overall Series Record: 1-0
Record in Fayetteville, Ark.: 1-0

| DATE | SITE | W/L | SCORE |
|---------|--------------------|-----|-------|
| 5/17/11 | Fayetteville, Ark. | W | 6-2 |

VALPARAISO

Overall Series Record: 3-1
Record in Fayetteville, Ark.: 3-1

| DATE | SITE | W/L | SCORE |
|---------|--------------------|-----|-----------|
| 3/3/09 | Fayetteville, Ark. | W | 7-3 |
| 2/24/12 | Fayetteville, Ark. | W | 7-3 |
| 2/25/12 | Fayetteville, Ark. | W | 4-3 |
| 2/26/12 | Fayetteville, Ark. | L | 9-10 (10) |

VANDERBILT

Overall Series Record: 27-22
Record in Fayetteville, Ark.: 14-9
Record in Nashville, Tenn.: 13-8
Record at Neutral Sites: 0-5

| DATE | SITE | W/L | SCORE |
|---------|--------------------|-----|------------|
| 5/8/70 | Covington, Tenn. | L | 6-9 |
| 4/1/94 | Nashville, Tenn. | W | 6-0 |
| 4/2/94 | Nashville, Tenn. | W | 12-7 |
| 4/3/94 | Nashville, Tenn. | W | 7-5 |
| 3/31/95 | Fayetteville, Ark. | W | 10-7 |
| 4/1/95 | Fayetteville, Ark. | W | 15-5 |
| 4/2/95 | Fayetteville, Ark. | L | 6-7 (10) |
| 3/15/96 | Fayetteville, Ark. | L | 2-5 |
| 3/16/96 | Fayetteville, Ark. | W | 6-3 |
| 3/17/96 | Fayetteville, Ark. | W | 16-11 |
| 3/14/97 | Nashville, Tenn. | W | 13-4 |
| 3/15/97 | Nashville, Tenn. | L | 10-13 (12) |
| 3/16/97 | Nashville, Tenn. | W | 18-5 |
| 3/13/98 | Fayetteville, Ark. | W | 5-3 |
| 3/14/98 | Fayetteville, Ark. | W | 10-4 |
| 3/15/98 | Fayetteville, Ark. | L | 4-9 |
| 4/16/99 | Nashville, Tenn. | L | 5-6 |
| 4/17/99 | Nashville, Tenn. | W | 5-2 |
| 4/18/99 | Nashville, Tenn. | W | 10-7 |
| 3/30/02 | Nashville, Tenn. | L | 3-4 |
| 4/11/03 | Fayetteville, Ark. | L | 4-6 |
| 4/12/03 | Fayetteville, Ark. | W | 17-7 |
| 4/13/03 | Fayetteville, Ark. | W | 8-5 |
| 4/16/04 | Nashville, Tenn. | W | 6-3 |
| 4/17/04 | Nashville, Tenn. | W | 9-4 |
| 4/18/04 | Nashville, Tenn. | L | 8-14 |
| 4/8/05 | Fayetteville, Ark. | W | 6-5 |
| 4/9/05 | Fayetteville, Ark. | W | 5-4 (10) |
| 4/10/05 | Fayetteville, Ark. | W | 3-0 |
| 4/7/06 | Nashville, Tenn. | L | 1-7 |
| 4/8/06 | Nashville, Tenn. | W | 5-3 |
| 4/9/06 | Nashville, Tenn. | W | 4-3 |
| 3/23/07 | Fayetteville, Ark. | W | 8-7 (10) |
| 3/24/07 | Fayetteville, Ark. | L | 3-6 |
| 3/25/07 | Fayetteville, Ark. | W | 8-3 |
| 5/27/07 | Hoover, Ala.! | L | 4-7 |
| 3/29/08 | Nashville, Tenn. | L | 5-6 (12) |
| 3/30/08 | Nashville, Tenn. | L | 2-6 |
| 4/10/09 | Fayetteville, Ark. | L | 0-9 |
| 4/11/09 | Fayetteville, Ark. | L | 6-13 |
| 5/23/09 | Hoover, Ala.! | L | 1-11 (7) |
| 5/20/10 | Nashville, Tenn. | L | 3-4 |
| 5/21/10 | Nashville, Tenn. | W | 4-3 |
| 5/22/10 | Nashville, Tenn. | W | 7-5 |
| 5/26/10 | Hoover, Ala.! | L | 0-2 |
| 3/25/11 | Fayetteville, Ark. | W | 2-1 |
| 3/26/11 | Fayetteville, Ark. | L | 1-4 |
| 3/27/11 | Fayetteville, Ark. | L | 1-2 |
| 5/28/11 | Hoover, Ala.! | L | 2-3 |

VILLANOVA

Overall Series Record: 3-0
Record in Fayetteville, Ark.: 3-0

| DATE | SITE | W/L | SCORE |
|---------|--------------------|-----|-------|
| 2/17/12 | Fayetteville, Ark. | W | 11-5 |
| 2/18/12 | Fayetteville, Ark. | W | 13-1 |
| 2/19/12 | Fayetteville, Ark. | W | 17-1 |



GAME-BY-GAME SERIES RESULTS

VIRGINIA

Overall Series Record: 1-0
Record at Neutral Sites: 1-0

| DATE | SITE | W/L | SCORE |
|---------|---------------|-----|----------|
| 6/17/09 | Omaha, Neb. + | W | 4-3 (12) |

WASHINGTON

Overall Series Record: 0-1
Record at Neutral Sites: 0-1

| DATE | SITE | W/L | SCORE |
|---------|------------------|-----|-------|
| 2/28/06 | Honolulu, Hawaii | L | 2-5 |

WASHINGTON STATE

Overall Series Record: 7-3
Record in Fayetteville, Ark.: 5-2
Record at Neutral Sites: 2-1

| DATE | SITE | W/L | SCORE |
|---------|----------------------|-----|----------|
| 3/15/87 | Fayetteville, Ark. | L | 5-11 |
| 3/13/92 | Seattle, Wash. | L | 4-8 |
| 2/18/00 | Arlington, Texas | W | 1-0 |
| 2/20/09 | Fayetteville, Ark. | W | 4-2 |
| 2/20/09 | Fayetteville, Ark. | W | 7-5 (10) |
| 2/22/09 | Fayetteville, Ark. | W | 4-3 |
| 5/29/09 | Norman, Okla. + | W | 10-3 |
| 6/5/10 | Fayetteville, Ark. + | W | 6-4 |
| 6/6/10 | Fayetteville, Ark. + | L | 7-10 |
| 6/7/10 | Fayetteville, Ark. + | W | 7-2 |

WESTERN ILLINOIS

Overall Series Record: 4-0
Record in Fayetteville, Ark.: 4-0

| DATE | SITE | W/L | SCORE |
|---------|--------------------|-----|----------|
| 3/17/86 | Fayetteville, Ark. | W | 12-5 |
| 3/18/86 | Fayetteville, Ark. | W | 7-2 |
| 5/19/08 | Fayetteville, Ark. | W | 12-6 |
| 2/27/09 | Fayetteville, Ark. | W | 8-7 (10) |

WESTERN KENTUCKY

Overall Series Record: 2-0
Record in Fayetteville, Ark.: 2-0

| DATE | SITE | W/L | SCORE |
|---------|--------------------|-----|-------|
| 3/14/87 | Fayetteville, Ark. | W | 8-3 |
| 3/15/87 | Fayetteville, Ark. | W | 5-2 |

WESTERN MICHIGAN

Overall Series Record: 7-2
Record in Fayetteville, Ark.: 2-0
Record at Neutral Sites: 5-2

| DATE | SITE | W/L | SCORE |
|---------|--------------------|-----|-------|
| 2/28/81 | Lakeland, Fla. | W | 25-5 |
| 3/7/81 | Lakeland, Fla. | W | 15-11 |
| 2/26/84 | Lakeland, Fla. | L | 10-15 |
| 3/1/84 | Lakeland, Fla. | W | 13-8 |
| 3/2/84 | Lakeland, Fla. | W | 9-4 |
| 3/2/89 | Lakeland, Fla. | L | 2-6 |
| 3/4/89 | Lakeland, Fla. | W | 15-0 |
| 3/4/03 | Fayetteville, Ark. | W | 6-2 |
| 3/5/03 | Fayetteville, Ark. | W | 4-3 |

WEST TEXAS STATE

Overall Series Record: 0-2
Record at Neutral Sites: 0-2

| DATE | SITE | W/L | SCORE |
|---------|--------------|-----|-------|
| 3/28/72 | Tulsa, Okla. | L | 4-5 |
| 4/1/72 | Tulsa, Okla. | L | 3-4 |

WEST VIRGINIA

Overall Series Record: 1-0
Record at Neutral Sites: 1-0

| DATE | SITE | W/L | SCORE |
|---------|--------------------|-----|-------|
| 5/22/87 | Huntsville, Ala. + | W | 7-2 |

WICHITA STATE

Overall Series Record: 20-22
Record in Fayetteville, Ark.: 13-2
Record in Wichita, Kan.: 7-17
Record at Neutral Sites: 0-3

| DATE | SITE | W/L | SCORE |
|---------|----------------------|-----|----------|
| 1960 | Fayetteville, Ark. | W | 7-6 |
| 1960 | Fayetteville, Ark. | W | 9-5 |
| 4/17/61 | Wichita, Kan. | L | 2-7 |
| 4/18/61 | Wichita, Kan. | L | 4-5 |
| 4/7/65 | Wichita, Kan. | W | 3-0 |
| 4/7/65 | Wichita, Kan. | L | 0-2 |
| 5/9/67 | Wichita, Kan. | L | 3-6 |
| 1979 | Wichita, Kan. | L | 6-7 |
| 1979 | Wichita, Kan. | L | 4-5 |
| 5/4/80 | Wichita, Kan. | L | 2-6 |
| 5/4/80 | Wichita, Kan. | L | 0-14 |
| 5/27/83 | Stillwater, Okla. + | L | 3-6 |
| 3/8/86 | Fayetteville, Ark. | W | 6-5 (10) |
| 5/11/86 | Wichita, Kan. | W | 12-3 |
| 2/19/89 | Fayetteville, Ark. | W | 5-1 |
| 6/2/89 | Omaha, Neb. + | L | 1-3 |
| 6/6/89 | Omaha, Neb. + | L | 4-8 |
| 5/12/90 | Wichita, Kan. | W | 6-4 |
| 5/13/90 | Wichita, Kan. | L | 0-3 |
| 5/26/90 | Wichita, Kan. + | L | 6-7 |
| 5/11/91 | Fayetteville, Ark. | W | 10-1 |
| 5/12/91 | Fayetteville, Ark. | W | 6-5 |
| 4/7/92 | Wichita, Kan. | W | 5-4 |
| 4/8/92 | Wichita, Kan. | L | 4-22 |
| 3/30/93 | Fayetteville, Ark. | W | 4-3 |
| 4/5/93 | Wichita, Kan. | L | 1-9 |
| 4/5/95 | Wichita, Kan. | L | 1-5 |
| 3/13/96 | Fayetteville, Ark. | W | 5-0 |
| 4/29/97 | Wichita, Kan. | L | 7-9 (10) |
| 4/28/98 | Fayetteville, Ark. | W | 16-5 |
| 5/22/98 | Wichita, Kan. + | W | 3-2 (11) |
| 4/27/99 | Wichita, Kan. | L | 4-5 (14) |
| 4/25/00 | Wichita, Kan. | W | 15-14 |
| 3/13/01 | Wichita, Kan. | L | 0-5 |
| 4/23/02 | Fayetteville, Ark. | L | 2-3 |
| 4/22/03 | Wichita, Kan. | L | 5-6 (10) |
| 3/30/04 | Fayetteville, Ark. | W | 10-4 |
| 6/5/04 | Fayetteville, Ark. + | L | 1-4 |
| 6/6/04 | Fayetteville, Ark. + | W | 11-9 |
| 6/6/04 | Fayetteville, Ark. + | W | 4-3 |
| 3/28/06 | Wichita, Kan. | W | 4-3 (11) |
| 4/25/07 | Fayetteville, Ark. | W | 10-2 |

WILLIAM CAREY

Overall Series Record: 0-1
Record in Hattiesburg, Miss.: 0-1

| DATE | SITE | W/L | SCORE |
|------|--------------------|-----|-------|
| 1969 | Hattiesburg, Miss. | L | 0-1 |

WILLIAM JEWELL

Overall Series Record: 10-3
Record in Fayetteville, Ark.: 10-3

| DATE | SITE | W/L | SCORE |
|---------|--------------------|-----|-------|
| 4/8/67 | Fayetteville, Ark. | W | 8-5 |
| 4/8/67 | Fayetteville, Ark. | L | 2-8 |
| 4/30/69 | Fayetteville, Ark. | W | 12-1 |
| 4/30/69 | Fayetteville, Ark. | L | 0-4 |
| 4/8/70 | Fayetteville, Ark. | W | 7-2 |
| 4/8/70 | Fayetteville, Ark. | L | 2-3 |
| 3/10/72 | Fayetteville, Ark. | W | 12-4 |
| 3/11/72 | Fayetteville, Ark. | W | 3-2 |
| 3/14/76 | Fayetteville, Ark. | W | 6-4 |
| 3/10/77 | Fayetteville, Ark. | W | 5-1 |
| 3/10/77 | Fayetteville, Ark. | W | 2-0 |
| 2/23/79 | Fayetteville, Ark. | W | 7-1 |
| 2/23/79 | Fayetteville, Ark. | W | 13-2 |

WISCONSIN

Overall Series Record: 8-1
Record in Fayetteville, Ark.: 7-1
Record at Neutral Sites: 1-0

| DATE | SITE | W/L | SCORE |
|---------|--------------------|-----|-------|
| 3/25/67 | San Antonio, Texas | W | 5-3 |
| 3/15/80 | Fayetteville, Ark. | W | 9-0 |
| 3/15/80 | Fayetteville, Ark. | W | 3-0 |
| 3/16/80 | Fayetteville, Ark. | W | 9-0 |
| 3/16/80 | Fayetteville, Ark. | W | 9-0 |
| 3/9/90 | Fayetteville, Ark. | W | 8-1 |
| 3/9/90 | Fayetteville, Ark. | L | 4-6 |
| 3/10/90 | Fayetteville, Ark. | W | 9-0 |
| 3/10/90 | Fayetteville, Ark. | W | 16-2 |

WISCONSIN-MILWAUKEE

Overall Series Record: 9-0
Record in Fayetteville, Ark.: 9-0

| DATE | SITE | W/L | SCORE |
|---------|--------------------|-----|----------|
| 2/18/07 | Fayetteville, Ark. | W | 8-3 |
| 2/18/07 | Fayetteville, Ark. | W | 28-2 |
| 2/19/07 | Fayetteville, Ark. | W | 8-1 |
| 3/12/10 | Fayetteville, Ark. | W | 14-6 |
| 3/13/10 | Fayetteville, Ark. | W | 7-0 |
| 3/14/10 | Fayetteville, Ark. | W | 3-2 (10) |
| 3/4/11 | Fayetteville, Ark. | W | 15-6 |
| 3/5/11 | Fayetteville, Ark. | W | 13-9 |
| 3/6/11 | Fayetteville, Ark. | W | 7-3 |

WISCONSIN-OSH KOSH

Overall Series Record: 9-1
Record in Fayetteville, Ark.: 9-1

| DATE | SITE | W/L | SCORE |
|---------|--------------------|-----|-------|
| 3/19/86 | Fayetteville, Ark. | W | 14-3 |
| 3/19/86 | Fayetteville, Ark. | W | 4-3 |
| 3/16/88 | Fayetteville, Ark. | W | 16-3 |
| 3/14/89 | Fayetteville, Ark. | W | 13-4 |
| 3/15/89 | Fayetteville, Ark. | W | 9-4 |
| 3/19/90 | Fayetteville, Ark. | W | 7-5 |
| 3/20/90 | Fayetteville, Ark. | W | 13-2 |
| 3/18/91 | Fayetteville, Ark. | W | 3-0 |
| 3/18/92 | Fayetteville, Ark. | L | 2-3 |
| 3/15/95 | Fayetteville, Ark. | W | 7-4 |

WRIGHT STATE

Overall Series Record: 3-0
Record in Fayetteville, Ark.: 3-0

| DATE | SITE | W/L | SCORE |
|---------|--------------------|-----|-------|
| 2/22/08 | Fayetteville, Ark. | W | 9-4 |
| 2/23/08 | Fayetteville, Ark. | W | 5-4 |
| 2/24/08 | Fayetteville, Ark. | W | 7-3 |

YANKTON

Overall Series Record: 5-0
Record in Fayetteville, Ark.: 5-0

| DATE | SITE | W/L | SCORE |
|--------|--------------------|-----|-------|
| 1968 | Fayetteville, Ark. | W | 4-3 |
| 1968 | Fayetteville, Ark. | W | 7-2 |
| 1968 | Fayetteville, Ark. | W | 4-3 |
| 4/8/69 | Fayetteville, Ark. | W | 5-2 |
| 4/8/69 | Fayetteville, Ark. | W | 6-1 |

*! - Conference Tournament Game
+ - NCAA Tournament Game
Records since the 1960 season*

| 1960 (14-9) Bill Ferrell | | | |
|-----------------------------|----------|--------------------|-------------------|
| Date | Result | Opponent | Location |
| | W, 7-6 | Wichita State | Fayetteville |
| | W, 9-5 | Wichita State | Fayetteville |
| 3/28 | W, 11-6 | Kansas | Fayetteville |
| 3/29 | W, 18-0 | Kansas | Fayetteville |
| | W, 19-11 | Emporia State | Fayetteville |
| | W, 11-4 | Emporia State | Fayetteville |
| | L, 8-21 | Missouri | Fayetteville |
| | W, 9-8 | Missouri | Fayetteville |
| | W, 10-4 | Buena Vista | Fayetteville |
| | L, 1-3 | Buena Vista | Fayetteville |
| | W, 17-2 | Colorado | Fayetteville |
| | W, 8-2 | Colorado | Fayetteville |
| 4/14 | W, 8-0 | Baylor | Monroe, La. |
| | L, 1-5 | LSU | Fayetteville |
| | W, 4-3 | Northwestern State | Natchitoches, La. |
| | L, 2-3 | Mississippi State | Fayetteville |
| | W, 11-8 | Louisiana-Monroe | Monroe, La. |
| | L, 6-11 | Loyola (La.) | New Orleans, La. |
| | L, 5-9 | Loyola (La.) | New Orleans, La. |
| | W, 11-5 | LSU | Baton Rouge, La. |
| | L, 5-12 | Louisiana College | Pineville, La. |
| | L, 12-13 | Centenary | Shreveport, La. |
| | L, 2-3 | Centenary | Shreveport, La. |

| 1961 (9-8) Bill Ferrell | | | |
|----------------------------|----------|---------------|----------------------|
| Date | Result | Opponent | Location |
| 3/27 | L, 6-10 | Buena Vista | Fayetteville |
| 3/28 | W, 9-6 | Tulsa | Tulsa, Okla. |
| 3/28 | L, 2-8 | Tulsa | Tulsa, Okla. |
| 3/29 | W, 2-0 | Buena Vista | Fayetteville |
| 4/3 | W, 7-4 | TCU | Fort Worth, Texas |
| 4/4 | L, 1-7 | SMU | Dallas, Texas |
| 4/5 | W, 11-7 | SMU | Dallas, Texas |
| 4/6 | L, 2-16 | Baylor | Waco, Texas |
| 4/6 | L, 1-5 | Baylor | Waco, Texas |
| 4/7 | W, 9-2 | Oklahoma City | Oklahoma City, Okla. |
| 4/14 | W, 10-2 | Centenary | Fayetteville |
| 4/17 | L, 2-7 | Wichita State | Wichita, Kan. |
| 4/18 | L, 4-5 | Wichita State | Wichita, Kan. |
| 4/19 | L, 2-4 | Emporia State | Emporia, Kan. |
| 4/20 | W, 15-10 | Emporia State | Chanute, Kan. |
| 4/25 | W, 12-2 | Tulsa | Fayetteville |
| 4/25 | W, 12-3 | Tulsa | Fayetteville |

| 1962 (13-7) Bill Ferrell | | | |
|-----------------------------|---------|--------------------|-------------------|
| Date | Result | Opponent | Location |
| 3/26 | L, 4-8 | Buena Vista | Fayetteville |
| 3/27 | L, 7-8 | Buena Vista | Fayetteville |
| 3/28 | W, 5-4 | Buena Vista | Fayetteville |
| 4/3 | L, 7-15 | Missouri | Columbia, Mo. |
| 4/4 | L, 4-10 | Missouri | Columbia, Mo. |
| 4/7 | W, 5-1 | Pittsburg State | Fayetteville |
| 4/7 | W, 11-3 | Pittsburg State | Fayetteville |
| 4/13 | W, 6-2 | Emporia State | Fayetteville |
| 4/14 | W, 12-3 | Emporia State | Fayetteville |
| 4/19 | L, 0-5 | Baylor | Monroe, La. |
| 4/20 | L, 2-3 | Louisiana-Monroe | Monroe, La. |
| 4/20 | W, 13-8 | Northwestern State | Monroe, La. |
| 4/21 | W, 5-4 | Louisiana-Monroe | Monroe, La. |
| 4/21 | W, 8-4 | Northwestern State | Monroe, La. |
| 4/23 | W, 10-7 | Louisiana-Monroe | Monroe, La. |
| 4/23 | W, 6-1 | Louisiana-Monroe | Monroe, La. |
| 4/25 | L, 2-4 | Northwestern State | Natchitoches, La. |
| 4/26 | W, 2-1 | Northwestern State | Natchitoches, La. |
| 4/27 | W, 6-2 | Centenary | Shreveport, La. |
| 4/28 | W, 7-2 | Centenary | Shreveport, La. |

| 1963 (13-10) Bill Ferrell | | | |
|------------------------------|----------|---------------|----------------|
| Date | Result | Opponent | Location |
| 3/25 | W, 9-1 | Buena Vista | Fayetteville |
| 3/25 | W, 8-7 | Buena Vista | Fayetteville |
| 3/26 | W, 11-10 | Buena Vista | Fayetteville |
| 3/30 | L, 6-10 | Missouri | Fayetteville |
| 3/30 | W, 6-5 | Missouri | Fayetteville |
| 4/1 | W, 15-7 | Kansas | Lawrence, Kan. |
| 4/2 | L, 1-9 | Kansas | Lawrence, Kan. |
| 4/3 | W, 12-8 | Emporia State | Emporia, Kan. |
| 4/3 | L, 2-18 | Emporia State | Emporia, Kan. |
| 4/8 | L, 6-7 | Centenary | Fayetteville |
| 4/9 | W, 3-2 | Centenary | Fayetteville |


| | | | |
|------|---------|---------------------|--------------------|
| 4/12 | L, 4-5 | Southern Miss | Hattiesburg, Miss. |
| 4/13 | L, 0-4 | Southern Miss | Hattiesburg, Miss. |
| 4/15 | L, 5-10 | LSU | Baton Rouge, La. |
| 4/16 | L, 2-10 | LSU | Baton Rouge, La. |
| 4/17 | W, 7-3 | Mississippi College | Clinton, Miss. |
| 4/18 | L, 0-3 | Mississippi College | Clinton, Miss. |
| 4/19 | W, 5-2 | Delta State | Cleveland, Miss. |
| 4/20 | L, 2-10 | Delta State | Cleveland, Miss. |
| 4/23 | W, 3-1 | Tulsa | Fayetteville |
| 4/23 | W, 9-4 | Tulsa | Fayetteville |
| 4/30 | W, 9-4 | Pittsburg State | Pittsburg, Kan. |
| 4/30 | W, 2-1 | Pittsburg State | Pittsburg, Kan. |

| 1964 (8-10) Bill Ferrell | | | |
|-----------------------------|----------|------------------------|-------------------|
| Date | Result | Opponent | Location |
| 3/23 | L, 5-6 | Buena Vista | Fayetteville |
| 3/24 | L, 13-16 | Buena Vista | Fayetteville |
| 3/27 | L, 3-5 | Memphis | Little Rock, Ark. |
| 3/28 | L, 6-13 | Memphis | Little Rock, Ark. |
| 3/30 | L, 0-6 | Memphis | Memphis, Tenn. |
| 3/31 | W, 4-0 | Memphis | Memphis, Tenn. |
| 4/1 | L, 0-1 | Louisiana-Monroe | Monroe, La. |
| 4/2 | L, 5-7 | Louisiana-Monroe | Monroe, La. |
| 4/3 | W, 8-4 | Centenary | Shreveport, La. |
| 4/4 | L, 7-8 | Centenary | Shreveport, La. |
| 4/10 | W, 9-4 | Tulsa | Fayetteville |
| 4/10 | L, 4-6 | Tulsa | Fayetteville |
| 4/13 | W, 8-3 | Emporia State | Fayetteville |
| 4/13 | L, 6-10 | Emporia State | Fayetteville |
| 4/24 | W, 18-9 | Tulsa | Tulsa, Okla. |
| 4/24 | W, 16-5 | Tulsa | Tulsa, Okla. |
| 4/29 | W, 7-5 | Central Missouri State | Fayetteville |
| 4/29 | W, 10-9 | Central Missouri State | Fayetteville |

| 1965 (3-14) Bill Ferrell | | | |
|-----------------------------|----------|------------------|--------------------|
| Date | Result | Opponent | Location |
| 4/6 | L, 4-8 | Emporia State | Emporia, Kan. |
| 4/7 | W, 3-0 | Wichita State | Wichita, Kan. |
| 4/7 | L, 0-2 | Wichita State | Wichita, Kan. |
| 4/10 | L, 7-10 | Centenary | Fayetteville |
| 4/10 | L, 4-8 | Centenary | Fayetteville |
| 4/13 | L, 7-9 | Omaha | Fayetteville |
| 4/13 | L, 3-6 | Omaha | Fayetteville |
| 4/16 | L, 1-4 | Southern Miss | Hattiesburg, Miss. |
| 4/17 | L, 9-15 | Southern Miss | Hattiesburg, Miss. |
| 4/20 | L, 10-11 | Louisiana-Monroe | Monroe, La. |
| 4/20 | L, 1-2 | Louisiana-Monroe | Monroe, La. |
| 4/21 | L, 1-5 | Delta State | Cleveland, Miss. |
| 4/22 | L, 7-12 | Delta State | Cleveland, Miss. |
| 4/23 | L, 4-6 | Memphis | Fayetteville |
| 4/23 | W, 4-2 | Memphis | Fayetteville |
| 4/27 | L, 4-5 | Tulsa | Tulsa, Okla. |
| 4/27 | W, 7-1 | Tulsa | Tulsa, Okla. |

| 1966 (4-16) Wayne Robbins | | | |
|------------------------------|----------|-------------------|--------------------|
| Date | Result | Opponent | Location |
| 3/21 | L, 7-13 | Baylor | Waco, Texas |
| 3/22 | L, 3-9 | TCU | Fort Worth, Texas |
| 3/26 | W, 7-5 | SMS | Fayetteville |
| 3/31 | L, 0-3 | Buena Vista | Fayetteville |
| 4/1 | W, 16-13 | Buena Vista | Fayetteville |
| 4/4 | L, 3-12 | Kansas State | Fayetteville |
| 4/4 | L, 2-6 | Kansas State | Fayetteville |
| 4/9 | L, 8-9 | Memphis | Memphis, Tenn. |
| 4/9 | L, 1-6 | Memphis | Memphis, Tenn. |
| 4/11 | L, 3-9 | Mississippi State | Starkville, Miss. |
| 4/12 | L, 0-18 | Mississippi State | Starkville, Miss. |
| 4/13 | L, 0-13 | Southern Miss | Hattiesburg, Miss. |
| 4/14 | L, 0-19 | Southern Miss | Hattiesburg, Miss. |
| 4/16 | W, 4-2 | Centenary | Shreveport, La. |
| 4/16 | W, 3-2 | Centenary | Shreveport, La. |
| 4/19 | L, 6-12 | Tulsa | Tulsa, Okla. |
| 4/19 | L, 4-14 | Tulsa | Tulsa, Okla. |
| 5/5 | L, 0-7 | Southern Illinois | Fayetteville |

| 1967 (15-14) Wayne Robbins | | | |
|-------------------------------|--------|----------------|--------------------|
| Date | Result | Opponent | Location |
| 3/21 | W, 6-1 | Buena Vista | Fayetteville |
| 3/21 | W, 4-3 | Buena Vista | Fayetteville |
| 3/22 | L, 3-6 | Buena Vista | Fayetteville |
| 3/25 | W, 5-3 | Wisconsin | San Antonio, Texas |
| 3/27 | L, 1-2 | Texas Lutheran | San Antonio, Texas |



Bill 'Groundhog' Ferrell coached the Razorbacks from 1950-65 and compiled a 139-149 record.

| | | | | | | |
|------|---------|--------------------|--------------------|--------|---------|--------------|
| 3/28 | L, 3-13 | Indiana | San Antonio, Texas | W, 3-1 | Evangel | Fayetteville |
| 3/28 | L, 0-4 | Texas-Pan American | San Antonio, Texas | W, 2-1 | Evangel | Fayetteville |
| 3/29 | L, 4-10 | Texas-Pan American | San Antonio, Texas | | | |
| 3/29 | L, 1-2 | Texas-Pan American | San Antonio, Texas | | | |
| 3/31 | W, 8-6 | St. Edwards | San Antonio, Texas | | | |
| 4/1 | W, 11-9 | Trinity | San Antonio, Texas | | | |
| 4/4 | W, 4-1 | SMU | Fayetteville | | | |
| 4/4 | W, 8-7 | SMU | Fayetteville | | | |
| 4/8 | W, 8-5 | William Jewell | Fayetteville | | | |
| 4/8 | L, 2-8 | William Jewell | Fayetteville | | | |
| 4/15 | L, 1-8 | Memphis | Memphis, Tenn. | | | |
| 4/15 | W, 4-0 | Memphis | Memphis, Tenn. | | | |
| 4/17 | W, 12-9 | Delta State | Cleveland, Miss. | | | |
| 4/22 | W, 8-1 | Pittsburg State | Fayetteville | | | |
| 4/22 | W, 6-2 | Pittsburg State | Fayetteville | | | |
| 4/22 | L, 5-6 | SMS | Springfield, Mo. | | | |
| 4/22 | L, 3-4 | SMS | Springfield, Mo. | | | |
| 4/29 | W, 2-1 | Oklahoma Baptist | Fayetteville | | | |
| 4/29 | W, 6-0 | Oklahoma Baptist | Fayetteville | | | |
| 5/8 | L, 2-13 | Kansas State | Manhattan, Kan. | | | |
| 5/8 | L, 2-3 | Kansas State | Manhattan, Kan. | | | |
| 5/9 | L, 3-6 | Wichita State | Wichita, Kan. | | | |
| 5/9 | W, 8-5 | Emporia State | Emporia, Kan. | | | |
| | L, 4-5 | Emporia State | Emporia, Kan. | | | |

| 1968 (13-11) Wayne Robbins | | | |
|-------------------------------|----------|--------------------|--------------------|
| Date | Result | Opponent | Location |
| 3/23 | L, 0-4 | East Texas Baptist | Marshall, Texas |
| 3/23 | L, 1-2 | East Texas Baptist | Marshall, Texas |
| 3/25 | W, 3-2 | St. Mary's (Texas) | San Antonio, Texas |
| 3/26 | L, 0-1 | Air Force | San Antonio, Texas |
| 3/27 | L, 4-8 | Missouri | San Antonio, Texas |
| 3/28 | L, 2-7 | Texas-Pan American | Edinburg, Texas |
| 3/29 | L, 5-10 | Texas-Pan American | Edinburg, Texas |
| 3/30 | L, 7-19 | Trinity | San Antonio, Texas |
| 4/5 | L, 12-13 | Morningside | Fayetteville |
| 4/6 | W, 29-4 | Morningside | Fayetteville |
| | W, 4-3 | Yankton | Fayetteville |
| | W, 7-2 | Yankton | Fayetteville |
| 4/9 | W, 12-3 | Oklahoma City | Fayetteville |
| | W, 4-3 | Yankton | Fayetteville |
| 4/12 | L, 11-19 | Mississippi State | Starkville, Miss. |
| 4/15 | L, 4-7 | Memphis | Fayetteville |
| 4/15 | W, 13-7 | Memphis | Fayetteville |
| 4/22 | L, 0-12 | Oklahoma Baptist | Fayetteville |
| 4/22 | W, 4-3 | Oklahoma Baptist | Fayetteville |
| 4/27 | W, 8-4 | Pittsburg State | Pittsburg, Kan. |
| 4/27 | W, 3-0 | Pittsburg State | Pittsburg, Kan. |
| | W, 12-9 | SMS | Springfield, Mo. |

| 1969 (18-10) Wayne Robbins | | | |
|-------------------------------|----------|---------------------|----------------------|
| Date | Result | Opponent | Location |
| 3/22 | W, 13-3 | Mississippi College | Clinton, Miss. |
| 3/24 | L, 0-1 | Mississippi College | Clinton, Miss. |
| 3/25 | L, 2-7 | Belhaven | Jackson, Miss. |
| 3/26 | W, 4-2 | Belhaven | Jackson, Miss. |
| 3/27 | W, 4-2 | Belhaven | Jackson, Miss. |
| | L, 0-1 | William Carey | Hattiesburg, Miss. |
| 4/1 | W, 16-4 | Buena Vista | Fayetteville |
| 4/1 | W, 14-1 | Buena Vista | Fayetteville |
| 4/5 | L, 5-12 | Upper Iowa | Fayetteville |
| 4/5 | W, 7-4 | Upper Iowa | Fayetteville |
| 4/5 | W, 4-1 | Upper Iowa | Fayetteville |
| 4/8 | W, 5-2 | Yankton | Fayetteville |
| 4/8 | W, 6-1 | Yankton | Fayetteville |
| 4/12 | L, 0-6 | Memphis | Memphis, Tenn. |
| 4/12 | W, 10-3 | Memphis | Memphis, Tenn. |
| 4/18 | W, 5-2 | Oklahoma Baptist | Shawnee, Okla. |
| 4/19 | W, 2-0 | Oklahoma City | Oklahoma City, Okla. |
| 4/21 | L, 13-14 | TCU | Fort Worth, Texas |
| 4/22 | L, 3-8 | SMU | Dallas, Texas |
| 4/26 | W, 10-6 | Kansas State | Fayetteville |
| 4/26 | L, 4-6 | Kansas State | Fayetteville |
| 4/30 | W, 12-1 | William Jewell | Fayetteville |
| 4/30 | L, 0-4 | William Jewell | Fayetteville |
| 5/3 | W, 3-0 | Evangel | Springfield, Mo. |
| 5/3 | W, 18-0 | Evangel | Springfield, Mo. |
| 5/6 | W, 3-2 | SMS | Fayetteville |
| 5/6 | L, 0-2 | SMS | Fayetteville |

| 1970 (19-13) Norm DeBriyn | | | |
|------------------------------|---------|--------------------|--------------------|
| Date | Result | Opponent | Location |
| | W, 8-1 | St. Mary's (Texas) | San Antonio, Texas |
| 3/23 | L, 6-8 | Texas-Pan American | Edinburg, Texas |
| | L, 7-8 | St. Edwards | Austin, Texas |
| | W, 10-5 | NE Missouri State | San Antonio, Texas |
| 3/25 | L, 5-11 | Texas Lutheran | Seguin, Texas |
| 3/26 | L, 0-1 | St. Mary's (Texas) | San Antonio, Texas |
| 3/28 | L, 1-10 | Minnesota | San Antonio, Texas |
| 3/28 | W, 8-7 | Minnesota | San Antonio, Texas |
| 3/28 | W, 4-3 | Texas-Pan American | Edinburg, Texas |
| 4/4 | W, 5-0 | Nebraska-Kearney | Fayetteville |
| 4/4 | L, 0-4 | Nebraska-Kearney | Fayetteville |
| 4/8 | W, 7-2 | William Jewell | Fayetteville |
| 4/8 | L, 2-3 | William Jewell | Fayetteville |



ALL-TIME RESULTS

| | | | | | | | |
|------|---------|-------------------|-------------------|------|---------|--------------------|----------------------|
| 4/11 | L, 7-8 | Tulsa | Tulsa, Okla. | 3/31 | W, 6-1 | Texas Lutheran | Seguin, Texas |
| 4/13 | W, 9-6 | Oklahoma Baptist | Fayetteville | 4/1 | L, 0-10 | Texas-Pan American | Edinburg, Texas |
| 4/13 | L, 4-9 | Oklahoma Baptist | Fayetteville | 4/1 | L, 0-5 | Texas-Pan American | Edinburg, Texas |
| 4/15 | W, 5-3 | Oklahoma State | Fayetteville | 4/2 | L, 2-5 | Rice | Edinburg, Texas |
| 4/15 | W, 3-1 | Oklahoma State | Fayetteville | 4/3 | L, 3-4 | Rice | Edinburg, Texas |
| 4/18 | W, 6-4 | SMS | Springfield, Mo. | 4/6 | W, 4-3 | Abeline Christian | Fayetteville |
| 4/21 | W, 9-4 | Oklahoma City | Fayetteville | 4/6 | W, 11-1 | Abeline Christian | Fayetteville |
| 4/21 | W, 9-3 | Oklahoma City | Fayetteville | 4/6 | W, 8-1 | Carthage | Fayetteville |
| 4/29 | W, 7-0 | Oral Roberts | Fayetteville | 4/13 | T, 2-2 | Carthage | Fayetteville |
| 4/29 | W, 8-0 | Oral Roberts | Fayetteville | 4/13 | W, 6-2 | SMS | Fayetteville |
| 5/2 | W, 7-6 | Memphis | Memphis, Tenn. | 4/13 | L, 2-3 | SMS | Fayetteville |
| 5/2 | W, 7-3 | Memphis | Memphis, Tenn. | 4/17 | W, 6-0 | Pittsburg State | Fayetteville |
| 5/4 | L, 0-6 | Mississippi State | Starkville, Miss. | 4/17 | W, 11-1 | Pittsburg State | Fayetteville |
| 5/4 | L, 0-1 | Mississippi State | Starkville, Miss. | 4/19 | W, 11-0 | Oklahoma City | Oklahoma City, Okla. |
| 5/8 | L, 6-9 | Vanderbilt | Covington, Tenn. | 4/19 | W, 13-1 | Oklahoma City | Oklahoma City, Okla. |
| 5/11 | L, 1-2 | Oklahoma | Fayetteville | 4/21 | L, 4-6 | Oklahoma State | Stillwater, Okla. |
| 5/11 | W, 5-2 | Oklahoma | Fayetteville | 4/21 | L, 4-7 | Oklahoma State | Stillwater, Okla. |
| 5/12 | W, 10-0 | Evangel | Springfield, Mo. | 4/24 | W, 6-5 | Memphis | Fayetteville |
| 5/12 | W, 6-0 | Evangel | Springfield, Mo. | 4/24 | W, 4-3 | Memphis | Fayetteville |

1971 (23-18)

Norm DeBriyn

| Date | Result | Opponent | Location |
|------|---------|--------------------|--------------------|
| 3/3 | L, 3-4 | Tulsa | Tulsa, Okla. |
| 3/3 | L, 2-18 | Tulsa | Tulsa, Okla. |
| 3/17 | W, 6-2 | Drake | Fayetteville |
| 3/17 | L, 6-7 | Drake | Fayetteville |
| 3/20 | W, 13-3 | Oklahoma Baptist | Shawnee, Okla. |
| 3/20 | L, 2-4 | Oklahoma Baptist | Shawnee, Okla. |
| | W, 8-7 | St. Cloud State | Fayetteville |
| 3/25 | W, 5-1 | Buena Vista | Fayetteville |
| 3/25 | W, 3-2 | Buena Vista | Fayetteville |
| 3/29 | W, 3-2 | Trinity | San Antonio, Texas |
| 3/29 | L, 2-4 | St. Mary's (Texas) | San Antonio, Texas |

| 1972 (16-16) | | | |
|--------------|---------|----------------------------|------------------|
| Norm DeBriyn | | | |
| Date | Result | Opponent | Location |
| 3/8 | W, 8-2 | Lincoln | Fayetteville |
| 3/8 | W, 10-0 | Lincoln | Fayetteville |
| 3/10 | W, 12-4 | William Jewell | Fayetteville |
| 3/11 | W, 3-2 | William Jewell | Fayetteville |
| | L, 3-15 | Tulsa | Fayetteville |
| | L, 3-4 | Tulsa | Fayetteville |
| | L, 4-5 | Northeastern (Okla.) State | Fayetteville |
| | W, 2-0 | Northeastern (Okla.) State | Fayetteville |
| 3/18 | W, 9-4 | Drake | Fayetteville |
| 3/18 | W, 4-2 | Drake | Fayetteville |
| 3/20 | W, 9-6 | St. Cloud State | Fayetteville |
| 3/22 | W, 9-6 | Missouri | Columbia, Mo. |
| 3/22 | L, 1-3 | Missouri | Columbia, Mo. |
| 3/25 | L, 4-8 | Oral Roberts | Tulsa, Okla. |
| 3/25 | W, 2-1 | Oral Roberts | Tulsa, Okla. |
| 3/28 | L, 4-5 | West Texas State | Tulsa, Okla. |
| 3/30 | L, 2-3 | Tulsa | Tulsa, Okla. |
| 3/31 | W, 1-0 | Buena Vista | Tulsa, Okla. |
| 4/1 | L, 0-3 | Tulsa | Tulsa, Okla. |
| 4/1 | L, 3-4 | West Texas State | Tulsa, Okla. |
| 4/2 | L, 3-5 | Tulsa | Tulsa, Okla. |
| 4/6 | L, 2-6 | Southwestern (Okla.) State | Fayetteville |
| 4/7 | W, 8-5 | Missouri Western | Fayetteville |
| 4/7 | W, 4-3 | Missouri Western | Fayetteville |
| 4/11 | W, 5-0 | Pittsburg State | Fayetteville |
| 4/11 | W, 9-0 | Pittsburg State | Fayetteville |
| 4/18 | L, 2-7 | SMS | Springfield, Mo. |
| 4/18 | W, 8-7 | SMS | Springfield, Mo. |
| 4/22 | L, 2-4 | Union | Jackson, Tenn. |
| 4/22 | L, 2-6 | Union | Jackson, Tenn. |
| 5/2 | L, 2-3 | Oklahoma | Norman, Okla. |
| 5/2 | L, 3-4 | Oklahoma | Norman, Okla. |

| | | | |
|------|---------|---------------|------------------------|
| 3/15 | W, 4-2 | SMU* | Fayetteville |
| 3/16 | W, 11-3 | SMU* | Fayetteville |
| 3/16 | W, 6-2 | SMU* | Fayetteville |
| 3/18 | W, 4-2 | Mankato State | Fayetteville |
| 3/18 | L, 3-9 | Mankato State | Fayetteville |
| 3/22 | L, 2-5 | Texas A&M* | College Station, Texas |
| 3/23 | L, 1-15 | Texas A&M* | College Station, Texas |
| 3/23 | L, 0-15 | Texas A&M* | College Station, Texas |
| 3/25 | W, 5-4 | Lamar | Fayetteville |
| 3/27 | W, 1-0 | Oral Roberts | Tulsa, Okla. |
| 3/27 | L, 0-1 | Oral Roberts | Tulsa, Okla. |
| 3/29 | L, 4-19 | Texas* | Fayetteville |
| 3/30 | L, 2-3 | Texas* | Fayetteville |
| 3/30 | W, 8-5 | Texas* | Fayetteville |
| 4/2 | L, 4-5 | Oklahoma City | Oklahoma City, Okla. |
| 4/2 | W, 9-0 | Oklahoma City | Oklahoma City, Okla. |
| 4/6 | L, 5-6 | Rice* | Fayetteville |
| 4/6 | W, 6-3 | Rice* | Fayetteville |
| 4/6 | W, 9-7 | Rice* | Fayetteville |
| 4/9 | W, 9-5 | SMS | Springfield, Mo. |
| 4/9 | W, 10-8 | SMS | Springfield, Mo. |
| 4/12 | L, 2-6 | TCU* | Fort Worth, Texas |
| 4/13 | L, 5-8 | TCU* | Fort Worth, Texas |
| 4/13 | L, 3-5 | TCU* | Fort Worth, Texas |
| 4/15 | W, 6-4 | Evangel | Springfield, Mo. |
| 4/15 | W, 5-3 | Evangel | Springfield, Mo. |
| 4/19 | W, 9-3 | Texas Tech* | Fayetteville |
| 4/20 | W, 15-6 | Texas Tech* | Fayetteville |
| 4/20 | W, 7-6 | Texas Tech* | Fayetteville |
| 4/27 | L, 0-8 | Houston* | Houston, Texas |
| 4/27 | L, 5-6 | Houston* | Houston, Texas |
| 4/27 | L, 3-8 | Houston* | Houston, Texas |

* - SWC Game

1975 (20-22; 8-14 7th SWC)

Norm DeBriyn

| Date | Result | Opponent | Location |
|------|----------|----------------------------|-------------------|
| 3/1 | L, 0-3 | Kansas State | Fayetteville |
| 3/1 | W, 6-1 | Kansas State | Fayetteville |
| 3/2 | L, 4-5 | Kansas State | Fayetteville |
| 3/2 | W, 11-1 | Kansas State | Fayetteville |
| 3/4 | W, 7-6 | Northeastern (Okla.) State | Fayetteville |
| 3/4 | W, 8-6 | Northeastern (Okla.) State | Fayetteville |
| 3/7 | L, 2-11 | Baylor* | Fayetteville |
| 3/8 | W, 5-4 | Baylor* | Fayetteville |
| 3/8 | W, 7-4 | Baylor* | Fayetteville |
| 3/8 | W, 4-1 | SMU* | Dallas, Texas |
| 3/17 | W, 3-2 | Baker | Fayetteville |
| 3/17 | L, 0-2 | Baker | Fayetteville |
| 3/21 | W, 4-1 | Texas A&M* | Fayetteville |
| 3/22 | L, 2-3 | Texas A&M* | Fayetteville |
| 3/22 | L, 0-5 | Texas A&M* | Fayetteville |
| 3/24 | W, 15-6 | Nebraska | Fayetteville |
| 3/24 | W, 10-4 | Nebraska | Fayetteville |
| 3/25 | L, 4-5 | Nebraska | Fayetteville |
| 3/25 | W, 4-2 | Nebraska | Fayetteville |
| 3/29 | L, 1-6 | Texas* | Austin, Texas |
| 3/29 | L, 1-5 | Texas* | Austin, Texas |
| 3/29 | L, 2-3 | Texas* | Austin, Texas |
| 3/3 | W, 9-2 | Northeastern (Okla.) State | Fayetteville |
| 3/3 | W, 4-0 | Northeastern (Okla.) State | Fayetteville |
| 4/4 | W, 5-0 | Rice* | Houston, Texas |
| 4/5 | L, 1-5 | Rice* | Houston, Texas |
| 4/5 | L, 0-9 | Rice* | Houston, Texas |
| 4/8 | L, 7-8 | Southwestern (Okla.) State | Fayetteville |
| 4/8 | L, 4-7 | Southwestern (Okla.) State | Fayetteville |
| 4/11 | L, 8-9 | TCU* | Fort Worth, Texas |
| 4/12 | L, 1-13 | TCU* | Fort Worth, Texas |
| 4/12 | L, 2-4 | TCU* | Fort Worth, Texas |
| 4/15 | W, 5-1 | Oral Roberts | Fayetteville |
| 4/15 | W, 4-2 | Oral Roberts | Fayetteville |
| 4/18 | W, 6-4 | Texas Tech* | Lubbock, Texas |
| 4/19 | L, 5-14 | Texas Tech* | Lubbock, Texas |
| 4/19 | L, 11-13 | Texas Tech* | Lubbock, Texas |
| 4/21 | L, 0-6 | American Christian | Fayetteville |
| 4/21 | L, 1-2 | American Christian | Fayetteville |
| 4/25 | W, 5-1 | Houston* | Houston, Texas |
| 4/26 | W, 3-0 | Houston* | Houston, Texas |
| 4/26 | L, 3-10 | Houston* | Houston, Texas |

* - SWC Game

1976 (31-15-1; 12-12 5th SWC)

Norm DeBriyn

| Date | Result | Opponent | Location |
|------|--------|----------------------------|--------------|
| 2/28 | W, 2-0 | Northeastern (Okla.) State | Fayetteville |
| 2/28 | W, 7-6 | Northeastern (Okla.) State | Fayetteville |



Arkansas' legendary skipper Norm DeBriyn took over the Razorback program in 1970 and built it into a national power over his 33 years at the helm. He won a school-record 1,161 games and three conference titles.

ALL-TIME RESULTS



| | | | |
|------|-------------|-----------------------|----------------|
| 3/5 | L, 4-9 | Houston* | Houston, Texas |
| 3/6 | L, 0-1 | Houston* | Houston, Texas |
| 3/6 | L, 2-3 | Houston* | Houston, Texas |
| 3/10 | W, 11-0 | Baker | Fayetteville |
| 3/11 | W, 9-7 | Baker | Fayetteville |
| 3/12 | W, 7-0 | Missouri Southern | Fayetteville |
| 3/12 | T, 0-0 (12) | Missouri Southern\$ | Fayetteville |
| 3/13 | W, 9-1 | Southwest Baptist | Fayetteville |
| 3/13 | W, 6-1 | Southwest Baptist | Fayetteville |
| 3/14 | W, 6-4 | William Jewell | Fayetteville |
| 3/15 | W, 1-0 | Tulsa | Fayetteville |
| 3/15 | W, 1-0 | Tulsa | Fayetteville |
| 3/19 | W, 5-4 | Texas Tech* | Fayetteville |
| 3/20 | W, 4-3 | Texas Tech* | Fayetteville |
| 3/20 | W, 10-2 | Texas Tech* | Fayetteville |
| 3/22 | W, 6-5 | Luther | Fayetteville |
| 3/22 | W, 13-3 | Luther | Fayetteville |
| 3/23 | W, 2-0 | Mankato State | Fayetteville |
| 3/23 | W, 2-0 | Mankato State | Fayetteville |
| 3/26 | W, 17-2 | SMU* | Dallas, Texas |
| 3/27 | W, 10-1 | SMU* | Dallas, Texas |
| 3/27 | W, 2-1 | SMU* | Dallas, Texas |
| 3/29 | L, 2-5 | Illinois-Edwardsville | Fayetteville |
| 3/29 | W, 7-3 | Illinois-Edwardsville | Fayetteville |
| 3/30 | W, 6-5 | Oral Roberts | Tulsa, Okla. |
| 3/30 | L, 3-6 | Oral Roberts | Tulsa, Okla. |
| 4/2 | W, 7-5 | TCU* | Fayetteville |
| 4/3 | L, 5-6 | TCU* | Fayetteville |
| 4/3 | W, 7-6 | TCU* | Fayetteville |
| 4/6 | W, 11-3 | SMS | Fayetteville |
| 4/6 | W, 8-5 | SMS | Fayetteville |
| 4/9 | L, 0-5 | Baylor* | Waco, Texas |
| 4/10 | L, 0-2 | Baylor* | Waco, Texas |
| 4/10 | L, 2-5 | Baylor* | Waco, Texas |
| 4/16 | W, 4-1 | Rice* | Fayetteville |
| 4/17 | W, 4-1 | Rice* | Fayetteville |
| 4/17 | W, 1-0 | Rice* | Fayetteville |
| 4/23 | L, 1-10 | Texas* | Austin, Texas |
| 4/24 | L, 3-6 | Texas* | Austin, Texas |
| 4/24 | W, 5-2 | Texas* | Austin, Texas |
| 4/27 | W, 2-0 | American Christian | Fayetteville |
| 4/27 | L, 0-1 | American Christian | Fayetteville |
| 4/30 | L, 6-7 | Texas A&M* | Fayetteville |
| 5/1 | L, 1-3 | Texas A&M* | Fayetteville |
| 5/1 | L, 5-7 | Texas A&M* | Fayetteville |

* - SWC Game

\$ - Game called after 12 innings

1977 (33-18; 14-10 4th SWC)

| Date | Result | Opponent | Location |
|------|----------|----------------------------|------------------------|
| 2/19 | W, 11-2 | Northeastern (Okla.) State | Fayetteville |
| 2/19 | W, 5-0 | Northeastern (Okla.) State | Fayetteville |
| 2/22 | W, 7-0 | Oral Roberts | Fayetteville |
| 2/22 | L, 0-2 | Oral Roberts | Fayetteville |
| 2/25 | L, 0-6 | Texas A&M* | College Station, Texas |
| 2/26 | L, 3-4 | Texas A&M* | College Station, Texas |
| 2/26 | L, 0-4 | Texas A&M* | College Station, Texas |
| 3/1 | W, 2-0 | Southwestern (Okla.) State | Fayetteville |
| 3/2 | W, 11-0 | Northeastern (Okla.) State | Fayetteville |
| 3/4 | W, 5-3 | Houston* | Fayetteville |
| 3/5 | W, 2-0 | Houston* | Fayetteville |
| 3/5 | L, 0-5 | Houston* | Fayetteville |
| 3/7 | W, 6-0 | Baker | Fayetteville |
| 3/7 | W, 11-1 | Baker | Fayetteville |
| 3/9 | W, 6-0 | Missouri Southern | Fayetteville |
| 3/9 | W, 7-6 | Missouri Southern | Fayetteville |
| 3/10 | W, 5-1 | William Jewell | Fayetteville |
| 3/10 | W, 2-0 | William Jewell | Fayetteville |
| 3/13 | W, 8-0 | Creighton | Fayetteville |
| 3/14 | W, 4-1 | Iowa State | Fayetteville |
| 3/14 | W, 2-0 | Iowa State | Fayetteville |
| 3/15 | L, 1-2 | Tulsa | Tulsa, Okla. |
| 3/15 | L, 4-6 | Tulsa | Tulsa, Okla. |
| 3/18 | W, 13-10 | Texas Tech* | Lubbock, Texas |
| 3/19 | L, 4-7 | Texas Tech* | Lubbock, Texas |
| 3/19 | W, 14-7 | Texas Tech* | Lubbock, Texas |
| 3/23 | W, 4-3 | Eastern Michigan | Fayetteville |
| 3/23 | W, 8-1 | Eastern Michigan | Fayetteville |
| 3/25 | W, 1-0 | SMU* | Fayetteville |
| 3/26 | W, 4-1 | SMU* | Fayetteville |
| 3/26 | W, 3-1 | SMU* | Fayetteville |
| 4/1 | L, 2-5 | TCU* | Fort Worth, Texas |
| 4/2 | W, 3-0 | TCU* | Fort Worth, Texas |
| 4/2 | W, 6-5 | TCU* | Fort Worth, Texas |
| 4/5 | W, 4-3 | SMS | Fayetteville |

| | | | |
|------|--------|------------|----------------|
| 4/5 | W, 6-3 | SMS | Fayetteville |
| 4/8 | L, 3-5 | Baylor* | Fayetteville |
| 4/9 | W, 5-2 | Baylor* | Fayetteville |
| 4/9 | W, 6-1 | Baylor* | Fayetteville |
| 4/11 | W, 5-2 | Oklahoma | Norman, Okla. |
| 4/11 | L, 3-4 | Oklahoma | Norman, Okla. |
| 4/15 | L, 3-8 | Rice* | Houston, Texas |
| 4/16 | W, 7-1 | Rice* | Houston, Texas |
| 4/16 | W, 9-4 | Rice* | Houston, Texas |
| 4/19 | L, 3-6 | Tulsa | Fayetteville |
| 4/19 | L, 1-6 | Tulsa | Fayetteville |
| 4/22 | L, 1-5 | Texas* | Fayetteville |
| 4/23 | L, 1-7 | Texas* | Fayetteville |
| 4/23 | W, 1-0 | Texas* | Austin, Texas |
| 5/13 | L, 2-5 | Texas A&M! | Austin, Texas |
| 5/14 | L, 1-8 | Texas! | Austin, Texas |

1978 (31-13; 18-6 2nd SWC)

| Date | Result | Opponent | Location |
|------|----------|-----------------------------|------------------|
| 2/17 | W, 5-3 | Missouri Southern | Fayetteville |
| 2/17 | W, 6-0 | Missouri Southern | Fayetteville |
| 2/25 | W, 9-4 | Tulsa | Fayetteville |
| 2/25 | L, 0-10 | Tulsa | Fayetteville |
| 3/3 | W, 5-4 | Texas* | Austin, Texas |
| 3/4 | W, 2-1 | Texas* | Austin, Texas |
| 3/4 | L, 3-18 | Texas* | Austin, Texas |
| 3/6 | W, 7-6 | Northwestern Missouri State | Fayetteville |
| 3/6 | L, 2-4 | Northwestern Missouri State | Fayetteville |
| 3/10 | W, 6-0 | Rice* | Fayetteville |
| 3/11 | W, 1-0 | Rice* | Fayetteville |
| 3/11 | W, 6-0 | Rice* | Fayetteville |
| 3/17 | L, 11-12 | Baylor* | Waco, Texas |
| 3/18 | W, 7-6 | Baylor* | Waco, Texas |
| 3/18 | L, 8-9 | Baylor* | Waco, Texas |
| 3/20 | W, 5-1 | Luther | Fayetteville |
| 3/20 | W, 10-0 | Luther | Fayetteville |
| 3/21 | W, 6-3 | Missouri Western | Fayetteville |
| 3/21 | L, 8-9 | Missouri Western | Fayetteville |
| 3/24 | W, 6-3 | TCU* | Fayetteville |
| 3/25 | W, 4-3 | TCU* | Fayetteville |
| 3/25 | W, 7-2 | TCU* | Fayetteville |
| 3/31 | W, 5-2 | SMU* | Dallas, Texas |
| 4/1 | W, 9-2 | SMU* | Dallas, Texas |
| 4/1 | W, 6-4 | SMU* | Dallas, Texas |
| 4/5 | L, 4-15 | SMS | Springfield, Mo. |
| 4/5 | W, 3-2 | SMS | Springfield, Mo. |
| 4/7 | W, 6-1 | Texas Tech* | Fayetteville |
| 4/8 | W, 13-2 | Texas Tech* | Fayetteville |
| 4/8 | W, 2-1 | Texas Tech* | Fayetteville |
| 4/13 | W, 4-0 | North Texas | Fayetteville |
| 4/13 | W, 12-0 | North Texas | Fayetteville |
| 4/14 | W, 9-0 | North Texas | Fayetteville |
| 4/14 | W, 6-0 | North Texas | Fayetteville |
| 4/21 | W, 6-5 | Houston* | Houston, Texas |
| 4/22 | W, 5-1 | Houston* | Houston, Texas |

| | | | |
|------|---------|------------|----------------|
| 4/22 | L, 4-14 | Houston* | Houston, Texas |
| 4/25 | W, 8-6 | Tulsa | Tulsa, Okla. |
| 4/28 | L, 1-6 | Texas A&M* | Fayetteville |
| 4/29 | L, 0-5 | Texas A&M* | Fayetteville |
| 4/29 | W, 6-5 | Texas A&M* | Fayetteville |
| 5/3 | L, 2-3 | Tulsa | Tulsa, Okla. |
| 5/12 | L, 0-1 | Baylor! | Austin, Texas |
| 5/13 | L, 0-5 | Texas A&M! | Austin, Texas |

* - SWC Game

! - SWC Tournament

1979 (49-15; 19-5 2nd SWC)

| Date | Result | Opponent | Location |
|------|--------------|-------------------|-------------------|
| 2/23 | W, 7-1 | William Jewell | Fayetteville |
| 2/23 | W, 13-2 | William Jewell | Fayetteville |
| 2/27 | W, 5-0 | Missouri Southern | Fayetteville |
| 2/27 | W, 3-2 | Missouri Southern | Fayetteville |
| 3/2 | W, 2-0 | Texas* | Fayetteville |
| 3/3 | L, 2-3 | Texas* | Fayetteville |
| 3/3 | L, 0-1 | Texas* | Fayetteville |
| 3/4 | L, 2-3 | Southern Illinois | Fayetteville |
| 3/4 | L, 5-18 | Southern Illinois | Fayetteville |
| 3/5 | W, 5-0 | Southwest Baptist | Fayetteville |
| 3/5 | W, 9-2 | Southwest Baptist | Fayetteville |
| 3/6 | W, 4-1 | Tulsa | Fayetteville |
| 3/6 | W, 8-1 | Tulsa | Fayetteville |
| 3/9 | W, 6-3 | Rice* | Houston, Texas |
| 3/10 | W, 7-2 | Rice* | Houston, Texas |
| 3/10 | W, 12-3 | Rice* | Houston, Texas |
| 3/16 | W, 12-1 | Baylor* | Fayetteville |
| 3/17 | W, 5-1 | Baylor* | Fayetteville |
| 3/17 | L, 0-4 | Baylor* | Fayetteville |
| 3/19 | W, 13-0 | Missouri Western | Fayetteville |
| 3/19 | W, 7-6 (11) | Missouri Western | Fayetteville |
| 3/23 | W, 7-1 | TCU* | Fort Worth, Texas |
| 3/24 | W, 10-1 | TCU* | Fort Worth, Texas |
| 3/24 | W, 9-4 | TCU* | Fort Worth, Texas |
| 3/26 | W, 6-2 | Eastern Michigan | Fayetteville |
| 3/26 | W, 1-0 | Eastern Michigan | Fayetteville |
| 3/27 | W, 7-4 | Iowa | Fayetteville |
| 3/27 | W, 6-0 | Eastern Michigan | Fayetteville |
| 3/30 | W, 3-1 | SMU* | Fayetteville |
| 3/31 | W, 3-1 | SMU* | Fayetteville |
| 3/31 | W, 9-2 | SMU* | Fayetteville |
| 4/3 | W, 5-1 | SMS | Fayetteville |
| 4/3 | W, 4-3 | SMS | Fayetteville |
| 4/6 | L, 8-9 | Texas Tech* | Lubbock, Texas |
| 4/7 | W, 6-2 | Texas Tech* | Lubbock, Texas |
| 4/7 | W, 12-9 | Texas Tech* | Lubbock, Texas |
| 4/13 | W, 4-0 | South Dakota | Fayetteville |
| 4/13 | W, 7-0 | South Dakota | Fayetteville |
| 4/14 | W, 7-1 | South Dakota | Fayetteville |
| 4/14 | W, 8-1 | South Dakota | Fayetteville |
| 4/17 | L, 2-5 | Oral Roberts | Tulsa, Okla. |
| 4/20 | W, 5-3 | Houston* | Fayetteville |
| 4/21 | W, 3-0 | Houston* | Fayetteville |
| 4/21 | W, 11-10 (8) | Houston* | Fayetteville |

| | | | |
|--------------------------|-------------|----------------------|------------------------|
| 4/27 | L, 0-6 | Texas A&M* | College Station, Texas |
| 4/28 | W, 2-0 (11) | Texas A&M* | College Station, Texas |
| 4/28 | W, 9-1 | Texas A&M* | College Station, Texas |
| | L, 8-9 | Missouri Southern | Joplin, Mo. |
| | W, 8-5 | Missouri Southern | Joplin, Mo. |
| | L, 6-7 | Wichita State | Wichita, Kan. |
| | L, 4-5 | Wichita State | Wichita, Kan. |
| 5/12 | W, 6-1 | Baylor! | Austin, Texas |
| 5/13 | L, 2-6 | Texas! | Austin, Texas |
| 5/14 | W, 6-2 | Texas A&M! | Austin, Texas |
| 5/14 | L, 6-12 | Texas! | Austin, Texas |
| 5/25 | W, 12-11 | George Washington + | Tallahassee, Fla. |
| 5/26 | W, 9-1 | Florida + | Tallahassee, Fla. |
| 5/26 | W, 8-6 | Delaware + | Tallahassee, Fla. |
| 5/27 | W, 4-3 | Delaware + | Tallahassee, Fla. |
| 6/1 | W, 5-4 | Pepperdine# | Omaha, Neb. |
| 6/3 | W, 10-3 | Arizona# | Omaha, Neb. |
| 6/5 | W, 9-4 | Texas# | Omaha, Neb. |
| 6/6 | L, 10-13 | Cal State Fullerton# | Omaha, Neb. |
| 6/8 | L, 1-2 | Cal State Fullerton# | Omaha, Neb. |
| * - SWC Game | | | |
| ! - SWC Tournament | | | |
| + - NCAA East Regional | | | |
| # - College World Series | | | |

* - SWC Game

! - SWC Tournament

+ - NCAA East Regional

- College World Series

1980 (44-22; 15-8 3rd SWC)

| Date | Result | Opponent | Location |
|------|---------|-----------------------------|-----------------|
| 2/15 | W, 9-3 | Texas-Pan American | Edinburg, Texas |
| 2/15 | L, 0-2 | Texas-Pan American | Edinburg, Texas |
| 2/16 | L, 1-3 | Texas-Pan American | Edinburg, Texas |
| 2/16 | L, 0-5 | Texas-Pan American | Edinburg, Texas |
| 2/17 | W, 4-2 | Texas-Pan American | Edinburg, Texas |
| 2/17 | L, 2-3 | Texas-Pan American | Edinburg, Texas |
| 2/22 | W, 15-0 | Missouri Southern | Fayetteville |
| 2/22 | W, 7-0 | Missouri Southern | Fayetteville |
| 2/23 | W, 10-0 | Tulsa | Fayetteville |
| 2/23 | W, 12-0 | Tulsa | Fayetteville |
| 2/29 | W, 2-0 | SMU* | Dallas, Texas |
| 3/1 | L, 1-2 | SMU* | Dallas, Texas |
| 3/1 | L, 1-9 | SMU* | Dallas, Texas |
| 3/7 | W, 2-1 | Texas Tech* | Fayetteville |
| 3/8 | L, 3-5 | Texas Tech* | Fayetteville |
| 3/8 | W, 9-2 | Texas Tech* | Fayetteville |
| 3/9 | W, 6-5 | Southern Illinois | Fayetteville |
| 3/9 | L, 4-8 | Southern Illinois | Fayetteville |
| 3/10 | W, 11-6 | Northwestern Missouri State | Fayetteville |
| 3/10 | W, 7-1 | Northwestern Missouri State | Fayetteville |
| 3/11 | L, 3-7 | Oral Roberts | Fayetteville |
| 3/11 | L, 0-5 | Oral Roberts | Fayetteville |
| 3/12 | W, 10-3 | Southwest Baptist | Fayetteville |
| 3/12 | W, 11-1 | Southwest Baptist | Fayetteville |
| 3/13 | W, 16-2 | Baker | Fayetteville |
| 3/13 | W, 9-4 | Baker | Fayetteville |
| 3/14 | W, 8-4 | Kansas State | Fayetteville |
| 3/14 | W, 8-3 | Kansas State | Fayetteville |
| 3/15 | W, 9-0 | Wisconsin | Fayetteville |
| 3/15 | W, 3-0 | Wisconsin | Fayetteville |



Arkansas' 1979 team made the school's first appearance in the College World Series and finished second.



ALL-TIME RESULTS

| | | | |
|------|-------------|-------------------|------------------------|
| 3/16 | W, 9-0 | Wisconsin | Fayetteville |
| 3/16 | W, 9-0 | Wisconsin | Fayetteville |
| 3/21 | W, 13-6 | Houston* | Houston, Texas |
| 3/22 | W, 4-2 | Houston* | Houston, Texas |
| 3/22 | L, 6-11 | Houston* | Houston, Texas |
| 3/28 | W, 4-2 | Texas A&M* | Fayetteville |
| 3/28 | L, 5-8 | Texas A&M* | Fayetteville |
| 4/1 | W, 2-1 | Centenary | Fayetteville |
| 4/1 | W, 7-5 | Centenary | Fayetteville |
| 4/4 | W, 2-1 | Texas* | Austin, Texas |
| 4/5 | L, 3-15 | Texas* | Austin, Texas |
| 4/5 | W, 8-6 | Texas* | Austin, Texas |
| 4/11 | W, 14-6 | Rice* | Fayetteville |
| 4/12 | W, 5-2 | Rice* | Fayetteville |
| 4/12 | L, 8-9 | Rice* | Fayetteville |
| 4/15 | W, 8-3 | Tulsa | Tulsa, Okla. |
| 4/15 | W, 17-6 | Tulsa | Tulsa, Okla. |
| 4/18 | L, 1-2 | Baylor* | Waco, Texas |
| 4/19 | W, 3-2 | Baylor* | Waco, Texas |
| 4/19 | W, 7-6 | Baylor* | Waco, Texas |
| 4/23 | L, 6-7 (11) | Mississippi State | Greenville, Miss. |
| 4/25 | W, 5-1 | TCU* | Fayetteville |
| 4/26 | W, 3-2 | TCU* | Fayetteville |
| 4/26 | W, 18-17 | TCU* | Fayetteville |
| 4/29 | W, 7-6 | Oklahoma State | Tulsa, Okla. |
| 5/3 | W, 4-2 | Oral Roberts | Tulsa, Okla. |
| 5/4 | L, 2-6 | Wichita State | Wichita, Kan. |
| 5/4 | L, 0-14 | Wichita State | Wichita, Kan. |
| 5/7 | W, 19-10 | Texas A&M! | College Station, Texas |
| 5/8 | L, 4-6 | Texas! | College Station, Texas |
| 5/9 | W, 6-5 | Texas Tech! | College Station, Texas |
| 5/9 | W, 8-7 | Texas! | College Station, Texas |
| 5/10 | L, 4-9 | Texas! | College Station, Texas |
| 5/22 | W, 3-2 | Oral Roberts+ | Tulsa, Okla. |
| 5/23 | L, 0-6 | Missouri+ | Tulsa, Okla. |
| 5/24 | L, 1-7 | California+ | Tulsa, Okla. |

* - SWC Game


! - SWC Tournament

+ - NCAA Midwest Regional

1981 (31-21; 12-9 2nd SWC)

Norm DeBriyn

| Date | Result | Opponent | Location |
|------|-------------|-------------------|------------------------|
| 2/21 | L, 4-5 (11) | Oklahoma State | Fayetteville |
| 2/24 | W, 8-2 | Missouri Southern | Fayetteville |
| 2/24 | W, 7-4 | Missouri Southern | Fayetteville |
| 2/28 | W, 25-5 | Western Michigan | Lakeland, Fla. |
| 3/1 | W, 17-10 | Eastern Michigan | Lakeland, Fla. |
| 3/2 | W, 7-5 | Missouri | Lakeland, Fla. |
| 3/3 | L, 5-7 | Eastern Michigan | Lakeland, Fla. |
| 3/3 | L, 6-8 | Missouri | Lakeland, Fla. |
| 3/4 | L, 3-5 | Florida Southern | Lakeland, Fla. |
| 3/5 | W, 13-3 | Florida Southern | Lakeland, Fla. |
| 3/6 | W, 6-2 | Eastern Michigan | Lakeland, Fla. |
| 3/6 | W, 9-8 | Eastern Michigan | Lakeland, Fla. |
| 3/7 | W, 15-11 | Western Michigan | Lakeland, Fla. |
| 3/10 | L, 3-6 | Oral Roberts | Fayetteville |
| 3/10 | L, 6-11 | Oral Roberts | Fayetteville |
| 3/13 | W, 4-1 | TCU* | Fort Worth, Texas |
| 3/14 | L, 5-6 | TCU* | Fort Worth, Texas |
| 3/14 | L, 5-6 | TCU* | Fort Worth, Texas |
| 3/16 | W, 15-2 | Missouri Western | Fayetteville |
| 3/16 | W, 10-0 | Missouri Western | Fayetteville |
| 3/17 | W, 20-9 | Southwest Baptist | Fayetteville |
| 3/17 | W, 8-3 | Southwest Baptist | Fayetteville |
| 3/20 | W, 11-3 | Baylor* | Fayetteville |
| 3/21 | W, 3-1 | Baylor* | Fayetteville |
| 3/21 | W, 12-0 | Baylor* | Fayetteville |
| 3/27 | W, 3-2 | Rice* | Houston, Texas |
| 3/28 | L, 4-5 | Rice* | Houston, Texas |
| 3/28 | L, 3-4 | Rice* | Houston, Texas |
| 4/3 | W, 7-0 | Texas* | Fayetteville |
| 4/4 | L, 4-5 | Texas* | Fayetteville |
| 4/4 | L, 6-8 | Texas* | Fayetteville |
| 4/10 | W, 4-0 | Texas A&M* | College Station, Texas |
| 4/11 | L, 2-9 | Texas A&M* | College Station, Texas |
| 4/11 | W, 19-6 | Texas A&M* | College Station, Texas |
| 4/17 | L, 3-5 | Houston* | Fayetteville |
| 4/18 | W, 15-4 | Houston* | Fayetteville |
| 4/18 | W, 2-1 | Houston* | Fayetteville |
| 4/24 | W, 13-4 | Texas Tech* | Lubbock, Texas |
| 4/25 | W, 8-5 | Texas Tech* | Lubbock, Texas |
| 4/25 | L, 5-7 | Texas Tech* | Lubbock, Texas |
| 4/27 | W, 6-4 | SMS | Fayetteville |
| 4/27 | L, 3-4 | SMS | Fayetteville |
| 4/29 | L, 6-11 | Mississippi State | Greenville, Miss. |



Kevin McReynolds was the Southwest Conference's first triple crown winner in 1980. He was drafted No. 6 overall by the Padres in 1981 and ended his career at Arkansas leading 12 offensive categories.

| | | | |
|------|---------|--------------|---------------|
| 5/1 | W, 8-6 | Oral Roberts | Tulsa, Okla. |
| 5/2 | L, 1-5 | Oral Roberts | Tulsa, Okla. |
| 5/2 | L, 2-8 | Oral Roberts | Tulsa, Okla. |
| 5/15 | L, 2-7 | Houston! | Austin, Texas |
| 5/16 | W, 5-4 | Rice! | Austin, Texas |
| 5/17 | W, 9-3 | Houston! | Austin, Texas |
| 5/18 | L, 1-11 | Texas! | Austin, Texas |

* - SWC Game

! - SWC Tournament

1982 (40-15-2; 13-8 3rd SWC)

Norm DeBriyn

| Date | Result | Opponent | Location |
|------|-------------|----------------------------|----------------|
| 2/20 | W, 7-2 | Missouri Southern | Fayetteville |
| 2/20 | W, 14-2 | Missouri Southern | Fayetteville |
| 2/26 | W, 5-0 | Northeastern (Okla.) State | Fayetteville |
| 2/26 | W, 7-1 | Northeastern (Okla.) State | Fayetteville |
| 3/2 | L, 0-3 | Southern Illinois | Fayetteville |
| 3/2 | W, 2-1 | Southern Illinois | Fayetteville |
| 3/7 | W, 3-1 | Northwest Missouri State | Fayetteville |
| 3/7 | W, 4-1 | Northwest Missouri State | Fayetteville |
| 3/8 | W, 3-0 | Northwest Missouri State | Fayetteville |
| 3/8 | T, 7-7 | Northwest Missouri State | Fayetteville |
| 3/9 | W, 12-4 | South Dakota | Fayetteville |
| 3/9 | W, 10-0 | South Dakota | Fayetteville |
| 3/13 | W, 3-1 | TCU* | Fayetteville |
| 3/13 | W, 2-1 | TCU* | Fayetteville |
| 3/13 | W, 8-4 | TCU* | Fayetteville |
| 3/14 | W, 11-1 | Missouri Western | Fayetteville |
| 3/15 | W, 11-0 | Missouri Western | Fayetteville |
| 3/15 | W, 7-0 | Missouri Western | Fayetteville |
| 3/16 | W, 5-1 | Evangel | Fayetteville |
| 3/16 | W, 4-1 | Evangel | Fayetteville |
| 3/17 | W, 10-2 | North Dakota State | Fayetteville |
| 3/17 | W, 10-1 | North Dakota State | Fayetteville |
| 3/19 | W, 8-2 | Baylor* | Waco, Texas |
| 3/20 | W, 8-7 | Baylor* | Waco, Texas |
| 3/20 | L, 4-5 (10) | Baylor* | Waco, Texas |
| 3/21 | W, 5-3 | Indiana | Fayetteville |
| 3/26 | T, 4-4 (11) | Rice* | Fayetteville |
| 3/27 | W, 2-1 | Rice* | Fayetteville |
| 3/27 | W, 17-2 | Rice* | Fayetteville |
| 3/28 | W, 6-1 | Rice* | Fayetteville |
| 4/2 | W, 8-1 | Texas* | Austin, Texas |
| 4/3 | L, 5-11 | Texas* | Austin, Texas |
| 4/3 | L, 2-5 | Texas* | Austin, Texas |
| 4/9 | W, 6-5 | Texas A&M* | Fayetteville |
| 4/10 | L, 2-5 | Texas A&M* | Fayetteville |
| 4/10 | W, 16-9 | Texas A&M* | Fayetteville |
| 4/11 | W, 7-2 | Ole Miss | Fayetteville |
| 4/16 | L, 3-7 | Houston* | Houston, Texas |
| 4/17 | L, 0-2 | Houston* | Houston, Texas |
| 4/17 | W, 1-0 (10) | Houston* | Houston, Texas |
| 4/20 | W, 9-8 | SMS | Fayetteville |

| | | | |
|------|---------|-------------------|------------------------|
| 4/20 | W, 6-2 | SMS | Fayetteville |
| 4/23 | W, 7-6 | Texas Tech* | Fayetteville |
| 4/24 | L, 3-4 | Texas Tech* | Fayetteville |
| 4/24 | L, 8-11 | Texas Tech* | Fayetteville |
| 4/28 | L, 7-8 | Mississippi State | Greenville, Miss. |
| 4/30 | W, 4-2 | Dallas Baptist | Fayetteville |
| 4/30 | W, 6-1 | Dallas Baptist | Fayetteville |
| 5/1 | L, 1-3 | Dallas Baptist | Fayetteville |
| 5/1 | W, 7-2 | Dallas Baptist | Fayetteville |
| 5/8 | W, 10-3 | Oral Roberts | Fayetteville |
| 5/8 | L, 1-9 | Oral Roberts | Fayetteville |
| 5/9 | L, 4-9 | Oral Roberts | Tulsa, Okla. |
| 5/9 | W, 10-4 | Oral Roberts | Tulsa, Okla. |
| 5/14 | W, 9-6 | Houston! | College Station, Texas |
| 5/15 | L, 0-8 | Texas! | College Station, Texas |
| 5/16 | L, 8-9 | Houston! | College Station, Texas |

* - SWC Game

! - SWC Tournament

1983 (44-21; 13-8 2nd SWC)

Norm DeBriyn

| Date | Result | Opponent | Location |
|------|-------------|----------------------------|------------------------|
| 2/18 | W, 8-7 | Texas Wesleyan | Fayetteville |
| 2/19 | L, 0-2 | Texas Wesleyan | Fayetteville |
| 2/19 | W, 11-5 | Texas Wesleyan | Fayetteville |
| 2/22 | W, 19-3 | Northeastern (Okla.) State | Fayetteville |
| 2/25 | W, 11-3 | Missouri Southern | Fayetteville |
| 2/25 | W, 8-6 | Missouri Southern | Fayetteville |
| 2/26 | W, 10-1 | Southwest Baptist | Fayetteville |
| 2/26 | W, 8-2 | Southwest Baptist | Fayetteville |
| 3/1 | L, 3-7 | Southern Illinois | Fayetteville |
| 3/1 | W, 6-2 | Southern Illinois | Fayetteville |
| 3/5 | L, 4-11 | Oklahoma | Norman, Okla. |
| 3/5 | W, 14-3 | Oklahoma | Norman, Okla. |
| 3/6 | W, 13-4 | Oklahoma City | Oklahoma City, Okla. |
| 3/6 | W, 7-2 | Oklahoma | Norman, Okla. |
| 3/11 | W, 5-5 | Baylor* | Fayetteville |
| 3/12 | W, 8-3 | Baylor* | Fayetteville |
| 3/12 | L, 2-3 | Baylor* | Fayetteville |
| 3/13 | W, 12-1 | Kansas State | Fayetteville |
| 3/14 | W, 9-4 | Missouri Western | Fayetteville |
| 3/14 | W, 13-2 | Missouri Western | Fayetteville |
| 3/15 | W, 7-5 | Central Missouri State | Fayetteville |
| 3/15 | W, 5-0 | Central Missouri State | Fayetteville |
| 3/16 | W, 12-3 | Central Missouri State | Fayetteville |
| 3/16 | W, 8-1 | Central Missouri State | Fayetteville |
| 3/17 | W, 5-0 | Notre Dame | Fayetteville |
| 3/19 | L, 1-6 | Rice* | Houston, Texas |
| 3/19 | L, 2-3 (12) | Rice* | Houston, Texas |
| 3/20 | W, 7-4 (10) | Rice* | Houston, Texas |
| 3/27 | L, 4-9 | Texas* | Little Rock, Ark. |
| 3/27 | L, 1-6 | Texas* | Little Rock, Ark. |
| 3/27 | L, 9-11 | Texas* | Little Rock, Ark. |
| 4/1 | W, 10-8 | Texas A&M* | College Station, Texas |

| | | | |
|------|---------|-------------------|------------------------|
| 4/2 | W, 3-0 | Texas A&M* | College Station, Texas |
| 4/2 | W, 10-9 | Texas A&M* | College Station, Texas |
| 4/3 | W, 8-5 | Minnesota | Fayetteville |
| 4/10 | W, 1-0 | Houston* | Fayetteville |
| 4/10 | L, 8-12 | Houston* | Fayetteville |
| 4/11 | W, 9-1 | Houston* | Fayetteville |
| 4/16 | W, 7-1 | Texas Tech* | Lubbock, Texas |
| 4/16 | W, 8-7 | Texas Tech* | Lubbock, Texas |
| 4/17 | L, 9-10 | Texas Tech* | Lubbock, Texas |
| 4/19 | W, 6-3 | SMS | Springfield, Mo. |
| 4/19 | L, 2-3 | SMS | Springfield, Mo. |
| 4/23 | W, 4-3 | TCU* | Fort Worth, Texas |
| 4/23 | W, 10-5 | TCU* | Fort Worth, Texas |
| 4/24 | W, 9-3 | TCU* | Fort Worth, Texas |
| 4/26 | L, 9-9 | Mississippi State | Greenville, Miss. |
| 4/27 | W, 5-3 | Mississippi State | Helena, Ark. |
| 4/29 | L, 9-19 | Dallas Baptist | Fort Smith, Ark. |
| 4/30 | W, 8-4 | Dallas Baptist | Fayetteville |
| 4/30 | W, 8-7 | Dallas Baptist | Fayetteville |
| 5/6 | W, 6-3 | Oral Roberts | Fayetteville |
| 5/6 | W, 11-3 | Oral Roberts | Fayetteville |
| 5/7 | L, 3-8 | Oral Roberts | Tulsa, Okla. |
| 5/7 | W, 4-1 | Oral Roberts | Tulsa, Okla. |
| 5/13 | W, 9-8 | Houston! | Austin, Texas |
| 5/14 | L, 2-9 | Texas! | Austin, Texas |
| 5/15 | W, 9-7 | Houston! | Austin, Texas |
| 5/15 | W, 5-4 | Texas! | Austin, Texas |
| 5/16 | L, 0-14 | Texas! | Austin, Texas |
| 5/20 | L, 3-5 | Coastal Carolina | Fayetteville |
| 5/21 | L, 7-13 | Coastal Carolina | Fayetteville |
| 5/21 | W, 6-4 | Coastal Carolina | Fayetteville |
| 5/26 | L, 6-7 | Oral Roberts+ | Stillwater, Okla. |
| 5/27 | L, 3-6 | Wichita State+ | Stillwater, Okla. |

* - SWC Game

! - SWC Tournament

+ - NCAA Midwest Regional

1984 (40-16; 12-9 4th SWC)

Norm DeBriyn

| Date | Result | Opponent | Location |
|------|----------|------------------|----------------|
| 2/17 | W, 6-2 | Texas Wesleyan | Fayetteville |
| 2/18 | W, 9-8 | Texas Wesleyan | Fayetteville |
| 2/18 | W, 13-5 | Texas Wesleyan | Fayetteville |
| 2/25 | W, 3-2 | Eastern Michigan | Lakeland, Fla. |
| 2/26 | L, 10-15 | Western Michigan | Lakeland, Fla. |
| 2/27 | L, 0-4 | Missouri | Lakeland, Fla. |
| 2/29 | W, 8-1 | Eastern Michigan | Lakeland, Fla. |
| 3/1 | W, 13-8 | Western Michigan | Lakeland, Fla. |
| 3/1 | W, 5-1 | Florida Southern | Lakeland, Fla. |
| 3/2 | W, 9-4 | Western Michigan | Lakeland, Fla. |
| 3/2 | W, 4-1 | Eastern Michigan | Lakeland, Fla. |
| 3/10 | W, 3-2 | Indiana State | Fayetteville |
| 3/10 | W, 7-3 | Indiana State | Fayetteville |
| 3/11 | W, 6-3 | Indiana State | Fayetteville |

ALL-TIME RESULTS



| | | | | | | | |
|--------------------|--------------|----------------------|-------------------|----------------------------|----------|----------------------|-------------------|
| 3/13 | W, 18-5 | Illinois | Fayetteville | 4/20 | L, 3-4 | TCU* | Fort Worth, Texas |
| 3/14 | W, 6-5 | Illinois | Fayetteville | 4/20 | W, 12-6 | TCU* | Fort Worth, Texas |
| 3/16 | W, 10-9 | Baylor* | Waco, Texas | 4/26 | L, 6-7 | Baylor* | Fayetteville |
| 3/17 | L, 7-8 | Baylor* | Waco, Texas | 4/27 | W, 5-4 | Baylor* | Fayetteville |
| 3/17 | W, 10-3 | Baylor* | Waco, Texas | 4/27 | L, 8-11 | Baylor* | Fayetteville |
| 3/19 | W, 8-2 | Dallas Baptist | Fayetteville | 4/30 | L, 2-16 | Mississippi State | Greenville, Miss. |
| 3/20 | L, 3-6 | Dallas Baptist | Fayetteville | 5/1 | W, 13-1 | Mississippi State | Little Rock, Ark. |
| 3/20 | W, 3-0 | Dallas Baptist | Fayetteville | 5/3 | W, 10-4 | Kansas | Fayetteville |
| 3/21 | W, 21-0 | Southwest Baptist | Fayetteville | 5/4 | W, 6-5 | Kansas | Fayetteville |
| 3/21 | W, 33-4 | Southwest Baptist | Fayetteville | 5/4 | W, 6-2 | Kansas | Fayetteville |
| 3/22 | W, 6-0 | Eastern Illinois | Fayetteville | 5/6 | W, 14-4 | Oklahoma Christian | Fayetteville |
| 3/22 | W, 16-2 | Eastern Illinois | Fayetteville | 5/9 | W, 6-4 | Oral Roberts | Fayetteville |
| 3/23 | W, 6-2 | School of the Ozarks | Fayetteville | 5/10 | W, 5-1 | Oral Roberts | Fayetteville |
| 3/25 | W, 5-3 | Rice* | Fayetteville | 5/11 | W, 9-5 | Oral Roberts | Tulsa, Okla. |
| 3/25 | W, 6-3 | Rice* | Fayetteville | 5/15 | W, 11-2 | Louisiana-Lafayette! | Fayetteville |
| 3/26 | L, 2-7 | Rice* | Fayetteville | 5/17 | W, 6-4 | Baylor! | Fayetteville |
| 3/30 | L, 2-5 | Texas* | Austin, Texas | 5/18 | W, 9-5 | Texas! | Fayetteville |
| 3/31 | L, 5-7 | Texas* | Austin, Texas | 5/19 | W, 10-6 | Texas! | Fayetteville |
| 3/31 | W, 13-4 | Texas* | Austin, Texas | 5/23 | W, 20-13 | Eastern Kentucky + | Tallahassee, Fla. |
| 4/6 | L, 8-10 | Texas A&M* | Fayetteville | 5/24 | W, 13-9 | George Mason + | Tallahassee, Fla. |
| 4/7 | W, 1-0 | Texas A&M* | Fayetteville | 5/25 | W, 7-6 | Florida State + | Tallahassee, Fla. |
| 4/7 | W, 4-0 | Texas A&M* | Fayetteville | 5/26 | W, 7-5 | Georgia Tech + | Tallahassee, Fla. |
| 4/9 | W, 12-1 | Missouri Southern | Fayetteville | 5/31 | W, 1-0 | South Carolina# | Omaha, Neb. |
| 4/14 | L, 5-6 | Houston* | Houston, Texas | 6/3 | L, 4-5 | Mississippi State# | Omaha, Neb. |
| 4/14 | W, 17-4 | Houston* | Houston, Texas | 6/6 | W, 10-4 | Stanford# | Omaha, Neb. |
| 4/15 | L, 3-4 | Houston* | Houston, Texas | 6/8 | L, 7-8 | Texas# | Omaha, Neb. |
| 4/17 | W, 9-5 | SMS | Fayetteville | * - SWC Game | | | |
| 4/17 | W, 5-1 | SMS | Fayetteville | ! - SWC Tournament | | | |
| 4/20 | L, 6-8 | Texas Tech* | Fayetteville | + - NCAA South II Regional | | | |
| 4/21 | L, 8-9 | Texas Tech* | Fayetteville | # - College World Series | | | |
| 4/21 | W, 9-7 | Texas Tech* | Fayetteville | | | | |
| 4/24 | L, 8-9 | Mississippi State | Greenville, Miss. | | | | |
| 4/25 | W, 10-9 (10) | Mississippi State | Little Rock, Ark. | | | | |
| 4/28 | W, 6-5 | TCU* | Fayetteville | Date | Result | Opponent | Location |
| 4/28 | W, 8-5 | TCU* | Fayetteville | 2/15 | W, 10-0 | North Texas | Fayetteville |
| 4/29 | W, 6-5 (10) | TCU* | Fayetteville | 2/15 | W, 9-0 | North Texas | Fayetteville |
| 5/4 | W, 13-1 | Oral Roberts | Fayetteville | 2/16 | W, 26-1 | North Texas | Fayetteville |
| 5/4 | W, 12-4 | Oral Roberts | Fayetteville | 2/20 | L, 7-8 | Kansas State | Fayetteville |
| 5/5 | L, 8-9 | Oral Roberts | Tulsa, Okla. | 2/22 | L, 7-8 | LSU | Baton Rouge, La. |
| 5/5 | W, 3-1 | Oral Roberts | Tulsa, Okla. | 2/23 | W, 7-6 | LSU | Baton Rouge, La. |
| 5/11 | L, 1-8 | Texas! | Austin, Texas | 2/24 | L, 0-3 | Tulane | New Orleans, La. |
| 5/12 | L, 1-8 | Rice! | Austin, Texas | 2/25 | L, 3-5 | Nicholls State | Thibodaux, La. |
| * - SWC Game | | | | 2/26 | L, 3-5 | Louisiana-Lafayette | Lafayette, La. |
| ! - SWC Tournament | | | | 2/27 | W, 12-2 | Louisiana Tech | Ruston, La. |

| 1985 (51-15; 13-7 3rd SWC) | | | | 1986 (43-17; 15-6 3rd SWC) | | | |
|----------------------------|----------|--------------------------|------------------------|----------------------------|-------------|----------------------------|-------------------|
| Norm DeBriyn | | | | Norm DeBriyn | | | |
| Date | Result | Opponent | Location | Date | Result | Opponent | Location |
| 2/9 | L, 2-5 | Miami (Fla.) | Coral Gables, Fla. | 2/15 | W, 10-0 | North Texas | Fayetteville |
| 2/9 | L, 1-2 | Miami (Fla.) | Coral Gables, Fla. | 2/15 | W, 9-0 | North Texas | Fayetteville |
| 2/10 | L, 0-4 | Miami (Fla.) | Coral Gables, Fla. | 2/16 | W, 26-1 | North Texas | Fayetteville |
| 2/16 | W, 4-0 | Oklahoma City | Fayetteville | 2/20 | L, 7-8 | Kansas State | Fayetteville |
| 2/16 | W, 20-13 | Oklahoma City | Fayetteville | 2/22 | L, 7-8 | LSU | Baton Rouge, La. |
| 2/17 | W, 5-2 | Oklahoma City | Fayetteville | 2/23 | W, 7-6 | LSU | Baton Rouge, La. |
| 2/22 | W, 5-1 | Kansas State | Fayetteville | 2/24 | L, 0-3 | Tulane | New Orleans, La. |
| 2/25 | W, 12-1 | Missouri Southern | Fayetteville | 2/25 | L, 3-5 | Nicholls State | Thibodaux, La. |
| 2/25 | W, 8-3 | Missouri Southern | Fayetteville | 2/26 | L, 3-5 | Louisiana-Lafayette | Lafayette, La. |
| 3/1 | W, 15-4 | Lubbock Christian | Fayetteville | 2/27 | W, 12-2 | Louisiana Tech | Ruston, La. |
| 3/2 | W, 15-1 | Lubbock Christian | Fayetteville | 3/1 | W, 6-2 | Memphis | Little Rock, Ark. |
| 3/2 | W, 4-1 | Lubbock Christian | Fayetteville | 3/8 | W, 6-5 (10) | Wichita State | Fayetteville |
| 3/3 | W, 11-3 | Northwest Missouri State | Fayetteville | 3/9 | L, 1-5 | Indiana State | Fayetteville |
| 3/4 | W, 18-8 | Northeast Missouri State | Fayetteville | 3/9 | W, 2-1 | Indiana State | Fayetteville |
| 3/5 | W, 15-6 | Southeast Oklahoma State | Fayetteville | 3/10 | W, 12-3 | Indiana State | Fayetteville |
| 3/8 | W, 9-7 | Indiana State | Fayetteville | 3/11 | W, 12-0 | Missouri Western | Fayetteville |
| 3/9 | W, 7-2 | Indiana State | Fayetteville | 3/15 | W, 6-0 | Rice* | Fayetteville |
| 3/9 | W, 3-1 | Indiana State | Fayetteville | 3/15 | W, 10-5 | Rice* | Fayetteville |
| 3/17 | W, 8-4 | Rice* | Houston, Texas | 3/15 | W, 15-7 | Rice* | Fayetteville |
| 3/17 | L, 2-13 | Rice* | Houston, Texas | 3/16 | W, 4-0 | Iowa State | Fayetteville |
| 3/18 | W, 10-0 | Missouri Western | Fayetteville | 3/17 | W, 12-5 | Western Illinois | Fayetteville |
| 3/18 | W, 4-0 | Missouri Western | Fayetteville | 3/18 | W, 7-2 | Western Illinois | Fayetteville |
| 3/19 | W, 4-3 | School of the Ozarks | Fayetteville | 3/19 | W, 14-3 | Wisconsin-Osh Kosh | Fayetteville |
| 3/19 | W, 6-0 | School of the Ozarks | Fayetteville | 3/19 | W, 4-3 | Wisconsin-Osh Kosh | Fayetteville |
| 3/22 | W, 5-4 | Texas* | Fayetteville | 3/21 | L, 0-8 | Texas* | Austin, Texas |
| 3/23 | W, 2-1 | Texas* | Fayetteville | 3/22 | W, 3-0 | Texas* | Austin, Texas |
| 3/23 | L, 3-13 | Texas* | Fayetteville | 3/22 | L, 3-12 | Texas* | Austin, Texas |
| 3/26 | L, 1-3 | Oklahoma State | Stillwater, Okla. | 3/23 | W, 18-8 | Evansville | Fayetteville |
| 3/29 | L, 2-6 | Texas A&M* | College Station, Texas | 3/24 | W, 4-0 | Evansville | Fayetteville |
| 3/31 | W, 6-4 | Texas A&M* | College Station, Texas | 3/25 | W, 9-8 | Evansville | Fayetteville |
| 3/31 | W, 15-4 | Texas A&M* | College Station, Texas | 3/28 | L, 0-6 | Texas A&M* | Fayetteville |
| 4/2 | L, 6-14 | Oklahoma State | Fayetteville | 3/29 | W, 10-0 | Texas A&M* | Fayetteville |
| 4/5 | W, 16-12 | Houston* | Fayetteville | 3/29 | L, 2-5 | Texas A&M* | Fayetteville |
| 4/6 | W, 5-4 | Houston* | Fayetteville | 4/1 | L, 9-11 | Oklahoma State | Fayetteville |
| 4/6 | L, 9-10 | Houston* | Fayetteville | 4/4 | W, 15-6 | Houston* | Houston, Texas |
| 4/12 | W, 14-4 | Texas Tech* | Lubbock, Texas | 4/5 | W, 3-2 | Houston* | Houston, Texas |
| 4/13 | W, 14-11 | Texas Tech* | Lubbock, Texas | 4/5 | W, 10-6 | Houston* | Houston, Texas |
| 4/13 | W, 22-5 | Texas Tech* | Lubbock, Texas | 4/8 | W, 6-2 | SMS | Fayetteville |
| 4/16 | W, 6-5 | SMS | Fayetteville | 4/11 | W, 20-3 | Texas Tech* | Fayetteville |
| 4/19 | W, 19-7 | TCU* | Fort Worth, Texas | 4/12 | W, 9-4 | Texas Tech* | Fayetteville |
| | | | | 4/12 | W, 8-3 | Texas Tech* | Fayetteville |
| | | | | 4/15 | L, 7-8 | Oklahoma State | Stillwater, Okla. |
| | | | | 4/18 | W, 13-3 | TCU* | Fayetteville |
| | | | | 4/20 | W, 7-6 | TCU* | Fayetteville |
| | | | | 4/20 | W, 6-5 (10) | TCU* | Fayetteville |
| | | | | 4/21 | W, 15-4 | Northeastern (Okla.) State | Fayetteville |
| | | | | 4/25 | L, 8-10 | Baylor* | Waco, Texas |
| | | | | 4/26 | L, 4-6 | Houston* | Waco, Texas |
| | | | | 4/26 | W, 10-7 | Baylor* | Waco, Texas |
| | | | | 4/30 | W, 4-1 | Missouri Southern | Fayetteville |
| | | | | 5/2 | W, 9-3 | Murray State | Fayetteville |
| | | | | 5/3 | W, 3-2 | Murray State | Fayetteville |
| | | | | 5/8 | W, 7-5 | Oral Roberts | Fayetteville |
| | | | | 5/9 | W, 15-6 | Oral Roberts | Tulsa, Okla. |



Jeff King was the heart of a dangerous Razorback lineup in the mid-1980s. He finished his career as the all-time leader in home runs, RBI, runs scored and total bases. King was the No. 1 overall pick of the Pirates in the 1986 MLB Draft.

| 1987 (51-16-1; 17-4 2nd SWC) | | | | 1988 (51-15-1; 17-4 2nd SWC) | | | |
|------------------------------|-------------|-------------------|------------------------|------------------------------|---------------|--------------------------|------------------------|
| Norm DeBriyn | | | | Norm DeBriyn | | | |
| Date | Result | Opponent | Location | Date | Result | Opponent | Location |
| 2/14 | W, 3-1 | Memphis | Memphis, Tenn. | 5/11 | W, 12-3 | Wichita State | Wichita, Kan. |
| 2/14 | T, 2-2 | Memphis | Memphis, Tenn. | 5/12 | W, 9-8 (12) | Oral Roberts | Tulsa, Okla. |
| 2/21 | W, 21-5 | Memphis | Fayetteville | 5/16 | L, 0-4 | Texas A&M! | College Station, Texas |
| 2/22 | W, 14-7 | Memphis | Fayetteville | 5/22 | W, 4-3 | Oregon State + | Stillwater, Okla. |
| 2/23 | W, 4-3 | Missouri Southern | Fayetteville | 5/23 | L, 0-2 | Stanford + | Stillwater, Okla. |
| 2/23 | W, 13-10 | Missouri Southern | Fayetteville | 5/24 | L, 0-1 | Oregon State + | Stillwater, Okla. |
| 2/25 | L, 4-6 | Hawaii Pacific | Honolulu, Hawaii | * - SWC Game | | | |
| 2/26 | W, 10-7 | Hawaii Pacific | Honolulu, Hawaii | ! - SWC Tournament | | | |
| 2/27 | L, 4-8 | Hawaii | Honolulu, Hawaii | + - NCAA Midwest Regional | | | |
| 2/28 | L, 5-6 (10) | Hawaii | Honolulu, Hawaii | 5/11 | W, 11-2 | Missouri-St. Louis | Fayetteville |
| 3/1 | W, 9-7 (10) | Hawaii | Honolulu, Hawaii | 5/12 | W, 14-2 | Missouri-St. Louis | Fayetteville |
| 3/2 | W, 7-4 | Hawaii | Honolulu, Hawaii | 4/3 | W, 2-0 | Texas Tech* | Lubbock, Texas |
| 3/6 | L, 3-4 | Kansas State | Fayetteville | 4/4 | W, 8-6 | Texas Tech* | Lubbock, Texas |
| 3/7 | W, 12-7 | Kansas State | Fayetteville | 4/4 | W, 9-0 | Texas Tech* | Lubbock, Texas |
| 3/8 | W, 13-4 | North Texas | Fayetteville | 4/7 | W, 16-2 | Evangel | Fayetteville |
| 3/9 | W, 13-3 | Lubbock Christian | Fayetteville | 4/10 | W, 9-7 | TCU* | Fort Worth, Texas |
| 3/10 | W, 20-10 | Saint Louis | Fayetteville | 4/11 | L, 6-7 | TCU* | Fort Worth, Texas |
| 3/11 | W, 9-0 | Saint Louis | Fayetteville | 4/11 | W, 13-7 | TCU* | Fort Worth, Texas |
| 3/11 | W, 15-5 | Saint Louis | Fayetteville | 4/15 | W, 12-11 | Oklahoma | Fayetteville |
| 3/13 | W, 10-3 | Northern Iowa | Fayetteville | 4/17 | W, 5-3 | Baylor* | Fayetteville |
| 3/14 | W, 8-3 | Western Kentucky | Fayetteville | 4/18 | W, 8-0 | Baylor* | Fayetteville |
| 3/15 | W, 5-2 | Western Kentucky | Fayetteville | 4/18 | W, 5-5 | Baylor* | Fayetteville |
| 3/15 | L, 5-11 | Washington State | Fayetteville | 4/20 | W, 12-1 | School of the Ozarks | Fayetteville |
| 3/20 | W, 17-10 | Texas A&M* | College Station, Texas | 4/21 | W, 9-8 | Oklahoma State | Fayetteville |
| 3/21 | W, 8-2 | Texas A&M* | College Station, Texas | 4/24 | W, 4-3 | Rice* | Houston, Texas |
| 3/21 | W, 7-3 | Texas A&M* | College Station, Texas | 4/25 | W, 5-1 | Rice* | Houston, Texas |
| 3/25 | L, 1-8 | Oklahoma State | Stillwater, Okla. | 4/25 | W, 3-0 | Rice* | Houston, Texas |
| 3/27 | L, 3-4 | Houston* | Fayetteville | 4/28 | W, 14-10 | Southeast Oklahoma State | Fayetteville |
| 3/28 | W, 10-3 | Houston* | Fayetteville | 4/29 | W, 20-5 | Missouri Southern | Fayetteville |
| 3/28 | W, 12-6 | Houston* | Fayetteville | 5/1 | L, 5-9 | Texas* | Fayetteville |
| | | | | 5/2 | W, 9-3 | Texas* | Fayetteville |
| | | | | 5/2 | L, 1-4 | Texas* | Fayetteville |
| | | | | 5/7 | W, 14-4 | Oral Roberts | Fayetteville |
| | | | | 5/8 | W, 17-5 | Oral Roberts | Fayetteville |
| | | | | 5/10 | L, 2-10 | Oral Roberts | Tulsa, Okla. |
| | | | | 5/10 | L, 11-12 (10) | Missouri | Columbia, Mo. |
| | | | | 5/15 | W, 4-3 | Texas A&M! | Austin, Texas |
| | | | | 5/17 | L, 3-10 | Texas! | Austin, Texas |
| | | | | 5/17 | W, 14-9 | Houston! | Austin, Texas |
| | | | | 5/18 | L, 2-3 | Texas! | Austin, Texas |
| | | | | 5/22 | W, 10-7 | Middle Tennessee + | Huntsville, Ala. |
| | | | | 5/22 | W, 7-2 | West Virginia + | Huntsville, Ala. |
| | | | | 5/23 | W, 6-5 (10) | Clemson + | Huntsville, Ala. |
| | | | | 5/24 | W, 4-2 | Clemson + | Huntsville, Ala. |
| | | | | 5/30 | L, 6-13 | Texas* | Omaha, Neb. |
| | | | | 5/31 | W, 5-4 | Georgia# | Omaha, Neb. |
| | | | | 6/3 | L, 2-5 | LSU# | Omaha, Neb. |
| | | | | * - SWC Game | | | |
| | | | | ! - SWC Tournament | | | |
| | | | | + - NCAA South I Regional | | | |
| | | | | # - College World Series | | | |



ALL-TIME RESULTS

1988 (39-23; 12-9 3rd SWC)

Norm DeBriyn

| Date | Result | Opponent | Location |
|------|-------------|----------------------------|-------------------|
| 2/13 | W, 12-4 | Missouri Southern | Fayetteville |
| 2/14 | W, 17-5 | Missouri Southern | Fayetteville |
| 2/18 | L, 11-12 | Arizona | Tucson, Ariz. |
| 2/19 | L, 3-4 | Arizona | Tucson, Ariz. |
| 2/20 | W, 7-2 | Arizona | Tucson, Ariz. |
| 2/27 | W, 12-3 | Kansas | Fayetteville |
| 2/27 | W, 19-4 | Kansas | Fayetteville |
| 2/28 | W, 5-3 | Kansas | Fayetteville |
| 3/4 | W, 8-7 | Kansas State | Fayetteville |
| 3/5 | W, 9-5 | Kansas State | Fayetteville |
| 3/6 | W, 10-1 | North Texas | Fayetteville |
| 3/7 | W, 5-4 | North Texas | Fayetteville |
| 3/7 | W, 6-5 | North Texas | Fayetteville |
| 3/9 | W, 6-0 | Benedictine | Fayetteville |
| 3/12 | L, 9-11 | Indiana State | Fayetteville |
| 3/12 | L, 9-13 | Indiana State | Fayetteville |
| 3/13 | W, 7-4 | Nebraska | Fayetteville |
| 3/13 | L, 5-8 | Nebraska | Fayetteville |
| 3/16 | W, 16-3 | Wisconsin-Osh Kosh | Fayetteville |
| 3/18 | W, 4-2 | Louisiana Tech | Shreveport, La. |
| 3/19 | L, 4-5 | Oklahoma State | Shreveport, La. |
| 3/20 | W, 12-2 | Centenary | Shreveport, La. |
| 3/21 | W, 6-0 | Northern Iowa | Fayetteville |
| 3/22 | W, 17-0 | Northern Iowa | Fayetteville |
| 3/22 | W, 15-2 | Northern Iowa | Fayetteville |
| 3/23 | W, 13-5 | Texas Wesleyan | Fayetteville |
| 3/25 | W, 5-0 | Texas A&M* | Fayetteville |
| 3/26 | L, 1-6 | Texas A&M* | Fayetteville |
| 3/26 | L, 6-8 | Texas A&M* | Fayetteville |
| 3/28 | L, 6-9 | Dallas Baptist | Fayetteville |
| 4/1 | L, 2-8 | Houston* | Houston, Texas |
| 4/2 | W, 16-7 | Houston* | Houston, Texas |
| 4/2 | L, 5-6 (10) | Houston* | Houston, Texas |
| 4/5 | W, 13-8 | Evangel | Fayetteville |
| 4/8 | W, 7-6 (10) | Texas Tech* | Fayetteville |
| 4/9 | L, 8-11 | Texas Tech* | Fayetteville |
| 4/9 | W, 5-4 | Texas Tech* | Fayetteville |
| 4/11 | W, 6-5 | Oklahoma State | Stillwater, Okla. |
| 4/12 | L, 3-11 | Oklahoma | Norman, Okla. |
| 4/15 | W, 3-2 | TCU* | Fayetteville |
| 4/16 | L, 1-3 | TCU* | Fayetteville |
| 4/16 | W, 3-2 | TCU* | Fayetteville |
| 4/18 | W, 16-3 | Southwest Baptist | Fayetteville |
| 4/22 | W, 4-2 | Baylor* | Waco, Texas |
| 4/23 | L, 5-7 | Baylor* | Waco, Texas |
| 4/23 | W, 11-10 | Baylor* | Waco, Texas |
| 4/25 | W, 10-5 | Southeastern (Okla.) State | Fayetteville |
| 4/26 | W, 15-13 | Southeastern (Okla.) State | Fayetteville |
| 4/27 | W, 8-6 | Missouri | Fayetteville |
| 5/7 | W, 5-0 | Texas* | Austin, Texas |
| 5/8 | L, 1-8 | Texas* | Austin, Texas |
| 5/8 | L, 2-15 | Texas* | Austin, Texas |
| 5/10 | L, 5-9 | SMS | Springfield, Mo. |
| 5/13 | W, 6-1 | Rice* | Fayetteville |
| 5/14 | W, 10-1 | Rice* | Fayetteville |
| 5/14 | W, 9-8 | Rice* | Fayetteville |
| 5/15 | W, 18-7 | Oral Roberts | Fayetteville |
| 5/16 | L, 3-11 | Oral Roberts | Tulsa, Okla. |
| 5/19 | L, 3-4 | Texas A&M! | Fayetteville |
| 5/20 | L, 1-7 | Texas! | Fayetteville |
| 5/27 | L, 3-8 | Loyola Marymount + | Stillwater, Okla. |
| 5/28 | L, 7-13 | Oklahoma State + | Stillwater, Okla. |

* - SWC Game

! - SWC Tournament

+ - NCAA Midwest Regional

1989 (51-16; 17-4 T-1st SWC)

Norm DeBriyn

| Date | Result | Opponent | Location |
|------|---------|-------------------|----------------|
| 2/19 | W, 5-1 | Wichita State | Fayetteville |
| 2/24 | W, 6-2 | Missouri Southern | Fayetteville |
| 2/25 | W, 3-2 | Kansas | Fayetteville |
| 2/25 | W, 7-0 | Kansas | Fayetteville |
| 2/26 | W, 18-4 | Kansas | Fayetteville |
| 2/28 | W, 8-4 | Kentucky | Lakeland, Fla. |
| 3/1 | W, 2-1 | Penn State | Lakeland, Fla. |
| 3/1 | L, 2-6 | Kentucky | Lakeland, Fla. |
| 3/2 | L, 2-6 | Western Michigan | Lakeland, Fla. |
| 3/3 | W, 8-2 | Eckerd | Lakeland, Fla. |
| 3/4 | W, 15-0 | Western Michigan | Lakeland, Fla. |
| 3/10 | W, 1-0 | Iowa State | Fayetteville |
| 3/11 | W, 9-4 | Iowa State | Fayetteville |
| 3/12 | W, 4-1 | Nebraska | Fayetteville |

| | | | |
|------|--------------|----------------------------|------------------------|
| 3/13 | W, 9-1 | Stephen F. Austin | Fayetteville |
| 3/14 | W, 13-4 | Wisconsin-Osh Kosh | Fayetteville |
| 3/15 | W, 9-4 | Wisconsin-Osh Kosh | Fayetteville |
| 3/17 | W, 3-2 | Northwestern State | Shreveport, La. |
| 3/18 | L, 2-10 | Oklahoma State | Shreveport, La. |
| 3/19 | L, 4-8 | Louisiana-Lafayette | Shreveport, La. |
| 3/20 | W, 14-4 | Northern Iowa | Fayetteville |
| 3/21 | W, 12-1 | Southwest Baptist | Fayetteville |
| 3/22 | W, 14-5 | School of the Ozarks | Fayetteville |
| 3/22 | W, 10-0 | School of the Ozarks | Fayetteville |
| 3/24 | W, 10-1 | Houston* | Fayetteville |
| 3/25 | W, 3-0 | Houston* | Fayetteville |
| 3/25 | W, 8-3 | Houston* | Fayetteville |
| 3/27 | W, 11-3 | St. Olaf | Fayetteville |
| 3/31 | W, 12-0 | Texas Tech* | Lubbock, Texas |
| 4/1 | W, 3-2 | Texas Tech* | Lubbock, Texas |
| 4/1 | W, 6-5 | Texas Tech* | Lubbock, Texas |
| 4/4 | W, 10-4 | Oklahoma State | Stillwater, Okla. |
| 4/5 | W, 6-4 | Evangel | Fayetteville |
| 4/7 | W, 5-4 | TCU* | Fort Worth, Texas |
| 4/8 | W, 8-6 | TCU* | Fort Worth, Texas |
| 4/8 | W, 11-3 | TCU* | Fort Worth, Texas |
| 4/9 | W, 11-1 | Southeastern (Okla.) State | Fayetteville |
| 4/10 | L, 8-10 | Dallas Baptist | Fayetteville |
| 4/11 | W, 7-4 | Missouri | Columbia, Mo. |
| 4/14 | W, 8-4 | Baylor* | Fayetteville |
| 4/15 | W, 9-1 | Baylor* | Fayetteville |
| 4/15 | W, 10-3 | Baylor* | Fayetteville |
| 4/19 | W, 9-8 | Northeastern (Okla.) State | Fayetteville |
| 4/21 | W, 10-2 | Rice* | Houston, Texas |
| 4/22 | L, 1-3 | Rice* | Houston, Texas |
| 4/22 | W, 8-4 | Rice* | Houston, Texas |
| 4/26 | L, 2-3 | Oklahoma | Fayetteville |
| 4/28 | L, 4-5 | Texas* | Fayetteville |
| 4/29 | W, 8-4 | Texas* | Fayetteville |
| 4/29 | W, 14-7 | Texas* | Fayetteville |
| 4/30 | W, 9-4 | Kansas State | Fayetteville |
| 5/1 | L, 2-7 | Kansas State | Fayetteville |
| 5/5 | W, 11-9 (16) | Texas A&M* | College Station, Texas |
| 5/6 | L, 2-3 | Texas A&M* | College Station, Texas |
| 5/7 | L, 0-9 | Texas A&M* | College Station, Texas |
| 5/10 | W, 10-6 | Oklahoma State | Fayetteville |
| 5/18 | L, 3-8 | Texas! | College Station, Texas |
| 5/19 | W, 5-4 | Houston! | College Station, Texas |
| 5/20 | L, 1-9 | Texas! | College Station, Texas |
| 5/25 | L, 5-7 | Le Moyne + | Waterbury, Conn. |
| 5/26 | W, 8-2 | George Washington + | Waterbury, Conn. |
| 5/28 | W, 9-2 | Illinois + | Waterbury, Conn. |
| 5/29 | W, 1-0 | Arizona State + | Waterbury, Conn. |
| 5/29 | W, 6-5 | Le Moyne + | Waterbury, Conn. |
| 6/2 | L, 1-3 | Wichita State# | Omaha, Neb. |
| 6/4 | W, 7-3 | North Carolina# | Omaha, Neb. |
| 6/6 | L, 4-8 | Wichita State# | Omaha, Neb. |

* - SWC Game

! - SWC Tournament

+ - NCAA Midwest Regional

- College World Series

1990 (47-15; 16-5 1st SWC)

Norm DeBriyn

| Date | Result | Opponent | Location |
|------|----------|--------------------------|----------------|
| 2/16 | W, 12-6 | Missouri Southern | Fayetteville |
| 2/17 | W, 2-1 | Kansas State | Fayetteville |
| 2/17 | W, 5-1 | Kansas State | Fayetteville |
| 2/18 | L, 4-5 | Kansas State | Fayetteville |
| 2/24 | L, 4-10 | Kansas | Fayetteville |
| 2/25 | W, 3-2 | Kansas | Fayetteville |
| 3/2 | W, 12-11 | SMS | Fayetteville |
| 3/3 | W, 14-4 | Saint Louis | Fayetteville |
| 3/3 | W, 10-7 | Saint Louis | Fayetteville |
| 3/4 | W, 9-1 | Northwood Institute | Fayetteville |
| 3/8 | W, 17-9 | Northwest Missouri State | Fayetteville |
| 3/9 | W, 8-1 | Wisconsin | Fayetteville |
| 3/9 | L, 4-6 | Wisconsin | Fayetteville |
| 3/10 | W, 9-0 | Wisconsin | Fayetteville |
| 3/10 | W, 16-2 | Wisconsin | Fayetteville |
| 3/12 | W, 5-1 | George Washington | Fresno, Calif. |
| 3/13 | L, 5-6 | BYU | Fresno, Calif. |
| 3/14 | W, 7-4 | Gonzaga | Fresno, Calif. |
| 3/15 | W, 14-0 | Maine | Fresno, Calif. |
| 3/16 | W, 9-2 | Eastern Michigan | Fresno, Calif. |
| 3/17 | W, 6-4 | Fresno State | Fresno, Calif. |
| 3/19 | W, 7-5 | Wisconsin-Osh Kosh | Fayetteville |
| 3/20 | W, 13-2 | Wisconsin-Osh Kosh | Fayetteville |
| 3/21 | W, 6-3 | Louisiana Tech | Fayetteville |
| 3/21 | W, 4-1 | Louisiana Tech | Fayetteville |

| | | | |
|------|-------------|----------------------------|-------------------|
| 3/23 | W, 6-1 | Houston* | Houston, Texas |
| 3/24 | W, 6-4 | Houston* | Houston, Texas |
| 3/24 | L, 0-6 | Houston* | Houston, Texas |
| 3/27 | W, 8-3 | Evangel | Fayetteville |
| 3/30 | W, 6-5 | Texas Tech* | Fayetteville |
| 3/31 | W, 7-6 | Texas Tech* | Fayetteville |
| 3/31 | W, 12-4 | Texas Tech* | Fayetteville |
| 4/1 | W, 4-2 | Indiana State | Fayetteville |
| 4/4 | L, 1-5 | School of the Ozarks | Fayetteville |
| 4/6 | W, 10-3 | TCU* | Fayetteville |
| 4/7 | W, 4-3 | TCU* | Fayetteville |
| 4/7 | W, 7-3 | TCU* | Fayetteville |
| 4/8 | W, 9-5 | Centenary | Fayetteville |
| 4/13 | W, 13-3 | Baylor* | Waco, Texas |
| 4/14 | L, 1-2 | Baylor* | Waco, Texas |
| 4/14 | W, 3-2 | Baylor* | Waco, Texas |
| 4/16 | W, 10-6 | Dallas Baptist | Fayetteville |
| 4/17 | W, 12-5 | Northeastern (Okla.) State | Fayetteville |
| 4/18 | W, 7-2 | SMS | Fayetteville |
| 4/20 | W, 9-1 | Rice* | Fayetteville |
| 4/21 | L, 1-2 (11) | Rice* | Fayetteville |
| 4/21 | W, 6-5 | Rice* | Fayetteville |
| 4/23 | W, 10-3 | Oral Roberts | Fayetteville |
| 4/24 | W, 7-5 | Oklahoma State | Stillwater, Okla. |
| 4/27 | W, 13-11 | Texas* | Austin, Texas |
| 4/28 | L, 3-4 | Texas* | Austin, Texas |
| 4/28 | W, 6-5 | Texas* | Austin, Texas |
| 5/5 | L, 3-4 | Texas A&M* | Fayetteville |
| 5/5 | W, 6-2 | Texas A&M* | Fayetteville |
| 5/6 | W, 13-4 | Texas A&M* | Fayetteville |
| 5/12 | W, 6-4 | Wichita State | Wichita, Kan. |
| 5/13 | L, 0-3 | Wichita State | Wichita, Kan. |
| 5/17 | W, 7-5 | Rice! | Austin, Texas |
| 5/18 | L, 4-11 | Texas! | Austin, Texas |
| 5/19 | L, 1-7 | Houston! | Austin, Texas |
| 5/25 | L, 5-8 | Fordham + | Wichita, Kan. |
| 5/26 | L, 6-7 | Wichita State + | Wichita, Kan. |

* - SWC Game


! - SWC Tournament Game

+ - NCAA Midwest Regional

1991 (40-22; 10-11 T-4th SWC)

Norm DeBriyn

| Date | Result | Opponent | Location |
|------|-------------|----------------------------|--------------|
| 2/12 | W, 6-2 | Northeastern (Okla.) State | Fayetteville |
| 2/15 | W, 7-5 | Missouri Southern | Fayetteville |
| 2/16 | L, 0-6 | Kansas State | Fayetteville |
| 2/16 | W, 3-2 | Kansas State | Fayetteville |
| 2/17 | W, 3-2 (10) | Kansas State | Fayetteville |



Phillip Stidham was a dominating player for the Razorbacks in the late '80s and early '90s. He was a freshman All-American in 1989 and three-time All-SWC selection.

ALL-TIME RESULTS



| | | | | | | | | | | | | | | | |
|--------------|---------|---------------|-------------------|------|---------|-------------------|----------------|------|-------------|--------------|-------------------|------|-------------|----------------|-------------------|
| 4/27 | W, 6-5 | Indiana State | Terre Haute, Ind. | 3/14 | W, 8-7 | Eastern Illinois | Fayetteville | 4/8 | L, 2-5 | Florida* | Gainesville, Fla. | 3/17 | W, 10-3 | Santa Clara | San Jose, Calif. |
| 4/27 | W, 8-3 | Indiana State | Terre Haute, Ind. | 3/14 | W, 7-1 | Eastern Illinois | Fayetteville | 4/9 | L, 7-8 | Florida* | Gainesville, Fla. | 3/18 | W, 12-8 | San Jose State | San Jose, Calif. |
| 4/30 | L, 4-6 | SMS | Springfield, Mo. | 3/15 | L, 3-6 | Memphis | Memphis, Tenn. | 4/10 | L, 2-3 (11) | Florida* | Gainesville, Fla. | 3/19 | W, 7-4 | San Jose State | San Jose, Calif. |
| 5/3 | L, 2-4 | Texas* | Fayetteville | 3/17 | L, 7-8 | Memphis | Memphis, Tenn. | 4/12 | L, 1-3 | Oral Roberts | Tulsa, Okla. | 3/20 | L, 6-18 | Oklahoma State | Stillwater, Okla. |
| 5/4 | L, 2-3 | Texas* | Fayetteville | 3/20 | W, 12-2 | Northern Illinois | Fayetteville | 4/15 | W, 7-6 | Auburn* | Fayetteville | 3/21 | W, 7-0 | Oral Roberts | Tulsa, Okla. |
| 5/4 | W, 4-2 | Texas* | Fayetteville | 3/21 | W, 11-3 | Northern Illinois | Fayetteville | 4/16 | L, 3-6 | Auburn* | Fayetteville | 3/22 | L, 9-22 | Oklahoma State | Fayetteville |
| 5/11 | W, 10-1 | Wichita State | Fayetteville | 3/21 | W, 11-5 | Northern Illinois | Fayetteville | 4/17 | W, 10-0 | Auburn* | Fayetteville | 3/24 | L, 0-7 | Tennessee* | Knoxville, Tenn. |
| 5/12 | W, 6-5 | Wichita State | Fayetteville | 3/23 | W, 8-0 | Oklahoma | Fayetteville | 4/19 | W, 16-7 | SMS | Springfield, Mo. | 3/25 | L, 4-5 (12) | Tennessee* | Knoxville, Tenn. |
| * - SWC Game | | | | 3/24 | W, 8-4 | SMS | Fayetteville | 4/20 | L, 2-12 | Oral Roberts | Fayetteville | 3/26 | L, 4-5 | Tennessee* | Knoxville, Tenn. |

1992 (31-26; 10-13 3rd SEC West)


| | | Norm DeBriyn | | | | | | | | | | | | | |
|------|-------------|------------------------|-----------------|--------------------|-------------|----------------------------|-------------------|-------------------------------------|----------|----------------------------|-------------------|-------------------------------------|-------------|--------------------------|-------------------|
| Date | Result | Opponent | Location | Date | Result | Opponent | Location | Date | Result | Opponent | Location | Date | Result | Opponent | Location |
| 2/14 | W, 12-1 | Missouri Southern | Fayetteville | 3/28 | W, 5-4 (10) | Georgia* | Fayetteville | 4/27 | W, 4-0 | Northeastern (Okla.) State | Fayetteville | 4/2 | L, 6-7 (10) | Vanderbilt* | Fayetteville |
| 2/15 | L, 13-18 | Kansas State | Fayetteville | 3/30 | W, 4-3 | Wichita State | Fayetteville | 4/29 | L, 9-10 | Mississippi State* | Starkville, Miss. | 4/4 | W, 8-2 (11) | Oral Roberts | Tulsa, Okla. |
| 2/15 | W, 13-0 | Kansas State | Fayetteville | 3/31 | W, 13-5 | Oral Roberts | Fayetteville | 4/30 | W, 12-11 | Mississippi State* | Starkville, Miss. | 4/5 | L, 1-5 | Wichita State | Wichita, Kan. |
| 2/16 | W, 19-9 | Kansas State | Fayetteville | 4/3 | L, 11-18 | South Carolina* | Columbia, S.C. | 5/1 | W, 14-4 | Mississippi State* | Starkville, Miss. | 4/7 | W, 5-4 | Florida* | Fayetteville |
| 2/21 | W, 13-5 | Kansas | Fayetteville | 4/3 | L, 1-8 | South Carolina* | Columbia, S.C. | 5/6 | W, 6-5 | Alabama* | Fayetteville | 4/8 | W, 13-5 | Florida* | Fayetteville |
| 2/22 | L, 4-7 | Kansas | Fayetteville | 4/4 | L, 3-5 | South Carolina* | Columbia, S.C. | 5/7 | W, 14-6 | Alabama* | Fayetteville | 4/9 | L, 2-5 | Florida* | Fayetteville |
| 2/23 | L, 1-4 | Kansas | Fayetteville | 4/5 | L, 1-9 | Wichita State | Wichita, Kan. | 5/8 | W, 7-3 | Alabama* | Fayetteville | 4/12 | W, 10-6 | Southeast Missouri State | Fayetteville |
| 2/28 | W, 9-1 | Central Missouri State | Fayetteville | 4/9 | W, 1-0 | Kentucky* | Fayetteville | 5/13 | L, 6-12 | Ole Miss* | Fayetteville | 4/14 | L, 1-7 | Auburn* | Auburn, Ala. |
| 2/29 | W, 6-5 (11) | Northwestern State | Fayetteville | 4/10 | L, 3-9 | Kentucky* | Fayetteville | 5/14 | L, 2-7 | Ole Miss* | Fayetteville | 4/15 | L, 1-3 | Auburn* | Auburn, Ala. |
| 3/1 | W, 7-2 | Northwestern State | Fayetteville | 4/10 | W, 8-4 | Kentucky* | Fayetteville | 5/15 | W, 8-5 | Ole Miss* | Fayetteville | 4/16 | L, 7-11 | Auburn* | Auburn, Ala. |
| 3/4 | W, 15-8 | SMS | Fayetteville | 4/17 | W, 8-7 | Auburn* | Auburn, Ala. | 5/19 | L, 1-3 | Auburn! | Oxford, Miss. | 4/21 | L, 3-10 | LSU* | Fayetteville |
| 3/6 | W, 14-3 | Illinois State | Fayetteville | 4/17 | L, 1-6 | Auburn* | Auburn, Ala. | 5/20 | L, 4-6 | LSU! | Oxford, Miss. | 4/23 | L, 7-13 | LSU* | Fayetteville |
| 3/7 | W, 6-5 (10) | Illinois State | Fayetteville | 4/18 | L, 3-8 | Auburn* | Auburn, Ala. | * - SEC Game | | | | 4/23 | W, 5-3 | LSU* | Fayetteville |
| 3/8 | W, 15-4 | Illinois State | Fayetteville | 4/19 | W, 4-1 | Oklahoma State | Fayetteville | ! - SEC Western Division Tournament | | | | 4/25 | L, 0-5 | Oral Roberts | Tulsa, Okla. |
| 3/12 | L, 1-6 | Gonzaga | Seattle, Wash. | 4/20 | W, 16-1 | Oral Roberts | Tulsa, Okla. | | | | | 4/26 | W, 9-1 | Oral Roberts | Fayetteville |
| 3/13 | L, 4-8 | Washington State | Seattle, Wash. | 4/21 | L, 7-9 | Northeastern (Okla.) State | Fayetteville | | | | | 4/28 | W, 16-1 | Mississippi State* | Fayetteville |
| 3/14 | W, 1-0 | Tennessee | Seattle, Wash. | 4/24 | L, 0-3 | LSU* | Fayetteville | | | | | 4/29 | W, 10-9 | Mississippi State* | Fayetteville |
| 3/15 | W, 8-1 | Pacific Lutheran | Seattle, Wash. | 4/24 | L, 2-4 | LSU* | Fayetteville | | | | | 4/30 | W, 12-7 | Mississippi State* | Fayetteville |
| 3/16 | L, 7-11 | Kansas State | Manhattan, Kan. | 4/25 | L, 2-8 | LSU* | Fayetteville | | | | | 5/2 | W, 5-2 | Northwestern State | Fayetteville |
| 3/17 | L, 5-6 | Kansas | Lawrence, Kan. | 4/26 | L, 1-4 | Oklahoma State | Stillwater, Okla. | | | | | 5/5 | W, 12-4 | Alabama* | Tuscaloosa, Ala. |
| 3/18 | L, 2-3 | Wisconsin-Osh Kosh | Fayetteville | 4/28 | L, 10-11 | SMS | Springfield, Mo. | | | | | 5/6 | W, 9-3 | Alabama* | Tuscaloosa, Ala. |
| 3/21 | W, 1-0 | Georgia* | Athens, Ga. | 5/1 | L, 3-5 | Mississippi State* | Fayetteville | | | | | 5/7 | L, 4-7 | Alabama* | Tuscaloosa, Ala. |
| 3/21 | W, 5-3 | Georgia* | Athens, Ga. | 5/1 | L, 4-6 | Mississippi State* | Fayetteville | | | | | 5/12 | L, 1-3 | Ole Miss* | Oxford, Miss. |
| 3/25 | L, 3-5 | Oral Roberts | Fayetteville | 5/2 | W, 8-3 | Mississippi State* | Fayetteville | | | | | 5/13 | L, 2-11 | Ole Miss* | Oxford, Miss. |
| 3/26 | W, 13-3 | School of the Ozarks | Fayetteville | 5/8 | L, 2-4 | Alabama* | Tuscaloosa, Ala. | | | | | 5/14 | W, 5-4 | Ole Miss* | Oxford, Miss. |
| 3/28 | W, 8-3 | South Carolina* | Fayetteville | 5/8 | W, 8-1 | Alabama* | Tuscaloosa, Ala. | | | | | 5/15 | W, 1-0 | Memphis | Memphis, Tenn. |
| 3/28 | W, 7-2 | South Carolina* | Fayetteville | 5/9 | L, 1-10 | Alabama* | Tuscaloosa, Ala. | | | | | 5/18 | W, 5-2 | Ole Miss! | Starkville, Miss. |
| 3/29 | L, 11-20 | South Carolina* | Fayetteville | 5/12 | W, 5-1 | Lamar | Fayetteville | | | | | 5/19 | W, 5-2 | Alabama! | Starkville, Miss. |
| 3/30 | W, 10-0 | Evangel | Fayetteville | 5/13 | W, 12-10 | Lamar | Fayetteville | | | | | 5/20 | L, 7-8 | Alabama! | Starkville, Miss. |
| 3/31 | L, 4-7 | Oklahoma State | Fayetteville | 5/13 | L, 7-14 | Lamar | Fayetteville | | | | | 5/21 | L, 6-7 | LSU! | Starkville, Miss. |
| 4/4 | L, 6-14 | Kentucky* | Lexington, Ky. | 5/15 | W, 8-7 | Ole Miss* | Oxford, Miss. | | | | | 5/27 | L, 3-10 | Stanford+ | Wichita, Kan. |
| 4/4 | W, 10-9 | Kentucky* | Lexington, Ky. | 5/15 | W, 5-1 | Ole Miss* | Oxford, Miss. | | | | | 5/28 | L, 10-14 | Texas Tech+ | Wichita, Kan. |
| 4/5 | L, 7-10 | Kentucky* | Lexington, Ky. | 5/16 | L, 1-3 | Ole Miss* | Oxford, Miss. | | | | | * - SEC Game | | | |
| 4/7 | W, 5-4 | Wichita State | Wichita, Kan. | 5/20 | W, 5-2 | Mississippi State! | Baton Rouge, La. | | | | | ! - SEC Western Division Tournament | | | |
| 4/8 | L, 4-22 | Wichita State | Wichita, Kan. | 5/21 | L, 1-3 | Auburn! | Baton Rouge, La. | | | | | + - NCAA Midwest I Regional | | | |
| 4/11 | W, 9-7 | Auburn* | Fayetteville | 5/22 | L, 7-13 | LSU! | Baton Rouge, La. | | | | | | | | |
| 4/11 | W, 4-1 | Auburn* | Fayetteville | * - SEC Game | | | | | | | | | | | |
| 4/12 | L, 4-14 | Auburn* | Fayetteville | ! - SEC Tournament | | | | | | | | | | | |

1994 (30-27; 13-13 4th SEC West)

| | | Norm DeBriyn | | | | | |
|------|---------------|----------------------------|-------------------|------|---------------|----------------------------|-------------------|
| Date | Result | Opponent | Location | Date | Result | Opponent | Location |
| 2/11 | L, 3-7 | TCU | Fort Worth, Texas | 2/18 | L, 3-5 | Kansas | Fayetteville |
| 2/12 | L, 4-21 | TCU | Fort Worth, Texas | 2/19 | L, 2-4 | Kansas | Fayetteville |
| 2/13 | L, 4-6 (13) | TCU | Fort Worth, Texas | 2/20 | W, 5-3 | Kansas | Fayetteville |
| 2/18 | L, 3-5 | Kansas | Fayetteville | 2/22 | W, 15-6 | Southwest Baptist | Fayetteville |
| 2/19 | L, 2-4 | Kansas | Fayetteville | 2/25 | W, 22-4 | Kansas State | Fayetteville |
| 2/20 | W, 5-3 | Kansas | Fayetteville | 2/26 | L, 10-11 | Kansas State | Fayetteville |
| 2/22 | W, 15-6 | Southwest Baptist | Fayetteville | 2/27 | W, 4-1 | Kansas State | Fayetteville |
| 2/25 | W, 22-4 | Kansas State | Fayetteville | 3/2 | W, 10-3 | Missouri Southern | Fayetteville |
| 2/26 | L, 10-11 | Kansas State | Fayetteville | 3/4 | W, 13-6 | Southeastern (Okla.) State | Fayetteville |
| 2/27 | W, 4-1 | Kansas State | Fayetteville | 3/5 | W, 11-5 | Centenary | Fayetteville |
| 3/2 | W, 10-3 | Missouri Southern | Fayetteville | 3/6 | W, 13-1 | Centenary | Fayetteville |
| 3/4 | W, 13-6 | Southeastern (Okla.) State | Fayetteville | 3/11 | W, 4-2 | Southern Miss | Fayetteville |
| 3/5 | W, 11-5 | Centenary | Fayetteville | 3/12 | W, 16-9 | Southern Miss | Fayetteville |
| 3/6 | W, 13-1 | Centenary | Fayetteville | 3/13 | L, 8-9 (10) | Southern Miss | Fayetteville |
| 3/11 | W, 4-2 | Southern Miss | Fayetteville | 3/15 | W, 10-5 | Oklahoma State | Fayetteville |
| 3/12 | W, 16-9 | Southern Miss | Fayetteville | 3/16 | W, 7-1 | Memphis | Fayetteville |
| 3/13 | L, 8-9 (10) | Southern Miss | Fayetteville | 3/17 | W, 6-3 | Memphis | Fayetteville |
| 3/15 | W, 10-5 | Oklahoma State | Fayetteville | 3/19 | L, 3-9 | UNLV | Las Vegas, Nev. |
| 3/16 | W, 7-1 | Memphis | Fayetteville | 3/20 | L, 4-7 (11) | UNLV | Las Vegas, Nev. |
| 3/17 | W, 6-3 | Memphis | Fayetteville | 3/21 | L, 7-8 | UNLV | Las Vegas, Nev. |
| 3/19 | L, 3-9 | UNLV | Las Vegas, Nev. | 3/23 | W, 13-9 | Oklahoma State | Stillwater, Okla. |
| 3/20 | L, 4-7 (11) | UNLV | Las Vegas, Nev. | 3/25 | L, 4-8 | Tennessee* | Fayetteville |
| 3/21 | L, 7-8 | UNLV | Las Vegas, Nev. | 3/26 | L, 11-12 (10) | Tennessee* | Fayetteville |
| 3/23 | W, 13-9 | Oklahoma State | Stillwater, Okla. | 3/27 | W, 17-11 | Tennessee* | Fayetteville |
| 3/25 | L, 4-8 | Tennessee* | Fayetteville | 3/30 | L, 7-8 | Oral Roberts | Tulsa, Okla. |
| 3/26 | L, 11-12 (10) | Tennessee* | Fayetteville | 3/31 | W, 7-4 | Oral Roberts | Fayetteville |
| 3/27 | W, 17-11 | Tennessee* | Fayetteville | 4/1 | W, 8-0 | Vanderbilt* | Nashville, Tenn. |
| 3/30 | L, 7-8 | Oral Roberts | Tulsa, Okla. | 4/2 | W, 12-7 | Vanderbilt* | Nashville, Tenn. |
| 3/31 | W, 7-4 | Oral Roberts | Fayetteville | 4/3 | W, 7-5 | Vanderbilt* | Nashville, Tenn. |
| 4/1 | W, 8-0 | Vanderbilt* | Nashville, Tenn. | 4/6 | L, 2-11 | Oklahoma | Norman, Okla. |

1993 (33-26; 11-16 4th SEC West)

| | | Norm DeBriyn | | | | | |
|------|---------|---------------------|--------------------|------|----------|----------------------------|--------------|
| Date | Result | Opponent | Location | Date | Result | Opponent | Location |
| 2/13 | W, 17-1 | Missouri Southern | Fayetteville | 2/18 | L, 3-5 | Kansas | Fayetteville |
| 2/14 | W, 10-5 | Missouri Southern | Fayetteville | 2/19 | L, 2-4 | Kansas | Fayetteville |
| 2/21 | W, 10-1 | Kansas State | Fayetteville | 2/20 | W, 5-3 | Kansas | Fayetteville |
| 2/22 | W, 21-5 | Southwest Baptist | Fayetteville | 2/22 | W, 15-6 | Southwest Baptist | Fayetteville |
| 2/27 | L, 1-3 | Kansas | Fayetteville | 2/25 | W, 22-4 | Kansas State | Fayetteville |
| 2/27 | W, 6-4 | Kansas | Fayetteville | 2/26 | L, 10-11 | Kansas State | Fayetteville |
| 2/28 | W, 9-2 | Kansas | Fayetteville | 2/27 | W, 4-1 | Kansas State | Fayetteville |
| 3/5 | W, 11-4 | Minnesota | Minneapolis, Minn. | 3/2 | W, 10-3 | Missouri Southern | Fayetteville |
| 3/6 | L, 2-3 | Georgia Tech | Minneapolis, Minn. | 3/4 | W, 13-6 | Southeastern (Okla.) State | Fayetteville |
| 3/7 | L, 5-6 | Cal State Fullerton | Minneapolis, Minn. | 3/5 | W, 11-5 | Centenary | Fayetteville |
| 3/13 | W, 8-3 | Eastern Illinois | Fayetteville | 3/6 | W, 13-1 | Centenary | Fayetteville |



Allen Williams was Arkansas' first All-SEC performer, earning the honor in both 1992 and 1994.



ALL-TIME RESULTS



Matt Carnes pitched for the Razorbacks from 1995-97. He set the school record with 301 strikeouts before Nick Schmidt broke his record in 2007.

| 1996 (39-20; 15-15 4th SEC West) | | | | | | | | | |
|----------------------------------|-------------|--------------------------|--------------------|--|----------------------------------|---------------|----------------------------|-------------------|--|
| Date | Result | Opponent | Location | | Date | Result | Opponent | Location | |
| 2/7 | W, 15-2 | Missouri Southern | Fayetteville | | 4/21 | L, 4-9 | LSU* | Baton Rouge, La. | |
| 2/10 | W, 9-6 | Texas-San Antonio | San Antonio, Texas | | 4/24 | W, 18-5 | Oral Roberts | Fayetteville | |
| 2/10 | W, 10-7 | Texas-San Antonio | San Antonio, Texas | | 4/26 | L, 6-8 | Mississippi State* | Starkville, Miss. | |
| 2/11 | W, 18-1 | Texas-San Antonio | San Antonio, Texas | | 4/27 | W, 6-2 | Mississippi State* | Starkville, Miss. | |
| 2/13 | W, 11-9 | Oklahoma City | Fayetteville | | 4/28 | L, 6-10 | Mississippi State* | Starkville, Miss. | |
| 2/16 | W, 13-6 | Northwestern State | Natchitoches, La. | | 5/1 | W, 7-3 | Northeastern (Okla.) State | Fayetteville | |
| 2/17 | W, 14-5 | Northwestern State | Natchitoches, La. | | 5/3 | W, 9-3 | Alabama* | Fayetteville | |
| 2/18 | W, 10-5 | Northwestern State | Natchitoches, La. | | 5/4 | L, 3-7 | Alabama* | Fayetteville | |
| 2/20 | W, 19-7 | Oral Roberts | Fayetteville | | 5/5 | L, 2-3 | Alabama* | Fayetteville | |
| 2/21 | W, 6-0 | SMS | Springfield, Mo. | | 5/10 | W, 18-4 | Ole Miss* | Oxford, Miss. | |
| 2/23 | W, 7-6 (10) | Kansas State | Fayetteville | | 5/11 | L, 2-3 | Ole Miss* | Oxford, Miss. | |
| 2/24 | W, 9-5 | Kansas State | Fayetteville | | 5/12 | W, 8-3 | Ole Miss* | Oxford, Miss. | |
| 2/25 | W, 11-3 | Kansas State | Fayetteville | | 5/15 | L, 5-7 | Kentucky! | Birmingham, Ala. | |
| 2/27 | W, 9-8 | Oklahoma | Fayetteville | | 5/23 | L, 5-6 | Oklahoma State+ | Lubbock, Texas | |
| 3/1 | W, 14-0 | Iowa State | Fayetteville | | 5/24 | L, 5-15 | Southern California+ | Lubbock, Texas | |
| 3/2 | W, 21-5 | Iowa State | Fayetteville | | * - SEC Game | | | | |
| 3/3 | W, 12-2 | Iowa State | Fayetteville | | ! - SEC Tournament | | | | |
| 3/5 | W, 10-5 | Pittsburg State | Fayetteville | | + - NCAA Central II Regional | | | | |
| 3/9 | L, 3-9 | Tennessee* | Fayetteville | | 1997 (36-20; 15-14 5th SEC West) | | | | |
| 3/9 | L, 3-4 | Tennessee* | Fayetteville | | Norm DeBriyn | | | | |
| 3/10 | W, 15-3 | Tennessee* | Fayetteville | | Date | Result | Opponent | Location | |
| 3/13 | W, 5-0 | Wichita State | Fayetteville | | 2/9 | W, 10-6 | Louisiana-Monroe | Fayetteville | |
| 3/15 | L, 2-5 | Vanderbilt* | Fayetteville | | 2/11 | W, 24-1 | Missouri Southern | Fayetteville | |
| 3/16 | W, 6-3 | Vanderbilt* | Fayetteville | | 2/14 | W, 26-6 | Iowa | Arlington, Texas | |
| 3/17 | W, 16-11 | Vanderbilt* | Fayetteville | | 2/15 | L, 6-7 | Kansas State | Arlington, Texas | |
| 3/18 | L, 3-8 | Kansas | Lawrence, Kan. | | 2/16 | W, 11-1 | Texas-Arlington | Arlington, Texas | |
| 3/23 | W, 16-9 | Kentucky* | Lexington, Ky. | | 2/19 | W, 14-6 | Oklahoma City | Fayetteville | |
| 3/23 | L, 5-6 | Kentucky* | Lexington, Ky. | | 2/22 | W, 8-4 | Texas-San Antonio | Fayetteville | |
| 3/24 | W, 7-5 | Kentucky* | Lexington, Ky. | | 2/22 | W, 13-5 | Texas-San Antonio | Fayetteville | |
| 3/26 | W, 8-3 | Southeast Missouri State | Fayetteville | | 2/23 | L, 2-7 | Texas-San Antonio | Fayetteville | |
| 3/29 | W, 8-1 | South Carolina* | Fayetteville | | 2/28 | W, 6-4 | Navy | Millington, Texas | |
| 3/30 | W, 2-1 | South Carolina* | Fayetteville | | 2/28 | L, 5-8 | Notre Dame | Millington, Texas | |
| 3/31 | L, 2-13 | South Carolina* | Fayetteville | | 3/4 | W, 22-6 | Central Missouri State | Fayetteville | |
| 4/2 | W, 3-2 | Oral Roberts | Tulsa, Okla. | | 3/7 | L, 3-5 | Tennessee* | Knoxville, Tenn. | |
| 4/5 | L, 3-7 | Georgia* | Athens, Ga. | | 3/8 | L, 10-13 | Tennessee* | Knoxville, Tenn. | |
| 4/6 | W, 4-3 | Georgia* | Athens, Ga. | | 3/9 | L, 12-13 | Tennessee* | Knoxville, Tenn. | |
| 4/7 | L, 6-7 | Georgia* | Athens, Ga. | | 3/10 | W, 21-11 | Iowa State | Fayetteville | |
| 4/10 | L, 7-8 (10) | Oral Roberts | Tulsa, Okla. | | 3/14 | W, 13-4 | Vanderbilt* | Nashville, Tenn. | |
| 4/13 | W, 9-2 | Auburn* | Fayetteville | | 3/15 | L, 10-13 (12) | Vanderbilt* | Nashville, Tenn. | |
| 4/13 | W, 9-6 | Auburn* | Fayetteville | | 3/16 | W, 18-5 | Vanderbilt* | Nashville, Tenn. | |
| 4/14 | L, 2-4 | Auburn* | Fayetteville | | 3/18 | W, 8-5 | Kansas | Fayetteville | |
| 4/16 | W, 4-2 | Missouri Southern | Fayetteville | | 3/19 | L, 2-8 | Kansas | Fayetteville | |
| 4/19 | W, 3-2 | LSU* | Baton Rouge, La. | | 3/21 | L, 5-11 | Kentucky* | Fayetteville | |
| 4/20 | L, 4-11 | LSU* | Baton Rouge, La. | | 3/22 | W, 9-8 (10) | Kentucky* | Fayetteville | |
| | | | | | 3/23 | W, 11-4 | Kentucky* | Fayetteville | |
| | | | | | 3/25 | W, 5-4 | Northwestern State | Fayetteville | |

| | | | | | | | |
|--------------------|---------------|----------------------------|------------------|------|---------------|--------------------|-------------------|
| 3/26 | W, 13-8 | Northwestern State | Fayetteville | 2/28 | W, 6-5 (10) | LSU | New Orleans, La. |
| 3/28 | W, 11-8 | South Carolina* | Columbia, S.C. | 3/1 | L, 6-13 | New Orleans | New Orleans, La. |
| 3/29 | L, 9-14 | South Carolina* | Columbia, S.C. | 3/4 | W, 9-6 | Oklahoma City | Fayetteville |
| 3/30 | W, 30-7 | South Carolina* | Columbia, S.C. | 3/6 | W, 11-1 | South Carolina* | Fayetteville |
| 4/1 | W, 4-3 | Missouri | Fayetteville | 3/8 | W, 17-16 | South Carolina* | Fayetteville |
| 4/2 | W, 12-8 | Missouri Southern | Fayetteville | 3/10 | W, 9-1 | Baylor | Fayetteville |
| 4/5 | W, 11-2 | Georgia* | Fayetteville | 3/13 | W, 5-3 | Vanderbilt* | Fayetteville |
| 4/5 | W, 15-6 | Georgia* | Fayetteville | 3/14 | W, 10-4 | Vanderbilt* | Fayetteville |
| 4/6 | W, 17-8 | Georgia* | Fayetteville | 3/15 | L, 4-9 | Vanderbilt* | Fayetteville |
| 4/9 | W, 8-0 | Louisiana Tech | Fayetteville | 3/18 | W, 12-7 | Kansas | Lawrence, Kan. |
| 4/9 | W, 3-2 | Louisiana Tech | Fayetteville | 3/20 | L, 5-9 | LSU* | Baton Rouge, La. |
| 4/11 | W, 14-13 (10) | Ole Miss* | Fayetteville | 3/21 | L, 3-6 | LSU* | Baton Rouge, La. |
| 4/12 | W, 12-7 | Ole Miss* | Fayetteville | 3/22 | L, 6-27 | LSU* | Baton Rouge, La. |
| 4/13 | W, 8-6 | Ole Miss* | Fayetteville | 3/24 | W, 4-2 | Central Michigan | Fayetteville |
| 4/15 | W, 8-6 | Missouri | Columbia, Mo. | 3/25 | W, 7-2 | Central Michigan | Fayetteville |
| 4/16 | W, 24-3 | Northeastern (Okla.) State | Fayetteville | 3/27 | W, 12-10 | Ole Miss* | Oxford, Miss. |
| 4/18 | L, 4-11 | Auburn* | Auburn, Ala. | 3/28 | W, 16-8 | Ole Miss* | Oxford, Miss. |
| 4/19 | W, 9-5 | Auburn* | Auburn, Ala. | 3/29 | L, 10-13 | Ole Miss* | Oxford, Miss. |
| 4/20 | L, 3-12 | Auburn* | Auburn, Ala. | 3/31 | W, 19-8 | Louisiana Tech | Fayetteville |
| 4/22 | W, 11-6 | Oral Roberts | Tulsa, Okla. | 4/1 | L, 3-7 | Oklahoma State | Tulsa, Okla. |
| 4/23 | W, 15-5 | Oral Roberts | Fayetteville | 4/3 | W, 11-8 | Alabama* | Fayetteville |
| 4/25 | L, 10-11 | Alabama* | Tuscaloosa, Ala. | 4/4 | L, 1-9 | Alabama* | Fayetteville |
| 4/26 | L, 2-13 | Alabama* | Tuscaloosa, Ala. | 4/5 | L, 3-5 | Alabama* | Fayetteville |
| 4/29 | L, 7-9 (10) | Wichita State | Wichita, Kan. | 4/7 | W, 5-3 | Long Beach State | Fayetteville |
| 5/2 | L, 8-13 | LSU* | Fayetteville | 4/8 | W, 12-9 | Long Beach State | Fayetteville |
| 5/3 | L, 5-11 | LSU* | Fayetteville | 4/10 | L, 2-11 | Auburn* | Fayetteville |
| 5/4 | W, 16-1 | LSU* | Fayetteville | 4/11 | L, 5-6 | Auburn* | Fayetteville |
| 5/9 | W, 8-5 | Mississippi State* | Fayetteville | 4/12 | W, 4-2 | Auburn* | Fayetteville |
| 5/10 | L, 5-13 | Mississippi State* | Fayetteville | 4/15 | W, 19-7 | Oral Roberts | Fayetteville |
| 5/11 | L, 10-17 | Mississippi State* | Fayetteville | 4/17 | W, 11-8 | Tennessee* | Knoxville, Tenn. |
| 5/14 | L, 3-7 | Auburn! | Columbus, Ga. | 4/21 | W, 11-2 | Missouri Southern | Fayetteville |
| * - SEC Game | | | | 4/22 | W, 8-5 | Oral Roberts | Tulsa, Okla. |
| ! - SEC Tournament | | | | 4/24 | W, 17-1 | Kentucky* | Lexington, Ky. |
| | | | | 4/25 | L, 5-15 | Kentucky* | Lexington, Ky. |
| | | | | 4/26 | L, 3-4 | Kentucky* | Lexington, Ky. |
| | | | | 4/28 | W, 16-5 | Wichita State | Fayetteville |
| | | | | 5/1 | L, 6-7 | Florida* | Fayetteville |
| | | | | 5/2 | L, 9-13 | Florida* | Fayetteville |
| | | | | 5/3 | W, 4-3 | Florida* | Fayetteville |
| | | | | 5/8 | W, 14-10 (10) | Mississippi State* | Starkville, Miss. |
| | | | | 5/9 | L, 3-17 | Mississippi State* | Starkville, Miss. |
| | | | | 5/10 | W, 8-3 | Mississippi State* | Starkville, Miss. |
| | | | | 5/13 | W, 8-4 | LSU! | Hoover, Ala. |
| | | | | 5/14 | W, 10-3 | Mississippi State! | Hoover, Ala. |
| | | | | 5/16 | W, 7-3 | Mississippi State! | Hoover, Ala. |
| | | | | 5/17 | L, 5-7 | Auburn! | Hoover, Ala. |
| | | | | 5/21 | L, 4-8 | Arizona State+ | Wichita, Kan. |

1998 (38-21; 13-14 5th SEC West)


| Date | Result | Opponent | Location |
|------|---------------|--------------------|--------------------|
| 2/11 | W, 24-5 | Missouri Southern | Fayetteville |
| 2/14 | W, 4-1 | Texas-San Antonio | San Antonio, Texas |
| 2/15 | W, 10-5 | Texas-San Antonio | San Antonio, Texas |
| 2/18 | W, 13-4 | Pittsburg State | Fayetteville |
| 2/20 | W, 16-0 | Eastern Illinois | Fayetteville |
| 2/21 | L, 4-5 | Eastern Illinois | Fayetteville |
| 2/22 | W, 8-1 | Eastern Illinois | Fayetteville |
| 2/23 | W, 20-2 | Southwest Baptist | Fayetteville |
| 2/24 | L, 2-4 | SMS | Fayetteville |
| 2/27 | W, 9-0 | Tulane | New Orleans, La. |
| 5/1 | L, 6-7 | Florida* | Fayetteville |
| 5/2 | L, 9-13 | Florida* | Fayetteville |
| 5/3 | W, 4-3 | Florida* | Fayetteville |
| 5/8 | W, 14-10 (10) | Mississippi State* | Starkville, Miss. |
| 5/9 | L, 3-17 | Mississippi State* | Starkville, Miss. |
| 5/10 | W, 8-3 | Mississippi State* | Starkville, Miss. |
| 5/13 | W, 8-4 | LSU! | Hoover, Ala. |
| 5/14 | W, 10-3 | Mississippi State! | Hoover, Ala. |
| 5/16 | W, 7-3 | Mississippi State! | Hoover, Ala. |
| 5/17 | L, 5-7 | Auburn! | Hoover, Ala. |
| 5/21 | L, 4-8 | Arizona State+ | Wichita, Kan. |



Ryan Lundquist is Arkansas' single-season home run leader with 24 during the 1997 season.

A

| Norm DeBrynn | | | |
|--------------|----------|---------------------|--------------------|
| Date | Result | Opponent | Location |
| 2/4 | W, 25-6 | Missouri Southern | Fayetteville |
| 2/9 | L, 6-7 | Texas-San Antonio | San Antonio, Texas |
| 2/10 | L, 2-4 | Texas-San Antonio | San Antonio, Texas |
| 2/11 | W, 4-1 | Texas-San Antonio | San Antonio, Texas |
| 2/17 | W, 12-4 | Long Beach State | Fayetteville |
| 2/18 | W, 6-3 | Long Beach State | Fayetteville |
| 2/21 | W, 14-4 | Oklahoma City | Fayetteville |
| 2/23 | W, 6-2 | Eastern Illinois | Fayetteville |
| 2/25 | W, 10-4 | Eastern Illinois | Fayetteville |
| 2/25 | W, 17-8 | Eastern Illinois | Fayetteville |
| 2/27 | L, 4-8 | Northwestern State | Fayetteville |
| 3/2 | L, 0-6 | Minnesota | Minneapolis, Minn. |
| 3/3 | W, 6-4 | San Diego State | Minneapolis, Minn. |
| 3/4 | L, 2-8 | Miami (Fla.) | Minneapolis, Minn. |
| 3/6 | L, 1-4 | Evanville | Fayetteville |
| 3/7 | W, 5-1 | Evanville | Fayetteville |
| 3/9 | L, 5-16 | South Carolina * | Columbia, S.C. |
| 3/10 | L, 4-7 | South Carolina * | Columbia, S.C. |
| 3/11 | L, 3-9 | South Carolina * | Columbia, S.C. |
| 3/13 | L, 0-5 | Wichita State | Wichita, Kan. |
| 3/16 | W, 8-5 | Georgia * | Fayetteville |
| 3/17 | W, 20-3 | Georgia * | Fayetteville |
| 3/18 | L, 6-7 | Georgia * | Fayetteville |
| 3/20 | W, 2-0 | Kansas State | Shreveport, La. |
| 3/20 | L, 1-12 | Louisiana Tech | Shreveport, La. |
| 3/21 | W, 5-0 | Centenary | Shreveport, La. |
| 3/23 | L, 4-7 | Florida * | Gainesville, Fla. |
| 3/24 | L, 4-8 | Florida * | Gainesville, Fla. |
| 3/25 | L, 1-4 | Florida * | Gainesville, Fla. |
| 3/27 | W, 6-5 | Kansas | Fayetteville |
| 3/30 | W, 6-5 | Mississippi State * | Fayetteville |
| 3/31 | L, 3-9 | Mississippi State * | Fayetteville |
| 4/1 | L, 2-10 | Mississippi State * | Fayetteville |
| 4/3 | L, 9-10 | SMS | Springfield, Mo. |
| 4/6 | W, 3-2 | Ole Miss * | Fayetteville |
| 4/7 | L, 6-11 | Ole Miss * | Fayetteville |
| 4/8 | W, 10-3 | Ole Miss * | Fayetteville |
| 4/10 | W, 5-4 | Oklahoma | Norman, Okla. |
| 4/13 | L, 1-10 | Auburn * | Auburn, Ala. |
| 4/14 | L, 4-11 | Auburn * | Auburn, Ala. |
| 4/15 | L, 5-10 | Auburn * | Auburn, Ala. |
| 4/17 | W, 4-2 | Oral Roberts | Tulsa, Okla. |
| 4/20 | L, 7-8 | Tennessee * | Knoxville, Tenn. |
| 4/21 | L, 3-6 | Tennessee * | Knoxville, Tenn. |
| 4/22 | W, 14-1 | Tennessee * | Knoxville, Tenn. |
| 4/24 | L, 5-6 | Oklahoma State | Tulsa, Okla. |
| 4/27 | L, 4-5 | Kentucky * | Lexington, Ky. |
| 4/28 | W, 16-11 | Kentucky * | Lexington, Ky. |
| 4/29 | W, 9-5 | Kentucky * | Lexington, Ky. |
| 5/1 | W, 10-0 | Oral Roberts | Fayetteville |



RAZORBACK



ALL-TIME RESULTS



Dave Van Horn took over the Arkansas program in 2003 and boasts a 405-223 record with the Razorbacks.

| | | | |
|--------------|---------|----------|------------------|
| 5/4 | W, 8-1 | LSU* | Fayetteville |
| 5/5 | W, 5-4 | LSU* | Fayetteville |
| 5/6 | W, 4-3 | LSU* | Fayetteville |
| 5/11 | L, 6-11 | Alabama* | Tuscaloosa, Ala. |
| 5/12 | L, 9-10 | Alabama* | Tuscaloosa, Ala. |
| 5/13 | L, 6-8 | Alabama* | Tuscaloosa, Ala. |
| * - SEC Game | | | |

2002 (35-28; 13-14 5th SEC West)

Norm DeBriyn

| Date | Result | Opponent | Location |
|------|---------------|--------------------|--------------------|
| 2/11 | W, 13-1 | Missouri Southern | Fayetteville |
| 2/12 | W, 5-4 | Oklahoma City | Fayetteville |
| 2/15 | W, 18-1 | Air Force | Arlington, Texas |
| 2/16 | L, 2-3 | SMS | Arlington, Texas |
| 2/17 | W, 7-1 | Texas-Arlington | Arlington, Texas |
| 2/22 | L, 1-7 | Long Beach State | Long Beach, Calif. |
| 2/23 | L, 0-4 | Long Beach State | Long Beach, Calif. |
| 2/24 | W, 5-3 | Long Beach State | Long Beach, Calif. |
| 2/27 | W, 7-1 | Missouri Valley | Fayetteville |
| 3/5 | W, 10-1 | SMS | Fayetteville |
| 3/8 | W, 5-2 | McNeese State | Fayetteville |
| 3/9 | L, 9-14 | McNeese State | Fayetteville |
| 3/10 | L, 1-4 | McNeese State | Fayetteville |
| 3/12 | L, 1-7 | Oklahoma | Norman, Okla. |
| 3/15 | L, 3-10 | Georgia* | Athens, Ga. |
| 3/16 | L, 4-8 | Georgia* | Athens, Ga. |
| 3/17 | W, 16-12 (10) | Georgia* | Athens, Ga. |
| 3/19 | W, 11-10 | Missouri | Columbia, Mo. |
| 3/20 | W, 6-4 | Saint Louis | St. Louis, Mo. |
| 3/22 | L, 5-9 | Alabama* | Fayetteville |
| 3/23 | W, 10-0 | Alabama* | Fayetteville |
| 3/24 | L, 1-4 | Alabama* | Fayetteville |
| 3/26 | W, 16-4 | Centenary | Fayetteville |
| 3/27 | W, 10-2 | Centenary | Fayetteville |
| 3/30 | L, 3-4 | Vanderbilt* | Nashville, Tenn. |
| 4/3 | W, 7-4 | SMS | Springfield, Mo. |
| 4/5 | W, 7-4 | South Carolina* | Fayetteville |
| 4/6 | W, 8-7 (15) | South Carolina* | Fayetteville |
| 4/9 | W, 9-6 | Oklahoma | Fayetteville |
| 4/12 | L, 4-17 | Mississippi State* | Starkville, Miss. |
| 4/13 | W, 7-3 | Mississippi State* | Starkville, Miss. |
| 4/14 | L, 4-6 | Mississippi State* | Starkville, Miss. |
| 4/16 | W, 14-0 | Oral Roberts | Tulsa, Okla. |
| 4/17 | W, 5-1 | Pittsburg State | Fayetteville |
| 4/19 | L, 9-14 | Tennessee* | Fayetteville |
| 4/20 | W, 7-6 (12) | Tennessee* | Fayetteville |
| 4/21 | W, 9-2 | Tennessee* | Fayetteville |
| 4/23 | L, 2-3 | Wichita State | Fayetteville |
| 4/26 | L, 0-3 | LSU* | Baton Rouge, La. |

| | | | |
|------|---------|--------------------------|------------------|
| 4/27 | L, 0-8 | LSU* | Baton Rouge, La. |
| 4/28 | L, 5-13 | LSU* | Baton Rouge, La. |
| 4/30 | W, 6-3 | Oral Roberts | Fayetteville |
| 5/1 | L, 7-10 | SMS | Fayetteville |
| 5/3 | W, 5-1 | Kentucky* | Fayetteville |
| 5/4 | L, 2-5 | Kentucky* | Fayetteville |
| 5/5 | L, 0-1 | Kentucky* | Fayetteville |
| 5/10 | W, 5-4 | Ole Miss* | Oxford, Miss. |
| 5/11 | W, 11-5 | Ole Miss* | Oxford, Miss. |
| 5/12 | W, 10-8 | Ole Miss* | Oxford, Miss. |
| 5/14 | L, 1-5 | Southeast Missouri State | Fayetteville |
| 5/15 | L, 4-5 | Southeast Missouri State | Fayetteville |
| 5/17 | W, 18-5 | Auburn* | Fayetteville |
| 5/18 | L, 3-7 | Auburn* | Fayetteville |

| | | | |
|------|---------|-----------------|---------------|
| 5/19 | W, 4-1 | Auburn* | Fayetteville |
| 5/22 | L, 1-10 | South Carolina! | Hoover, Ala. |
| 5/23 | W, 7-3 | Auburn! | Hoover, Ala. |
| 5/24 | L, 1-4 | South Carolina! | Hoover, Ala. |
| 5/31 | W, 8-5 | Oklahoma+ | Wichita, Kan. |
| 6/1 | W, 7-6 | Oral Roberts+ | Wichita, Kan. |
| 6/2 | W, 11-6 | Oral Roberts+ | Wichita, Kan. |
| 6/7 | W, 9-6 | Clemson\$ | Clemson, S.C. |
| 6/8 | L, 7-8 | Clemson\$ | Clemson, S.C. |
| 6/9 | L, 4-7 | Clemson\$ | Clemson, S.C. |

* - SEC Game

! - SEC Tournament

+ - NCAA Wichita Regional

\$ - NCAA Clemson Super Regional

| | | | |
|------|-------------|-------------------|------------------|
| 4/12 | W, 17-7 | Vanderbilt* | Fayetteville |
| 4/13 | W, 8-5 | Vanderbilt* | Fayetteville |
| 4/15 | W, 8-2 | Oral Roberts | Tulsa, Okla. |
| 4/18 | W, 9-7 | Auburn* | Auburn, Ala. |
| 4/19 | W, 11-6 | Auburn* | Auburn, Ala. |
| 4/20 | L, 2-5 | Auburn* | Auburn, Ala. |
| 4/22 | L, 5-6 (10) | Wichita State | Wichita, Kan. |
| 4/25 | L, 2-10 | Alabama* | Tuscaloosa, Ala. |
| 4/26 | L, 3-6 | Alabama* | Tuscaloosa, Ala. |
| 4/27 | L, 2-14 | Alabama* | Tuscaloosa, Ala. |
| 4/29 | W, 7-3 | Missouri Southern | Fayetteville |
| 5/2 | L, 2-5 | Ole Miss* | Fayetteville |
| 5/3 | W, 7-6 | Ole Miss* | Fayetteville |
| 5/4 | W, 6-3 | Ole Miss* | Fayetteville |

2003 (35-22; 14-16 6th SEC West)

Dave Van Horn

| Date | Result | Opponent | Location |
|------|-------------|--------------------|-----------------|
| 2/11 | W, 9-5 | Creighton | Fayetteville |
| 2/14 | W, 5-1 | Eastern Illinois | Fayetteville |
| 2/15 | W, 17-3 | Eastern Illinois | Fayetteville |
| 2/21 | W, 8-1 | Navy | Memphis, Tenn. |
| 2/23 | W, 10-9 | Memphis | Memphis, Tenn. |
| 3/1 | W, 8-7 (11) | Illinois-Chicago | Fayetteville |
| 3/1 | W, 6-4 | Illinois-Chicago | Fayetteville |
| 3/2 | W, 13-2 | Illinois-Chicago | Fayetteville |
| 3/4 | W, 6-2 | Western Michigan | Fayetteville |
| 3/5 | W, 4-3 | Western Michigan | Fayetteville |
| 3/7 | L, 8-9 | Kansas State | Manhattan, Kan. |
| 3/9 | W, 12-4 | Kansas State | Fayetteville |
| 3/10 | W, 4-3 | Kansas State | Fayetteville |
| 3/10 | W, 18-5 | Kansas State | Fayetteville |
| 3/11 | W, 2-1 | Kansas | Fayetteville |
| 3/14 | L, 2-7 | South Carolina* | Columbia, S.C. |
| 3/16 | W, 2-1 | South Carolina* | Columbia, S.C. |
| 3/16 | W, 4-1 | South Carolina* | Columbia, S.C. |
| 3/19 | W, 14-9 | Centenary | Shreveport, La. |
| 3/19 | W, 19-7 | Louisiana Tech | Shreveport, La. |
| 3/21 | L, 3-4 (10) | Mississippi State* | Fayetteville |
| 3/22 | L, 3-8 | Mississippi State* | Fayetteville |
| 3/23 | L, 1-5 | Mississippi State* | Fayetteville |
| 3/25 | W, 5-4 | SMS | Fayetteville |
| 3/28 | W, 9-2 | Kentucky* | Lexington, Ky. |
| 3/29 | W, 2-1 | Kentucky* | Lexington, Ky. |
| 3/30 | W, 10-9 | Kentucky* | Lexington, Ky. |
| 4/1 | W, 9-3 | Oral Roberts | Fayetteville |
| 4/4 | W, 9-4 | Georgia* | Fayetteville |
| 4/5 | W, 14-3 | Georgia* | Fayetteville |
| 4/6 | L, 4-10 | Georgia* | Fayetteville |
| 4/11 | L, 4-6 | Vanderbilt* | Fayetteville |

| | | | |
|------|-------------|------------|------------------|
| 5/10 | L, 1-8 | Tennessee* | Knoxville, Tenn. |
| 5/11 | L, 3-4 (11) | Tennessee* | Knoxville, Tenn. |
| 5/16 | L, 3-11 | LSU* | Fayetteville |
| 5/17 | W, 6-5 (10) | LSU* | Fayetteville |
| 5/18 | L, 2-6 | LSU* | Fayetteville |
| 5/22 | L, 4-5 | LSU! | Hoover, Ala. |
| 5/23 | L, 7-8 (11) | Ole Miss! | Hoover, Ala. |
| 5/30 | L, 2-3 | Lamar+ | Austin, Texas |
| 5/31 | W, 10-7 | Bucknell+ | Austin, Texas |
| 5/31 | L, 6-7 (11) | Lamar+ | Austin, Texas |

* - SEC Game
! - SEC Tournament
+ - NCAA Austin Regional

2004 (45-24; 19-11 1st SEC West; SEC Champions)

Dave Van Horn

| Date | Result | Opponent | Location |
|------|---------|--------------------|------------------------|
| 2/13 | W, 2-0 | Louisiana Tech | Fayetteville |
| 2/14 | W, 22-2 | Louisiana Tech | Fayetteville |
| 2/15 | W, 13-2 | Louisiana Tech | Fayetteville |
| 2/20 | W, 14-7 | St. John's | Fayetteville |
| 2/21 | W, 6-5 | St. John's | Fayetteville |
| 2/22 | W, 14-3 | St. John's | Fayetteville |
| 2/24 | W, 7-1 | McNeese State | Fayetteville |
| 2/25 | W, 7-2 | McNeese State | Fayetteville |
| 2/27 | L, 1-3 | New Mexico | College Station, Texas |
| 2/27 | L, 5-7 | Texas A&M | College Station, Texas |
| 2/28 | W, 13-3 | New Mexico | College Station, Texas |
| 2/28 | W, 6-4 | Texas A&M | College Station, Texas |
| 2/29 | L, 7-9 | Texas A&M | College Station, Texas |
| 2/29 | W, 5-2 | New Mexico | College Station, Texas |
| 3/6 | L, 1-4 | Texas-Pan American | Edinburg, Texas |
| 3/7 | L, 4-11 | Texas-Pan American | Edinburg, Texas |
| 3/12 | W, 4-3 | Illinois-Chicago | Fayetteville |
| 3/14 | L, 1-9 | Illinois-Chicago | Fayetteville |



Baum Stadium has become the crown jewel of collegiate baseball stadiums and is regularly referred to as the best collegiate stadium in the country.



Scott Hode hit .293 with seven home runs and a team-leading 53 RBI to lead Arkansas to the College World Series in 2004.

| | | | | | | | |
|------|-------------|--------------------|-------------------|---------------------------------------|---------|-----------------|--------------|
| 3/16 | W, 10-9 | Centenary | Fayetteville | 5/27 | W, 4-3 | Ole Miss! | Hoover, Ala. |
| 3/17 | W, 15-3 | Centenary | Fayetteville | 5/28 | W, 4-1 | Tennessee! | Hoover, Ala. |
| 3/19 | L, 1-11 | Florida* | Gainesville, Fla. | 5/29 | L, 2-3 | South Carolina! | Hoover, Ala. |
| 3/20 | W, 8-2 | Florida* | Gainesville, Fla. | 6/4 | W, 4-1 | Le Moyne+ | Fayetteville |
| 3/21 | L, 6-7 (10) | Florida* | Gainesville, Fla. | 6/5 | L, 1-4 | Wichita State+ | Fayetteville |
| 3/26 | W, 5-3 | South Carolina* | Fayetteville | 6/5 | W, 10-7 | Missouri+ | Fayetteville |
| 3/27 | W, 5-4 | South Carolina* | Fayetteville | 6/6 | W, 11-9 | Wichita State+ | Fayetteville |
| 3/28 | L, 2-10 | South Carolina* | Fayetteville | 6/6 | W, 4-3 | Wichita State+ | Fayetteville |
| 3/30 | W, 10-4 | Wichita State | Fayetteville | 6/11 | W, 7-5 | Florida State\$ | Fayetteville |
| 4/2 | L, 3-6 | Alabama* | Fayetteville | 6/12 | W, 4-2 | Florida State\$ | Fayetteville |
| 4/3 | W, 7-2 | Alabama* | Fayetteville | 6/18 | L, 2-13 | Texas# | Omaha, Neb. |
| 4/4 | W, 11-6 | Alabama* | Fayetteville | 6/19 | L, 2-7 | Arizona# | Omaha, Neb. |
| 4/6 | L, 5-6 (16) | SMS | Fayetteville | * - SEC Game | | | |
| 4/9 | W, 11-8 | LSU* | Baton Rouge, La. | ! - SEC Tournament | | | |
| 4/10 | W, 11-10 | LSU* | Baton Rouge, La. | + - NCAA Fayetteville Regional | | | |
| 4/11 | W, 7-5 | LSU* | Baton Rouge, La. | \$ - NCAA Fayetteville Super Regional | | | |
| 4/13 | L, 4-6 | Oral Roberts | Fayetteville | # - College World Series | | | |
| 4/16 | W, 3-3 | Vanderbilt* | Nashville, Tenn. | | | | |
| 4/17 | W, 9-4 | Vanderbilt* | Nashville, Tenn. | | | | |
| 4/18 | L, 8-14 | Vanderbilt* | Nashville, Tenn. | | | | |
| 4/20 | W, 5-2 | Oklahoma State | Fayetteville | | | | |
| 4/23 | W, 9-4 | Kentucky* | Fayetteville | | | | |
| 4/24 | W, 5-4 | Kentucky* | Fayetteville | | | | |
| 4/25 | W, 11-10 | Kentucky* | Fayetteville | | | | |
| 4/27 | W, 8-4 | Oral Roberts | Tulsa, Okla. | | | | |
| 4/30 | L, 3-9 | Tennessee* | Fayetteville | | | | |
| 5/1 | W, 4-1 | Tennessee* | Fayetteville | | | | |
| 5/2 | W, 5-3 | Tennessee* | Fayetteville | | | | |
| 5/7 | L, 0-1 | Ole Miss* | Oxford, Miss. | | | | |
| 5/8 | W, 3-1 | Ole Miss* | Oxford, Miss. | | | | |
| 5/9 | L, 3-5 | Ole Miss* | Oxford, Miss. | | | | |
| 5/11 | W, 13-2 | Texas-Pan American | Fayetteville | | | | |
| 5/15 | L, 2-3 | Mississippi State* | Starkville, Miss. | | | | |
| 5/16 | L, 4-5 | Mississippi State* | Starkville, Miss. | | | | |
| 5/16 | W, 4-2 | Mississippi State* | Starkville, Miss. | | | | |
| 5/21 | W, 9-7 | Auburn* | Fayetteville | | | | |
| 5/22 | L, 4-7 | Auburn* | Fayetteville | | | | |
| 5/23 | W, 15-3 | Auburn* | Fayetteville | | | | |
| 5/26 | L, 6-8 | Tennessee! | Hoover, Ala. | | | | |

| | | | | | | | | |
|--------------------------|-------------|--------------------|------------------|----------------------------------|-------------|----------------------|-------------------|--|
| 3/19 | L, 3-12 | South Carolina* | Columbia, S.C. | 2006 (39-21; 18-12 2nd SEC West) | | | | |
| 3/20 | W, 5-3 | South Carolina* | Columbia, S.C. | Dave Van Horn | | | | |
| 3/22 | W, 10-1 | Centenary | Shreveport, La. | Date | Result | Opponent | Location | |
| 3/23 | W, 14-1 | Centenary | Shreveport, La. | 2/10 | W, 4-1 | George Mason^ | Mobile, Ala. | |
| 3/25 | L, 3-5 | Mississippi State* | Fayetteville | 2/11 | W, 3-0 | Oklahoma State^ | Mobile, Ala. | |
| 3/26 | L, 4-13 | Mississippi State* | Fayetteville | 2/12 | W, 8-7 | South Alabama^ | Mobile, Ala. | |
| 3/27 | W, 10-5 | Mississippi State* | Fayetteville | 2/17 | W, 5-2 | TCU* | Edinburg, Texas | |
| 4/1 | L, 1-5 | Auburn* | Auburn, Ala. | 2/18 | W, 15-7 | Stephen F. Austin* | Edinburg, Texas | |
| 4/2 | L, 7-8 | Auburn* | Auburn, Ala. | 2/19 | W, 13-2 | Texas-Pan American% | Edinburg, Texas | |
| 4/3 | W, 8-6 | Auburn* | Auburn, Ala. | 2/24 | W, 10-9 | Louisiana Tech | Fayetteville | |
| 4/5 | W, 9-3 | Northern Colorado | Fayetteville | 2/24 | W, 13-2 | Louisiana Tech | Fayetteville | |
| 4/6 | W, 7-4 | Northern Colorado | Fayetteville | 2/25 | W, 10-2 | Louisiana Tech | Fayetteville | |
| 4/8 | W, 6-5 | Vanderbilt* | Fayetteville | 2/28 | L, 2-5 | Washington\$ | Honolulu, Hawaii | |
| 4/9 | W, 5-4 (10) | Vanderbilt* | Fayetteville | 3/1 | W, 12-4 | Texas-Arlington\$ | Honolulu, Hawaii | |
| 4/10 | W, 3-0 | Vanderbilt* | Fayetteville | 3/2 | W, 5-1 | Hawaii\$ | Honolulu, Hawaii | |
| 4/12 | W, 15-8 | Oral Roberts | Tulsa, Okla. | 3/3 | W, 5-3 | Texas-Arlington\$ | Honolulu, Hawaii | |
| 4/13 | W, 14-5 | SMS | Fayetteville | 3/4 | W, 7-1 | Texas-Arlington\$ | Honolulu, Hawaii | |
| 4/15 | W, 4-1 | Tennessee* | Knoxville, Tenn. | 3/10 | W, 6-5 | Cal State Northridge | Fayetteville | |
| 4/16 | L, 2-8 | Tennessee* | Knoxville, Tenn. | 3/11 | W, 8-1 | Cal State Northridge | Fayetteville | |
| 4/17 | L, 3-4 | Tennessee* | Knoxville, Tenn. | 3/12 | W, 8-6 | Cal State Northridge | Fayetteville | |
| 4/19 | W, 9-4 | SMS | Springfield, Mo. | 3/17 | L, 3-6 | Florida* | Gainesville, Fla. | |
| 4/22 | L, 7-10 | LSU* | Fayetteville | 3/18 | W, 4-2 | Florida* | Gainesville, Fla. | |
| 4/23 | L, 0-7 | LSU* | Fayetteville | 3/19 | L, 7-8 | Florida* | Gainesville, Fla. | |
| 4/24 | L, 0-6 | LSU* | Fayetteville | 3/21 | W, 10-2 | Centenary | Fayetteville | |
| 4/26 | W, 5-2 | Oral Roberts | Fayetteville | 3/22 | W, 8-5 | Centenary | Fayetteville | |
| 4/30 | W, 8-5 | Kentucky* | Lexington, Ky. | 3/24 | L, 0-2 | Georgia* | Fayetteville | |
| 4/30 | L, 8-11 | Kentucky* | Lexington, Ky. | 3/25 | L, 7-8 | Georgia* | Fayetteville | |
| 5/1 | L, 1-7 | Kentucky* | Lexington, Ky. | 3/26 | W, 5-4 (10) | Georgia* | Fayetteville | |
| 5/6 | W, 4-1 | Florida* | Fayetteville | 3/28 | W, 4-3 (11) | Wichita State | Wichita, Kan. | |
| 5/7 | W, 3-2 (10) | Florida* | Fayetteville | 3/31 | W, 6-1 | Tennessee* | Fayetteville | |
| 5/8 | L, 10-11 | Florida* | Fayetteville | 4/1 | L, 6-11 | Tennessee* | Fayetteville | |
| 5/13 | W, 5-4 | Alabama* | Tuscaloosa, Ala. | 4/2 | W, 13-11 | Tennessee* | Fayetteville | |
| 5/14 | L, 2-5 | Alabama* | Tuscaloosa, Ala. | 4/4 | L, 5-10 | Missouri State | Fayetteville | |
| 5/15 | W, 3-2 | Alabama* | Tuscaloosa, Ala. | 4/7 | L, 1-7 | Vanderbilt* | Nashville, Tenn. | |
| 5/20 | L, 3-5 | Ole Miss* | Fayetteville | 4/8 | W, 5-3 | Vanderbilt* | Nashville, Tenn. | |
| 5/21 | L, 2-10 | Ole Miss* | Fayetteville | 4/9 | W, 4-3 | Vanderbilt* | Nashville, Tenn. | |
| 5/22 | L, 1-9 | Ole Miss* | Fayetteville | 4/11 | L, 2-4 | Missouri State | Springfield, Mo. | |
| 5/25 | L, 8-9 | Florida! | Hoover, Ala. | 4/14 | W, 10-9 | Kentucky* | Fayetteville | |
| 5/26 | L, 4-5 | Alabama! | Hoover, Ala. | 4/15 | W, 10-6 | Kentucky* | Fayetteville | |
| 6/3 | W, 9-5 | Miami (Ohio)+ | Austin, Texas | 4/16 | L, 5-7 | Kentucky* | Fayetteville | |
| 6/4 | W, 9-2 | Texas+ | Austin, Texas | 4/18 | W, 2-1 | Northern Colorado | Fayetteville | |
| 6/5 | L, 8-19 | Texas+ | Austin, Texas | 4/19 | L, 2-4 | Northern Colorado | Fayetteville | |
| 6/6 | L, 2-5 | Texas+ | Austin, Texas | 4/22 | W, 6-2 | Mississippi State* | Starkville, Miss. | |
| * - SEC Game | | | | 4/22 | L, 8-9 | Mississippi State* | Starkville, Miss. | |
| ! - SEC Tournament | | | | 4/23 | W, 6-4 | Mississippi State* | Starkville, Miss. | |
| + - NCAA Austin Regional | | | | 4/28 | L, 6-7 | LSU* | Baton Rouge, La. | |
| | | | | 4/29 | W, 4-2 | LSU* | Baton Rouge, La. | |
| | | | | 4/30 | L, 5-7 | LSU* | Baton Rouge, La. | |



ALL-TIME RESULTS



In three years at Arkansas, Nick Schmidt went 22-8 with a 2.83 ERA. The southpaw was the No. 23 pick of the San Diego Padres in the 2007 MLB Draft, Arkansas' highest pick since Jeff King went No. 1 in 1986.

| | | |
|----------------------------------|-------------|-----------------|
| 5/2 | L, 4-5 | Oral Roberts |
| 5/5 | W, 4-3 (11) | Alabama* |
| 5/6 | W, 13-6 | Alabama* |
| 5/7 | W, 5-3 | Alabama* |
| 5/12 | W, 12-3 | Ole Miss* |
| 5/13 | L, 3-7 | Ole Miss* |
| 5/14 | L, 4-5 | Ole Miss* |
| 5/18 | W, 6-3 | Auburn* |
| 5/19 | W, 10-5 | Auburn* |
| 5/20 | W, 11-2 | Auburn* |
| 5/24 | L, 4-9 | Ole Miss! |
| 5/25 | L, 3-4 | Alabama! |
| 6/2 | L, 3-4 (11) | Oral Roberts+ |
| 6/3 | W, 6-2 | Princeton+ |
| 6/4 | L, 5-6 | Oklahoma State+ |
| ^ - Jaguar Invitational | | |
| % - Al Ogletree Classic | | |
| \$ - Rainbow Baseball Tournament | | |
| * - SEC Game | | |
| ! - SEC Tournament | | |
| + - NCAA Fayetteville Regional | | |

2007 (43-21; 18-12 1st SEC West)

Dave Van Horn

| Date | Result | Opponent | Location |
|------|-------------|---------------------|--------------------|
| 2/2 | W, 4-2 | Louisiana Tech | Ruston, La. |
| 2/3 | L, 2-9 | Louisiana Tech | Ruston, La. |
| 2/4 | W, 6-2 | Louisiana Tech | Ruston, La. |
| 2/9 | W, 13-1 | Troy | Troy, Ala. |
| 2/10 | L, 8-13 | Troy | Troy, Ala. |
| 2/11 | W, 16-2 | Troy | Troy, Ala. |
| 2/18 | W, 8-3 | Wisconsin-Milwaukee | Fayetteville |
| 2/18 | W, 28-2 | Wisconsin-Milwaukee | Fayetteville |
| 2/19 | W, 8-1 | Wisconsin-Milwaukee | Fayetteville |
| 2/23 | W, 12-1 | Illinois State | Fayetteville |
| 2/24 | L, 10-12 | Illinois State | Fayetteville |
| 2/25 | W, 9-8 (10) | Illinois State | Fayetteville |
| 3/2 | L, 4-5 | Ole Miss* | Minneapolis, Minn. |
| 3/4 | W, 5-1 | Minnesota* | Minneapolis, Minn. |
| 3/4 | L, 5-10 | Minnesota* | Minneapolis, Minn. |
| 3/9 | W, 8-7 | Kansas | Fayetteville |
| 3/10 | W, 4-0 | Kansas | Fayetteville |
| 3/11 | W, 5-2 | Kansas | Fayetteville |
| 3/13 | W, 10-2 | Oral Roberts | Fayetteville |
| 3/16 | W, 10-2 | Kentucky* | Lexington, Ky. |
| 3/17 | L, 5-7 | Kentucky* | Lexington, Ky. |
| 3/18 | W, 14-5 | Kentucky* | Lexington, Ky. |
| 3/21 | W, 16-14 | Centenary | Shreveport, La. |
| 3/23 | W, 8-7 (10) | Vanderbilt | Fayetteville |
| 3/24 | L, 3-6 | Vanderbilt | Fayetteville |
| 3/25 | W, 8-3 | Vanderbilt | Fayetteville |
| 3/27 | L, 3-5 | Oral Roberts | Tulsa, Okla. |
| 3/30 | W, 6-2 | Tennessee* | Knoxville, Tenn. |

| | | | |
|------|-------------|--------------------|------------------|
| 3/31 | W, 4-3 | Tennessee* | Knoxville, Tenn. |
| 4/1 | W, 11-7 | Tennessee* | Knoxville, Tenn. |
| 4/3 | W, 14-6 | Northern Colorado | Fayetteville |
| 4/4 | W, 9-7 | Northern Colorado | Fayetteville |
| 4/6 | L, 9-11 | Mississippi State* | Fayetteville |
| 4/7 | L, 1-2 | Mississippi State* | Fayetteville |
| 4/8 | W, 9-3 | Mississippi State* | Fayetteville |
| 4/11 | W, 2-0 | Missouri State | Fayetteville |
| 4/14 | W, 14-3 | Florida* | Fayetteville |
| 4/14 | W, 7-1 | Florida* | Fayetteville |
| 4/15 | W, 10-7 | Florida* | Hoover, Ala. |
| 4/18 | W, 16-2 | Missouri State | Hoover, Ala. |
| 4/20 | L, 1-6 | Georgia* | Fayetteville |
| 4/21 | W, 7-6 (10) | Georgia* | Fayetteville |
| 4/22 | W, 9-3 | Georgia* | Fayetteville |
| 4/25 | W, 10-2 | Wichita State | Fayetteville |
| 4/27 | W, 12-1 | Auburn* | Fayetteville |
| 4/28 | L, 9-11 | Auburn* | Auburn, Ala. |
| 4/29 | W, 8-1 | Auburn* | Auburn, Ala. |
| 5/4 | L, 5-6 | LSU* | Fayetteville |
| 5/5 | W, 5-0 | LSU* | Fayetteville |
| 5/6 | L, 3-5 | LSU* | Fayetteville |
| 5/11 | L, 0-10 | Alabama* | Tuscaloosa, Ala. |
| 5/12 | W, 12-5 | Alabama* | Tuscaloosa, Ala. |
| 5/13 | L, 5-9 | Alabama* | Tuscaloosa, Ala. |
| 5/17 | L, 4-5 | Ole Miss* | Fayetteville |
| 5/18 | W, 4-3 (10) | Ole Miss* | Fayetteville |
| 5/19 | L, 0-5 | Ole Miss* | Fayetteville |
| 5/23 | W, 6-0 | Alabama! | Hoover, Ala. |
| 5/24 | W, 6-0 | South Carolina! | Hoover, Ala. |
| 5/26 | W, 3-2 | South Carolina! | Hoover, Ala. |
| 5/27 | L, 4-7 | Vanderbilt! | Hoover, Ala. |
| 6/1 | W, 9-0 | Albany+ | Fayetteville |
| 6/2 | L, 3-14 | Oklahoma State+ | Fayetteville |
| 6/3 | W, 6-0 | Creighton+ | Fayetteville |
| 6/3 | L, 6-7 | Oklahoma State+ | Fayetteville |

| | | | |
|--------------------------------|-------------|-----------------|------------------|
| 5/11 | L, 0-10 | Alabama* | Tuscaloosa, Ala. |
| 5/12 | W, 12-5 | Alabama* | Tuscaloosa, Ala. |
| 5/13 | L, 5-9 | Alabama* | Tuscaloosa, Ala. |
| 5/17 | L, 4-5 | Ole Miss* | Fayetteville |
| 5/18 | W, 4-3 (10) | Ole Miss* | Fayetteville |
| 5/19 | L, 0-5 | Ole Miss* | Fayetteville |
| 5/23 | W, 6-0 | Alabama! | Hoover, Ala. |
| 5/24 | W, 6-0 | South Carolina! | Hoover, Ala. |
| 5/26 | W, 3-2 | South Carolina! | Hoover, Ala. |
| 5/27 | L, 4-7 | Vanderbilt! | Hoover, Ala. |
| 6/1 | W, 9-0 | Albany+ | Fayetteville |
| 6/2 | L, 3-14 | Oklahoma State+ | Fayetteville |
| 6/3 | W, 6-0 | Creighton+ | Fayetteville |
| 6/3 | L, 6-7 | Oklahoma State+ | Fayetteville |
| ^ - Dairy Queen Classic | | | |
| * - SEC Game | | | |
| ! - SEC Tournament | | | |
| + - NCAA Fayetteville Regional | | | |

2008 (34-24; 14-15 4th SEC West)

Dave Van Horn

| Date | Result | Opponent | Location |
|------|---------|--------------------|------------------------|
| 2/22 | W, 9-4 | Wright State | Fayetteville |
| 2/23 | W, 5-4 | Wright State | Fayetteville |
| 2/24 | W, 7-3 | Wright State | Fayetteville |
| 2/27 | W, 2-1 | Kansas | Fayetteville |
| 2/29 | W, 9-8 | Louisiana Tech* | College Station, Texas |
| 3/1 | L, 7-15 | Texas A&M* | College Station, Texas |
| 3/2 | W, 8-6 | Ohio State* | College Station, Texas |
| 3/5 | W, 13-1 | South Dakota State | Fayetteville |
| 3/5 | W, 20-4 | South Dakota State | Fayetteville |

| | | | |
|----------------------------|---------------|--------------------------|-------------------|
| 3/7 | W, 14-5 | Siena | Fayetteville |
| 3/8 | W, 17-2 | Siena | Fayetteville |
| 3/9 | W, 10-4 | Siena | Fayetteville |
| 3/11 | L, 5-6 | Arizona State | Tempe, Ariz. |
| 3/12 | L, 4-7 | Arizona State | Tempe, Ariz. |
| 3/14 | W, 5-1 | Georgia* | Fayetteville |
| 3/15 | L, 11-15 | Georgia* | Fayetteville |
| 3/16 | L, 2-13 | Georgia* | Fayetteville |
| 3/18 | L, 1-6 | Nebraska | Lincoln, Neb. |
| 3/19 | W, 9-4 | Nebraska | Lincoln, Neb. |
| 3/21 | L, 7-8 (11) | LSU* | Baton Rouge, La. |
| 3/22 | W, 14-13 (10) | LSU* | Baton Rouge, La. |
| 3/23 | L, 2-4 | LSU* | Baton Rouge, La. |
| 3/25 | W, 9-0 | Centenary | Fayetteville |
| 3/26 | L, 1-5 | Centenary | Fayetteville |
| 3/29 | L, 5-6 (12) | Vanderbilt* | Nashville, Tenn. |
| 3/30 | L, 2-6 | Vanderbilt* | Nashville, Tenn. |
| 4/1 | W, 7-6 (10) | Missouri State | Springfield, Mo. |
| 4/4 | L, 2-5 | Auburn* | Fayetteville |
| 4/5 | W, 5-4 | Auburn* | Fayetteville |
| 4/6 | L, 10-12 (10) | Auburn* | Fayetteville |
| 4/8 | L, 4-9 | Oral Roberts | Fayetteville |
| 4/11 | W, 2-1 | Florida* | Gainesville, Fla. |
| 4/12 | L, 1-6 | Florida* | Gainesville, Fla. |
| 4/13 | W, 10-4 | Florida* | Gainesville, Fla. |
| 4/15 | L, 2-12 | Oral Roberts | Tulsa, Okla. |
| 4/16 | W, 9-1 | Alcorn State | Fayetteville |
| 4/18 | W, 5-4 | Tennessee* | Fayetteville |
| 4/19 | W, 5-4 (10) | Tennessee* | Fayetteville |
| 4/20 | L, 6-7 (10) | Tennessee* | Fayetteville |
| 4/22 | W, 9-2 | Northern Colorado | Fayetteville |
| 4/23 | W, 9-1 | Northern Colorado | Fayetteville |
| 4/25 | L, 4-12 | Ole Miss* | Oxford, Miss. |
| 4/26 | W, 13-11 (10) | Ole Miss* | Oxford, Miss. |
| 4/27 | W, 12-4 | Ole Miss* | Oxford, Miss. |
| 4/30 | W, 14-6 | Missouri State | Fayetteville |
| 5/2 | L, 7-11 | Alabama* | Fayetteville |
| 5/3 | L, 6-11 | Alabama* | Fayetteville |
| 5/4 | W, 5-4 | Alabama* | Fayetteville |
| 5/9 | W, 12-11 | South Carolina* | Fayetteville |
| 5/10 | W, 6-3 | South Carolina* | Fayetteville |
| 5/11 | W, 4-2 | South Carolina* | Fayetteville |
| 5/12 | W, 12-3 | Mississippi Valley State | Fayetteville |
| 5/15 | L, 5-6 | Mississippi State* | Starkville, Miss. |
| 5/16 | L, 5-6 | Mississippi State* | Starkville, Miss. |
| 5/17 | W, 15-10 | Mississippi State* | Starkville, Miss. |
| 5/19 | W, 12-6 | Western Illinois | Fayetteville |
| 5/30 | L, 3-4 | Pepperdine+ | Palo Alto, Calif. |
| 5/31 | L, 1-5 | Stanford+ | Palo Alto, Calif. |
| ^ - Dominos Pizza Classic | | | |
| * - SEC Game | | | |
| + - NCAA Stanford Regional | | | |

2009 (41-24; 14-15 4th SEC West)

Dave Van Horn

| Date | Result | Opponent | Location |
|------|--------------|----------------------|-------------------|
| 2/20 | W, 4-2 | Washington State | Fayetteville |
| 2/20 | W, 7-5 (10) | Washington State | Fayetteville |
| 2/22 | W, 4-3 | Washington State | Fayetteville |
| 2/24 | L, 3-9 | Kansas | Fayetteville |
| 2/25 | W, 9-8 (10) | Kansas | Fayetteville |
| 2/27 | W, 8-7 (10) | Western Illinois | Fayetteville |
| 3/3 | W, 7-3 | Valparaiso | Fayetteville |
| 3/6 | W, 5-4 (10) | California | Fayetteville |
| 3/7 | L, 6-12 | California | Fayetteville |
| 3/8 | W, 13-3 | California | Fayetteville |
| 3/10 | L, 3-8 | Centenary | Shreveport, La. |
| 3/13 | W, 11-4 | Florida* | Fayetteville |
| 3/14 | W, 8-4 | Florida* | Fayetteville |
| 3/15 | W, 4-2 | Florida* | Fayetteville |
| 3/17 | W, 7-3 | Nebraska | Fayetteville |
| 3/18 | L, 4-7 | Nebraska | Fayetteville |
| 3/20 | W, 3-2 | Auburn* | Auburn, Ala. |
| 3/21 | W, 10-6 | Auburn* | Auburn, Ala. |
| 3/22 | W, 12-6 | Auburn* | Auburn, Ala. |
| 3/25 | W, 10-0 | Missouri State | Fayetteville |
| 3/27 | W, 20-9 | Mississippi State* | Fayetteville |
| 3/29 | W, 5-1 | Mississippi State* | Fayetteville |
| 3/29 | L, 4-12 | Mississippi State* | Fayetteville |
| 3/31 | W, 2-0 | Missouri State | Springfield, Mo. |
| 4/3 | W, 6-4 | South Carolina* | Columbia, S.C. |
| 4/4 | L, 1-9 | South Carolina* | Columbia, S.C. |
| 4/5 | W, 7-4 | South Carolina* | Columbia, S.C. |
| 4/7 | W, 7-3 | Arizona State | Fayetteville |
| 4/8 | W, 8-7 | Arizona State | Fayetteville |
| 4/10 | L, 0-9 | Vanderbilt* | Fayetteville |
| 4/11 | L, 6-13 | Vanderbilt* | Fayetteville |
| 4/14 | L, 2-3 | ULM | Fayetteville |
| 4/15 | W, 10-9 (10) | ULM | Fayetteville |
| 4/17 | L, 3-4 | Georgia* | Athens, Ga. |
| 4/18 | L, 3-4 | Georgia* | Athens, Ga. |
| 4/19 | W, 2-0 | Georgia* | Athens, Ga. |
| 4/21 | W, 9-6 | Oral Roberts | Tulsa, Okla. |
| 4/24 | W, 9-3 | Tennessee* | Knoxville, Tenn. |
| 4/25 | L, 4-5 | Tennessee* | Knoxville, Tenn. |
| 4/26 | W, 15-8 | Tennessee* | Knoxville, Tenn. |
| 4/28 | W, 8-7 (10) | Oklahoma | Fayetteville |
| 5/2 | W, 11-4 | LSU* | Fayetteville |
| 5/2 | L, 0-5 | LSU* | Fayetteville |
| 5/3 | L, 3-4 | LSU* | Fayetteville |
| 5/8 | L, 1-2 | Alabama* | Tuscaloosa, Ala. |
| 5/9 | L, 6-8 | Alabama* | Tuscaloosa, Ala. |
| 5/10 | L, 5-6 | Alabama* | Tuscaloosa, Ala. |
| 5/12 | W, 3-2 | Oral Roberts | Fayetteville |
| 5/14 | L, 5-7 | Ole Miss* | Fayetteville |
| 5/15 | L, 3-9 | Ole Miss* | Fayetteville |
| 5/16 | L, 3-16 | Ole Miss* | Fayetteville |
| 5/20 | W, 8-5 | Florida! | Hoover, Ala. |
| 5/21 | L, 1-2 (10) | Georgia! | Hoover, Ala. |
| 5/22 | W, 10-7 | Florida! | Hoover, Ala. |
| 5/23 | L, 1-11 (7) | Vanderbilt! | Hoover, Ala. |
| 5/29 | W, 10-3 | Washington State+ | Norman, Okla. |
| 5/30 | W, 17-6 | Oklahoma+ | Norman, Okla. |
| 5/31 | W, 11-0 | Oklahoma+ | Norman, Okla. |
| 6/5 | W, 7-2 | Florida State\$ | Tallahassee, Fla. |
| 6/6 | W, 9-8 | Florida State\$ | Tallahassee, Fla. |
| 6/13 | W, 10-6 | Cal State Fullerton# | Omaha, Neb. |
| 6/15 | L, 1-9 | LSU# | Omaha, Neb. |
| 6/17 | W, 4-13 (12) | Virginia# | Omaha, Neb. |
| 6/19 | L, 5-14 | LSU# | Omaha, Neb. |

| | | | |
|--------------------------------------|--|--|--|
| * - SEC Game | | | |
| ! - SEC Tournament | | | |
| + - NCAA Norman Regional | | | |
| \$ - NCAA Tallahassee Super Regional | | | |
| # - College World Series | | | |

2010 (43-21; 18-12 2nd SEC West)

Dave Van Horn

| Date | Result | Opponent | Location |
|------|---------|------------|------------------|
| 2/19 | W, 10-2 | Ball State | Fayetteville |
| 2/20 | L, 2-5 | Ball State | Fayetteville |
| 2/21 | W, 9-3 | Ball State | Fayetteville |
| 2/26 | W, 10-1 | Troy | Fayetteville |
| 2/27 | W, 10-8 | Troy | Fayetteville |
| 2/28 | W, 7-6 | Troy | Fayetteville |
| 3/2 | W, 15-3 | Kansas | Fayetteville |
| 3/5 | W, 7-3 | California | Berkeley, Calif. |
| 3/6 | W, 9-5 | California | Berkeley, Calif. |
| 3/7 | L, 0-6 | California | Berkeley, Calif. |

ALL-TIME RESULTS



| | | | | | | | | | | | | | | | |
|---|-------------|---------------------|----------------------|----------------------------------|-------------|--------------------------|----------------------|---|--------------|--------------------|-------------------|---|-------------|--------------------|----------------------|
| 3/9 | L, 2-3 | South Dakota State | Fayetteville | 2011 (40-22; 15-15 1st SEC West) | | | | 5/26 | W, 7-2 | Mississippi State! | Hoover, Ala. | 4/29 | W, 3-1 (10) | Florida* | Gainesville, Fla. |
| 3/10 | W, 21-2 | South Dakota State | Fayetteville | Dave Van Horn | | | | 5/27 | W, 4-1 | Alabama! | Hoover, Ala. | 5/1 | W, 6-3 | Missouri | Fayetteville |
| 3/12 | W, 14-6 | Wisconsin-Milwaukee | Fayetteville | Date | Result | Opponent | Location | 5/28 | L, 2-3 | Vanderbilt! | Hoover, Ala. | 5/2 | W, 2-0 | Missouri | Fayetteville |
| 3/13 | W, 7-0 | Wisconsin-Milwaukee | Fayetteville | 2/18 | W, 5-0 | Delaware State | Fayetteville | 6/3 | L, 2-3 | Charlotte+ | Tempe, Ariz. | 5/4 | L, 6-8 (10) | South Carolina* | Fayetteville |
| 3/14 | W, 3-2 (10) | Wisconsin-Milwaukee | Fayetteville | 2/19 | W, 9-2 | Delaware State | Fayetteville | 6/4 | W, 3-0 | New Mexico+ | Tempe, Ariz. | 5/5 | W, 7-6 | South Carolina* | Fayetteville |
| 3/19 | W, 6-3 | LSU* | Baton Rouge, La. | 2/20 | W, 10-0 | Delaware State | Fayetteville | 6/5 | W, 11-3 | Charlotte+ | Tempe, Ariz. | 5/6 | L, 7-10 | South Carolina* | Fayetteville |
| 3/20 | L, 7-8 | LSU* | Baton Rouge, La. | 2/25 | W, 3-2 | Utah | Fayetteville | 6/5 | L, 4-13 | Arizona State+ | Tempe, Ariz. | 5/10 | L, 2-3 (10) | Auburn* | Fayetteville |
| 3/21 | L, 1-5 | LSU* | Baton Rouge, La. | 2/26 | W, 5-4 | Utah | Fayetteville | * - SEC Game | | | | 5/11 | W, 5-4 | Auburn* | Fayetteville |
| 3/23 | W, 3-2 | McNeese State | Lake Charles, La. | 2/27 | W, 10-1 | Utah | Fayetteville | % - Game played at Dickey-Stephens Park | | | | 5/12 | L, 5-12 | Auburn* | Fayetteville |
| 3/24 | W, 7-6 | McNeese State | Lake Charles, La. | 3/1 | L, 6-8 | McNeese State | Fayetteville | ! - SEC Tournament | | | | 5/15 | W, 6-5 (10) | Louisiana Tech% | N. Little Rock, Ark. |
| 3/26 | W, 9-8 | Alabama* | Fayetteville | 3/2 | W, 8-3 | McNeese State | Fayetteville | + - NCAA Tempe Regional | | | | 5/17 | W, 8-0 | Tennessee* | Knoxville, Tenn. |
| 3/27 | W, 4-3 | Alabama* | Fayetteville | 3/4 | W, 15-6 | Wisconsin-Milwaukee | Fayetteville | | | | | 5/18 | W, 10-3 | Tennessee* | Knoxville, Tenn. |
| 3/28 | W, 10-5 | Alabama* | Fayetteville | 3/5 | W, 13-9 | Wisconsin-Milwaukee | Fayetteville | | | | | 5/19 | W, 8-2 | Tennessee* | Knoxville, Tenn. |
| 3/30 | W, 18-2 | Centenary | Fayetteville | 3/6 | W, 7-3 | Wisconsin-Milwaukee | Fayetteville | 2012 (46-22; 16-14 T-2nd SEC West) | | | | 5/22 | L, 1-9 | Mississippi State! | Hoover, Ala. |
| 3/31 | W, 9-4 | Centenary | Fayetteville | 3/10 | W, 12-4 | San Diego State | San Diego, Calif. | Date | Result | Opponent | Location | 5/23 | L, 0-2 | Ole Miss! | Hoover, Ala. |
| 4/2 | L, 8-12 | Kentucky* | Fayetteville | 3/11 | W, 11-6 | San Diego State | San Diego, Calif. | 2/17 | W, 11-5 | Villanova | Fayetteville | 6/1 | W, 5-4 | Sam Houston State+ | Houston, Texas |
| 4/3 | W, 10-1 | Kentucky* | Fayetteville | 3/12 | L, 2-3 | San Diego State | San Diego, Calif. | 2/18 | W, 13-1 | Villanova | Fayetteville | 6/2 | W, 1-0 | Rice+ | Houston, Texas |
| 4/4 | W, 17-16 | Kentucky* | Fayetteville | 3/13 | W, 5-2 | San Diego State | San Diego, Calif. | 2/19 | W, 17-1 | Villanova | Fayetteville | 6/3 | W, 5-1 | Sam Houston State+ | Houston, Texas |
| 4/7 | W, 32-8 | Saint Louis | Fayetteville | 3/15 | W, 4-2 | Kansas | Fayetteville | 2/21 | W, 8-7 | Northwestern State | Fayetteville | 6/9 | L, 1-8 | Baylor\$ | Waco, Texas |
| 4/9 | W, 8-3 | Mississippi State* | Starkville, Miss. | 3/18 | W, 6-5 (11) | Auburn* | Auburn, Ala. | 2/22 | W, 6-2 | Northwestern State | Fayetteville | 6/10 | W, 5-4 | Baylor\$ | Waco, Texas |
| 4/10 | W, 8-5 | Mississippi State* | Starkville, Miss. | 3/19 | L, 5-9 | Auburn* | Auburn, Ala. | 2/24 | W, 7-3 | Valparaiso | Fayetteville | 6/11 | W, 1-0 (10) | Baylor\$ | Waco, Texas |
| 4/11 | W, 13-3 | Mississippi State* | Starkville, Miss. | 3/20 | L, 7-8 | Auburn* | Auburn, Ala. | 2/25 | W, 4-3 | Valparaiso | Fayetteville | 6/16 | W, 8-1 | Kent State# | Omaha, Neb. |
| 4/13 | W, 4-3 (11) | New Mexico | Fayetteville | 3/22 | W, 7-2 | Memphis% | N. Little Rock, Ark. | 2/26 | L, 9-10 (10) | Valparaiso | Fayetteville | 6/18 | W, 2-1 | South Carolina# | Omaha, Neb. |
| 4/14 | W, 5-4 | New Mexico | Fayetteville | 3/23 | W, 7-3 | Memphis | Memphis, Tenn. | 2/28 | W, 5-0 | BYU | Fayetteville | 6/21 | L, 0-2 | South Carolina# | Omaha, Neb. |
| 4/16 | W, 10-2 | Georgia* | Fayetteville | 3/25 | W, 2-1 | Vanderbilt* | Fayetteville | 2/29 | W, 8-1 | BYU | Fayetteville | 6/22 | L, 2-3 | South Carolina# | Omaha, Neb. |
| 4/17 | W, 10-2 | Georgia* | Fayetteville | 3/26 | L, 1-4 | Vanderbilt* | Fayetteville | 3/2 | W, 3-1 | Texas Tech^ | Houston, Texas | ^ - Houston College Classic | | | |
| 4/18 | W, 13-5 | Georgia* | Fayetteville | 3/27 | L, 1-2 | Vanderbilt* | Fayetteville | 3/3 | L, 1-4 | Houston^ | Houston, Texas | * - SEC Game | | | |
| 4/20 | W, 9-5 | Oral Roberts | Fayetteville | 4/1 | L, 3-5 | Alabama* | Tuscaloosa, Ala. | 3/4 | W, 7-3 | Texas^ | Houston, Texas | % - Game played at Dickey-Stephens Park | | | |
| 4/23 | W, 8-3 | Florida* | Gainesville, Fla. | 4/2 | L, 3-5 | Alabama* | Tuscaloosa, Ala. | 3/9 | W, 4-0 | Binghamton | Fayetteville | ! - SEC Tournament | | | |
| 4/24 | L, 2-8 | Florida* | Gainesville, Fla. | 4/3 | W, 4-3 | Alabama* | Tuscaloosa, Ala. | 3/10 | W, 5-3 | Binghamton | Fayetteville | + - NCAA Houston Regional | | | |
| 4/25 | L, 1-2 | Florida* | Gainesville, Fla. | 4/6 | W, 6-5 | Texas State | Fayetteville | 3/13 | W, 6-0 | Binghamton | Fayetteville | \$ - NCAA Waco Super Regional | | | |
| 4/28 | W, 5-4 | Missouri State | Fayetteville | 4/8 | W, 2-0 | LSU* | Fayetteville | 3/10 | W, 1-0 | Gonzaga | Fayetteville | # - College World Series | | | |
| 4/30 | W, 9-4 | Auburn* | Fayetteville | 4/9 | W, 4-3 | LSU* | Fayetteville | 3/14 | W, 5-3 | Gonzaga | Fayetteville | | | | |
| 5/1 | L, 7-8 | Auburn* | Fayetteville | 4/10 | W, 5-4 | LSU* | Fayetteville | 3/16 | W, 4-3 (12) | Alabama* | Fayetteville | | | | |
| 5/2 | L, 2-13 | Auburn* | Fayetteville | 4/12 | W, 2-1 | Missouri State | Springfield, Mo. | 3/17 | W, 8-4 | Alabama* | Fayetteville | | | | |
| 5/7 | W, 11-4 | Ole Miss* | Oxford, Miss. | 4/15 | W, 6-5 | Mississippi State* | Fayetteville | 3/18 | W, 7-4 | Alabama* | Fayetteville | | | | |
| 5/8 | L, 2-3 | Ole Miss* | Oxford, Miss. | 4/16 | W, 6-1 | Mississippi State* | Fayetteville | 3/21 | W, 10-2 | Nevada | Fayetteville | | | | |
| 5/9 | W, 7-0 | Ole Miss* | Oxford, Miss. | 4/17 | L, 3-5 | Mississippi State* | Fayetteville | 3/23 | L, 2-11 | Mississippi State* | Starkville, Miss. | | | | |
| 5/11 | W, 5-4 (10) | Louisiana Tech% | N. Little Rock, Ark. | 4/19 | W, 6-5 | Oral Roberts | Tulsa, Okla. | 3/24 | W, 8-0 | Mississippi State* | Starkville, Miss. | | | | |
| 5/14 | L, 2-3 | South Carolina* | Fayetteville | 4/23 | L, 2-3 | Kentucky* | Lexington, Ky. | 3/25 | W, 8-5 (11) | Mississippi State* | Starkville, Miss. | | | | |
| 5/15 | L, 0-5 | South Carolina* | Fayetteville | 4/23 | L, 1-3 | Kentucky* | Lexington, Ky. | 3/30 | L, 6-10 | LSU* | Baton Rouge, La. | | | | |
| 5/16 | L, 3-5 | South Carolina* | Fayetteville | 4/24 | W, 5-1 (6) | Kentucky* | Lexington, Ky. | 3/31 | L, 1-2 | LSU* | Baton Rouge, La. | | | | |
| 5/18 | L, 2-5 | Oklahoma | Norman, Okla. | 4/29 | W, 10-4 | Georgia* | Athens, Ga. | 4/1 | L, 2-3 (11) | LSU* | Baton Rouge, La. | | | | |
| 5/20 | L, 3-4 | Vanderbilt* | Nashville, Tenn. | 4/30 | L, 0-3 | Georgia* | Athens, Ga. | 4/6 | L, 2-4 | Georgia* | Fayetteville | | | | |
| 5/21 | W, 4-3 | Vanderbilt* | Nashville, Tenn. | 5/1 | L, 5-6 | Georgia* | Athens, Ga. | 4/7 | W, 8-3 | Georgia* | Fayetteville | | | | |
| 5/22 | W, 7-5 | Vanderbilt* | Nashville, Tenn. | 5/3 | W, 10-0 | Southeast Missouri State | Fayetteville | 4/8 | W, 8-0 | Georgia* | Fayetteville | | | | |
| 5/26 | L, 0-2 | Vanderbilt! | Hoover, Ala. | 5/4 | L, 5-6 | Southeast Missouri State | Fayetteville | 4/10 | L, 0-4 | Oklahoma | Norman, Okla. | | | | |
| 5/27 | L, 4-5 | Florida! | Hoover, Ala. | 5/5 | W, 4-3 | Florida* | Fayetteville | 4/13 | W, 8-7 | Kentucky* | Fayetteville | | | | |
| 6/4 | W, 19-7 | Grambling State+ | Fayetteville | 5/6 | W, 5-3 | Florida* | Fayetteville | 4/14 | L, 4-5 | Kentucky* | Fayetteville | | | | |
| 6/5 | W, 6-4 | Washington State+ | Fayetteville | 5/7 | L, 3-5 | Florida* | Fayetteville | 4/14 | L, 1-2 | Kentucky* | Fayetteville | | | | |
| 6/6 | L, 7-10 | Washington State+ | Fayetteville | 5/13 | W, 6-2 | South Carolina* | Columbia, S.C. | 4/17 | W, 8-3 | Stephen F. Austin | Fayetteville | | | | |
| 6/7 | W, 7-2 | Washington State+ | Fayetteville | 5/14 | L, 5-6 | South Carolina* | Columbia, S.C. | 4/17 | W, 4-3 | Stephen F. Austin | Fayetteville | | | | |
| 6/12 | L, 6-7 (12) | Arizona State\$ | Tempe, Ariz. | 5/15 | L, 1-7 | South Carolina* | Columbia, S.C. | 4/21 | L, 2-8 | Ole Miss* | Oxford, Miss. | | | | |
| 6/13 | L, 5-7 (12) | Arizona State\$ | Tempe, Ariz. | 5/17 | W, 6-2 | UT Martin | Fayetteville | 4/21 | L, 0-1 | Ole Miss* | Oxford, Miss. | | | | |
| * - SEC Game | | | | 5/19 | L, 1-2 | Ole Miss* | Fayetteville | 4/22 | W, 11-3 | Ole Miss* | Oxford, Miss. | | | | |
| % - Game played at Dickey-Stephens Park | | | | 5/21 | W, 2-0 | Ole Miss* | Fayetteville | 4/24 | W, 6-1 | Oral Roberts | Fayetteville | | | | |
| ! - SEC Tournament | | | | 5/21 | W, 5-3 | Ole Miss* | Fayetteville | 4/27 | L, 2-3 | Florida* | Gainesville, Fla. | | | | |
| + - NCAA Fayetteville Regional | | | | 5/25 | L, 4-7 | Alabama! | Hoover, Ala. | 4/28 | W, 5-1 | Florida* | Gainesville, Fla. | | | | |
| \$ - NCAA Tempe Super Regional | | | | | | | | | | | | | | | |



Arkansas advanced to the College World Series for the seventh time in program history after winning two of three games over No. 4 Baylor in the Waco Super Regional.

[illegible]



Founded in 1871, The University of Arkansas is the flagship institution of the University of Arkansas System. Located in Fayetteville in Arkansas' northwest corner, the U of A is the state's foremost partner and resource for education and economic development.

The U of A offers 213 baccalaureate, master's, doctoral, professional and specialist degree programs. In keeping with its status as Arkansas' land-grant university, the U of A has a 140-year-old mandate to educate, to conduct basic and applied research, and to extend knowledge and resources to the people of Arkansas and beyond through public engagement and service. The Carnegie Foundation for the Advancement of Teaching recently classified the U of A as a national research university with a very high level of research activity, based on the number of doctoral degrees awarded, research grants received, and other factors. The U of A is the only Arkansas institution with such a ranking and is among just 108 institutions in the United States (out of 4,633) to have received that classification.

The U of A has enormous influence over Arkansans' social, cultural, and recreational life, especially the widespread passion for the university's athletics teams, the Arkansas Razorbacks. The U of A's location in northwest Arkansas is viewed as one of the university's strongest attributes. Fayetteville is widely recognized as one of the best college communities in the U.S. The city's Dickson Street district abuts the U of A campus and features scores of restaurants, shops, and entertainment venues. Northwest Arkansas is a vibrant economic region with a national reputation for its high quality of life.

Three of the U.S.'s largest corporations have their world headquarters in the region: Tyson Foods, J.B. Hunt Transportation, and the world's largest retailer, Walmart, Inc. Because of their presence, many other corporations have established primary or secondary headquarters in Northwest Arkansas. Their close proximity to the U of A campus, along with their executives' and employees' active involvement in university life, offers students and faculty exceptional opportunities for research partnerships, internships, and post-graduation employment.

The U of A boasts one of the most unique features and traditions found on any college or university campus: Senior Walk, a nearly three-mile stretch of concrete sidewalks crisscrossing campus into which the names of every U of A graduate is engraved. More than 140,000 names currently appear, grouped alphabetically by year of graduation. Senior Walk epitomizes the university's emphasis on "putting students first," a philosophy captured in its tag line, "the YOU of A."

The U of A features distinctive architecture, including its signature building, Old Main, finished in 1875. As the original administrative facility, the iconic building now houses the J. William Fulbright College of Arts and Sciences. The college is named in



OLD MAIN

One of the original buildings on Arkansas' campus, Old Main symbolizes the strong connection to the past and the focus upon the future which come together in the present at the University of Arkansas. Completed in 1875, Old Main stood the test of time until the mid-1980s when age and modern building codes threatened to send it to the wrecking ball as had happened to its sister building at the University of Illinois. A major fund-raising campaign by alumni totally renovated Old Main. Reopening in 1992, the building maintains the feel of a Victorian-era building with high ceilings and elaborate wooden trim. Just below the surface of the period hardwood floors, Old Main is hard-wired to the internet and built to last well into its second century.

Even with renovation, Old Main remained unfinished until 2005. One of the gifts during the Campaign for the Twenty-First Century specified the installation of a clock, originally planned for the blank faces of the south tower.

As mentioned, Old Main was built from shared plans with its counterpart on the Illinois campus, with one important difference. The north tower of Arkansas' Old Main is taller than the south tower. Legend says this was symbolic of the Civil War as the lead engineer was a northern veteran.



honor of former U of A President (and, later, U.S. Senator) J. William Fulbright, who helped create the prestigious international scholarship and fellowship programs that bear his name. The U of A's distinctive Fulbright Peace Fountain, designed by architect Fay Jones, recognizes its namesake's role in promoting peaceful resolution of world conflicts.

Academically, the U of A is organized into 10 schools and colleges: the Dale Bumpers College of Agricultural, Food and Life Sciences; the College of Education and Health Professions; the College of Engineering; the J. William Fulbright College of Arts and Sciences; and the Sam M. Walton College of Business. The university also features the Fay Jones School of Architecture, the Graduate School and International Education, the Honors College, the School of Law and the Global Campus, which provides academic outreach and programs to more than 15,000 learners a year.

The U of A's total annual operating budget for FY2012 is \$528 million. Tuition and fee revenues make up the largest source of revenues, followed by an annual state appropriation. Almost 77 percent of all full-time undergraduate students receive some form of financial aid. U of A undergraduate tuition rates were ranked 38th lowest in the nation among land-grant universities, in keeping with the university's emphasis on keeping itself accessible and affordable.

In August 2011, the U of A enrolled a record 23,119 students. The student body consisted of students from all 50 states and more than 100 countries. More than 300 student organizations also exist on campus. There are plenty of things to do on- and off-campus. The HPER Center, the university's state-of-the-art recreational facility, offers a great place to climb, swim, run, lift weights, do aerobics and yoga, or play basketball. Cultural and recreational options include attending lectures, readings, and theatrical performances, shopping opportunities, and listening to live music on nearby Dickson Street.

In 2009, University Chancellor G. David Gearhart presented a long-range strategic plan that was formally endorsed by the elected leaders of the faculty, staff, and student body. The plan emphasizes a commitment to "students first," and outlines goals and strategies to ensure that all students receive the resources and support they need to achieve their academic goals. The plan also emphasizes the U of A's commitment to transparency and accountability to the people of Arkansas in its operation.

More information about the U of A may be found at www.uark.edu.

SENIOR WALK

The University of Arkansas is proud to be the last university in the nation maintaining what once was a common tradition of etching its graduates' names into the campus sidewalks. The 100,000th graduate's name went down in cement during the 1990s. The names on Senior Walk stretch over three miles of campus sidewalks.

The story of Senior Walk is a perfect example of how the University of Arkansas brings its commitment to the past together with innovations for the future. When the costs involved in hand-etching names into concrete forced numerous other universities to give up, the University of Arkansas turned to its physical plant and engineering school grads to create a one-of-a-kind computerized sandblasting machine -- the SandHog. Each summer, the SandHog roars across the front lawn of Old Main, etching the names of graduates into sidewalks.



DR. G. DAVID GEARHART

CHANCELLOR

Dr. G. David Gearhart became the chancellor of the University of Arkansas on July 1, 2008, following 10 years of service to the university as vice chancellor for university advancement. Previously he was senior vice president of Penn State University, during which time he was named a Fulbright Scholar, studying at Oxford University in Oxford, England.

His Bachelor of Arts degree is from Westminster College in Missouri. Both his law degree and his doctor of education degree are from the University of Arkansas. He is a native of Fayetteville.

Prior to being appointed chancellor, Dr. Gearhart oversaw the Campaign for the Twenty-First Century, the most successful capital campaign in Arkansas history, which raised more than \$1 billion for academic programs.

As chancellor, Dr. Gearhart instituted the first tuition freeze in 24 years and implemented a \$220 million campus building renovation and refurbishment plan, as well as a campus-wide energy savings plan. He has also undertaken a renewed emphasis on the arts on campus, including the establishment of the "All Steinway Campus."

Dr. Gearhart has additionally implemented a major cost savings program that has already resulted in over \$29.4 million in cost reduction and savings to the flagship campus. Campus enrollment has also grown by nearly 6,000 students in the past three years to almost 25,000 students. At the same time, diversity in the student body has increased significantly.

He and his wife of more than 35 years, Jane, have two children and two grandchildren.



DR. SHARON HUNT

FACULTY ATHLETICS REPRESENTATIVE

Chancellor G. David Gearhart appointed Dr. Sharon Hunt to be the faculty athletics representative (FAR) for the University of Arkansas in August 2010.

Dr. Hunt is the first woman and non-lawyer to hold the post. Dr. Hunt has been on the University of Arkansas faculty since 1990, and she served as the department head of the recently renamed Department of Health, Human Performance and Recreation from July 1, 1990 until June 30, 2011 except for the 2000-01 academic year, when she served as the interim dean of the College of Education and Health Professions. On June 30, 2011 Dr. Hunt stepped down as department head and returned to the faculty at the rank of Professor giving her more time to devote to the FAR position.

A high school athlete, Hunt's involvement with collegiate athletics dates back to her own college days at the University of Arkansas when she played extramural sports with the women's basketball and tennis teams prior to the enactment of Title IX.

After receiving her bachelor's and master's degrees in physical education from the university, she went on to earn a Doctor of Education degree from the University of Georgia, where she taught a variety of undergraduate courses as a graduate assistant. Upon the completion of her doctoral degree, she joined the faculty of the University of Kentucky for 13 years, where she taught both undergraduate and graduate courses and served as the graduate coordinator for the Department of Health, Physical Education and Recreation. In 1990, she and her family returned to Fayetteville.

The FAR's responsibilities lie in three broad areas: academic integrity within the athletics program, student-athlete well-being, and institutional control of the athletics program. Dr. Hunt is involved in the student-athlete advisory council on campus and chairs the Academic Credential Review Committee and Athletic's Academic Integrity Committee, and serves as an ex-officio member of the Faculty Athletics Committee. In addition, she travels to represent the University of Arkansas at various SEC and NCAA meetings.

Dr. Hunt is instrumental in establishing the graduate athletic training education program in the College of Education and Health Professions, and she has worked closely with athletics on that program. The athletics department provides support to students in the athletic training education program in the form of a stipend, books and travel to the Arkansas Athletic Trainers' Association annual meeting. Two endowed scholarships for athletic training students in honor of longtime Razorback trainers Dean Weber and the late Bill Ferrell were established through the athletics department.

Dr. Hunt has been married to David Hunt since 1973, and they have an adult son and daughter as well as one grandson and granddaughter.





JEFF LONG

VICE CHANCELLOR FOR INTERCOLLEGIATE ATHLETICS & DIRECTOR OF ATHLETICS

Entering his fifth full year as Vice Chancellor and Director of Athletics, Jeff Long has guided the University of Arkansas' Department of Intercollegiate Athletics through a period of unprecedented transition and gained national attention for his leadership while revitalizing a tradition-rich athletics program encompassing 19 sports and more than 460 student-athletes.

Long leads a comprehensive athletics program uniformly committed to the development of student-athletes academically, athletically and socially. A part of Chancellor G. David Gearhart's Executive Committee, Long is helping to chart the course for the future of higher education at the University of Arkansas while integrating Razorback Athletics into the campus community. In each of the past three years, Razorback Athletics has made a \$1 million gift to support the university's academic mission. The department's total support of university and student programs and initiatives includes \$1.9 million in direct funding of academic programs.

Long's leadership and unwavering commitment to the student-athletes and maintaining integrity within intercollegiate athletics has not gone unnoticed. In 2011-12, Long was named a finalist for the *SportsBusiness Journal* and *SportsBusiness Daily* Athletic Director of the Year. In the spring of 2012, the Donald W. Reynolds Foundation and longtime chairman Fred W. Smith made a gift of more than \$1.25 million to the program in recognition of Long's leadership of Razorback Athletics.

In Long's tenure, Arkansas has captured 11 conference championships and advanced to 68 post-season competitions, including the school's first Bowl Championship Series appearance in football, while drawing more than a million fans annually to campus to cheer on the Razorbacks. In 2011-12, Arkansas finished No. 20 in the Learfield Sports Directors Cup, a year-long competition ranking the nation's most successful intercollegiate athletic programs, the fourth time in the past five years the Razorbacks have finished in the nation's top 25.

In the classroom, the Razorbacks continue to set new standards including posting a student-athlete grade point average of 3.07 in 2011-12. It marked the fourth consecutive year Razorback student-athletes posted a GPA exceeding 3.0. Arkansas exceeds the national APR multi-year rate by more than 10 points in 18 sports and has seen a steady rise in graduation success rates.

Student-athlete development has also been a priority including the establishment of the Razorback Leadership Academy, the first of its kind in the Southeastern Conference. In the community, Razorback student-athletes are more active than ever volunteering more than 5,000 hours of time for more than 100 agencies, organizations and schools.

One of the nation's most active athletic directors on Twitter, Long embraces the opportunity to interact with members of the Razorback Nation whether in person or through social media.

Long was selected to replace legendary athletic director and former Razorback football coach Frank Broyles and even before he officially took the reins on Jan. 1, 2008, Arkansas announced that it would combine its previously independent men's and women's athletic programs into one combined athletic program. Long adeptly blended the men's and women's athletic departments into one unified department and established a new administrative structure.

Long has also worked tirelessly to maintain long-time relationships and to forge new relationships for the benefit of the Razorback program including extending Arkansas' relationship with War Memorial Stadium and partnering with former Razorback Jerry Jones to develop the Southwest Classic, a football series with Texas A&M played at the spectacular Cowboys Stadium.

Under Long's leadership, the program has fortified its financial standing ensuring more support for the development of student-athletes. According to the *Wall Street Journal*, Arkansas is one of only 22 self-sustaining Division I-A athletic programs in the nation. As economic indicators were beginning to point toward challenging economic times, Long signed Arkansas to a deal with IMG College to form Razorback Sports Properties that guarantees the Razorback program \$73 million during the course of the decade-long agreement. Long also negotiated an extensive all sports apparel and footwear agreement with NIKE, Inc. that will outfit all 19 Razorback sports programs through the 2014-15 season. In December 2011, *Forbes* Magazine estimated the value of the Razorback Football program at \$89 million, eighth in the nation. Arkansas saw the largest increase (59%) from the previous rankings released in 2009.

In 2010, Long moved to help meet the growing financial needs of fielding a nationally competitive all sports program. The athletic department launched the "Answer the Call" campaign through the Razorback Foundation which resulted in more than 2,600 new members and helped generate more than \$6.5 million in additional support for Razorback student-athletes.

With an eye towards the future, Long commissioned a comprehensive plan to assess the future facility needs of the program. Unveiled in October 2011, the Razorback Athletic Facilities Master Plan provided a vision and the road map for \$320 million of facility renovations and additions that will help all 19 Razorback sports remain competitive in the Southeastern Conference and nationally over the next 30 years. The first major project from the master plan, the football center, is currently being constructed with a targeted completion date in 2013.

A veteran administrator with a track record of the highest commitment to the concept of "student-athlete," Long has had more than two decades experience in athletic administration at the Division I level including at the University of Pittsburgh, University of Oklahoma, University of Michigan, Virginia Tech University, Eastern Kentucky University and Rice University. Long also understands the coach's perspective from time spent in coaching staff positions at Duke University, University of Michigan and North Carolina State University.

His experience as an athletic director and administrator in five of the six Bowl Championship Series conferences – the Big 12, Big Ten, Big East, Atlantic Coast and SEC – gives Long a uniquely informed perspective on intercollegiate athletics.

On the forefront of NCAA governance, Long has served on the NCAA Management Council, the NCAA's Sports Wagering Task Force and as a member of the Executive Committee of the Division I-A Athletic Directors' Association. Long currently serves on the NCAA Championships/Sports Management Cabinet.

Prior to assuming his current roles at Arkansas, Long served for four years as the athletic director at the University of Pittsburgh. Long redefined Pitt athletics, most notably through the "Quest for Excellence" campaign that raised nearly \$34 million to enhance the student-athlete experience. During his tenure the Panthers' were selected as the No. 17 overall program in the nation in the December 2006 *Sports Illustrated* on Campus' All-Sport Rankings.

Before arriving at Pitt, Long was senior associate athletic director at Oklahoma for two and a half years overseeing external affairs for the Sooners. In addition, Long was the primary administrator for the Sooners' highly successful football and men's basketball programs, along with sport supervision of baseball, wrestling and both golf teams.

Long's first appointment as a director of athletics was at Eastern Kentucky where he served for two and a half years. Prior to Eastern, Long had a brief stay with Virginia Tech as an associate athletics director.

He began his career in college athletic administration at Michigan, hired by legendary coach and athletics director, the late Bo Schembechler. During his seasons with the Wolverines, Long was promoted through a series of posts to the position of associate athletics director.

A former two-sport athlete at Ohio Wesleyan, Long earned seven varsity letters for the Bishops in football and baseball before completing his degree in economics in 1982. He started his post-graduate career in athletics working on head coach Tom Reed's staff as a graduate assistant football coach at the cradle of coaches, Miami University of Ohio. Long earned his master's in education at Miami in 1983, moving on to football staff positions at Rice, Duke and N.C. State prior to joining Michigan.

An Ohio native from Kettering, Long is married to the former Fanny Gellrich of Ann Arbor, Mich. The Longs have two daughters, Stephanie and Christina.



Follow me @JeffLongUA



The Longs: (l-r): Jeff, Fanny, Stephanie and Christina.



BEV LEWIS

**ASSOCIATE VICE CHANCELLOR
& EXECUTIVE ASSOCIATE AD**

Bev Lewis has served the University of Arkansas and its Razorback athletic programs for more than three decades.

The former women's athletic director prior to the department merger in 2007-08, Lewis now serves as the associate vice chancellor and executive associate athletic director for administration and sport programs. Lewis is also the coordinator of a five-member sport administrator group that provides day-to-day administrative support for each of Arkansas' 19 sports. Lewis is the sport administrator for men's and women's cross country, men's and women's track and field, men's and women's golf, gymnastics, softball and volleyball. In addition, Lewis is the primary administrator working with the Razorbacks' strength and conditioning units and athletic training and sports medicine program as well as overseeing media relations. She also serves as a liaison to the faculty senate and the faculty athletic committee, and coordinates the department's NCAA certification, Title IX compliance and strategic planning. Lewis was elected to the 2011-12 Southeastern Conference Executive Committee assisting the league office in a leadership role.

The largest portion of her service to the university was her 19-year tenure as the Director of Women's Athletics. As a result of her strong emphasis on the classroom, Razorback female student-athletes received numerous academic honors including national academic All-American of the year, team academic national titles and the university's first two SEC/H. Boyd McWhorter Scholar-Athletes of the Year.

Her leadership was also a part of the success of the university's Campaign for the Twenty-First Century. Lewis directed Women's Athletics to over \$11.5 million in direct support for women's teams. During the campaign, Lewis received one of her greatest personal honors as Bob and Marilyn Bogle requested that Arkansas' \$6 million facility be named the Bev Lewis Center. In 1998, she was voted into the University Of Arkansas Hall Of Honor.

Lewis served collegiate athletics at the highest level as an administrator, first with the NCAA Championship Cabinet and recently on the NCAA Management Council. Prior to assuming the duties of AD, Lewis was women's cross country and track coach. Her Arkansas coaching milestones included the first women's squad to achieve a national ranking and the first conference championship team with the 1988 Southwest Conference Cross Country Championships.

Lewis earned her bachelor's degree from Central Michigan in 1979 and followed it with her master's from Purdue prior to her arrival at Arkansas in 1981. The former Bev Rouse, is married to Harley Lewis.



MATT

TRANTHAM

**SENIOR ASSOCIATE AD FOR
INTERNAL OPERATIONS**

Matt Trantham joined the University of Arkansas in 2008 as the senior associate athletic director for internal operations. He oversees all Razorback facilities and events.

With this role, Trantham has overseen the Razorback Athletics Facilities Master Plan recently unveiled in October 2011. Additionally he serves as Administrative supervisor for the new Arkansas Football Center scheduled for completion during the Summer of 2013. Additional projects forthcoming as part of the Master Plan will be a Student-Athlete Success Center, a basketball practice facility and a baseball and track indoor training facility with design/constructions teams recently approved by the Board of Trustees in Sept. 2012. Other projects supervised have been the \$2.5 million renovation of Bud Walton Arena in 2008, the \$1.3 million installation of synthetic playing surface and \$1.2 million installation of ribbon boards at Donald W. Reynolds Razorback stadium in 2009, expansion of Razorback soccer team facilities in 2011 and \$4.6 million installation of new video displays at Donald W. Reynolds Razorback stadium prior to the 2012 season.

Prior to joining Arkansas, Trantham began his career with the University of Oklahoma in July 1999 as the promotions director for the athletic department where he worked with all 20 of OU's teams. He was named assistant athletic director for event management in 2004 and was promoted to associate athletic director in 2006. Prior to joining the Sooners, Trantham spent five seasons in professional sports in Washington, D.C. Trantham earned his bachelor's of science degree in business management from Centenary College in 1990 and a master's degree in sports management from the United States Sports Academy in 1998.

Trantham and wife Kristen are parents of two sons, Will and Davis, and two daughters, Morgan and Paige.



ATHLETIC DEPARTMENT ADMINISTRATION



JON FAGG
SENIOR ASSOCIATE AD FOR
COMPLIANCE AND
STUDENT-ATHLETE SERVICES

Jon Fagg joined the University of Arkansas as a senior associate athletic director for compliance and student-athlete services in the summer of 2008, overseeing all aspects of compliance and academics. He serves as a member of the senior management group for the Razorbacks and is the sport administrator for football and men's basketball.

Fagg supervises NCAA and Southeastern Conference rules compliance and education. He reports directly to the vice chancellor and director of athletics, and has an informational reporting relationship on compliance issues with the university's Office of the General Counsel.

In addition to compliance, Fagg also supervises the student-athlete services department which advises and offers support to more than 450 Razorback student-athletes.

Fagg joined the Razorback staff after spending the past seven years at North Carolina State. Hired in March 2001, he served four and half years as an assistant athletics director for compliance before being promoted to associate athletics director for compliance in the fall of 2005.

While with the Wolfpack, Fagg's responsibilities included coordinating all aspects of the NCAA compliance program, including rules education for intercollegiate staff and related university personnel, and advisement, education and interpretations regarding NCAA rules and regulations.

Prior to his tenure at North Carolina State, Fagg spent three years as the assistant athletics director for compliance at Fresno State. He also served one year as director of compliance for the Big South Conference.

His first athletics administrative experience came at Mars Hill College where he handled compliance duties as well as serving as an assistant coach for the football team for three seasons. His coaching experience also includes a stint as an assistant coach at Davidson from February 1992 to June 1993 and as a GA coach at his alma mater, the University of Arizona, from January 1991 to February 1992.

Fagg and his wife Amanda have three children: Jon Madison and twins, Reed and Ellie.



CLAYTON HAMILTON
SENIOR ASSOCIATE AD CHIEF
FINANCIAL OFFICER

Clayton Hamilton joined the Razorbacks in January, 2010, as the Chief Financial Officer for the Department of Athletics. Hamilton spent the previous nine years in financial leadership roles at the University of Colorado and Florida State University.

In his role as Senior Associate AD and Chief Financial Officer, Hamilton has oversight of the athletic department's financial affairs, which make up one of the few financially self-sustaining athletic programs in all of college athletics. Hamilton's oversight includes all budgets, accounting, financial reporting, audits, business operations, contracts, human resources, payroll, and retail store operations. He serves as a member of the Athletic Department Executive Staff, Senior Staff, and Sports Administrator Group.

Prior to joining the Razorbacks, Hamilton spent three years as the Associate Athletic Director and Chief Financial Officer for the University of Colorado, and six years in various financial roles at Florida State, serving the most recently as Assistant Athletic Director for Business Operations.

Hamilton's experience includes serving in three of the largest BCS conferences in college athletics, and on a number of NCAA strategic task forces. He is an active member of the College Athletic Business Management Association, having served most recently as president in 2009. Hamilton has received the highest award given in college athletic business administration, being named the College Athletic Business Manager of the Year in 2008.

Prior to beginning his career in college athletics, Hamilton held financial positions in the NFL with the Dallas Cowboys, in the NBA with the Cleveland Cavaliers, and in the public sector with Arkansas based ALLTEL Corporation.

A native of Little Rock, Ark., Hamilton graduated from the University of Arkansas in 1994 with a bachelor's degree in accounting. He obtained a master's degree in sports management from the United States Sports Academy in 1997, and his CPA certification from the State of Arkansas in 1998. Hamilton was also recently recognized within the State of Arkansas as one of Northwest Arkansas' Top Forty Under 40.

Hamilton and his wife Stephanie have two children, Lauren and Caylee.



BYRON HATCH
ASSOCIATE AD FOR BUSINESS

Byron Hatch joined the Razorback Athletics Department in July 2012 as the Associate Athletic Director for Business. Hatch joins the Razorbacks after spending the past seven years at the NCAA serving most recently as the director of championships and alliances.

Hatch, a native of Humphrey, Ark., earned his undergraduate degree in accounting from the University of Central Arkansas (UCA) and a law degree from the University of Arkansas at Little Rock (UALR). While in law school, Hatch worked in the offices of the Arkansas Public Defender Commission and the Pulaski County Public Defender in Little Rock, Ark.

As the NCAA's associate director of the Division I Men's basketball championship (2007-11) and then the director of championships and alliances (2011-12), Hatch served as a liaison to the Division I men's basketball committee and championship hosts assisting with the planning and conducting of the NCAA Division I Men's Basketball Tournament. Hatch was responsible for the financial administration of the championship and helped oversee the site selection process. He also was responsible for the supervision of NCAA officiating responsibilities for the championship including serving as the liaison to the National Coordinator of Men's Basketball Officiating. Hatch also worked with the NCAA Corporate and Broadcast Alliances staff to coordinate NCAA corporate champions' and partners' exposure and marketing opportunities throughout the championship.

Prior to his work in the championships and alliances division, Hatch worked in the NCAA's Department of Academic and Membership Affairs as a coordinator (2005), assistant director (2005-07) and associate director (2007). Hatch and his wife Marla, have two daughters, McKinley and Brooklyn.



CHRIS POHL
ASSOCIATE AD FOR EVENTS

A former championships director for the NCAA, Chris Pohl joined Arkansas in 2002 to manage marketing and promotion for the women's sports after 11 years at the NCAA. Pohl moved into event management in 2008 and oversees the event management department which coordinates all home and postseason events for the Razorbacks. In 2012, Pohl became the sport administrator duties for soccer as well. Her primary sport responsibilities include football, men's basketball, soccer and swimming and diving. Pohl and her staff prepare and monitor budgets for events, work with service departments including facilities, custodial services and grounds, handle game management responsibilities for all on-campus athletic events; ensuring all aspects of the facilities are ready for competition and spectator hosting, coordinate fan services for game and event management including marketing and promotions, parking services, public safety, law enforcement, life safety/emergency responders, merchandising, concessions, and other aspects of creating a first-class spectator experience.

A 1981 graduate of Central Michigan and basketball letterwinner, she earned her master's in 1984 from Penn State.



BRIAN PRACHT
ASSOCIATE AD FOR MARKETING

Brian Pracht joined the University of Arkansas Athletic Department staff as the associate athletic director for marketing and licensing in July 2010.

His responsibilities at Arkansas include overseeing marketing, promotions, ticket sales, RazorVision Productions, website development and spirit squads while also serving as the staff liaison to the University's multi-media rights holder (IMG College/Razorback Sports Properties). He is a member of the athletic department's executive staff. Pracht also directs the University's trademark licensing program, which currently ranks in the top 15 for gross revenue production among all Collegiate Licensing Company partners, and serves as the staff liaison to the SEC's television partners.

With more than 17 years of experience in intercollegiate athletics, Pracht joined the Razorback staff following seven years at Wichita State where he was the senior associate athletics director for external operations.

Pracht graduated in 1994 with a bachelor's degree in business administration from Emporia State in Kansas. He and his wife Amy have two daughters, Caroline and Lily.



TRACEY MAYS STEHLIK
ASSOCIATE AD FOR COMPLIANCE

Entering her 29th year with the University of Arkansas, Tracey Mays Stehlik serves as the associate athletic director for compliance for Razorback athletics. In addition, she is a member of the sport administrator's group, overseeing women's basketball, men's and women's tennis and swimming and diving.

Stehlik began her career as an assistant women's basketball coach with the Razorbacks, and was a part of the staff that won the only women's hoops conference championships at Arkansas. As an assistant coach, she recruited some of the greatest players in UA history, including former All-American Delmonica DeHorney, and helped lead Arkansas to back-to-back Southwest Conference titles.

She left the court and moved into athletic administration in 1995 and was promoted to associate athletic director for compliance in 1997. Stehlik's duties included the oversight of compliance, eligibility, academics and event management for the then-separate women's athletics department. Among her numerous areas of responsibility, Stehlik has served as the meet director for several SEC and NCAA events the NCAA Indoor Championships from 2003 to 2008, and the 2009 NCAA Gymnastics Regional meet. Stehlik moved into her current role when the Razorback Athletic Departments unified in 2008. As he associate athletic director for compliance, Stehlik is responsible for the oversight of all areas of compliance including eligibility, financial aid and the student-athlete opportunity fund. She oversees the day-to-day office operations and its staff and has been a leader in the on-going compliance educational efforts for the department.



ATHLETIC DEPARTMENT ADMINISTRATION

A 1982 graduate of Alabama-Birmingham with a degree in communications, Stehlik has the distinction of scoring the first point in UAB women's basketball history as a member of the first Blazer team. She earned her master's degree in athletic administration at the University of Kansas where she served as a graduate assistant basketball coach from 1983 to 1985. Stehlik and her husband, Wayne, have two daughters, Mollie, a sophomore at Arkansas, and Maggie, a senior at Fayetteville High. Wyane is the director of athletics for the Springdale (Ark.) public schools.



KEVIN TRAINOR **ASSOCIATE AD FOR PUBLIC RELATIONS**

Starting his 18th season at Arkansas, Kevin Trainor is in his fifth year as associate athletic director and his third as the department's Public Relations Director. Trainor coordinates the department's executive and crisis management communications and is the primary department liaison with University Relations. He is in charge of producing the department's annual report and serves as managing editor of Inside Razorback Athletics. He also serves as the sports administrator for baseball.

Trainor was a nearly 20-year veteran in the media relations office before assuming his current role. A university graduate in journalism in 1994, he earned his master's at Arkansas in 2005. He is an active member of the Public Relations Society of America.

Trainor and his wife, the former Ruth Whitehead, are the parents of two daughters, Emma and Ellie.



ERIC A. WOOD **ASSOCIATE AD FOR STUDENT-ATHLETE SERVICES**

Eric A. Wood joined the university in 2009, and is responsible for the oversight of student-athlete services including academic support, life skills and career development programs that contribute to the personal growth and character development of our more than 460 Razorback student-athletes. Other responsibilities include housing, student conduct, student-athlete appearance requests, drug testing administration, coordinator of diversity initiatives and the liaison to Student Affairs. Wood, a member of the athletics department senior staff was promoted to Associate Athletic Director July 2011 and currently serves on the departments Executive Staff.

Wood and his wife Celia have two daughters, Eliana Jewel and Nia Reese.



JUSTIN MALAND **ASSISTANT AD FOR FACILITIES**

Justin Maland joined the Razorbacks in 1999 and is beginning his seventh year as an Assistant AD for facilities in 2012. His areas of responsibility include oversight of all Razorback athletic facilities, including budgeting, game day operations, scheduling, upkeep, maintenance, long-range planning, daily facility operations, contracting services with outside vendors and coordination of special events. Maland supervises a staff whose responsibilities include custodial and housekeeping, buildings, grounds and other service areas and oversees external events and facility operations on campus.

The Harrison, Ark., native and former college student-athlete, provides management services in all athletic facility renovation projects and construction management of all new projects including the state-of-the-art Razorback Football Center, part of the Athletic Department's Master Plan. One of Maland's recent projects is the installation of the new videoboard for Razorback Stadium.

Maland is a 1999 graduate of Hendrix College and earned his master's degree in sports management at Arkansas in 2001.

Maland is married to the former Sarah Parnell of Booneville and they have three children, Macy, Jack and Addy.



MARK SCOBEY **ASSISTANT AD FOR TICKET OPERATIONS**

Charged with the supervision of ticket operations for all University of Arkansas men's athletic department-related sporting events, Mark Scobey is in his 36th season with the Razorbacks. He was promoted to Assistant AD for Ticket Operations in August 2012.

During his tenure at the University of Arkansas, Scobey has assisted with ticket sales for a wide assortment of events on the Fayetteville campus, including SEC and NCAA hosted championship events in baseball, tennis and track. He has also been affiliated with 20 post-season football bowl games, the 1995, 2002 and 2006 SEC football championship games, and 23 post-season basketball tournament teams, including the 1978, 1990, 1994 and 1995 Final Four clubs.

In December 2002, Scobey began the transition to Paciolan Systems, Inc., to help implement Razorback E-Tickets, a new digital ticketing system for athletic events. The system is being used this year for baseball at Baum Stadium, football at Donald W. Reynolds Razorback Stadium, and basketball at Bud Walton Arena. The addition of on-line ticket sales is now 50% of ticket volume..

Scobey joined the UA athletic staff in 1977 as an assistant athletic ticket manager and became ticket manager in 1983.

A native of Warren, Ark., Scobey lives in historic Eureka Springs.



CHAD CRUNK
ASSISTANT MEDIA RELATIONS DIRECTOR

Chad Crunk began his tenure as an Assistant Media Relations Director at the University of Arkansas in December 2010. Crunk serves as the primary contact for the baseball team and the No. 3 contact for the Razorback football program.

Crunk handled all the publicity efforts for the 2012 Razorback baseball team, which advanced to the College World Series for the seventh time in program history and finished the season with a No. 3 national ranking. Crunk also serves as the editor for *Razorback Gameday*, the official gameday program for University of Arkansas football. Crunk also served as a media relations contact for the 2011 Arkansas football team, which defeated Kansas State in the AT&T Cotton Bowl and finished the season with a No. 5 national ranking.

Crunk joined the Razorbacks after spending the previous two and a half years in the media relations at Wake Forest. During his time at Wake Forest, Crunk was the primary contact for the baseball, men's soccer and women's soccer teams, along with working with the football program. Crunk successfully promoted Demon Deacon soccer players Sam Cronin and Marcus Tracy to national awards with Cronin winning the 2008 Lowe's Senior CLASS Award and Tracy winning the 2008 M.A.C. Hermann Trophy, the highest individual honor in college soccer.

No stranger to the Southeastern Conference, Crunk previously worked as an intern at Vanderbilt University and as a student assistant in the media relations office at the University of Kentucky.

A native of Hopkinsville, Ky., Crunk graduated from the University of Kentucky in December 2006 with a degree in journalism and a minor in political science.



DAVE ENGLAND
HEAD ATHLETIC TRAINER

Dave England is in his 33rd full year and his 30th season as a member of the Arkansas athletic training staff. Along with working with the Razorback baseball team, England also works with men's basketball, men's and women's tennis, men's golf and Razorback spirit squads.

In 2004, he received the District 6 Athletic Trainer Service Award from the National Athletic Trainers Association. He was honored in 2000 as the Arkansas Athletic Trainers' Association Trainer of the Year.

England also worked at Arkansas as a student and graduate assistant athletic trainer. He returned to Fayetteville following a stint in the St. Louis Cardinals baseball organization.

A 1980 graduate of Arkansas with a bachelor's of science degree in education, England worked the 1976 Cotten Bowl and 1978 Orange Bowl football games as a student athletic trainer. He was a graduate assistant for Dean Weber in 1980-81 and went with the Razorbacks to the 1980 Hall of Fame Bowl. He also worked with baseball as a student and graduate assistant.

He then accepted an offer to work with the Cardinals. After spending some time in the lower levels of the organization, he worked his way up to the position of head trainer for the Cardinals' Double-A team in Little Rock. He returned to Arkansas in January 1984 as an assistant and was promoted to head athletic trainer in 1989.

In working with Razorback basketball, England has been to 16 NCAA Tournaments and two NITs. He's made three trips to the Final Four and worked with the 1994 NCAA Champions and the 1995 national runner-up. He returned to the College World Series with the baseball Razorbacks in 1985 and 1987. While working with football he has been to the Liberty and Cotton bowls twice, and the Orange, Holiday and Hall of Fame bowls.

One of the founding members of the Arkansas Athletic Trainers' Association in 1987, England was inducted into the AATA Hall of Fame in 1999.

He has two daughters, Jennifer (29), and Alyson (20), and a granddaughter, Ellie (2). He is married to the former Heather Cullum, who is the Director of Guest Services for the Athletic Department.



HEATHER ENGLAND
DIRECTOR OF GUEST SERVICES

Heather England assumed duties as Director of Guest Services for the University of Arkansas athletics department in July 2011 with more than 10 years of experience working within the Razorback athletics.

England assumes the role of overseeing event service and operation activities for all premium seating in each of the Razorback venues. Some of her duties include coordination with outside vendors in the suites, club lounges and club / court-side seating areas; hiring and training event services staff; and assisting patrons with any suite holder/seating needs as they arise.

Prior to the new appointment, England had served in administrative support to UA's senior administrators since August 2009. In England's previous role, her duties included communicating with donors, planning events for Razorback supporters, overseeing budgets for athletics development and men's basketball and supervising graduate assistants.

Previously, England worked for 10 years in the Arkansas Athletics Department Ticket Center, servicing requests and addressing Razorback supporters' needs. Her responsibilities included working with specific donor levels in regards to season tickets, training customer service representatives in ticket office procedures, maintaining NCAA compliance documentation and providing support during home athletic events.

Prior to beginning her work for Razorback athletics, England was co-owner of Realty Executives Metro Brokers in Fayetteville, Ark. She also worked as an optometric assistant and store manager at Brandon Eye Clinic in Springdale, Ark.

England finished a Master's in public administration at UA in May 2009, emphasizing in higher education. She also did her undergraduate work at Arkansas, earning a Bachelor's of Arts in sociology in 2005. In her time in the UA athletics department, England has served as a representative on the Staff Senate. The native of Wynne, Ark., is the wife of Razorback basketball athletic trainer, Dave England.



JUSTIN JOHNSON
ASSISTANT DIRECTOR OF ACADEMICS

Justin Johnson enters his seventh year with the Razorbacks as Assistant Director of Academics. He was promoted in July of 2012 after serving four years as an academic counselor and two years as a graduate assistant within the department. He currently works with the baseball, swimming/diving, and men's and women's golf teams. His responsibilities include monitoring academic progress to ensure student-athletes are meeting University, Southeastern Conference, and NCAA requirements, tracking continuing eligibility, and providing registration and advising services.

Johnson is a member of the National Association of Academic Advisers for Athletics, and serves on the research committee.

A 2006 graduate of the University of Arkansas, Johnson holds a bachelor of science in education and earned his master's degree in sports management at Arkansas in 2008.

Johnson served as a manager for the Razorback basketball team under the direction of Stan Heath for two years and has coached at several basketball camps and with AAU programs. In addition, Johnson interned and worked as a guest services representative for the Northwest Arkansas Naturals, a AA affiliate of the Kansas City Royals.

A native of Checotah, Okla., he is married to Ali Harter of Fayetteville, and they are expecting their first child in November.



JASON SUITT
DIRECTOR OF MARKETING

Jason Suitt has been a part of the Razorback marketing and licensing staff since the summer of 1999.

A 1999 graduate of South Carolina with a bachelor's in sports administration, Suitt assists in the marketing and promotion efforts of all 19 intercollegiate sports while focusing on the football, gymnastics and baseball programs. Suitt works closely with Razorback Sports Properties (RSP) to implement promotions at all Razorback events. He coordinates advertising traffic with four newspapers, two television stations, two local radio groups, one cable system and several specialty publications. In addition, he assists in the day-to-day operations of UA's licensing program, assists in game management, works closely with videoboard and LED board production crews and coordinates the AT&T Fan Zone tailgating area during football season.

Prior to UA's relationship with RSP, Suitt assisted in soliciting sponsorship and advertising packages, oversaw game program production and sales, assisted in the functions of RazorZone (currently Razorvision) and served as assistant general manager of the Razorback Baseball Radio Network.

He has served on several NCAA and SEC Championship committees for baseball and track & field held at UA. In 2001, he served on the committee to develop new athletic department logos.

Prior to joining UA's staff, he worked as an intern in the marketing and sports information offices at The Citadel in Charleston, S.C.

Suitt is a 1994 graduate of Sumter (S.C.) High School, where he lettered in baseball. He is a charter member of the

Fayetteville Metro Kiwanis Club, a member of the National Association of Collegiate Marketing Administrators (NACMA) and a member of the Northwest Arkansas Young Professionals. He is married to the former Ashley M. Anderson of Joplin, Mo. The couple has one daughter, Etta Mae.



MARK TAYLOR
ASSISTANT EQUIPMENT MANAGER

As assistant equipment manager, Mark Taylor plays a key role in providing Arkansas with one of the most experienced staffs around. Entering his 19th year with the Razorbacks, Taylor and equipment manager Tim Cheney have a combined 35 years of experience.

The equipment room staff handles the distribution to athletes and coaches, any necessary repair, and all ordering and laundering. They are also responsible for coordinating with the coaching staff to ensure all required practice accessories are where they should be for appropriate drills and workouts. After the team has left the field and locker room, the equipment room staff is still around, getting everything ready for the next day.

Taylor joined the athletic department in 1991 after serving in the equipment room at Nicholls State University in Thibodaux, La. He has made 10 bowl trips with the Razorbacks, including the 1991 Independence Bowl, the 1995 CarQuest Bowl, the 1999 Florida Citrus Bowl, the 2000 Cotton Bowl, the 2000 Las Vegas Bowl, the 2002 Cotton Bowl, the 2002 Music City Bowl, the 2003 Independence Bowl the 2007 Capital One Bowl and the 2008 Cotton Bowl.

An all-district football and basketball player at Harmony Grove High School in Camden, Taylor worked in the equipment room at Ouachita Baptist for four years while working on his degree. He graduated from high school in 1983 and earned his degree in health and physical education from Ouachita in 1988.

He spent his first year out of college in private business before accepting a position at Nicholls State. He earned his master's degree in education and supervision from Nicholls State while working for the equipment department.

Taylor and his wife, Kim, have two daughters, Anna and Abby.



Pat Kelly
Public Address Announcer



Wade Mosley
Turf Manager
Baum Stadium



ACADEMIC SERVICES

Recognizing the difficulty of balancing the demands of athletic competition at the highest level and completion of the rigorous academic standards of a Carnegie research-level university, the Razorback Athletic Department provides support services through both facilities and personnel to guide Arkansas student-athletes to their ultimate goal: University of Arkansas diploma.

The key components of the Office of Student-Athlete Success (OSAS) are personal development, career development, academic counseling, tutoring, study hall facilities, class attendance monitoring and incentive awards recognizing academic achievement.

BOGLE ACADEMIC CENTER

There is no higher priority for the University of Arkansas Athletic Department than the academic progress of its scholar-athletes. Thanks to the generous gift of Bob and Marilyn Bogle, the home of the Razorback Athletic Department's Office of Student-Athlete Success is the Bob and Marilyn Bogle Academic Center. The 15,000-square foot Bogle Academic Center is located in the east side of Donald W. Reynolds Razorback Stadium. Under the overall direction of Senior Associate Athletic Director Jon Fagg, the Bogle Academic Center houses the Arkansas Razorbacks Academic Support Program, the Razorback Student-Athlete Development Office and the Career Development Program.

Associate Athletic Director for Student-Athlete Services Eric A. Wood oversees the staff of professionals dedicated to directing student-athletes to reach their personal academic goals, and to do so in ways that balance their academic, athletic and personal lives.

STUDY HALL AND TUTORS

The Bogle Academic Center provides three types of study hall space. The computer lab has more than 30 stations for individual computer-based study. There is an open study hall available for group or individual study, and a quiet area for individual study time. There are 17 individual study carrels that provide space for tutors to meet with student-athletes for individual instruction in specific subjects.

Each Razorback team sets its own criteria for study hall attendance. The use of tutors is a key element for academic success, allowing for individualized assistance and for reaching academic excellence in advanced subjects.

STUDENT-ATHLETE DEVELOPMENT

The mission of the Student-Athlete Development Office is to contribute to the personal growth and character development of Razorback student-athletes through holistic programming for success in life.

The Student-Athlete Development Office continues to expand its commitment to the offerings and opportunities in the following areas:

- * Academic Excellence
- * Athletic Excellence
- * Career Development and Graduate School Preparation
- * Community Service
- * Personal Development
- * Health and Wellness
- * Leadership and Character Development
- * Financial Planning



Our Goals

- * Provide the resources to support the academic progress toward intellectual development and graduation for our student-athletes.
- * Provide career development programs that will enable our student-athletes to develop and pursue career and life goals.
- * Engage our student-athletes in experiences involving the university, local, state, national, and global communities through services.
- * Support the development of a well-balanced lifestyle, decision-making skills, encouraging emotional well-being, and personal growth for our student-athletes.
- * Invest in the personal development of our student-athletes through various programs that enable them to be successful in the classroom, the community, and in their athletic activities.

The Student-Athlete Development Office coordinated more than 6,000 hours dedicated to service in Northwest Arkansas and worldwide. Razorback student-athletes worked with more than 100 agencies giving of their time and energy last season. Student-athletes took part in career fairs, corporate office visits and interview training.

Razorback student-athletes took advantage of the Razorback Leadership Academy, the first of its kind in the SEC. Student-athletes, coaches and staff were shown steps to become better leaders on their teams, in the classroom, in the workplace and in life.

Finally, student-athletes participated in Hogs in Transition, a program designed to help Razorbacks make the move from high school to college. Incoming student-athletes are trained in note taking, time management and computer competency as they begin their collegiate careers.

New for 2011-12 was the debut of the Hogspy awards, modeled after the ESPY's, to recognize academic and athletic achievements as well as leadership and community service.

COMPLIANCE

The University of Arkansas Department of Intercollegiate Athletics is proud to have your interest and support in the Razorbacks. The Razorback Athletics Compliance Office works hard to educate its student-athletes, coaches, staff and boosters on the rules and regulations mandated by the Southeastern Conference and the NCAA.

SEC and NCAA rules and regulations can be complex, and every situation is different. The Razorback Compliance Office makes every effort to disseminate information, and they encourage student-athletes, coaches, staff and boosters to contact them if there are questions.

The Razorback Athletics Department is proud of your support of the Razorbacks, but we caution you that inadvertent actions by our fans may jeopardize the department, current student-athletes or potential student-athletes.

MARKETING

The excitement and support of the University of Arkansas athletic teams is at an all-time high. Recently, single-game attendance records have been set for many sports including football, baseball, gymnastics, soccer and soccer. Bud Walton Arena has also seen an insurgence of fans with Mike Anderson's return to Fayetteville with his "Fastest 40 Minutes in Basketball" recapturing the spirit of Razorback fans.

State-of-the-art facilities, the nation's best coaches and players and the greatest fans in college athletics come together for some of the most exciting events that take place in the state of Arkansas. The Razorback marketing staff is a big part of the behind-the-scenes success of all 19 teams at the university. They assist in the branding of our image, getting information to our fans and helping to fill our venues.

Their work is evident in our stadiums, on the videoboards and during pre-event, halftime and post-events. They work with sponsors, maintain the department's social media presence and welcome new fans with creative ticket and suite packages. The Razorback Marketing Office also handles the University's trademark licensing program ensuring fans get the Razorback quality they have come to expect.

SPIRIT SQUAD

Along with being a Razorback, serving as a Razorback Spirit Squad member has a long tradition at the University of Arkansas. Currently, the Razorbacks have two co-ed cheer squads - Arkansas Cheer and Razorback Cheer that inspire the crowds at all home and away football games, men's and women's basketball games, volleyball matches, gymnastics meets and many other pep rallies and on-campus and NWA community events.

Arkansas also has two dance teams, Arkansas Pom and Razorback Pom, that perform at all home football games, men's and women's basketball games as well as pep rallies and on-campus and community events. The squads also perform at baseball games as the RBI Girls.

Both the cheer and dance teams compete nationally at the Universal Cheer and Dance team competitions in Orlando in January.

Arkansas has a team of uniformed mascots, led by the original Big Red, the Fighting Razorback. Sue E. joined the family along with kid-sized Pork Chop in the late 1990s. Boss Hog is a 9-foot-tall inflatable mascot and Ribby, the baseball mascot complete the mascot team. They can be found at all Razorback games and events.

Jean Nail serves as the director of the spirit squad program and is assisted by Kraig Jimenez, cheer coach and Brooke Bailey, dance coach.

SPORTS MEDICINE

The University of Arkansas Sports Medicine staff is committed to provide each Razorback student-athlete with state-of-the-art medical care. The goal of our sports medicine program is to assist every student-athlete in staying healthy and injury free. The athletic training staff, in conjunction with our team physicians, will coordinate the delivery of professional and comprehensive preventative, treatment, rehabilitation, and counseling services.



Chris Wyrick
Executive Director



Dr. Sean Rochelle
Senior Associate Dir.



Billye Veteto
Chief Financial Officer



Norm DeBriyn
Associate Director



Marvin Caston
Assistant Director



John Gourlay
Assistant Director



Elizabeth Sullivan
Assistant Director



Jackie Rollins
Member Relations
Asst. to the Exec. Dir.



Charlotte Faucette
Member Relations



Debbie Scoggin
Member Relations



Julia Woods
Member Relations



Jamie Robbins
Receptionist/
Member Relations



Austin Schilling
Intern



Lauren Waldrip
Intern

BOARD OF DIRECTORS

Mr. Ken Mourtton, Chairman
Mr. Ralph Bradbury
Mr. Scott Bull, Secretary
Dr. Bo Busby
Mr. Rick Chapman
Ms. Jeanne Groff
Mr. Quinn Grovey
Mr. Gene Hudson
Mr. Jim Lindsey
Mr. Charles Scharlau, Treasurer

A Tradition of Excellence

The Razorback Foundation, a 501(c)(3) entity, partners with Razorback Athletics in providing support to approximately 460 student-athletes in the classroom and in competition. Through contributions from our members, we are able to provide scholarships, financial support for facility enhancements and other programs designed to elevate student-athletes and Arkansas athletics – all while advancing the mission of the University of Arkansas.

Being an active member of the Razorback Foundation is not only an investment in the athletic program and the University of Arkansas, it also unlocks many benefits to you. Those include priority seating and parking for athletic events and access to exclusive members-only happenings.

Building Upon a Tradition of Excellence

In the early 1970s, the Razorback Scholarship Fund was established in an effort to create an innovative way for fans to support the athletic program while receiving benefits and recognition.

Today, the Razorback Foundation still aims to provide funding necessary to help all student-athletes excel while providing rewarding benefits to our members.

By supporting Razorback Athletics and student-athletes through your tax deductible donation to the Razorback Foundation, members demonstrate a commitment to reaching new heights while ensuring that the past is honored and the future is built upon continued excellence in achievement. Contributions help attract top student-athletes, coaches and thousands of dedicated fans to the University to cheer on the Hogs.

Our Mission

The stated mission of the Razorback Foundation, Inc., is to support the athletic endeavors of the University of Arkansas Razorbacks. The Foundation assists our student-athletes by providing for scholarships, facilities and various programs that enable them to realize their dreams of achieving a quality college education while participating in athletics on a nationally competitive level.

Membership Levels

The opportunity to participate in the annual fund giving to the Razorback Foundation, Inc., has several levels, beginning at the \$50 Razorback level and continuing up to Broyles-Matthews Scholarship Platinum (\$20,000 or more). For more information about levels of giving and benefits, please visit the foundation's website at RazorbackFoundation.com.



FRANK BROYLES Athletic Director Emeritus

J. Frank Broyles joined the Razorback Foundation on Jan. 1, 2008 after completing 50 years of service to the University of Arkansas including 19 years as the head football coach and more than 34 years as the men's athletic director.



HAROLD HORTON Executive Director Emeritus

Harold Horton served the University of Arkansas for 40 years as a student-athlete, football coach and administrator before stepping down from his role as Executive Director of the Razorback Foundation in July 2012.



DONITA RITCHIE Administrative Associate to Frank Broyles

This is . . .

RAZORBACK COUNTRY

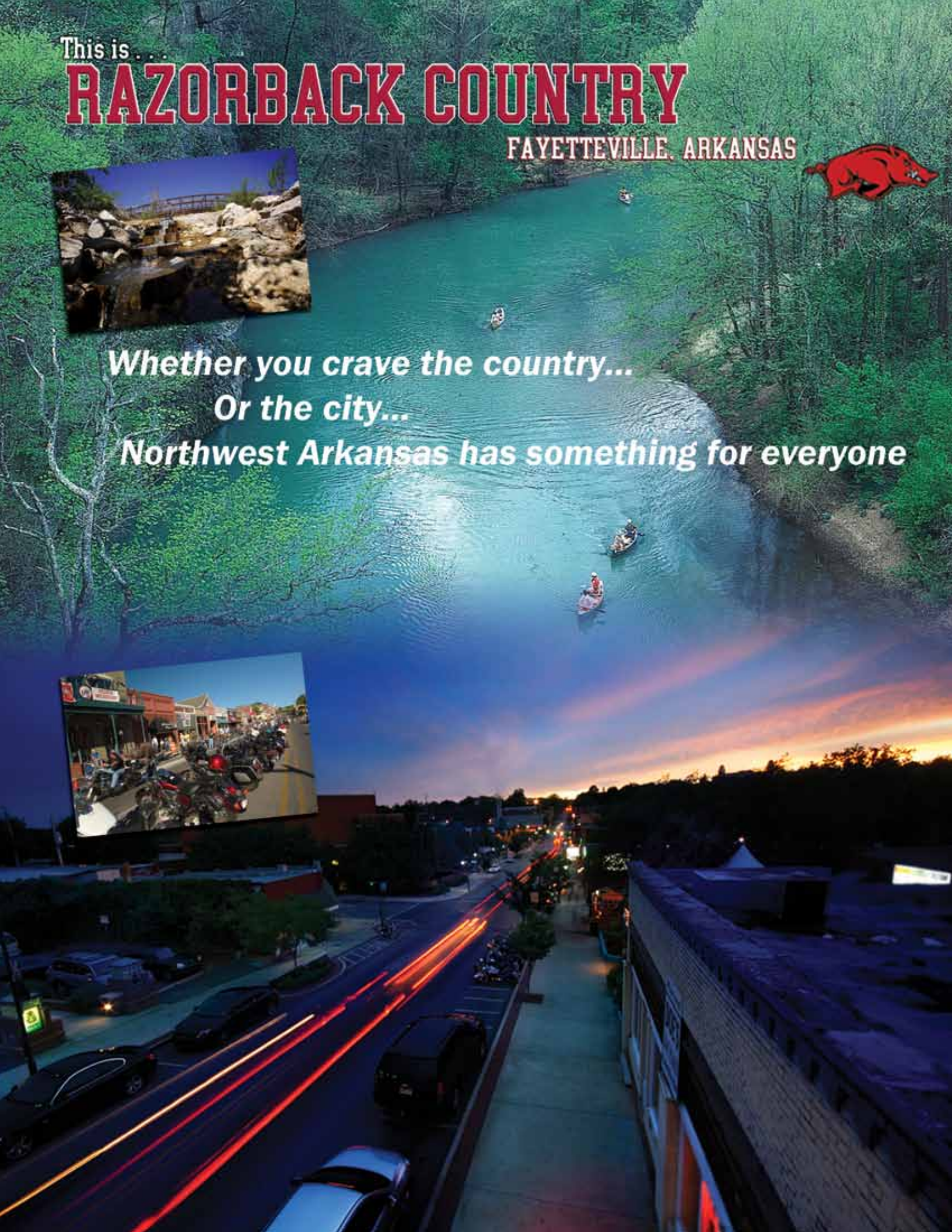
FAYETTEVILLE, ARKANSAS



Whether you crave the country...

Or the city...

Northwest Arkansas has something for everyone



2.15 **WESTERN ILLINOIS**
3:05 P.M.

2.16 **WESTERN ILLINOIS**
12:05 P.M.

2.17 **WESTERN ILLINOIS**
1:05 P.M.

2.19 **NEW ORLEANS**
3:05 P.M.

2.20 **NEW ORLEANS**
3:05 P.M.

2.22 **EVANSVILLE**
3:05 P.M.

2.23 **EVANSVILLE**
1:05 P.M.

2.24 **EVANSVILLE**
1:05 P.M.

2.28 **ARIZONA STATE***
5 P.M.

3.1 **GONZAGA***
5 P.M.

3.2 **ARIZONA STATE***
5 P.M.

3.3 **PACIFIC***
11 A.M.

3.7 **SAN DIEGO STATE**
6:05 P.M.

3.8 **SAN DIEGO STATE**
3:05 P.M.

3.9 **SAN DIEGO STATE**
1:05 P.M.

3.10 **SAN DIEGO STATE**
2:05 P.M.

3.12 **ALABAMA A&M**
6:35 P.M.

3.13 **ALABAMA A&M**
3:05 P.M.

3.15 **OLE MISS***
6:35 P.M.

3.16 **OLE MISS***
2:05 P.M.

3.17 **OLE MISS***
1:05 P.M.

3.22 **@ SOUTH CAROLINA***
6 P.M.

3.23 **@ SOUTH CAROLINA***
3 P.M.

3.24 **@ SOUTH CAROLINA***
12:30 P.M.

3.26 **MISSISSIPPI VALLEY STATE**
6:35 P.M.

3.27 **MISSISSIPPI VALLEY STATE#**
7:05 P.M.

3.29 **MISSISSIPPI STATE***
6:35 P.M.

3.30 **MISSISSIPPI STATE***
2:05 P.M.

3.31 **MISSISSIPPI STATE***
1:05 P.M.

4.4 **@ ALABAMA***
7 P.M.



@ ALABAMA*
6:35 P.M. 4.5

@ ALABAMA*
1:05 P.M. 4.6

NEW MEXICO
6:35 P.M. 4.9

NEW MEXICO
6:35 P.M. 4.10

LSU*
6:35 P.M. 4.12

LSU*
6:05 P.M. 4.13

LSU*
1:05 P.M. 4.14

@ NEBRASKA
6:35 P.M. 4.16

@ NEBRASKA
1:35 P.M. 4.17

TEXAS A&M*
6:35 P.M. 4.19

TEXAS A&M*
6:05 P.M. 4.20

TEXAS A&M*
1:05 P.M. 4.21

OKLAHOMA
6:35 P.M. 4.23

@ GEORGIA*
6 P.M. 4.26

@ GEORGIA*
2 P.M. 4.27

@ GEORGIA*
1 P.M. 4.28

MISSOURI STATE
6:35 P.M. 4.30

@ KENTUCKY*
5:30 P.M. 5.3

@ KENTUCKY*
1 P.M. 5.4

@ KENTUCKY*
NOON 5.5

TENNESSEE*
6:35 P.M. 5.10

TENNESSEE*
6:05 P.M. 5.11

TENNESSEE*
1:05 P.M. 5.12

@ AUBURN*
6 P.M. 5.16

@ AUBURN*
6 P.M. 5.17

@ AUBURN*
1 P.M. 5.18

SEC TOURNAMENT
TBA 5.21-26

NCAA REGIONAL
TBA 5.30-6.2

NCAA SUPER REGIONAL
TBA 6.7-9

COLLEGE WORLD SERIES
TBA 6.15-26

RAZORBACKSB

ARKANSASRAZORBACKS.COM

MYRAZORREWARDS.COM

ARKANSAS RAZORBACK BASEBALL

ALL TIMES CENTRAL | HOME GAMES IN CARDINAL | * COCA-COLA CLASSIC - SURPRISE, ARIZ. | # GAME PLAYED AT DICKEY-STEPHENS PARK - NORTH LITTLE ROCK, ARK. | * SOUTHEASTERN CONFERENCE GAME