

# RAZORBACK BASEBALL

**JOE  
SERRANO**

**BRIAN  
ANDERSON**

**TYLER  
SPOON**

**JALEN  
BEEKS**

**JAKE  
WISE**

**ERIC  
FISHER**

## 2014 MEDIA GUIDE





THE BASEBALL AND TRACK INDOOR TRAINING CENTER IS SET TO OPEN IN SUMMER OF 2014. THE FACILITY WILL PROVIDE APPROXIMATELY 52,000 SQUARE FEET OF CLIMATE-CONTROLLED PRACTICE SPACE, INCLUDING A PRACTICE INFIELD, THROWING AREA, BATTING AREAS AND ANCILLARY TEAM SPACES.

# NEW BASEBALL & TRACK INDOOR TRAINING CENTER





# TABLE OF CONTENTS/QUICK FACTS

<b>ARKANSAS BASEBALL</b> .....	<b>1-18</b>
Table of Contents/Quick Facts .....	1
Razorback Tradition.....	2-3
Gameday at Baum Stadium.....	4-5
Strength & Conditioning.....	6
Sports Medicine.....	7
Razorbacks with Team USA.....	8
Travel.....	9
Community Service.....	10
Media Coverage.....	11
Media Information.....	12
ArkansasRazorbacks.com .....	13
Razorback Sports Network from IMG.....	14
Numerical Roster/Pronunciation Guide.....	15
Alphabetical Roster.....	16
Roster By Position.....	17
Radio/TV Roster.....	18

<b>2014 RAZORBACKS</b> .....	<b>19-64</b>
Head Coach Dave Van Horn.....	20-23
Assistant Coach Tony Vitello .....	24-25
Pitching Coach Dave Jor.....	26-27
Clay Goodwin/Kelly Moore .....	28
Brad Flanders/Tim Carver/Managers.....	29
Diamond Dolls.....	30
RBI Girls.....	31
Brian Anderson .....	32-33
Jalen Beeks .....	34-35
Eric Fisher.....	36-37
Michael Gunn.....	38-39
Trey Killian .....	40-41
Brett McAfee.....	42-43
Chris Oliver.....	44-45
Colin Poche.....	46-47
Joe Serrano .....	48-49

## SCHOOL INFORMATION

Location .....	Fayetteville, Arkansas
Founded.....	1871
Enrollment .....	25,365
Nickname.....	Razorbacks
School Colors.....	Cardinal (PMS 202) and White
Conference .....	Southeastern (Western Division)
Chancellor ..Dr. G. David Gearhart (Westminster College, 1974)	
System President..Dr. Donald R. Bobbitt (Arkansas, 1980)	
Athletic Director .....	Jeff Long (Ohio Wesleyan, 1982)
Faculty Athletic Rep .....	Dr. Sharon Hunt (Arkansas, 1973)
Athletics Website.....	ArkansasRazorbacks.com
Ticket Office Phone .....	1-800-982-HOGS
Athletic Department Phone .....	(479) 575-6533

## BASEBALL STADIUM

Home Facility.....	Baum Stadium at George Cole Field
Capacity .....	10,737 (8,237 Chairbacks)
Stadium Opening.....	April 13, 1996
Dedication .....	May 3, 1996
Field Dimension (I-r).....	320-375-400-365-320
Surface.....	Grass

## COACHING STAFF

Head Coach .....	Dave Van Horn (Arkansas, 1988)
Record at Arkansas .....	444-245 (11 seasons, .644)
Overall Division-I .....	764-402 (19 seasons, .655)
Overall as a Head Coach .....	1,029-485 (25 seasons, .680)
Van Horn's D-I Postseason App. (Total/at UA) .....	15/11
Van Horn's College World Series Appearances.....	5
(NU: 2001, 2002; UA: 2004, 2009, 2012)	

Landon Simpson.....	50-51
Tyler Spoon .....	52-53
Jake Wise.....	54-55
Redshirts/Newcomers .....	56-64

<b>BAUM STADIUM</b> .....	<b>65-72</b>
Baum Stadium .....	66-70
Top Moments in Baum Stadium History .....	71
George Cole Field.....	72

<b>2013 REVIEW</b> .....	<b>73-91</b>
Season Review .....	74-75
Overall Stats.....	76
SEC Stats.....	77
Results .....	78
Starting Lineups (Batting Order) .....	79
Starting Lineups (Defense) .....	80
Game-by-Game Hitting .....	81
Game-by-Game Pitching .....	82
Team & Individual Game Highs.....	83
Miscellaneous Stats.....	84
Arkansas Home Run Chart .....	85
Honors & Awards .....	86
Razorbacks in Summer Ball .....	87
Departed Player Career Stats.....	88-89
2013 SEC Review .....	90
SEC Team Stats .....	91

<b>2014 OPPONENTS</b> .....	<b>93-102</b>
2014 Opponents .....	94-101
2014 SEC Baseball Tournament.....	102

<b>HISTORY &amp; RECORDS</b> .....	<b>103-170</b>
Arkansas Baseball History .....	104-105
1979 College World Series Team .....	106

Asst. Coach/Recruiting Coord....	Tony Vitello (Missouri, 2002)
Pitching Coach.....	Dave Jor (SE Missouri St., 1981)
Volunteer Asst. Coach.....	Brad Flanders (Missouri, 2005)
Student Asst. Coach.....	Tim Carver
Dir. of Baseball Operations.....	Clay Goodwin (Arkansas, 2005)
Athletic Trainer.....	Corey Wood (East Carolina, 2008)
Strength & Conditioning.....	Mike Strouhal
Managers .....	Christian Kowalchuk
.....	Jordan Larkan
.....	Michael McCann
Baseball Staff Assoc./Camp Coordinator .....	Kelly Moore
Baseball Office Phone .....	(479) 575-3655
Baseball Office Fax .....	(479) 575-5223

## 2014 TEAM INFORMATION

Lettermen Returning/Lost.....	12/16
Position Starters (including DH) Returning/Lost .....	6/3
Pitchers Returning/Lost.....	6/9
2013 Redshirts.....	4
(Josh Alberius, Blake Baxendale, Jackson Lowery, Garrett Rucker)	
Newcomers .....	23
Top Returning Players.....	Brian Anderson (INF/OF), Jalen Beeks (LHP), Eric Fisher (INF), Michael Gunn (LHP), Trey Killian (RHP), Brett McAfee (INF), Chris Oliver (RHP), Colin Poche (LHP), Joe Serrano (OF), Landon Simpson (RHP), Tyler Spoon (OF/ INF), Jake Wise (C)
Top Newcomers.....	Andrew Benintendi (OF), Clark Eagan (OF), Zach Jackson (RHP), Jacob Stone (RHP), Dominic Taccolini (RHP), Krisjon Wilkerson (DH)

1985 College World Series Team .....	107
1987 College World Series Team .....	108
1989 College World Series Team .....	109
2004 College World Series Team .....	110
2009 College World Series Team .....	111
2012 College World Series Team .....	112
NCAA Tournament History.....	113
Conference Tournament History.....	114
All-Americans.....	115
All-Conference Selections .....	116
MLB Draft Picks .....	117-118
Razorbacks In MLB .....	119
All-Time Lettermen.....	120-123
Team Records.....	124-127
Individual Records.....	128-129
Career Batting Records.....	130
Season Batting Records.....	131
Career Pitching Records.....	132
Season Pitching Records.....	133
Year-by-Year Hitting.....	134
Year-by-Year Pitching.....	135
Year-by-Year Leaders .....	136-137
Year-by-Year Results.....	138
Arkansas vs. All Opponents/Record By Date.....	139-140
Game-by-Game Series Results.....	141-157
All-Time Results.....	158-170

<b>UNIVERSITY OF ARKANSAS</b> .....	<b>171-184</b>
The University .....	172-173
University Chancellor/FAR.....	174
Vice Chancellor/Director of Athletics Jeff Long ..	175-176
Athletic Administration .....	177-181
Baseball Support Staff.....	182-183
The Razorback Foundation .....	184

## 2013 REVIEW

Overall Record .....	39-22
Home.....	24-9
Away.....	10-7
Neutral .....	5-6
SEC Record.....	18-11
SEC Tournament .....	T-3rd
SEC Finish .....	2nd, SEC Western Division
Postseason .....	2-2 - NCAA Manhattan Regional
Final <i>Baseball America</i> Ranking.....	18
Final <i>USA Today</i> Ranking.....	18
Final <i>Collegiate Baseball</i> Ranking .....	18
Final NCBWA Ranking.....	18
Final Ratings Percentage Index (RPI) .....	30

## ARKANSAS COMMUNICATIONS

Asst. Dir./Baseball ....	Derek Satterfield (Tennessee, 2008)
Office Phone.....	(479) 575-6926
Office Fax.....	(479) 575-7481
Cell Phone.....	(479) 387-4941
Office E-mail .....	dsatterf@uark.edu
Press Box Phone (Media Only).....	(479) 575-4141
Athletics Website.....	ArkansasRazorbacks.com
Mailing Address .....	Arkansas Athletic Communications
	P.O. Box 7777
	Fayetteville, AR 72702
Shipping Address .....	Arkansas Athletic Communications
	131 Barnhill Arena
	Fayetteville, AR 72701
Razorback Baseball Radio Network.....	(479) 575-7404



# TRADITION

**2** SEC REGULAR SEASON  
CHAMPIONSHIPS

**4** SEC WESTERN  
DIVISION TITLES

**5** NCAA SUPER  
REGIONAL APPEARANCES

**7** COLLEGE WORLD  
SERIES APPEARANCES

**26** NCAA TOURNAMENT  
APPEARANCES

**37** ALL  
AMERICANS

**70** ALL-CONFERENCE  
SELECTIONS





**THE 2012 RAZORBACKS  
ADVANCED TO THE  
COLLEGE WORLD SERIES  
FOR THE SEVENTH TIME IN  
PROGRAM HISTORY AFTER  
DEFEATING BAYLOR IN THE  
WACO SUPER REGIONAL.**





# GAMEDAY AT BAUM STADIUM

- >> NAMED TOP COLLEGIATE BASEBALL FACILITY BY *RIVALS.COM* IN 2008
- >> RECORD ATTENDANCE (11,462) AGAINST LSU (APRIL 2011)
- >> RANKED TOP FIVE NATIONALLY IN ATTENDANCE EACH OF THE LAST NINE SEASONS
- >> HOST OF FIVE NCAA REGIONALS AND ONE NCAA SUPER REGIONAL
- >> ALL-TIME BAUM STADIUM RECORD OF 399-158 (.716)







**LEFT: THE RBI GIRLS ENTERTAIN RAZORBACK FANS BEFORE AND DURING GAMES AT BAUM STADIUM. MIDDLE: ARKANSAS HAS SOME OF THE BEST FANS IN COLLEGE BASEBALL, CONSISTENTLY RANKING NEAR THE TOP IN NATIONAL ATTENDANCE FIGURES. RIGHT: RAZORBACK FANS PACK INTO THE HOG PEN BEHIND THE LEFT FIELD FENCE.**





# STRENGTH & CONDITIONING

## MIKE STROUHAL

**STRENGTH & CONDITIONING COACH  
ELEVENTH SEASON  
UNIV. OF SAINT MARY, '03**



A native of Kansas City, Kan., Strouhal is a 2003 graduate of the University of Saint Mary in Leavenworth, Kan., with a bachelor's in sports management and coaching. While at Saint Mary, he started four years in baseball, three years in football and began his coaching career as a strength and conditioning coach.

Strouhal is certified through the NSCA and USAW. He has overseen the development of gymnastics, baseball, freshman football, men's track sprinters and jumpers, softball and men's tennis. He has assisted with football, men's and women's basketball, soccer and volleyball, and directed an internship program.

Strouhal is married to the former Allison May and they reside in Fayetteville.



- » THE RAZORBACK BASEBALL TEAM WORKS OUT IN THE WALKER FAMILY TRAINING CENTER, WHICH IS A 38,000-SQUARE FOOT FACILITY.
- » THE WEIGHT ROOM IS ONE OF THE LARGEST IN THE COUNTRY AND HAS BEEN STUDIED AND COPIED BY OTHER UNIVERSITIES.
- » THE WEIGHT ROOM IS BROKEN UP INTO A 19,000-SQUARE FOOT WEIGHT ROOM AND A 19,000-SQUARE FOOT CONDITIONING AREA.
- » THE BASEBALL TEAM ALSO TRAINS IN THE SOUTH CAMPUS WEIGHT ROOM LOCATED IN THE TYSON INDOOR TRACK. THE 6,800-SQUARE FOOT WEIGHT ROOM WILL BE RENOVATED UPON COMPLETION TO THE INDOOR TRAINING FACILITY AS A PART OF THE #NEVERYIELD FACILITY CAMPAIGN.





# SPORTS MEDICINE



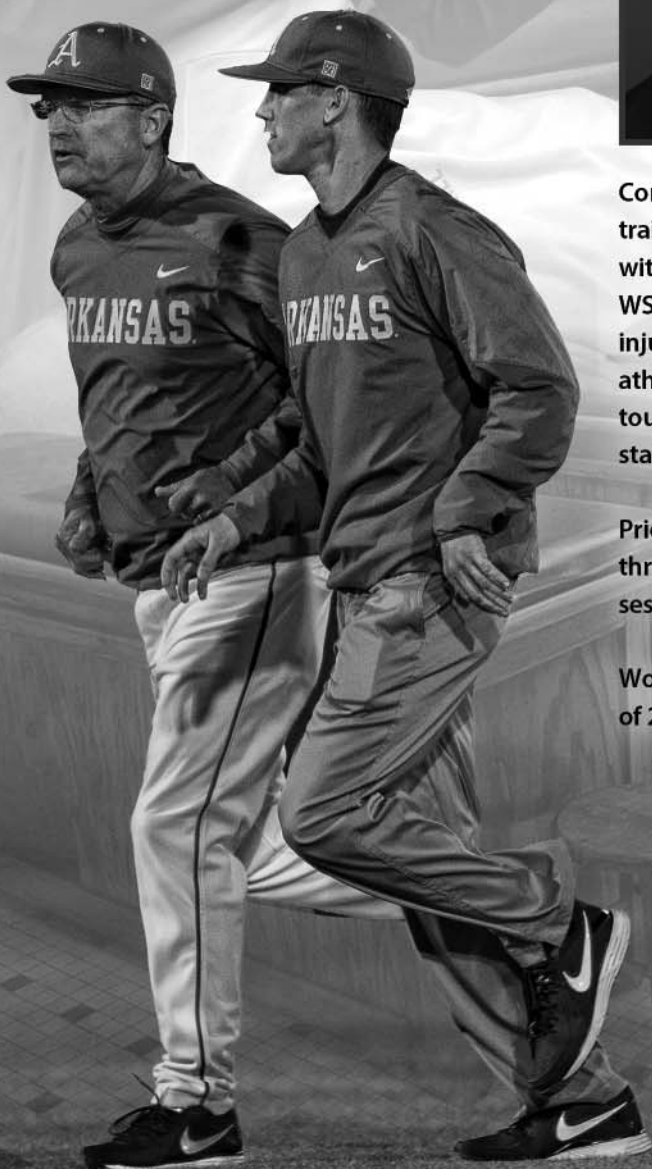
**COREY  
WOOD**

**ASST. ATHLETIC TRAINER  
THIRD SEASON  
EAST CAROLINA, '08**

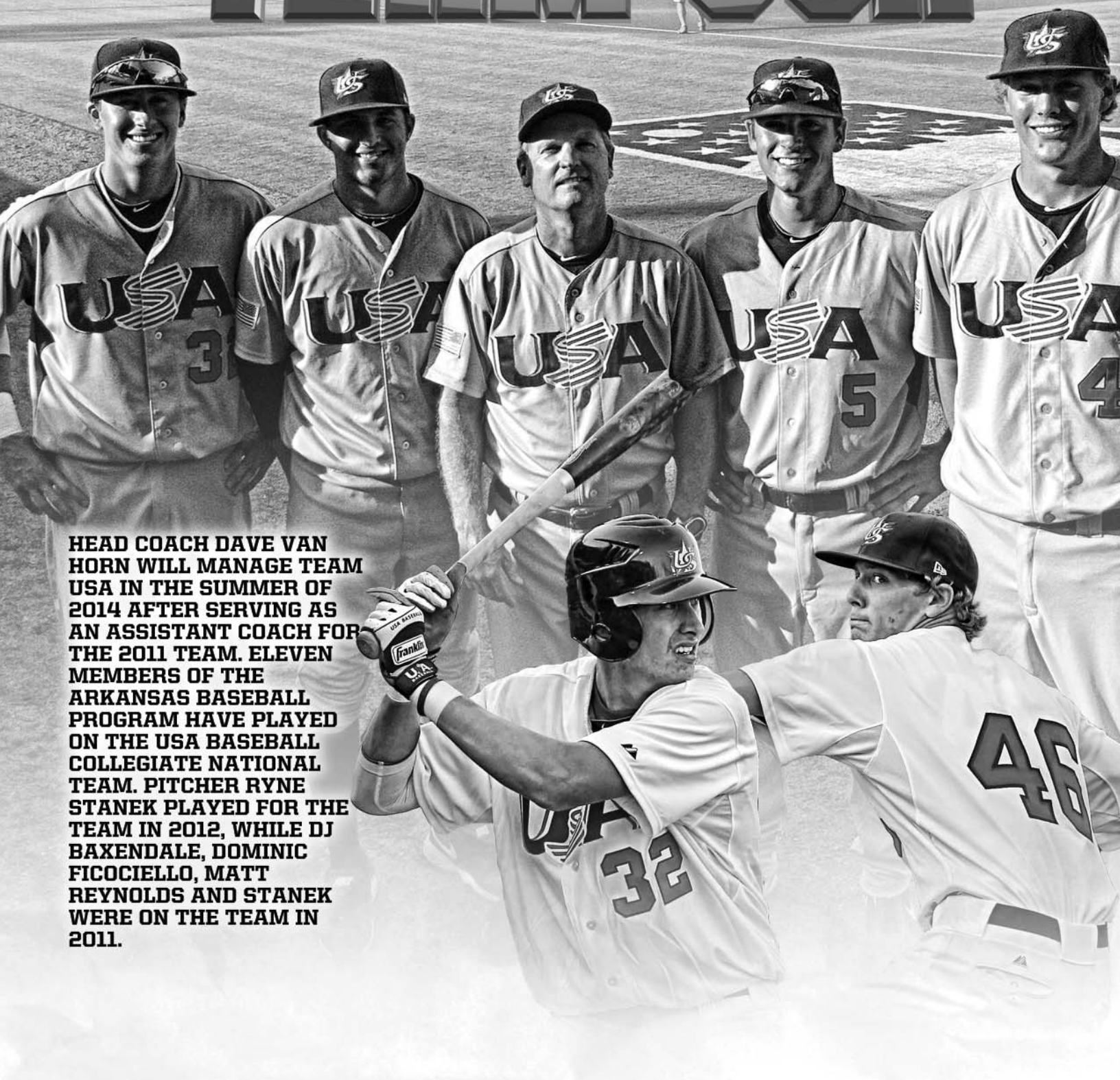
Corey Wood joined the University of Arkansas as part of the athletic training staff in June 2011. Wood spent the previous two years working with Wichita State as a graduate assistant trainer. While working with WSU's baseball team, he was responsible for the Shockers' day-to-day injury prevention and rehabilitation. Wood also served as the host athletic trainer for the 2011 Missouri Valley Conference baseball tournament and was an intern for the WSU strength and conditioning staff for a year.

Prior to WSU, Wood worked as an intern with the Cleveland Indians through their spring training in 2009. He directed the aquatic therapy sessions as well as oversaw the strength activities of the team.

Wood earned his bachelor's degree from East Carolina University in May of 2008 and his master's degree in May of 2011 from Wichita State.



# RAZORBACKS WITH TEAM USA



HEAD COACH DAVE VAN HORN WILL MANAGE TEAM USA IN THE SUMMER OF 2014 AFTER SERVING AS AN ASSISTANT COACH FOR THE 2011 TEAM. ELEVEN MEMBERS OF THE ARKANSAS BASEBALL PROGRAM HAVE PLAYED ON THE USA BASEBALL COLLEGIATE NATIONAL TEAM. PITCHER RYNE STANEK PLAYED FOR THE TEAM IN 2012, WHILE DJ BAXENDALE, DOMINIC FICOCIELLO, MATT REYNOLDS AND STANEK WERE ON THE TEAM IN 2011.



# TRAVEL & TRANSPORTATION



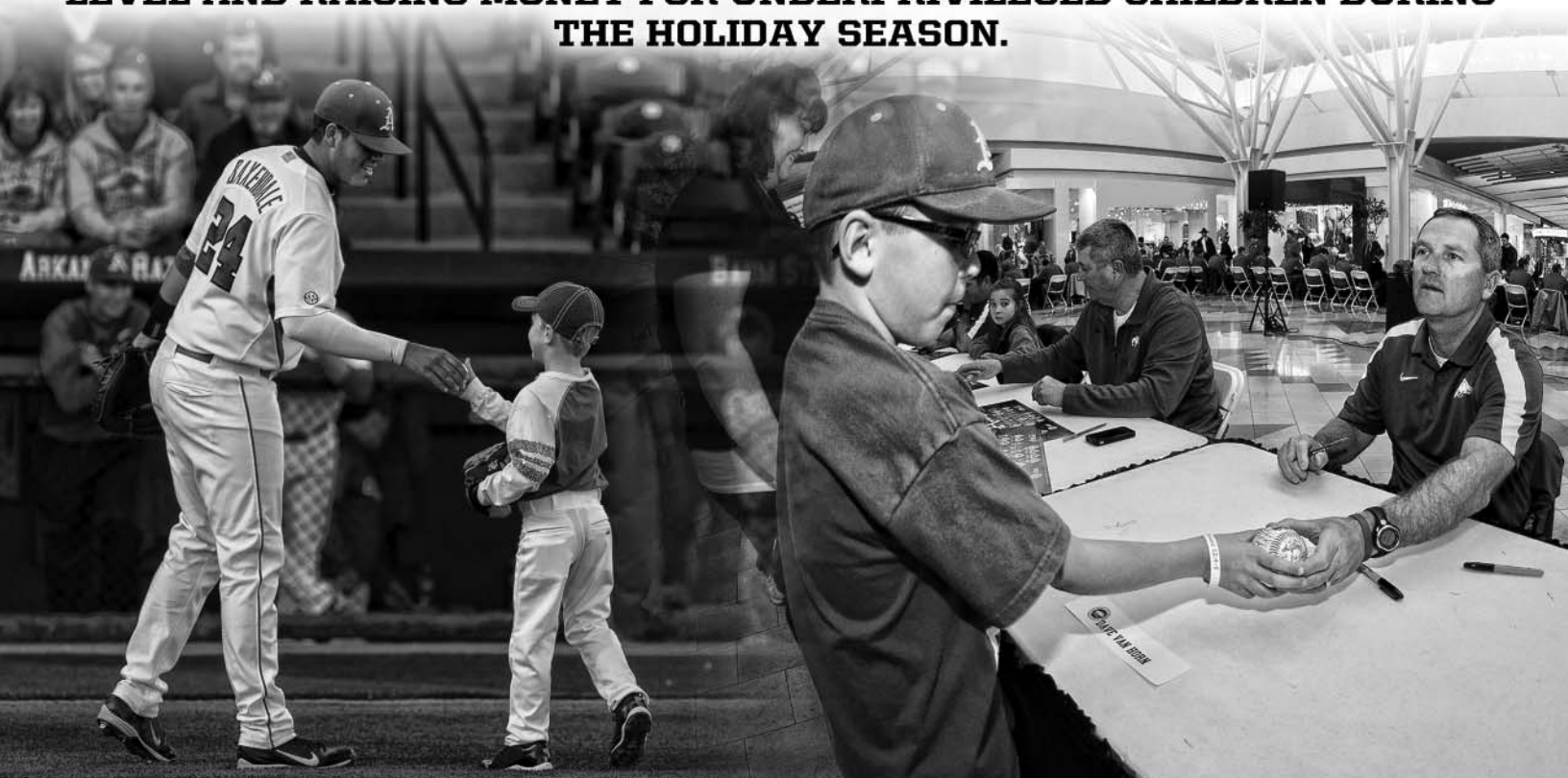
**THE RAZORBACKS USE A VARIETY OF TRAVEL MODES DURING THE SEASON FROM CHARTER AIRCRAFT TO COMMERCIAL AIRLINES TO CHARTER BUSES.**



# RAZORBACKS IN THE COMMUNITY



**THE BASEBALL TEAM IS INVOLVED IN MANY COMMUNITY SERVICE EFFORTS THROUGHOUT THE YEAR, INCLUDING READING AT LOCAL ELEMENTARY SCHOOLS, ENCOURAGING FITNESS AT THE GRASS ROOTS LEVEL AND RAISING MONEY FOR UNDERPRIVILEGED CHILDREN DURING THE HOLIDAY SEASON.**





# MEDIA ATTENTION



**THE RAZORBACKS RECEIVE COVERAGE FROM LOCAL, REGIONAL AND NATIONAL MEDIA OUTLETS THROUGHOUT THE SEASON. IN 2013, ARKANSAS APPEARED ON TELEVISION 30 TIMES, INCLUDING 16 GAMES ON THE ESPN FAMILY OF NETWORKS AND ESPN3.**





**Derek Satterfield**  
Asst. Communications Dir.

## Arkansas Baseball Athletic Communications Contact

Assistant Communications Director  
Derek Satterfield will handle all media requests regarding Arkansas Razorback baseball during the 2014 season. Media members can expect updated notes and statistics prior to each series.

### Contact Information:

Office ..... 479-575-6926  
Cell ..... 479-387-4941  
E-mail ..... dsatterf@uark.edu  
Fax ..... 479-575-7481  
Press Box ..... 479-575-4141

### Mailing Address:

Athletic Communications Department  
University of Arkansas  
P.O. Box 7777  
131 Barnhill Arena  
Fayetteville, AR 72702

### Arkansas Athletic Communications

The University of Arkansas athletic communications office is located on the north side of Barnhill Arena with office hours from 8 a.m. to 5 p.m., Monday through Friday. You can often reach us at Barnhill after hours, but if not, please leave a message on our voice mail system.

### Interview Policy

Please direct all requests for interviews with coaches and players to Derek Satterfield. For home SEC weekends, Coach Dave Van Horn will hold his weekly press conference on Thursday with players and assistant coaches available following Thursday's practice. On road SEC weekends, Coach Van Horn will hold his weekly press conference on Wednesday with players and assistant coaches available following Wednesday's practice. Players are not available for interviews on gamedays, except for post-game interviews. Post-game press conferences are held in the indoor batting cages located down the third base line. Coach Van Horn will address the media first, followed by the two or three most requested Razorback players. In the event of a double header, the only Arkansas player available between games for interviews is the starting pitcher of game one. The Arkansas clubhouse is off limits to the media at all times.

### Credentials

Members of the media should contact Derek Satterfield to request individual game credentials for Razorback baseball home games. Credential requests should be made no later than noon (CT) the day before the scheduled contest and should be directed to the communications office at 479-575-2751 or sent by e-mail to Derek Satterfield. Credential requests for away games should be made to the media relations contact of the home team.

### E-mail Updates

Members of the media may request to be added to the Arkansas communications baseball e-mail group. Subscribers will receive game notes, game stories and other information. To subscribe, send a request to Derek Satterfield. Please identify yourself and your organization in your request as this service is only available to members of the media.

### Gameday Media Services

The Arkansas communications staff provides scorecards, rosters, updated statistics and results for each team in the Baum Stadium press box prior to each home game. Box scores, play-by-play and any postgame notes are disseminated approximately 10 minutes after the conclusion of the game. An *Associated Press*-style game story is also produced by the communications office. Members of the media may request these stories be sent to their organization via e-mail by contacting a member of the communications office.

### Wireless Internet

The Baum Stadium press box is equipped with wireless internet for use by the media. Media members should log on to the "UA Wireless" network, open their internet browser and enter their email address to gain access to the network.

### Live Radio/TV

The University of Arkansas Athletics Department retains all copyrights to its home events. All visiting radio stations must contact Director of Broadcasting Chuck Barrett 48 hours prior to make arrangements. Non-conference opponents may be subject to line charges as well as rights fees. Other stations requesting a phone line should contact SBC directly. Requests for live or tape-delayed television rights should be made in advance, and in writing, to Director of Marketing Michael Harris (harrisrmr@uark.edu).

### IP-Based Streaming

The Arkansas Athletics Department retains all streaming rights for its home events. Shared streams may be provided to opponents on a reciprocating basis. Please contact Director of RazorVision Michelle Glover (mgllover@uark.edu) for any requests for IP-based data, audio or video streaming.

### Facilities/Parking

The Arkansas baseball team conducts all practices and all games at Baum Stadium at George Cole Field. Baum Stadium is located just off Razorback Road south of Martin Luther King, Jr., Boulevard. There is space for media parking on game day. Only cars with a parking credential will be allowed access to the parking lot.

### Photographers

No cameras are allowed on the Baum Stadium playing surface during games. Photographers are encouraged to use the photo wells at the end of each dugout and behind home plate.

### 2014 Baseball Media Guide

The 2014 edition of the Arkansas baseball media guide was written, typeset and edited by Assistant Communications Directors Chad Crunk and Derek Satterfield. Layout and design by Chad Crunk, Derek Satterfield and Drew Schlosser. Covers designed by Drew Schlosser. Editorial assistance provided by Mary Lynn Gibson, Zack Higbee, Zach Lawson, Patrick Pierson, Jeri Thorpe, Kevin Trainor, Paige Curtis, Shawn Hohendorf and Brent Hull. Thanks to the baseball staff for their input and assistance. Photography by Walt Beazley, Wesley Hitt, Beth Hall, Stephen Green/Chicago Cubs, Detroit Tigers, Miles Kennedy/Philadelphia Phillies, Dave Arrigo/Pittsburgh Pirates, Andy Hayt/San Diego Padres, Brad Newton/Texas Rangers, Houston Astros, USA Baseball, Jon Dyson, SportsPix, Kevin Clark of University Bus Lines, Lisa Van Horn and the Arkansas Athletic Department archives. This book was printed by The Brandt Company in Peoria, Ill.



### On the Web

Daily information regarding the Arkansas baseball team is just a click away. To keep up with all the baseball action throughout the season with athlete and coach bios, statistics, game notes, releases, records and more, visit the online home of Razorback baseball at

# ARKANSASRAZORBACKS.COM

The screenshot shows the Arkansas Razorbacks website. At the top, there's a navigation bar with links: SPORTS, SCHEDULES, TICKETS, GAME DAY, FANS, AUDIO-VIDEO, DEPARTMENT, SHOP, and RAZORBACK FOUNDATION. Below this is a 'BASEBALL' section with links: NEWS, ROSTER, COACHES, SCHEDULE, STATS, PRESS GUIDE, GAME NOTES, and CAMPS. The main content area features a large banner for the 2014 Baseball Captains: Jalen Beeks, Tyler Spoon, and Jake Wise. Below the banner, it says 'THREE RAZORBACKS NAMED CAPTAINS FOR 2014 SEASON' and 'Jalen Beeks, Tyler Spoon and Jake Wise have been named captains for the 2014 Razorback baseball team'. To the right, there's a 'SCHEDULE' section showing the next game: Saturday, February 15, Baseball vs. Appalachian State, 12:05 PM. Below the schedule, there's a 'MORE BASEBALL' section with links to various resources like Media Guide Download, Coaching Staff, Current Season Statistics, Online Questionnaire, Promotions, and Razorback Baseball Radio Network Affiliates.

### Arkansas Media Outlets

#### Arkansas Democrat-Gazette

Northwest Arkansas Bureau ..... 479-365-2969

#### Nate Allen Sports Services

Nate Allen..... 479-442-5536

#### Arkansas News Bureau (Northwest Arkansas)

Robbie Neiswanger ..... 479-301-6268

#### Arkansas News Bureau (Little Rock)

Harry King ..... 501-912-0750

#### KATV-TV (ABC)

Steve Sullivan - Sports Director ..... 501-324-7544

#### KARK-TV (NBC)

Trey Mallett..... 501-340-4521

#### KFSM-TV (CBS)

Chris Breece - Sports Director ..... 479-521-1330

#### KHOG-TV (ABC)

Mike Jacques - Sports Director ..... 479-878-6031

#### KLRT-TV (Fox 16)

David Raath - Sports Director ..... 501-217-4257

#### KNWA-TV (NBC) (Fox)

Jason Carroll - Sports Director..... 479-684-4423

#### KTHV-TV (CBS)

Mark Edwards ..... 501-244-4561

#### Hawks Illustrated (Specialty Publication)

Clay Henry - Editor ..... 800-757-6277

#### Arkansas Traveler (University)

Kristen Coppola - Sports Editor ..... 479-575-3406

#### Southwest Times Record

Scott Faldon - Sports Editor ..... 479-784-0469

#### KHBS-TV (ABC)

Fort Smith ..... 479-878-6010

#### UATV-TV (University)

Larry Foley - Faculty Manager ..... 479-575-6307

#### Associated Press

Kurt Voigt ..... 800-715-7291

# RAZORBACK SPORTS NETWORK

For the 23rd consecutive season, every pitch of the Arkansas baseball season can be heard on the Razorback Sports Network from IMG College. The network spans the state of Arkansas and can also be heard in neighboring states as well as across the globe via the internet.

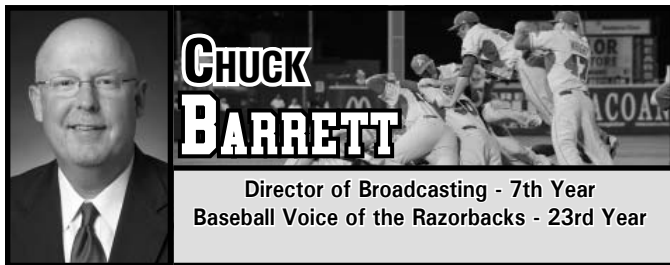
The Razorback Baseball Radio Network is one of the largest collegiate baseball radio networks in the nation. With more than 20 affiliates, Razorback baseball games are never more than a dial away no matter where an Arkansas fan resides.

Chuck Barrett returns to the booth for his 23rd season as the network's play-by-play announcer. Barrett has called nearly every pitch since the network's inception in 1992 and his voice has become synonymous with Arkansas baseball. Barrett is joined in the booth by former Arkansas Sports Information Director Rick Schaeffer who returned to Razorback baseball broadcasts in 2001 after a five-year absence. Schaeffer handles color analyst duties for most games but has filled in for the occasional play-by-play spot when Barrett has been unavailable.



## 2014 RAZORBACK BASEBALL SPORTS NETWORK AFFILIATES

KASR-FM	92.7	Conway
KAGH-FM	104.9	Crossett
KELD-FM	106.5	El Dorado
KQSM-FM	92.1	Fayetteville
KXJK-AM	950	Forrest City
KHGG-FM	103.1	Fort Smith
KHGG-AM	1580	Fort Smith
KWXI-AM	670	Glenwood
KWXI-FM	98.9	Glenwood
KFFA-AM	1360	Helena
KFFA-FM	103.1	Helena
KXAR-AM	1490	Hope
KABZ-FM	103.7	Little Rock
KBCN-FM	104.3	Marshall
KTTG-FM	96.3	Mena
KOMT-FM	107.5	Mountain Home
KTPA-AM	1370	Prescott
KURM-AM	790	Rogers
KURM-FM	100.3	Rogers
KARV-AM	610	Russellville
KARV-FM	101.3	Russellville
KSMD-FM	99.1	Searcy
KWAK-FM	105.5	Stuttgart
KKTK-AM	1400	Texarkana, Texas



Chuck Barrett is in his seventh year as a full-time member of the Arkansas athletic department, but his affiliation with the university goes back to 1992.

Barrett handles radio play-by-play duties for football, men's basketball and baseball. He is also the host of On the Air with Bret Bielema, Mike'd Up with Mike Anderson, a speaker at Razorback Club meetings and handles all voice-over work for the athletic department, in addition to other duties.

Barrett, who has been named Arkansas Sportscaster of the Year three times (2007, 2008 and 2010), originally hails from Clarksville, Ark., and has been a part of the Arkansas Razorback Sports Network football radio broadcasts for 20 years in a variety of roles. He became the play-by-play voice of the Arkansas men's basketball team at the start of the 2010-11 season, replacing Mike Nail who held the position for 29 years. He has handled Razorback baseball radio play-by-play for the past 22 seasons.

Prior to joining the Arkansas staff, he was a radio talk show host for Citadel Broadcasting for 15 years.

Barrett is a board member of the Brandon Burlsworth Foundation.





# NUMERICAL ROSTER

No.	Name	Pos.	B/T	Ht.	Wt.	Class-Exp.	Hometown/HS/Last College
1	Brian Anderson	INF/OF	R/R	6-3	185	Jr.-2L	Edmond, Okla./Deer Creek HS
3	Michael Bernal	INF	R/R	5-11	190	R-So.-TR	El Paso, Texas/J.M. Hanks HS/New Mexico JC
5	Brett McAfee	INF	R/R	6-0	180	Jr.-1L	Longview, Texas/Pine Tree HS/Panola JC
7	Bobby Wernes	INF	R/R	6-3	180	So.-TR	Olathe, Kan./Blue Valley West HS/Neosho CC
8	Tyler Spoon	OF/INF	R/R	5-11	190	R-So.-1L	Van Buren, Ark./Van Buren HS
9	Clark Eagan	OF	L/R	6-1	170	Fr.-HS	Appleton, Wis./Appleton North HS
10	Joe Serrano	OF	R/R	6-0	195	Jr.-2L	Tucson, Ariz./Salpointe Catholic HS
12	Garrett Rucker	OF	L/R	6-1	185	Fr.-RS	Arkadelphia, Ark./Arkadelphia HS
13	Michael Gunn	LHP	L/L	6-0	205	Jr.-2L	Wilson, Ark./Christian Brothers HS
14	Josh Alberius	INF	R/R	5-11	170	Fr.-RS	Little Rock, Ark./Little Rock Christian Academy
15	Colin Poché	LHP	L/L	6-3	220	So.-1L	Flower Mound, Texas/Marcus HS
16	Andrew Benintendi	OF	L/L	5-10	170	Fr.-HS	Cincinnati, Ohio/Madeira HS
18	Matt Brown	INF	R/R	6-2	200	Fr.-HS	St. Louis, Mo./Vianney HS
19	Jake Wise	C	R/R	6-0	200	Sr.-3L	Houston, Texas/Cypress HS
20	Carson Shaddy	C/OF	R/R	5-10	170	Fr.-HS	Fayetteville, Ark./Fayetteville HS
21	Trey Killian	RHP	R/R	6-2	190	So.-1L	Mountain Home, Ark./Mountain Home HS
24	Blake Baxendale	C	R/R	6-3	215	Fr.-RS	Rogers, Ark./Rogers Heritage HS
25	Dominic Taccolini	RHP	R/R	6-3	230	Fr.-HS	Sugar Land, Texas/Kempner HS
26	Austin Kerns	LHP	L/L	6-2	210	Fr.-HS	Owasso, Okla./Owasso HS
27	Henry Weiler	RHP	R/R	6-4	220	Fr.-HS	Leawood, Kan./Rockhurst HS
28	James Teague	RHP	R/R	6-0	180	Fr.-HS	Bartlesville, Okla./Bartlesville HS
29	Eric Fisher	INF	L/L	6-3	210	Jr.-2L	Spring, Texas/Klein HS
30	Jacob Stone	RHP	R/R	6-1	205	Jr.-TR	Fort Worth, Texas/Boswell HS/Weatherford JC
32	Zach Jackson	RHP	R/R	6-3	195	Fr.-HS	Berryhill, Okla./Berryhill HS
33	Krisjon Wilkerson	C/OF	R/R	6-2	220	Jr.-TR	Bay St. Louis, Miss./St. Stanislaus HS/Pearl River CC
34	Parker Sanburn	RHP	R/R	6-1	190	Fr.-HS	Kokomo, Ind./Kokomo HS
35	Jackson Lowery	RHP	R/R	6-0	175	Jr.-RS	Little Rock, Ark./Pulaski Academy/Meridian CC
37	Chris Falwell	LHP	L/L	6-6	195	Fr.-HS	Round Rock, Texas/Round Rock HS
38	Andrew Kelley	RHP	R/R	6-7	225	Fr.-HS	Spring, Texas/Klein HS
39	Chris Oliver	RHP	R/R	6-4	180	Jr.-2L	Farmington, Ark./Shiloh Christian HS
40	Lance Phillips	RHP	R/R	6-4	210	Jr.-TR	Nacogdoches, Texas/Central Heights HS/Bossier Parrish CC
41	Dominic Todarello	INF/OF	R/R	5-11	185	Fr.-HS	Hartland, Wis./Arrowhead HS
44	Alex Gosser	C	L/R	6-0	215	Fr.-HS	North Little Rock, Ark./North Little Rock HS
45	Landon Simpson	RHP	R/R	5-10	180	R-So.-1L	Magnolia, Ark./Magnolia HS
47	Lawson Vassar	RHP	R/R	6-3	195	Fr.-HS	Little Rock, Ark./Pulaski Academy
49	Jalen Beeks	LHP	L/L	5-11	180	Jr.-1L	Prairie Grove, Ark./Prairie Grove HS/Crowder CC
51	Zach Barr	LHP	L/L	6-3	200	Jr.-TR	White Hall, Ark./White Hall HS/UCA
53	Jake Smith	RHP	R/R	6-3	205	Fr.-HS	Paragould, Ark./Nettleton HS
55	Alex Phillips	RHP	R/R	6-4	225	Fr.-HS	Nacogdoches, Texas/Central Heights HS

## Coaches and Support Staff

Head Coach:	2	Dave Van Horn, 12th Season (Arkansas, 1988)
Assistant Coach:	22	Tony Vitello, 1st Season (Missouri, 2002)
Assistant Coach:	31	Dave Jorn, 18th Season (SE Missouri State, 1981)
Volunteer Assistant Coach:	17	Brad Flanders, 1st Season (Missouri, 2005)
Student Assistant Coach:	6	Tim Carver, 1st Season
Director of Operations:		Clay Goodwin
Athletic Trainer:		Corey Wood
Managers:		Christian Kowalchuk
		Jordan Larkan
		Michael McCann

## 2014 Razorback Pronunciation Guide

Josh Alberius	al-BEER-ee-us
Andrew Benintendi	ben-in-TEN-dee
Trey Killian	kill-EE-an
Colin Poche	po-SHAY
Carson Shaddy	shad-EE
Krisjon Wilkerson	CHRIS-john
Tony Vitello	VIE-tell-oh



# ALPHABETICAL ROSTER

No.	Name	Pos.	B/T	Ht.	Wt.	Class-Exp.	Hometown/HS/Last College
14	Josh Alberius	INF	R/R	5-11	170	Fr.-RS	Little Rock, Ark./Little Rock Christian Academy
1	Brian Anderson	INF/OF	R/R	6-3	185	Jr.-2L	Edmond, Okla./Deer Creek HS
51	Zach Barr	LHP	L/L	6-3	200	Jr.-TR	White Hall, Ark./White Hall HS/UCA
24	Blake Baxendale	C	R/R	6-3	215	Fr.-RS	Rogers, Ark./Rogers Heritage HS
49	Jalen Beeks	LHP	L/L	5-11	180	Jr.-1L	Prairie Grove, Ark./Prairie Grove HS/Crowder CC
16	Andrew Benintendi	OF	L/L	5-10	170	Fr.-HS	Cincinnati, Ohio/Madeira HS
3	Michael Bernal	INF	R/R	5-11	190	R-So.-TR	El Paso, Texas/J.M. Hanks HS/New Mexico JC
18	Matt Brown	INF	R/R	6-2	200	Fr.-HS	St. Louis, Mo./Vianney HS
9	Clark Eagan	OF	L/R	6-1	170	Fr.-HS	Appleton, Wis./Appleton North HS
37	Chris Falwell	LHP	L/L	6-6	195	Fr.-HS	Round Rock, Texas/Round Rock HS
29	Eric Fisher	INF	L/L	6-3	210	Jr.-2L	Spring, Texas/Klein HS
44	Alex Gosser	C	L/R	6-0	215	Fr.-HS	North Little Rock, Ark./North Little Rock HS
13	Michael Gunn	LHP	L/L	6-0	205	Jr.-2L	Wilson, Ark./Christian Brothers HS
32	Zach Jackson	RHP	R/R	6-3	195	Fr.-HS	Berryhill, Okla./Berryhill HS
38	Andrew Kelley	RHP	R/R	6-7	225	Fr.-HS	Spring, Texas/Klein HS
26	Austin Kerns	LHP	L/L	6-2	210	Fr.-HS	Owasso, Okla./Owasso HS
21	Trey Killian	RHP	R/R	6-2	190	So.-1L	Mountain Home, Ark./Mountain Home HS
35	Jackson Lowery	RHP	R/R	6-0	175	Jr.-RS	Little Rock, Ark./Pulaski Academy/Meridian CC
5	Brett McAfee	INF	R/R	6-0	180	Jr.-1L	Longview, Texas/Pine Tree HS/Panola JC
39	Chris Oliver	RHP	R/R	6-4	180	Jr.-2L	Farmington, Ark./Shiloh Christian HS
55	Alex Phillips	RHP	R/R	6-4	225	Fr.-HS	Nacogdoches, Texas/Central Heights HS
40	Lance Phillips	RHP	R/R	6-4	210	Jr.-TR	Nacogdoches, Texas/Central Heights HS/Bossier Parrish CC
15	Colin Poche	LHP	L/L	6-3	220	So.-1L	Flower Mound, Texas/Marcus HS
12	Garrett Rucker	OF	L/R	6-1	185	Fr.-RS	Arkadelphia, Ark./Arkadelphia HS
34	Parker Sanburn	RHP	R/R	6-1	190	Fr.-HS	Kokomo, Ind./Kokomo HS
10	Joe Serrano	OF	R/R	6-0	195	Jr.-2L	Tucson, Ariz./Salpointe Catholic HS
20	Carson Shaddy	C/OF	R/R	5-10	170	Fr.-HS	Fayetteville, Ark./Fayetteville HS
45	Landon Simpson	RHP	R/R	5-10	180	R-So.-1L	Magnolia, Ark./Magnolia HS
53	Jake Smith	RHP	R/R	6-3	205	Fr.-HS	Paragould, Ark./Nettleton HS
8	Tyler Spoon	OF/INF	R/R	5-11	190	R-So.-1L	Van Buren, Ark./Van Buren HS
30	Jacob Stone	RHP	R/R	6-1	205	Jr.-TR	Fort Worth, Texas/Boswell HS/Weatherford JC
25	Dominic Taccolini	RHP	R/R	6-3	230	Fr.-HS	Sugar Land, Texas/Kempner HS
28	James Teague	RHP	R/R	6-0	180	Fr.-HS	Bartlesville, Okla./Bartlesville HS
41	Dominic Todarello	INF/OF	R/R	5-11	185	Fr.-HS	Hartland, Wis./Arrowhead HS
47	Lawson Vassar	RHP	R/R	6-3	195	Fr.-HS	Little Rock, Ark./Pulaski Academy
27	Henry Weiler	RHP	R/R	6-4	220	Fr.-HS	Leawood, Kan./Rockhurst HS
7	Bobby Wernes	INF	R/R	6-3	180	So.-TR	Olathe, Kan./Blue Valley West HS/Neosho CC
33	Krisjon Wilkerson	C/OF	R/R	6-2	220	Jr.-TR	Bay St. Louis, Miss./St. Stanislaus HS/Pearl River CC
19	Jake Wise	C	R/R	6-0	200	Sr.-3L	Houston, Texas/Cypress HS

## Roster Breakdown BY CLASS

<b>Seniors</b> .....	1
Wise	
<b>Redshirt Juniors</b> .....	2
Fisher, Lowery	
<b>Juniors</b> .....	10
Anderson, Barr, Beeks, Gunn, McAfee, Oliver, Lance Phillips, Serrano, Stone, Wilkerson	
<b>Redshirt Sophomores</b> .....	3
Bernal, Simpson, Spoon	
<b>Sophomores</b> .....	3
Killian, Poche, Wernes	
<b>Redshirt Freshmen</b> .....	3
Alberius, Baxendale, Rucker	
<b>Freshmen</b> .....	17
Benintendi, Brown, Eagan, Falwell, Gosser, Jackson, Kelley, Kerns, Alex Phillips, Sanburn, Shaddy, Smith, Taccolini, Teague, Todarello, Vassar, Weiler	

## BY STATE

<b>Arizona</b> .....	1
Serrano	
<b>Arkansas</b> .....	15
Alberius, Barr, Baxendale, Beeks, Gosser, Gunn, Killian, Lowery, Oliver, Rucker, Shaddy, Simpson, Smith, Spoon, Vassar	
<b>Indiana</b> .....	1
Sanburn	
<b>Kansas</b> .....	2
Weiler, Wernes	
<b>Mississippi</b> .....	1
Wilkerson	
<b>Missouri</b> .....	1
Brown	
<b>Ohio</b> .....	1
Benintendi	
<b>Oklahoma</b> .....	4
Anderson, Jackson, Kerns, Teague	
<b>Texas</b> .....	11
Bernal, Falwell, Fisher, Kelley, McAfee, Alex Phillips, Lance Phillips, Poche, Stone, Taccolini, Wise	
<b>Wisconsin</b> .....	2
Eagan, Todarello	



## CATCHERS

No.	Name	Pos.	B/T	Ht.	Wt.	Class-Exp.	Hometown/HS/Last College
19	Jake Wise	C	R/R	6-0	200	Sr.-3L	Houston, Texas/Cypress HS
20	Carson Shaddy	C/OF	R/R	5-10	170	Fr.-HS	Fayetteville, Ark./Fayetteville HS
24	Blake Baxendale	C	R/R	6-3	215	Fr.-RS	Rogers, Ark./Rogers Heritage HS
33	Krisjon Wilkerson	C/OF	R/R	6-2	220	Jr.-TR	Bay St. Louis, Miss./St. Stanislaus HS/Pearl River CC
44	Alex Gosser	C	L/R	6-0	215	Fr.-HS	North Little Rock, Ark./North Little Rock HS

## INFIELDERS

No.	Name	Pos.	B/T	Ht.	Wt.	Class-Exp.	Hometown/HS/Last College
1	Brian Anderson	INF/OF	R/R	6-3	185	Jr.-2L	Edmond, Okla./Deer Creek HS
3	Michael Bernal	INF	R/R	5-11	190	R-So.-TR	El Paso, Texas/J.M. Hanks HS/New Mexico JC
5	Brett McAfee	INF	R/R	6-0	180	Jr.-1L	Longview, Texas/Pine Tree HS/Panola JC
7	Bobby Wernes	INF	R/R	6-3	180	So.-TR	Olathe, Kan./Blue Valley West HS/Neosho CC
14	Josh Alberius	INF	R/R	5-11	170	Fr.-RS	Little Rock, Ark./Little Rock Christian Academy
18	Matt Brown	INF	R/R	6-2	200	Fr.-HS	St. Louis, Mo./Vianney HS
29	Eric Fisher	INF	L/L	6-3	210	Jr.-2L	Spring, Texas/Klein HS
41	Dominic Todarello	INF/OF	R/R	5-11	185	Fr.-HS	Hartland, Wis./Arrowhead HS

## OUTFIELDERS

No.	Name	Pos.	B/T	Ht.	Wt.	Class-Exp.	Hometown/HS/Last College
8	Tyler Spoon	OF/INF	R/R	5-11	190	R-So.-1L	Van Buren, Ark./Van Buren HS
9	Clark Eagan	OF	L/R	6-1	170	Fr.-HS	Appleton, Wis./Appleton North HS
10	Joe Serrano	OF	R/R	6-0	195	Jr.-2L	Tucson, Ariz./Salpointe Catholic HS
12	Garrett Rucker	OF	L/R	6-1	185	Fr.-RS	Arkadelphia, Ark./Arkadelphia HS
16	Andrew Benintendi	OF	L/L	5-10	170	Fr.-HS	Cincinnati, Ohio/Madeira HS

## PITCHERS

No.	Name	Pos.	B/T	Ht.	Wt.	Class-Exp.	Hometown/HS/Last College
13	Michael Gunn	LHP	L/L	6-0	205	Jr.-2L	Wilson, Ark./Christian Brothers HS
15	Colin Poché	LHP	L/L	6-3	220	So.-1L	Flower Mound, Texas/Marcus HS
21	Trey Killian	RHP	R/R	6-2	190	So.-1L	Mountain Home, Ark./Mountain Home HS
25	Dominic Taccolini	RHP	R/R	6-3	230	Fr.-HS	Sugar Land, Texas/Kempner HS
26	Austin Kerns	LHP	L/L	6-2	210	Fr.-HS	Owasso, Okla./Owasso HS
27	Henry Weiler	RHP	R/R	6-4	220	Fr.-HS	Leawood, Kan./Rockhurst HS
28	James Teague	RHP	R/R	6-0	180	Fr.-HS	Bartlesville, Okla./Bartlesville HS
30	Jacob Stone	RHP	R/R	6-1	205	Jr.-TR	Fort Worth, Texas/Boswell HS/Weatherford JC
32	Zach Jackson	RHP	R/R	6-3	195	Fr.-HS	Berryhill, Okla./Berryhill HS
34	Parker Sanburn	RHP	R/R	6-1	190	Fr.-HS	Kokomo, Ind./Kokomo HS
35	Jackson Lowery	RHP	R/R	6-0	175	Jr.-RS	Little Rock, Ark./Pulaski Academy/Meridian CC
37	Chris Falwell	LHP	L/L	6-6	195	Fr.-HS	Round Rock, Texas/Round Rock HS
38	Andrew Kelley	RHP	R/R	6-7	225	Fr.-HS	Spring, Texas/Klein HS
39	Chris Oliver	RHP	R/R	6-4	180	Jr.-2L	Farmington, Ark./Shiloh Christian HS
40	Lance Phillips	RHP	R/R	6-4	210	Jr.-TR	Nacogdoches, Texas/Central Heights HS/Bossier Parrish CC
45	Landon Simpson	RHP	R/R	5-10	180	R-So.-1L	Magnolia, Ark./Magnolia HS
47	Lawson Vassar	RHP	R/R	6-3	195	Fr.-HS	Little Rock, Ark./Pulaski Academy
49	Jalen Beeks	LHP	L/L	5-11	180	Jr.-1L	Prairie Grove, Ark./Prairie Grove HS/Crowder CC
51	Zach Barr	LHP	L/L	6-3	200	Jr.-TR	White Hall, Ark./White Hall HS/UCA
53	Jake Smith	RHP	R/R	6-3	205	Fr.-HS	Paragould, Ark./Nettleton HS
55	Alex Phillips	RHP	R/R	6-4	225	Fr.-HS	Nacogdoches, Texas/Central Heights HS



# RADIO/TV ROSTER

ARKANSAS  
BASEBALL

2014  
RAZORBACKS

BAUM  
STADIUM

2013  
REVIEW

2014  
OPPONENTS

HISTORY  
& RECORDS

UNIVERSITY  
OF ARKANSAS



**1**  
**Brian Anderson**  
Jr. • 6-3 • 185 • R/R  
INF/OF • Edmond, Okla.



**3**  
**Michael Bernal**  
R-So. • 5-11 • 190 • R/R  
INF • El Paso, Texas



**5**  
**Brett McAfee**  
Jr. • 6-0 • 180 • R/R  
INF • Longview, Texas



**7**  
**Bobby Wernes**  
So. • 6-3 • 180 • R/R  
INF • Olathe, Kan.



**8**  
**Tyler Spoon**  
R-So. • 5-11 • 190 • R/R  
OF/INF • Van Buren, Ark.



**9**  
**Clark Eagan**  
Fr. • 6-1 • 170 • L/R  
OF • Appleton, Wis.



**10**  
**Joe Serrano**  
Jr. • 6-0 • 195 • R/R  
OF • Tucson, Ariz.



**12**  
**Garrett Rucker**  
R-Fr. • 6-1 • 185 • L/R  
OF • Arkadelphia, Ark.



**13**  
**Michael Gunn**  
Jr. • 6-0 • 205 • L/L  
LHP • Wilson, Ark.



**14**  
**Josh Alberius**  
R-Fr. • 5-11 • 170 • R/R  
INF • Little Rock, Ark.



**15**  
**Colin Poche**  
So. • 6-3 • 220 • L/L  
LHP • Flower Mound, Texas



**16**  
**Andrew Benintendi**  
Fr. • 5-10 • 170 • L/L  
OF • Cincinnati, Ohio



**18**  
**Matt Brown**  
Fr. • 6-2 • 200 • R/R  
INF • St. Louis, Mo.



**19**  
**Jake Wise**  
Sr. • 6-0 • 200 • R/R  
C • Houston, Texas



**20**  
**Carson Shaddy**  
Fr. • 5-10 • 170 • R/R  
C/OF • Fayetteville, Ark.



**21**  
**Trey Killian**  
So. • 6-2 • 190 • R/R  
RHP • Mountain Home, Ark.



**24**  
**Blake Baxendale**  
R-Fr. • 6-3 • 215 • R/R  
C • Rogers, Ark.



**25**  
**Dominic Taccolini**  
Fr. • 6-3 • 230 • R/R  
RHP • Sugar Land, Texas



**26**  
**Austin Kerns**  
Fr. • 6-2 • 210 • L/L  
LHP • Owasso, Okla.



**27**  
**Henry Weiler**  
Fr. • 6-4 • 220 • R/R  
RHP • Leawood, Kan.



**28**  
**James Teague**  
Fr. • 6-0 • 180 • R/R  
RHP • Bartlesville, Okla.



**29**  
**Eric Fisher**  
R-Jr. • 6-3 • 210 • L/L  
INF • Spring, Texas



**30**  
**Jacob Stone**  
Jr. • 6-1 • 205 • R/R  
RHP • Fort Worth, Texas



**32**  
**Zach Jackson**  
Fr. • 6-3 • 195 • R/R  
RHP • Berryhill, Okla.



**33**  
**Krisjon Wilkerson**  
Jr. • 6-2 • 220 • R/R  
C/OF • Bay St. Louis, Miss.



**34**  
**Parker Sanburn**  
Fr. • 6-1 • 190 • R/R  
RHP • Kokomo, Ind.



**35**  
**Jackson Lowery**  
R-Jr. • 6-0 • 175 • R/R  
RHP • Little Rock, Ark.



**37**  
**Chris Falwell**  
Fr. • 6-6 • 195 • L/L  
LHP • Round Rock, Texas



**38**  
**Andrew Kelley**  
Fr. • 6-7 • 225 • R/R  
RHP • Spring, Texas



**39**  
**Chris Oliver**  
Jr. • 6-4 • 180 • R/R  
RHP • Farmington, Ark.



**40**  
**Lance Phillips**  
Jr. • 6-4 • 210 • R/R  
RHP • Nacogdoches, Texas



**41**  
**Dominic Todarello**  
Fr. • 5-11 • 185 • R/R  
INF/OF • Hartland, Wis.



**44**  
**Alex Gosser**  
Fr. • 6-0 • 215 • L/R  
C • North Little Rock, Ark.



**45**  
**Landon Simpson**  
R-So. • 5-10 • 180 • R/R  
RHP • Magnolia, Ark.



**47**  
**Lawson Vassar**  
Fr. • 6-3 • 195 • R/R  
RHP • Little Rock, Ark.



**49**  
**Jalen Beeks**  
Jr. • 5-11 • 180 • L/L  
LHP • Prairie Grove, Ark.



**51**  
**Zach Barr**  
Jr. • 6-3 • 200 • L/L  
LHP • White Hall, Ark.



**53**  
**Jake Smith**  
Jr. • 6-3 • 205 • R/R  
RHP • Paragould, Ark.



**55**  
**Alex Phillips**  
Fr. • 6-4 • 225 • R/R  
RHP • Nacogdoches, Texas



**Dave Van Horn**  
Head Coach  
12th Season



**Dave Jorn**  
Assistant Coach  
18th Season



**Tony Vitello**  
Assistant Coach  
1st Season



**Brad Flanders**  
Volunteer Asst. Coach  
1st Season



**Clay Goodwin**  
Dir. of Baseball Ops.  
7th Season



**Tim Carver**  
Student Asst. Coach  
1st Season



# 2014 RAZORBACKS





## DAVE VAN HORN

### HEAD COACH

#2

12TH SEASON  
ARKANSAS, 1988



Now entering his 12th season at the helm of the Arkansas baseball program, head coach Dave Van Horn has elevated the Razorbacks to one of the nation's premier teams year in and year out. Over his first 11 seasons, Van Horn has led Arkansas to three College World Series appearances, 11 NCAA Tournament berths, one Southeastern Conference overall title, three SEC Western Division championships and a total of 444 wins, averaging more than 40 wins a season.

In 2013, Van Horn led the Razorbacks to their 12th consecutive NCAA Tournament, making the program one of seven teams in the country to advance to the NCAA Tournament each of the last 12 seasons. Arkansas finished the season with a 39-22 record and an 18-11 mark in SEC play. The Razorbacks' 18 wins in league play were the most since 2010, and Arkansas won seven of 10 conference series for the first time since the 2004 season. The Razorbacks reached the regional final of the NCAA Manhattan Regional. After dropping the opening game of the regional to Bryant, Arkansas bounced back with victories over Wichita State and Bryant before falling to host school Kansas State in the regional championship.

Following the season, Arkansas set a school record with 11 players taken in the 2013 Major League Baseball First-Year Player Draft. The 11 players drafted also was the most in the country. In a testament to the development of players once they arrive at Arkansas, 10 of the 11 draftees improved their draft position by coming to school. Since 2009, 33 of the 34 Arkansas players that have been drafted have improved their draft stock by becoming a Razorback.

For the second consecutive season, Van Horn reached a milestone as he earned his 1,000th career victory as a head coach during the 2013 season. His 1,000th win came in the third game of the series against San Diego State. In his 25 years of coaching, Van Horn has amassed a 1,029-485 (.680) record and is 444-245 (.644) at Arkansas. Entering the 2014 season, Van Horn ranks 17th among active coaches in winning percentage and 27th among active coaches in career victories.

It was announced during the 2013 season that Van Horn would serve as the head coach for the USA Baseball Collegiate National Team in the summer of 2014. Van Horn will lead the best collegiate players in the country against some of the top teams in the world, including the collegiate national teams from Cuba and Japan. Van Horn will be donning the Stars and Stripes for the second time in his coaching career as he served as an assistant coach on the Collegiate National Team in the summer of 2011, helping the team to an 11-2-1 record, which included winning three games against the Japanese Collegiate All-Stars.

For the third time in his Arkansas tenure, Van Horn guided the Razorbacks to Omaha, Neb., and the College World Series in 2012. Arkansas used a dominant pitching staff, timely hitting and strong defense to win the Houston Regional and Waco Super Regional to advance to the seventh College World Series in program history. The Razorbacks won their first two games of the College World Series and finished in a tie for third, equaling the second-best finish to a season in school history. Arkansas finished the season with a 46-22 record, the most wins for UA under Van Horn and the sixth-highest single-season win total in school history. The Razorbacks also won 40 games for the fourth straight season and for the 18th time in program history. Arkansas finished the season ranked in the top six in all four of the major college baseball polls, including a No. 3 national ranking in the *USA Today/ESPN* Coaches Poll, the NCBWA poll and the *Collegiate Baseball* poll.

Arkansas had a knack for winning the close games in 2012. The Razorbacks played 32 games decided by one or two runs and went 19-13 in those games. Arkansas was 14-9 in one-run games during the 2012 season and had a streak of

seven straight one-run victories late in the season. Six of the Razorbacks' seven wins in the NCAA Tournament were by one run, including a pair of 1-0 victories.

Van Horn reached a milestone as the Razorback head coach in 2012 as he earned his 400th win at Arkansas during UA's NCAA Tournament run. Van Horn's 400th win was a significant one as it came against Rice in the Houston Regional. The 1-0 victory over the eighth-ranked Owls put the Razorbacks in the driver's seat of the regional, which they would eventually win with a 5-1 win over Sam Houston State.

In what many people saw as a rebuilding season in 2011, Van Horn guided the Razorbacks to the program's fourth SEC Western Division championship and to the NCAA Tournament. After posting a 38-20 overall record through the SEC Tournament, the Razorbacks were sent to the NCAA Tempe Regional hosted by Arizona State. After dropping its opening game of the regional, Arkansas rallied to reach the regional championship game before eventually falling to the Sun Devils. Arkansas finished the season with a 40-22 record and closed the season ranked in the top 25 of every major poll with an RPI of 14.

Van Horn led Arkansas to the NCAA Tournament for the ninth consecutive year in 2010. The Razorbacks also reached the Super Regional round in back-to-back years for the first time in program history. On the strength of a 40-18 record after the SEC Tournament, the Razorbacks were selected to host an NCAA Regional for the fifth time in school history. Arkansas advanced to the Super Regionals with a 7-2 victory over Washington State in a winner-take-all regional championship game. In the Super Regionals, the Razorbacks went toe-to-toe with the tournament's top seed, Arizona State, on its home field. Arkansas lost a pair of 12-inning heartbreakers to finish the season with a 43-21 record.

Van Horn achieved three coaching milestones during the 2010 regular season. The Razorback skipper picked up his 300th win at Arkansas on April 9 in an 8-3 win over Mississippi State. On February 27 in a 10-8 win over Troy, Van Horn earned his 600th win as a Division I head coach. He recorded career win No. 900 on May 21 in a 4-3 victory at Vanderbilt.



The Van Horn family (L to R): Hollan, Karen, Dave and Mariel





Arkansas also set a new school record for attendance in 2010 as 292,734 fans saw a game at Baum Stadium, besting the previous record of 266,270 set during the 2007 season. The Razorbacks finished second in the country in both total attendance and average attendance (7,704 average).

For the second time in his Razorback coaching career, Van Horn and his team made the ultimate postseason push and collected the program's sixth trip to Omaha for the 2009 College World Series. Rebounding from a late-season slump, Arkansas advanced to the semifinals of the SEC Baseball Tournament before earning its eighth consecutive berth into an NCAA Regional. Supported by their fans, the Razorbacks hit the road and swept their way through the Norman Regional and Tallahassee Super Regional, besting Washington State and national seeds Oklahoma and Florida State along the way. In Omaha, Arkansas won two games and tied for a third-place national finish, equaling the 1985 team for the second-best finish in program history.

The 2009 regular season had its share of highlights, too. The Razorbacks jumped out to an 8-0 start in SEC play for the first time in program history. The club achieved another first when *Collegiate Baseball* released its April 6 poll with Arkansas ranked No. 1, the first top ranking by any publication in program history. The Razorbacks faced Arizona State in a midweek series that same week, the first No. 1 vs. No. 1 matchup at Baum Stadium. Arkansas solidified its top billing by knocking off the Sun Devils in both games.

In the finale against Arizona State, the Razorbacks had the support of a

then-Baum Stadium-record 11,014 fans. That number is a significant reminder of the traditionally strong attendance figures for the Arkansas baseball team. In 2009, the Razorbacks finished No. 2 in national attendance with an average of 7,906 fans per game.

The highly decorated coach has both individual and team honors throughout his 25-year coaching resume beginning at Texarkana (Texas) Community College all the way through the present. Individually, he has been named national coach of the year twice, regional coach of the year twice and conference coach of the year four times. His teams have made five College World Series appearances, won five outright conference championships, a Division II National Championship and made 15 consecutive appearances in the NCAA Tournament. Van Horn is one of only 11 coaches in NCAA history to lead two programs to the College World Series.

Since joining the Razorbacks as head coach, Van Horn has led his teams to an SEC Championship, three SEC Western Division titles, 11 NCAA Tournament berths and three College World Series appearances. His players have earned 16 All-America honors, 19 All-SEC nods, 82 SEC Academic Honor Roll spots and 10 Capital One Academic All-District accolades. Not resting on his laurels, Van Horn has kept his competitive juices flowing as he seeks to bring a national championship to his alma mater.

Not only have his players flourished in collegiate baseball, but several have gone on to solid professional baseball careers. More than 100 former players have signed professional contracts, including former Razorback standouts Zack Cox, Brett Eibner, Logan Forsythe, Craig Gentry, Dallas Keuchel, James McCann, Drew Smyly and Jess Todd. At the end of the 2013 season, Forsythe (Padres), Gentry (Rangers), Keuchel (Astros) and Smyly (Tigers) were all playing at the big league level.

When Van Horn took over the Razorback program prior to the 2003 season, he inherited a team that lacked depth and was thought of as weak within the SEC. Changing the culture of the team immediately, Van Horn guided his inaugural squad to both the SEC and NCAA Tournaments. His team was ranked in all four major baseball polls throughout the year and picked up series wins at No. 6 South Carolina and No. 5 Auburn.

The success of the program and Van Horn's no-nonsense approach to his team has endeared him to the Razorback faithful. The Arkansas fan base has grown steadily since Van Horn was given the reins of the program and three renovations have been completed at Baum Stadium since his arrival to accommodate the growing numbers. Baum Stadium, already one of the nicest collegiate baseball parks in the nation, has grown with the addition of nearly 5,000 chair back seats, 32 luxury boxes and now has a capacity of 10,737.

## DAVE VAN HORN AT A GLANCE

### Personal Information

- Date of Birth: Sept. 17, 1960
- Wife: Karen
- Children: Hollan, Mariel

### Alma Mater

- Masters of Science, East Texas State University (Texarkana), 1992
- Arkansas, 1988

### Head Coaching Experience

- Arkansas: 2003-Present
- Nebraska: 1998-2002
- Northwestern (La.) State: 1995-97
- Central Missouri State: 1994
- Texarkana (Texas) Community College: 1989-93

### Assistant Coaching Experience

- Arkansas: 1985-88 (graduate assistant)

### Playing Experience

- Atlanta Braves organization: 1982-84
- 10th-round selection of the Atlanta Braves: 1982
- Arkansas: 1982
- McLennan (Texas) Community College: 1980-81

### Team Accomplishments

- College World Series appearances as head coach at Arkansas: 2004, 2009, 2012 at Nebraska: 2001, 2002
- College World Series appearances as graduate assistant coach at Arkansas: 1985, 1987
- Southeastern Conference Champions: 2004
- SEC Western Division Champions: 2004, 2007, 2011
- SEC Tournament: 2003, 2004, 2005, 2006, 2007, 2009, 2010, 2011, 2012, 2013
- Big 12 Regular Season Champions: 2001
- Big 12 Tournament Champions: 1999, 2000, 2001
- 15 straight NCAA Tournament appearances: 1999, 2000, 2001, 2002, 2003, 2004, 2005, 2006, 2007, 2008, 2009, 2010, 2011, 2012, 2013)
- Southland Conference Champions: 1995, 1997
- Division II National Championship: 1994
- NJCAA Texas Eastern Conference Champions: 1992

### Awards & Honors

- SEC Coach of the Year: 2004
- *Baseball America* National Coach of the Year: 2001
- Big 12 Coach of the Year: 2001
- ABCA Midwest Region Coach of the Year: 2000, 2001
- Southland Coach of the Year: 1995, 1997
- NCAA Division II National Coach of the Year: 1994
- ABCA Central Region Coach of the Year: 1994
- Inducted into the Central Missouri State Hall of Fame: 2001
- Inducted into the Ban Johnson League Hall of Fame: 2012
- Inducted into the Winnetonka High School Hall of Fame: 2013



# DAVE VAN HORN

	The Razorbacks Under Dave Van Horn			
	W/L	Home	Away	Neutral
Alabama	20-18	12-3	6-12	2-3
Alabama A&M	2-0	2-0	-	-
Albany	1-0	1-0	-	-
Alcorn State	1-0	1-0	-	-
Arizona	0-1	-	-	0-1
Arizona State	2-7	2-0	0-5	0-2
Auburn	18-15	8-7	10-8	-
Ball State	2-1	2-1	-	-
Baylor	2-1	-	2-1	0-0
Binghamton	3-0	3-0	-	-
Bryant	1-1	-	-	1-1
Bucknell	1-0	-	-	1-0
BYU	2-0	2-0	-	-
Cal State Fullerton	1-0	-	-	1-0
Cal State Northridge	3-0	3-0	-	-
California	4-2	2-1	2-1	-
Centenary	10-2	7-1	3-1	-
Charlotte	1-1	-	-	1-1
Creighton	2-0	2-0	-	-
Dallas Baptist	2-0	0-0	1-0	1-0
Delaware State	3-0	3-0	-	-
Eastern Illinois	5-0	5-0	-	-
Evansville	3-0	3-0	-	-
Florida	19-12	10-2	7-8	2-2
Florida State	4-0	2-0	2-0	-
George Mason	1-0	-	-	1-0
Georgia	15-12	9-6	6-5	0-1
Gonzaga	2-1	2-0	-	0-1
Grambling State	1-0	1-0	-	-
Hawai'i	1-0	0-0	1-0	-
Houston	0-1	-	-	0-1
Illinois-Chicago	7-1	7-1	-	-
Illinois State	2-1	2-1	-	-
Kansas	8-1	8-1	-	-
Kansas State	3-2	3-0	0-2	-
Kent State	1-0	-	-	1-0
Kentucky	15-9	8-4	7-5	-
Lamar	0-2	-	-	0-2
Le Moyne	1-0	-	-	1-0
Louisiana State (LSU)	14-24	7-11	6-9	1-4
Louisiana Tech	14-2	6-0	5-2	3-0
McNeese State	5-1	3-1	2-0	-
Memphis	3-0	-	1-0	2-0
Miami (Ohio)	1-0	-	-	1-0
Minnesota	4-1	3-0	1-1	-
Mississippi State	18-17	8-10	9-6	1-1
Mississippi Valley State	3-0	2-0	-	1-0
Missouri	3-0	3-0	-	0-0
Missouri State	12-3	7-2	5-1	-
Missouri Southern	1-0	1-0	-	-
Navy	1-0	-	-	1-0
Nebraska	2-4	1-1	1-3	-
Nevada	1-0	1-0	-	-
New Mexico	6-2	3-1	-	3-1
New Orleans	2-0	2-0	-	-
Northern Colorado	7-1	7-1	-	-
Northwestern State	2-0	2-0	-	-
Ohio State	1-0	-	-	1-0
Oklahoma	3-2	1-0	2-2	-
Oklahoma State	3-3	1-3	1-0	1-0
Ole Miss	15-24	6-12	7-8	2-4
Oral Roberts	11-6	6-3	5-3	-
Pacific	0-1	-	-	0-1
Pepperdine	0-1	-	-	0-1
Princeton	1-0	1-0	-	-
Rice	1-0	-	1-0	-
Saint Louis	1-0	1-0	-	-
Sam Houston State	2-0	-	-	2-0
San Diego State	7-1	4-0	3-1	-
Siena	3-0	3-0	-	-
South Alabama	1-0	-	1-0	-
Southeast Missouri State	1-1	1-1	-	-
South Dakota State	3-1	3-1	-	-
South Carolina	18-14	6-6	9-5	3-3
St. John's	3-0	3-0	-	-
Stanford	0-1	-	0-1	-
Stephen F. Austin	3-0	2-0	-	1-0
TCU	1-0	-	-	1-0
Tennessee	18-11	8-4	9-6	1-1
Texas	2-3	-	1-2	1-1
Texas A&M	3-4	2-1	1-3	-
Texas-Arlington	5-0	-	2-0	3-0
Texas-Pan American	2-2	1-0	1-2	-
Texas Tech	1-0	-	-	1-0
Texas State	1-0	1-0	-	-
Troy	5-1	3-0	2-1	-
ULM	1-1	1-1	-	-
Utah	3-0	3-0	-	-
UT Martin	1-0	1-0	-	-
Valparaiso	4-1	4-1	-	-
Vanderbilt	14-15	8-6	6-5	0-4
Villanova	3-0	3-0	-	-
Virginia	1-0	-	-	1-0
Washington	0-1	-	-	0-1
Washington State	6-1	5-1	-	1-0
Western Illinois	4-1	4-1	-	-
Western Michigan	2-0	2-0	-	-
Wichita State	6-2	4-1	1-1	1-0
Wisconsin-Milwaukee	9-0	9-0	-	-
Wright State	3-0	3-0	-	-

One of the things that Van Horn is known for is recruiting fundamental players and molding them into the stars of tomorrow. In his first season with Arkansas, only two Razorbacks were taken in the Major League Baseball first year player draft. That number has grown significantly over the years with a school-record 11 players being drafted in the 2013 MLB Draft. Four of Arkansas' stars, Nick Schmidt (2007), Logan Forsythe (2008), Zack Cox (2010) and Ryne Stanek (2013) were selected in the first round of the draft and 24 players have been picked in the first 10 rounds since he took over, with Stanek (1st round, Tampa Bay Rays), Colby Suggs (2nd round, Miami Marlins) and Barrett Astin (3rd round, Milwaukee Brewers) all being taken in the first three rounds of the 2013 MLB Draft.

The Razorbacks have been successful in every facet of the game over the past 11 seasons. Hitting was the focal point in some seasons while pitching dominated in others, but Van Horn knows that to accomplish his ultimate goal it takes a total team effort.

In 2007, Arkansas won the Razorbacks' third SEC Western Division title when they went 18-12 in league play. The Razorbacks were 43-21 overall, hosted their fourth NCAA Regional and finished the season No. 18 in the final Collegiate Baseball rankings.

That team was one of Van Horn's best in terms of individual pitching prospects. Two-time first-team All-American Nick Schmidt was taken by the San Diego Padres in the first round of the MLB Draft (No. 23 overall). Right-handers Jess Todd and Duke Welker were each taken in the second round by St. Louis and Pittsburgh, respectively. Todd also earned second-team All-America honors.

The excitement around Baum Stadium that season also brought the Razorback nation out in record numbers. Arkansas fans set the school record for average attendance while also setting the then-NCAA mark for average attendance in a season with 8,089 tickets sold per game.

Schmidt's success on the mound was a continuation of his 2006 season when the lefty was named the SEC Pitcher of the Year by the league coaches. The Razorbacks went 39-21 that season and hosted another NCAA Regional.

A hot start to the 2005 season had the Razorbacks ranked as high as No. 5 nationally as they opened the year 20-2, but a rash of bad luck sidetracked what was shaping up to be a magical year. Despite the setbacks, the Razorbacks did come just a breath away from pulling one of the nation's biggest upsets as it won its first two games at the NCAA Austin Regional. Arkansas would go all the way to the final game of the regional before losing to eventual national champion Texas.

Arkansas' 2004 season was one for the history books as the Razorbacks won 45 games, shared the SEC regular-season title, hosted NCAA Regional and Super Regional games and made its fifth appearance at the College World Series. The following all came true despite the Razorbacks getting picked to finish last in the SEC's Western Division by the league coaches. Along the way, Arkansas won 19 SEC games, swept a weekend series in Baton Rouge, La., against No. 2 LSU and dispatched a tough Florida State team in the Super Regional in two games. The Razorback sweep of LSU was the first time since 1988 that the Tigers had been swept at home by a conference opponent. The Razorback





accomplishments led to a top 10 finish in all four major collegiate baseball polls, including a No. 6 ranking by *Baseball America*.

Prior to taking the helm of the Arkansas program on June 21, 2002, Van Horn enjoyed a very successful five-year run as the head coach at the University of Nebraska. In a short period of time, he built a once-fledgling program into a national powerhouse. Prior to his arrival, the Cornhuskers had made just four postseason appearances in 108 years of baseball history. With their new skipper on the bench, Nebraska went to four NCAA Tournaments and two College World Series.

During his stint with Nebraska, Van Horn amassed a 214-92 (.699) record, won three consecutive Big 12 Tournament titles and earned Nebraska's first regular-season conference title in 51 years. He was twice named the American Baseball Coaches Association's Midwest Region Coach of the Year and posted back-to-back 50-win seasons in 2000 and 2001. In his second season with Nebraska, Van Horn guided his club to its first NCAA Tournament berth in 18 years after it won the Big 12 Tournament, its first title of any kind in nearly 50 years.

Similar to what he has done at Arkansas, Nebraska's players shined with Van Horn at the helm. The Cornhuskers had at least one player named a finalist for national player of the year honors in three seasons including a pair of Howser Award Finalists. Seven players were named first-team All-America and 26 earned All-Big 12 accolades including a school-record nine in 2000. The Cornhuskers also excelled in the classroom with 30 Phillips 66 Academic All-Big 12 selections (21 first-teamers) and seven players named academic all-district.

Prior to his move to Nebraska, Van Horn coached three seasons with Northwestern State in Natchitoches, La., his first foray as a head coach in Division I. He went 106-65 (.620) in those three seasons and won two Southland Conference regular-season titles (1995 and 1997). Each title also earned him Southland Conference Coach of the Year honors.

Van Horn spent one season at the Division II level, coaching Central Missouri State in 1994, and his effects there were awe-inspiring. Taking the reins of the

program with just six weeks of preparation before the season, the Mules got off to a quick start by winning 12 of their first 13 games and eventually put together a 21-game winning streak. CMSU won the MIAA Conference Championship and the tournament title before eventually dominating at the NCAA Championships to win the school's first national championship. In 2000, Central Missouri honored Van Horn and his 1994 team by inducting them into the Central Missouri State Hall of Fame.

The storied career of Van Horn as a head coach began with a humble start at Texarkana (Texas) Community College in 1989. In five seasons with the Bulldogs, Van Horn guided Texarkana to a 214-72 (.748) record. He set records for single-season wins in four of his five seasons beginning with his first and guided his 1992 squad to the NJCAA Texas Eastern Conference Championships.

Prior to his first stint as a head coach, Van Horn worked with the man he replaced at Arkansas, coach Norm DeBriyn, for four seasons as a graduate assistant, assisting the Razorbacks to a pair of College World Series. Arkansas was 184-71-1 (.721) while he was a GA and made the NCAA Regional Tournament in each of his four seasons.

Van Horn's playing career was spent in the infield where he was a highly touted player. Two seasons at McLennan (Texas) Community College earned him All-America, Region 5 Player of the Year, all-conference and all-region honors. The standout defensive third baseman was drafted by the Chicago White Sox, but instead Van Horn transferred to Arkansas.

In one year with the Razorbacks, Van Horn earned All-Southwest Conference honors as well as the team's most valuable player and SWC Newcomer of the Year accolades. Following his junior year, the Atlanta Braves selected Van Horn in the 10th round of the 1982 draft. Van Horn would spend three seasons with the Braves organization before returning to Fayetteville to begin his coaching career.

Van Horn is married to the former Karen Lee. The couple has two daughters, Hollan (20) and Mariel (16).

## VAN HORN: YEAR-BY-YEAR

Year	School	Record	Pct.	Conf.	Place	Tourn.	Postseason
1989	Texarkana CC	39-18	.684	NA	NA	NA	
1990	Texarkana CC	44-14	.759	NA	NA	NA	
1991	Texarkana CC	45-12	.789	NA	NA	NA	
1992	Texarkana CC	48-10	.827	NA	1st	NA	
1993	Texarkana CC	38-18	.678	NA	NA	NA	
	<b>Totals</b>	<b>214-72</b>	<b>.748</b>				
1994	Central Missouri State	51-11	.823	15-1	1st (Div.)	1st (4-1)	NCAA II Champs
	<b>Totals</b>	<b>51-11</b>	<b>.823</b>	<b>15-1</b>		<b>1 (4-1)</b>	
1995	Northwestern State	37-15	.711	19-5	1st	DNP (0-2)	
1996	Northwestern State	34-27	.557	14-16	2nd (Div.)	2nd (3-2)	
1997	Northwestern State	35-23	.603	19-9	1st	DNP (0-2)	
	<b>Totals</b>	<b>106-65</b>	<b>.620</b>	<b>52-30</b>		<b>3 (3-6)</b>	
1998	Nebraska	24-20	.545	10-13	7th	DNQ	DNQ
1999	Nebraska	42-18	.700	16-9	5th	1st (4-0)	NCAA (1-2)
2000	Nebraska	51-17	.750	21-9	2nd	1st (5-1)	NCAA (4-2)
2001	Nebraska	50-16	.758	20-8	1st	1st (4-0)	CWS (5-2)
2002	Nebraska	47-21	.691	16-11	2nd	2nd (3-1)	CWS (5-3)
	<b>Totals</b>	<b>214-92</b>	<b>.699</b>	<b>67-39</b>		<b>4 (16-2)</b>	<b>4 (15-9)</b>
2003	Arkansas	35-22	.612	14-16	6th West	T-7th (0-2)	NCAA (1-2)
2004	Arkansas	45-24	.652	19-11	T-1st Overall	4th (2-2)	CWS (6-3)
2005	Arkansas	39-22	.636	13-17	T-5th West	T-7th (0-2)	NCAA (2-2)
2006	Arkansas	39-21	.650	18-12	2nd West	T-7th (0-2)	NCAA (1-2)
2007	Arkansas	43-21	.672	18-12	1st West	2nd (3-1)	NCAA (2-2)
2008	Arkansas	34-24	.586	14-15	4th West	DNQ	NCAA (0-2)
2009	Arkansas	41-24	.631	14-15	4th West	4th (2-2)	CWS (7-2)
2010	Arkansas	43-21	.672	18-12	2nd West	T-7th (0-2)	NCAA (3-3)
2011	Arkansas	40-22	.645	15-15	1st West	T-3rd (2-2)	NCAA (2-2)
2012	Arkansas	46-22	.676	16-14	T-2nd West	T-9th (0-2)	CWS (7-3)
2013	Arkansas	39-22	.639	18-11	2nd West	T-3rd (2-1)	NCAA (2-2)
	<b>Totals</b>	<b>444-245</b>	<b>.644</b>	<b>177-150</b>	<b>.541</b>	<b>10 (11-18)</b>	<b>11 (33-25)</b>
	<b>Career Totals</b>	<b>1029-485</b>	<b>.680</b>	<b>311-220</b>	<b>.586</b>	<b>34-27 (.557)</b>	<b>48-34 (.585)</b>





## TONY VITELLO

### ASST. COACH/RECRUITING COORDINATOR

MWC CONFERENCE TITLES



NCAA TOURNAMENT APPEARANCES



# #22

1ST SEASON  
MISSOURI, 2002

Tony Vitello, considered one of the top recruiters in the country, is in his first year as an assistant coach and recruiting coordinator for the University of Arkansas baseball team.

Vitello came to Arkansas after spending three seasons as an assistant coach and recruiting coordinator at TCU. Prior to TCU, Vitello was an assistant coach and recruiting coordinator at Missouri for eight years.

In his three years at TCU, Vitello brought in some of the top players in the country and helped the Horned Frogs to two NCAA Tournament appearances, including a super regional berth in 2012. The Horned Frogs started seven freshmen recruited by Vitello in the super regional at UCLA. His final recruiting class at TCU was ranked 17th in the country, and three student-athletes he signed also played for Team USA.

In 2013, 11 newcomers from an 11th-ranked recruiting class saw time on the field for TCU. A pair of Horned Frog freshmen earned freshman All-America honors as Boomer White hit .314 with 27 RBI, while Alex Young was 7-4 with five saves in 22 appearances, 20 in relief. Despite featuring four new faces, TCU's pitching staff ranked in the top 20 in most pitching categories during the 2013 season.

Vitello's 2012 recruiting class was ranked in the top 10 nationally by *Baseball America*, and the group paid immediate dividends for the Horned Frogs as 16 players made their debut during the 2012 season. Freshman Preston Morrison was named the Mountain West Conference Pitcher and Freshman of the Year and was also tabbed a third-team All-American and a freshman All-American.

Despite the team's youth, the 2012 squad had success on the field, winning the Mountain West Conference regular season and advancing to the super regionals before falling to UCLA. Four Horned Frog hitters earned all-conference accolades and six TCU players were selected in the MLB Draft.

In his first season at TCU in 2011, Vitello worked with a TCU offense that finished the season with a .306 batting average and averaged 6.7 runs per game. The team hit 141 doubles on the season, which ranked fourth all-time in school history. The Horned Frogs finished the season with 43 victories and advanced to the NCAA Regional. Five offensive players earned all-conference honors and four offensive players were selected in the 2011 MLB Draft.

In his eight seasons at Missouri, the Tigers made the postseason seven times. Vitello served as the pitching coach at Missouri, while also working with the team's hitters and serving as the first base coach. Vitello's 2008 recruiting class at Missouri was ranked No. 11 nationally by *Baseball America*, and he had top 25 recruiting classes in three of his final four years at Missouri.

Under Vitello the Tigers' ERA was consistently among the best in the Big 12 Conference, highlighted by a 3.17 mark in 2005 and a 3.36 ERA in 2006. The 2006 ERA led the Big 12 and was 11th best nationally.

In 2009, Kyle Gibson led the Big 12 with 131 strikeouts and was second in the league with 11 wins on the season. The 131 strikeouts tied the school record and the 11 wins was second most in Missouri baseball history. Gibson was selected by Minnesota in the first round of the 2009 MLB Draft, joining Aaron Crow as a first-round selection the year before. Gibson finished his career at MU with 28 wins and 304 strikeouts, which both ranked second all-time at Missouri.

Crow, who was first taken ninth in the 2008 MLB Draft, was selected with the 12th overall pick by Kansas City in 2009. In 2008, Crow became the second MU pitcher in four years to be named the Big 12 Pitcher of the Year. Crow, a first-team All-American, was also the recipient of the Clemens Award, which is given to the nation's top collegiate pitcher. He finished 2008 with a 13-0 record, setting a new school record for wins in a season, and had an ERA of 2.85.

During the 2008 season, Crow had a stretch of 43.0 scoreless innings pitched from Feb. 29-April 11 that was the fourth longest streak in NCAA history. Another member of the Tigers' staff, Ian Berger, put





together a string of 36.1 scoreless innings pitched from March 9-29. Crow and Gibson each earned All-Big 12 recognition in 2008 and Gibson was a first-team All-Big 12 selection in 2009.

In 2007, the MU pitching staff ranked fourth in the Big 12 with an ERA of 4.25. That staff included an All-Big 12 first-team selection in Crow and a second-team honoree, Rick Zagone. Zagone earned Big 12 and National Pitcher of the Week honors after throwing a near no-hitter against Kansas State.

In 2006, the MU pitching staff recorded seven shutouts and held opponents to two or fewer runs in 19 of the 63 games. In the NCAA Regional, a pair of freshmen, Zagone and Crow, recorded back-to-back complete game victories, each allowing just one run on six hits, as Mizzou went on to claim the Malibu Regional Championship.

Vitello helped mold Max Scherzer into the 11th overall draft pick in the 2006 MLB Draft. Scherzer, the 2005 Big 12 Pitcher of the Year and one of the nation's top pitchers in 2005 and 2006, improved from an ERA of 5.85 as a freshman in 2004 to a dominant 1.86 in his sophomore season when he led the Big 12 in ERA, strikeouts (131) and opponents' batting average (.163). As a junior, Scherzer had a 2.25 ERA despite fighting injuries much of the season.

During the 2005 season, the Tigers had a stretch of 26 innings without allowing a run from March 14-19 after putting together a 23-scoreless-inning stretch earlier that season. One of the most impressive pitching outings in recent history came against Texas Tech in April of 2005 when Missouri recorded the school's first no-hitter since 1981. In 2006, five Missouri pitchers were taken in the draft with two drafted in the first four rounds.

## VITELLO PERSONAL FILE

Date of Birth:	July 23, 1966
Alma Mater:	Missouri • 2002
Assistant Coaching Experience:	Arkansas • June 2013-present TCU • 2011-13 Missouri • 2003-2010 Salina Packers • 2002 Missouri • 2000-02
Playing Experience:	

As recruiting coordinator, Vitello was instrumental in bringing some of the nation's top prospects to Missouri. The 2008 class was ranked among *Collegiate Baseball's* Top-20 recruiting classes and *Baseball America* voted the class the 11th best nationally.

Following his playing career and the completion of his management degree at MU, Vitello joined the Missouri coaching staff as a volunteer assistant in 2003. He also completed his course work for his master's degree in business. The following season he was elevated to full-time assistant coach.

During his time as a Tiger assistant coach, Vitello recruited and developed 19 players who were drafted by major league teams, including major leaguers Ian Kinsler, Max Scherzer, Aaron Crow, Kyle Gibson, Nick Tepesch, Doug Mathis and Justin James.

Vitello also served as the associate head coach for the Salina Packers of the California Collegiate League in 2002. The Packers finished 50-14 and earned their first trip to the NBC World Series in Wichita, Kan.

A three-year letterwinner at Missouri, Vitello earned Academic All-Big 12 Conference honors as a senior and was named to the Big 12 Commissioner's Honor Roll twice.





## PITCHING COACH

# #31

## 18TH SEASON

## SOUTHEAST MISSOURI STATE, 1981



SEC TITLES



SEC WEST TITLES



Beginning his 18th overall season with the Razorbacks, Dave Jorn has made a lasting and profound impression on the baseball program. In his second stint with Arkansas, Jorn is beginning his 12th season as the pitching coach with head coach Dave Van Horn.

Jorn's unmistakable impact on the Razorback baseball program can not only be seen on the pitcher's mound but in the locker room and on the draft boards of every Major League Baseball team.

During two assistant coaching stints in Fayetteville, Jorn has been a part of 712 wins, five trips to the College World Series and 16 NCAA Tournament berths. In addition, the Razorbacks have enjoyed 11 40-win seasons, two 50-win campaigns and his pitchers have tossed five no-hit games. Since 2003, 27 Arkansas pitchers have been drafted and since 2009, 15 of the 16 Razorback pitchers that have been drafted improved their draft stock by coming to school at Arkansas and learning under Jorn. Three of Jorn's former pupils at the UA saw time in Major League Baseball during the 2013 season as Dallas Keuchel (Houston Astros), Drew Smyly (Detroit Tigers) and Duke Welker (Pittsburgh Pirates) all were in the big leagues.

Since returning to Arkansas in 2003, Jorn has had seven pitching staffs finish the season with an ERA of less than 4.00, including in each of the last four seasons. Over the last three seasons, his pitching staffs have accounted for the three of the 10 lowest team ERAs in program history, including a school-record 1.89 team ERA in 2013, shattering the previous school record for lowest ERA, which was 2.74 set in 1976. The 2012 squad had a team ERA of 2.83, the third-best in school history, while the 2011 pitching staff finished the season with a 3.20 team ERA, the 10th-best in school annals.

Jorn returned to Arkansas in 2003 after a 14-year career in Major League Baseball as a coach for the New York Mets, New York Yankees and Arizona Diamondbacks. Prior to working in the pros, he spent six years with the Razorbacks under legendary Arkansas head coach Norm DeBrynn. In his second tour of duty with the Razorbacks, he has revived Arkansas' pitching fortunes once again.

Under the tutelage of Jorn, the 2013 Arkansas pitching staff ranks as the best in school history and among the best nationally in recent history. The Razorbacks finished the 2013 season with a nation's best team ERA of 1.89, becoming the first school in the country to finish with a sub-2.00 ERA since Le Moyne in 1992. Arkansas' team ERA was the lowest for any team since 1976 when Connecticut posted a 1.71 team ERA. Arkansas also led the country in hits allowed per nine innings (6.78) and was fifth nationally in walks and hits allowed per innings pitched (1.11).

The Razorback pitching staff was stout from start to finish with the highest ERA on the team being Trey Killian's 3.19. All three of Arkansas' weekend starters finished with an ERA of 2.03 or below, led by second-team All-American and first-team All-SEC selection Ryne Stanek, who posted a 10-2 record with a 1.39 ERA. Barrett Astin compiled a 4-4 record with a 1.79 ERA, while Randall Fant enjoyed a breakout senior season with a 6-1 record and a 2.03 ERA. The Razorback bullpen combined for a 1.94 ERA. Colby Suggs set a single-season school record with 13 saves and a 1.74 ERA in 23 appearances. Jalen Beeks pitched in a team-high 29 games and went 6-2 with two saves and a 2.20 ERA, while Brandon Moore was 1-4 with a 2.68 ERA in 25 appearances.

Seven members of the pitching staff were selected in the 2013 MLB Draft, part of a school-record and nation-leading 11 Arkansas players taken in the draft. Along with Stanek (1st round, Tampa Bay Rays), Suggs (2nd round, Miami Marlins), Astin (3rd round, Milwaukee Brewers), Moore (17th round, Milwaukee Brewers) and Fant (29th round, Houston Astros), Arkansas pitchers Trent Daniel (17th round, Colorado Rockies) and Tyler Wright (26th round, Seattle Mariners) were also selected in the draft. Daniel had a 2.55 ERA with a 0-1 record and one save in 22 appearances, while Wright went 1-1 in 11 appearances and only allowed four unearned runs in 20.1 innings.

In 2012, Arkansas finished the season with a team ERA of 2.83, the third-lowest single-season ERA in school history. The Razorbacks ranked second in the SEC and fifth in the country in team ERA. Jorn's pitching staff was even better in the NCAA Tournament. In 10 NCAA Tournament games, Arkansas' pitching staff had a 1.92

ERA, including a team ERA of 1.80 in four College World Series games. Arkansas ranked fourth nationally in hits allowed per nine innings, giving up just 7.53 hits per nine innings. The Razorbacks finished the season with 10 shutouts, which ranked as the second-highest single-season total in school history.

Individually, 10 members of the 2012 pitching staff finished the season with an ERA under 3.20 (minimum 10 appearances). DJ Baxendale and Stanek each earned All-SEC honors from *SEBaseball.com*. Stanek also earned honorable mention All-America honors from *CollegeBaseballInsider.com*. Baxendale finished the season with an 8-5 record and a 3.11 ERA, while Stanek was 8-4 with a 2.82 ERA. Astin and Suggs headlined a strong Arkansas bullpen. Astin finished the season with 11 saves, which ranked tied for the third-highest single-season total in school history, and a 1.99 ERA. Suggs compiled a 7-1 record with a 1.38 ERA. Three members of the Razorback pitching staff were drafted in the 2012 MLB Draft. Nolan Sanburn was selected by the Oakland Athletics in the second round, Baxendale was a 10th-round pick of the Minnesota Twins and Fant was drafted in the 29th round by the Cleveland Indians.

Jorn's pitching staff in 2011 ranked among the best in the SEC and nationally. The Razorback pitching staff finished the season with a team ERA of 3.20, ranking fourth in the conference and 27th nationally. Arkansas' team ERA was the 10th-best in program history. The Razorback pitching staff combined to allow just 7.86 hits per nine innings, which ranked them 14th in the country. The Razorback bullpen was particularly strong in 2011, setting a new single-season school record with 20 saves and posting a 20-8 record with a 2.51 ERA.

Three of Jorn's pupils earned conference and national recognition following the 2011 season. Baxendale was named second-team All-SEC and earned All-Region honors after finishing his junior season with a 10-2 record, three saves and a 1.58



The Jorn family (L to R): Melinda, Dave and Maggie

## JORN PERSONAL FILE

Date of Birth:	Oct. 2, 1954
Wife:	Melinda
Children:	Christina, Molly and Maggie
Alma Mater:	Southeast Missouri State • 1981
Head Coaching Experience:	Staten Island Yankees - A (Yankees) • 2001 South Bend Silver Hawks - A (Diamondbacks) • 2000
Assistant Coaching Experience:	Arkansas • 2003-present New York Yankees Scout • 2001-02 South Bend Silver Hawks - A (Diamondbacks) • 1999-2000 Lethbridge, Alberta- R (Diamondbacks) • 1998 Columbia Bombers - A (Mets) • 1997 Kingsport Mets - A (Mets) • 1995-96 Columbia Bombers - A (Mets) • 1993-94 Albany Yankees - AA (Yankees) • 1991-92 Greensboro Bats - A (Yankees) • 1990 Prince William Cannons - A (Yankees) • 1989 Arkansas • 1983-88 Lurleen B. Wallace (Ala.) Junior College • 1982
Playing Experience:	Springfield (Ill.) - AAA (Cardinals) • 1981 Little Rock (Ark.) - AA (Cardinals) • 1980 St. Petersburg (Fla.) - A (Cardinals) • 1978-79 Gastonia (N.C.) - A (Cardinals) • 1977 Sarasota (Fla.) - R (Cardinals) • 1976 Southeast Missouri State • 1975-76 Belleville (Ill.) Junior College • 1973-74

ERA. Baxendale was the first Razorback pitcher to record double-digit wins in a season since Nick Schmidt in 2007 and posted the fifth-lowest ERA in program history. Astin and Sanburn each earned freshman All-America honors following the season. Astin appeared in a team-high 27 games and had a 5-2 record with three saves and 2.72 ERA. Sanburn led Arkansas with eight saves and compiled a 2-4 record with a 3.62 ERA.

In 2010, the Razorback rotation finished the year with a 3.93 ERA, finishing third in the conference and posting the first sub-4.00 ERA since the 2007 season. Arkansas pitchers also posted the second-best strikeout to walk ratio in school history at 2.92, fanning 551 batters and issuing just 189 bases on balls.

The ace of the Razorback pitching staff in 2010 was Drew Smyly. The southpaw finished the year with a 9-1 record and a 2.80 ERA. He was recognized for his stellar season by earning All-SEC honors. Smyly, who made his Major League debut in 2012 with the Detroit Tigers, was drafted in the second round of the 2010 MLB Draft by the Tigers with the 68th overall pick.

Jorn's 2007 starting rotation was possibly the best three-man rotation in college baseball and one of the best in school history. Nick Schmidt, who garnered All-America honors for the second consecutive season, anchored a rotation that included junior college transfers Jess Todd and Duke Welker. The trio combined for 27 wins, 315 innings, a .217 opponent batting average and 319 strikeouts.

Under Jorn's guidance, Schmidt finished his three-year Razorback career as one of the most-decorated players to ever don an Arkansas uniform. His 11-3 record and career-low 2.69 ERA in 2007 cumulated a career that produced a 28-8 record, 2.83 ERA and a school record 345 strikeouts. Schmidt also earned SEC Pitcher of the Year honors in 2006.

Schmidt was drafted in the first round of the 2007 Major League Baseball Draft by the San Diego Padres with the 23rd overall selection. He became the first Razorback to be drafted in the first round since 1999 and just the fourth first rounder in school history.

Jorn's trio of starting pitchers were all selected by the 82nd overall pick in the second round of the 2007 MLB Draft. Welker went with the 68th pick to the Pittsburgh Pirates while Todd was taken No. 82 by the St. Louis Cardinals. Both Schmidt and Todd were picked as first-team All-SEC selections by league coaches. Todd also earned second-team All-America honors with a 9-3 record, two saves, two complete games and 128 strikeouts, which tied for the third-most in a single season in school history. During the summer of 2009, Todd was called up by the St. Louis Cardinals to join the big-league team.

The Razorbacks' 2007 pitchers recorded a school-record 565 strikeouts in 569 innings of work for 8.9 strikeouts per nine innings that ranked fifth nationally. The staff also garnered a 2.58 strikeout-to-walk ratio and held opponents to a .249 batting average. The 2006 staff, led by Schmidt, posted a team ERA of 3.64, the

lowest in 15 years.

In 2006, Schmidt finished 9-3 with 145 strikeouts and was named the league's top pitcher by the coaches. His 145 strikeouts were also the second-most in a single season in Arkansas history. Jorn also molded lefty Devin Collis into one of the league's top closers, finishing with nine saves. Shaun Seibert also came into his own under Jorn's guidance, posting a 2.79 ERA that ranked second in the SEC.

In 2005, Arkansas compiled a 4.05 ERA and rode the strong arms of Charley Boyce and freshman All-American Schmidt to 39 wins and a NCAA Regional berth. Seibert and Schmidt were both named to the *Collegiate Baseball* Freshman All-America team for their standout efforts.

In 2004, the Razorbacks claimed a share of the SEC overall title and advanced to the College World Series for the first time in 15 seasons. Under Jorn's guidance, Razorback hurlers posted the lowest team ERA since 1991 with a 3.87 mark. Jorn helped Boyce post a 10-3 record and a 3.20 ERA in 2004, while part-time starter Jay Sawatski also posted a 10-3 record with a 3.38 ERA. The Razorbacks' bullpen was equally effective under Jorn's instruction in 2004 as the relievers recorded a 3.72 ERA with a 25-11 record and 16 saves.

Jorn first served as Arkansas' pitching coach from 1983-88. During Jorn's time on DeBrynn's staff, Arkansas posted a record of 268-108 (.713), competed in five NCAA Regionals and earned trips to the 1985 and the 1987 College World Series. Six different Razorback pitchers earned All-Southwest Conference honors during that span including Kevin Campbell ('84), Tim Deitz ('85), Bobby Edwards ('87, '88), Fred Farwell ('85), Steve Parker ('86) and Tim Peters ('87).

Van Horn and Jorn coached together on the UA staff from 1985-88. Van Horn was a graduate assistant while Jorn was in the midst of his first stint as UA's pitching coach.

Jorn left the Razorback program in January of 1989 to work in player development in the New York Yankees' minor league system. He was the pitching coach at Class A Prince William, Va., in the Carolina League in 1989, helping the Cannons to a league title. Jorn then served in the same position in the Class A South Atlantic League in Greensboro, N.C., in 1990. He spent two years (1991-92) as the pitching coach at the Yankees' Class AA affiliate in Albany, N.Y., helping them to a league championship in 1991.

He joined the New York Mets' organization in 1993 and worked with their Class A South Atlantic League affiliate in Columbia, S.C., in 1993-94. Jorn transferred to Kingsport, Tenn., to serve as pitching coach for the Mets in the Class A rookie league from 1995-96, winning a league title in 1996. He then returned to Columbia, S.C., for the 1997 season.

In 1998, he was hired by the Arizona Diamondbacks and worked as the pitching coach in Lethbridge, Ontario, Canada, in the organization's short season Class A league club in the Pioneer League.

Jorn spent the next two seasons (1999-2000) with the Diamondbacks' Class A Midwest League affiliate in South Bend, Ind. He served as the pitching coach in 1999 before being elevated to the role of manager in 2000.

Jorn rejoined the Yankees' organization in 2001 as a scout covering the Midwest. He was responsible for scouting in the states of Arkansas, Kansas, Missouri, Nebraska, North Dakota and South Dakota. Following the 2001 draft, he managed the Yankees' Class A short season team playing in the New York-Penn League in Staten Island, N.Y.

Prior to his initial tenure at Arkansas, he was the pitching coach at Lurleen B. Wallace (Ala.) Junior College for one season.

Jorn and Melinda Gatling were married in April 2007. They have two daughters, Molly Kuhl (28), who is married to Kaleb Kuhl with one son, Bryant (1), and Maggie Gatling (21). Jorn also has a daughter, Christina, who has twins Kellen and Alexis (11).





# BASEBALL SUPPORT STAFF

UNIVERSITY OF ARKANSAS HISTORY & RECORDS 2014 OPPONENTS 2013 REVIEW 2014 RAZORBACKS BAUM STADIUM 2014 RAZORBACKS ARKANSAS BASEBALL



Clay Goodwin is entering his seventh season with the Arkansas coaching staff as its Director of Baseball Operations.

In his capacity as the Director of Operations, Goodwin coordinates many of the behind-the-scenes aspects of the Razorback baseball program as he works in conjunction with the Arkansas coaching staff.

Prior to his appointment to Director of Operations, Goodwin spent the 2006 season as the Razorbacks' fifth-year student assistant coach. He assisted the UA coaching staff with practices, day-to-day administrative duties and on game days. He helped hitting coach Todd Butler with hitting instruction while assisting with the Razorbacks' infield. He then served as a team manager for Arkansas during the 2007 season.

Goodwin was an outstanding player for the Razorbacks over four seasons and because of that his name is littered throughout the Arkansas record book. An excellent defensive third baseman, he was also known to have an effective bat as he finished his career with a .297 average, 49 doubles, 12 home runs and 127 RBI. At the conclusion of his four years, he ranked eighth in career at bats (750), tied for ninth in career hits (223) and tied for fifth in career singles (157). Goodwin appeared in 202 games as a Razorback, making 193 starts.

He hit a team-best .332 as a sophomore and followed that with a team-leading .319 average as a junior. His run production spiked as a senior with a career-best five home runs, 17 doubles and 42 RBI. He also finished his career with a .934 fielding percentage at third base and 408 assists.

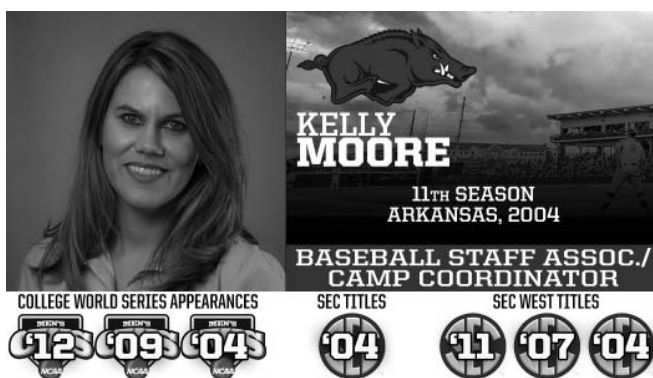
Goodwin was born on Oct. 1, 1981, and graduated from the University of Arkansas in May of 2005 with a degree in kinesiology. He completed his master's degree in the fall of 2006 at the University of Arkansas in workforce development. Goodwin is married to the former Jill Johnson. They have one daughter, Caroline (2), and are expecting their second child in June.

## GOODWIN PERSONAL FILE

Date of Birth:	October 1, 1981
Wife:	Jill
Child:	Caroline
Alma Mater:	Arkansas • August 2005
Director of Baseball Operations:	Arkansas • August 2007-pres.
Coaching Experience:	Arkansas • August 2005-June 2006
Playing Experience:	Arkansas • 2002-05



The Goodwin family (L to R): Caroline, Jill and Clay



Kelly Moore is in her 11th year working for Coach Dave Van Horn in the Arkansas baseball office and her 12th year working for the University of Arkansas athletic department.

Her duties include coordinating team travel, administration of the equipment budget, organizing the recruiting databases and the day-to-day operations of the baseball office.

A native of Fort Smith, Ark., Moore also serves as the coordinator for the very successful Dave Van Horn Razorback Baseball Camps.

Born August 10, 1978, she holds a bachelor's degree in adult education from the University of Arkansas and is married to Max Moore, a native of Fayetteville, Ark. The couple has three children, Maddux (6), Addi Grace (4) and Sawyer (1).



The Moore family (L to R): Max, Addi Grace, Kelly, Sawyer and Maddux



Brad Flanders, who earned All-America and all-conference honors as a collegiate catcher and has six years of coaching experience at the college level, is in his first season as Arkansas' volunteer assistant coach.

Flanders will work primarily with the Razorback catchers and will also assist head coach Dave Van Horn and assistant coach Tony Vitello with the Arkansas hitters.

Flanders joins the Arkansas coaching staff after spending two seasons as the volunteer assistant coach at Saint Louis, working primarily with the catchers. Flanders worked with catcher Grant Nelson, who was drafted in the ninth round of the 2013 MLB Draft by the Arizona Diamondbacks. Nelson hit .338 in his senior season and added five home runs and 32 RBI. Defensively, Nelson threw out 15 would-be base stealers and had a .988 fielding percentage.

Before his time at Saint Louis, Flanders spent four seasons at Texarkana College, where he worked with the team's pitchers, served as the recruiting coordinator and was also the first base coach. In 2010, Texarkana's pitching staff finished the season with a 2.91 team ERA. The 2009 team won the conference championship after leading the league in strikeouts (193) and allowing the fewest walks (70). Seven pitchers that Flanders worked with at Texarkana College went on to play at the Division I level, two went to Division II and one was selected in the MLB Draft.

Flanders played two seasons at Hutchinson Community College, earning junior college All-America honors in 2002 and also earning all-conference and all-region honors. Flanders then played two seasons at the University of Missouri where he earned All-Big 12 honors in 2003 after hitting .332 with six homers and 43 RBI. Flanders helped the Tigers to NCAA Tournament appearances in each of his two seasons at Missouri.

A native of Smithville, Mo., Flanders graduated from the University of Missouri in 2005 with a degree in agriculture.

Tim Carver Jr. is in his first season on the Razorback coaching staff as a student assistant coach. He returns to Fayetteville after lettering for Arkansas from 2009-12.

Carver was selected in the 19th round of the 2012 MLB Draft by Philadelphia and joined the Phillies' single-A affiliate that summer. He appeared in 50 games for Lakewood and scored 21 runs, hit one home run, one triple, eight doubles and recorded 18 RBI and eight stolen bases.

He ranked second on the team as a senior with a .299 batting average. He added two home runs and 30 RBI and was one of 25 players named to the watch list for the Brooks Wallace Shortstop of the Year Award. Carver tied for the team lead with 20 multi-hit games and ranked second among Razorbacks with 15 stolen bases.

In 2011, he ranked fourth in the SEC with 24 stolen bases. As a sophomore, he was a quarterfinalist for the Brooks Wallace Shortstop of the Year Award after hitting .267 with four home runs, 36 RBI and a perfect 9-for-9 on stolen base attempts.

For his career, Carver played in 219 games, including two College World Series trips, and made 204 starts. He left Arkansas with a .266 batting average with seven home runs, 89 RBI and 49 stolen bases.

A Fayetteville native, Carver is pursuing a degree in American studies.

## 2014 TEAM MANAGERS



Christian Kowalchuk



Jordan Larkan



Michael McCann

# DIAMOND DOLLS

Under the supervision of coordinator Sarah Maland, the University of Arkansas Diamond Dolls are a select group of young women who devote countless hours to the Razorback baseball program. The Diamond Dolls' duties include selling scorecards, assisting with on-field promotions and serving as bat girls.



Stephanie Bledsoe



Luci Brooks



Annsley Davis



Ashton Dawson



Andrea Dixon



Hannah Gant



Maggie Gatling



Jamie Hibbs



Abby Jordan



Krissy Kent



Cambry Knies



Abby Konert



Devonnice Mann



Bailey Moore



Courtney Moore



Kiley Morris



Hanna Neff



Hannah Parsons



Deanne Phillips



Lindsay Pottorff



Katherine Quinn



Katie Sabatino




Amy May West



Shayne Wright



Sarah Maland  
Coordinator





The RBI Girls have entertained Razorback baseball fans since the 1997 season, performing dance routines and leading cheers from the top of the dugouts prior to all home games and between innings. They have become an integral part of the game day experience at Baum Stadium. The RBI Girls are accompanied at all baseball games and events by Ribby, the Arkansas baseball mascot. The RBI Girls are coached by Brooke Bailey and Jean Nail.



Morgan Beal



Haley Blumfelder



Lindsay Bobbitt



Hallie Burlew



Rachel Carney



Olivia Coleman



Allie Droste



Ashlyn Garton



Audrey Gregory



Abby Hile



Courtney Kretschmar



Payton Lyon



Lisa Mills



Savannah Nail



Abbey Peterson



Sydney Scholten



Madeline Sherrington



Miranda Tims



Courtney VanDorple



Meredith Weaver



Melia Whitaker



Melanie Yerger



Jean Nail  
Director of Spirit Squads



Brooke Bailey  
Dance Coach





## 2013 (Sophomore)

Started 59 games and hit a team-best .325 with a team-high-tying four homers and 36 RBI ... Also led the team in runs scored (47), hits (68), doubles (12), triples (5), total bases (102), slugging percentage (.488), walks (41) and on-base percentage (.448) ... Recorded a team-high 22 multi-hit games and 12 multi-RBI games ... Ranked third in the SEC in walks, fourth in triples, fifth in on-base percentage, tied for 10th in runs scored 13th in slugging percentage ... In conference games, hit .371 with three homers and 16 RBI ... In league games, ranked tied for first in the SEC in triples (3), second in on-base percentage (.472), tied for third in slugging percentage (.581), fourth in batting average, tied for fifth in runs scored (24), sixth in hits (39), tied for sixth in total bases (61), tied for seventh in walks (17), tied for 11th in doubles (7), tied for 13th in home runs (13) ... Earned second team All-SEC honors ... Had a strong opening series vs. Western Illinois (2.15-2.17), going 6-for-11 at the plate with four RBI, three runs scored and a pair of stolen bases ... Had at least two hits in each game of the series and reached base nine times in 14 at bats ... Started both games of the doubleheader vs. New Orleans (2.19) and reached base five times, including four walks ... Scored a career-high four runs in the first game of the twin bill ... Had at least one hit in each game of the Evansville (2.22-2.24) series, hitting .385 (5-for-13) with two RBI and three runs scored ... Hit .600 (6-for-10), drove in six runs and scored five runs in midweek series vs. Alabama A&M ... Drove in four runs in the series opener vs. the Bulldogs and had a career-high four hits in the series finale ... Batted .500 (6-for-12) with a home run, two RBI and four runs scored in the series sweep at South Carolina (3.22-3.24) ... Also drew three walks in the series and posted a .600 on-base percentage ... Had two hits in each game of the weekend series and hit his first homer of the season in the series opener ... Reached base three times in game two vs. Mississippi Valley State (3.27), getting a hit and drawing two walks ... Had a pair of hits with two RBI and two runs scored in second game of series at Alabama (4.5) ... Hit his second home run of the season and went 1-for-3 with a RBI, two runs scored and two walks in game two of the New Mexico (4.9) doubleheader ... Went 5-for-9 with three RBI, four runs scored and a stolen base in series victory over Texas A&M (4.19-4.21) ... Had three hits and scored two runs in the series opener vs. the Aggies ... Hit .429 (3-for-7) with a RBI in series at Georgia (4.26-4.27) ... Also turned in a spectacular defensive play in game two vs. the Bulldogs, reaching over the bullpen fence down the left field line and making the catch, which was the No. 2 play on Sportscenter's Top 10 plays ... Had a .444 batting average in series at No. 23 Kentucky (5.3-5.4), hitting his third homer of the season and driving in two runs ... Turned in an impressive weekend at the plate in series vs. Tennessee (5.10-5.12), hitting .538 (7-for-13) with a homer, five RBI and five runs scored ... Had four extra-base hits (one double, two triples and one home run) in the three games and finished the series with a 1.154 slugging percentage ... Went 5-for-9 in the series at Auburn (5.16-5.18) with three runs scored ... Also drew three walks in the series and finished the series with a .667 on-base percentage ... Drew six walks in the NCAA Manhattan Regional (5.31-6.2), finishing the regional with a .444 on-base percentage.

## 2012 (Freshman)

Played in 47 games, including 33 starts, and hit .283 with two homers and 11 RBI ... Finished third on the team with a .396 on-base percentage ... In conference games, Anderson hit .346 with two homers and nine RBI ... Earned SEC All-Freshman team honors from *SEBaseball.com* ... Made collegiate debut in series against Villanova (2.17-2.19), playing in all three games and scoring a run in the first and second games of the series ... Pinch ran in the ninth inning in the series opener against Northwestern State (2.21) and scored the game-winning run ... Picked up first hit of collegiate career in series finale against BYU (2.29) ... Earned first collegiate start in series finale against Binghamton (3.10), scoring a run and drawing a walk ... Had a pinch hit single in second game of the series at Mississippi State (3.24) ... Started the final two games of the series against Georgia (4.6-4.8), going 2-for-5 with first collegiate RBI and three runs scored ... Reached base five times in eight plate appearances in series vs. the Bulldogs ... Started both games of the doubleheader against Stephen F. Austin (4.17), going 3-for-8 with a RBI and a run scored ... Earned a start in each of the final two games of the series at Florida (4.27-4.29) and recorded a double in each game ... Started all three games of the South Carolina (5.4-5.6) series and went 3-for-4 with three RBI and three runs scored ... Had a pair of hits in midweek victory vs. Louisiana Tech (5.15) ... Hit .500 (6-for-12) in Arkansas' series sweep at Tennessee (5.17-5.19) with two homers and four RBI ... Hit first two homers of collegiate career in the series against the Volunteers and finished the three games with a 1.083 slugging percentage ... Had a pair of hits and recorded first stolen base of his collegiate career in SEC Tournament game vs. Ole Miss (5.23) ... Recorded a pair of hits and scored a run in the Houston Regional final vs. Sam Houston State (6.3) ... Started the game-winning rally with a leadoff single and scored the game-winning run in game three of the Waco Super Regional at No. 4 Baylor (6.11) ... Started all four games in the College World Series and went 3-for-12 with a RBI and two runs scored ... Had two hits with a RBI and a run scored in the Razorbacks' CWS opening win over Kent State (6.16).

## Summer Baseball

**2013:** Played for the Hyannis Harbor Hawks of the Cape Cod Baseball League ... Played in 38 games and hit .227 with a home run and nine RBI ... Was fourth on the team with six doubles. **2012:** Played in the Northwoods League with the Lakeshore Chinooks ... Hit .290 with five home runs and 18 RBI, while also compiling a .300 on-base percentage ... Ranked as the No. 22 prospect in the Northwoods League by *Perfect Game*.

## Deer Creek High School

Ranked 258th nationally in the class of 2011 by *Perfect Game* ... Named 2011 Rawlings Preseason All-America Honorable Mention ... Earned first-team all-Edmond honors in 2010 and 2011 ... Named all-city and all-state in 2011 ... Earned Suburban Conference Player of the Year honors in 2011 ... Led his team to the state tournament in each of his four seasons ... Finished his senior season with a .509 batting average with 61 runs, 17 doubles and five triples ... Selected to play in the Oklahoma City Area Baseball Coaches Association All-Star Game in 2011 ... Hit .454 with 30 RBI in his junior season ... Selected to play in the 2010 Area Code Games.

## In the Draft

2011 - Minnesota Twins, 20th round (628th overall)

## Personal

Son of Robert Anderson and Tammy Johnson ... Has one brother, Blake ... Majoring in recreation and sport management.






#### Anderson's Career Statistics

Year	Avg	GP	GS	AB	R	H	2B	3B	HR	RBI	TB	SLG%	BB	HBP	SO	GDP	OB%	SF	SH	SB	ATT	PO	A	E	FLD%
2012	.283	47	33	120	23	34	4	0	2	11	44	.367	15	8	36	5	.396	1	3	2	5	53	7	6	.909
2013	.325	59	59	209	47	68	12	5	4	36	102	.488	41	7	33	5	.448	2	0	6	7	92	83	20	.897
<b>TOTAL</b>	<b>.310</b>	<b>106</b>	<b>92</b>	<b>329</b>	<b>70</b>	<b>102</b>	<b>16</b>	<b>5</b>	<b>6</b>	<b>47</b>	<b>146</b>	<b>.444</b>	<b>56</b>	<b>15</b>	<b>69</b>	<b>10</b>	<b>.429</b>	<b>3</b>	<b>3</b>	<b>8</b>	<b>12</b>	<b>145</b>	<b>90</b>	<b>26</b>	<b>.900</b>





LHP

#49

L/L • 5-11 • 180 • JUNIOR • 1L  
PRAIRIE GROVE HS/CROWDER CC  
PRAIRIE GROVE, ARK.

## 2013 (Sophomore)

Appeared in a team-high 29 games, all in relief, and had a 6-2 record with two saves and a 2.20 ERA ... Held the opposition to a .224 batting average, allowing 33 hits in 41 innings of work ... Pitched in 14 games during SEC play, compiling a 3-1 record with a 1.83 ERA and holding opponents to a .156 batting average ... Ranked tied for 15th in the SEC in wins and tied for 12th in appearances ... In conference games only, ranked tied for 13th in the conference in appearances ... Made his Razorback debut in the second game of the Western Illinois (2.16) series, striking out four and giving up two hits in three scoreless innings ... Picked up his first save of the season in the second game of the doubleheader vs. New Orleans (2.19), retiring all three batters he faced ... Pitched in two games of the series vs. Evansville (2.22-2.24), allowing a run and striking out two in 2.1 innings ... Earned the first win of his Arkansas career in the second game of the series, allowing a run on two hits in an inning ... Appeared in two games during the Coca-Cola Classic (2.28-3.3), throwing three innings and allowing a run and fanning three ... Improved record to 2-0 with a win in game two against San Diego State (3.8), striking out three and giving up just one hit in 2.2 scoreless innings ... Struck out one and retired both batters he faced in a relief outing vs. Alabama A&M (3.13) ... Pitched in two games during the Ole Miss (3.15-3.17) series, tossing 3.2 shutout innings with two strikeouts ... Tossed 2.2 scoreless innings with a strikeout in series finale at South Carolina (3.24) ... Earned second save of the series in game two vs. Mississippi Valley State (3.27) striking out one in a scoreless inning ... Had two scoreless appearances in series vs. No. 15 Mississippi State (3.29-3.31), throwing three scoreless frames ... Earned third win of the season in series opener against the Bulldogs ... Picked up fourth win of the season in series opener at Alabama (4.4), striking out three and allowing just one hit in 2.2 scoreless innings in relief ... Tossed a scoreless inning in relief in game two of the doubleheader at Nebraska (4.16) ... Improved record to 5-1 with a win in game two of the series at Georgia (4.27) ... Struck out two in a hitless inning of work vs. the Bulldogs ... Made two appearances in series at No. 23 Kentucky (5.3-5.4), throwing three hitless innings with a strikeout ... Retired all three batters he faced in an inning of work in series finale vs. Tennessee (5.12) ... Retired the only batter he faced in second game of the series at Auburn (5.17) ... Threw in two games during the SEC Tournament (5.22-5.25), throwing three scoreless innings ... Picked up his sixth win of the season in victory against Ole Miss, striking out two in two shutout innings.

## Summer Baseball

**2013:** Pitched for the Harwich Mariners of the Cape Cod Baseball League and was named a Cape Cod League All-Star ... Appeared in seven games and made six starts, compiling a 3-2 record with a 3.22 ERA ... Allowed less than a hit per inning, giving up 35 hits in 36.1 innings, which was the second-highest innings total on the team.

## Crowder Junior College


Pitched in 19 games and compiled a 6-3 record with one save and a 3.32 ERA ... Struck out 90 batters in 78.2 innings.


## Prairie Grove High School

Earned all-state honors twice in his career and was a four-time all-conference selection ... Named to the all-state tournament team in 2010 and 2011 ... Selected to the All-Arkansas team by the *Arkansas Democrat-Gazette* in both 2010 and 2011 ... Struck out 21 batters in a game during his junior season ... Selected to play in the 2011 Arkansas High School Coaches Association All-Star Baseball Game ... Helped his team to a runner-up finish in the state tournament as a senior.

## Personal

Son of Scott and Sheri Beeks ... Has one sister, Lacey, and one brother, Chase Copeland ... Majoring in recreation and sport management.







# Beeks' Career Statistics

Year	Avg	GP	GS	AB	R	H	2B	3B	HR	RBI	TB	SLG%	BB	HBP	SO	GDP	OB%	SF	SH	SB	ATT	PO	A	E	FLD%
2013	.000	0	0	0	0	0	0	0	0	0	0	.000	0	0	0	0	.000	0	0	0	0	5	9	0	1.000
<b>TOTAL</b>	<b>.000</b>	<b>0</b>	<b>0</b>	<b>0</b>	<b>0</b>	<b>0</b>	<b>0</b>	<b>0</b>	<b>0</b>	<b>0</b>	<b>0</b>	<b>.000</b>	<b>0</b>	<b>0</b>	<b>0</b>	<b>0</b>	<b>.000</b>	<b>0</b>	<b>0</b>	<b>0</b>	<b>0</b>	<b>5</b>	<b>9</b>	<b>0</b>	<b>1.000</b>

Year	ERA	W	L	App	GS	CG	SHO	CBO	SV	IP	H	R	ER	BB	SO	2B	3B	HR	BF	B/Avg	WP	HBP	BK	SFA	SHA
2013	2.20	6	2	29	0	0	0	3	2	41.0	33	10	10	7	28	2	1	1	163	.224	4	1	0	2	6
<b>TOTAL</b>	<b>2.20</b>	<b>6</b>	<b>2</b>	<b>29</b>	<b>0</b>	<b>0</b>	<b>0</b>	<b>3</b>	<b>2</b>	<b>41.0</b>	<b>33</b>	<b>10</b>	<b>10</b>	<b>7</b>	<b>28</b>	<b>2</b>	<b>1</b>	<b>1</b>	<b>163</b>	<b>.224</b>	<b>4</b>	<b>1</b>	<b>0</b>	<b>2</b>	<b>6</b>





## 2013 (Redshirt Sophomore)

Played in 46 games, including 30 as a starter, and hit .238 with two homers and 13 RBI ... Hit his first collegiate home run and went 2-for-4 with three RBI in the season-opening win vs. Western Illinois (2.15) ... Posted a .385 batting average in the Evansville (2.22-2.24) series, going 5-for-13 with two RBI and two runs scored ... Went 3-for-10 in the series vs. San Diego State (3.7-3.9), including a pair of hits in game three of the series ... Started the second game vs. Alabama A&M (3.13) and went 1-for-2 with two RBI and a run scored ... Had two hits and scored a run in Arkansas' game two victory over Ole Miss (3.16) ... Came in as a defensive replacement in game two at Alabama (4.5) and had a pair of hits ... Hit second homer of the season and drove in two runs in series opener vs. No. 2 LSU (4.12) ... Had two hits and drove in a run in the series finale at Auburn (5.18) ... Started three games in the NCAA Manhattan Regional (5.31-6.2) and hit .417 (5-for-12) with a RBI and a run scored.

## 2012 (Sophomore)

Fisher redshirted during the 2012 season.

## 2011 (Freshman)

Played in 18 games, including 10 starts, and hit .143 with five RBI ... Named to the SEC First-Year Academic Honor Roll ... Made collegiate debut vs. Delaware State (2.18-2.20), starting the final two games of the series ... Had first hit with an RBI and a run scored in middle game of the series vs. the Hornets ... Started second game of series vs. Utah (2.26), scoring a run and going 1-for-3 ... Came off the bench in series finale vs. Wisconsin-Milwaukee (3.6), going 1-for-1 with a RBI and a run scored ... Had just one official at bat in series at San Diego State (3.10-3.13), but drove in two RBI on a pair of sacrifice flies ... Started in the series finale at Alabama (4.3) and went 1-for-4 with a RBI single ... Earned a midweek start at Missouri State (4.12) and had a base hit.

## Summer Baseball

**2013:** Played for the Bourne Braves of the Cape Cod Baseball League ... Posted a .286 batting average with 14 RBI in 29 games played ... Led the team with a pair of triples and ranked tied for fourth with five doubles. **2012:** Played for the Conejo Oaks of the California Collegiate League ... Finished the summer with a .281 batting average with a pair of homers and 29 RBI ... Tied for second on the team with nine doubles and added two triples ... Named a top performer in the California Collegiate League by *Perfect Game* ... Was teammates with senior infielder Jacob Mahan. **2011:** Played with the Forest City Owls of the Coastal Plain League ... Played in 15 games and made 11 starts for the Owls ... Finished the summer with a .238 batting average with a homer and four RBI ... Committed just one error in 99 chances for a .990 fielding percentage.

## Klein High School

Two-year letterwinner ... Named most valuable newcomer after finishing junior season with a .383 batting average, a home run and 18 RBI in 26 games played ... Earned second team all-state and first team all-district honors after senior year ... Hit .450 with nine home runs and 46 RBI in senior season to be named team MVP ... Led team to a state runner-up finish in senior season ... Selected to play in Houston Area All-Star Game ... Also played football in high school ... Member of National Honor Society and Spanish Honor Society.

## In the Draft

2013 - Miami Marlins, 30th round (892nd overall)

## Personal

Son of David and Joni Fisher ... Has a brother, Brian, who plays baseball at Oklahoma City University ... Majoring in kinesiology.







#### Fisher's Career Statistics

Year	Avg	GP	GS	AB	R	H	2B	3B	HR	RBI	TB	SLG%	BB	HBP	SO	GDP	OB%	SF	SH	SB	ATT	PO	A	E	FLD%
2011	.143	18	10	35	3	5	1	0	0	5	6	.171	5	0	12	0	.238	2	1	0	0	83	2	2	.977
2012	DNP-Redshirted																								
2013	.238	46	30	122	18	29	3	0	2	13	38	.311	10	1	24	0	.296	2	4	2	3	317	27	3	.991
<b>TOTAL</b>	<b>.217</b>	<b>64</b>	<b>40</b>	<b>157</b>	<b>21</b>	<b>34</b>	<b>4</b>	<b>0</b>	<b>2</b>	<b>18</b>	<b>44</b>	<b>.280</b>	<b>15</b>	<b>1</b>	<b>36</b>	<b>0</b>	<b>.282</b>	<b>4</b>	<b>5</b>	<b>2</b>	<b>3</b>	<b>400</b>	<b>29</b>	<b>5</b>	<b>.988</b>



**MICHAEL  
GUNN**

**LHP**

**#13**

**L/L • 6-0 • 205 • JUNIOR • 2L**  
**CHRISTIAN BROTHERS HS**  
**WILSON, ARK.**

## 2013 (Sophomore)

Made 18 appearances on the mound and had a 1-1 record with one save and a 1.21 ERA ... In 29.2 innings of work, only allowed four earned runs on 13 hits, while striking out 35 and holding the opposition to a .137 batting average ... Pitched in seven SEC games and had one save with a 1.08 ERA, giving up one run and striking out eight in 8.1 innings ... Offensively, finished the season with a .189 batting average with three RBI ... Started the second game of the doubleheader vs. New Orleans (2.19) and went 1-for-4 with a double and a run scored ... Also pitched in the second game against the Privateers, throwing a career-long four shutout innings and allowing just one hit, while striking out a career-high six batters ... Tossed a scoreless inning of relief with a strikeout against Pacific (3.3) ... Reached base three times in series finale vs. San Diego State (3.9), recording two hits and drawing a walk ... Earned first win of the season in the final game vs. the Aztecs, retiring all three batters he faced in one inning of work ... Went 2-for-4 with two RBI in series finale vs. Alabama A&M (3.13) ... Struck out one and retired both batters he faced in a relief outing vs. the Bulldogs ... Pitched three hitless innings and struck out five in relief appearance vs. Mississippi Valley State (3.27) ... Closed out series-clinching win at Alabama (4.5) with a perfect ninth inning in game two of the series ... Fanned four and gave up just one hit in two shutout innings in game two of the doubleheader vs. New Mexico (4.9) ... Finished Arkansas' game two win over No. 2 LSU (4.13) with a pair of strikeouts in a scoreless inning ... Struck out four and gave up just one hit in a career-high tying four shutout innings in game two of the doubleheader vs. Nebraska (4.16) ... Picked up first save of the season in second game vs. Texas A&M (4.20), throwing three innings and allowing one run with two strikeouts ... Struck out two and retired all four batters he faced in 1.1 innings of work against Missouri State (4.30) ... Threw two scoreless frames and struck out two in series finale at No. 23 Kentucky (5.4) ... Struck out the only batter he faced in series opener vs. Tennessee (5.10) ... Tossed 0.2 scoreless innings in series opener at Auburn (5.16) ... Struck out one and pitched 0.2 scoreless innings in Arkansas' victory over Wichita State (6.1) in the NCAA Manhattan Regional.

## 2012 (Freshman)

Played in 14 games, including three starts, and hit .250 with five RBI ... On the mound, pitched in 14 games, all out of the bullpen, and had a 1-0 record with a 2.57 ERA ... Struck out 19 batters in 14 innings of work and held the opposition to a .125 batting average ... Named to the preseason newcomer All-SEC team by *SEBaseball.com* ... Played in two games of the Villanova (2.17-2.19) series and recorded his first collegiate RBI in the series opener ... Made first pitching appearance of his collegiate career in the series finale against Villanova, tossing 1.2 scoreless innings and striking out two ... Entered with two outs and two runners on in second game against Northwestern State (2.22) and struck out the only batter he faced ... Struck out the only batter he faced in relief appearance against Valparaiso (2.25) ... Turned in two perfect innings out of the bullpen against BYU (2.28), striking out two ... Earned first start and recorded the first hit of collegiate career in second game of the series against Binghamton (3.10) ... Struck out one and did not allow a hit in 0.2 of an inning in series finale against Binghamton ... Had a scoreless appearance against Gonzaga (3.14), striking out one in 0.2 of an inning ... Struck out all three batters he faced in relief appearance against Nevada (3.21) ... Threw two shutout innings in relief against Mississippi State (3.23), striking out three ... Retired all three batters he faced, including a pair of strikeouts, in relief stint at Oklahoma (4.10) ... Started both games of the twin bill against Stephen F. Austin (4.17) and hit .429 (3-for-7) with two RBI and a run scored ... Struck out the only batter he faced in relief outing vs. Oral Roberts (4.24) ... Had a pair of pinch hit RBI singles in the series at Florida (4.27-4.29) ... Broke a 1-1 tie in the 10th inning of the series finale vs. the Gators by driving in the game-winning run with a pinch hit RBI single ... Earned first win of collegiate career in series finale vs. Missouri (5.2), tossing 1.2 hitless innings with a strikeout.

## Summer Baseball


**2013:** Pitched for the Hyannis Harbor Hawks in the Cape Cod Baseball League ... Appeared in 12 games, all out of the bullpen, and finished the summer with a 0-1 record and a 2.81 ERA ... In 16 innings of work, Gunn struck out 19 batters and allowed only 13 hits, holding opponents to a .217 batting average. **2012:** Played for the Sedalia Bombers of the MINK League ... Appeared in four games on the mound and did not allow a run and struck out 13 in six innings of work ... At the plate, Gunn hit .289 with five RBI ... Ranked as the top prospect in the MINK League by *Perfect Game*.

## Christian Brothers High School

Ranked 125th nationally in the class of 2011 by *Perfect Game* ... Named a 2011 Rawlings Preseason Second Team All-American ... Selected as a *Perfect Game* Preseason All-America high honorable mention in 2010 ... Attended the *Perfect Game* National Showcase in 2009, 2010 and 2011 ... Helped his team to the Tennessee Division 2-AA state championship ... Named to the 2010 Tennessee Baseball Coaches Association All-Region 8 team.

## Personal

Son of Mike and Sybil Gunn ... Has one sister, Allyson... Majoring in marketing.







### Gunn's Career Statistics

Year	Avg	GP	GS	AB	R	H	2B	3B	HR	RBI	TB	SLG%	BB	HBP	SO	GDP	OB%	SF	SH	SB	ATT	PO	A	E	FLD%
2012	.250	14	3	24	1	6	1	0	0	5	7	.292	1	0	3	0	.269	1	0	0	0	0	0	0	.000
2013	.189	13	9	37	2	7	2	0	0	3	9	.243	2	0	12	1	.225	1	0	0	0	1	5	0	1.000
<b>TOTAL</b>	<b>.213</b>	<b>26</b>	<b>12</b>	<b>61</b>	<b>3</b>	<b>13</b>	<b>3</b>	<b>0</b>	<b>0</b>	<b>8</b>	<b>16</b>	<b>.262</b>	<b>3</b>	<b>0</b>	<b>15</b>	<b>1</b>	<b>.242</b>	<b>2</b>	<b>0</b>	<b>0</b>	<b>0</b>	<b>1</b>	<b>5</b>	<b>0</b>	<b>1.000</b>

Year	ERA	W	L	App	GS	CG	SHO	CBO	SV	IP	H	R	ER	BB	SO	2B	3B	HR	BF	B/Avg	WP	HBP	BK	SFA	SHA
2012	2.57	1	0	14	0	0	0	3	0	14.0	6	5	4	10	19	1	0	0	59	.125	3	1	0	0	0
2013	1.21	1	1	18	0	0	0	3	1	29.2	13	4	4	8	35	2	0	0	106	.137	3	0	0	0	3
<b>TOTAL</b>	<b>1.65</b>	<b>2</b>	<b>1</b>	<b>32</b>	<b>0</b>	<b>0</b>	<b>0</b>	<b>6</b>	<b>1</b>	<b>43.2</b>	<b>19</b>	<b>9</b>	<b>8</b>	<b>18</b>	<b>54</b>	<b>3</b>	<b>0</b>	<b>0</b>	<b>165</b>	<b>.133</b>	<b>6</b>	<b>1</b>	<b>0</b>	<b>0</b>	<b>3</b>





TREY  
KILLIAN

R/R • 6-2 • 190 • SOPHOMORE • IL  
MOUNTAIN HOME HS  
MOUNTAIN HOME, ARK.

#21

RHP

#### 2013 (Freshman)

Pitched in 16 games, including five starts, and had a 3-3 record with a 3.19 ERA ... Held opponents to a .164 batting average, allowing 21 hits in 36.2 innings ... Named the 47th-best prospect in the freshman class by Baseball America ... Made his collegiate debut in the season opener vs. Western Illinois (2.15) and retired all nine batters he faced with one strikeout ... Started the series finale vs. Evansville (2.24) and earned his first collegiate win, allowing two unearned runs on two hits with five strikeouts in 4.2 innings ... Retired the first 12 batters he faced in his start vs. the Purple Aces ... Combining his first two appearances, retired the first 21 batters he faced in his collegiate career ... Turned in a quality start vs. Arizona State (3.2), but took the loss after allowing two runs on four hits and striking out nine in 6.1 innings ... Retired 16 straight batters during his start vs. the Sun Devils ... Improved record to 2-0 with a win in game three vs. San Diego State (3.9), throwing seven no-hit innings with seven strikeouts ... Retired the first 17 Aztec batters he faced and carried a perfect game until two outs in the sixth inning ... Only allowed two batters to reach during his outing ... Named SEC Freshman of the Week following his performance vs. the Aztecs ... Picked up third win of the season in series finale at South Carolina (3.24), striking out the only batter he faced in the bottom of the 10th inning ... Worked two scoreless innings out of the bullpen with one strikeout in series opener vs. Mississippi Valley State (3.26) ... Tossed 2.1 innings in game one of the doubleheader vs. New Mexico (4.9), allowing an unearned run on no hits and striking out two ... Struck out one and retired both batters he faced in series opener vs. No. 2 LSU (4.12) ... Tossed 1.2 shutout innings against Missouri State (4.30), striking out two and giving up one hit ... Threw 0.2 scoreless innings in SEC Tournament game against LSU (5.25) and had one strikeout.

#### Summer Baseball

**2013:** Played for the Wareham Gatemen of the Cape Cod Baseball League ... Pitched in seven games, including six starts, and closed the summer with a 0-3 record with one save and a 4.06 ERA ... Averaged nearly a strikeout an inning, fanning 36 batters in 37.2 innings of work.


#### Mountain Home High School

Ranked as the top prospect in the state of Arkansas and the 117th-best prospect in the country in the class of 2012 by *Perfect Game* ... Named a 2012 third-team Rawlings high school preseason All-American ... Selected as the 2012 Arkansas Gatorade Player of the Year ... Named to the All-Arkansas Team by the *Arkansas Democrat-Gazette* ... Three-time all-state and all-conference selection ... Named to the all-state tournament team as a senior ... Went 8-1 with a 0.88 ERA and 138 strikeouts as a senior ... Played in the 2011 Under Armour All-American Game at Wrigley Field ... Helped his team to the state quarterfinals as a sophomore and a senior and the state semifinals as a junior ... Also was a four-year starter for the Mountain Home basketball team.

#### Personal

Son of Robin and Barbara Killian ... Has three sisters, Alyssa, Kayla and Tyra McGowen and one brother, Preston O'Brien ... Majoring in recreation and sport management.






**Killian's Career Statistics**

Year	Avg	GP	GS	AB	R	H	2B	3B	HR	RBI	TB	SLG%	BB	HBP	SO	GDP	OB%	SF	SH	SB	ATT	PO	A	E	FLD%
2013	.000	0	0	0	0	0	0	0	0	0	0	.000	0	0	0	0	.000	0	0	0	0	3	4	1	.875
<b>TOTAL</b>	<b>.000</b>	<b>0</b>	<b>0</b>	<b>0</b>	<b>0</b>	<b>0</b>	<b>0</b>	<b>0</b>	<b>0</b>	<b>0</b>	<b>0</b>	<b>.000</b>	<b>0</b>	<b>0</b>	<b>0</b>	<b>0</b>	<b>.000</b>	<b>0</b>	<b>0</b>	<b>0</b>	<b>0</b>	<b>3</b>	<b>4</b>	<b>1</b>	<b>.875</b>

Year	ERA	W	L	App	GS	CG	SHO	CBO	SV	IP	H	R	ER	BB	SO	2B	3B	HR	BF	B/Avg	WP	HBP	BK	SFA	SHA
2013	3.19	3	3	16	5	0	0	1	0	36.2	21	17	13	12	34	3	0	2	148	.164	2	5	0	2	1
<b>TOTAL</b>	<b>3.19</b>	<b>3</b>	<b>3</b>	<b>16</b>	<b>5</b>	<b>0</b>	<b>0</b>	<b>1</b>	<b>0</b>	<b>36.2</b>	<b>21</b>	<b>17</b>	<b>13</b>	<b>12</b>	<b>34</b>	<b>3</b>	<b>0</b>	<b>2</b>	<b>148</b>	<b>.164</b>	<b>2</b>	<b>5</b>	<b>0</b>	<b>2</b>	<b>1</b>





BRETT  
McAFEE

INF

#5

R/R • 6-0 • 180 • JUNIOR • 1L  
PINE TREE HS/PANOLA JC  
LONGVIEW, TEXAS

#### 2013 (Sophomore)

Played in 50 games, 47 as a starter, and hit .263 with a homer and 18 RBI ... Defensively, only committed one error in 70 chances in conference games ... Finished the season with 12 multi-hit games ... Selected as the top transfer in the SEC by Perfect Game in their conference preview ... Played in all three games, including two starts, in the Western Illinois (2.15-2.17) series and had a hit with two RBI ... Started both games of the twin bill vs. New Orleans (2.19) and had two hits and two RBI in the first game of the doubleheader ... Hit .300 (3-for-10) in the series vs. Evansville (2.22-2.24) and scored a run ... Had a pair of hits in the series finale vs. the Purple Aces ... Went 5-for-11 with a RBI and two stolen bases during the Coca-Cola Classic (2.28-3.3) ... Had a pair of two-hit games during the tournament ... Started the series opener vs. Mississippi Valley State (3.26) and went 2-for-3 with a walk and a run scored ... Hit .429 (3-for-7) with a RBI and a run scored in series vs. No. 2 LSU (4.12-4.14) ... Went 2-for-3 with a RBI and a run scored in the game two victory over the Tigers ... Hit .667 (6-for-9) with a RBI and a run scored in series win over Texas A&M (4.19-4.21) ... Had at least one hit in each game of the series vs. the Aggies, including a three-hit performance in game two and two hits in the series finale ... Posted a .300 batting average in series vs. Tennessee (5.10-5.12), driving in two runs and scoring twice ... Hit his first home run of the season and drove in two runs in the series finale at Auburn (5.18) ... Drove in four runs and went 5-for-13 at the plate in the NCAA Manhattan Regional (5.31-6.2) ... Had two hits in the win against Wichita State and recorded a pair of hits with three RBI in the victory vs. Bryant ... Selected to the NCAA Manhattan Regional All-Tournament Team.

#### Summer Baseball

2013: Played in 12 games for the East Texas Pump Jacks ... Finished the summer with a .209 batting average with three RBI.

#### Panola Junior College

Hit .291 with a home run, five doubles and seven RBI in 16 games played ... Missed most of the season with an injury.

#### Pine Tree High School

Ranked as the 489th-best prospect nationally and the 54th-best prospect in the state of Texas in the class of 2011 by *Perfect Game* ... Hit at least .450 in each season ... As a junior, hit .453 with two homers, 10 doubles and 21 RBI ... Went 25-for-26 in stolen base attempts ... Set career highs in both RBI and stolen bases as a junior.

#### In the Draft

2012 - Tampa Bay Rays, 36th round (1,112th overall)  
2011 - Tampa Bay Rays, 16th round (510th overall)

#### Personal

Son of Shawn and Karen McAfee ... Has two brothers, Hayden and Ryan ... Majoring in kinesiology.







#### McAfee's Career Statistics

Year	Avg	GP	GS	AB	R	H	2B	3B	HR	RBI	TB	SLG%	BB	HBP	SO	GDP	OB%	SF	SH	SB	ATT	PO	A	E	FLD%
2013	.263	50	47	156	14	41	6	2	1	18	54	.346	12	3	36	2	.322	3	7	6	8	55	146	11	.948
<b>TOTAL</b>	<b>.263</b>	<b>50</b>	<b>47</b>	<b>156</b>	<b>14</b>	<b>41</b>	<b>6</b>	<b>2</b>	<b>1</b>	<b>18</b>	<b>54</b>	<b>.346</b>	<b>12</b>	<b>3</b>	<b>36</b>	<b>2</b>	<b>.322</b>	<b>3</b>	<b>7</b>	<b>6</b>	<b>8</b>	<b>55</b>	<b>146</b>	<b>11</b>	<b>.948</b>



**CHRIS  
OLIVER**

**RHP**

**#39**

R/R • 6-4 • 180 • JUNIOR • 2L  
SHILOH CHRISTIAN HS  
FARMINGTON, ARK.

## 2013 (Sophomore)

Pitched in 14 games, 13 in relief, and had a 2-2 record with a 2.25 ERA ... Struck out 21 batters in 20 innings and held opposing hitters to a .197 batting average, allowing 14 hits in 20 innings ... In conference play, pitched in seven games and had a 0-1 record with a 1.59 ERA ... Made his first appearance of the season in the series opener vs. Evansville (2.22) and pitched a scoreless ninth inning with a strikeout ... Earned first win of the season in start vs. Alabama A&M (3.13) throwing three scoreless innings and striking out a career-high five batters ... Closed out series-opening win at South Carolina (3.22), striking out three in two hitless innings of relief ... Finished Arkansas' series-opening win vs. Mississippi Valley State (3.26), tossing a hitless ninth inning ... Threw three scoreless innings in relief in game two vs. Mississippi State (3.30), allowing just one hit and striking out three ... Made two appearances in series at Alabama (4.4-4.6), tossing three innings and giving up an unearned run with four strikeouts ... Picked up second win of the season in game two of the doubleheader vs. New Mexico (4.9), striking out two in three hitless innings ... Retired the only batter he faced in SEC Tournament game against LSU (5.25).

## 2012 (Freshman)

Pitched in 11 games, 10 in relief, and had a 1-0 record with a 3.86 ERA ... Made collegiate debut in second game of series against Villanova (2.18), throwing a scoreless inning with two strikeouts ... Tossed two innings out of the bullpen against Northwestern State (2.22), giving up a run on two hits ... Threw 1.1 scoreless innings in relief against Valparaiso (2.26), allowing two hits ... Appeared in relief against BYU (2.29) and retired all three batters he faced ... Started the series opener against Gonzaga (3.13) and tossed 3.2 scoreless innings, allowing four hits and striking out two ... Earned first win of collegiate career in relief against Nevada (3.21), striking out four and not allowing a hit in three scoreless innings.

## Summer Baseball

2013: Pitched for the Harwich Mariners of the Cape Cod Baseball League ... Ranked second on the team with 10 appearances, nine out of the bullpen ... Finished the summer with a 1-0 record, a team-high three saves and a 2.57 ERA ... Struck out 16 batters in 14 innings and allowed just 13 hits.

## Shiloh Christian High School

Earned all-state honors twice in his career and was a three-time all-region honoree ... Named to the *Arkansas Democrat-Gazette* All-Arkansas Team following his junior and senior seasons ... Helped his team to back-to-back 4A state championships and pitched in the state championship game in his sophomore, junior and senior seasons ... Went 12-1 on the mound in his senior season and hit .390 with three homers and 30 RBI ... Finished his sophomore season with a 10-2 record and had an 11-1 record as a junior ... Also played basketball at Shiloh Christian.

## In the Draft


2011 - Baltimore Orioles, 27th round (815th overall)

## Personal

Son of Stanley and Jenny Oliver ... Has one sister, Michelle ... Majoring in communication.







**Oliver's Career Statistics**

Year	Avg	GP	GS	AB	R	H	2B	3B	HR	RBI	TB	SLG%	BB	HBP	SO	GDP	OB%	SF	SH	SB	ATT	PO	A	E	FLD%
2012	.000	0	0	0	0	0	0	0	0	0	0	.000	0	0	0	0	.000	0	0	0	0	1	2	0	1.000
2013	.000	0	0	0	0	0	0	0	0	0	0	.000	0	0	0	0	.000	0	0	0	0	2	3	0	1.000
<b>TOTAL</b>	<b>.000</b>	<b>0</b>	<b>0</b>	<b>0</b>	<b>0</b>	<b>0</b>	<b>0</b>	<b>0</b>	<b>0</b>	<b>0</b>	<b>0</b>	<b>.000</b>	<b>0</b>	<b>0</b>	<b>0</b>	<b>0</b>	<b>.000</b>	<b>0</b>	<b>0</b>	<b>0</b>	<b>0</b>	<b>3</b>	<b>5</b>	<b>0</b>	<b>1.000</b>

Year	ERA	W	L	App	GS	CG	SHO	CBO	SV	IP	H	R	ER	BB	SO	2B	3B	HR	BF	B/Avg	WP	HBP	BK	SFA	SHA
2012	3.86	1	0	11	1	0	0	1	0	16.1	17	9	7	6	14	6	0	2	73	.262	4	2	0	0	0
2013	2.25	2	2	14	1	0	0	2	0	20.0	14	8	5	8	21	1	0	2	80	.197	1	0	1	0	1
<b>TOTAL</b>	<b>2.97</b>	<b>3</b>	<b>2</b>	<b>25</b>	<b>2</b>	<b>0</b>	<b>0</b>	<b>3</b>	<b>0</b>	<b>36.1</b>	<b>31</b>	<b>17</b>	<b>12</b>	<b>14</b>	<b>35</b>	<b>7</b>	<b>0</b>	<b>4</b>	<b>153</b>	<b>.228</b>	<b>5</b>	<b>2</b>	<b>1</b>	<b>0</b>	<b>1</b>





#### 2013 (Freshman)

Made eight appearances, five as a starter, and had a 3-0 record with a 1.37 ERA ... Struck out 23 batters in 19.2 innings, while holding opponents to a .176 batting average, allowing 12 hits ... Made his collegiate debut in the first game of the doubleheader vs. New Orleans (2.19), earning the win after tossing five scoreless innings with six strikeouts ... Pitched out of the bullpen in series finale vs. Evansville (2.24), striking out one and allowing just one hit in 2.1 shutout innings ... Named the SEC Freshman of the Week after his performances vs. the Privateers and Purple Aces ... Earned second win of the season in series opener vs. San Diego State (3.7), throwing four shutout innings and striking out two ... Improved record to 3-0 with a win in series opener vs. Mississippi Valley State (3.26), tying a season high with six strikeouts in four hitless innings ... Struck out three and tossed 1.1 shutout innings in second game of the series vs. Tennessee (5.11).

#### Summer Baseball

**2013:** Pitched for the Willmar Stingers of the Northwoods League and was named a Northwoods League All-Star ... Appeared in 13 games, including eight starts, and finished the summer with a 6-2 record, one save and a 2.26 ERA ... Led the Stingers with 59 strikeouts in 51.2 innings and also had a team-best six victories ... Ranked as the top prospect in the Northwoods League by *Perfect Game* and was also named a third-team summer collegiate All-American.

#### Marcus High School

Ranked as the 489th-best recruit nationally and the 59th-best prospect in Texas in the class of 2012 according to *Perfect Game* ... Selected as the Pitcher of the Year by the *Dallas Morning News* and earned third-team all-state recognition ... Pitched in 12 games during his senior season and had a 7-3 record with a 0.21 ERA, 97 strikeouts and six complete games ... Set the school single-season record for strikeouts and ERA.

#### In the Draft

2012 - Baltimore Orioles, 5th round (162nd overall)

#### Personal

Son of Dan and Susan Poché ... Has one brother, Corey ... Majoring in recreation and sport management.






#### Poche's Career Statistics

Year	Avg	GP	GS	AB	R	H	2B	3B	HR	RBI	TB	SLG%	BB	HBP	SO	GDP	OB%	SF	SH	SB	ATT	PO	A	E	FLD%
2013	.000	0	0	0	0	0	0	0	0	0	0	.000	0	0	0	0	.000	0	0	0	0	0	3	0	1.000
<b>TOTAL</b>	<b>.000</b>	<b>0</b>	<b>0</b>	<b>0</b>	<b>0</b>	<b>0</b>	<b>0</b>	<b>0</b>	<b>0</b>	<b>0</b>	<b>0</b>	<b>.000</b>	<b>0</b>	<b>0</b>	<b>0</b>	<b>0</b>	<b>.000</b>	<b>0</b>	<b>0</b>	<b>0</b>	<b>0</b>	<b>0</b>	<b>3</b>	<b>0</b>	<b>1.000</b>

Year	ERA	W	L	App	GS	CG	SHO	CBO	SV	IP	H	R	ER	BB	SO	2B	3B	HR	BF	B/Avg	WP	HBP	BK	SFA	SHA
2013	1.37	3	0	8	5	0	0	3	0	19.2	12	3	3	11	23	0	0	0	80	.176	1	1	1	0	0
<b>TOTAL</b>	<b>1.37</b>	<b>3</b>	<b>0</b>	<b>8</b>	<b>5</b>	<b>0</b>	<b>0</b>	<b>3</b>	<b>0</b>	<b>19.2</b>	<b>12</b>	<b>3</b>	<b>3</b>	<b>11</b>	<b>23</b>	<b>0</b>	<b>0</b>	<b>0</b>	<b>80</b>	<b>.176</b>	<b>1</b>	<b>1</b>	<b>1</b>	<b>0</b>	<b>0</b>





## 2013 (Sophomore)

Played in 52 games, including 50 starts, and hit .295 with a homer and 18 RBI ... Set an Arkansas single-season record with 15 sacrifice bunts and his 21 career sacrifice bunts are the fourth most in school history ... Ranked second on the team with nine doubles ... Had 20 multi-hit games, which was the second-highest total on the team ... Finished second on the team with a .312 batting average in conference play and drove in five runs ... Started the final two games in the series vs. Western Illinois (2.15-2.17) and went 4-for-7 with two RBI and two runs scored ... Tied a career high with three hits in the series finale vs. the Leathernecks ... Had a hit and scored two runs in the first game of the doubleheader vs. New Orleans (2.19) ... Reached base four times in the series finale vs. Evansville (2.24), going 2-for-3 at the plate and drawing two walks with a RBI and two runs scored ... Hit the first home run of his collegiate career in game two vs. San Diego State (3.8), a walk-off solo home run with two outs in the ninth inning to give the Razorbacks a 4-3 victory ... Had a pair of hits, scored two runs and drove in a run in series finale vs. Alabama A&M (3.13) ... Went 5-for-10 with three RBI and two runs scored in the series vs. Ole Miss (3.15-3.17) ... Had three hits with a RBI and a run scored in the middle game vs. the Rebels ... Had two hits and scored a run in the first and third games of the series at No. 6 South Carolina (3.22-3.24) ... Hit .462 (6-for-13) with a pair of doubles and three runs scored in series victory at Alabama (4.4-4.6) ... Had a pair of hits in each game vs. the Crimson Tide ... Went 2-for-4 with a RBI and a walk in game two of the doubleheader at Nebraska (4.16) ... Batted .444 (4-for-9) with two runs scored and a stolen base in the series win over Texas A&M (4.19-4.21) ... Drove in the eventual game-winning run with an eighth-inning RBI single in game two of the series at Georgia (4.27) ... Went 4-for-12 in the SEC Tournament (5.22-5.25) with a pair of RBI, a run scored and a stolen base ... Hit .412 (7-for-17) with four runs scored in the NCAA Manhattan Regional (5.31-6.2) ... Had multiple hits in the final three games of the regional, including a three-hit game in the Razorbacks' victory over Bryant.

## 2012 (Freshman)

Played in 33 games, including 17 starts, and hit .333 with seven RBI ... Named to SEC First-Year Academic Honor Roll ... Made his collegiate debut against Villanova (2.17-2.19), playing in all three games of the series and scoring a run in the series finale ... Recorded his first collegiate hit and stolen base in series finale against Northwestern State (2.22) ... Entered as a pinch hitter against Texas (3.4) at the Houston College Classic and reached base in all three plate appearances, recording a pair of hits, his first collegiate RBI and a walk ... Had a pair of hits and drove in a run in series finale against Binghamton (3.10) ... Came off the bench as a pinch hitter in the 11th inning of the series finale at Mississippi State (3.25) and had a RBI with a run scored and a stolen base ... Started the final two games of the Georgia (4.6-4.8) series and had a hit in each game with a RBI in the series finale ... Got the start in the second game of the series vs. Kentucky (4.14) and went 1-for-2 with a run scored and a stolen base ... Went 2-for-2 in the second game of the doubleheader against Stephen F. Austin (4.17), scoring the game-tying run and driving in the game-winning run with a walk-off single ... Started the second game of the series at Florida (4.28) and went 1-for-2 with a run scored ... Was Arkansas' top performer in the NCAA Tournament, hitting .444 (12-for-27) with a pair of RBI ... Earned a start in a pair of games in the Houston Regional (6.1-6.3) and went 4-for-7 with a RBI and a run scored ... Set a new career high with three hits and drove in a run in the regional final vs. Sam Houston State ... Named to the Houston Regional All-Tournament Team ... Hit .429 (3-for-7) with his first collegiate triple and a pair of runs scored in the Waco Super Regional at No. 4 Baylor (6.9-6.11) ... Started all four games in the College World Series and hit .385 (5-for-13) with a RBI ... Had at least one hit in three of the Razorbacks' four CWS games, including a career-high-tying three-hit performance in Arkansas' win over Kent State (6.16).

## Summer Baseball

**2013:** Played for the Battle Creek Bombers of the Northwoods League ... Appeared in 45 games and hit .287 with 18 RBI ... Ranked second on the team in batting average (min. 60 at bats), doubles (13) and stolen bases (8). **2012:** Played for the Wisconsin Woodchucks of the Northwoods League ... Finished the summer with a .302 batting average, a home run and 12 RBI ... Also added six stolen bases.

## Salpointe Catholic High School

Ranked 331st nationally in the class of 2011 by *Perfect Game* ... Named a 2011 first-team Louisville Slugger High School All-American ... Earned Southern Region Player of the Year and Chris Moon 4A-5A Player of the Year honors in 2011 ... Finished his senior season with a .541 batting average with 11 home runs, 69 RBI and 13 stolen bases ... Played for the Cincinnati Reds in the 2010 Area Code Games.

## In the Draft

2011 - Cincinnati Reds, 12th round (375th overall)

## Personal

Son of Nathan and Chris Serrano ... Has a sister, Audrey ... Majoring in recreation and sport management.







#### Serrano's Career Statistics

Year	Avg	GP	GS	AB	R	H	2B	3B	HR	RBI	TB	SLG%	BB	HBP	SO	GDP	OB%	SF	SH	SB	ATT	PO	A	E	FLD%
2012	.333	33	17	69	13	23	1	1	0	7	26	.377	6	2	11	0	.403	0	6	4	5	13	0	0	1.000
2013	.295	52	50	193	34	57	9	0	1	18	69	.358	12	4	27	3	.344	3	15	3	6	19	0	1	.950
<b>TOTAL</b>	<b>.305</b>	<b>85</b>	<b>67</b>	<b>262</b>	<b>47</b>	<b>80</b>	<b>10</b>	<b>1</b>	<b>1</b>	<b>25</b>	<b>95</b>	<b>.363</b>	<b>18</b>	<b>6</b>	<b>38</b>	<b>3</b>	<b>.360</b>	<b>3</b>	<b>21</b>	<b>7</b>	<b>11</b>	<b>32</b>	<b>0</b>	<b>1</b>	<b>.970</b>

# LANDON SIMPSON

ARKANSAS  
BASEBALL

2014  
RAZORBACKS

BAUM  
STADIUM

2013  
REVIEW

2014  
OPPONENTS

HISTORY  
& RECORDS

UNIVERSITY  
OF ARKANSAS





## LANDON SIMPSON

RHP

**#45**

R/R • 5-10 • 180 • SOPHOMORE • IL  
MAGNOLIA HS  
MAGNOLIA, ARK.

### 2013 (Redshirt Freshman)

Pitched in 14 games, 13 in relief, and had a 1-1 record with one save and a 1.88 ERA ... Made his collegiate debut in the second game of the doubleheader vs. New Orleans and earned the win after throwing three shutout innings ... Pitched in the series finale vs. Evansville (2.24) and retired all three batters he faced ... Picked up first save of collegiate career in series opener vs. Alabama A&M (3.12), striking out five in three scoreless innings ... Tossed a career-long five shutout innings in relief in the series opener vs. Ole Miss (3.15) and struck out four ... Worked 2.2 shutout innings with two strikeouts in game one of the doubleheader vs. New Mexico (4.9) ... Retired all six batters he faced and struck out four in two perfect innings of relief in game one of the doubleheader vs. Nebraska (4.16) ... Threw 1.2 scoreless innings in series finale vs. Texas A&M (4.21) ... Retired the only batter he faced in game two of the series at Georgia (4.27) ... Tossed the final two innings in Arkansas' victory against Bryant (6.2) in the NCAA Manhattan Regional, striking out two and giving up an unearned run.

### 2012 (Freshman)

Simpson redshirted during the 2012 season ... Named to SEC First-Year Academic Honor Roll.

### Summer Baseball


2013: Pitched for the Waterloo Bucks of the Northwoods League ... Appeared in nine games, including eight as a starter, and had a team-leading seven wins ... Posted a 7-1 record with a 3.10 ERA ... Ranked third on the team with 55.0 innings pitched and allowed less than a hit per inning, giving up 54 hits in 55 innings.

### Magnolia High School

Named to the *Arkansas Democrat-Gazette* All-Arkansas Team ... Led his team to the 2011 Class 5A state championship where he was named the tournament MVP ... Simpson had two complete game victories in the state tournament, including in the title game ... Earned 5A all-state and all-state tournament honors in 2010 ... Twice named all-conference ... Also played football in high school.

### Personal

Son of Keith and Tena Simpson ... Has one brother, Hayden, who was a first round draft pick of the Chicago Cubs in 2010 ... Majoring in kinesiology.





### Simpson's Career Statistics

Year	Avg	GP	GS	AB	R	H	2B	3B	HR	RBI	TB	SLG%	BB	HBP	SO	GDP	OB%	SF	SH	SB	ATT	PO	A	E	FLD%
2013	.000	0	0	0	0	0	0	0	0	0	0	.000	0	0	0	0	.000	0	0	0	0	4	3	2	.778
<b>TOTAL</b>	<b>.000</b>	<b>0</b>	<b>0</b>	<b>0</b>	<b>0</b>	<b>0</b>	<b>0</b>	<b>0</b>	<b>0</b>	<b>0</b>	<b>0</b>	<b>.000</b>	<b>0</b>	<b>0</b>	<b>0</b>	<b>0</b>	<b>.000</b>	<b>0</b>	<b>0</b>	<b>0</b>	<b>0</b>	<b>4</b>	<b>3</b>	<b>2</b>	<b>.778</b>

Year	ERA	W	L	App	GS	CG	SHO	CBO	SV	IP	H	R	ER	BB	SO	2B	3B	HR	BF	B/Avg	WP	HBP	BK	SFA	SHA
2013	1.88	1	1	14	1	0	0	1	1	24.0	23	7	5	6	20	2	0	0	104	.242	3	2	0	0	1
<b>TOTAL</b>	<b>1.88</b>	<b>1</b>	<b>1</b>	<b>14</b>	<b>1</b>	<b>0</b>	<b>0</b>	<b>1</b>	<b>1</b>	<b>24.0</b>	<b>23</b>	<b>7</b>	<b>5</b>	<b>6</b>	<b>20</b>	<b>2</b>	<b>0</b>	<b>0</b>	<b>104</b>	<b>.242</b>	<b>3</b>	<b>2</b>	<b>0</b>	<b>0</b>	<b>1</b>





OF/INF

#8

R/R · 5-11 · 190 · SOPHOMORE · 1L

VAN BUREN HS  
VAN BUREN, ARK.

## 2013 (Redshirt Freshman)

Started all 61 games and hit .288 with four homers and a team-high 49 RBI ... Tied for the team high with 68 hits and was third on the team with seven stolen bases ... Finished second on the team with 11 multi-RBI games and fourth with 17 multi-hit games ... Ranked eighth in the SEC in RBI ... Defensively, only made one error in 112 chances and had six outfield assists ... Started the season on a 16-game hitting streak and reached base safely in the first 20 games of the season ... Made his collegiate debut in the series vs. Western Illinois (2.15-2.17), starting all three games of the series and hitting .500 (5-for-10) with three RBI and three runs scored ... Had three hits with two RBI and two runs scored in the series finale vs. the Leathernecks ... Started both games of the doubleheader vs. New Orleans and went 3-for-8 with a home run, three RBI and two runs scored ... Hit the first homer of his collegiate career and drove in three runs in the first game of the twin bill ... Drove in seven runs and had at least one hit in each game of the series vs. Evansville (2.22-2.24), extending his hitting streak to eight games ... Broke a 1-1 tie with an eighth-inning grand slam in the second game vs. the Purple Aces ... Extended his hitting streak to 12 games with at least one hit in each game of the Coca-Cola Classic (2.28-3.3) ... Hit .438 (7-for-16) during the tournament with two RBI and two stolen bases ... Batted .467 (7-for-15) with a home run and three RBI in the three-game series vs. San Diego State (3.7-3.9) ... Extended his hitting streak to 16 games with at least one hit in each game vs. the Aztecs ... Hit third homer of the season and went 3-for-4 with two RBI and two runs scored in game three vs. SDSU ... Had three hits and drove in a season-high five runs in series-opening win at South Carolina (3.22) ... Went 5-for-12 with three runs scored and a RBI in series vs. No. 15 Mississippi State (3.29-3.31) ... Had at least one hit in each game of the series and had two multi-hit games ... Named SEC Freshman of the Week after his performance vs. the Bulldogs ... Hit .714 (5-for-7) with a RBI in the doubleheader vs. New Mexico (4.9) ... Had a pair of hits in the first game and reached base all five times in game two, going 3-for-3 with two walks ... Batted .308 (4-for-13) with a pair of RBI in series against No. 2 LSU (4.12-4.14) ... Had at least one hit in each game of the series, including a two-hit performance in the game two victory ... Belted his fourth homer of the season and drove in three runs in the series victory at No. 23 Kentucky (5.3-5.4) ... Reached base five times during the series vs. Tennessee (5.10-5.12), posting a .417 on-base percentage and finished the series with a RBI and two runs scored ... Went 5-for-12 with two RBI in the SEC Tournament (5.22-5.25) ... Had at least one hit in each game of the tournament, including a three-hit performance in the victory over No. 2 LSU ... Selected to the SEC Tournament All-Tournament Team ... Drove in four runs and hit .294 (5-for-17) in the NCAA Manhattan Regional (5.31-6.2) ... Had a pair of hits and two RBI in victories against Wichita State and Bryant ... Named to the NCAA Manhattan Regional All-Tournament Team.

## 2012 (Freshman)

Spoon redshirted the 2012 season.

## Summer Baseball

**2013:** Played for the Hyannis Harbor Hawks in the Cape Cod Baseball League ... Finished the summer with a .261 batting average with four home runs and 15 RBI ... Defensively, Spoon had a .985 fielding percentage and had 10 outfield assists.

**2012:** Played for the Anchorage Glacier Pilots in the Alaska Baseball League ... Hit .283 with a team-leading 10 home runs and 33 RBI ... Also led the team with 54 hits and tied for the team high with 11 doubles ... Ranked as the No. 2 prospect in the Alaska Baseball League by Perfect Game and the No. 5 prospect by Baseball America.

## Van Buren High School

Twice named to the *Arkansas Democrat-Gazette* All-Arkansas Team ... Earned all-state honors as a junior and helped his team to the 7A state championship game ... Named to the 7A all-state tournament team ... Selected to play for the East team in the 2011 Arkansas High School All-Star Game ... Also played basketball and football in high school.

## Personal

Son of Rick and Robbie Spoon ... Has one sister, Danielle ... Majoring in recreation and sport management.





### Spoon's Career Statistics

Year	Avg	GP	GS	AB	R	H	2B	3B	HR	RBI	TB	SLG%	BB	HBP	SO	GDP	OB%	SF	SH	SB	ATT	PO	A	E	FLD%
2013	.288	61	61	236	28	68	7	0	4	49	87	.369	21	5	25	3	.351	6	4	7	10	105	6	1	.991
<b>TOTAL</b>	<b>.288</b>	<b>61</b>	<b>61</b>	<b>236</b>	<b>28</b>	<b>68</b>	<b>7</b>	<b>0</b>	<b>4</b>	<b>49</b>	<b>87</b>	<b>.369</b>	<b>21</b>	<b>5</b>	<b>25</b>	<b>3</b>	<b>.351</b>	<b>6</b>	<b>4</b>	<b>7</b>	<b>10</b>	<b>105</b>	<b>6</b>	<b>1</b>	<b>.991</b>



C

#19

R/R • 6-0 • 200 • SENIOR • 3L  
CYPRESS FALLS HS  
HOUSTON, TEXAS

## 2013 (Junior)

Appeared in 57 games, including 52 as a starter, and hit .212 with three homers and 23 RBI ... Threw out 20-of-52 base stealers ... In SEC games only, he tied for 14th in the league with 15 walks ... Selected as a team captain ... Played in all three games, including two starts, of the season-opening series vs. Western Illinois (2.15-2.17) and had a pair of hits with a RBI and two runs scored ... Started both games of the doubleheader vs. New Orleans and reached base in five of eight plate appearances, drawing three walks and recording two hits ... Drove in a pair of runs in the second game vs. the Privateers ... Led the Razorbacks at the plate in the series vs. Evansville (2.22-2.24), hitting .545 (6-for-11) with a home run, six RBI and three runs scored ... Hit his first roundtripper of the season and went 3-for-4 with three RBI and three runs scored in the series opener vs. the Purple Aces ... Also drove in three runs and had a pair of hits in the series finale ... Had two hits, scored a run and drove in a run in series finale vs. Alabama A&M (3.13) ... Reached base in all three plate appearances in series finale vs. Mississippi State (3.31), going 2-for-2 and drawing a walk ... Recorded a pair of hits and drew two walks with a RBI and a run scored in middle game of the series at Alabama (4.5) ... Hit his second home run of the season and drove in a career-high four RBI in game two victory over No. 2 LSU (4.13) ... Went 2-for-6 with two RBI and a run scored in series at Georgia (4.26-4.27) ... Drove in the game-tying run with a RBI single and scored the game-winning run in the eighth inning of game two vs. the Bulldogs ... Drew two walks and drove in a run in midweek victory vs. Missouri State (4.30) ... Hit .500 (4-for-8) with a homer, a RBI and two runs scored in series at No. 23 Kentucky (5.3-5.4) ... Also drew four walks in the series, posting an on-base percentage of .667 ... Hit .333 (2-for-6) with a RBI in the NCAA Manhattan Regional.

## 2012 (Sophomore)

Played in 60 games, including 49 starts, and hit .244 with two homers and 25 RBI ... Started the first and third games of the series against Villanova (2.17-2.19) and went 3-for-5 with five runs scored and two RBI ... Hit his first homer of the season, drove in two runs, and scored a career-high four runs in the series finale against the Wildcats ... Also drew four walks in the series ... Drew the game-winning bases-loaded walk in the bottom of the ninth in series opener against Northwestern State (2.21) ... Went 3-for-9 in series against Valparaiso (2.24-2.26) with two RBI and a run scored ... Hit .400 during the Houston College Classic (3.2-3.4), recording a pair of hits against Texas Tech and Houston ... Had a hit and a RBI, along with the first stolen base of his collegiate career, in series finale against Binghamton (3.10) ... Batted .300 (3-for-10) in the series against Alabama (3.16-3.18) with a pair of RBI and three runs scored ... Drew the game-winning walk in the 12th inning of the series opener vs. the Crimson Tide ... Had two hits and a RBI in the series finale at Mississippi State (3.25) ... Tied a career high with three hits, drove in two runs and scored twice in series finale at Ole Miss (4.22) ... Went 2-for-6 with two RBI and two runs scored in the series vs. Auburn (5.10-5.12) ... Drove in the game-winning run with a two-out ninth inning RBI single in the second game of the series vs. the Tigers ... Hit .286 (2-for-7) with two RBI and two runs scored in the Houston Regional (6.1-6.3) ... Drove in the game-winning run with a RBI single in the 10th inning of game three of the Waco Super Regional at No. 4 Baylor (6.11) ... Started all four games of the College World Series ... Hit second homer of the season and tied a career-high with three RBI in win over Kent State (6.16).

## 2011 (Freshman)

Played in 21 games, with 11 starts, and hit .163 with a homer and five RBI ... Made collegiate debut against Delaware State (2.19-2.20), coming off the bench in the second and third games of the series ... Recorded first hit and RBI of his career in second game of series with McNeese State (3.2), going 1-for-3 with a run driven in ... Was a perfect 3-for-3 and laid down a sacrifice bunt in win at Missouri State (4.12) ... Hit first home run of collegiate career in second game of series vs. Mississippi State (4.16) and finished the game with three RBI ... Started opener of midweek series against Southeast Missouri State (5.3) and went 1-for-4 with a RBI and a run scored.

## Summer Baseball

**2012:** Played for the Orleans Firebirds of the Cape Cod Baseball League ... Played in five games and hit .188 ... Was teammates with junior infielder Dominic Ficociello. **2011:** Played for the Duluth Huskies of the Northwoods League ... Saw time in 21 games for the Huskies and led the team with a .364 batting average ... Also added a homer and 11 RBI.

## Cypress Falls High School

Helped the junior varsity team to an undefeated season his freshman year ... Three-year letterwinner ... Received all-district honorable mention following his sophomore year ... Hit .403 with seven home runs and 25 RBI during junior season ... Selected to the all-district team and named hitter of the week by Houston 5A Baseball as a junior ... Batted .504 with 11 home runs and 52 RBI during senior season ... Earned first team all-district and first team all-greater Houston honors as a senior.

## Personal

Son of Doug and Lois Wise ... Has one brother, Mitchell ... Majoring in economics.









### Wise's Career Statistics

Year	Avg	GP	GS	AB	R	H	2B	3B	HR	RBI	TB	SLG%	BB	HBP	SO	GDP	OB%	SF	SH	SB	ATT	PO	A	E	FLD%
2011	.163	21	11	43	3	7	0	0	1	5	10	.233	2	0	8	1	.200	0	3	0	1	58	7	0	1.000
2012	.244	60	49	164	27	40	10	0	2	25	56	.341	19	6	40	0	.337	4	7	2	3	379	59	0	1.000
2013	.212	57	52	179	19	38	3	1	3	23	52	.291	25	3	23	2	.316	2	1	3	5	397	55	4	.991
<b>TOTAL</b>	<b>.220</b>	<b>138</b>	<b>112</b>	<b>386</b>	<b>49</b>	<b>85</b>	<b>13</b>	<b>1</b>	<b>6</b>	<b>53</b>	<b>118</b>	<b>.306</b>	<b>46</b>	<b>9</b>	<b>71</b>	<b>3</b>	<b>.313</b>	<b>6</b>	<b>11</b>	<b>5</b>	<b>9</b>	<b>834</b>	<b>121</b>	<b>4</b>	<b>.996</b>

# NEWCOMERS/REDSHIRTS

**#14**  
**JOSH ALBERIUS**  
R/R • 5-11 • 170 • FR-RS  
LITTLE ROCK CHRISTIAN ACADEMY  
LITTLE ROCK, ARK.  
**INF**

## 2013 (Freshman)

Alberius redshirted the 2013 season.

## Little Rock Christian Academy

Earned all-state recognition twice in his high school career and was a four-time all-conference honoree ... Selected to the All-Arkansas team by the *Arkansas Democrat-Gazette* ... Twice named to the central U.S. super regional team by the National Christian School Athletic Association ... Selected to play in the 2012 Arkansas High School Coaches Association All-Star Game ... Also played basketball, football and golf at Little Rock Christian.

## Personal

Son of Randy and Lisa Alberius ... Has two brothers, Nate and Cole ... Majoring in animal science.




**#24**  
**BLAKE BAXENDALE**  
R/R • 6-3 • 215 • FR-RS  
ROGERS HERITAGE HS  
ROGERS, ARK.  
**C**

## 2013 (Freshman)

Baxendale redshirted the 2013 season.

## Rogers Heritage High School

Ranked as the 233rd-best prospect nationally and the fourth-best prospect in the state of Arkansas in the class of 2012 by *Perfect Game* ... Named 2012 Baseball Player of the Year and was selected to the All-Arkansas team by the *Arkansas Democrat-Gazette* ... Three-time all-state selection and earned all-conference honors all four years of his high school career ... Hit .481 during his senior year with six homers and 39 RBI ... Set school record with a .500 batting average as a junior and added seven home runs and 46 RBI ... Helped his team to three conference championships and a state runner-up finish in his senior year ... Selected to play in the 2012 Arkansas High School Coaches Association All-Star Game.

## Personal

Son of Greg and Shea Baxendale ... Has two brothers, DJ and Brooks, and one sister, Bailey ... DJ played for the Razorbacks from 2010-12 and is currently in the Minnesota Twins organization ... Majoring in recreation and sport management.




**#51**  
**ZACH BARR**  
L/L • 6-3 • 200 • JR-TR  
WHITE HALL HS/UCA  
WHITE HALL, ARK.  
**LHP**

## University of Central Arkansas

Pitched in 13 games, 10 out of the bullpen, and had a 2-0 record with a 3.38 ERA as a sophomore in 2013 ... Allowed only 12 hits in 16 innings of work, holding opponents to a .203 batting average ... Pitched in nine games, including one start, as a freshman in 2012 and compiled a 1-0 record with a 1.84 ERA ... Averaged more than a strikeout an inning, fanning 15 in 14.2 innings.

## White Hall High School

Earned all-state and all-conference honors twice in his high school career ... Played in the Fayetteville AAA All-Star Game and Central Arkansas All-Star Game ... Also played basketball and football in high school.

## Personal

Son of Tony and Barbara Barr ... Has two brothers, Justin and David Russ ... Has not declared a major.




**#16**  
**ANDREW BENINTENDI**  
L/L • 5-10 • 170 • FR-HS  
MADEIRA HS  
CINCINNATI, OHIO  
**OF**

## Madeira High School

Named 2013 ACBA/Rawlings National High School Player of the Year and first-team All-American after hitting .564 with 12 home runs, 57 RBI and 38 stolen bases ... Earned second-team All-America honors from *Baseball America* and *MaxPreps* ... Selected as the Gatorade Ohio Baseball Player of the Year following his senior season ... Twice named the Division III Player of the Year by the *Cincinnati Enquirer* ... Earned all-state honors three times in his high school career and was a four-time first-team All-Cincinnati Hills League honoree ... Holds the Ohio high school career record with 199 career runs scored, ranks second with 213 career hits, 5th with 166 career RBI, eighth with a .542 career batting average and 12th with 112 career stolen bases ... Also played basketball in high school, averaging 25.5 points per game in his senior season to earn Division III Co-Player of the Year from the *Cincinnati Enquirer*.

## Personal

Son of Chris and Jill Benintendi ... Has two sisters, Olivia and Lilly ... Father played college baseball at Wittenburg ... Has not declared a major.

# NEWCOMERS/REDSHIRTS



**MICHAEL  
BERNAL**

R/R • 5-11 • 190 • SO-TR  
J.M. HANKS HS/NEW MEXICO JC  
EL PASO, TEXAS

**INF**

## New Mexico Junior College

Earned second team all-conference honors as a freshman ... Played in 40 games and hit .325 with a pair of homers and 16 RBI ... Drew more walks (27) than strikeouts (19) and ranked fourth on the team with a .458 on-base percentage.

## J.M. Hanks High School

Earned all-district honors three times and was named to the all-city team twice ... Hit .427 with 25 RBI as a senior.

## Personal

Son of Hector and Laura Bernal ... Has a brother, Hector, and a sister, Sabrina ... Brother was drafted by the Milwaukee Brewers in the 2006 MLB Draft ... Majoring in criminal justice.



**MATT  
BROWN**

R/R • 6-2 • 200 • FR-HS  
VIANNEY HS  
ST. LOUIS, MO.

**INF**

## Vianney High School

Named the All-Metro Catholic League Player of the Year and earned first-team all-state honors as a senior after hitting .400 with six home runs and 40 RBI ... Won the Rising Star Award at the St. Louis Amateur Baseball Hall of Fame dinner in April 2013 ... Selected to the *USA Today* All-Missouri Honorable Mention Team and was named to the *St. Louis Post-Dispatch* All-Metro first team ... Earned All-Metro Catholic League honors in 2010, 2011 and 2012 ... Helped his team to a state championship as a freshman in 2010 ... Also played football and hockey in high school.

## Personal

Son of Scott and Wendy Brown ... Has one brother, Chris ... Father played college baseball at Illinois State ... Pursuing a degree in recreation and sport management.





# NEWCOMERS/REDSHIRTS

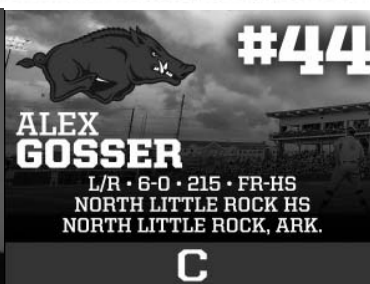



## Appleton North High School

Earned first-team all-conference and all-district honors three times in his high school career ... Selected to the *USA Today* All-Wisconsin Team in 2013 ... Earned first-team all-state recognition as a senior and was a second-team all-state selection as a junior ... Named District 4 Player of the Year following his junior and senior seasons ... Hit better than .500 as a junior and a senior, hitting .544 in his senior season and a .535 in his junior campaign ... Helped his team to a third place finish in the state as a sophomore and a fifth place finish as a junior ... Also played basketball, football and volleyball in high school.

## Personal

Son of David and Susan Eagan ... Has one brother, Chase ... Majoring in recreation and sport management.



## North Little Rock High School

Named to the *USA Today* All-Arkansas Team and the *Arkansas Democrat-Gazette* All-Arkansas Team following his senior season ... Selected to play for the East team in the 2013 Arkansas High School All-Star Game ... Earned 7A all-state honors in 2013, honorable mention all-state in 2012 and all-conference honors in 2011 and 2012 ... Also played football in high school and was an all-state selection as a junior and a senior.

## Personal

Son of Bobby and Donna Gosser ... Has a brother, Trey, and a sister, McKenzie ... Majoring in kinesiology.



## Round Rock High School

Named first team All-Central Texas by the *Austin American Statesman* following his senior season ... Went 8-2 with a 1.56 ERA in his high school career ... Helped his team to district titles as a junior and a senior ... Played for the North Texas team in the 2012 USA Baseball 17U/16U National Team Identification Series ... Named to the all-tournament team at the *Perfect Game* WWBA Tournament.

## Personal

Son of Jeff and Maureen Falwell ... Has two brothers, Jeff and Brian ... Pursuing a degree in pre-respiratory care.



## Berryhill High School

Named a second-team All-American by *Baseball America* after compiling a 13-1 record with a 0.38 ERA and striking out 147 in 72.2 innings as a senior ... Selected to the *USA Today* All-Oklahoma Team and *The Oklahoman's* first team all-state ... Named the Pitcher of the Year by the Tulsa Metro Baseball Coaches Association ... Helped his team to a state championship as a senior ... Earned first-team all-metro honors from the *Tulsa World* as a junior and was *Tulsa World* all-metro honorable mention as a sophomore and freshman ... Finished his high school career with a 39-3 record, a 1.08 ERA and struck out 437 batters ... Also played football in high school and was named All-Conference Offensive Player of the Year as a senior ... Finished his high school career with a 4.0 GPA and was valedictorian of his class.

## Personal

Son of Kevin and Gina Jackson ... Has one sister, Chelsea ... Pursuing a degree in pre-business.



**#38**

**ANDREW KELLEY**  
R/R • 6-7 • 225 • FR-HS  
KLEIN HS  
SPRING, TEXAS  
**RHP**

#### Klein High School

Earned all-district honors as a senior and a junior ... Compiled an 8-1 record in his senior season ... Posted a 7-1 record with a 1.89 ERA and hit .510 with a homer and 15 RBI in his junior season ... Batted .469 in his sophomore season ... Also played basketball in high school.

#### Personal

Son of Drew and Mary Carol Kelley ... Has one sister, Caroline ... Majoring in pre-business.

**#26**

**AUSTIN KERNS**  
L/L • 6-2 • 210 • FR-HS  
OWASSO HS  
OWASSO, OKLA.  
**LHP**

#### Owasso High School


Finished his high school career with a 24-1 record ... Compiled a 6-0 record with a 1.20 ERA as a senior, helping his team to a state championship ... Named to the all-tournament team in his senior year ... Selected to play for the North All-Stars in the Oklahoma All-Star Game.

#### Personal

Son of Jody Kerns and Shelly Waters ... Has a brother, Curtis, and a sister, Ashlyn ... Pursuing a degree in kinesiology.



# NEWCOMERS/REDSHIRTS

**#35**  
**JACKSON LOWERY**  
R/R • 6-0 • 175 • JR-TR  
PULASKI ACADEMY/MERIDIAN CC  
LITTLE ROCK, ARK.  
**RHP**

## 2013 (Junior)

Lowery redshirted the 2013 season.

## Meridian Community College

Pitched in 13 games and had a 2-3 record with two saves and a 4.03 ERA ... Averaged more than a strikeout per inning, fanning 30 in 22.1 innings.

## University of Central Arkansas

Appeared in 15 games, all in relief, and posted a 1-1 record with 4.66 ERA ... Struck out 13 in 19.1 innings.

## Pulaski Academy

Earned all-conference honors twice in his high school career ... Helped Pulaski Academy to a conference championship as a senior ... Also played football in high school and helped the Bruins to a state championship as a junior.

## Personal

Son of Dr. Curtis and Ellen Lowery ... Has two brothers, Trey and Peter ... Majoring in marketing.




**#40**  
**LANCE PHILLIPS**  
R/R • 6-4 • 210 • JR-TR  
CENTRAL HEIGHTS HS/BOSSIER PARISH CC  
NACOGDOCHES, TEXAS  
**RHP**

## Bossier Parish Community College


Pitched in nine games as a sophomore and had a 0-1 record with a 4.38 ERA ... Averaged more than a strikeout per inning, fanning 13 in 12.1 innings ... Appeared in six games as a freshman and had a 0-0 record with a 6.75 ERA in 6.2 innings.

## Central Heights High School

Earned all-district honors three times in his high school career ... Selected first-team all-district as a senior and a junior and second-team all-district as a sophomore ... Helped his team to a state runner-up finish as a senior.

## Personal

Son of Charles and Pamela Phillips ... Has two brothers, Alex and Zane, and one sister, Lauren ... Alex is currently a freshman on the Razorback baseball team, while Zane was a member of the Arkansas baseball team in the fall of 2011 and is currently in the San Diego Padres organization ... Majoring in general business.


**#55**  
**ALEX PHILLIPS**  
R/R • 6-4 • 225 • FR-HS  
CENTRAL HEIGHTS HS  
NACOGDOCHES, TEXAS  
**RHP**

## Central Heights High School

Earned all-state honors three times in his high school ... Was an honorable mention all-state selection as a senior, first-team all-state as a junior and second-team all-state as a sophomore ... Named to the state tournament All-Tournament Team as a sophomore ... Posted a 10-1 record with a 1.22 ERA as a junior and a 12-1 record with a 1.35 ERA as a sophomore ... Offensively, hit .417 with three home runs and 21 RBI as a sophomore and .351 with six homers and 40 RBI as a junior ... Selected to play in the THSBCA All-Star Game.

## Personal

Son of Charles and Pamela Phillips ... Has two brothers, Lance and Zane, and one sister, Lauren ... Lance is currently a junior on the Razorback baseball team, while Zane was a member of the Arkansas baseball team in the fall of 2011 and is currently in the San Diego Padres organization ... Majoring in pre-business.

**#12**  
**GARRETT RUCKER**  
L/R • 6-1 • 185 • FR-RS  
ARKADELPHIA HS  
ARKADELPHIA, ARK.  
**OF**

## 2013 (Freshman)

Rucker redshirted the 2013 season.

## Arkadelphia High School


Ranked as a top-500 recruit nationally and the sixth-best recruit in the state of Arkansas in the class of 2012 by *Perfect Game* ... Named a 2012 honorable mention Louisville Slugger preseason high school All-American and to the 2012 Rawlings preseason All-Southeast Region second team ... Three-time all-state selection and four-time all-conference honoree ... Selected to the All-Arkansas team by the *Arkansas Democrat-Gazette* in 2011 and 2012 ... Picked to play in the Arkansas High School Coaches Association All-Star Game ... Also was an all-state selection while playing football.

## Personal

Son of Rob and Gari Rucker ... Has one brother, Griffin ... Majoring in animal science.



# NEWCOMERS/REDSHIRTS

**#34**  
**PARKER  
 SANBURN**  
 R/R • 6-1 • 190 • FR-HS  
 KOKOMO HS  
 KOKOMO, IND.  
**RHP**

## Kokomo High School

Missed most of his senior season due to injury, but struck out nine and threw five shutout innings in his only appearance ... Posted a 3-4 record with a 4.95 ERA in his junior season, striking out 65 batters in 41 innings of work ... Also played tennis in high school.

## Personal

Son of Dick and Crystal Sanburn ... Has two brothers, Nolan and Connor ... Nolan played for the Razorbacks from 2011-12 and is currently in the Oakland A's organization ... Majoring in kinesiology.




**#20**  
**CARSON  
 SHADDY**  
 R/R • 5-10 • 170 • FR-HS  
 FAYETTEVILLE HS  
 FAYETTEVILLE, ARK.  
**C/OF**

## Fayetteville High School


Named the 2013 Arkansas Gatorade Player of the Year ... Selected as the 2013 Rawlings High School Gold Glove winner at catcher ... Named to the *USA Today* All-Arkansas Team and the *Arkansas Democrat-Gazette* All-Arkansas Team ... Earned first-team all-conference and 7A all-state honors in both 2012 and 2013 ... Hit .426 with three home runs and 18 RBI as a senior ... Selected to play for the West team in the 2013 Arkansas High School All-Star Game.

## Personal

Son of Chris Shaddy and Holland Weaver ... Has a brother, Taylor, and two sisters, Liza and Cate ... Father played baseball at Arkansas from 1980-82 ... Pursuing a degree in recreation and sport management.



# NEWCOMERS/REDSHIRTS




**#53**  
**JAKE SMITH**  
R/R • 6-3 • 205 • FR-HS  
NETTLETON HS  
PARAGOULD, ARK.  
**RHP**

## Nettleton High School

Earned all-state and all-conference honors as a senior ... Served as a team captain as a senior and a junior ... Helped his team to the state tournament each of his four years, including an appearance in the state semifinals as a junior.

## Personal

Son of Kendell and Mary Smith ... Majoring in kinesiology.




**#25**  
**DOMINIC TACCOLINI**  
R/R • 6-3 • 230 • FR-HS  
KEMPNER HS  
SUGAR LAND, TEXAS  
**RHP**

## Kempner High School

Earned all-district honors as a senior after going 6-2 on the mound and hitting .390 with eight home runs at the plate ... Played for Team USA 18U National Team in the fall and helped the team to the gold medal in the IBAF 18U Baseball World Championship ... Earned all-state honors as a junior and was named first-team All-Greater Houston ... Named all-district as a sophomore ... Posted a 9-1 record with a 0.58 ERA and 101 strikeouts as a junior ... Also hit .323 with five homers and 34 RBI in his junior season ... Also played football in high school.

## Personal

Son of Robert and Rose Taccolini ... Has two brothers, Andy and Tony ... Majoring in geology.




**#30**  
**JACOB STONE**  
R/R • 6-1 • 205 • JR-TR  
BOSWELL HS/WEATHERFORD JC  
FORT WORTH, TEXAS  
**RHP**

## Weatherford Junior College

Earned second-team all-conference honors and was named a Junior College All-Star after compiling a 5-2 record with one save and a 1.83 ERA as a freshman ... Went 4-2 with a 4.05 ERA in 13 appearances as a sophomore.

## Boswell High School

Named to all-district team three times in his high school career ... Earned district pitcher of the year honors as a senior ... Also was an outfielder in high school and was named defensive MVP of his team as a junior ... Posted a 9-1 record with a 1.22 ERA and 105 strikeouts as a junior ... Hit better than .300 each year of his high school career ... Also played basketball and football in high school.

## Personal

Son of Craig and Cheryl Stone ... Has two brothers, Justin and Josh ... Majoring in sociology.




**#28**  
**JAMES TEAGUE**  
R/R • 6-0 • 180 • FR-HS  
BARTLESVILLE HS  
BARTLESVILLE, OKLA.  
**RHP**

## Bartlesville High School

Earned first team all-state and all-metro honors after posting a 9-1 record with a 1.05 ERA and 111 strikeouts in 52.2 innings as a senior ... Selected to play for the North All-Stars in the Oklahoma All-Star Game ... Pitched in 13 games as a sophomore and went 3-2 with a 2.90 ERA ... Compiled a 1-2 record with a 3.46 ERA in his freshman season.

## Personal

Son of Robert Teague and Keith and Christy McPhail ... Has two brothers, Blake McPhail, Parker McPhail and the late Tyler Teague, and three sisters, Grace McPhail, Madison McPhail and Mary Beth Teague ... Majoring in recreation and sport management.



**#41**

**DOMINIC  
TODARELLO**  
R/R • 5-11 • 185 • FR-HS  
ARROWHEAD HS  
HARTLAND, WIS.  
**INF/OF**

#### Arrowhead High School

Earned all-state honors and was named first-team all-conference as a junior ... Helped his team to the playoffs each of his four years, including a conference championship as a sophomore and a junior ... Also played football and basketball in high school ... Named conference player of the year in football as a senior.

#### Personal

Son of Paul and Mary Todarello ... Has three sisters, Callie, Jordan and Lexi ... Pursuing a degree in kinesiology.

**#47**

**LAWSON  
VASSAR**  
R/R • 6-3 • 195 • FR-HS  
PULASKI ACADEMY  
LITTLE ROCK, ARK.  
**RHP**

#### Pulaski Academy

Named to the *USA Today* All-Arkansas Team and the *Arkansas Democrat-Gazette* All-Arkansas Baseball Team ... Earned 5A state tournament Most Outstanding Player honors after throwing a complete game shutout in the state championship game ... Earned all-state honors as a junior and a senior ... Selected to play for the East Team in the 2013 Arkansas High School All-Star Game ... Also played football in high school, finishing third in the nation in passing yards as a senior.



#### Personal

Son of Rick and Terri Vassar ... Has one sister, Lauren ... Majoring in management.





# NEWCOMERS/REDSHIRTS



**#27**  
**HENRY WEILER**  
R/R • 6-4 • 220 • FR-HS  
ROCKHURST HS  
LEAWOOD, KAN.  
**RHP**

## Rockhurst High School

Named an Under Armour All-American as a sophomore and junior ... Earned all-state honors as a sophomore and a junior ... Compiled a 5-0 record with a 2.44 ERA as a junior ... Helped his team to a second place finish in the state tournament as a sophomore ... Missed his senior season after undergoing Tommy John surgery ... Also played basketball and football in high school.

## Personal

Son of Tim and Elizabeth Weiler ... Has one brother, Charlie, and one sister, Margaret ... Majoring in pre-business.

**#33**  
**KRISJON WILKERSON**  
R/R • 6-2 • 220 • JR-TR  
ST. STANISLAUS HS/PEARL RIVER CC  
BAY ST. LOUIS, MISS.  
**C/OF**

## Pearl River Community College



Named a JUCO All-American after hitting .341 with 11 home runs and 58 RBI as a sophomore ... Ranked in the top 10 nationally in home runs and RBI ... Helped his team to a second place finish in the region and a 41-14 record ... Hit .268 with seven RBI in his freshman season.

## St. Stanislaus High School

Earned all-state honors as a senior and helped his team to a baseball state championship ... Selected to play in the Mississippi All-Star Game ... Also played football in high school, leading the nation with 2,114 receiving yards in 2009, and helping his team to a state title.

## Personal

Has a brother, Garrett, and a sister, Morgan ... Majoring in biology.

**#7**  
**BOBBY WERNES**  
R/R • 6-3 • 180 • SO-TR  
BLUE VALLEY WEST HS/NEOSHO CC  
OLATHE, KAN.  
**INF**

## Neosho Community College

Earned first-team all-conference and second-team all-region honors as a freshman after hitting .375 with 34 RBI ... Helped his team to the JUCO College World Series where they finished fifth.

## Blue Valley West High School

Earned All-EKL Conference honors as a junior and a senior ... Helped his team to a state runner-up finish as a junior and a senior ... Also played basketball and soccer in high school.

## Personal

Son of Jeff and Nance Wernes ... Has one sister, Katie ... Pursuing a degree in recreation and sport management.



# BAUM STADIUM



# BAUM STADIUM

When discussing the best college baseball facilities in the country, Baum Stadium is consistently among one of the first places mentioned. With room for more than 10,000 spectators, an impeccable playing surface and amenities that rival most minor league ballparks, it is the crown jewel of the collegiate ranks. Of course the physical properties of Baum Stadium are only a portion of the baseball experience with the remainder in the form of fans that flock to the corner of Razorback Road and 15th Street to watch their Razorbacks take on all comers.

Officially named Baum Stadium at George Cole Field at its dedication on May 3, 1996, the facility derives its name from primary backers as well as from the history of Razorback baseball. Arkansas' facility prior to Baum Stadium was George Cole Field, and the new park preserved the tradition with its current name.

In 1998, Baum Stadium received a special honor when it was named the nation's number one facility in *Baseball America's* poll of best college facilities. Five years later it took second in the same poll, cementing its legacy as one of the best facilities in the nation. Since its construction, Arkansas officials have received numerous solicitations by coaches and administrators from across the country for blueprints and tours of the Razorbacks' home ballpark in an attempt to capture some of its charm. Even though Baum Stadium has been replicated to some degree, no other place in the country has the atmosphere that Baum Stadium brings to college baseball which is why it has been the host to five NCAA Regionals and an NCAA Super Regional.

Baum Stadium was one of the nation's best facilities when it was constructed, but since then it has undergone three renovations making it the envy of visiting teams. The first upgrade came prior to the 2003 season when the hitting and pitching cages were enclosed to ensure a place for Razorback players to practice

year round. A total of 2,600 chair back seats also were added to the park, 1,300 of which reside on each foul line.

Baum Stadium's second renovation came a year later as 12 luxury boxes, coaches' offices, a new scoreboard and natural grass completely changed the feel of the park. A state-of-the-art scoreboard added full video, complete with a message center, and an analog clock was added to the right-center field gap, which stands 45-feet-high by 76-feet-wide. The original turf field of Baum Stadium's construction was torn out and rye grass was grown for the 2004 campaign, but replaced by a hybrid Bermuda in 2005. Part of the upgrades were made possible by contributions from the Willard and Pat Walker Charitable Foundation, Bob and Marilyn Bogle, the Pagnozzi Charities, John Tyson and Stan Ley.

The most recent major renovation to Baum Stadium came prior to the 2007 season as 20 luxury boxes were built, 1,000 chair back seats were added, restrooms constructed and the Hog Pen and picnic area expanded. A new ticket office, field lights and wall pads were added as well. The final set of upgrades to the park brought Baum Stadium's capacity to 10,737 seats with 8,237 of those coming from chair backs and 34 luxury boxes.

In the fall of 2011, future renovations to Baum Stadium were announced that will ensure that the stadium remains among the best in college baseball. New LED ribbon boards were added in 2013, and a baseball/track & field indoor training center is set to be completed in the summer of 2014. The new training facility includes a weight room, indoor batting cages and an indoor practice field. Future plans also call for luxury suites in left field and right field and a concourse that goes around the entire stadium, including a new center field entrance to the stadium.

The combination of the upgrades prior to the 2007 season and a top-10 baseball team produced then-record attendance







numbers as Arkansas smashed its school record for the fourth straight year. The Razorbacks became the first team in NCAA history to average more than 8,000 tickets sold per game (8,069) as its attendance over 33 home games was 266,270. Arkansas also set a then-school record for actual attendance with 198,218 fans (6,007 per game) passing through the gates.

In 2007, Razorback fans helped set the school and then-Southeastern Conference three-game series attendance record in the May 4-6 weekend series against LSU, buying 30,564 tickets.

The superior attendance figures drawn to Baum Stadium allowed Fayetteville to host its third NCAA Regional in four years in 2007 and its fourth since 1999. Razorback fan support did not flounder as the regional was the best attended of all 16 sites, averaging 6,452 fans over its six games.

In April 2009, Baum Stadium played host to its first-ever No. 1 vs. No. 1 battle when the Razorbacks took on Arizona State. In game two of the midweek series, 11,014 fans were in attendance while 11,434 tickets were sold. Both numbers were then-facility records, topping the previous mark of 10,581 fans to see Arkansas defeat LSU in 2007.

The two-game series against the Sun Devils brought 17,300 fans through the turnstiles, a Razorback midweek record, and the 19,776 tickets sold were also a midweek series highmark.

Arkansas set a new attendance standard at Baum Stadium during the 2010 season as a record 292,734 tickets were sold to see the Razorbacks. Arkansas finished second in the country in both total attendance and average attendance (7,704). In part because of the great fan support, Arkansas was selected as an NCAA Regional host for the fifth time in program history. The regional drew more than 40,000 fans and attendance averaged 5,276 fans over the eight games.

Razorback fans continued to pack Baum Stadium in 2011 as Arkansas had six of the 20 largest crowds in school history in terms of tickets sold. The UA set a new single-game attendance record on April 9, 2011, when 11,103 fans crammed into Baum Stadium to see the Razorbacks defeat LSU 4-3 on James McCann's walk-off three-run homer in the bottom of the ninth.

The 2012 season saw Arkansas play a school-record 36 regular season home games. The Razorbacks finished second in the country in average attendance and third in total attendance. A total of 260,468 tickets were sold over the 33 home dates, an average of 7,892 tickets sold per game. Arkansas sold more than 7,000 tickets for 23 of the team's 36 home games.

Arkansas again ranked second in the country in average attendance in 2013 with 8,335 tickets sold per game. The Razorbacks' total attendance of 250,055 was fourth in the nation, marking the ninth straight year Baum Stadium ranked in the top five nationally in attendance.

In 2004, Baum Stadium served as host to its second NCAA Regional and first NCAA Super Regional, drawing the largest total attendance in the nation for both events. The series-clinching win over Florida State drew 10,027 fans to Baum Stadium, eclipsing the previous night's record of 9,338, set less than 24 hours earlier. In all, a combined 58,138 attended the NCAA Regional and Super Regional during the 2004 season.

Arkansas' 2004 attendance numbers were no fluke as fans continued to pour into the ballpark. The 2005 and 2006 crowds continued to set records for both paid and actual attendance. While the NCAA and SEC recognize tickets sold as their method of ranking schools, Arkansas keeps both actual patrons as well as paid attendance figures and have seen steady increases in both areas.



In an informal study by the Baton Rouge (La.) *Advocate*, Arkansas led the nation in actual attendance between 2004 and 2007 and was edged by LSU in 2008 by 20 fans as patrons returned to Baton Rouge's Alex Box Stadium in its final season.

Baum Stadium is the culmination of a vision that was possible only through the dedication of former Arkansas head coach Norm DeBriyn, former UA Athletics Director Frank Broyles, and the contributions of Willard and Pat Walker and Charlie Baum families.

While the efforts of DeBriyn and Broyles have been instrumental in maintaining a state-of-the-art home for UA baseball since the original George Cole Field opened in 1975, it was the generosity of the Baums and Walkers that allowed Arkansas to abandon plans to renovate its former facility and replace it with a new standard in college baseball venues.

The support of the George Cole family has been an integral part of the program's growth since the former Razorback athlete, coach and athletics director donned the cardinal and white many years ago.

"Without the support of the Charlie Baum, Willard Walker and George Cole families, this wouldn't have been possible," DeBriyn said when Baum Stadium opened. "It's an incredible facility and there is not one like it anywhere in the country. There is no way to describe the excitement our players and coaches have when they take the field."

Representatives of all three families attended the groundbreaking ceremony on Oct. 12, 1994. Eighteen months later, Arkansas' Matt Carnes delivered Baum Stadium's first pitch to Auburn's Russell Whittenburg, completing the dream. The Razorbacks defeated the Auburn Tigers 9-2 in the stadium's inaugural contest.

## Arkansas' Year-by-Year Record at Baum Stadium

Year	Record
1996	6-3
1997	26-7
1998	22-9
1999	25-5
2000	16-19
2001	19-8
2002	18-12
2003	22-8
2004	31-8
2005	19-9
2006	21-6
2007	22-10
2008	24-9
2009	23-12
2010	29-9
2011	24-7
2012	28-8
2013	24-9
<b>Total</b>	<b>399-158 (.716)</b>

## Stadium Journey 2013 College Baseball's Best Stadium Experiences

Facility	School
Dudy Noble Field .....	Mississippi State
Carolina Stadium .....	South Carolina
<b>Baum Stadium at George Cole Field .....</b>	<b>Arkansas</b>
Alex Box Stadium .....	LSU
Haymarket Park .....	Nebraska
Mike Martin Field at Dick Howser Stadium .....	Florida State
UFCU Disch-Falk Field .....	Texas
Goodwin Field .....	Cal State Fullerton
Hawkins Field .....	Vanderbilt
PK Park .....	Oregon

## Rivals.com 2008 College Baseball's Best Stadiums

Facility	School
<b>Baum Stadium at George Cole Field .....</b>	<b>Arkansas</b>
Reckling Park .....	Rice
Hawks Field .....	Nebraska
Dick Howser Stadium .....	Florida State
Polk-Dement Stadium .....	Mississippi State
UFCU Disch-Falk Field .....	Texas
Baylor Ballpark .....	Baylor
Oxford-University Stadium .....	Ole Miss
Plainsman Park .....	Auburn
Luhrano Park .....	Penn St.

## College Baseball's Best Facilities

### 2003 Baseball America Poll

Facility	School
1. Plainsman Park .....	Auburn
2. <b>Baum Stadium at George Cole Field .....</b>	<b>Arkansas</b>
3. Baylor Ballpark .....	Baylor
4. Hawks Field .....	Nebraska
5. Alex Box Stadium .....	LSU

## 1998 Baseball America Poll

Facility	School
1. <b>Baum Stadium at George Cole Field .....</b>	<b>Arkansas</b>
2. Rainbow Stadium .....	Hawaii
3. Plainsman Park .....	Auburn
4. Dudy Noble Field .....	Mississippi State
5. Tony Gwynn Stadium .....	San Diego State

## 2013 NCAA Attendance Leaders

### Average Home Attendance

Team	Dates	Average	Total
1. LSU	43	11,005	473,298
2. <b>ARKANSAS</b>	30	<b>8,335</b>	<b>250,055</b>
3. Ole Miss	30	7,996	239,909
4. Mississippi State	37	7,617	281,840
5. South Carolina	35	7,445	260,605
6. Texas	32	5,793	185,400
7. Clemson	31	4,751	147,296
8. Florida State	40	4,594	183,770
9. Texas A&M	33	4,523	149,263
10. Creighton	22	4,041	88,916

### Total Home Attendance

Team	Dates	Total	Average
1. LSU	43	473,298	11,005
2. Mississippi State	37	281,840	7,617
3. South Carolina	35	260,605	7,445
4. <b>ARKANSAS</b>	30	<b>250,055</b>	<b>8,335</b>
5. Ole Miss	30	239,909	7,996
6. Texas	32	185,400	5,793
7. Florida State	40	183,770	4,594
8. Texas A&M	33	149,263	4,523
9. Clemson	31	147,296	4,751
10. Florida	36	126,421	3,511

## Quick Facts: BAUM STADIUM AT GEORGE COLE FIELD

**Architect:** HOK Sport

**Contractor:** Kinco, Inc.

**Capacity:** 10,737

**Chairback Seats:** 8,237

**Surface:** Natural bermuda-hybrid grass (installed 2005)

**Construction Cost:** \$8.9 million (initial - 1996)

**Parking:** 1,100 spaces

**Groundbreaking:** Oct. 12, 1994

**First Game:** April 13, 1996 (Arkansas 9, Auburn 2)

**Dedication:** May 3, 1996 (Arkansas 9, Alabama 3)

**Largest Crowd (Actual):** April 9, 2011 - 11,103; Arkansas 4, LSU 3

**Field Dimensions (L-LC-C-RC-R):** 320-375-400-365-320

**Grandstand Canopy:** Masted, cable-suspended

**Dugouts:** Built to major-league specifications with tunnel access to clubhouses

**Batter's Eye:** 40' x 80' wall behind center field

**Bullpens:** Allow field visibility

**Concourse:** Elevated, with unobstructed views of the playing field throughout from foul pole to foul pole.

**Restrooms:** On first- and third-base side of grandstand, in clubhouses, luxury boxes and in press box

**Concession Stands:** Eight (full-service)

**Hog Pen:** Beyond left-field fence with 12 picnic tables and 40 grills

**Hog Heaven:** 98 premium, outdoor seats on the press box level

**Suites:** 34 luxury suites on press level

**Johnny Mike Walker Lounge:** Located on press level, accessible to Hog Heaven ticket holders and Swatter's Club members

**Press Box:** Two seating rows and spacious work area

**Press Level Booths:** Two radio booths and a television booth

**Sound System:** Includes on-demand access to sound effects and music

**Batting Cages:** Four, enclosed cages

**Tom Pagnozzi Clubhouse:** Includes big-screen television, lounge, oak lockers, pool table, custom chairs and tables

**Umpire's Locker Room:** Includes dressing, shower and restrooms

**Offices:** Spacious coaches' offices located on third base line overlooking the field

**Training Room:** Adjacent to home clubhouse; includes two whirlpools

**Equipment Room:** With laundry facilities

**Novelty Stand:** Located behind home plate and on third-base side of grandstand

**Ticket Offices:** Located in Razorback Foundation building down the left-field line

**Fountain:** Natural water feature with underwater inlet and lighted fountain; located behind batter's eye

**Terrazzo Hog:** A Baum Stadium trademark; located outside the main entrance

**Scoreboard:** Stands 76 feet wide, 46 feet tall with video board, message center, traditional hand clock and four brick pillars





# BAUM STADIUM

## Top 20 All-Time Crowds (tickets sold)

1.	LSU	11,462	April 9, 2011
2.	Arizona State	11,434	April 8, 2009
3.	Mississippi State	11,194	April 16, 2011
4.	Texas A&M	11,145	April 20, 2013
5.	LSU	10,727	May 5, 2007
6.	LSU	10,399	May 4, 2007
7.	LSU	10,377	April 13, 2013
8.	Ole Miss	10,213	May 21, 2011
9.	LSU	10,180	April 14, 2013
10.	LSU	10,167	April 12, 2013
11.	Ole Miss	10,031	May 18, 2007
12.	Florida State*	10,027	June 12, 2004
13.	Florida	9,862	May 7, 2011
14.	Ole Miss	9,861	March 16, 2013
15.	LSU	9,854	April 8, 2011
16.	Vanderbilt	9,782	April 11, 2009
17.	Ole Miss	9,733	May 19, 2007
18.	Tennessee	9,639	May 11, 2013
19.	South Carolina	9,622	May 14, 2010
20.	Alabama	9,615	March 17, 2012

\* - NCAA Super Regional

## Top 20 All-Time Crowds (actual)

1.	LSU	11,103	April 9, 2011
2.	Arizona State	11,014	April 8, 2009
3.	Mississippi State	10,784	April 16, 2011
4.	LSU	10,581	May 5, 2007
5.	Texas A&M	10,477	April 20, 2013
6.	LSU	10,147	May 4, 2007
7.	Ole Miss	10,084	May 21, 2011
8.	Florida State*	10,027	June 12, 2004
9.	LSU	9,884	April 13, 2013
10.	Ole Miss	9,812	May 18, 2007
11.	LSU	9,712	April 8, 2011
12.	Florida	9,603	May 7, 2011
13.	Oklahoma State\$	9,572	June 2, 2007
14.	Ole Miss	9,508	May 19, 2007
15.	Florida State*	9,338	June 11, 2004
16.	LSU	9,248	April 14, 2013
17.	Ole Miss	9,227	May 20, 2005
18.	South Carolina	9,217	May 14, 2010
19.	LSU	9,203	May 6, 2007
	Vanderbilt	9,203	March 24, 2007

\* - NCAA Super Regional

\$ - NCAA Regional



# TOP MOMENTS IN BAUM STADIUM HISTORY

The 2011 season marked the 15th anniversary of the opening of Baum Stadium. To celebrate the 15th anniversary of one of the best stadiums in college baseball, Razorback fans voted for the top 15 moments in Baum Stadium history. More than 4,000 votes were cast in the month of April online at [ArkansasRazorbacks.com](http://ArkansasRazorbacks.com). The top 15 moments were revealed during home games in May culminating with the No. 1 moment in the regular season finale against Ole Miss in a game Arkansas clinched the SEC Western Division crown with a 5-3 win. Baum Stadium opened for play on April 13, 1996 and has hosted more than 500 games in its first 17 years. The complete list of the top 15 moments in Baum Stadium history is below.

1. 2004 - Brady Toops hits a grand slam in the top of the ninth inning to beat Wichita State in the NCAA Fayetteville Regional. Arkansas went on to win the regional and advance to the College World Series.
2. 2004 - Arkansas sweeps Florida State in its first NCAA Super Regional to earn a trip to College World Series.
3. 2011 - James McCann hits a three-run walk-off home run in the bottom of the ninth inning to lead Arkansas to a 4-3 win over LSU in front of a record crowd of 11,462 fans and a national television audience on ESPNU.
4. 2008 - Pinch hitter Jacob House hits a walk-off grand slam in the bottom of the ninth inning to give Arkansas a 12-11 win over No. 13 South Carolina at Baum Stadium. The Razorbacks went on to sweep the Gamecocks in the weekend series.
5. The late Larry Shank, Baum Stadium public address announcer, singing the national anthem on Sundays and "Take Me Out to the Ball Game" during the seventh-inning stretch.
6. 2010 - Down to his last strike, Collin Kuhn hits a ninth-inning grand slam to lead Arkansas to a 17-16 comeback win over Kentucky on Easter Sunday.
7. 2009 - In a regular-season battle of No. 1 teams, Arkansas wins two mid-week games against Arizona State in front of record-breaking crowds at Baum Stadium.
8. 2001 - Arkansas sweeps No. 1 LSU in a three-game series at Baum Stadium.
9. 1998 - Arkansas rallies from an 11-run deficit in its final at-bat for an improbable win over South Carolina during a snow storm at Baum Stadium.
10. 2002 - Arkansas defeats South Carolina 8-7 in the longest game in Baum Stadium history (15 innings).
11. 2009 - Arkansas pitchers strike out a school-record 18 Missouri State batters.
12. 2010 - Arkansas hits a school record nine home runs in an NCAA Fayetteville Regional win over Grambling State.
13. 2010 - Arkansas bats around twice in the first inning, scoring a school-record 14 runs (in one inning) on its way to a 32-8 win over Saint Louis.
14. 1999 - Arkansas hosts its first NCAA Regional at Baum Stadium, defeating Delaware in the opening round.
15. 1998 - Arkansas defeats Eastern Illinois, 16-0, to give Arkansas head coach Norm DeBriyn his 1,000th career win.



# GEORGE COLE FIELD

Named for the late Razorback shortstop and athletics director, George Cole Field served as Arkansas' home field from 1975 until 1996.

With a capacity of 3,000, George Cole Field was located just north of John McDonnell Field.

When it opened in 1975, George Cole Field enabled the Razorbacks to leave the field at the Washington County Fairgrounds and move into an on-campus facility for the first time.

Setting the trend for Arkansas having the finest college baseball park in the nation, George Cole Field was one of the few with artificial turf.

Donations from former Razorbacks Tim Lollar, Johnny Ray and Kevin McReynolds and their agent, Tom Selakovich, provided for the installation of lights at George Cole Field in 1985. On March 22 of that season, the Hogs defeated Southwest Conference rival Texas 5-4 in the first night baseball game on the Arkansas campus. Later that season, George Cole Field played host to the Southwest Conference Tournament for the first time. Arkansas defeated Texas 10-6 in the championship game to win its first conference tournament title. The SWC tournament came to Fayetteville again in 1988.

When the Razorbacks entered the Southeastern Conference in 1992, UA officials recognized the need to improve the school's baseball facility. While plans originally called for the improvement of George Cole Field, generous donations from the Willard and Pat Walker and Charlie Baum families, along with former Razorback Tom Pagnozzi, enabled the

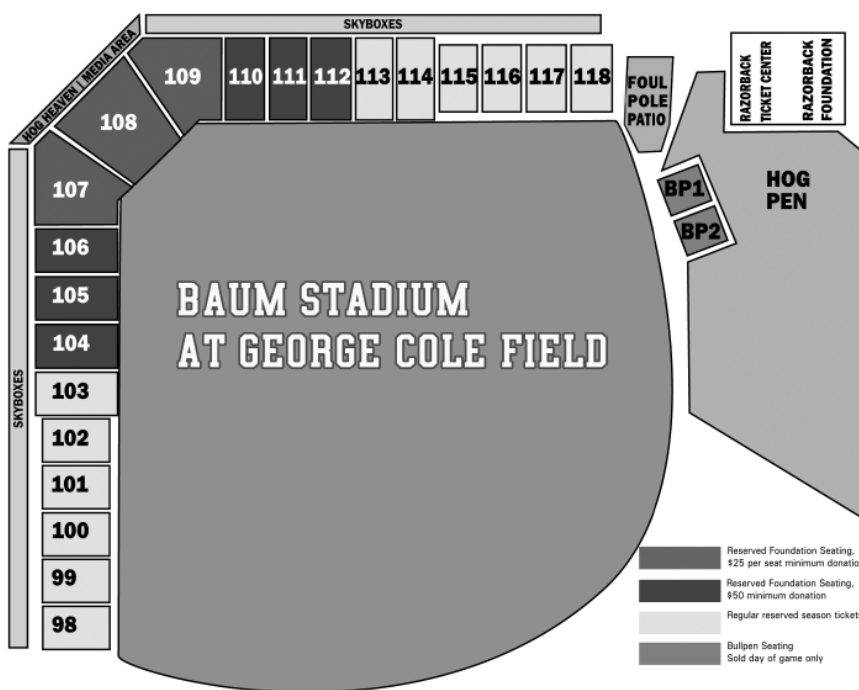

Razorbacks to scrap the renovation plans and start from scratch with an entirely new state-of-the-art facility.

During its 21 seasons, George Cole Field was home to a number of future major-leaguers, including Pagnozzi, Ray, McReynolds, Lollar, Les Lancaster and Jeff King.

Although the original George Cole Field played host to its last game on March 31, 1995, as South Carolina defeated Arkansas 13-2, the spirit endures in the official name of

the Razorbacks' current facility: Baum Stadium at George Cole Field.

A native of Bauxite, Ark., Cole served as athletics director from July 1, 1970, until his retirement on July 1, 1973. A former All-SWC quarterback for the Razorbacks, Cole scored a then-school-record 85 points as a senior in 1927. He began his administrative career at UA as a football line coach in 1936 and became an assistant athletics director under the legendary John Barnhill in 1957.



## BAUM STADIUM SEATING & TICKET INFORMATION

SEC Reserved .....	\$12
SEC General Admission .....	\$10
Non-Conference Reserved .....	\$10
Non-Conference General Admission .....	\$8
Season Tickets .....	\$205
Faculty, Staff, Youth and Senior	
Season Tickets .....	\$155

For more ticket information contact the Razorback Ticket Office at 1-800-982-4647.

Priority seating (sections 107, 108, 109 and Hog Heaven in the upper level) are available through membership in the Razorback Foundation. For more information contact the Razorback Foundation at 479-443-9000 or by email at [gohogs@uark.edu](mailto:gohogs@uark.edu).

For information on Baum Stadium skybox luxury suites call the Razorback Foundation.

The Foul Pole Patio is available to rent on a per-game basis. For more information contact the Arkansas Marketing Office at 479-575-4412.



# 2013 REVIEW



# 2013 SEASON REVIEW

## ARKANSAS POSTS NCAA'S BEST ERA SINCE 1976

The Arkansas pitching staff produced one of the best seasons in NCAA history in 2013, finishing the season with a school-record 1.89 ERA that led the nation by nearly five-tenths of a run and topped the SEC with the next-closest team at 2.40. Arkansas' earned-run average was the lowest in the NCAA since Connecticut registered a 1.71 team ERA in 1976. The Razorback staff's 1.89 also shattered the previous school record of 2.74 from 1976. Additionally, the 2013 Arkansas ERA was the first sub-2.00 by a team since LeMoyne's 1.95 in 1992.

Arkansas also led the nation in hits allowed per nine innings with an average of 6.79. Opponents collected just 413 hits off Razorback pitching in 547.1 innings pitched. The second-best average in the NCAA was 6.93 and the closest SEC team was 7.05. The Razorbacks' 1.11 WHIP was second in the conference and fifth in the country, and UA's eight shutouts tied for second in the SEC and for 17th in the NCAA.

Arkansas had three pitchers ranked in the top seven of the SEC in ERA. Ryne Stanek led the conference with a 1.39 earned-run average, Barrett Astin's 1.79 was sixth and Randall Fant's 2.03 was seventh. The Razorbacks were the only staff with multiple pitchers in the top seven and one of just two with more than one pitcher ranked in the top 10 of the SEC.

The 2013 success was nothing new for the Arkansas pitchers. In 2012, Dave Jorn's group recorded a 2.83 ERA, which at the time ranked as the second-best single-season team earned-run average in school history. In the last two seasons, the Razorbacks have recorded two of the top three single-season ERAs in program history.



*Colby Suggs recorded an Arkansas single-season-record 13 saves in 2013, including an SEC-high 10 in conference play*

## RECORD SAVES

The 2013 Razorbacks recorded 19 saves as a team in 2013, led by Colby Suggs, who broke the school's single-season individual saves record with 13 on 13 save opportunities. Suggs recorded a conference-high 10 saves in SEC play, and his 13 total saves ranked sixth in the SEC and tied for 20th in the country. Suggs broke the previous record of 12 established in 1985 and tied in 1989. Jalen Beeks added two saves to the team total, and Barrett Astin, Michael Gunn, Landon Simpson and Trent Daniel registered one save each. The 19 saves tied for the second-highest



*Ryne Stanek led the Arkansas pitching staff in 2013, finishing the year with a 10-2 record, 1.39 ERA, 79 strikeouts and 72 hits allowed in 97.1 innings pitched. His ERA was the best in the SEC and ranked 8th in the NCAA, and his wins tied for fifth in the conference and for 27th in the nation. He was a first-team All-SEC and second-team All-America selection.*

single-season total in school history. Arkansas ended the season 32-2 when holding a lead after eight innings.

## RAZORBACKS ADVANCE TO 12TH STRAIGHT NCAA TOURNAMENT

For the 12th straight year, including all 11 seasons under head coach Dave Van Horn, Arkansas advanced to the NCAA Tournament in 2013. The Razorbacks went 2-2 in the Manhattan, Kan., regional by earning wins against Wichita State and Bryant. Arkansas is one of seven teams nationally to play in the NCAA Tournament in each of the last 12 seasons.

## VAN HORN TOPS 1,000 WINS

Arkansas head coach Dave Van Horn earned the 1,000th win of his career March 9 with an 8-2 win over San Diego State. Coach Van Horn finished the 2013 season with a 1,029-485 (.680) record, including 444-245 (.644) at Arkansas.

## VAN HORN CHOSEN TO LEAD TEAM USA

Head coach Dave Van Horn was named the manager for the 2014 USA Baseball Collegiate National Team in April. This will mark Coach Van Horn's second stint with Team USA after serving as an assistant coach in 2011, when the team compiled an 11-2-1 record.

## STANEK EARNS ALL-AMERICA, ALL-SEC ACCLAIM

Starting pitcher Ryne Stanek was named a second-team All-American by *Baseball America*, *Collegiate Baseball* and *Perfect Game* and a first-team All-SEC selection. Stanek was the ace of Arkansas' pitching staff, which shattered the school record with a 1.89 team ERA. Stanek put together a stellar junior season, finishing the year with a 10-2 record and a 1.39 ERA in 16 starts. He led the SEC and ranked eighth in the NCAA in ERA, and his wins total tied for fifth in the SEC and for 27th nationally. His 1.39 ERA was the third-lowest single-season ERA in school history, while his 10 victories tied for the ninth most in a season. In 97.1 innings pitched, Stanek allowed 23 runs, 15 earned, on 72 hits and struck out 79 batters. Opponents hit .207 against Stanek. In 11 starts vs. SEC opponents, Stanek had an 8-1 record with a 0.86 ERA. Stanek allowed two or fewer earned runs in 14 of his 16 starts and allowed one earned run or less in 10 of 11 starts vs. SEC opponents.



*Brian Anderson was a second-team All-SEC selection after leading the team in batting average, runs scored, hits, doubles, triples, total bases, walks, slugging percentage, on-base percentage and home runs. He also ranked in the top 10 in the conference in walks, triples, on-base percentage and runs scored.*

## ANDERSON ALSO EARNS ALL-SEC HONORS

Infielder Brian Anderson joined Stanek in receiving all-conference honors after being selected second-team All-SEC. Anderson started 59 games and led the Razorbacks with a .325 batting average. He also led the team with 47 runs scored, 68 hits, 12 doubles, five triples, 102 total bases, 41 walks, a .488 slugging percentage and an on-base percentage of .448. In addition, he tied for the team lead with four home runs and added 36 RBI. He ranked third in the SEC in walks, fourth in the conference in triples, fifth in on-base percentage and tied for 10th in runs scored. His three triples in conference play tied for the SEC lead, and he also ranked second with a .472 on-base percentage and third with a .581 slugging percentage against conference opponents.

## ASTIN SELECTED TO SEC COMMUNITY SERVICE TEAM

Barrett Astin was recognized for his work off the baseball field by being named to the 2013 SEC Baseball Community Service Team. A member of the Arkansas Student-Athlete Advisory Committee (SAAC), Astin also was involved with several community service projects both on the UA campus and in the community. Astin volunteered his time with the Sweat Haws Salute to Excellence Program, the Razorback Canned Food Drive and Shop with Razorback SAAC. In addition, he visited the Maples Nursing home and participated in Christmas Angel Tree shopping at Leverett Elementary. He also was part of the Book Hogs Read To Win Program, visited McNair Middle School and went on a mission trip with several of his teammates to the Dominican Republic in December 2012.

## ARKANSAS FINISHES SECOND IN ATTENDANCE

For the ninth straight year, Arkansas finished in the top five nationally in attendance, ranking second nationally in average attendance and fourth in total attendance. The Razorbacks averaged 8,335 tickets sold per game, with 250,055 tickets sold for 30 home dates. Arkansas had six of the top 18 crowds in terms of tickets sold in Baum Stadium history in 2013, led by 11,145 sold for the April 20 game against Texas A&M. The 2013 season also produced four of the top 16 actual crowds in stadium history, highlighted by 10,477 in the stands for the April 20 game against the Aggies.



*Arkansas finished second nationally in attendance in 2013 with an average of 8,335 tickets sold per game, marking the ninth straight season Baum Stadium's attendance ranked in the top five nationally.*

## NCAA-LEADING 11 RAZORBACKS TAKEN IN 2013 MLB DRAFT

The Razorbacks led the country and broke a school record with 11 selections in the 2013 MLB Draft. Ryne Stanek became the seventh first-round draft pick in school history when he was taken 29th overall by Tampa Bay. Colby Suggs was selected in the second round by Miami, and Barrett Astin was a third-round selection of Milwaukee. Dominic Ficociello was taken in the 12th round by Detroit and was followed by 17th-round picks Trent Daniel and Brandon Moore going to Colorado and Milwaukee, respectively. Jacob Morris was selected by Chicago in the 24th round. Seattle took Tyler Wright in the 26th round, and Houston added Randall Fant in the 29th. Eric Fisher, who elected to return to Arkansas for the 2014 season, was selected in the 30th round by Miami, and Matt Vinson was a 37th-round pick by Arizona.



*Barrett Astin was selected in the third round of the 2013 MLB Draft. He was the ninth Razorback taken in the first three rounds since 2010 and one of an NCAA-high 11 total Razorbacks drafted last year.*





# OVERALL STATS

2013 RECORD: 39-22 • HOME: 24-9 • AWAY: 10-7 • NEUTRAL: 5-6 • SEC: 18-11 • NCAA TOURNAMENT: 2-2

## Individual Hitting

#	Player	AVG	GP	GS	AB	R	H	2B	3B	HR	RBI	TB	SLG%	BB	HBP	SO	GDP	OB%	SF	SH	SB	ATT	PO	A	E	FLD%	
1	Brian Anderson	.325	59	59	209	47	68	12	5	4	36	102	.488	41	7	33	5	.448	2	0	6	7	92	83	20	.897	
10	Joe Serrano	.295	52	50	193	34	57	9	0	1	18	69	.358	12	4	27	3	.344	3	15	3	6	19	0	1	.950	
8	Tyler Spoon	.288	61	61	236	28	68	7	0	4	49	87	.369	21	5	25	3	.351	6	4	7	10	105	6	1	.991	
20	Matt Vinson	.286	57	56	213	37	61	8	3	2	24	81	.380	31	0	54	0	.376	1	3	8	9	109	6	4	.966	
3	Jacob Mahan	.281	52	50	185	28	52	7	0	2	23	65	.351	26	6	19	2	.387	0	2	1	2	48	85	14	.905	
5	Brett McAfee	.263	50	47	156	14	41	6	2	1	18	54	.346	12	3	36	2	.322	3	7	6	8	55	146	11	.948	
25	Dominic Ficociello	.247	46	45	166	21	41	7	0	3	17	57	.343	16	3	31	2	.321	2	4	2	4	216	87	8	.974	
19	Jake Wise	.212	57	52	179	19	38	3	1	3	23	52	.291	25	3	23	2	.316	2	1	3	5	397	55	4	.991	
-----																											
29	Eric Fisher	.238	46	30	122	18	29	3	0	2	13	38	.311	10	1	24	0	.296	2	4	2	3	317	27	3	.991	
12	Jordan Farris	.222	35	26	99	14	22	6	0	3	20	37	.374	7	0	24	1	.269	2	2	3	4	47	71	6	.952	
6	Willie Schwanke	.214	31	22	70	9	15	0	0	1	5	18	.257	15	0	20	2	.353	0	3	0	0	62	4	1	.985	
28	Isaac Hellbusch	.190	13	4	21	1	4	1	0	1	6	8	.381	3	1	7	0	.320	0	0	0	0	23	2	0	1.000	
13	Michael Gunn	.189	13	9	37	2	7	2	0	0	3	9	.243	2	0	12	1	.225	1	0	0	0	1	5	0	1.000	
27	Jean Ramirez	.172	16	9	29	7	5	1	0	0	1	6	.207	5	0	6	2	.294	0	1	0	0	64	6	1	.986	
4	Jacob Morris	.160	41	29	100	19	16	3	1	0	14	21	.210	16	3	37	0	.287	3	6	8	9	52	2	2	.964	
Totals		.260	61	61	2015	298	524	75	12	27	270	704	.349	242	36	378	25	.346	27	52	49	67	1642	690	87	.964	
Opponents		.211	61	61	1961	166	413	40	1	19	140	512	.261	195	35	477	45	.292	14	46	36	66	1593	648	59	.974	

LOB - Team (481), Opp (443). DPs turned - Team (59), Opp (31). IBB - Team (6), Ficociello, D 3, Anderson, B. 2, Spoon, T. 1, Opp (9). Picked off - Serrano, J. 4, McAfee, B. 1, Spoon, T. 1.

## Individual Pitching

#	Player	ERA	W	L	APP	GS	CG	SHO	CBO	SV	IP	H	R	ER	BB	SO	2B	3B	HR	AB	B/Avg	WP	HBP	BK	SFA	SHA	
55	Ryne Stanek	1.39	10	2	16	16	1	0	2	0	97.1	72	23	15	41	79	8	0	5	348	.207	6	6	0	3	4	
17	Barrett Astin	1.79	4	4	18	14	0	0	3	1	90.2	85	26	18	20	74	9	0	1	340	.250	5	8	0	0	6	
32	Randall Fant	2.03	6	1	14	14	0	0	0	0	66.2	50	17	15	19	52	5	0	7	242	.207	3	5	3	0	5	
-----																											
47	Tyler Wright	0.00	1	1	11	4	0	0	1	0	20.1	9	4	0	11	19	1	0	0	67	.134	2	0	0	1	3	
13	Michael Gunn	1.21	1	1	18	0	0	0	3	1	29.2	13	4	4	8	35	2	0	0	95	.137	3	0	0	0	3	
15	Colin Poche	1.37	3	0	8	5	0	0	3	0	19.2	12	3	3	11	23	0	0	0	68	.176	1	1	1	0	0	
40	Thomas Altimont	1.59	1	0	6	0	0	0	0	0	5.2	5	2	1	4	4	1	0	0	20	.250	2	1	0	0	0	
34	Colby Suggs	1.74	0	0	23	0	0	0	4	13	20.2	10	4	4	17	29	0	0	0	72	.139	4	1	0	0	1	
45	Landon Simpson	1.88	1	1	14	1	0	0	1	1	24.0	23	7	5	6	20	2	0	0	95	.242	3	2	0	0	1	
49	Jalen Beeks	2.20	6	2	29	0	0	0	3	2	41.0	33	10	10	7	28	2	1	1	147	.224	4	1	0	2	6	
39	Chris Oliver	2.25	2	2	14	1	0	0	2	0	20.0	14	8	5	8	21	1	0	2	71	.197	1	0	1	0	1	
37	Trent Daniel	2.55	0	1	22	1	0	0	2	1	24.2	28	16	7	11	24	1	0	0	92	.304	1	2	0	0	7	
30	Brandon Moore	2.68	1	4	25	0	0	0	1	0	47.0	35	24	14	19	30	4	0	1	163	.215	2	3	0	6	8	
51	Cade Lynch	2.70	0	0	3	0	0	0	1	0	3.1	3	1	1	1	5	1	0	0	13	.231	1	0	0	0	0	
33	Trey Killian	3.19	3	3	16	5	0	0	1	0	36.2	21	17	13	12	34	3	0	2	128	.164	2	5	0	2	1	
Totals		1.89	39	22	61	61	1	8	8	19	547.1	413	166	115	195	477	40	1	19	1961	.211	40	35	5	14	46	
Opponents		4.39	22	39	61	61	6	5	4	11	531.0	524	298	259	242	378	75	12	27	2015	.260	57	36	5	27	52	

PB - Team (7), Wise, J. 3, Ramirez, J. 3, Hellbusch, I 1, Opp (4). Pickoffs - Team (16), Stanek, R. 4, Wise, J. 3, Fant, R. 2, Beeks, J. 1, Poche, C. 1, Killian, T. 1, Gunn, M. 1, Wright, T. 1, Astin, B. 1, Moore, B. 1, Opp (7). SBA/ATT - Wise, J. (32-52), Stanek, R. (8-12), Astin, B. (6-10), Moore, B. (6-9), Fant, R. (2-8), Gunn, M. (3-6), Ramirez, J. (4-5), Oliver, C. (2-4), Poche, C. (4-4), Daniel, T. (3-4), Beeks, J. (1-4), Simpson, L. (1-2), Wright, T. (0-2), Altimont, T. (0-1).

## Position Player Fielding

Player	C	PO	A	E	FLD%	DPs	SBA	CSB	SBA%	PB	CI
28 Isaac Hellbusch	25	23	2	0	1.000	1	0	0	-	1	0
29 Eric Fisher	347	317	27	3	.991	28	0	0	-	0	0
19 Jake Wise	456	397	55	4	.991	6	32	20	.615	3	0
8 Tyler Spoon	112	105	6	1	.991	3	0	0	-	0	0
27 Jean Ramirez	71	64	6	1	.986	1	4	1	.800	3	0
6 Willie Schwanke	67	62	4	1	.985	6	0	0	-	0	0
25 Dominic Ficociello	311	216	87	8	.974	34	0	0	-	0	0
20 Matt Vinson	119	109	6	4	.966	2	0	0	-	0	0
4 Jacob Morris	56	52	2	2	.964	0	0	0	-	0	0
12 Jordan Farris	124	47	71	6	.952	18	0	0	-	0	0
10 Joe Serrano	20	19	0	1	.950	0	0	0	-	0	0
5 Brett McAfee	212	55	146	11	.948	31	0	0	-	0	0
3 Jacob Mahan	147	48	85	14	.905	12	0	0	-	0	0
1 Brian Anderson	195	92	83	20	.897	9	0	0	-	0	0

## Pitcher Fielding

Player	C	PO	A	E	FLD%	DPs	SBA	CSB	SBA%	PB	CI
17 Barrett Astin	24	5	19	0	1.000	2	6	4	.600	0	0
55 Ryne Stanek	22	5	17	0	1.000	1	8	4	.667	0	0
49 Jalen Beeks	14	5	9	0	1.000	0	1	3	.250	0	0
47 Tyler Wright	10	1	9	0	1.000	0	0	2	.000	0	0
13 Michael Gunn	6	1	5	0	1.000	0	3	3	.500	0	0
39 Chris Oliver	5	2	3	0	1.000	0	2	2	.500	0	0
15 Colin Poche	3	0	3	0	1.000	0	4	0	1.000	0	0
34 Colby Suggs	2	1	1	0	1.000	0	0	0	-	0	0
32 Randall Fant	15	1	13	1	.933	0	2	6	.250	0	0
37 Trent Daniel	16	4	10	2	.875	0	3	1	.750	0	0
33 Trey Killian	8	3	4	1	.875	0	0	0	-	0	0
30 Brandon Moore	23	4	14	5	.783	2	6	3	.667	0	0
45 Landon Simpson	9	4	3	2	.778	0	1	1	.500	0	0
51 Cade Lynch	0	0	0	0	.000	0	0	0	-	0	0
40 Thomas Altimont	0	0	0	0	.000	0	0	1	.000	0	0
<b>Totals</b>		<b>2419</b>	<b>1642</b>	<b>690</b>	<b>.87</b>	<b>.964</b>	<b>59</b>	<b>36</b>	<b>.545</b>	<b>7</b>	<b>0</b>
<b>Opponents</b>		<b>2300</b>	<b>1593</b>	<b>648</b>	<b>.59</b>	<b>.974</b>	<b>31</b>	<b>49</b>	<b>.731</b>	<b>4</b>	<b>0</b>

Hitting minimums - 1 Games, 2.5 AB/Game

Pitching minimums - 1 Games, 20% of Games, 1.0 IP/Game

2013 SEC RECORD: 18-11 • HOME: 8-7 • AWAY: 10-4

## Individual Hitting

#	Player	AVG	GP	GS	AB	R	H	2B	3B	HR	RBI	TB	SLG%	BB	HBP	SO	GDP	OB%	SF	SH	SB	ATT	PO	A	E	FLD%	
1	Brian Anderson	.371	29	29	105	24	39	7	3	3	16	61	.581	17	4	21	1	.472	1	0	1	2	67	45	11	.911	
10	Joe Serrano	.312	24	23	93	15	29	6	0	0	5	35	.376	4	1	16	1	.343	1	10	1	3	0	0	0	.000	
20	Matt Vinson	.278	29	29	108	18	30	4	2	2	17	44	.407	19	0	28	0	.386	0	2	4	4	62	4	3	.957	
3	Jacob Mahan	.253	25	25	95	14	24	4	0	0	7	28	.295	11	3	13	0	.349	0	1	1	1	19	32	7	.879	
25	Dominic Ficociello	.240	27	27	100	12	24	3	0	2	12	33	.330	7	2	20	2	.300	1	4	1	2	146	49	5	.975	
8	Tyler Spoon	.224	29	29	116	14	26	4	0	1	18	33	.284	9	1	19	2	.281	2	2	2	3	47	4	0	1.000	
19	Jake Wise	.212	29	29	99	10	21	2	0	2	10	29	.293	15	2	12	1	.325	1	1	1	2	227	32	3	.989	
-----																											
5	Brett McAfee	.274	21	19	62	7	17	1	2	1	6	25	.403	3	2	13	2	.324	1	4	1	2	17	52	1	.986	
6	Willie Schwanke	.214	14	10	28	3	6	0	0	0	2	6	.214	5	0	9	0	.333	0	2	0	0	36	2	1	.974	
29	Eric Fisher	.205	18	8	39	4	8	0	0	1	3	11	.282	2	0	11	0	.244	0	3	1	1	99	12	3	.974	
12	Jordan Farris	.175	17	15	57	4	10	3	0	2	14	19	.333	3	0	11	1	.210	2	1	1	1	27	35	1	.984	
4	Jacob Morris	.140	19	16	50	7	7	2	0	0	9	9	.180	6	1	19	0	.233	3	4	1	2	27	1	1	.966	
13	Michael Gunn	.000	3	2	7	0	0	0	0	0	0	0	.000	1	0	3	0	.125	0	0	0	0	0	1	0	1.000	
28	Isaac Hellbusch	.000	4	0	3	0	0	0	0	0	0	0	.000	0	0	1	0	.000	0	0	0	0	0	0	0	.000	
27	Jean Ramirez	.000	3	0	2	0	0	0	0	0	0	0	.000	0	0	0	0	.000	0	0	0	0	3	0	0	1.000	
Totals		.250	29	29	964	132	241	36	7	14	119	333	.345	102	16	196	10	.328	12	34	15	23	794	320	45	.961	
Opponents		.226	29	29	970	93	219	20	0	13	82	278	.287	97	22	234	17	.308	8	20	18	34	780	319	22	.980	

LOB - Team (216), Opp (230). DPs turned - Team (26), Opp (13). IBB - Team (3), Ficociello, D 2, Anderson, B. 1, Opp (7). Picked off - Serrano, J. 1.

## Individual Pitching

#	Player	ERA	W	L	APP	GS	CG	SHO	CBO	SV	IP	H	R	ER	BB	SO	2B	3B	HR	AB	B/Avg	WP	HBP	BK	SFA	SHA	
55	Ryne Stanek	0.97	7	1	10	10	1	0	2	0	65.0	48	13	7	22	56	5	0	2	235	.204	5	4	0	3	2	
17	Barrett Astin	2.14	3	3	10	9	0	0	1	0	54.2	57	19	13	15	51	7	0	1	214	.266	2	6	0	0	3	
32	Randall Fant	2.23	4	1	9	9	0	0	0	0	44.1	31	13	11	14	40	0	0	6	160	.194	3	5	2	0	2	
-----																											
47	Tyler Wright	0.00	0	0	3	0	0	0	0	0	4.0	0	1	0	2	3	0	0	0	10	.000	0	0	0	1	1	
40	Thomas Altimont	0.00	0	0	1	0	0	0	0	0	1.0	0	0	0	1	1	0	0	0	2	.000	0	0	0	0	0	
34	Colby Suggs	0.75	0	0	13	0	0	0	2	10	12.0	7	1	1	6	18	0	0	0	42	.167	2	1	0	0	1	
13	Michael Gunn	1.08	0	0	7	0	0	0	1	1	8.1	5	1	1	3	8	1	0	0	28	.179	3	0	0	0	1	
39	Chris Oliver	1.59	0	1	7	0	0	0	0	0	11.1	10	4	2	3	13	1	0	1	43	.233	0	0	1	0	0	
49	Jalen Beeks	1.83	3	1	14	0	0	0	1	0	19.2	10	4	4	6	9	0	0	0	64	.156	0	1	0	1	3	
30	Brandon Moore	3.66	0	2	13	0	0	0	0	0	19.2	15	14	8	13	12	2	0	1	67	.224	1	1	0	2	5	
37	Trent Daniel	3.86	0	0	10	0	0	0	0	0	7.0	10	8	3	2	9	1	0	0	31	.323	0	2	0	0	1	
15	Colin Poche	3.86	0	0	2	0	0	0	0	0	2.1	3	1	1	2	5	0	0	0	10	.300	1	0	0	0	0	
45	Landon Simpson	4.32	0	1	7	0	0	0	0	0	8.1	14	5	4	3	4	2	0	0	36	.389	1	1	0	0	1	
33	Trey Killian	10.29	1	1	7	1	0	0	0	0	7.0	9	9	8	5	5	1	0	2	28	.321	2	1	0	1	0	
Totals		2.14	18	11	29	29	1	3	3	11	264.2	219	93	63	97	234	20	0	13	970	.226	20	22	3	8	20	
Opponents		4.05	11	18	29	29	4	2	2	3	260.0	241	132	117	102	196	36	7	14	964	.250	18	16	1	12	34	

PB - Team (2), Wise, J. 2, Opp (1). Pickoffs - Team (7), Wise, J. 3, Fant, R. 2, Astin, B. 1, Killian, T. 1, Opp (1). SBA/ATT - Wise, J. (18-32), Stanek, R. (6-8), Astin, B. (3-6), Fant, R. (1-5), Oliver, C. (2-3), Moore, B. (2-3), Poche, C. (2-2), Daniel, T. (2-2), Beeks, J. (0-1), Gunn, M. (0-1), Altimont, T. (0-1), Wright, T. (0-1), Simpson, L. (0-1).

## Position Player Fielding

Player	C	PO	A	E	FLD%	DPs	SBA	CSB	SBA%	PB	CI
8 Tyler Spoon	51	47	4	0	1.000	2	0	0	-	0	0
27 Jean Ramirez	3	3	0	0	1.000	0	0	0	-	0	0
19 Jake Wise	262	227	32	3	.989	5	18	14	.563	2	0
5 Brett McAfee	70	17	52	1	.986	10	0	0	-	0	0
12 Jordan Farris	63	27	35	1	.984	9	0	0	-	0	0
25 Dominic Ficociello	200	146	49	5	.975	15	0	0	-	0	0
6 Willie Schwanke	39	36	2	1	.974	2	0	0	-	0	0
29 Eric Fisher	114	99	12	3	.974	9	0	0	-	0	0
4 Jacob Morris	29	27	1	1	.966	0	0	0	-	0	0
20 Matt Vinson	69	62	4	3	.957	1	0	0	-	0	0
1 Brian Anderson	123	67	45	11	.911	7	0	0	-	0	0
3 Jacob Mahan	58	19	32	7	.879	3	0	0	-	0	0
10 Joe Serrano	0	0	0	0	.000	0	0	0	-	0	0
28 Isaac Hellbusch	0	0	0	0	.000	0	0	0	-	0	0

## Pitcher Fielding

Player	C	PO	A	E	FLD%	DPs	SBA	CSB	SBA%	PB	CI
17 Barrett Astin	18	2	16	0	1.000	1	3	3	.500	0	0
55 Ryne Stanek	15	4	11	0	1.000	1	6	2	.750	0	0
49 Jalen Beeks	6	4	2	0	1.000	0	0	1	.000	0	0
39 Chris Oliver	3	1	2	0	1.000	0	2	1	.667	0	0
47 Tyler Wright	2	0	2	0	1.000	0	0	1	.000	0	0
33 Trey Killian	1	0	1	0	1.000	0	0	0	-	0	0
13 Michael Gunn	1	0	1	0	1.000	0	0	1	.000	0	0
32 Randall Fant	11	0	10	1	.909	0	1	4	.200	0	0
45 Landon Simpson	6	3	2	1	.833	0	0	0	1	.000	0
37 Trent Daniel	5	2	1	2	.600	0	2	0	1.000	0	0
30 Brandon Moore	10	1	4	5	.500	2	2	1	.667	0	0
34 Colby Suggs	0	0	0	0	.000	0	0	0	-	0	0
40 Thomas Altimont	0	0	0	0	.000	0	0	1	.000	0	0
15 Colin Poche	0	0	0	0	.000	0	2	0	1.000	0	0
<b>Totals</b>		<b>1159</b>	<b>794</b>	<b>320</b>	<b>.961</b>	<b>26</b>	<b>18</b>	<b>16</b>	<b>.529</b>	<b>2</b>	<b>0</b>
<b>Opponents</b>		<b>1121</b>	<b>780</b>	<b>319</b>	<b>.980</b>	<b>13</b>	<b>15</b>	<b>8</b>	<b>.652</b>	<b>1</b>	<b>0</b>

Hitting minimums - 1 Games 2.5 AB/Game

Pitching minimums - 1 Games 20% of Games 1.0 IP/Game

# RESULTS

2013 RECORD: 39-22 • HOME: 24-9 • AWAY: 10-7 • NEUTRAL: 5-6 • SEC: 18-11 • NCAA TOURNAMENT: 2-2

Game date	Opposing team	Score	Arkansas		Inns	Overall	SEC	Pitcher of record	Attend	Time
			R-H-E	Opponent R-H-E						
Feb. 15, 2013	WESTERN ILLINOIS	W, 9-1	9-11-0	1-3-1	9	1-0	0-0	Stanek (1-0)	7,712	3:00
Feb. 16, 2013	WESTERN ILLINOIS	W, 7-2	7-8-0	2-8-1	9	2-0	0-0	Astin (1-0)	7,270	1:58
Feb. 17, 2013	WESTERN ILLINOIS	L, 5-7	5-11-3	7-9-0	9	2-1	0-0	Daniel (0-1)	8,787	2:42
Feb. 19, 2013	NEW ORLEANS	W, 14-0	14-12-0	0-1-3	7	3-1	0-0	Poche (1-0)	---	2:09
Feb. 19, 2013	NEW ORLEANS	W, 3-0	3-7-1	0-4-2	9	4-1	0-0	Simpson (1-0)	6,913	2:07
Feb. 22, 2013	EVANSVILLE	W, 10-4	10-11-1	4-10-2	9	5-1	0-0	Moore (1-0)	6,955	2:59
Feb. 23, 2013	EVANSVILLE	W, 5-2	5-7-2	2-5-1	9	6-1	0-0	Beeks (1-0)	7,652	2:39
Feb. 24, 2013	EVANSVILLE	W, 10-2	10-15-1	2-3-1	9	7-1	0-0	Killian (1-0)	7,825	2:38
Feb. 28, 2013	vs. #25 Arizona State^	L, 2-3	2-9-2	3-7-2	9	7-2	0-0	Stanek (1-1)	714	2:37
March 1, 2013	vs. Gonzaga^	L, 0-3	0-8-3	3-9-0	9	7-3	0-0	Astin (1-1)	427	2:00
March 2, 2013	vs. #25 Arizona State^	L, 1-3	1-6-3	3-6-0	9	7-4	0-0	Killian (1-1)	1,560	2:11
March 3, 2013	vs. Pacific^	L, 3-4	3-8-2	4-12-0	9	7-5	0-0	Moore (1-1)	179	2:29
March 7, 2013	SAN DIEGO STATE	W, 2-0	2-3-1	0-6-0	9	8-5	0-0	Poche (2-0)	7,153	2:04
March 8, 2013	SAN DIEGO STATE	W, 4-3	4-8-0	3-7-1	9	9-5	0-0	Beeks (2-0)	7,502	3:13
March 9, 2013	SAN DIEGO STATE	W, 8-2	8-12-1	2-2-3	9	10-5	0-0	Killian (2-1)	---	2:36
March 9, 2013	SAN DIEGO STATE	W, 4-1	4-8-1	1-7-0	9	11-5	0-0	Gunn (1-0)	8,656	2:04
March 12, 2013	ALABAMA A&M	W, 20-2	20-14-3	2-4-2	9	12-5	0-0	Altimont (1-0)	6,922	3:12
March 13, 2013	ALABAMA A&M	W, 13-0	13-18-0	0-2-2	9	13-5	0-0	Oliver (1-0)	6,724	2:18
March 15, 2013	#8 OLE MISS*	L, 1-7	1-3-2	7-10-0	9	13-6	0-1	Killian (2-2)	8,934	2:31
March 16, 2013	#8 OLE MISS*	W, 10-1	10-11-2	1-9-2	9	14-6	1-1	Fant (1-0)	9,861	2:35
March 17, 2013	#8 OLE MISS*	L, 4-6	4-10-5	6-9-0	(13)	14-7	1-2	Moore (1-2)	7,603	4:00
March 22, 2013	at #6 South Carolina*	W, 15-3	15-13-1	3-6-2	9	15-7	2-2	Astin (2-1)	7,616	2:57
March 23, 2013	at #6 South Carolina*	W, 4-2	4-10-2	2-3-2	9	16-7	3-2	Stanek (2-1)	7,509	2:29
March 24, 2013	at #6 South Carolina*	W, 5-3	5-12-2	3-6-0	(11)	17-7	4-2	Killian (3-2)	7,208	3:35
March 26, 2013	MISSISSIPPI VALLEY STATE	W, 6-0	6-9-0	0-2-3	9	18-7	4-2	Poche (3-0)	6,688	2:12
March 27, 2013	vs. Mississippi Valley State%	W, 2-1	2-8-1	1-6-3	9	19-7	4-2	Wright (1-0)	9,285	2:19
March 29, 2013	#15 MISSISSIPPI STATE*	W, 5-4	5-7-2	4-11-0	9	20-7	5-2	Beeks (3-0)	7,845	3:03
March 30, 2013	#15 MISSISSIPPI STATE*	L, 1-4	1-5-2	4-6-0	9	20-8	5-3	Stanek (2-2)	8,742	2:21
March 31, 2013	#15 MISSISSIPPI STATE*	W, 3-1	3-6-2	1-5-0	9	21-8	6-3	Fant (2-0)	7,722	2:21
April 4, 2013	at Alabama*	W, 3-1	3-12-1	1-4-2	9	22-8	7-3	Beeks (4-0)	2,990	2:55
April 5, 2013	at Alabama*	W, 6-0	6-13-1	0-4-2	9	23-8	8-3	Stanek (3-2)	3,787	2:15
April 6, 2013	at Alabama*	L, 0-5	0-5-5	5-12-1	9	23-9	8-4	Fant (2-1)	3,470	2:23
April 9, 2013	NEW MEXICO	L, 0-3	0-6-3	3-9-1	9	23-10	8-4	Wright (1-1)	---	3:10
April 9, 2013	NEW MEXICO	W, 4-3	4-10-3	3-6-1	9	24-10	8-4	Oliver (2-0)	7,215	2:55
April 12, 2013	#2 LSU*	L, 2-6	2-4-4	6-7-0	9	24-11	8-5	Astin (2-2)	10,167	2:35
April 13, 2013	#2 LSU*	W, 8-3	8-12-1	3-7-1	9	25-11	9-5	Stanek (4-2)	10,377	2:55
April 14, 2013	#2 LSU*	L, 3-5	3-7-1	5-8-0	(10)	25-12	9-6	Oliver (2-1)	10,180	2:44
April 16, 2013	at Nebraska	L, 0-3	0-0-0	3-5-0	9	25-13	9-6	Killian (3-3)	---	2:09
April 16, 2013	at Nebraska	L, 2-4	2-7-2	4-7-1	9	25-14	9-6	Oliver (2-2)	2,563	2:33
April 19, 2013	TEXAS A&M*	L, 3-5	3-5-1	5-9-2	9	25-15	9-7	Beeks (4-1)	9,064	3:00
April 20, 2013	TEXAS A&M*	W, 12-2	12-15-3	2-8-1	9	26-15	10-7	Stanek (5-2)	11,145	2:50
April 21, 2013	TEXAS A&M*	W, 2-1	2-11-1	1-3-1	9	27-15	11-7	Fant (3-1)	9,012	2:40
April 26, 2013	at Georgia*	W, 2-0	2-3-0	0-6-0	9	28-15	12-7	Astin (3-2)	2,043	2:31
April 27, 2013	at Georgia*	W, 2-1	2-5-0	1-8-0	9	29-15	13-7	Beeks (5-1)	1,802	2:07
April 30, 2013	MISSOURI STATE	W, 6-3	6-7-2	3-5-0	9	30-15	13-7	Fant (4-1)	8,157	2:23
May 3, 2013	at #23 Kentucky*	W, 2-1	2-8-0	1-7-0	9	31-15	14-7	Astin (4-2)	2,336	2:52
May 4, 2013	at #23 Kentucky*	W, 5-3	5-9-0	3-7-0	9	32-15	15-7	Stanek (6-2)	---	2:42
May 4, 2013	at #23 Kentucky*	L, 3-4	3-7-1	4-8-2	9	32-16	15-8	Simpson (1-1)	1,794	2:46
May 10, 2013	TENNESSEE*	L, 3-8	3-4-1	8-13-0	9	32-17	15-9	Astin (4-3)	9,110	2:39
May 11, 2013	TENNESSEE*	W, 11-1	11-12-0	1-7-2	9	33-17	16-9	Stanek (7-2)	9,639	3:16
May 12, 2013	TENNESSEE*	W, 10-2	10-14-0	2-6-0	9	34-17	17-9	Fant (5-1)	8,523	2:36
May 16, 2013	at Auburn*	L, 0-3	0-5-3	3-10-1	9	34-18	17-10	Astin (4-4)	2,631	2:24
May 17, 2013	at Auburn*	W, 1-0	1-5-1	0-6-0	9	35-18	18-10	Stanek (8-2)	3,239	2:37
May 18, 2013	at Auburn*	L, 6-11	6-8-1	11-14-1	9	35-19	18-11	Moore (1-3)	2,481	3:12
May 22, 2013	vs. #21 Ole Miss!	W, 2-1	2-11-1	1-6-1	(10)	36-19	18-11	Beeks (6-1)	6,197	2:49
May 23, 2013	vs. #2 LSU!	W, 4-1	4-12-1	1-6-0	9	37-19	18-11	Stanek (9-2)	8,143	2:51
May 25, 2013	vs. #2 LSU!	L, 1-3	1-1-1	3-9-2	9	37-20	18-11	Moore (1-4)	11,963	3:03
May 31, 2013	vs. Bryant+	L, 1-4	1-3-1	4-11-0	9	37-21	18-11	Beeks (6-2)	2,107	2:39
June 1, 2013	vs. Wichita State+	W, 3-1	3-12-0	1-2-1	9	38-21	18-11	Stanek (10-2)	2,295	2:52
June 2, 2013	vs. Bryant+	W, 12-3	12-13-2	3-8-2	9	39-21	18-11	Fant (6-1)	2,467	3:22
June 2, 2013	at #17 Kansas State+	L, 3-4	3-8-1	4-7-1	9	39-22	18-11	Gunn (1-1)	2,661	3:06

^ - Coca-Cola Classic • \* - Southeastern Conference game • % - Game played in North Little Rock • ! - SEC Tournament • + - Manhattan Regional • () - extra inning game



# STARTING LINEUPS (BATTING ORDER)

Date	Opponent	1	2	3	4	5	6	7	8	9
Feb. 15, 2013	WESTERN ILLINOIS	Vinson	Morris	Spoon	Fisher	Anderson	Schwanke	Wise	Mahan	McAfee
Feb. 16, 2013	WESTERN ILLINOIS	Vinson	Morris	Spoon	Fisher	Anderson	Mahan	Serrano	Wise	McAfee
Feb. 17, 2013	WESTERN ILLINOIS	Vinson	Morris	Spoon	Fisher	Anderson	Mahan	Serrano	Schwanke	Ramirez
Feb. 19, 2013	NEW ORLEANS	Vinson	Serrano	Spoon	Fisher	Anderson	Schwanke	Mahan	Wise	McAfee
Feb. 19, 2013	NEW ORLEANS	Vinson	Morris	Spoon	Fisher	Anderson	Gunn	Farris	Wise	McAfee
Feb. 22, 2013	EVANSVILLE	Vinson	Serrano	Spoon	Anderson	Fisher	Wise	Morris	Farris	McAfee
Feb. 23, 2013	EVANSVILLE	Vinson	Serrano	Spoon	Fisher	Anderson	Mahan	Wise	Schwanke	McAfee
Feb. 24, 2013	EVANSVILLE	Vinson	Serrano	Spoon	Fisher	Anderson	Mahan	Wise	Schwanke	McAfee
Feb. 28, 2013	vs. No. 25 Arizona St.^	Vinson	Serrano	Spoon	Anderson	Ficociello	Wise	Morris	Fisher	McAfee
March 1, 2013	vs. Gonzaga^	Vinson	Serrano	Spoon	Ficociello	Anderson	Morris	Wise	Hellbusch	McAfee
March 2, 2013	vs. No. 25 Arizona St.^	Vinson	Serrano	Spoon	Ficociello	Anderson	Mahan	Wise	Schwanke	McAfee
March 3, 2013	vs. Pacific^	Vinson	Serrano	Spoon	Gunn	Anderson	Mahan	Fisher	Wise	McAfee
March 7, 2013	SAN DIEGO ST.	Mahan	Serrano	Spoon	Anderson	Gunn	Vinson	Schwanke	Wise	McAfee
March 8, 2013	SAN DIEGO ST.	Mahan	Serrano	Spoon	Anderson	Schwanke	Wise	Fisher	Morris	McAfee
March 9, 2013	SAN DIEGO ST.	Mahan	Serrano	Spoon	Anderson	Schwanke	Wise	Fisher	Farris	McAfee
March 9, 2013	SAN DIEGO ST.	Mahan	Serrano	Spoon	Anderson	Gunn	Wise	Fisher	Morris	McAfee
March 12, 2013	ALABAMA A&M	Mahan	Ficociello	Spoon	Anderson	Schwanke	Hellbusch	Farris	Ramirez	Morris
March 13, 2013	ALABAMA A&M	Mahan	Serrano	Spoon	Gunn	Anderson	Vinson	Wise	Fisher	McAfee
March 15, 2013	#8 OLE MISS*	Mahan	Ficociello	Spoon	Gunn	Anderson	Vinson	Fisher	Wise	McAfee
March 16, 2013	#8 OLE MISS*	Mahan	Serrano	Spoon	Anderson	Vinson	Wise	Fisher	Morris	McAfee
March 17, 2013	#8 OLE MISS*	Mahan	Serrano	Spoon	Anderson	Vinson	Wise	Fisher	Morris	McAfee
March 22, 2013	at #6 South Carolina*	Mahan	Serrano	Spoon	Anderson	Vinson	Ficociello	Schwanke	Wise	Morris
March 23, 2013	at #6 South Carolina*	Mahan	Serrano	Spoon	Anderson	Vinson	Ficociello	Schwanke	Wise	Morris
March 24, 2013	at #6 South Carolina*	Mahan	Serrano	Spoon	Anderson	Vinson	Ficociello	Schwanke	Wise	Morris
March 26, 2013	MISSISSIPPI VALLEY ST.	Farris	Serrano	Spoon	Ficociello	Vinson	Fisher	Hellbusch	Ramirez	McAfee
March 27, 2013	vs. Mississippi Valley St.%	Mahan	Serrano	Spoon	Anderson	Vinson	Ficociello	Schwanke	Wise	Morris
March 29, 2013	#15 MISSISSIPPI ST.*	Mahan	Serrano	Spoon	Anderson	Ficociello	Vinson	Schwanke	Wise	Morris
March 30, 2013	#15 MISSISSIPPI ST.*	Mahan	Serrano	Spoon	Anderson	Vinson	Ficociello	Fisher	Wise	Morris
March 31, 2013	#15 MISSISSIPPI ST.*	Mahan	Serrano	Spoon	Anderson	Vinson	Ficociello	Schwanke	Wise	Morris
April 4, 2013	at Alabama*	Mahan	Serrano	Spoon	Ficociello	Anderson	Vinson	Wise	Schwanke	Morris
April 5, 2013	at Alabama*	Mahan	Serrano	Spoon	Anderson	Ficociello	Vinson	Wise	Schwanke	Morris
April 6, 2013	at Alabama*	Mahan	Serrano	Spoon	Ficociello	Anderson	Vinson	Wise	Schwanke	Morris
April 9, 2013	NEW MEXICO	Mahan	Ficociello	Spoon	Anderson	Vinson	Gunn	Farris	Wise	McAfee
April 9, 2013	NEW MEXICO	Vinson	Spoon	Ficociello	Anderson	Schwanke	Farris	Fisher	Ramirez	Morris
April 12, 2013	#2 LSU*	Mahan	Vinson	Spoon	Anderson	Ficociello	Fisher	Wise	Gunn	Morris
April 13, 2013	#2 LSU*	Mahan	Spoon	Vinson	Anderson	Ficociello	Fisher	Wise	Schwanke	McAfee
April 14, 2013	#2 LSU*	Mahan	Serrano	Spoon	Anderson	Ficociello	Vinson	Wise	Farris	McAfee
April 16, 2013	at Nebraska	Vinson	Serrano	Spoon	Anderson	Ficociello	Farris	Hellbusch	Ramirez	McAfee
April 16, 2013	at Nebraska	Mahan	Serrano	Spoon	Ficociello	Vinson	Wise	Fisher	McAfee	Morris
April 19, 2013	TEXAS A&M*	Serrano	Mahan	Spoon	Anderson	Ficociello	Vinson	Farris	Wise	McAfee
April 20, 2013	TEXAS A&M*	Serrano	Vinson	Spoon	Anderson	Ficociello	Farris	Wise	McAfee	Morris
April 21, 2013	TEXAS A&M*	Serrano	Vinson	Spoon	Anderson	Ficociello	Farris	Mahan	Wise	McAfee
April 26, 2013	at Georgia*	Serrano	Vinson	Spoon	Anderson	Ficociello	Farris	Wise	McAfee	Morris
April 27, 2013	at Georgia*	Serrano	Vinson	Spoon	Anderson	Ficociello	Farris	Mahan	Wise	McAfee
April 30, 2013	MISSOURI ST.	Serrano	Vinson	Spoon	Anderson	Ficociello	Farris	Wise	Mahan	McAfee
May 3, 2013	at #23 Kentucky*	Serrano	Vinson	Spoon	Anderson	Ficociello	Farris	Wise	Mahan	McAfee
May 4, 2013	at #23 Kentucky*	Serrano	Vinson	Spoon	Anderson	Ficociello	Farris	Mahan	Wise	McAfee
May 4, 2013	at #23 Kentucky*	Serrano	Vinson	Spoon	Anderson	Ficociello	Farris	Mahan	Wise	McAfee
May 10, 2013	TENNESSEE*	Serrano	Vinson	Spoon	Anderson	Ficociello	Farris	Mahan	Wise	McAfee
May 11, 2013	TENNESSEE*	Serrano	Vinson	Anderson	Ficociello	Spoon	Wise	Mahan	Farris	McAfee
May 12, 2013	TENNESSEE*	Serrano	Vinson	Anderson	Ficociello	Spoon	Mahan	Wise	Farris	McAfee
May 16, 2013	at Auburn*	Vinson	Mahan	Anderson	Ficociello	Spoon	Wise	Farris	McAfee	Morris
May 17, 2013	at Auburn*	Vinson	Anderson	Spoon	Ficociello	Schwanke	Wise	Fisher	Farris	McAfee
May 18, 2013	at Auburn*	Morris	Vinson	Anderson	Ficociello	Spoon	Fisher	Wise	Farris	McAfee
May 22, 2013	vs. #21 Ole Miss!	Serrano	Vinson	Anderson	Ficociello	Spoon	Mahan	Farris	McAfee	Ramirez
May 23, 2013	vs. #2 LSU!	Serrano	Vinson	Anderson	Ficociello	Spoon	Mahan	Fisher	McAfee	Ramirez
May 25, 2013	vs. #2 LSU!	Serrano	Vinson	Anderson	Ficociello	Spoon	Mahan	Wise	Fisher	McAfee
May 31, 2013	vs. Bryant +	Vinson	Serrano	Spoon	Anderson	Ficociello	Mahan	McAfee	Wise	Farris
June 1, 2013	vs. Wichita St. +	Serrano	Ficociello	Anderson	Spoon	Fisher	Vinson	Mahan	Wise	McAfee
June 2, 2013	vs. Bryant +	Serrano	Ficociello	Anderson	Spoon	Fisher	Gunn	Mahan	McAfee	Ramirez
June 2, 2013	at #17 Kansas St. +	Serrano	Ficociello	Anderson	Spoon	Fisher	Vinson	Mahan	McAfee	Ramirez

^ - Coca-Cola Classic • \* - Southeastern Conference game • % - Game played in North Little Rock • ! - SEC Tournament • + - NCAA Manhattan Regional



# STARTING LINEUPS (DEFENSE)

Date	Opponent	C	1B	2B	3B	SS	LF	CF	RF	DH
Feb. 15, 2013	WESTERN ILLINOIS	Wise	Fisher	Mahan	Anderson	McAfee	Vinson	Morris	Spoon	Schwanke
Feb. 16, 2013	WESTERN ILLINOIS	Wise	Fisher	Mahan	Anderson	McAfee	Vinson	Morris	Spoon	Serrano
Feb. 17, 2013	WESTERN ILLINOIS	Ramirez	Fisher	Mahan	Schwanke	Anderson	Vinson	Morris	Spoon	Serrano
Feb. 19, 2013	NEW ORLEANS	Wise	Fisher	Mahan	Anderson	McAfee	Serrano	Vinson	Spoon	Schwanke
Feb. 19, 2013	NEW ORLEANS	Wise	Fisher	Farris	Anderson	McAfee	Vinson	Morris	Spoon	Gunn
Feb. 22, 2013	EVANSVILLE	Wise	Fisher	Farris	Anderson	McAfee	Vinson	Morris	Spoon	Serrano
Feb. 23, 2013	EVANSVILLE	Wise	Fisher	Mahan	Anderson	McAfee	Serrano	Vinson	Spoon	Schwanke
Feb. 24, 2013	EVANSVILLE	Wise	Fisher	Mahan	Anderson	McAfee	Serrano	Vinson	Spoon	Schwanke
Feb. 28, 2013	vs. No. 25 Arizona St.^	Wise	Fisher	Ficociello	Anderson	McAfee	Vinson	Morris	Spoon	Serrano
March 1, 2013	vs. Gonzaga^	Wise	Hellbusch	Ficociello	Anderson	McAfee	Vinson	Morris	Spoon	Serrano
March 2, 2013	vs. No. 25 Arizona St.^	Wise	Mahan	Ficociello	Anderson	McAfee	Serrano	Vinson	Spoon	Schwanke
March 3, 2013	vs. Pacific^	Wise	Fisher	Mahan	Anderson	McAfee	Serrano	Vinson	Spoon	Gunn
March 7, 2013	SAN DIEGO ST.	Wise	Schwanke	Mahan	Anderson	McAfee	Serrano	Vinson	Spoon	Gunn
March 8, 2013	SAN DIEGO ST.	Wise	Fisher	Mahan	Anderson	McAfee	Serrano	Morris	Spoon	Schwanke
March 9, 2013	SAN DIEGO ST.	Wise	Fisher	Farris	Mahan	McAfee	Serrano	Anderson	Spoon	Schwanke
March 9, 2013	SAN DIEGO ST.	Wise	Fisher	Mahan	Anderson	McAfee	Serrano	Morris	Spoon	Gunn
March 12, 2013	ALABAMA A&M	Ramirez	Schwanke	Ficociello	Mahan	Farris	Anderson	Morris	Spoon	Hellbusch
March 13, 2013	ALABAMA A&M	Wise	Fisher	Mahan	Anderson	McAfee	Serrano	Vinson	Spoon	Gunn
March 15, 2013	No. 8 OLE MISS*	Wise	Fisher	Ficociello	Mahan	McAfee	Anderson	Vinson	Spoon	Gunn
March 16, 2013	No. 8 OLE MISS*	Wise	Fisher	Mahan	Anderson	McAfee	Vinson	Morris	Spoon	Serrano
March 17, 2013	No. 8 OLE MISS*	Wise	Fisher	Mahan	Anderson	McAfee	Vinson	Morris	Spoon	Serrano
March 22, 2013	at No. 6 South Carolina*	Wise	Schwanke	Ficociello	Mahan	Anderson	Vinson	Morris	Spoon	Serrano
March 23, 2013	at No. 6 South Carolina*	Wise	Schwanke	Ficociello	Mahan	Anderson	Vinson	Morris	Spoon	Serrano
March 24, 2013	at No. 6 South Carolina*	Wise	Schwanke	Ficociello	Mahan	Anderson	Vinson	Morris	Spoon	Serrano
March 26, 2013	MISSISSIPPI VALLEY ST.	Ramirez	Fisher	Ficociello	Farris	McAfee	Serrano	Vinson	Spoon	Hellbusch
March 27, 2013	vs. Mississippi Valley St.%	Wise	Schwanke	Ficociello	Mahan	Anderson	Vinson	Morris	Spoon	Serrano
March 29, 2013	No. 15 MISSISSIPPI ST.*	Wise	Schwanke	Ficociello	Mahan	Anderson	Vinson	Morris	Spoon	Serrano
March 30, 2013	No. 15 MISSISSIPPI ST.*	Wise	Fisher	Ficociello	Mahan	Anderson	Vinson	Morris	Spoon	Serrano
March 31, 2013	No. 15 MISSISSIPPI ST.*	Wise	Schwanke	Ficociello	Mahan	Anderson	Vinson	Morris	Spoon	Serrano
April 4, 2013	at Alabama*	Wise	Schwanke	Ficociello	Mahan	Anderson	Vinson	Morris	Spoon	Serrano
April 5, 2013	at Alabama*	Wise	Schwanke	Ficociello	Mahan	Anderson	Vinson	Morris	Spoon	Serrano
April 6, 2013	at Alabama*	Wise	Schwanke	Ficociello	Mahan	Anderson	Vinson	Morris	Spoon	Serrano
April 9, 2013	NEW MEXICO	Wise	Mahan	Ficociello	Farris	McAfee	Anderson	Vinson	Spoon	Gunn
April 9, 2013	NEW MEXICO	Ramirez	Fisher	Ficociello	Farris	Anderson	Vinson	Morris	Spoon	Schwanke
April 12, 2013	No. 2 LSU*	Wise	Fisher	Ficociello	Mahan	Anderson	Vinson	Morris	Spoon	Gunn
April 13, 2013	No. 2 LSU*	Wise	Fisher	Ficociello	Mahan	McAfee	Anderson	Vinson	Spoon	Schwanke
April 14, 2013	No. 2 LSU*	Wise	Ficociello	Farris	Mahan	McAfee	Anderson	Vinson	Spoon	Serrano
April 16, 2013	at Nebraska	Ramirez	Ficociello	Farris	Anderson	McAfee	Serrano	Vinson	Spoon	Hellbusch
April 16, 2013	at Nebraska	Wise	Fisher	Ficociello	Mahan	McAfee	Vinson	Morris	Spoon	Serrano
April 19, 2013	TEXAS A&M*	Wise	Ficociello	Farris	Anderson	McAfee	Serrano	Vinson	Spoon	Mahan
April 20, 2013	TEXAS A&M*	Wise	Ficociello	Farris	Anderson	McAfee	Vinson	Morris	Spoon	Serrano
April 21, 2013	TEXAS A&M*	Wise	Ficociello	Farris	Mahan	McAfee	Anderson	Vinson	Spoon	Serrano
April 26, 2013	at Georgia*	Wise	Ficociello	Farris	McAfee	Anderson	Vinson	Morris	Spoon	Serrano
April 27, 2013	at Georgia*	Wise	Ficociello	Farris	Mahan	McAfee	Anderson	Vinson	Spoon	Serrano
April 30, 2013	MISSOURI ST.	Wise	Ficociello	Farris	Anderson	McAfee	Serrano	Vinson	Spoon	Mahan
May 3, 2013	at No. 23 Kentucky*	Wise	Ficociello	Farris	Mahan	McAfee	Anderson	Vinson	Spoon	Serrano
May 4, 2013	at No. 23 Kentucky*	Wise	Ficociello	Farris	Mahan	McAfee	Anderson	Vinson	Spoon	Serrano
May 4, 2013	at No. 23 Kentucky*	Wise	Ficociello	Farris	Mahan	McAfee	Anderson	Vinson	Spoon	Serrano
May 10, 2013	TENNESSEE*	Wise	Ficociello	Farris	Mahan	McAfee	Anderson	Vinson	Spoon	Serrano
May 11, 2013	TENNESSEE*	Wise	Ficociello	Farris	Mahan	McAfee	Anderson	Vinson	Spoon	Serrano
May 12, 2013	TENNESSEE*	Wise	Ficociello	Farris	Mahan	McAfee	Anderson	Vinson	Spoon	Serrano
May 16, 2013	at Auburn*	Wise	Ficociello	Farris	Mahan	McAfee	Anderson	Vinson	Spoon	Morris
May 17, 2013	at Auburn*	Wise	Fisher	Farris	Ficociello	McAfee	Anderson	Vinson	Spoon	Schwanke
May 18, 2013	at Auburn*	Wise	Fisher	Farris	Ficociello	McAfee	Anderson	Vinson	Spoon	Morris
May 22, 2013	vs. No. 21 Ole Miss!	Ramirez	Ficociello	Farris	Mahan	McAfee	Anderson	Vinson	Spoon	Serrano
May 23, 2013	vs. No. 2 LSU!	Ramirez	Fisher	Ficociello	Mahan	McAfee	Anderson	Vinson	Spoon	Serrano
May 25, 2013	vs. No. 2 LSU!	Wise	Fisher	Ficociello	Mahan	McAfee	Anderson	Vinson	Spoon	Serrano
May 31, 2013	vs. Bryant +	Wise	Ficociello	Farris	Mahan	McAfee	Anderson	Vinson	Spoon	Serrano
June 1, 2013	vs. Wichita St. +	Wise	Fisher	Ficociello	Mahan	McAfee	Anderson	Vinson	Spoon	Serrano
June 2, 2013	vs. Bryant +	Ramirez	Fisher	Ficociello	Mahan	McAfee	Serrano	Anderson	Spoon	Gunn
June 2, 2013	at No. 17 Kansas St. +	Ramirez	Fisher	Ficociello	Mahan	McAfee	Anderson	Vinson	Spoon	Serrano

^ - Coca-Cola Classic • \* - Southeastern Conference game • % - Game played in North Little Rock • ! - SEC Tournament • + - NCAA Manhattan Regional

# GAME-BY-GAME HITTING

Date	Opponent	AB	R	H	RBI	2B	3B	HR	BB	IBB	SB	CS	HBP	SAC	SF	GDP	K	PO	A	E	Avg.
Feb 15, 2013	WESTERN ILLINOIS	32	9	11	8	0	1	1	12	0	2	1	0	1	1	0	3	27	13	0	.344
Feb 16, 2013	WESTERN ILLINOIS	30	7	8	6	2	0	0	4	0	2	0	1	1	0	0	3	27	14	0	.306
Feb 17, 2013	WESTERN ILLINOIS	36	5	11	5	2	0	0	4	0	1	0	0	1	0	1	7	27	17	3	.306
Feb 19, 2013	NEW ORLEANS	33	14	12	12	1	0	2	12	0	0	0	1	0	0	0	1	21	3	0	.321
Feb 19, 2013	NEW ORLEANS	31	3	7	2	2	0	0	5	0	6	0	0	0	0	0	2	27	9	1	.302
Feb 22, 2013	EVANSVILLE	35	10	11	9	0	0	2	3	0	1	0	0	1	0	0	7	27	12	1	.305
Feb 23, 2013	EVANSVILLE	29	5	7	5	1	0	1	7	0	0	0	3	2	0	1	2	27	8	2	.296
Feb 24, 2013	EVANSVILLE	37	10	15	8	1	0	1	3	0	2	1	0	0	0	0	4	27	10	1	.312
Feb 28, 2013	vs. No. 25 Arizona St.^	35	2	9	2	0	0	0	2	0	0	0	1	1	0	1	11	24	11	2	.305
Mar 01, 2013	vs. Gonzaga^	33	0	8	0	0	1	0	0	0	3	0	0	0	0	2	9	27	17	3	.299
Mar 02, 2013	vs. No. 25 Arizona St.^	33	1	6	1	1	0	0	1	0	3	0	0	0	0	0	8	24	8	3	.288
Mar 03, 2013	vs. Pacific^	32	3	8	3	1	1	0	2	0	1	0	1	0	3	0	4	26	14	2	.285
Mar 07, 2013	SAN DIEGO ST.	25	2	3	1	1	0	0	3	0	1	0	0	1	0	1	7	27	17	1	.276
Mar 08, 2013	SAN DIEGO ST.	33	4	8	2	0	0	1	4	0	1	0	0	1	0	0	5	27	9	0	.273
Mar 09, 2013	SAN DIEGO ST.	33	8	12	8	2	0	1	4	0	0	0	2	1	1	1	4	27	12	1	.279
Mar 09, 2013	SAN DIEGO ST.	29	4	8	4	0	1	0	2	0	0	1	0	1	0	1	7	27	13	1	.279
Mar 12, 2013	ALABAMA A&M	37	20	14	20	1	0	1	19	0	1	0	0	0	2	0	7	27	8	3	.286
Mar 13, 2013	ALABAMA A&M	39	13	18	12	5	1	0	1	0	1	0	1	0	4	1	5	27	8	0	.297
Mar 15, 2013	No. 8 OLE MISS*	29	1	3	1	1	0	0	6	0	0	0	0	0	0	0	8	27	14	2	.288
Mar 16, 2013	No. 8 OLE MISS*	34	10	11	6	2	0	0	4	0	0	0	2	3	0	0	9	27	11	2	.290
Mar 17, 2013	No. 8 OLE MISS*	48	4	10	4	1	0	0	2	0	0	0	0	0	0	0	11	39	20	5	.284
Mar 22, 2013	at No. 6 South Carolina*	40	15	13	13	2	0	1	7	0	2	0	0	2	0	0	11	27	13	1	.287
Mar 23, 2013	at No. 6 South Carolina*	36	4	10	3	1	0	1	0	0	1	0	0	3	0	0	8	27	9	2	.286
Mar 24, 2013	at No. 6 South Carolina*	42	5	12	5	3	0	0	6	2	0	1	0	3	0	0	12	33	10	2	.286
Mar 26, 2013	MISSISSIPPI VALLEY ST.	34	6	9	5	3	0	1	2	0	0	1	0	0	1	0	4	27	12	0	.285
Mar 27, 2013	vs. Mississippi Valley St.%	33	2	8	2	3	0	0	3	0	0	0	1	1	0	0	6	27	6	1	.284
Mar 29, 2013	No. 15 MISSISSIPPI ST.*	30	5	7	5	0	1	0	8	0	1	0	1	0	0	1	5	27	12	2	.282
Mar 30, 2013	No. 15 MISSISSIPPI ST.*	32	1	5	1	1	0	0	0	0	0	0	1	0	0	0	5	27	14	2	.278
Mar 31, 2013	No. 15 MISSISSIPPI ST.*	27	3	6	2	1	0	0	4	0	1	0	0	1	0	2	4	27	9	2	.276
Apr 04, 2013	at Alabama*	37	3	12	2	1	0	0	4	0	0	0	0	2	0	0	6	27	11	1	.278
Apr 05, 2013	at Alabama*	38	6	13	6	2	0	0	4	0	0	0	0	0	2	0	8	27	11	1	.280
Apr 06, 2013	at Alabama*	29	0	5	0	1	0	0	2	0	0	0	1	0	0	0	6	24	14	5	.278
Apr 09, 2013	NEW MEXICO	33	0	6	0	0	0	0	2	0	1	0	0	0	0	0	5	27	9	3	.275
Apr 09, 2013	NEW MEXICO	33	4	10	4	2	0	1	8	2	1	2	0	0	0	0	8	27	11	3	.276
Apr 12, 2013	No. 2 LSU*	31	2	4	2	0	0	1	1	0	0	0	0	0	0	0	10	27	9	4	.272
Apr 13, 2013	No. 2 LSU*	33	8	12	8	1	0	1	6	0	1	0	1	2	1	1	7	27	9	1	.274
Apr 14, 2013	No. 2 LSU*	34	3	7	3	1	0	1	2	0	0	1	0	2	0	0	5	30	10	1	.272
Apr 16, 2013	at Nebraska	26	0	0	0	0	0	0	3	0	0	0	1	0	0	1	5	24	11	0	.267
Apr 16, 2013	at Nebraska	34	2	7	2	1	0	1	5	0	1	0	0	0	0	0	3	24	15	2	.265
Apr 19, 2013	TEXAS A&M*	29	3	5	2	1	0	0	2	0	1	0	1	3	1	0	8	27	14	1	.263
Apr 20, 2013	TEXAS A&M*	36	12	15	12	5	1	2	4	0	1	0	1	1	0	1	2	27	7	3	.267
Apr 21, 2013	TEXAS A&M*	31	2	11	2	1	0	0	2	0	3	0	0	1	1	1	3	27	10	1	.269
Apr 26, 2013	at Georgia*	28	2	3	2	0	0	0	6	0	0	0	2	2	0	0	6	27	9	0	.266
Apr 27, 2013	at Georgia*	30	2	5	2	1	0	0	0	0	0	1	1	1	0	0	5	27	8	0	.264
Apr 30, 2013	MISSOURI ST.	27	6	7	6	1	0	0	6	0	1	0	1	1	2	1	3	27	11	2	.264
May 03, 2013	at No. 23 Kentucky*	34	2	8	2	1	0	1	2	0	2	0	0	1	0	0	7	27	12	0	.263
May 04, 2013	at No. 23 Kentucky*	32	5	9	5	1	0	2	4	0	0	0	0	2	1	0	7	27	11	0	.264
May 04, 2013	at No. 23 Kentucky*	30	3	7	2	0	0	0	3	0	0	2	2	1	1	1	6	26	5	1	.263
May 10, 2013	TENNESSEE*	33	3	4	3	1	0	1	2	0	0	0	0	0	0	0	8	27	11	1	.260
May 11, 2013	TENNESSEE*	31	11	12	9	2	2	1	6	0	0	1	3	1	4	0	7	27	10	0	.262
May 12, 2013	TENNESSEE*	36	10	14	10	3	1	1	5	0	1	0	0	0	1	1	4	27	10	0	.265
May 16, 2013	at Auburn*	32	0	5	0	1	0	0	2	0	1	0	0	0	0	1	9	24	14	3	.263
May 17, 2013	at Auburn*	29	1	5	1	0	0	0	5	1	0	0	0	2	0	1	3	27	11	1	.262
May 18, 2013	at Auburn*	33	6	8	6	1	2	1	3	0	0	2	0	1	0	0	6	24	12	1	.261
May 22, 2013	vs. No. 21 Ole Miss!	38	2	11	1	1	0	0	2	1	0	0	2	0	0	1	9	30	17	1	.262
May 23, 2013	vs. No. 2 LSU!	37	4	12	4	1	0	0	1	0	2	1	0	1	0	0	10	27	10	1	.263
May 25, 2013	vs. No. 2 LSU!	26	1	1	0	0	0	0	5	0	1	0	1	2	0	1	5	27	11	1	.260
May 31, 2013	vs. Bryant +	28	1	3	1	1	0	0	4	0	2	1	1	0	0	1	8	27	15	1	.258
Jun 01, 2013	vs. Wichita St. +	36	3	12	3	0	0	0	1	0	0	2	0	0	0	1	9	27	15	0	.259
Jun 02, 2013	vs. Bryant +	40	12	13	12	4	0	0	8	0	0	0	3	0	1	0	7	27	14	2	.260
Jun 02, 2013	at No. 17 Kansas St. +	34	3	8	3	2	0	0	2	0	0	0	0	2	0	0	4	27	10	1	.260
<b>Totals</b>		<b>2015</b>	<b>298</b>	<b>524</b>	<b>270</b>	<b>75</b>	<b>12</b>	<b>27</b>	<b>242</b>	<b>6</b>	<b>49</b>	<b>18</b>	<b>36</b>	<b>52</b>	<b>27</b>	<b>25</b>	<b>378</b>	<b>1642</b>	<b>690</b>	<b>87</b>	<b>.260</b>

^ - Coca-Cola Classic • \* - Southeastern Conference game • % - Game played in North Little Rock • ! - SEC Tournament • + - NCAA Manhattan Regional





# GAME-BY-GAME PITCHING

UNIVERSITY OF ARKANSAS  
HISTORY & RECORDS  
2014 OPPONENTS  
2013 REVIEW  
BAUM STADIUM  
2014 RAZORBACKS  
ARKANSAS BASEBALL

Date	Opponent	IP	H	R	ER	BB	SO	2B	3B	HR	WP	BK	HBP	DP	IBB	Score	W	L	SV	ERA
Feb 15, 2013	WESTERN ILLINOIS	9.0	3	1	1	2	8	0	0	1	0	0	0	0	0	9-1	1	0	0	1.00
Feb 16, 2013	WESTERN ILLINOIS	9.0	8	2	2	1	8	2	0	0	0	0	1	1	0	7-2	2	0	0	1.50
Feb 17, 2013	WESTERN ILLINOIS	9.0	9	7	4	3	7	0	0	0	1	0	0	0	0	5-7	2	1	0	2.33
Feb 19, 2013	NEW ORLEANS	7.0	1	0	0	4	9	0	0	0	0	0	0	0	0	14-0	3	1	0	1.85
Feb 19, 2013	NEW ORLEANS	9.0	4	0	0	3	6	0	0	0	0	0	0	1	0	3-0	4	1	1	1.47
Feb 22, 2013	EVANSVILLE	9.0	10	4	3	3	9	1	0	0	1	0	1	0	0	10-4	5	1	1	1.73
Feb 23, 2013	EVANSVILLE	9.0	5	2	2	4	8	0	0	0	4	0	0	0	0	5-2	6	1	2	1.77
Feb 24, 2013	EVANSVILLE	9.0	3	2	0	3	8	0	0	0	0	0	0	1	0	10-2	7	1	2	1.54
Feb 28, 2013	vs. No. 25 Arizona St.^	8.0	7	3	2	2	6	1	0	0	1	0	1	2	0	2-3	7	2	2	1.62
Mar 01, 2013	vs. Gonzaga^	9.0	9	3	2	1	3	1	0	0	1	0	2	1	0	0-3	7	3	2	1.66
Mar 02, 2013	vs. No. 25 Arizona St.^	8.0	6	3	3	1	12	2	0	0	1	0	1	1	0	1-3	7	4	2	1.80
Mar 03, 2013	vs. Pacific^	8.2	12	4	2	1	7	3	0	0	0	0	1	1	0	3-4	7	5	2	1.82
Mar 07, 2013	SAN DIEGO ST.	9.0	6	0	0	3	3	0	0	0	0	0	0	4	0	2-0	8	5	3	1.68
Mar 08, 2013	SAN DIEGO ST.	9.0	7	3	3	9	12	2	0	1	1	0	0	0	0	4-3	9	5	3	1.78
Mar 09, 2013	SAN DIEGO ST.	9.0	2	2	2	4	9	0	0	0	0	0	0	1	0	8-2	10	5	3	1.79
Mar 09, 2013	SAN DIEGO ST.	9.0	7	1	1	0	5	1	0	0	0	0	0	1	0	4-1	11	5	3	1.74
Mar 12, 2013	ALABAMA A&M	9.0	4	2	1	5	14	0	0	0	1	1	0	1	0	20-2	12	5	4	1.70
Mar 13, 2013	ALABAMA A&M	9.0	2	0	0	1	13	0	0	0	0	0	0	0	0	13-0	13	5	4	1.60
Mar 15, 2013	No. 8 OLE MISS*	9.0	10	7	7	3	5	1	0	2	1	0	0	0	0	1-7	13	6	4	1.89
Mar 16, 2013	No. 8 OLE MISS*	9.0	9	1	1	0	6	0	0	0	1	0	0	1	0	10-1	14	6	4	1.84
Mar 17, 2013	No. 8 OLE MISS*	13.0	9	6	2	8	7	1	0	0	1	0	1	1	1	4-6	14	7	4	1.81
Mar 22, 2013	at No. 6 South Carolina*	9.0	6	3	3	5	9	2	0	0	0	0	0	2	0	15-3	15	7	4	1.87
Mar 23, 2013	at No. 6 South Carolina*	9.0	3	2	0	1	7	0	0	0	0	0	0	1	0	4-2	16	7	4	1.79
Mar 24, 2013	at No. 6 South Carolina*	11.0	6	3	1	6	11	0	0	0	0	1	2	1	1	5-3	17	7	5	1.74
Mar 26, 2013	MISSISSIPPI VALLEY ST.	9.0	2	0	0	4	8	0	0	0	0	0	1	0	0	6-0	18	7	5	1.67
Mar 27, 2013	vs. Mississippi Valley St.%	9.0	6	1	1	0	14	1	0	0	1	0	1	0	0	2-1	19	7	6	1.64
Mar 29, 2013	No. 15 MISSISSIPPI ST.*	9.0	11	4	3	2	7	2	0	0	0	0	1	0	1	5-4	20	7	7	1.69
Mar 30, 2013	No. 15 MISSISSIPPI ST.*	9.0	6	4	2	5	10	1	0	0	1	1	1	1	1	1-4	20	8	7	1.70
Mar 31, 2013	No. 15 MISSISSIPPI ST.*	9.0	5	1	1	2	7	0	0	1	0	1	0	0	0	3-1	21	8	8	1.68
Apr 04, 2013	at Alabama*	9.0	4	1	0	6	10	0	0	0	1	0	0	0	0	3-1	22	8	9	1.62
Apr 05, 2013	at Alabama*	9.0	4	0	0	0	6	0	0	0	0	0	1	3	0	6-0	23	8	9	1.57
Apr 06, 2013	at Alabama*	8.0	12	5	2	2	5	1	0	1	1	0	1	1	1	0-5	23	9	9	1.59
Apr 09, 2013	NEW MEXICO	9.0	9	3	0	5	7	0	0	0	2	0	3	1	0	0-3	23	10	9	1.54
Apr 09, 2013	NEW MEXICO	9.0	6	3	2	4	7	1	0	0	0	0	0	1	1	4-3	24	10	9	1.56
Apr 12, 2013	No. 2 LSU*	9.0	7	6	3	2	9	0	0	1	1	0	2	1	0	2-6	24	11	9	1.60
Apr 13, 2013	No. 2 LSU*	9.0	7	3	3	5	7	0	0	0	1	0	0	0	0	8-3	25	11	9	1.64
Apr 14, 2013	No. 2 LSU*	10.0	8	5	5	2	6	1	0	1	0	0	1	0	0	3-5	25	12	9	1.72
Apr 16, 2013	at Nebraska	8.0	5	3	3	3	9	1	0	0	0	0	1	2	0	0-3	25	13	9	1.76
Apr 16, 2013	at Nebraska	8.0	7	4	2	2	3	0	0	1	0	0	0	1	0	2-4	25	14	9	1.77
Apr 19, 2013	TEXAS A&M*	9.0	9	5	4	6	11	2	0	1	0	0	0	1	0	3-5	25	15	9	1.83
Apr 20, 2013	TEXAS A&M*	9.0	8	2	2	3	11	1	0	0	1	0	0	1	0	12-2	26	15	10	1.83
Apr 21, 2013	TEXAS A&M*	9.0	3	1	1	4	10	0	0	1	1	0	0	2	0	2-1	27	15	11	1.81
Apr 26, 2013	at Georgia*	9.0	6	0	0	2	9	0	0	0	0	0	0	0	0	2-0	28	15	12	1.77
Apr 27, 2013	at Georgia*	9.0	8	1	1	4	5	0	0	0	1	0	1	1	0	2-1	29	15	13	1.75
Apr 30, 2013	MISSOURI ST.	9.0	5	3	3	2	9	1	0	1	1	0	0	0	0	6-3	30	15	14	1.78
May 03, 2013	at No. 23 Kentucky*	9.0	7	1	1	4	7	0	0	0	1	0	2	1	0	2-1	31	15	15	1.76
May 04, 2013	at No. 23 Kentucky*	9.0	7	3	3	2	7	1	0	2	0	0	0	0	0	5-3	32	15	16	1.79
May 04, 2013	at No. 23 Kentucky*	8.2	8	4	1	2	8	0	0	1	1	0	2	0	0	3-4	32	16	16	1.77
May 10, 2013	TENNESSEE*	9.0	13	8	7	1	14	2	0	1	2	0	1	0	0	3-8	32	17	16	1.88
May 11, 2013	TENNESSEE*	9.0	7	1	1	3	12	2	0	0	2	0	2	1	0	11-1	33	17	16	1.86
May 12, 2013	TENNESSEE*	9.0	6	2	2	4	7	0	0	0	1	0	2	1	0	10-2	34	17	16	1.87
May 16, 2013	at Auburn*	8.0	10	3	0	1	7	1	0	0	0	0	1	3	1	0-3	34	18	16	1.83
May 17, 2013	at Auburn*	9.0	6	0	0	4	7	1	0	0	0	0	0	0	0	1-0	35	18	17	1.80
May 18, 2013	at Auburn*	8.0	14	11	7	8	7	1	0	1	2	0	1	3	1	6-11	35	19	17	1.90
May 22, 2013	vs. No. 21 Ole Miss!	10.0	6	1	1	1	6	1	0	0	1	0	0	2	1	2-1	36	19	17	1.88
May 23, 2013	vs. No. 2 LSU!	9.0	6	1	0	3	5	0	0	0	0	0	0	0	0	4-1	37	19	18	1.85
May 25, 2013	vs. No. 2 LSU!	9.0	9	3	3	7	4	2	0	0	0	0	0	1	0	1-3	37	20	18	1.87
May 31, 2013	vs. Bryant+	9.0	11	4	3	0	9	0	1	0	0	0	0	2	0	1-4	37	21	18	1.89
Jun 01, 2013	vs. Wichita St. +	9.0	2	1	1	6	5	0	0	1	0	0	0	1	0	3-1	38	21	19	1.87
Jun 02, 2013	vs. Bryant+	9.0	8	3	2	4	5	0	0	1	1	1	0	4	0	12-3	39	21	19	1.87
Jun 02, 2013	at #17 Kansas St. +	9.0	7	4	3	7	5	0	0	0	3	0	0	3	0	3-4	39	22	19	1.89
Totals		547.1	413	166	115	195	477	40	1	19	40	5	35	59	9	298-166	39	22	19	1.89

^ - Coca-Cola Classic • \* - Southeastern Conference game • % - Game played in North Little Rock • ! - SEC Tournament • + - NCAA Manhattan Regional

# TEAM & INDIVIDUAL GAME HIGHS

## TEAM SUPERLATIVES

### Batting:

At bats:	48, vs. Ole Miss (March 17, 2013)
Runs scored:	20, vs. Alabama A&M (March 12, 2013)
Hits:	18, vs. Alabama A&M (March 13, 2013)
RBI:	20, vs. Alabama A&M (March 12, 2013)
Doubles:	5, vs. Alabama A&M (March 13, 2013)
	5, vs. Texas A&M (April 20, 2013)
Triples:	2, vs. Tennessee (May 11, 2013)
	2, at Auburn (May 18, 2013)
Home runs:	2, four times
Total bases:	28, vs. Texas A&M (April 20, 2013)
Walks:	19, vs. Alabama A&M (March 12, 2013)
Strikeouts:	12, at South Carolina (March 24, 2013)
Sac hits:	3, four times
Sac flies:	4, vs. Alabama A&M (March 13, 2013)
	4, vs. Tennessee (May 11, 2013)
Stolen bases:	6, vs. New Orleans (February 19, 2013)
Hit by pitch:	3, vs. Evansville (Feb. 23, 2013)
	3, vs. Tennessee (May 11, 2013)
	3, vs. Bryant (June 2, 2013)
Caught stealing:	2, four times
Runners LOB:	14, vs. New Orleans (February 19, 2013)
	14, vs. Alabama (March 12, 2013)
Hit into DP:	3, vs. Bryant (May 31, 2013)

### Fielding:

Putouts:	39, vs. Ole Miss (March 17, 2013)
Assists:	20, vs. Ole Miss (March 17, 2013)
Errors:	5, vs. Ole Miss (March 17, 2013)
	5, at Alabama (April 6, 2013)
Passed balls:	1, seven times
DPs turned:	4, vs. San Diego State (March 7, 2013)
	4, vs. Bryant (June 2, 2013)

### Pitching:

Innings pitched:	13.0, vs. Ole Miss (March 17, 2013)
Runs allowed:	11, at Auburn (May 18, 2013)
Earned Runs:	7, vs. Ole Miss (March 15, 2013)
	7, vs. Tennessee (May 10, 2013)
	7, at Auburn (May 18, 2013)
Walks allowed:	9, vs. San Diego State (March 8, 2013)
Strikeouts:	14, vs. Alabama A&M (March 12, 2013)
	14, vs. Mississippi Valley State (March 27, 2013)
	14, vs. Tennessee (May 10, 2013)
Hits allowed:	14, at Auburn (May 18, 2013)
Doubles allowed:	3, vs. Pacific (March 3, 2013)
Triples allowed:	1, vs. Bryant (May 31, 2013)
Homers allowed:	2, vs. Ole Miss (March 15, 2013)
	2, at Kentucky (May 4, 2013)
Wild pitches:	4, vs. Evansville (February 23, 2013)
Hit batters:	3, vs. New Mexico (April 9, 2013)

## INDIVIDUAL SUPERLATIVES

### Batting:

At bats:	6, 11 times
Runs scored:	4, Brian Anderson vs. New Orleans (February 19, 2013)
	4, Brian Anderson vs. Tennessee (May 11, 2013)
Hits:	4, Brian Anderson vs. Alabama A&M (March 13, 2013)
	4, Brian Anderson vs. Tennessee (May 11, 2013)
RBI:	5, Isaac Hellbusch vs. Alabama A&M (March 12, 2013)
	5, Tyler Spoon at South Carolina (March 24, 2013)
	5, Jordan Farris vs. Texas A&M (April 20, 2013)
Doubles:	2, Brian Anderson vs. Western Illinois (February 17, 2013)
	2, Matt Vinson at South Carolina (March 24, 2013)
	2, Brett McAfee vs. Bryant (June 2, 2013)
Triples:	1, 12 times
Home runs:	1, 27 times
Total bases:	9, Brian Anderson vs. Tennessee (May 11, 2013)
Walks:	4, Jacob Mahan vs. Alabama A&M (March 12, 2013)
Strikeouts:	3, 11 times
Sac hits:	2, Willie Schwanke at South Carolina (March 23, 2013)
	2, Joe Serrano vs. Texas A&M (April 19, 2013)
	2, Brett McAfee at Kentucky (May 4, 2013)
Sac flies:	2, Jacob Morris at Alabama (April 5, 2013)
Stolen bases:	3, Jacob Morris vs. New Orleans (February 19, 2013)
Hit by pitch:	2, Brian Anderson at Kentucky (May 4, 2013)
Caught stealing:	1, 18 times
Runners LOB:	7, Matt Vinson vs. New Orleans (February 19, 2013)
	7, Jacob Mahan vs. Evansville (Feb. 23, 2013)
	7, Tyler Spoon vs. Bryant (June 2, 2013)

### Fielding:

Putouts:	15, Dominic Ficociello vs. Ole Miss (May 22, 2013)
	15, Eric Fisher vs. Wichita State (June 1, 2013)
Assists:	8, Brian Anderson vs. Ole Miss (March 17, 2013)
Errors:	2, eight times
Passed balls:	1, seven times

### Pitching:

Innings pitched:	9.0, Ryne Stanek at South Carolina (March 23, 2013)
Runs allowed:	7, Trey Killian vs. Ole Miss (March 15, 2013)
Earned Runs:	7, Trey Killian vs. Ole Miss (March 15, 2013)
Walks allowed:	6, Ryne Stanek vs. Wichita State (June 1, 2013)
Strikeouts:	9, Trey Killian vs. Arizona State (March 2, 2013)
	9, Ryne Stanek vs. Texas A&M (April 20, 2013)
	9, Ryne Stanek vs. Tennessee (May 11, 2013)
	9, Barrett Astin at Auburn (May 16, 2013)
Hits allowed:	3, Randall Fant vs. Pacific (March 3, 2013)
Doubles allowed:	1, Jalen Beeks vs. Bryant (May 31, 2013)
Triples allowed:	2, Trey Killian vs. Ole Miss (March 15, 2013)
Homers allowed:	2, Ryne Stanek at Kentucky (May 4, 2013)
Wild pitches:	2, Colby Suggs vs. Evansville (February 23, 2013)
	2, Ryne Stanek vs. Tennessee (May 11, 2013)
	2, Jalen Beeks vs. Kansas State (June 2, 2013)
	2, Trey Killian vs. New Mexico (April 9, 2013)
	2, Barrett Astin vs. LSU (April 12, 2013)
Hit batters:	2, Randall Fant vs. Tennessee (May 12, 2013)



Brian Anderson had a single-game team high four hits vs. Alabama A&M and Tennessee.



Ryne Stanek threw Arkansas' only complete game of the 2013 season on March 23 in a 4-2 victory at South Carolina.

# MISCELLANEOUS STATS

## SERIES STATS

Batting	W-L	Avg.	R	H	2B	3B	HR	RBI	BB	SO
Western Illinois	2-1	.306	21	30	4	1	1	19	20	13
New Orleans	2-0	.297	17	19	3	0	2	14	17	3
Evansville	3-0	.327	25	33	2	0	4	22	13	13
Coca-Cola Classic	0-4	.233	6	31	2	2	0	6	5	32
San Diego State	4-0	.258	18	31	3	1	2	15	13	23
Alabama A&M	2-0	.421	33	32	6	1	1	32	20	12
Ole Miss	1-2	.216	15	24	4	0	0	11	12	28
at South Carolina	3-0	.297	24	35	6	0	2	21	13	31
Mississippi Valley State	2-0	.254	8	17	6	0	1	7	5	10
Mississippi State	2-1	.202	9	18	2	1	0	8	12	14
at Alabama	2-1	.288	9	30	4	0	0	8	10	20
New Mexico	1-1	.242	4	16	2	0	1	4	10	13
LSU	1-2	.235	13	23	2	0	3	13	9	22
at Nebraska	0-2	.117	2	7	1	0	1	2	8	8
Texas A&M	2-1	.323	17	31	7	1	2	16	8	13
at Georgia	2-0	.138	4	8	1	0	0	4	6	11
Missouri State	1-0	.259	6	7	1	0	0	6	6	3
at Kentucky	2-1	.250	10	24	2	0	3	9	9	20
Tennessee	2-1	.300	24	30	6	3	3	22	13	19
at Auburn	1-2	.191	7	18	2	2	1	7	10	18
SEC Tournament	2-1	.238	7	24	2	0	0	5	8	24
NCAA Manhattan Regional	2-2	.261	19	36	7	0	0	19	15	28

Pitching	W-L	ERA	H	R	ER	BB	SO	SV	Score
Western Illinois	2-1	2.33	20	10	7	6	23	0	21-10
New Orleans	2-0	0.00	5	0	0	7	15	1	17-0
Evansville	3-0	1.67	18	8	5	10	25	1	25-8
Coca-Cola Classic	0-4	2.41	34	13	9	5	28	0	6-13
San Diego State	4-0	1.50	22	6	6	16	29	1	18-6
Alabama A&M	2-0	0.50	6	2	1	6	27	1	33-2
Ole Miss	1-2	2.90	28	14	10	11	18	0	15-14
at South Carolina	3-0	1.24	15	8	4	12	27	1	24-8
Mississippi Valley State	2-0	0.50	8	1	1	4	22	1	8-1
Mississippi State	2-1	2.00	22	9	6	9	24	2	9-9
at Alabama	2-1	0.69	20	6	2	8	21	1	9-6
New Mexico	1-1	1.00	15	6	2	9	14	0	4-6
LSU	1-2	3.54	22	14	11	9	22	0	13-14
at Nebraska	0-2	2.81	12	7	5	5	12	0	2-7
Texas A&M	2-1	2.33	20	8	7	13	32	2	17-8
at Georgia	2-0	0.50	14	1	1	6	14	2	4-1
Missouri State	1-0	3.00	5	3	3	2	9	1	6-3
at Kentucky	2-1	1.69	22	8	5	8	22	2	10-8
Tennessee	2-1	3.33	26	11	10	8	33	0	24-11
at Auburn	1-2	2.52	30	14	7	13	21	1	7-14
SEC Tournament	2-1	1.29	21	5	4	11	15	1	7-5
NCAA Manhattan Regional	2-2	2.25	28	12	9	17	24	1	19-12

## MISCELLANEOUS BATTING

Multiple Hit Games	2	3	4	5+	Tot
1 Brian Anderson	17	3	2	--	22
10 Joe Serrano	17	3	--	--	20
20 Matt Vinson	11	7	--	--	18
8 Tyler Spoon	12	5	--	--	17
3 Jacob Mahan	10	3	--	--	13
5 Brett McAfee	11	1	--	--	12
19 Jake Wise	9	1	--	--	10
29 Eric Fisher	9	--	--	--	9
25 Dominic Ficociello	6	3	--	--	9
12 Jordan Farris	3	2	--	--	5
6 Willie Schwanke	--	2	--	--	2
13 Michael Gunn	2	--	--	--	2
27 Jean Ramirez	--	1	--	--	1
28 Isaac Hellbusch	1	--	--	--	1
<b>Total</b>	<b>108</b>	<b>31</b>	<b>2</b>	<b>0</b>	<b>141</b>

Multiple RBI Games	2	3	4	5+	Tot
1 Brian Anderson	9	2	1	--	12
8 Tyler Spoon	5	4	1	1	11
12 Jordan Farris	3	1	1	1	6
20 Matt Vinson	5	--	1	--	6
25 Dominic Ficociello	3	2	--	--	5
3 Jacob Mahan	3	1	1	--	5
19 Jake Wise	1	2	1	--	4
5 Brett McAfee	2	1	--	--	3
29 Eric Fisher	2	1	--	--	3
10 Joe Serrano	3	--	--	--	3
4 Jacob Morris	3	--	--	--	3
13 Michael Gunn	1	--	--	--	1
28 Isaac Hellbusch	--	--	--	1	1
6 Willie Schwanke	--	1	--	--	1
<b>Total</b>	<b>40</b>	<b>15</b>	<b>6</b>	<b>3</b>	<b>64</b>

Hitting Streaks	Longest	Current
8 Tyler Spoon	16	--
3 Jacob Mahan	14	--
4 Jacob Morris	9	--
20 Matt Vinson	9	1
25 Dominic Ficociello	6	2
1 Brian Anderson	6	1
19 Jake Wise	5	1
10 Joe Serrano	5	3
12 Jordan Farris	4	--
29 Eric Fisher	4	3
5 Brett McAfee	4	3
6 Willie Schwanke	3	--
28 Isaac Hellbusch	2	--
13 Michael Gunn	2	1
27 Jean Ramirez	1	1


Reached Base Streaks	Longest	Current
8 Tyler Spoon	20	--
1 Brian Anderson	17	2
5 Brett McAfee	14	5
3 Jacob Mahan	14	--
20 Matt Vinson	13	1
4 Jacob Morris	11	--
10 Joe Serrano	10	3
25 Dominic Ficociello	8	4
29 Eric Fisher	8	3
19 Jake Wise	6	3
12 Jordan Farris	5	--
6 Willie Schwanke	4	--
27 Jean Ramirez	3	3
13 Michael Gunn	3	1
28 Isaac Hellbusch	2	--



# RAZORBACK HOME RUN CHART

No.	Player	Gm#	Date	Opponent	Pitcher	On Base	Inn	Outs	Count	Score	Final
1.	Eric Fisher	1	Feb 15	Western Illinois	Smith	* 0...	3	0	1-1	2-0	W 9-1
2.	Tyler Spoon	4	Feb 19	New Orleans	D. Martinez	.1..	1	1	0-0	0-0	W 14-0
3.	Willie Schwanke	4	Feb 19	New Orleans	N. Schiro	.1..	6	1	2-0	12-0	W 14-0
4.	Jake Wise	6	Feb 22	Evansville	Freeland	.1..	2	1	2-1	0-2	W 10-4
5.	Jordan Farris	6	Feb 22	Evansville	Miller	..2.	7	2	2-1	7-4	W 10-4
6.	Tyler Spoon	7	Feb 23	Evansville	Naumann	...3	8	1	1-0	1-1	W 5-2
7.	Jacob Mahan	8	Feb 24	Evansville	Lloyd	0...	6	1	1-1	3-2	W 10-2
8.	Joe Serrano	14	Mar 08	San Diego State	HEPNER	0...	9	2	1-0	3-3	W 4-3
9.	Tyler Spoon	15	Mar 09	San Diego State	DORAN	* 0...	5	0	2-2	2-0	W 8-2
10.	Isaac Hellbusch	17	Mar 12	Alabama A&M	TUCKER, Sanch	.1..	4	0	0-0	1-1	W 20-2
11.	Brian Anderson	22	Mar 22	at South Carolina	Koumas	.1..	4	2	0-0	7-0	W 15-3
12.	Matt Vinson	23	Mar 23	at South Carolina	Belcher	0...	8	1	2-2	3-1	W 4-2
13.	Dominic Ficociello	25	Mar 26	Miss. Valley State	Lacy	0...	4	1	1-0	1-0	W 6-0
14.	Brian Anderson	34	Apr 09	New Mexico	MATHIS, Will	* 0...	4	0	0-1	1-3	W 4-3
15.	Eric Fisher	35	Apr 12	LSU	Nola	.1..	7	2	0-0	0-5	L 2-6
16.	Jake Wise	36	Apr 13	LSU	Eades	..2.	4	1	0-0	0-0	W 8-3
17.	Jordan Farris	37	Apr 14	LSU	Glenn	* 0...	3	0	2-1	1-3	L 3-5
18.	Jacob Mahan	39	Apr 16	at Nebraska	Pierce, B.	0...	5	1	1-0	0-1	L 2-4
19.	Jordan Farris	41	Apr 20	Texas A&M	Ray, C.	.1..	3	1	1-1	4-0	W 12-2
20.	Dominic Ficociello	41	Apr 20	Texas A&M	Ray, C.	.1..	5	0	2-0	6-1	W 12-2
21.	Jake Wise	46	May 03	at Kentucky	A.J. Reed	* 0...	5	0	0-1	0-0	W 2-1
22.	Tyler Spoon	47	May 04	at Kentucky	C. Littrell	.1..	1	1	0-0	0-0	W 5-3
23.	Brian Anderson	47	May 04	at Kentucky	C. Littrell	.1..	3	2	1-0	2-1	W 5-3
24.	Dominic Ficociello	49	May 10	Tennessee	GODLEY	.1..	4	2	0-2	0-1	L 3-8
25.	Brian Anderson	50	May 11	Tennessee	COX	.1..	4	2	2-2	3-0	W 11-1
26.	Matt Vinson	51	May 12	Tennessee	OWENBY	* 0...	6	0	0-1	8-0	W 10-2
27.	Brett McAfee	54	May 18	at Auburn	Camp, J.	* 0...	3	0	0-1	1-1	L 6-11

\* - leadoff home run



Tyler Spoon tied for the team lead with four home runs in 2013.



Joe Serrano hit a walk-off home run to lift Arkansas to a 4-3 win vs. San Diego State.

# HONORS & AWARDS

## Brian Anderson

### Postseason

- All-SEC Second Team
- SEC Spring Academic Honor Roll

## Barrett Astin

### Preseason

- NCBWA Stopper of the Year Award Watch List

### In-Season

- SEC Pitcher of the Week (April 29)
- USA Baseball Golden Spikes Award Watch List
- SEC Baseball Community Service Team

### Postseason

- Drafted in 2013 MLB Draft - Milwaukee Brewers, Third Round

## Trent Daniel

### Postseason

- Drafted in 2013 MLB Draft - Colorado Rockies, 17th Round

## Randall Fant

### Postseason

- Drafted in 2013 MLB Draft - Houston Astros, 29th Round

## Dominic Ficociello

### Preseason

- Collegiate Baseball Preseason All-American (Third Team)

### Postseason

- Drafted in 2013 MLB Draft - Detroit Tigers, 12th Round

## Eric Fisher

### Postseason

- Drafted in 2013 MLB Draft - Miami Marlins, 30th Round
- SEC Spring Academic Honor Roll

## Michael Gunn

### Postseason

- SEC Spring Academic Honor Roll

## Trey Killian

### In-Season

- SEC Freshman of the Week (March 11)

## Brett McAfee

### Preseason

- Perfect Game SEC's Top Transfer

### In-Season

- NCAA Manhattan Regional All-Tournament Team

## Brandon Moore

### Postseason

- Drafted in 2013 MLB Draft - Milwaukee Brewers, 17th Round
- SEC Spring Academic Honor Roll

## Jacob Morris

### Postseason

- Drafted in 2013 MLB Draft - Chicago White Sox, 24th Round
- SEC Spring Academic Honor Roll

## Colin Poche

### In-Season

- SEC Freshman of the Week (Feb. 25)

## Joe Serrano

### Postseason

- SEC Spring Academic Honor Roll

## Landon Simpson

### Postseason

- SEC Spring Academic Honor Roll

## Tyler Spoon

### In-Season

- SEC Freshman of the Week (April 1)
- SEC Tournament All-Tournament Team
- NCAA Manhattan Regional All-Tournament Team

### Postseason

- Collegiate Baseball Freshman All-American

## Colby Suggs

### Preseason

- Baseball America Preseason All-American (First Team)
- Perfect Game Preseason All-American (First Team)
- Perfect Game All-SEC Team
- Collegiate Baseball Preseason All-American (Third Team)
- NCBWA Preseason All-American (Third Team)
- NCBWA Stopper of the Year Watch List

### Postseason

- Drafted in 2013 MLB Draft - Miami Marlins, 2nd Round

## Ryne Stanek

### Preseason

- Baseball America Preseason All-American (First Team)
- Baseball America SEC Pitcher of the Year
- Perfect Game Preseason All-American (First Team)
- Perfect Game SEC Pitcher of the Year
- Perfect Game All-SEC Team
- Collegiate Baseball Preseason All-American (Second Team)

### In-Season

- SEC Pitcher of the Week (March 25)
- USA Baseball Golden Spikes Award Semifinalist
- SEC Tournament All-Tournament Team
- NCAA Manhattan Regional All-Tournament Team

### Postseason

- Drafted in 2013 MLB Draft - Tampa Bay Rays, First Round
- Baseball America All-American (Second Team)
- Collegiate Baseball All-American (Second Team)
- Perfect Game All-American (Second Team)
- All-SEC First Team
- ABCA All-Region Team (Second Team)

## Matt Vinson

### In-Season

- SEC Tournament All-Tournament Team

### Postseason

- Drafted in 2013 MLB Draft - Arizona Diamondbacks, 37th Round
- SEC Spring Academic Honor Roll

## Jake Wise

### In-Season

- Johnny Bench Award Watch List

## Tyler Wright

### Postseason

- Drafted in 2013 MLB Draft - Seattle Mariners, 26th Round



Barrett Astin was one of a school record 11 Razorbacks drafted in the 2013 MLB Draft. Astin was selected in the third round by the Milwaukee Brewers.



During the summer of 2013, 14 current Razorbacks continued playing in various locations around the nation. Arkansas was represented in the Cape Cod League, the Northwoods League, the Coastal Plain League and the Texas Collegiate League.

## **Cape Cod League**

Brian Anderson - Hyannis Harbor Hawks  
Jalen Beeks - Harwich Mariners  
Eric Fisher - Bourne Braves  
Michael Gunn - Hyannis Harbor Hawks  
Trey Killian - Wareham Gatemen  
Chris Oliver - Harwich Mariners  
Tyler Spoon - Hyannis Harbor Hawks

## **Northwoods League**

Jackson Lowery - Wisconsin Woodchucks  
Colin Poche - Willmar Stingers  
Garrett Rucker - Wisconsin Woodchucks  
Joe Serrano - Battle Creek Bombers  
Landon Simpson - Waterloo Bucks

## **Coastal Plain League**

Josh Alberius - Martinsville Mustangs

## **Texas Collegiate League**

Brett McAfee - East Texas Pump Jacks

*Jalen Beeks (left) was named a Cape Cod League All-Star after allowing less than one hit per inning, giving up 35 hits in 36.1 innings, and posting a 3.22 ERA in seven appearances, including six starts. Colin Poche (below) was ranked as the top prospect in the Northwoods League by Perfect Game, finishing the summer with a 6-2 record and 2.26 ERA. He led the Willmar Stingers with 59 strikeouts in 51.2 innings, and his six wins were also most on the team.*



*Brian Anderson (above) appeared in 38 games and hit .227 with one home run and nine RBI in the Cape Cod League. He also added six doubles, good for fourth on the team. Tyler Spoon (below) tied for the team lead with four home runs and was second on the team with 15 RBI. He also recorded 10 outfield assists and a .985 fielding percentage in 44 games.*





# DEPARTED PLAYER CAREER STATS



## Barrett Astin, RHP

Year	APP/GS	W-L	ERA	SV	IP	H	R	ER	BB	SO	2B	3B	HR	B/Avg.
2011	27/3	5-2	2.72	3	59.2	57	21	18	20	57	7	1	4	.257
2012	32/3	3-5	1.99	11	58.2	46	23	13	25	61	9	0	0	.210
2013	18/14	4-4	1.79	1	90.2	85	26	18	20	74	9	0	1	.250
<b>Totals</b>	<b>77/20</b>	<b>12-11</b>	<b>2.11</b>	<b>15</b>	<b>209.0</b>	<b>188</b>	<b>70</b>	<b>49</b>	<b>65</b>	<b>192</b>	<b>25</b>	<b>1</b>	<b>5</b>	<b>.241</b>



## Trent Daniel, LHP

Year	APP/GS	W-L	ERA	SV	IP	H	R	ER	BB	SO	2B	3B	HR	B/Avg.
2011	26/0	2-0	2.91	4	43.1	28	17	14	22	48	2	0	1	.184
2012	21/4	2-0	5.06	1	32.0	32	18	18	15	25	5	0	0	.267
2013	22/1	0-1	2.55	1	24.2	28	16	7	11	24	1	0	0	.304
<b>Totals</b>	<b>69/5</b>	<b>4-1</b>	<b>3.51</b>	<b>6</b>	<b>100.0</b>	<b>88</b>	<b>51</b>	<b>39</b>	<b>48</b>	<b>97</b>	<b>8</b>	<b>0</b>	<b>1</b>	<b>.242</b>



## Randall Fant, LHP

Year	APP/GS	W-L	ERA	SV	IP	H	R	ER	BB	SO	2B	3B	HR	B/Avg.
2010	10/10	3-2	4.37	0	35.0	29	21	17	10	25	7	1	10	.227
2011	20/11	3-5	3.89	0	69.1	67	33	30	15	35	12	1	3	.261
2012	15/14	2-3	3.27	0	52.1	59	20	19	11	39	11	0	2	.284
2013	14/14	6-1	2.03	0	66.2	50	17	15	19	52	5	0	7	.207
<b>Totals</b>	<b>59/49</b>	<b>14-11</b>	<b>3.26</b>	<b>0</b>	<b>223.1</b>	<b>205</b>	<b>91</b>	<b>81</b>	<b>55</b>	<b>151</b>	<b>35</b>	<b>2</b>	<b>22</b>	<b>.246</b>



## Jordan Farris, INF

Year	GP/GS	Avg.	AB	R	H	2B	3B	HR	RBI	Slug%	BB	SO	OBP	SB-A
2013	35/26	.222	99	14	22	6	0	3	20	.374	7	24	.269	3-4
<b>Totals</b>	<b>35/26</b>	<b>.222</b>	<b>99</b>	<b>14</b>	<b>22</b>	<b>6</b>	<b>0</b>	<b>3</b>	<b>20</b>	<b>.374</b>	<b>7</b>	<b>24</b>	<b>.269</b>	<b>3-4</b>



## Dominic Ficociello, INF

Year	GP/GS	Avg.	AB	R	H	2B	3B	HR	RBI	Slug%	BB	SO	OBP	SB-A
2011	61/59	.335	224	29	75	15	1	4	50	.464	6	45	.364	5-6
2012	67/67	.290	252	45	73	15	1	6	41	.429	35	42	.387	4-8
2013	46/45	.247	166	21	41	7	0	3	17	.343	16	31	.321	2-4
<b>Totals</b>	<b>174/171</b>	<b>.294</b>	<b>642</b>	<b>95</b>	<b>189</b>	<b>37</b>	<b>2</b>	<b>13</b>	<b>108</b>	<b>.419</b>	<b>57</b>	<b>118</b>	<b>.362</b>	<b>11-18</b>



## Issac Hellbusch, INF

Year	GP/GS	Avg.	AB	R	H	2B	3B	HR	RBI	Slug%	BB	SO	OBP	SB-A
2013	13/4	.190	21	1	4	1	0	1	6	.381	3	7	.320	0-0
<b>Totals</b>	<b>13/4</b>	<b>.190</b>	<b>21</b>	<b>1</b>	<b>4</b>	<b>1</b>	<b>0</b>	<b>1</b>	<b>6</b>	<b>.381</b>	<b>3</b>	<b>7</b>	<b>.320</b>	<b>0-0</b>



## Cade Lynch, LHP

Year	APP/GS	W-L	ERA	SV	IP	H	R	ER	BB	SO	2B	3B	HR	B/Avg.
2011	20/10	4-4	3.11	1	63.2	55	24	22	27	63	7	1	5	.237
2012	21/0	3-1	2.11	2	47.0	29	13	11	17	46	2	0	1	.180
2013	3/0	0-0	2.70	0	3.1	3	1	1	1	5	1	0	0	.231
<b>Totals</b>	<b>44/10</b>	<b>7-5</b>	<b>2.68</b>	<b>3</b>	<b>114.0</b>	<b>87</b>	<b>38</b>	<b>34</b>	<b>45</b>	<b>114</b>	<b>10</b>	<b>1</b>	<b>6</b>	<b>.214</b>



## Jacob Mahan, INF

Year	GP/GS	Avg.	AB	R	H	2B	3B	HR	RBI	Slug%	BB	SO	OBP	SB-A
2012	45/37	.257	144	15	37	3	0	0	18	.278	12	19	.321	2-2
2013	52/50	.281	185	28	52	7	0	2	23	.351	26	19	.387	1-2
<b>Totals</b>	<b>97/87</b>	<b>.271</b>	<b>329</b>	<b>43</b>	<b>89</b>	<b>10</b>	<b>0</b>	<b>2</b>	<b>41</b>	<b>.319</b>	<b>38</b>	<b>38</b>	<b>.359</b>	<b>3-4</b>

# DEPARTED PLAYER CAREER STATS



## Brandon Moore, RHP

Year	APP/GS	W-L	ERA	SV	IP	H	R	ER	BB	SO	2B	3B	HR	B/Avg.
2011	17/11	4-1	3.45	0	70.1	73	30	27	20	38	4	0	3	.281
2012	29/3	5-2	2.43	3	81.1	68	28	22	11	36	7	0	3	.230
2013	25/0	1-4	2.68	0	47.0	35	24	14	19	30	4	0	1	.215
<b>Totals</b>	<b>71/14</b>	<b>10-7</b>	<b>2.85</b>	<b>3</b>	<b>198.2</b>	<b>176</b>	<b>82</b>	<b>63</b>	<b>50</b>	<b>104</b>	<b>15</b>	<b>0</b>	<b>7</b>	<b>.245</b>



## Jacob Morris, OF

Year	GP/GS	Avg.	AB	R	H	2B	3B	HR	RBI	Slug%	BB	SO	OBP	SB-A
2011	23/18	.194	67	14	13	4	0	0	5	.254	11	26	.325	2-2
2012	52/49	.236	140	27	33	9	3	3	23	.407	21	50	.359	5-7
2013	41/29	.160	100	19	16	3	1	0	14	.210	16	37	.287	8-9
<b>Totals</b>	<b>116/96</b>	<b>.202</b>	<b>307</b>	<b>60</b>	<b>62</b>	<b>16</b>	<b>4</b>	<b>3</b>	<b>42</b>	<b>.309</b>	<b>48</b>	<b>113</b>	<b>.328</b>	<b>15-18</b>



## Jean Ramirez, C

Year	GP/GS	Avg.	AB	R	H	2B	3B	HR	RBI	Slug%	BB	SO	OBP	SB-A
2013	16/9	.172	29	7	5	1	0	0	1	.207	5	6	.294	0-0
<b>Totals</b>	<b>16/9</b>	<b>.172</b>	<b>29</b>	<b>7</b>	<b>5</b>	<b>1</b>	<b>0</b>	<b>0</b>	<b>1</b>	<b>.207</b>	<b>5</b>	<b>6</b>	<b>.294</b>	<b>0-0</b>



## Willie Schwanke, INF

Year	GP/GS	Avg.	AB	R	H	2B	3B	HR	RBI	Slug%	BB	SO	OBP	SB-A
2013	31/22	.214	70	9	15	0	0	1	5	.257	15	20	.353	0-0
<b>Totals</b>	<b>31/22</b>	<b>.214</b>	<b>70</b>	<b>9</b>	<b>15</b>	<b>0</b>	<b>0</b>	<b>1</b>	<b>5</b>	<b>.257</b>	<b>15</b>	<b>20</b>	<b>.353</b>	<b>0-0</b>



## Ryne Stanek, RHP

Year	APP/GS	W-L	ERA	SV	IP	H	R	ER	BB	SO	2B	3B	HR	B/Avg.
2011	15/12	4-2	3.94	1	64.0	50	32	28	26	41	7	0	6	.213
2012	17/17	8-4	2.82	0	92.2	75	33	29	36	83	9	1	2	.229
2013	16/16	10-2	1.39	0	97.1	72	23	15	41	79	8	0	5	.207
<b>Totals</b>	<b>48/45</b>	<b>22-8</b>	<b>2.55</b>	<b>1</b>	<b>254.0</b>	<b>197</b>	<b>88</b>	<b>72</b>	<b>103</b>	<b>203</b>	<b>24</b>	<b>1</b>	<b>13</b>	<b>.216</b>



## Colby Suggs, RHP

Year	APP/GS	W-L	ERA	SV	IP	H	R	ER	BB	SO	2B	3B	HR	B/Avg.
2011	12/0	2-1	0.90	0	20.0	8	5	2	17	22	2	0	0	.113
2012	30/0	7-1	1.38	0	39.0	26	6	6	19	36	4	0	2	.203
2013	23/0	0-0	1.74	13	20.2	10	4	4	17	29	0	0	0	.139
<b>Totals</b>	<b>65/0</b>	<b>9-2</b>	<b>1.36</b>	<b>13</b>	<b>79.2</b>	<b>44</b>	<b>15</b>	<b>12</b>	<b>53</b>	<b>87</b>	<b>6</b>	<b>0</b>	<b>2</b>	<b>.162</b>



## Matt Vinson, OF

Year	GP/GS	Avg.	AB	R	H	2B	3B	HR	RBI	Slug%	BB	SO	OBP	SB-A
2010	46/23	.204	93	24	19	3	2	3	15	.376	18	31	.339	2-2
2011	27/22	.221	77	9	17	5	1	2	8	.390	9	29	.302	2-2
2012	49/36	.217	120	16	23	5	1	0	13	.275	24	37	.345	2-5
2013	57-56	.286	213	37	61	8	3	2	24	.380	31	54	.376	8-9
<b>Totals</b>	<b>179/137</b>	<b>.245</b>	<b>503</b>	<b>86</b>	<b>123</b>	<b>21</b>	<b>7</b>	<b>7</b>	<b>60</b>	<b>.356</b>	<b>82</b>	<b>151</b>	<b>.350</b>	<b>14-18</b>



## Tyler Wright, LHP

Year	APP/GS	W-L	ERA	SV	IP	H	R	ER	BB	SO	2B	3B	HR	B/Avg.
2012	16/0	1-0	2.60	0	17.1	15	6	5	12	19	3	0	1	.234
2013	11/4	1-1	0.00	0	20.1	9	4	0	11	19	1	0	0	.134
<b>Totals</b>	<b>27/4</b>	<b>2-1</b>	<b>1.19</b>	<b>0</b>	<b>37.2</b>	<b>24</b>	<b>10</b>	<b>5</b>	<b>23</b>	<b>38</b>	<b>4</b>	<b>0</b>	<b>1</b>	<b>.183</b>



## 2013 SEC FINAL STANDINGS

## Eastern Division

School	SEC	Pct.	GB	All	Pct.	Home	Away	Neutral	vs. Division
%Vanderbilt	26-3	.897	--	54-12	.818	34-7	17-3	3-2	15-2
South Carolina	17-12	.586	9.0	43-20	.683	32-8	11-8	0-4	11-6
Florida	14-16	.467	12.5	29-30	.492	20-16	9-10	0-4	10-8
Kentucky	11-19	.367	15.5	30-25	.545	19-11	8-12	3-2	6-12
Missouri	10-20	.333	16.5	18-32	.360	13-13	5-17	0-2	7-11
Tennessee	8-20	.286	17.5	22-30	.423	13-14	7-14	2-2	5-11
Georgia	7-20	.259	18.0	21-32	.396	12-19	8-13	1-0	6-10

## Western Division

School	SEC	Pct.	GB	All	Pct.	Home	Away	Neutral	vs. Division
^LSU	23-7	.767	--	57-11	.838	39-4	13-4	5-3	13-5
Arkansas	18-11	.621	4.5	39-22	.639	24-9	10-7	5-6	9-9
#Mississippi State	16-14	.533	7.0	51-20	.718	33-8	10-9	8-3	11-7
Ole Miss	15-15	.500	8.0	38-24	.613	22-9	14-9	2-6	10-8
Alabama	14-15	.483	8.5	35-28	.556	22-9	10-13	3-6	6-11
Texas A&M	13-16	.448	9.5	34-29	.540	22-10	6-14	5-5	5-12
Auburn	13-17	.433	10.0	33-23	.589	22-12	9-10	2-1	8-10

% - SEC Champion; ^ - Western Division Champion; SEC Tournament Champion; # - National Runner-Up

## 2013 SEC TOURNAMENT RESULTS

## Tuesday, May 21

Game 1 - #6 Ole Miss 4, #11 Kentucky 1  
 Game 2 - #7 Alabama 6, #10 Auburn 3  
 Game 3 - #9 Texas A&M 6, #8 Florida 3  
 Game 4 - #5 Mississippi State 2, #12 Missouri 1 (17)

## Wednesday, May 22

Game 5 - #3 Arkansas 2, Ole Miss 1 (10)  
 Game 6 - #2 LSU 3, Alabama 0  
 Game 7 - Texas A&M 5, #1 Vanderbilt 0  
 Game 8 - Mississippi State 5, #4 South Carolina 3

## Thursday, May 23

Game 9 - Alabama 7, Ole Miss 5  
 Game 10 - Vanderbilt 4, South Carolina 3 (10)  
 Game 11 - Arkansas 4, LSU 1  
 Game 12 - Mississippi State 6, Texas A&M 4

## Friday, May 24

Game 13 - LSU 3, Alabama 2  
 Game 14 - Vanderbilt 3, Texas A&M 0

## Saturday, May 25

Game 15 - LSU 3, Arkansas 1  
 Game 16 - Vanderbilt 16, Mississippi State 8

## Sunday, May 26

Game 17 - LSU 5, Vanderbilt 4 (11)

## 2013 SEC HONORS

## SEC Player of the Year

Tony Kemp, Vanderbilt

## SEC Pitcher of the Year

Aaron Nola, LSU

## SEC Freshman of the Year

Alex Bregman, LSU

## SEC Scholar-Athlete of the Year

Sam Frost, Mississippi State

## SEC Coach of the Year

Tim Corbin, Vanderbilt

## All-SEC First Team

1B	Mason Katz, LSU
2B	Tony Kemp, Vanderbilt
3B	Christian Ibarra, LSU
SS	Alex Bregman, LSU
C	Stuart Turner, Ole Miss
OF	Hunter Renfroe, Mississippi State
OF	Mike Yastrzemski, Vanderbilt
OF	Raph Rhymes, LSU
DH/UTIL	Keaton Steele, Missouri
	A.J. Reed, Kentucky
P	Ryne Stanek, Arkansas
P	Aaron Nola, LSU
RP	Jonathan Holder, Mississippi State

## All-SEC Second Team

1B	Garrett Cooper, Auburn
2B	Brett Pirtle, Mississippi State
	JaCoby Jones, LSU
3B	Curt Powell, Georgia
	Andrew Mistone, Ole Miss
SS	Mike Reynolds, Texas A&M
	Mike White, Alabama
C	Grayson Greiner, South Carolina
OF	Connor Harrell, Vanderbilt
OF	Brian Anderson, Arkansas
OF	Krey Bratsen, Texas A&M
DH/UTIL	Daniel Mengden, Texas A&M
P	Tyler Beede, Vanderbilt
P	Bobby Wahl, Ole Miss
RP	Tyler Webb, South Carolina

## All-Freshman Team

1B	Josh Lester, Missouri
2B	Kyle Overstreet, Alabama
3B	Xavier Turner, Vanderbilt
SS	Alex Bregman, LSU
C	Greg Fettes, Kentucky
OF	Kyle Barrett, Kentucky
OF	Vincent Jackson, Tennessee
OF	Harrison Bader, Florida
DH/UTIL	Zander Wiel, Vanderbilt
P	Jack Wynkoop, South Carolina
P	Sean McLaughlin, Georgia
RP	Carson Fulmer, Vanderbilt
	Ray Castillo, Alabama

## All-Defensive Team

P	Daniel Mengden, Texas A&M
1B	Mason Katz, LSU
	Cole Lankford, Texas A&M
2B	Tony Kemp, Vanderbilt
3B	Christian Ibarra, LSU
SS	Adam Frazier, Mississippi State
C	Stuart Turner, Ole Miss
OF	Austin Cousino, Kentucky
OF	Mike Yastrzemski, Vanderbilt
OF	Hunter Renfroe, Mississippi State

## SEC Player of the Week

Week 1	Zack Powers, Florida
	J.T. Riddle, Kentucky
Week 2	LB Dantzler, South Carolina
Week 3	A.J. Reed, Kentucky
Week 4	Joey Pankake, South Carolina
Week 5	Mason Katz, LSU
Week 6	Alex Bregman, LSU
Week 7	Mason Katz, LSU
Week 8	Keaton Steele, Missouri
Week 9	Hunter Renfroe, Mississippi State
Week 10	Nick Ammirati, Mississippi State
Week 11	Tony Kemp, Vanderbilt
Week 12	Damek Tomscha, Auburn
Week 13	Tony Kemp, Vanderbilt
Week 14	Raph Rhymes, LSU

## SEC Pitcher of the Week

Week 1	Bobby Wahl, Ole Miss
Week 2	Philip Pfeifer, Vanderbilt
Week 3	Kevin Ziomek, Vanderbilt
Week 4	Kevin Ziomek, Vanderbilt
Week 5	Keaton Steele, Missouri
Week 6	Ryne Stanek, Arkansas
Week 7	Jonathon Crawford, Florida
Week 8	Kendall Graveman, Mississippi State
Week 9	Zack Godley, Tennessee
Week 10	Aaron Nola, LSU
	Bobby Wahl, Ole Miss
Week 11	Barrett Astin, Arkansas
Week 12	Aaron Nola, LSU
Week 13	Daniel Mengden, Texas A&M
	Mike Mayers, Ole Miss
Week 14	Conner Kendrick, Auburn

## SEC Freshman of the Week

Week 1	Mike White, Alabama
Week 2	Colin Poche, Arkansas
Week 3	Jonathan Moroney, Texas A&M
Week 4	Trey Killian, Arkansas
Week 5	Georgie Salem, Alabama
Week 6	Matt Kent, Texas A&M
Week 7	Tyler Spoon, Arkansas
Week 8	Max Schrock, South Carolina
Week 9	Harrison Bader, Florida
Week 10	Jack Wynkoop, South Carolina
Week 11	Jack Wynkoop, South Carolina
Week 12	Hunter Melton, Texas A&M
Week 13	Jordan Ebert, Auburn
Week 14	Chance Vincent, Alabama





# SEC TEAM STATS

## Hitting

Team	Avg.	G	AB	R	H	2B	3B	HR	RBI	TB	SLG%	BB	HBP	SO	GDP	OB%	SF	SH	SB-ATT	PO	A	E	FLD%
Vanderbilt	.313	66	2238	459	700	126	17	41	418	983	.439	295	91	394	40	.407	45	57	139-175	1788	644	58	.977
LSU	.305	68	2366	439	722	128	16	47	394	1023	.432	293	53	339	51	.389	36	42	54-79	1868	711	53	.980
Mississippi St.	.293	71	2432	414	713	104	15	30	370	937	.385	287	82	433	53	.382	34	57	58-78	1927	834	82	.971
South Carolina	.284	63	2113	377	601	103	13	52	342	886	.419	280	48	380	31	.375	37	37	62-90	1683	578	69	.970
Georgia	.279	53	1831	258	510	73	12	31	246	700	.382	168	24	360	45	.342	28	22	29-50	1416	581	50	.976
Ole Miss	.276	62	2073	323	573	91	10	23	291	753	.363	214	61	331	44	.356	31	48	46-84	1673	663	73	.970
Auburn	.275	56	1848	272	508	101	5	31	246	712	.385	214	40	353	47	.359	23	35	33-55	1478	615	66	.969
Tennessee	.275	52	1784	276	490	84	12	13	238	637	.357	192	63	359	14	.363	11	45	85-116	1394	541	63	.968
Texas A&M	.270	63	2047	278	553	93	17	26	250	758	.370	176	49	419	46	.339	20	62	85-117	1646	645	65	.972
Florida	.269	59	1983	286	533	78	7	28	247	709	.358	190	63	281	51	.347	30	37	55-81	1596	645	58	.975
Arkansas	.260	61	2015	298	524	75	12	27	270	704	.349	242	36	378	25	.346	27	52	49-67	1642	688	87	.964
Alabama	.259	63	2128	325	552	85	9	26	289	733	.344	222	57	392	51	.342	22	43	51-78	1722	760	60	.976
Kentucky	.255	55	1836	284	469	69	9	36	254	664	.362	226	86	372	34	.359	26	43	57-79	1486	629	58	.973
Missouri	.245	50	1643	205	402	64	9	15	185	529	.322	161	77	368	37	.338	13	29	20-35	1319	509	66	.965
<b>Totals</b>	<b>.277</b>	<b>842</b>	<b>28337</b>	<b>4494</b>	<b>7850</b>	<b>1274</b>	<b>163</b>	<b>426</b>	<b>4040</b>	<b>1072</b>	<b>.379</b>	<b>3160</b>	<b>830</b>	<b>5159</b>	<b>569</b>	<b>.362</b>	<b>383</b>	<b>609</b>	<b>823-1184</b>	<b>22638</b>	<b>9043</b>	<b>908</b>	<b>.972</b>

CI - Alabama 3, Ole Miss 2, Tennessee 1, LSU 1, Kentucky 1, Georgia 1, Florida 1.

## Pitching

Team	ERA	W-L	G	CG	SHO	SV	IP	H	R	ER	BB	SO	2B	3B	HR	B/AVG	WP	HP	BK	SFA	SHA
Arkansas	1.89	39-22	61	1	8/8	19	547.1	413	166	115	195	477	40	1	19	.211	40	35	5	14	46
LSU	2.40	57-11	68	5	9/6	16	622.2	488	195	166	172	506	68	8	21	.218	36	77	3	15	49
Vanderbilt	2.76	54-12	66	3	3/2	24	596.0	469	217	183	258	520	68	9	20	.220	50	64	4	17	46
Mississippi St.	2.79	51-20	71	3	6/5	24	642.1	533	255	199	234	588	71	6	21	.227	34	68	5	17	45
South Carolina	3.02	43-20	63	3	8/6	22	561.0	540	234	188	147	485	83	7	18	.251	24	45	3	16	46
Ole Miss	3.07	38-24	62	1	6/5	19	557.2	508	237	190	220	431	88	5	27	.245	34	36	6	21	50
Auburn	3.40	33-23	56	2	2/1	18	492.2	458	242	186	189	318	69	11	21	.250	29	37	4	19	43
Texas A&M	3.43	34-29	63	2	3/3	14	548.2	523	247	209	173	406	83	6	27	.255	33	60	12	16	52
Kentucky	3.58	30-25	55	0	2/2	12	495.1	516	248	197	144	373	93	10	30	.272	27	41	10	23	36
Alabama	3.70	35-28	63	3	3/2	21	574.0	545	278	236	259	438	95	8	24	.261	52	54	7	21	47
Missouri	3.87	18-32	50	5	3/2	6	440.0	484	242	189	152	342	62	10	33	.281	31	28	3	17	40
Florida	3.92	29-30	59	1	2/1	12	532.0	512	261	232	186	407	97	13	36	.254	31	74	8	12	37
Georgia	4.54	21-32	53	1	2/2	11	472.0	482	271	238	205	335	93	6	21	.273	58	52	5	27	34
Tennessee	5.37	22-30	52	6	4/2	9	464.2	521	315	277	191	325	111	17	40	.285	48	52	4	25	37
<b>Totals</b>	<b>3.35</b>	<b>504-338</b>	<b>842</b>	<b>36</b>	<b>61/47</b>	<b>227</b>	<b>7546.1</b>	<b>6992</b>	<b>3408</b>	<b>2805</b>	<b>2725</b>	<b>5951</b>	<b>1121</b>	<b>117</b>	<b>358</b>	<b>.249</b>	<b>527</b>	<b>723</b>	<b>79</b>	<b>260</b>	<b>608</b>

PB - Georgia 13, Texas A&M 11, Missouri 11, Alabama 10, Auburn 8, Arkansas 7, Vanderbilt 7, Ole Miss 6, LSU 5, Tennessee 5, S. Carolina 4, Kentucky 3, Florida 3, Miss. State 2.  
Pickoffs - Arkansas 16, Alabama 13, Kentucky 12, Florida 11, Auburn 11, Georgia 11, Vanderbilt 10, Texas A&M 9, Ole Miss 9, LSU 8, Tennessee 7, Missouri 6, Miss. State 6, S. Carolina 5.

## Fielding

Team	C	PO	A	E	FLD%	DPs	SBA	CSB	SBA%	PB	CI
LSU	2632	1868	711	53	.980	60	49	20	.710	5	1
Vanderbilt	2490	1788	644	58	.977	54	43	23	.652	7	0
Alabama	2542	1722	760	60	.976	80	42	44	.488	10	3
Georgia	2047	1416	581	50	.976	61	64	28	.696	13	1
Florida	2299	1596	645	58	.975	46	52	25	.675	3	1
Kentucky	2173	1486	629	58	.973	58	29	23	.558	3	1
Texas A&M	2356	1646	645	65	.972	44	51	22	.699	11	0
Mississippi St.	2843	1927	834	82	.971	80	44	16	.733	2	0
South Carolina	2330	1683	578	69	.970	39	26	19	.578	4	0
Ole Miss	2409	1673	663	73	.970	54	27	27	.500	6	2
Auburn	2159	1478	615	66	.969	50	27	25	.519	8	0
Tennessee	1998	1394	541	63	.968	38	54	19	.740	5	1
Missouri	1894	1319	509	66	.965	31	49	17	.742	11	0
Arkansas	2417	1642	688	87	.964	59	36	30	.545	7	0
<b>Totals</b>	<b>32589</b>	<b>22638</b>	<b>9043</b>	<b>908</b>	<b>.972</b>	<b>754</b>	<b>593</b>	<b>338</b>	<b>.637</b>	<b>95</b>	<b>10</b>



Randall Fant finished the 2013 season with a 2.03 ERA, helping the Razorbacks lead the SEC with a team ERA of 1.89.



# THE NEW **OF** BREED **SPEED**

**MAKO**

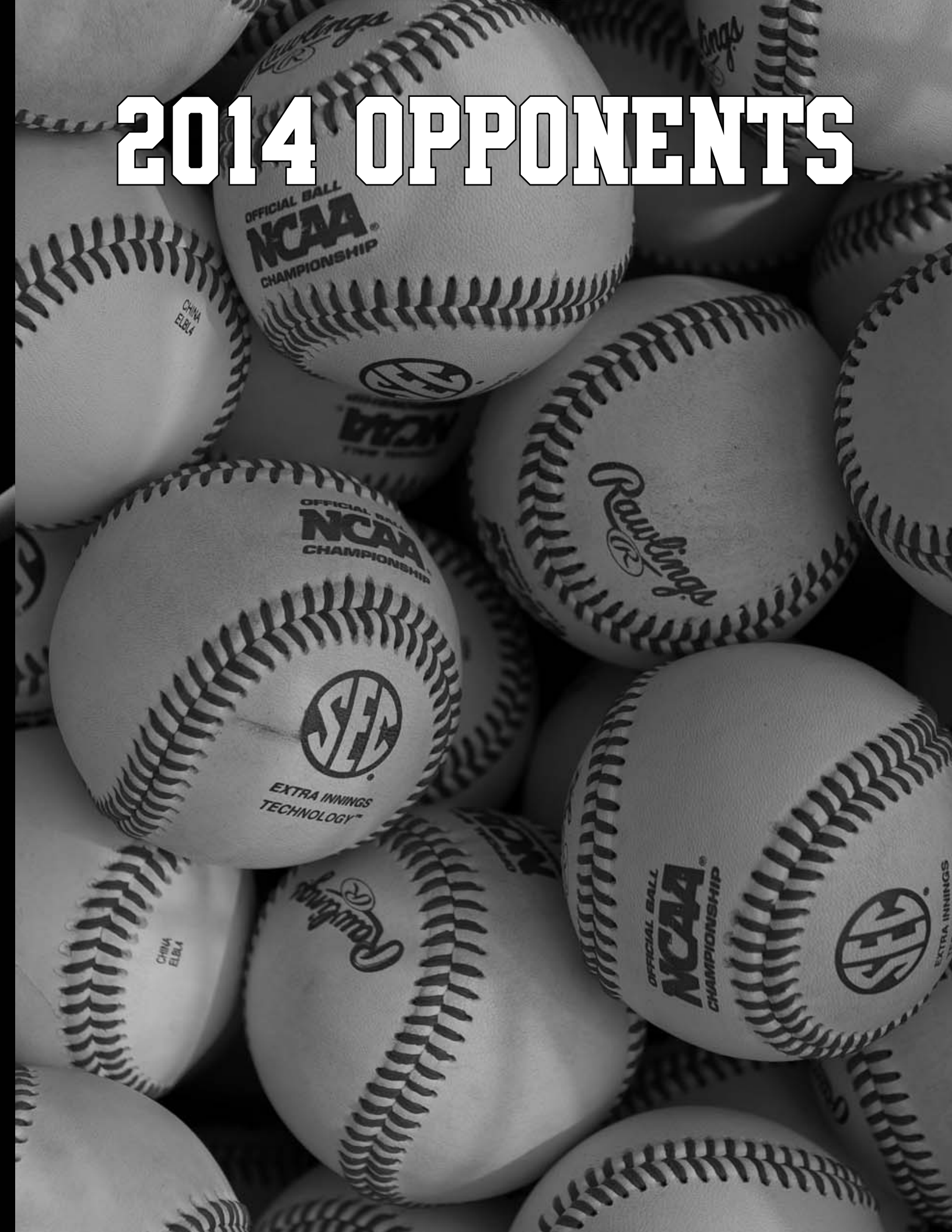
THE FASTEST SWING SPEED COMBINED  
WITH A MASSIVE SWEET SPOT

[EASTON.COM/POWERBRIGADE](http://EASTON.COM/POWERBRIGADE)



PROUD OFFICIAL SPONSOR OF ARKANSAS BASEBALL

# 2014 OPPONENTS





# 2014 OPPONENTS



## APPALACHIAN STATE

February 14-16, 2014  
Fayetteville, Ark. (Baum Stadium)

### General Information

Location..... Boone, N.C.  
Enrollment ..... 17,589  
Nickname..... Mountaineers  
Conference ..... Southern  
Colors ..... Black and Gold  
Chancellor..... Dr. Kenneth E. Peacock  
Athletic Director ..... Charlie Cobb  
Stadium..... Beaver Field at Jim and Bettie Smith Stadium (1,000)  
Dimensions (L-R) ..... 330-400-330  
Press Box Phone..... 828-262-2016

### Baseball Information

Head Coach ..... Billy Jones  
Alma Mater/Year..... Oregon State, 2001  
Overall Record ..... 72-58 (3 yrs)  
Record at School ..... 30-24 (1 yr)  
Assistant Coaches ..... Michael Rogers  
..... Matt Payne  
..... Coty Greene  
Baseball Office Phone ..... 828-262-3080  
2013 Record (Overall) ..... 30-24  
2013 Record (Conference) ..... 13-14, 5th Southern  
2013 NCAA Tournament ..... N/A  
Lettermen Returning/Lost..... 18/8  
Starters Returning/Lost..... 7/2  
Pitchers Returning/Lost..... 3/1  
Newcomers ..... 17  
Series Record (Streak) ..... First Meeting  
2013 Series..... N/A

### Media Information

Baseball SID ..... Mike Flynn  
SID Office Phone ..... 828-262-2845  
SID E-mail..... flynnmh@appstate.edu  
Website ..... AppStateSports.com



## EASTERN ILLINOIS

February 21-23 2014  
Fayetteville, Ark. (Baum Stadium)

### General Information

Location..... Charleston, Ill.  
Enrollment ..... 10,615  
Nickname..... Panthers  
Conference ..... Ohio Valley  
Colors ..... Blue and Gray  
President ..... Dr. William Perry  
Athletic Director ..... Barbara Burke  
Stadium..... Coaches Stadium (500)  
Dimensions (L-R) ..... 340-380-340  
Press Box Phone ..... N/A

### Baseball Information

Head Coach ..... Jim Schmitz  
Alma Mater/Year..... Wilmington College, 1979  
Overall Record ..... 662-673 (26 yrs)  
Record at School ..... 498-512 (19 yrs)  
Assistant Coaches ..... Jason Anderson  
..... Ty Rogers  
..... Julio Godinez  
Baseball Office Phone ..... 217-581-8510  
2013 Record (Overall) ..... 22-27  
2013 Record (Conference) ..... 11-17, 7th Ohio Valley  
2013 NCAA Tournament ..... N/A  
Lettermen Returning/Lost..... 20/7  
Starters Returning/Lost..... 6/3  
Pitchers Returning/Lost..... 8/3  
Newcomers ..... 11  
Series Record (Streak) ..... Arkansas, 18-1 (Won 12)  
2013 Series..... N/A

### Media Information

Baseball SID ..... Greg Lautzenheiser  
SID Office Phone ..... 217-581-7020  
SID E-mail..... glautzenheiser@eiu.edu  
Website ..... EIUPanthers.com



## SOUTH ALABAMA

February 28-March 2, 2014  
Fayetteville, Ark. (Baum Stadium)

### General Information

Location..... Mobile, Ala.  
Enrollment ..... 14,883  
Nickname..... Jaguars  
Conference ..... Sun Belt  
Colors ..... Blue, Red and White  
President ..... Dr. John Smith  
Athletic Director ..... Dr. Joel Erdmann  
Stadium..... Stanky Field (3,775)  
Dimensions (L-R) ..... 330-400-330  
Press Box Phone..... 251-461-1842

### Baseball Information

Head Coach ..... Mark Calvi  
Alma Mater/Year..... Nova Southeastern, 1991  
Overall Record ..... 66-54 (2 yrs)  
Record at School ..... 66-54 (2 yrs)  
Assistant Coaches ..... Bob Keller  
..... Jerry Zulli  
..... Alan Luckie  
Baseball Office Phone ..... 251-460-6876  
2013 Record (Overall) ..... 43-20  
2013 Record (Conference) ..... 20-10, T1st Sun Belt  
2013 NCAA Tournament ..... 1-2, Starkville Regional  
Lettermen Returning/Lost..... 11/21  
Starters Returning/Lost..... 3/6  
Pitchers Returning/Lost..... 7/12  
Newcomers ..... 21  
Series Record (Streak) ..... Arkansas, 1-0 (Won 1)  
2013 Series..... N/A

### Media Information

Baseball SID ..... Charlie Nichols  
SID Office Phone ..... 251-414-8032  
SID E-mail..... charlesnichols@southalabama.edu  
Website ..... USAJaguars.com



## IPFW

March 3, 2014

Fayetteville, Ark. (Baum Stadium)



## SAN FRANCISCO

March 7, 2014

Berkeley, Calif. (Evans Diamond)



## TULANE

March 8, 2014

Berkeley, Calif. (Evans Diamond)

### General Information

Location.....Fort Wayne, Ind.  
Enrollment ..... 14,193  
Nickname..... Mastodons  
Conference ..... The Summit League  
Colors..... Royal Blue and White  
Chancellor..... Vicky L. Carwein  
Athletic Director ..... Kelley Hartley Hutton  
Stadium..... Mastodon Field (1,000)  
Dimensions (L-R) ..... 335-405-335  
Press Box Phone ..... N/A

### Baseball Information

Head Coach ..... Bobby Pierce  
Alma Mater/Year..... New Mexico State, 2002  
Overall Record ..... 140-236 (8 yrs)  
Record at School ..... 85-182 (5 yrs)  
Assistant Coaches ..... Grant Birely  
..... Scott Micinski  
..... Cisco Mireles  
Baseball Office Phone ..... 260-481-5480  
2013 Record (Overall) ..... 22-32  
2013 Record (Conference) ..... 9-21, 6th Summit  
2013 NCAA Tournament ..... N/A  
Lettermen Returning/Lost..... 23/8  
Starters Returning/Lost..... 7/2  
Pitchers Returning/Lost..... 6/7  
Newcomers ..... 11  
Series Record (Streak) ..... First Meeting  
2013 Series..... N/A

### Media Information

Baseball SID ..... Brian Alden  
SID Office Phone ..... 260-481-6646  
SID E-mail ..... aldenbs@ipfw.edu  
Website ..... GoMastodons.com

### General Information

Location.....San Francisco, Calif.  
Enrollment ..... 10,000  
Nickname..... Dons  
Conference ..... West Coast  
Colors..... Green and Gold  
President ..... Fr. Stephen J. Privett, S.J.  
Athletic Director ..... Scott Sidwell  
Stadium..... Benedetti Diamond (1,000)  
Dimensions (L-R) ..... 315-415-321  
Press Box Phone ..... N/A

### Baseball Information

Head Coach ..... Nino Giarratano  
Alma Mater/Year..... William Jewell, 1985  
Overall Record ..... 742-606-1 (22 yrs)  
Record at School ..... 432-425-1 (15 yrs)  
Assistant Coaches ..... Troy Nakamura  
..... Seth Etherton  
..... Steve Domecus  
Baseball Office Phone ..... 415-422-2934  
2013 Record (Overall) ..... 35-24  
2013 Record (Conference) ..... 15-9, T2nd West Coast  
2013 NCAA Tournament ..... 1-2, Eugene Regional  
Lettermen Returning/Lost..... 19/12  
Starters Returning/Lost..... 6/4  
Pitchers Returning/Lost..... 2/1  
Newcomers ..... 16  
Series Record (Streak) ..... First Meeting  
2013 Series..... DNP

### Media Information

Baseball SID ..... Zack Farmer  
SID Office Phone ..... 415-422-5248  
SID E-mail ..... zfarmer@dons.usfca.edu  
Website ..... USFDons.com

### General Information

Location.....New Orleans, La.  
Enrollment ..... 13,359  
Nickname..... Green Wave  
Conference ..... Conference USA  
Colors..... Olive Green and Sky Blue  
President ..... Dr. Scott Cowen  
Athletic Director ..... Rick Dickson  
Stadium..... Greer Field at Turchin Stadium (5,000)  
Dimensions (L-R) ..... 325-400-325  
Press Box Phone ..... N/A

### Baseball Information

Head Coach ..... Rick Jones  
Alma Mater/Year..... UNC-Wilmington, 1975  
Overall Record ..... 1080-522-3 (28 yrs)  
Record at School ..... 804-429-2 (20 yrs)  
Assistant Coaches ..... Chad Sutter  
..... Jake Gautreau  
..... Shooter Hunt  
Baseball Office Phone ..... 504-862-8216  
2013 Record (Overall) ..... 30-28  
2013 Record (Conference) ..... 11-13, 7th C-USA  
2013 NCAA Tournament ..... N/A  
Lettermen Returning/Lost..... 13/9  
Starters Returning/Lost..... 5/4  
Pitchers Returning/Lost..... 1/3  
Newcomers ..... 19  
Series Record (Streak) ..... 1-1 (Won 1)  
2013 Series..... DNP

### Media Information

Baseball SID ..... Curtis Akey  
SID Office Phone ..... 504-314-7271  
SID E-mail ..... cakey@tulane.edu  
Website ..... TulaneGreenWave.com



# 2014 OPPONENTS



## CALIFORNIA

March 9, 2014 (DH)

Berkeley, Calif. (Evans Diamond)

### General Information

Location..... Berkeley, Calif.  
Enrollment ..... 35,409  
Nickname..... Golden Bears  
Conference ..... Pacific-12  
Colors..... Blue and Gold  
Chancellor..... Dr. Nicholas Dirks  
Athletic Director ..... Sandy Barbour  
Stadium..... Evans Diamond (2,500)  
Dimensions (L-R) ..... 320-395-320  
Press Box Phone..... 510-334-0793

### Baseball Information

Head Coach ..... David Esquer  
Alma Mater/Year..... Stanford, 1987  
Overall Record ..... 406-369-2 (14 yrs)  
Record at School ..... 406-369-2 (14 yrs)  
Assistant Coaches ..... Tony Arnerich  
..... Mike Neu  
..... Rueben Noriega  
Baseball Office Phone ..... 510-643-6006  
2013 Record (Overall) ..... 23-31  
2013 Record (Conference) ..... 10-20, 8th Pac-12  
2013 NCAA Tournament ..... N/A  
Lettermen Returning/Lost..... 18/4  
Starters Returning/Lost..... 4/4  
Pitchers Returning/Lost..... 3/10  
Newcomers ..... 10  
Series Record (Streak) ..... Arkansas, 4-3 (Lost 1)  
2013 Series..... N/A

### Media Information

Baseball SID ..... Scott Ball  
SID Office Phone ..... 510-643-1741  
SID E-mail..... sball@berkeley.edu  
Website ..... CalBears.com



## FLORIDA

March 14-16, 2014

Gainesville, Fla. (McKethan Stadium)

### General Information

Location..... Gainesville, Fla.  
Enrollment ..... 49,913  
Nickname..... Gators  
Conference ..... Southeastern (Eastern Division)  
Colors..... Orange and Blue  
President ..... Dr. J. Bernard Machen  
Athletic Director ..... Jeremy Foley  
Stadium.... Alfred A. McKethan Stadium at Perry Field (5,500)  
Dimensions (L-R) ..... 326-400-321  
Press Box Phone..... N/A

### Baseball Information

Head Coach ..... Kevin O'Sullivan  
Alma Mater/Year..... Virginia, 1991  
Overall Record ..... 252-132 (6 yrs)  
Record at School ..... 252-132 (6 yrs)  
Assistant Coaches ..... Craig Bell  
..... Brad Weitzel  
..... Buddy Munroe  
Baseball Office Phone ..... 352-375-4683 (Ext. 4456)  
2013 Record (Overall) ..... 29-30  
2013 Record (Conference) ..... 14-16, 3rd SEC East  
2013 NCAA Tournament ..... 0-2 Bloomington Regional  
Lettermen Returning/Lost..... 18/13  
Starters Returning/Lost..... 7/2  
Pitchers Returning/Lost..... 11/5  
Newcomers ..... 16  
Series Record (Streak) ..... Arkansas, 26-24 (Won 2)  
2012 Series..... N/A

### Media Information

Baseball SID ..... John Hines  
SID Office Phone ..... 352-375-4685 (Ext. 6130)  
SID E-mail..... johnh@gators.ufl.edu  
Website ..... GatorZone.com



## GRAMBLING STATE

March 18-19, 2014

Fayetteville, Ark. (Baum Stadium)

### General Information

Location..... Grambling, La.  
Enrollment ..... 5,071  
Nickname..... Tigers  
Conference ..... Southwestern Athletic  
Colors..... Black and Gold  
President ..... Dr. Frank G. Pogue  
Athletic Director ..... Aaron Jones  
Stadium..... Wilbert Ellis Field at R.W.E. Jones Park  
Dimensions (L-R) ..... N/A  
Press Box Phone..... N/A

### Baseball Information

Head Coach ..... James Cooper  
Alma Mater/Year..... Grambling State, 2004  
Overall Record ..... 85-114 (4 yrs)  
Record at School ..... 85-114 (4 yrs)  
Assistant Coach..... Davin Pierce  
Baseball Office Phone ..... 318-274-6566  
2013 Record (Overall) ..... 18-30  
2013 Record (Conference) ..... 9-15, 5th SWAC West  
2013 NCAA Tournament ..... N/A  
Lettermen Returning/Lost..... N/A  
Starters Returning/Lost..... N/A  
Pitchers Returning/Lost..... N/A  
Newcomers ..... N/A  
Series Record (Streak) ..... Arkansas, 1-0 (Won 1)  
2013 Series..... N/A

### Media Information

Baseball SID ..... Santoria Black  
SID Office Phone ..... 318-274-6562  
SID E-mail..... blacks@gram.edu  
Website ..... GSUTigers.com





## ALABAMA

March 21-23, 2014

Fayetteville, Ark. (Baum Stadium)



## MISSISSIPPI VALLEY STATE

March 25-26, 2014

Fayetteville, Ark. (Baum Stadium)  
N. Little Rock, Ark. (Dickey-Stephens Park)



## MISSISSIPPI STATE

March 28-30, 2014

Starkville, Miss. (Dudy Noble Field)

### General Information

Location..... Tuscaloosa, Ala.  
Enrollment ..... 34,852  
Nickname..... Crimson Tide  
Conference ..... Southeastern (Western Division)  
Colors..... Crimson and White  
President ..... Dr. Judy Bonner  
Athletic Director ..... Bill Battle  
Stadium ..... Sewell-Thomas Stadium (6,571)  
Dimensions (L-R) ..... 325-400-325  
Press Box Phone ..... N/A

### Baseball Information

Head Coach ..... Mitch Gaspard  
Alma Mater/Year ..... UL-Lafayette, 1988  
Overall Record ..... 343-253 (10 yrs)  
Record at School ..... 133-115 (4 yrs)  
Assistant Coaches ..... Dax Norris  
..... Andy Phillips  
..... Bobby Barbier  
Baseball Office Phone ..... 205-348-4029  
2013 Record (Overall) ..... 35-28  
2013 Record (Conference) ..... 14-15, 5th SEC West  
2013 NCAA Tournament ..... 1-2, Tallahassee Regional  
Lettermen Returning/Lost ..... 21/9  
Starters Returning/Lost ..... 5/4  
Pitchers Returning/Lost ..... 4/1  
Newcomers ..... 16  
Series Record (Streak) ..... Alabama, 42-31 (Lost 1)  
2013 Series ..... Arkansas, 2-1

### Media Information

Baseball SID ..... Rich Davi  
SID Office Phone ..... 205-348-3550  
SID E-mail ..... rdavi@ia.ua.edu  
Website ..... RollTide.com

### General Information

Location..... Itta Bena, Miss.  
Enrollment ..... 2,200  
Nickname..... Delta Devils  
Conference ..... Southwestern Athletic  
Colors..... Forest Green and White  
President ..... Dr. William Bynum  
Athletic Director ..... Dianthia Ford-Kee  
Stadium ..... MVSU Baseball Stadium (200)  
Dimensions (L-R) ..... 330-405-330  
Press Box Phone ..... 662-809-3960

### Baseball Information

Head Coach ..... Doug Shanks  
Alma Mater/Year ..... Liberty, 1990  
Overall Record ..... 249-433 (13 yrs)  
Record at School ..... 249-433 (13 yrs)  
Assistant Coaches ..... Aaron Stevens  
..... Luke Walker  
Baseball Office Phone ..... 662-254-3550  
2013 Record (Overall) ..... 5-44  
2013 Record (Conference) ..... 1-21, 5th SWAC East  
2013 NCAA Tournament ..... N/A  
Lettermen Returning/Lost ..... 5/13  
Starters Returning/Lost ..... 2/9  
Pitchers Returning/Lost ..... 3/6  
Newcomers ..... 22  
Series Record (Streak) ..... Arkansas, 3-0 (Won 3)  
2013 Series ..... Arkansas, 2-0

### Media Information

Baseball SID ..... Kenneth Mister  
SID Office Phone ..... 662-254-3011  
SID E-mail ..... kcmister@mvsu.edu  
Website ..... MVSUSports.com

### General Information

Location..... Starkville, Miss.  
Enrollment ..... 20,365  
Nickname..... Bulldogs  
Conference ..... Southeastern (Western Division)  
Colors..... Maroon and White  
President ..... Dr. Mark E. Keenum  
Athletic Director ..... Scott Stricklin  
Stadium ..... Dudy Noble Field (15,000)  
Dimensions (L-R) ..... 330-390-326  
Press Box Phone ..... 662-325-3776

### Baseball Information

Head Coach ..... John Cohen  
Alma Mater/Year ..... Mississippi State, 1990  
Overall Record ..... 498-327 (14 yrs)  
Record at School ..... 171-131 (5 yrs)  
Assistant Coaches ..... Butch Thompson  
..... Nick Mingione  
Baseball Office Phone ..... 662-325-3597  
2013 Record (Overall) ..... 51-20  
2013 Record (Conference) ..... 16-14, 3rd SEC West  
2013 NCAA Tournament ..... 3-1, Starkville Regional  
..... 2-0, Charlottesville Super Regional  
..... 3-2, College World Series  
Lettermen Returning/Lost ..... 19/11  
Starters Returning/Lost ..... 5/4  
Pitchers Returning/Lost ..... 9/6  
Newcomers ..... 19  
Series Record (Streak) ..... Miss. State, 39-46 (Won 1)  
2013 Series ..... Arkansas, 2-1

### Media Information

Baseball SID ..... Kyle Niblett  
SID Office Phone ..... 662-325-8040  
SID E-mail ..... kniblett@athletics.mssstate.edu  
Website ..... HailState.com



# 2014 OPPONENTS

UNIVERSITY OF ARKANSAS  
HISTORY & RECORDS

2014 RAZORBACKS  
BAUM STADIUM  
REVIEW

2014 OPPONENTS

2014 RAZORBACKS  
BAUM STADIUM  
REVIEW



## NEBRASKA

April 1-2, 2014

Fayetteville, Ark. (Baum Stadium)

### General Information

Location.....Lincoln, Neb.  
Enrollment.....24,610  
Nickname.....Cornhuskers  
Conference.....Big Ten  
Colors.....Scarlet and Cream  
Chancellor.....Harvey Perlman, J.D.  
Athletic Director.....Shawn Eichorst  
Stadium.....Hawks Field at Haymarket Park (8,486)  
Dimensions (L-R).....335-395-325  
Press Box Phone.....N/A

### Baseball Information

Head Coach.....Darin Erstad  
Alma Mater/Year.....Nebraska  
Overall Record.....64-53 (2 yrs)  
Record at School.....64-53 (2 yrs)  
Assistant Coaches.....Will Bolt  
.....Ted Silva  
.....Jeff Christy  
Baseball Office Phone.....402-472-2269  
2013 Record (Overall).....29-30  
2013 Record (Conference).....15-9, T2nd Big Ten  
2013 NCAA Tournament.....N/A  
Lettermen Returning/Lost.....18/14  
Starters Returning/Lost.....5/5  
Pitchers Returning/Lost.....10/7  
Newcomers.....16  
Series Record (Streak).....Nebraska, 10-8 (Lost 3)  
2013 Series.....Nebraska, 2-0

### Media Information

Baseball SID.....Jeremy Foote  
SID Office Phone.....402-472-7778  
SID E-mail.....jfoote@huskers.com  
Website.....Huskers.com



## SOUTH CAROLINA

April 4-6, 2014

Fayetteville, Ark. (Baum Stadium)

### General Information

Location.....Columbia, S.C.  
Enrollment.....31,288  
Nickname.....Gamecocks  
Conference.....Southeastern (Eastern Division)  
Colors.....Garnet and Black  
President.....Dr. Harris Pastides  
Athletic Director.....Ray Tanner  
Stadium.....Carolina Stadium (8,242)  
Dimensions (L-R).....325-400-325  
Press Box Phone.....803-777-6648

### Baseball Information

Head Coach.....Chad Holbrook  
Alma Mater/Year.....North Carolina, 1994  
Overall Record.....43-20 (1 yr)  
Record at School.....43-20 (1 yr)  
Assistant Coaches.....Jerry Meyers  
.....Sammy Esposito  
.....Brian Buscher  
Baseball Office Phone.....803-777-7830  
2013 Record (Overall).....43-20  
2013 Record (Conference).....17-12, 2nd SEC East  
2013 NCAA Tournament.....3-0, Columbia Regional  
.....1-2, Chapel Hill Super Regional  
Lettermen Returning/Lost.....18/17  
Starters Returning/Lost.....7/3  
Pitchers Returning/Lost.....9/7  
Newcomers.....17  
Series Record (Streak).....Arkansas 35-28 (Won 3)  
2013 Series.....Arkansas, 3-0

### Media Information

Baseball SID.....Andrew Kitick  
SID Office Phone.....803-777-5257  
SID E-mail.....kitick@mailbox.sc.edu  
Website.....GamecocksOnline.com



## UNLV

April 8-9, 2014

Fayetteville, Ark. (Baum Stadium)

### General Information

Location.....Las Vegas, Nev.  
Enrollment.....27,000  
Nickname.....Rebels  
Conference.....Mountain West  
Colors.....Scarlet and Gray  
President.....Dr. Neal Smatresk  
Athletic Director.....Tina Kunzer-Murphy  
Stadium.....Earl E. Wilson Stadium (3,000)  
Dimensions (L-R).....335-400-335  
Press Box Phone.....702-739-1595

### Baseball Information

Head Coach.....Tim Chambers  
Alma Mater/Year.....Southern Utah, 1989  
Overall Record.....562-271-1 (13 yrs)  
Record at School.....916-76 (3 yrs)  
Assistant Coaches.....Stan Stolte  
.....Kevin Higgins  
.....Tony Cappuccilli  
Baseball Office Phone.....702-895-3499  
2013 Record (Overall).....37-20  
2013 Record (Conference).....18-12, 2nd MWC  
2013 NCAA Tournament.....N/A  
Lettermen Returning/Lost.....18/10  
Starters Returning/Lost.....7/2  
Pitchers Returning/Lost.....6/4  
Newcomers.....17  
Series Record (Streak).....UNLV, 3-0 (Lost 3)  
2013 Series.....N/A

### Media Information

Baseball SID.....Sage Sammons  
SID Office Phone.....702-895-3764  
SID E-mail.....sage.sammons@unlv.edu  
Website.....UNLVRebels.com



## LSU

April 11-13, 2014

Baton Rouge, La. (Alex Box Stadium)



## STEPHEN F. AUSTIN

April 15, 2014

Fayetteville, Ark. (Baum Stadium)



## VANDERBILT

April 18-20, 2014

Fayetteville, Ark. (Baum Stadium)

### General Information

Location..... Baton Rouge, La.  
Enrollment ..... 29,865  
Nickname..... Tigers  
Conference ..... Southeastern (Western Division)  
Colors..... Purple and Gold  
President ..... Dr. F. King Alexander  
Athletic Director ..... Joe Alleva  
Stadium..... Alex Box Stadium (10,326)  
Dimensions (L-R) ..... 330-405-330  
Press Box Phone ..... 225-578-4149

### Baseball Information

Head Coach ..... Paul Mainieri  
Alma Mater/Year..... Florida International, 1980  
Overall Record ..... 1179-625-7 (31 yrs)  
Record at School ..... 315-133-2 (7 yrs)  
Assistant Coaches ..... Alan Dunn  
..... Javi Sanchez  
..... Will Davis  
Baseball Office Phone ..... 225-578-4148  
2013 Record (Overall) ..... 57-11  
2013 Record (Conference) ..... 23-7, 1st SEC West  
2013 NCAA Tournament ..... 3-0, Baton Rouge Regional  
..... 2-0, Baton Rouge Super Regional  
..... 0-2, College World Series  
Lettermen Returning/Lost ..... 18/15  
Starters Returning/Lost ..... 9/7  
Pitchers Returning/Lost ..... 9/8  
Newcomers ..... 19  
Series Record (Streak) ..... LSU, 27-56 (Lost 1)  
2013 Series ..... LSU, 2-1

### Media Information

Baseball SID ..... Bill Franques  
SID Office Phone ..... 225-578-2527  
SID E-mail ..... wfranqu@lsu.edu  
Website ..... LSUsports.net

### General Information

Location..... Nacodoches, Texas  
Enrollment ..... 12,999  
Nickname..... Lumberjacks  
Conference ..... Southland  
Colors..... Purple and White  
President ..... Dr. Baker Pattillo  
Athletic Director ..... Robert Hill  
Stadium..... Jaycees Field (1,000)  
Dimensions (L-R) ..... 330-400-330  
Press Box Phone ..... 936-559-8344

### Baseball Information

Head Coach ..... Johnny Cardenas  
Alma Mater/Year..... TCU, 1998  
Overall Record ..... 148-137 (5 yrs)  
Record at School ..... 148-137 (5 yrs)  
Assistant Coaches ..... Chris Connally  
..... Chad Massengale  
..... Mike Haynes  
Baseball Office Phone ..... 936-468-3501  
2013 Record (Overall) ..... 28-29  
2013 Record (Conference) ..... 15-12, 6th Southland  
2013 NCAA Tournament ..... N/A  
Lettermen Returning/Lost ..... 17/17  
Starters Returning/Lost ..... 5/5  
Pitchers Returning/Lost ..... 6/8  
Newcomers ..... 15  
Series Record (Streak) ..... Arkansas, 4-0 (Won 4)  
2013 Series ..... N/A

### Media Information

Baseball SID ..... Kyle Rogers  
SID Office Phone ..... 936-468-5801  
SID E-mail ..... rogerska1@sfasu.edu  
Website ..... SFAJacks.com

### General Information

Location..... Nashville, Tenn.  
Enrollment ..... 6,835  
Nickname..... Commodores  
Conference ..... Southeastern (Eastern Division)  
Colors..... Black and Gold  
Chancellor..... Nicholas S. Zeppos  
Athletic Director ..... David Williams II  
Stadium..... Charles Hawkins Field (3,626)  
Dimensions (L-R) ..... 310-400-330  
Press Box Phone ..... 615-320-0436

### Baseball Information

Head Coach ..... Tim Corbin  
Alma Mater/Year..... Ohio Wesleyan, 1984  
Overall Record ..... 571-367 (16 yrs)  
Record at School ..... 465-229 (11 yrs)  
Assistant Coaches ..... Travis Jewett  
..... Scott Brown  
..... Drew Hedman  
Baseball Office Phone ..... 615-322-6594  
2013 Record (Overall) ..... 54-12  
2013 Record (Conference) ..... 26-3, 1st SEC East  
2013 NCAA Tournament ..... 3-1, Nashville Regional  
..... 0-2, Nashville Super Regional  
Lettermen Returning/Lost ..... 19/12  
Starters Returning/Lost ..... 2/6  
Pitchers Returning/Lost ..... 10/1  
Newcomers ..... 16  
Series Record (Streak) ..... Arkansas, 27-22 (Lost 3)  
2013 Series ..... N/A

### Media Information

Baseball SID ..... Kyle Parkinson  
SID Office Phone ..... 615-343-0020  
SID E-mail ..... kyle.parkinson@vanderbilt.edu  
Website ..... VUCommodores.com



# 2014 OPPONENTS



## NORTHWESTERN STATE

April 22-23, 2014

Fayetteville, Ark. (Baum Stadium)

### General Information

Location.....Natchitoches, La.  
Enrollment ..... 8,877  
Nickname..... Demons  
Conference ..... Southland  
Colors ..... Purple, White and Orange trim  
President ..... Dr. Randall Webb  
Athletic Director ..... Greg Burke  
Stadium ..... Brown-Stroud Field (1,200)  
Dimensions (L-R) ..... 352-405-325  
Press Box Phone ..... 318-357-4268

### Baseball Information

Head Coach ..... Lane Burroughs  
Alma Mater/Year..... Mississippi College, 1995  
Overall Record ..... 16-40 (1 yr)  
Record at School ..... 16-40 (1 yr)  
Assistant Coaches ..... Chris Curry  
..... Andy Morgan  
..... G.T. McCullough  
Baseball Office Phone ..... 318-357-5252  
2013 Record (Overall) ..... 16-40  
2013 Record (Conference) ..... 5-22, 10th Southland  
2013 NCAA Tournament ..... N/A  
Lettermen Returning/Lost..... 10/25  
Starters Returning/Lost..... 4/4  
Pitchers Returning/Lost..... 4/6  
Newcomers ..... 24  
Series Record (Streak) ..... Arkansas 15-2 (Won 2)  
2013 Series..... N/A

### Media Information

Baseball SID ..... Matthew Fowler  
SID Office Phone ..... 318-357-6467  
SID E-mail..... fowlerm@nsula.edu  
Website ..... NSUDemons.com



## AUBURN

April 25-27, 2014

Fayetteville, Ark. (Baum Stadium)

### General Information

Location..... Auburn, Ala.  
Enrollment ..... 25,134  
Nickname..... Tigers  
Conference ..... Southeastern (Western Division)  
Colors ..... Burnt Orange and Navy Blue  
President ..... Jay Gogue  
Athletic Director ..... Jay Jacobs  
Stadium ..... Plainsman Park (4,096)  
Dimensions (L-R) ..... 315-385-331  
Press Box Phone ..... 334-844-4138

### Baseball Information

Head Coach ..... Sunny Galloway  
Alma Mater/Year..... Oklahoma Christian, 1984  
Overall Record ..... 681-337-1 (17 yrs)  
Record at School ..... First Year  
Assistant Coaches ..... Scott Foxhall  
..... Greg Norton  
..... Hunter Vick  
Baseball Office Phone ..... 334-844-4975  
2013 Record (Overall) ..... 33-23  
2013 Record (Conference) ..... 13-17, 7th SEC West  
2013 NCAA Tournament ..... N/A  
Lettermen Returning/Lost..... 24/8  
Starters Returning/Lost..... 7/2  
Pitchers Returning/Lost..... 11/4  
Newcomers ..... 11  
Series Record (Streak) ..... Auburn, 41-33 (Lost 1)  
2013 Series..... Auburn, 2-1

### Media Information

Baseball SID ..... Wes Todd  
SID Office Phone ..... 334-844-9182  
SID E-mail..... wlt0006@auburn.edu  
Website ..... AuburnTigers.com



## MISSOURI STATE

April 29, 2014

Springfield, Mo. (Hammons Field)

### General Information

Location..... Springfield, Mo.  
Enrollment ..... 23,838  
Nickname..... Bears  
Conference ..... Missouri Valley  
Colors ..... Maroon and White  
President ..... Cliff Smart  
Athletic Director ..... Kyle Moats  
Stadium ..... Hammons Field (8,000)  
Dimensions (L-R) ..... 315-400-330  
Press Box Phone ..... 417-832-3029

### Baseball Information

Head Coach ..... Keith Guttin  
Alma Mater/Year..... Missouri-St. Louis, 1978  
Overall Record ..... 1,063-675 (31 yrs)  
Record at School ..... 1,063-675 (31 yrs)  
Assistant Coaches ..... Paul Evans  
..... Brent Thomas  
..... Matt Lawson  
Baseball Office Phone ..... 417-836-4497  
2013 Record (Overall) ..... 31-23  
2013 Record (Conference) ..... 12-9, 4th MVC  
2013 NCAA Tournament ..... N/A  
Lettermen Returning/Lost..... 20/9  
Starters Returning/Lost..... 6/4  
Pitchers Returning/Lost..... 9/4  
Newcomers ..... 12  
Series Record (Streak) ..... Arkansas, 48-20 (Won 9)  
2013 Series..... Arkansas, 1-0

### Media Information

Baseball SID ..... Eric Doennig  
SID Office Phone ..... 417-836-4586  
SID E-mail..... ericdoennig@missouristate.edu  
Website ..... MissouriStateBears.com





## OLE MISS

May 2-4, 2014

Oxford, Miss. (Oxford-University Stadium)



## TEXAS A&M

May 9-11, 2014

Fayetteville, Ark. (Baum Stadium)



## MISSOURI

May 15-17, 2014

Columbia, Mo. (Taylor Stadium)

### General Information

Location.....Oxford, Miss.  
Enrollment .....22,286  
Nickname.....Rebels  
Conference.....Southeastern (Western Division)  
Colors.....Cardinal Red and Navy Blue  
Chancellor.....Dr. Daniel W. Jones  
Athletic Director.....Ross Bjork  
Stadium.....Oxford-University Stadium/Swayze Field (10,323)  
Dimensions (L-R).....330-390-330  
Press Box Phone.....N/A

### Baseball Information

Head Coach.....Mike Bianco  
Alma Mater/Year.....LSU, 1989  
Overall Record.....609-373-1 (15 yrs)  
Record at School.....509-302-1 (13 yrs)  
Assistant Coaches.....Carl Lafferty  
.....Cliff Godwin  
.....Jordan Henry  
Baseball Office Phone.....662-915-6643  
2013 Record (Overall).....38-24  
2013 Record (Conference).....15-15, 4th SEC West  
2013 NCAA Tournament.....1-2, Raleigh Regional  
Lettermen Returning/Lost.....20/10  
Starters Returning/Lost.....6/3  
Pitchers Returning/Lost.....11/5  
Newcomers.....18  
Series Record (Streak).....Arkansas, 39-34 (Lost 1)  
2013 Series.....Ole Miss, 2-1

### Media Information

Baseball SID.....Bill Bunting  
SID Office Phone.....662-915-1083  
SID E-mail.....wbunting@olemiss.edu  
Website.....OleMissSports.com

### General Information

Location.....College Station, Texas  
Enrollment .....58,809  
Nickname.....Aggies  
Conference.....Southeastern (Western Division)  
Colors.....Maroon and White  
President.....Dr. Mark A. Hussey  
Athletic Director.....Eric Hyman  
Stadium.....Olsen Field at Blue Bell Park (6,100)  
Dimensions (L-R).....330-400-330  
Press Box Phone.....979-458-3604

### Baseball Information

Head Coach.....Rob Childress  
Alma Mater/Year.....Northwood, 1990  
Overall Record.....323-182-2 (8 yrs)  
Record at School.....323-182-2 (8 yrs)  
Assistant Coaches.....Andy Sawyers  
.....Justin Seely  
.....Austin Knight  
Baseball Office Phone.....979-845-4810  
2013 Record (Overall).....34-29  
2013 Record (Conference).....13-16, 6th SEC West  
2013 NCAA Tournament.....2-2, Corvallis Regional  
Lettermen Returning/Lost.....17/7  
Starters Returning/Lost.....7/2  
Pitchers Returning/Lost.....10/3  
Newcomers.....13  
Series Record (Streak).....Texas A&M, 36-31 (Won 2)  
2013 Series.....Arkansas, 2-1

### Media Information

Baseball SID.....Thomas Dick  
SID Office Phone.....979-862-5486  
SID E-mail.....tddick@athletics.tamu.edu  
Website.....AggieAthletics.com

### General Information

Location.....Columbia, Mo.  
Enrollment .....34,658  
Nickname.....Tigers  
Conference.....Southeastern (Eastern Division)  
Colors.....Old Gold and Black  
Chancellor.....Dr. Brady Deaton  
Athletic Director.....Michael Alden  
Stadium.....Taylor Stadium at Simmons Field (3,031)  
Dimensions (L-R).....340-400-340  
Press Box Phone.....573-884-8912

### Baseball Information

Head Coach.....Tim Jamieson  
Alma Mater/Year.....New Orleans, 1984  
Overall Record.....622-474-2 (19 yrs)  
Record at School.....622-474-2 (19 yrs)  
Assistant Coaches.....Kerrick Jackson  
.....Matt Hobbs  
.....Dan Pietroburgo  
Baseball Office Phone.....573-882-1917  
2013 Record (Overall).....18-32  
2013 Record (Conference).....10-20, 5th SEC East  
2013 NCAA Tournament.....N/A  
Lettermen Returning/Lost.....19/5  
Starters Returning/Lost.....8/2  
Pitchers Returning/Lost.....13/3  
Newcomers.....12  
Series Record (Streak).....Arkansas, 12-11 (Won 6)  
2013 Series.....N/A

### Media Information

Baseball SID.....Shawn Davis  
SID Office Phone.....573-882-0711  
SID E-mail.....davisshaw@missouri.edu  
Website.....MUTigers.com



# 2014 SEC TOURNAMENT


ARKANSAS  
BASEBALL  
2014  
RAZORBACKS

BAUM  
STADIUM

2013  
REVIEW

2014  
OPPONENTS

HISTORY  
& RECORDS  
UNIVERSITY  
OF ARKANSAS



## 2014 SEC TOURNAMENT

May 20-25, 2014

Hoover Metropolitan Stadium • Hoover, Ala.

The Southeastern Conference Baseball Tournament returns for a 17th straight year to the Hoover Metropolitan Stadium in the south-Birmingham city of Hoover, Ala., May 20-25.

The 2014 SEC Baseball Tournament will continue to feature 12 teams and will remain set to begin on Tuesday, May 20. Seeds 5-12 will meet in a single elimination format on the opening day of the tournament, followed by traditional double-elimination play Wednesday-Friday. The tournament will return to single elimination play on Saturday. A total of 17 games will be played throughout the tournament.

The 12 teams are seeded 1-12 with the two divisional champions and top four seeds guaranteed opening-round byes, with the possibility of earning another later in the bracket. The tournament field will include the top teams from the SEC's Eastern and Western Divisions plus 10 at-large bids seeded 3-12 based on conference winning percentage.

Last season, an epic championship game featured LSU defeat Vanderbilt 5-4 in 11 innings in front of over 10,500 fans and a national television audience on ESPN2 in a battle between the No. 1 and No. 2 teams in the nation.

The Hoover Met formerly served as home of the Double-A Birmingham Barons (Chicago White Sox) of the Southern League. The stadium also has served as host of the NCAA Men's Soccer Final Four, as well as home to the nationally renowned Hoover Buccaneer high school football program.

Located eight miles south of Birmingham, Regions Park seats 10,800 for baseball, but can accommodate over 16,000 when the patio, banquet and side grassy areas are used. The stadium also houses 12 suites and state-of-the-art dressing and training rooms. Wireless internet access was added in 2004, concourse and signage renovation was done in 2005 and a second-level pressbox expansion, new stadium seating and an exterior facelift in 2007 completed a \$6 million renovation project. A new HD video scoreboard was added in 2008, while the SEC introduced the nation to a 'pitch clock' in 2010. A new sound systems and concourse amenities such as refurbished restrooms big screen HDTVs at concessions stands were added in 2012.

The 2013 SEC Baseball Tournament drew 134,396 fans to The Hoover Met, a new record-high for the event. Eight times in the last 11 years the tournament has surpassed the six-digit mark in total attendance. Last season's tournament also saw the semifinals broadcast nationally for the first time, airing on ESPNEWS. The SEC is currently scheduled to keep its baseball tournament in Hoover at The Hoover Met through 2016 under the current contract.

All games of the tournament have been televised in high definition since 2008, with ESPN set to broadcast the championship game nationally for the fifth straight year in 2013.

### 2014 SEC Tournament Schedule

#### Tuesday, May 20

Game 1	9:30 a.m.	#6 Seed vs. #11 Seed
Game 2	TBD	#7 Seed vs. #10 Seed
Game 3	4:30 p.m.	#8 Seed vs. #9 Seed
Game 4	TBD	#5 Seed vs. #12 Seed

#### Wednesday, May 21

Game 5	9:30 a.m.	#3 Seed vs. Winner Game 1
Game 6	TBD	#2 Seed vs. Winner Game 2
Game 7	4:30 p.m.	#1 Seed vs. Winner Game 3
Game 8	TBD	#4 Seed vs. Winner Game 4

#### Thursday, May 22

Game 9	9:30 a.m.	Loser Game 5 vs. Loser Game 6
Game 10	TBD	Loser Game 7 vs. Loser Game 8
Game 11	4:30 p.m.	Winner Game 5 vs. Winner Game 6
Game 12	TBD	Winner Game 7 vs. Winner Game 8

#### Friday, May 23

Game 13	3:00 p.m.	Winner Game 9 vs. Loser Game 11
Game 14	TBD	Winner Game 10 vs. Loser Game 12

#### Saturday, May 24

Game 15	Noon	Winner Game 13 vs. Winner Game 11
Game 16	TBD	Winner Game 14 vs. Winner Game 12

#### Sunday, May 25

Game 17	TBD	Winner Game 15 vs. Winner Game 16
---------	-----	-----------------------------------

# HISTORY & RECORDS



# ARKANSAS BASEBALL HISTORY



Few schools in America enjoy as rich a history as that of the Arkansas Razorback baseball program. With seven College World Series appearances - including a national runner-up finish in 1979 - and 26 NCAA postseason appearances to its credit, the University of Arkansas has long been considered one of the nation's elite programs.

Entering their 92nd season of play, the Razorbacks fielded their first team in 1897. Arkansas played for 24 years before seeing its team discontinued from 1930 to 1946. Hugo Bezdek, E.T. Pickering, T.T. McConnell, Claude Watts, Norman Coyle and Francis Schmidt served as coaches during the early days of the program. All but Watts and Coyle also served as head football coaches at the university.

The Razorbacks got back in the baseball business again in 1947 with Deke Brackett serving the first of three seasons as head coach. It was in 1950, with Razorback athletic trainer Bill Ferrell taking the reins, that modern day interest in the sport ignited for the first time. Though compiling only a 139-149 record during his 16-year tenure, the foundation was laid for what was to come.

Wayne Robbins took over for the popular Ferrell in 1966 and coached for four seasons, going 50-51. His successor was a fiery young coach from Wisconsin who would eventually build the program into one of national prominence.

Norm DeBriyn was hired by Arkansas Athletics Director George Cole in 1970 and charged with making the Razorbacks competitive on a conference and national level. Arkansas baseball had not been a baseball-playing member of a league since dropping out of Southwest Conference play in 1926. One of DeBriyn's first tasks was to resume a SWC schedule, a feat which was accomplished in time for the 1974 season. His teams proved competitive in one of the nation's toughest baseball leagues and Arkansas would end up qualifying for 14 of the 15 SWC Tournaments held during the Razorbacks' membership in that league.

The Razorbacks became competitive on a larger scale as well under DeBriyn. Arkansas participated in its first NCAA postseason in 1973, DeBriyn's fourth season, and made its first trip to the NCAA College World Series in just his 10th campaign.

That trip to Omaha in 1979 saw the Razorbacks finish as national runners-up to Cal State Fullerton.

In his final season as coach, DeBriyn guided Arkansas to an NCAA Super Regional after winning the Wichita Regional with a perfect 3-0 mark. The Razorbacks came within two runs of advancing to their fifth NCAA College World Series, losing the super regional two games to one to host Clemson.

A new chapter in Arkansas baseball history began in 2003 when former Razorback player and graduate assistant coach Dave Van Horn was named head coach after DeBriyn retired following the 2002 season. Since taking over at his alma mater, Van Horn has continued to grow the Razorback program with trips to the College World Series in 2004, 2009 and 2012, 11 straight NCAA Tournament berths and four super regional appearances.

Facilities have played an important role in the history of Razorback baseball. Upon DeBriyn's arrival, the Razorbacks were playing games at the run-down and disheveled Washington County Fairgrounds field barely fit for

pasture land. By 1975, Arkansas had moved into George Cole Field, one of the few college ballparks in the country with an artificial playing surface. The park gave the program immediate respectability and Arkansas would advance five times to NCAA postseason play and twice to the NCAA College World Series in its first decade in the park.

Lights were added in 1985 with the help of former standouts Kevin McReynolds, Johnny Ray and Tim Lollar, a move that again advanced the program to another level.

George Cole Field was the site of the Razorback baseball program's coming of age. The Razorbacks would go 567-142-2 at the facility for a winning percentage of .799. It was the site of the school's first league tournament championship, in 1985, and home to a parade of all-conference and All-America players. McReynolds, Ray, Lollar and Tom Pagnozzi - some of the first Razorbacks to make a significant impact in Major League Baseball - were just a few of many DeBriyn pupils who honed their skills at George Cole Field and went on to excel in the majors.

Arkansas baseball is not just about those who have been able to play the game for a living. The Razorbacks have produced 94 all-conference selections (all since 1976 when Bill Montgomery was named All-Southwest Conference), 26 All-America picks (Lollar was the first in 1978), 14 freshman All-America selections, 58 all-conference tournament selections, four conference titles (1989, 1990, 1999, 2004), one conference tournament championship and nine NCAA Regional Tournament championships. Since joining the SEC in 1992, Arkansas has already placed 35 players on All-SEC lists. Adding all these feats to the fact that Arkansas baseball has seen 43 of its stars go on to play in the major leagues, has dozens currently playing professional baseball and claims seven major league first-round draft picks in McReynolds (1981), Jeff King (1986), David Walling (1999), Nick Schmidt (2007), Logan Forsythe (2008), Zack Cox (2010) and Ryne Stanek (2013).

Although he retired following the 2002 season, the magic continues with DeBriyn's subtle influence on the lives of Charlie Baum and Willard & Pat Walker families, key contributors to perhaps the crowning achievement of DeBriyn's tenure - Baum Stadium at George Cole Field. The 8,237-seat stadium, which can accommodate a crowd of 10,737, is unparalleled in the country in form and function and has moved the program to an even higher level of achievement.

Designed by the nationally acclaimed firm HOK, designers of such jewels as Oriole Park at Camden Yards, Coors Field and Progressive Field, Baum Stadium at George Cole Field played host to its first game on April 13, 1996, as a crowd of 3,328 saw the Razorbacks defeat Auburn in a doubleheader sweep. Named the best college baseball facility in the nation by *Baseball America* in 1998, the stadium has ignited the interest of Razorback fans throughout the region and helped Arkansas lead the nation in tickets sold in 2007 with 8,069 per game and set a then-NCAA record in the process.

Many former Razorbacks have given something back to the program that helped propel them to the professional ranks, but none so much as the all-star catcher Pagnozzi. In addition to contributing the funds which made possible the Razorback clubhouse that bears his name, the annual





# ARKANSAS BASEBALL HISTORY

Tom Pagnozzi Invitational Golf Tournament and surrounding events raise thousands of dollars each year for the Arkansas baseball program.

Memorable moments of Arkansas baseball vary with the observer. Arkansas' first NCAA postseason appearance in 1973 at Arlington Stadium in Arlington, Texas, will long be considered a watershed moment for DeBrynn's program. Though the Razorbacks lost two straight, it was a signal the program had arrived. Just six years later, the Razorbacks raced through the NCAA East Regional in Tallahassee, Fla., in four games to advance to the College World Series in Omaha, Neb., for the first time.

Three more wins in the then-true double elimination event put Arkansas in the championship game against Cal State Fullerton. Fullerton, playing with one loss, won the first championship game 13-10 to force a winner-take-all rematch. Fullerton won that one 2-1, sending the disappointed Razorbacks home with the national runner-up trophy.

A third-place finish at the 1985 CWS also saw the Razorbacks go through Tallahassee and started a five-year stretch in which Arkansas advanced to Omaha three times, each time on an odd year. Fifth-place finishes in 1987 and 1989 were outstanding achievements for phenomenal teams.

Arkansas played host to its first Southwest Conference tournament in 1985, winning in three straight games at George Cole Field with an opening win over Baylor and back-to-back victories over rival Texas. It was another example of facilities playing a role in the program's success - only the addition of lights that season enabled the school to snare the tournament host honor from traditional sites Texas and Texas A&M.

Memorable moments are hard to narrow to such a small space but would include some hard-to-forget home runs and pitching performances. Ralph Kraus ushered in the school's first home night game in classic style with a home run in the bottom of the ninth inning to defeat Texas before thousands in 1985. McReynolds will long be known for his towering shots both at George Cole Field and at the SWC Tournament at Texas A&M in 1980.

There have been 12 no-hitters in school history, the most recent by the combination of Nick Schmidt, Brian McLelland and Devin Collis in 2006. They blanked Oklahoma State to join former Razorbacks Rich Erwin (1976), David Rhodes (1977), Scott Glanz (1982), Tim Deitz (1983), Fred Faust (1984), Steve Parker (1986), Dennis Fletcher-Tim Sherrill-Tim Peters (1987), Brian Cook-Brian Dennison (1991), Todd Abbott (1994), Richie Nye (1996) and Scott Roehl (2001) as no-hit specialists. Steve Krueger recorded the Southwest Conference's lowest league ERA in 1979 and 1980.

Another Nye helped the Razorbacks make history again on the final day of the 1999 regular season. Rodney Nye homered in each of his first three trips to the plate to help the Razorbacks to a victory that gave UA its first SEC Western Division and overall titles.

Baum Stadium has already seen its share of memorable games in its short lifespan, such as Arkansas' 11-run rally to beat South Carolina 17-16 in 1998 and a 16-0 win over Eastern Illinois in which David Walling fanned 16 batters to help give Norm DeBrynn his 1,000th career victory.

In 1999, the Razorbacks took their home field advantage to a new level, going 14-1 in home SEC games and ending the season with 13 consecutive conference victories at the facility. The solid play in home league games helped the Razorbacks earn division and overall league titles and brought an NCAA regional to the UA campus for the first time in school history.

In 2004, Arkansas duplicated the feat again earning a share of the SEC crown and topping the SEC West. Picked last in the division to begin the season, Van Horn guided this gritty bunch of Razorbacks to their second league title since joining the SEC. For their efforts, Arkansas earned a coveted national seed in the NCAA Tournament draw and hosted its second regional in school history.

The Razorbacks hosted the largest attended NCAA regional as 38,773 fans packed Baum Stadium for the three-day event. Arkansas didn't disappoint, although it took a historic comeback to send the home crowd away happy. Down to its last out in an elimination game against Wichita State, Arkansas got a grand slam from junior catcher Brady Toops to complete an improbable 11-9 comeback win against Wichita State. Arkansas

held off the Shockers 4-3 in the regional final to secure the school's first-ever NCAA Super Regional.

The following weekend, Arkansas dominated No. 12 Florida State in a two-game sweep of the Seminoles televised nationally by ESPN. Razorback fans set a new NCAA record for super regional attendance at an on-campus venue drawing 9,338 on Friday and 10,027 on Saturday. With the 4-2 win on Saturday, Arkansas clinched its fifth College World Series berth.

Omaha did not prove as kind to the Razorbacks, as Arkansas dropped a pair of games to Texas and Arizona. Despite the quick exit, the improbable run of this underdog Razorback squad captured the imagination of UA fans everywhere laying the groundwork for even bigger and better things to come.

During the 2009 regular season, Arkansas earned its first-ever No. 1 ranking and defeated Arizona State in front of a then-Baum-record 11,014 fans in the facility's first matchup between top-ranked teams; the Sun Devils were also ranked No. 1 at the time.

In 2009, having swept through the Norman Regional and Tallahassee Super Regional, upsetting national seeds Oklahoma and Florida State, respectively, the Razorbacks earned their sixth trip to Omaha.

Arkansas split its first two games, besting Cal State Fullerton and then losing to LSU. The Razorbacks found themselves one out away from elimination against Virginia before Brett Eibner lifted a two-run shot to left field to tie the game. Arkansas went on to win the instant classic 4-3 in 12 innings. The Razorbacks closed out the CWS with a tie for third place.

The Razorbacks reached the College World Series for the third time under Van Horn in 2012 as Arkansas put together a memorable postseason run that saw them down old SWC rivals Rice and Baylor on their home fields. Arkansas opened its tournament run in Houston as it defeated Sam Houston State twice and downed eighth-ranked Rice in a 1-0 shutout.

The next week, Arkansas returned to the state of Texas and faced No. 4 national seed Baylor. After dropping the opener of the super regional, Arkansas responded by winning the next two games to punch its ticket to Omaha. The decisive game of the Super Regional was a classic pitcher's duel. The game was scoreless until the top of the 10th inning when Arkansas broke through on Jake Wise's RBI single, scoring Brian Anderson. Randall Fant, Nolan Sanburn, Brandon Moore, Trent Daniel and Colby Suggs combined to shut down the high-powered Baylor offense and send Arkansas to Omaha.

In the College World Series, the Razorbacks opened by winning its first two games, defeating Kent State 8-1 in the opener and then downing South Carolina 2-1 to snap the Gamecocks' 22-game NCAA postseason win streak. Arkansas would finish tied for third in the CWS after South Carolina defeated the Razorbacks twice.

A rich history with legendary players, coaches and games make Arkansas baseball a unique and treasured program. With Baum Stadium as a backdrop for the Razorbacks' continued competition in the toughest league in the nation, Arkansas baseball promises to bring fans many more great moments for many years to come.



Former Razorbacks Ronn Reynolds, Kevin McReynolds, Tim Lollar and Johnny Ray with long-time Arkansas head coach Norm DeBrynn (middle).

# 1979 CWS TEAM

## Razorbacks Finish Second In First CWS Appearance



**Record: 49-15**

**SWC Record: 19-5**

SWC Finish: Second

SWC Tournament Finish: Second

College World Series Finish: Second

All-America Selections: Ronn Reynolds, C

CWS All-Tournament Team: Marc Brumble, OF

All-SWC Selections: Steve Krueger, LHP; Johnny Ray, 2B; Ronn Reynolds, C; Ed Wallace, 1B

All-SWC Tournament Selections: Marc Brumble, OF; John Hennell, 1B; Johnny Ray, 2B; Ronn Reynolds, C; Scott Tabor, P; Larry Wallace, SS

### 1979 Roster

Head Coach: Norm DeBrynn

Assistant Coaches: Doug Clark, Tom Hilton and Ban Ormsby

Name	Pos.	Yr.	Hometown (Last School)
Tim Alexander	RHP	So.	Ft. Smith, Ark. (Southside)
Jeff Ash	OF	Jr.	Shawnee Mission, Kan. (North)
Donald Atkins	INF/OF	Fr.	Little Rock, Ark. (Parkview)
Bill Bakewell	RHP	Sr.	Tulsa, Okla. (Hale)
Powell Bowers	2B	Fr.	Mt. Pleasant, Texas (Mt. Pleasant)
Jeff Boyd	RHP	Jr.	Springfield, Mo. (Glendale)
Marc Brumble	OF	Sr.	Tulsa, Okla. (Hale)
Mark Bulgarelli	C	Sr.	Littleton, Colo. (Arapahoe)
Randal Carter	SS/3B	Jr.	Springfield, Mo. (Hillcrest)
Tim Clancy	C/1B	Jr.	Tulsa, Okla. (Bishop Kelley)
Steve Coker	3B	So.	Fayetteville, Ark. (Fayetteville)
Chris Day	LHP	So.	Houston, Texas (Sharpstown)
Rich Erwin	RHP	Sr.	Littleton, Colo. (Littleton)
Kevin Grover	LHP	Fr.	Janesville, Wis. (Craig)
Bill Grubb	INF/OF	Jr.	Tulsa, Okla. (Hale)
Jeff Haun	INF	Fr.	Overland Park, Kan. (South)
John Hennell	1B	Jr.	Ashland, Wis. (Ashland)
Stuart Huchingson	RHP	Fr.	West Memphis, Ark. (West Memphis)
Jeff Huddleston	RHP	So.	Texarkana, Texas (Liberty)
Albert Jiron	SS	Fr.	Lakewood, Colo. (Bear Creek)
Danny Johnson	RHP	Fr.	Pine Bluff, Ark. (Watson Chapel)
Rob Kauffman	3B	Jr.	Tulsa, Okla. (Hale)
Mike Kreymborg	RHP	Fr.	Tulsa, Okla. (Bishop Kelley)
Dave King	OF	Jr.	Elkins, Ark. (Elkins)
Steve Krueger	LHP	Jr.	Topeka, Kan. (West)
Bruce Lahay	LHP	So.	St. Louis, Mo. (Oakville)
Mike Martin	OF	Sr.	Moore, Okla. (Moore)
Dale McDaniel	RHP	Jr.	Kansas City, Mo. (Hickman)
Pat McGurk	RHP	Jr.	Muskogee, Okla. (Muskogee)
Bob McHale	RHP	Jr.	Tobyhanna, Pa. (Pocono)
Kevin McReynolds	OF	Fr.	North Little Rock, Ark. (Sylvan Hills)
Kevin Radford	2B	Jr.	Tulsa, Okla. (Memorial)
Johnny Ray	2B	Sr.	Chouteau, Okla. (Chouteau)
Ronn Reynolds	C	Jr.	Wichita, Kan. (Southeast)
Rickey Riddle	OF	Jr.	Hot Springs, Ark. (Hot Springs)
Billy Schock	RHP	Fr.	Deer Park, Texas (Deer Park)
John Stanley	LHP	Jr.	Little Rock, Ark. (Hall)
Scott Tabor	RHP	Fr.	Little Rock, Ark. (McClellan)
Ed Wallace	LHP	Sr.	Florissant, Mo. (McClure)
Larry Wallace	2B/SS	Sr.	Pine Bluff, Ark. (Pine Bluff)
Manual Warrior	RHP	Sr.	Sapulpa, Okla. (Kellyville)
Ron Waymire	RHP	Jr.	Tulsa, Okla. (Cascia Hall)
Andy White	RHP	So.	Newport, Ark. (Newport)
Luis Zambrana	OF	So.	Carolina, Puerto Rico




### 1979 Results

Date	Result	Opponent	Location
2/23	W, 7-1	William Jewell	Fayetteville
2/23	W, 13-2	William Jewell	Fayetteville
2/27	W, 5-0	Missouri Southern	Fayetteville
2/27	W, 3-2	Missouri Southern	Fayetteville
3/2	W, 2-0	Texas*	Fayetteville
3/3	L, 2-3	Texas*	Fayetteville
3/3	L, 0-1	Texas*	Fayetteville
3/4	L, 2-3	Southern Illinois	Fayetteville
3/4	L, 5-18	Southern Illinois	Fayetteville
3/5	W, 5-0	Southwest Baptist	Fayetteville
3/5	W, 9-2	Southwest Baptist	Fayetteville
3/6	W, 4-1	Tulsa	Fayetteville
3/6	W, 8-1	Tulsa	Fayetteville
3/9	W, 6-3	Rice*	Houston, Texas
3/10	W, 7-2	Rice*	Houston, Texas
3/10	W, 12-3	Rice*	Houston, Texas
3/16	W, 12-1	Baylor*	Fayetteville
3/17	W, 5-1	Baylor*	Fayetteville
3/17	L, 0-4	Baylor*	Fayetteville
3/19	W, 13-0	Missouri Western	Fayetteville
3/19	W, 7-6 (11)	Missouri Western	Fayetteville
3/23	W, 7-1	TCU*	Fort Worth, Texas
3/24	W, 10-1	TCU*	Fort Worth, Texas
3/24	W, 9-4	TCU*	Fort Worth, Texas
3/26	W, 6-2	Eastern Michigan	Fayetteville
3/26	W, 1-0	Eastern Michigan	Fayetteville
3/27	W, 7-4	Iowa	Fayetteville
3/27	W, 6-0	Eastern Michigan	Fayetteville
3/30	W, 3-1	SMU*	Fayetteville
3/31	W, 3-1	SMU*	Fayetteville
3/31	W, 9-2	SMU*	Fayetteville
4/3	W, 5-1	SMS	Fayetteville
4/3	W, 4-3	SMS	Fayetteville
4/6	L, 8-9	Texas Tech*	Lubbock, Texas
4/7	W, 6-2	Texas Tech*	Lubbock, Texas
4/7	W, 12-9	Texas Tech*	Lubbock, Texas
4/13	W, 4-0	South Dakota	Fayetteville
4/13	W, 7-0	South Dakota	Fayetteville
4/14	W, 7-1	South Dakota	Fayetteville
4/14	W, 8-1	South Dakota	Fayetteville
4/17	L, 2-5	Oral Roberts	Tulsa, Okla.
4/20	W, 5-3	Houston*	Fayetteville
4/21	W, 3-0	Houston*	Fayetteville
4/21	W, 11-10 (8)	Houston*	Fayetteville
4/27	L, 0-6	Texas A&M*	College Station, Texas
4/28	W, 2-0 (11)	Texas A&M*	College Station, Texas
4/28	W, 9-1	Texas A&M*	College Station, Texas
	L, 8-9	Missouri Southern	Joplin, Mo.
	W, 6-5	Missouri Southern	Joplin, Mo.
	L, 6-7	Wichita State	Wichita, Kan.
	L, 4-5	Wichita State	Wichita, Kan.
5/12	W, 6-1	Baylor!	Austin, Texas
5/13	L, 2-6	Texas!	Austin, Texas
5/14	W, 6-2	Texas A&M!	Austin, Texas
5/14	L, 6-12	Texas!	Austin, Texas
5/25	W, 12-11	George Washington +	Tallahassee, Fla.
5/26	W, 9-1	Florida +	Tallahassee, Fla.
5/26	W, 8-6	Delaware +	Tallahassee, Fla.
5/27	W, 4-3	Delaware +	Tallahassee, Fla.
6/1	W, 5-4	Pepperdine#	Omaha, Neb.
6/3	W, 10-3	Arizona#	Omaha, Neb.
6/5	W, 9-4	Texas#	Omaha, Neb.
6/6	L, 10-13	Cal State Fullerton#	Omaha, Neb.
6/8	L, 1-2	Cal State Fullerton#	Omaha, Neb.

\* - SWC Game; ! - SWC Tournament; + - NCAA East Regional;

# - College World Series

## Razorbacks Win 51 Games and Finish Third at the CWS



Record: 51-15

SWC Record: 13-7

SWC Finish: Third

SWC Tournament Finish: First

College World Series Finish: Third

All-America Selections: Mike Loggins, OF

CWS All-Tournament Team: Jeff King, 3B; Ralph Kraus, OF

All-SWC Selections: Tim Deitz, P; Fred Farwell, P; Jeff King, 3B; Mike Loggins, OF; Norm Roberts, OF

All-SWC Tournament Selections: Tim Deitz, P; Fred Farwell, P; Jeff King, 3B; Mike Loggins, OF; Dave Patterson, 1B (MVP); Norm Roberts, OF; Doyle Wilson, C

## 1985 Roster

Head Coach: Norm DeBriyn

Assistant Coaches: Doug Clark, Dave Jorn, Rex Dickerson (GA), Rude Garcia (GA), Dave Van Horn (GA)

Name	Pos.	Yr.	Hometown (Last School)
Joe Blair	2B	Fr.	Orlando, Fla. (Bishop)
Kevin Campbell	RHP	So.	Des Arc, Ark. (Des Arc)
Dera Clark	RHP	So.	Artesia, N.M. (Artesia)
Steve Clements	OF	Sr.	Vancouver, British Columbia (S. Idaho JC)
Jay Cleveland	RHP	So.	Amarillo, Texas (UTEP)
Tim Deitz	RHP	Jr.	Tulsa, Okla. (Hale)
Joe DiLeo	INF	Fr.	Scranton, Pa. (Central)
Bobby Joe Edmonds	OF	So.	St. Louis, Mo. (Luthern North)
Fred Farwell	LHP	Jr.	Nashua, N.H. (Crowder JC)
Fred Faust	RHP	Jr.	Fayetteville, Ark. (Fayetteville)
David Ferrell	2B	Jr.	West Fork, Ark. (Northark JC)
Chris Flake	OF	Fr.	North Little Rock, Ark. (Northeast)
Rob Gee	LHP	Jr.	North Little Rock, Ark. (Westark JC)
Ray Harris	LHP	Fr.	Jacksonville, Ark. (Jacksonville)
Jim Hartman	OF	Fr.	Bedford, Texas (Trinity)
Keith Helton	LHP	So.	North Little Rock, Ark. (Ole Main)
Howard Hilton	RHP	Sr.	Oxnard, Calif. (Oxnard JC)
Rick Huntze	RHP	Sr.	Tulsa, Okla. (Bacone JC)
Mark Jackson	OF	Jr.	North Little Rock, Ark. (Northeast)
Joe Jakoncuk	1B	Fr.	Cabot, Ark. (Cabot)
Kevin Kee	RHP	Fr.	Wichita Falls, Texas (Hirschi)
Keith Kerns	2B	Jr.	Salina, Okla. (Bacone JC)
Jeff King	3B	So.	Colorado Springs, Colo. (Rampart)
Ralph Kraus	1B/OF	Jr.	Plano, Texas (Plano)
Jim Kremers	INF	Fr.	North Little Rock, Ark. (Catholic)
Mike Loggins	OF	Jr.	Crossett, Ark. (Crossett)
Chris Lusker	C	Jr.	Pittsburg, Kan. (Labette JC)
Ron Meilleur	RHP	Fr.	Winnipeg, Canada (Winnipeg)
Gary Murphy	RHP	Jr.	Hazleton, Pa. (Luzerne JC)
Greg Murtha	C	Fr.	Little Rock, Ark. (Westark JC)
David Patterson	INF	Jr.	Ventura, Calif. (Ventura JC)
Tony Peters	C	Jr.	Nicholson, Pa. (Lackawanna)
Pat Rice	RHP	Jr.	Colorado Springs, Colo. (Academy)
Derrick Richardson	INF	Sr.	Fort Smith, Ark. (Northside)
Norm Roberts	OF	Sr.	Texarkana, Texas (Texas)
Ellis Roby	SS	Jr.	North Little Rock, Ark. (Ole Main)
Doyle Wilson	C	Jr.	Chandler, Ariz. (Mesa JC)

## 1985 Results


Date	Result	Opponent	Location
2/9	L, 2-5	Miami (Fla.)	Coral Gables, Fla.
2/9	L, 1-2	Miami (Fla.)	Coral Gables, Fla.
2/10	L, 0-4	Miami (Fla.)	Coral Gables, Fla.
2/16	W, 4-0	Oklahoma City	Fayetteville
2/16	W, 20-13	Oklahoma City	Fayetteville
2/17	W, 5-2	Oklahoma City	Fayetteville
2/22	W, 5-1	Kansas State	Fayetteville
2/25	W, 12-1	Missouri Southern	Fayetteville
2/25	W, 8-3	Missouri Southern	Fayetteville
3/1	W, 15-4	Lubbock Christian	Fayetteville
3/2	W, 15-1	Lubbock Christian	Fayetteville
3/2	W, 4-1	Lubbock Christian	Fayetteville
3/3	W, 11-3	Northwest Missouri State	Fayetteville
3/4	W, 18-8	Northeast Missouri State	Fayetteville
3/5	W, 15-6	Southeast Oklahoma State	Fayetteville
3/8	W, 9-7	Indiana State	Fayetteville
3/9	W, 7-2	Indiana State	Fayetteville
3/9	W, 3-1	Indiana State	Fayetteville
3/17	W, 8-4	Rice*	Houston, Texas
3/17	L, 2-13	Rice*	Houston, Texas
3/18	W, 10-0	Missouri Western	Fayetteville
3/18	W, 4-0	Missouri Western	Fayetteville
3/19	W, 4-3	School of the Ozarks	Fayetteville
3/19	W, 6-0	School of the Ozarks	Fayetteville
3/22	W, 5-4	Texas*	Fayetteville
3/23	W, 2-1	Texas*	Fayetteville
3/23	L, 3-13	Texas*	Fayetteville
3/26	L, 1-3	Oklahoma State	Stillwater, Okla.
3/29	L, 2-6	Texas A&M*	College Station, Texas
3/31	W, 6-4	Texas A&M*	College Station, Texas
3/31	W, 15-4	Texas A&M*	College Station, Texas
4/2	L, 6-14	Oklahoma State	Fayetteville
4/5	W, 16-12	Houston*	Fayetteville
4/6	W, 5-4	Houston*	Fayetteville
4/6	L, 9-10	Houston*	Fayetteville
4/12	W, 14-4	Texas Tech*	Lubbock, Texas
4/13	W, 14-11	Texas Tech*	Lubbock, Texas
4/13	W, 22-5	Texas Tech*	Lubbock, Texas
4/16	W, 6-5	SMS	Fayetteville
4/19	W, 19-7	TCU*	Fort Worth, Texas
4/20	L, 3-4	TCU*	Fort Worth, Texas
4/20	W, 12-6	TCU*	Fort Worth, Texas
4/26	L, 6-7	Baylor*	Fayetteville
4/27	W, 5-4	Baylor*	Fayetteville
4/27	L, 8-11	Baylor*	Fayetteville
4/30	L, 2-16	Mississippi State	Greenville, Miss.
5/1	W, 13-1	Mississippi State	Little Rock, Ark.
5/3	W, 10-4	Kansas	Fayetteville
5/4	W, 6-5	Kansas	Fayetteville
5/4	W, 6-2	Kansas	Fayetteville
5/6	W, 14-4	Oklahoma Christian	Fayetteville
5/9	W, 6-4	Oral Roberts	Fayetteville
5/10	W, 5-1	Oral Roberts	Fayetteville
5/11	W, 9-5	Oral Roberts	Tulsa, Okla.
5/15	W, 11-2	Louisiana-Lafayette!	Fayetteville
5/17	W, 6-4	Baylor!	Fayetteville
5/18	W, 9-5	Texas!	Fayetteville
5/19	W, 10-6	Texas!	Fayetteville
5/23	W, 20-13	Eastern Kentucky +	Tallahassee, Fla.
5/24	W, 13-9	George Mason +	Tallahassee, Fla.
5/25	W, 7-6	Florida State +	Tallahassee, Fla.
5/26	W, 7-5	Georgia Tech +	Tallahassee, Fla.
5/31	W, 1-0	South Carolina#	Omaha, Neb.
6/3	L, 4-5	Mississippi State#	Omaha, Neb.
6/6	W, 10-4	Stanford#	Omaha, Neb.
6/8	L, 7-8	Texas#	Omaha, Neb.

\* - SWC Game; ! - SWC Tournament; + - NCAA South II Regional;

# - College World Series

# 1987 CWS TEAM

## Razorbacks Make Third Appearance in CWS and Finish Fifth



**Record: 51-16**

**SWC Record: 17-4**

SWC Finish: Second

SWC Tournament Finish: Second

College World Series Finish: Fifth

All-America Selections: Andy Skeels, C

CWS All-Tournament Team: None

All-SWC Selections: Bobby Edwards, P; Tim Peters, P; Andy Skeels, C

All-SWC Tournament Selections: Andy Skeels, C

### 1987 Roster

Head Coach: Norm DeBryen

Assistant Coaches: Doug Clark, Dave Jorn, Dave Van Horn (GA), Jerry Pufall (GA)

Name	Pos.	Yr.	Hometown (Last School)
Jim Anderson	C/OF	Fr.	St. Louis, Mo. (Lindbergh)
Bob Bailey	INF	Fr.	Newport, Ark. (Newport)
Randy Bobb	1B	Jr.	Broken Arrow, Okla. (Broken Arrow)
Jim Calhoon	INF	Fr.	Jacksonville, Ark. (Jacksonville)
Dan Campbell	OF	Jr.	Palos Verdes, Calif. (L.A. Harbor JC)
Kyle Caple	C	Fr.	Plano, Texas (Plano)
Bubba Carpenter	OF/LHP	Fr.	Winslow, Ark. (West Fork)
John Cebuhar	LHP	Jr.	Tulsa, Okla. (East Oklahoma JC)
Jay Cleveland	RHP	Sr.	Amarillo, Texas (UTEP)
Stan Click	OF	Jr.	Crossett, Ark. (Garden City JC)
Greg D'Alexander	3B	Fr.	Allen Park, Mich. (Cabrini)
Bob Edwards	RHP	Jr.	Salt Lake City, Utah (Coll. of S. Idaho)
Troy Eklund	1B/OF	So.	Kansas City, Mo. (Parkhill)
Dennis Fletcher	RHP	So.	Farmington, Ark. (Farmington)
Shawn Gore	1B/OF	Fr.	West Fork, Ark. (Farmington)
Bill Gunger	OF	So.	Aubun, N.Y. (Quinnipiac College)
Ray Harris	LHP	Jr.	Jacksonville, Ark. (Jacksonville)
Keith Helton	LHP	Sr.	North Little Rock, Ark. (Ole Main)
Mickey House	OF	So.	DeKalb, Texas (Texarkana JC)
Greg King	INF	Fr.	Lenexa, Kan. (Shawnee Mission South)
Jim Kremers	C/OF	Jr.	North Little Rock, Ark. (Catholic)
Allen Lester	LHP	Fr.	Fort Smith, Ark. (Southside)
Rod Moore	OF	Sr.	Oklahoma City, Okla. (Seminole JC)
Mike Oquist	RHP	Fr.	LaJunta, Colo. (LaJunta)
Tim Peters	RHP	Sr.	Portland, Ore. (Coll. of S. Idaho)
Tony Peters	C	Sr.	Nicholson, Pa. (Lackawana JC)
Jim Phillips	1B	Jr.	Texarkana, Texas (Seminole JC)
Scott Pose	INF	So.	West Des Moines, Iowa (Iowa West CC)
Ken Reese	INF	Jr.	Texarkana, Texas (Panola JC)
Tim Sherrill	LHP	Sr.	Harrison, Ark. (North Arkansas CC)
Britt Shoptaw	RHP	Fr.	Little Rock, Ark. (McClellan)
Mike Sisco	SS	Sr.	Des Peres, Mo. (Merramec JC)
Andy Skeels	C/OF	Sr.	Thousand Oaks, Calif. (Oxnard JC)
Don Thomas	3B/OF	So.	Pine Bluff, Ark. (Dollarway)
Kendall Trainor	OF	So.	Fredonia, Kan. (Fredonia)
Spencer Wilkinson	RHP	Jr.	Muskogee, Okla. (Connors State CC)
Kelly Zane	INF	Jr.	Wichita, Kan. (Butler County CC)



### 1987 Results

Date	Result	Opponent	Location
2/14	W, 3-1	Memphis	Memphis, Tenn.
2/14	T, 2-2	Memphis	Memphis, Tenn.
2/21	W, 21-5	Memphis	Fayetteville
2/22	W, 14-7	Memphis	Fayetteville
2/23	W, 4-3	Missouri Southern	Fayetteville
2/23	W, 13-10	Missouri Southern	Fayetteville
2/25	L, 4-6	Hawaii Pacific	Honolulu, Hawaii
2/26	W, 10-7	Hawaii Pacific	Honolulu, Hawaii
2/27	L, 4-8	Hawaii	Honolulu, Hawaii
2/28	L, 5-6 (10)	Hawaii	Honolulu, Hawaii
3/1	W, 9-7 (10)	Hawaii	Honolulu, Hawaii
3/2	W, 7-4	Hawaii	Honolulu, Hawaii
3/6	L, 3-4	Kansas State	Fayetteville
3/7	W, 12-7	Kansas State	Fayetteville
3/8	W, 13-4	North Texas	Fayetteville
3/9	W, 13-3	Lubbock Christian	Fayetteville
3/10	W, 20-10	St. Louis	Fayetteville
3/11	W, 9-0	St. Louis	Fayetteville
3/11	W, 15-5	St. Louis	Fayetteville
3/13	W, 10-3	Northern Iowa	Fayetteville
3/14	W, 8-3	Western Kentucky	Fayetteville
3/15	W, 5-2	Western Kentucky	Fayetteville
3/15	L, 5-11	Washington State	Fayetteville
3/20	W, 17-10	Texas A&M*	College Station, Texas
3/21	W, 8-2	Texas A&M*	College Station, Texas
3/21	W, 7-3	Texas A&M*	College Station, Texas
3/25	L, 1-8	Oklahoma State	Stillwater, Okla.
3/27	L, 3-4	Houston*	Fayetteville
3/28	W, 10-3	Houston*	Fayetteville
3/28	W, 12-6	Houston*	Fayetteville
3/31	W, 11-2	Missouri-St. Louis	Fayetteville
3/31	W, 14-2	Missouri-St. Louis	Fayetteville
4/3	W, 2-0	Texas Tech*	Lubbock, Texas
4/4	W, 8-6	Texas Tech*	Lubbock, Texas
4/4	W, 9-0	Texas Tech*	Lubbock, Texas
4/7	W, 16-2	Evangel	Fayetteville
4/10	W, 9-7	TCU*	Fort Worth, Texas
4/11	L, 6-7	TCU*	Fort Worth, Texas
4/11	W, 13-7	TCU*	Fort Worth, Texas
4/15	W, 12-11	Oklahoma	Fayetteville
4/17	W, 5-3	Baylor*	Fayetteville
4/18	W, 8-0	Baylor*	Fayetteville
4/18	W, 6-5	Baylor*	Fayetteville
4/20	W, 12-1	School of the Ozarks	Fayetteville
4/21	W, 9-8	Oklahoma State	Fayetteville
4/24	W, 4-3	Rice*	Houston, Texas
4/25	W, 5-1	Rice*	Houston, Texas
4/25	W, 3-0	Rice*	Houston, Texas
4/28	W, 14-10	Southeast Oklahoma State	Fayetteville
4/29	W, 20-5	Missouri Southern	Fayetteville
5/1	L, 5-9	Texas*	Fayetteville
5/2	W, 9-3	Texas*	Fayetteville
5/2	L, 1-4	Texas*	Fayetteville
5/7	W, 14-4	Oral Roberts	Fayetteville
5/8	W, 17-5	Oral Roberts	Fayetteville
5/10	L, 2-10	Oral Roberts	Tulsa, Okla.
5/10	L, 11-12 (10)	Missouri	Columbia, Mo.
5/15	W, 4-3	Texas A&M!	Austin, Texas
5/17	L, 10-3	Texas!	Austin, Texas
5/17	W, 14-9	Houston!	Austin, Texas
5/18	L, 2-3	Texas!	Austin, Texas
5/22	W, 10-7	Middle Tennessee+	Huntsville, Ala.
5/22	W, 7-2	West Virginia+	Huntsville, Ala.
5/23	W, 6-5 (10)	Clemson+	Huntsville, Ala.
5/24	W, 4-2	Clemson+	Huntsville, Ala.
5/30	L, 6-13	Texas#	Omaha, Neb.
5/31	W, 5-4	Georgia#	Omaha, Neb.
6/3	L, 2-5	LSU#	Omaha, Neb.

\* - SWC Game; ! - SWC Tournament; + - NCAA South I Regional;

# - College World Series



## Arkansas Makes Third CWS Appearance in Five Years, Fourth Overall



**Record: 51-16**

**SWC Record: 17-4**

SWC Finish: Tied First

SWC Tournament Finish: Second

College World Series Finish: Fifth

All-America Selections: Troy Eklund, OF

CWS All-Tournament Team: None

All-SWC Selections: Bubba Carpenter, 1B/OF; Greg D'Alexander, 3B; Troy Eklund, OF; Mike Oquist, P; Scott Pose, OF; Phillip Stidham, P; Mark Swope, P

All-SWC Tournament Selections: None

### 1989 Roster

Head Coach: Norm DeBriyn

Assistant Coaches: Doug Clark, John Luedtke, Abraham Flores (GA), Rod Moore (GA), Shannon Rhea (GA)

Name	Pos.	Yr.	Hometown (Last School)
Bill Abbottt	RHP	Jr.	Springfield, Mo. (Labette CC)
Doug Bennett	RHP	Fr.	Springfield, Mo. (Hillcrest)
Brent Birch	LHP	Fr.	North Little Rock, Ark. (Northeast)
Greg Boyd	C	Jr.	Paragould, Ark. (Three Rivers JC)
Chris Bryan	LHP	So.	Pine Bluff, Ark. (Pine Bluff)
Jim Calhoon	INF	Jr.	Jacksonville, Ark. (Jacksonville)
Bubba Carpenter	INF/OF	So.	Brentwood, Ark. (West Fork)
Jay Carpenter	INF/OF	Jr.	Brentwood, Ark. (Arkansas Tech)
Brian Cook	RHP	Fr.	Tulsa, Okla. (Memorial)
Greg D'Alexander	3B	Jr.	Allen Park, Mich. (Cabrini)
Charles Downey	SS	Fr.	League City, Texas (Dickinson)
Troy Eklund	OF	Sr.	Kansas City, Kan. (Park Hill)
Scott Epps	SS	Fr.	Jenks, Okla. (Jenks)
Haden Etheridge	OF	So.	North Little Rock, Ark. (Northeast)
Dennis Fletcher	RHP	Sr.	Farmington, Ark. (Farmington)
Tony Gilmore	C	Jr.	Tulsa, Okla. (Eastern Oklahoma JC)
Juju Harshaw	C/OF	Fr.	North Little Rock, Ark. (Northeast)
Glen Ray Hines	1B/3B	So.	Houston, Texas (Rice)
Todd Hobson	OF	Fr.	Indianapolis, Ind. (Lawrence North)
Dan Hreha	INF	Fr.	Brooklyn Center, Minn. (Park Center)
Cole Hyson	RHP	Jr.	Durango, Colo. (Eastern Utah)
Brett Kemohah	C/OF	Fr.	Vinita, Okla. (Vinita)
Greyson Liles	1B/OF	Fr.	Houston, Texas (Bellaire)
Ron Moore	OF	So.	Oklahoma City, Okla. (Murray State JC)
Mike Oquist	RHP	Jr.	LaJunta, Colo. (LaJunta)
Scott Osmon	RHP	Sr.	Mountain Home, Ark. (North Ark CC)
Kirk Piskor	C	Fr.	Plano, Texas (Plano East)
Scott Pose	OF	Sr.	West Des Moines, Iowa (Iowa West JC)
Peter Raether	RHP	Fr.	Edina, Minn. (Edina)
Phillip Stidham	RHP	Fr.	Tulsa, Okla. (Nathan Hale)
Rod Stillwell	SS	Sr.	Thousand Oaks, Calif. (Moorpark JC)
Mark Swope	RHP	So.	Spring Hill, Kan. (Spring Hill)
Jim Tejcek	RHP	Jr.	San Diego, Calif. (Southern Idaho)
Don Thomas	OF	Sr.	Pine Bluff, Ark. (Dollarway)
Tim Thomas	2B	So.	St. Paul, Minn. (Iowa Western JC)



### 1989 Results

Date	Result	Opponent	Location
2/19	W, 5-1	Wichita State	Fayetteville
2/24	W, 6-2	Missouri Southern	Fayetteville
2/25	W, 3-2	Kansas	Fayetteville
2/25	W, 7-0	Kansas	Fayetteville
2/26	W, 18-4	Kansas	Fayetteville
2/28	W, 8-4	Kentucky	Lakeland, Fla.
3/1	W, 2-1	Penn State	Lakeland, Fla.
3/1	L, 2-6	Kentucky	Lakeland, Fla.
3/2	L, 2-6	Western Michigan	Lakeland, Fla.
3/3	W, 8-2	Eckerd	Lakeland, Fla.
3/4	W, 15-0	Western Michigan	Lakeland, Fla.
3/10	W, 1-0	Iowa State	Fayetteville
3/11	W, 9-4	Iowa State	Fayetteville
3/12	W, 4-1	Nebraska	Fayetteville
3/13	W, 9-1	Stephen F. Austin	Fayetteville
3/14	W, 13-4	Wisconsin-Osh Kosh	Fayetteville
3/15	W, 9-4	Wisconsin-Osh Kosh	Fayetteville
3/17	W, 3-2	Northwestern State	Shreveport, La.
3/18	L, 2-10	Oklahoma State	Shreveport, La.
3/19	L, 4-8	Louisiana-Lafayette	Shreveport, La.
3/20	W, 14-4	Northern Iowa	Fayetteville
3/21	W, 12-1	Southwest Baptist	Fayetteville
3/22	W, 14-5	School of the Ozarks	Fayetteville
3/22	W, 10-0	School of the Ozarks	Fayetteville
3/24	W, 10-1	Houston*	Fayetteville
3/25	W, 3-0	Houston*	Fayetteville
3/25	W, 8-3	Houston*	Fayetteville
3/27	W, 11-3	St. Olaf	Fayetteville
3/31	W, 12-0	Texas Tech*	Lubbock, Texas
4/1	W, 3-2	Texas Tech*	Lubbock, Texas
4/1	W, 6-5	Texas Tech*	Lubbock, Texas
4/4	W, 10-4	Oklahoma State	Stillwater, Okla.
4/5	W, 6-4	Evangel	Fayetteville
4/7	W, 5-4	TCU*	Fort Worth, Texas
4/8	W, 8-6	TCU*	Fort Worth, Texas
4/8	W, 11-3	TCU*	Fort Worth, Texas
4/9	W, 11-1	Southeastern (Okla.) State	Fayetteville
4/10	L, 8-10	Dallas Baptist	Fayetteville
4/11	W, 7-4	Missouri	Columbia, Mo.
4/14	W, 8-4	Baylor*	Fayetteville
4/15	W, 9-1	Baylor*	Fayetteville
4/15	W, 10-3	Baylor*	Fayetteville
4/19	W, 9-8	Northeastern (Okla.) State	Fayetteville
4/21	W, 10-2	Rice*	Houston, Texas
4/22	L, 1-3	Rice*	Houston, Texas
4/22	W, 8-4	Rice*	Houston, Texas
4/26	L, 2-3	Oklahoma	Fayetteville
4/28	L, 4-5	Texas*	Fayetteville
4/29	W, 8-4	Texas*	Fayetteville
4/29	W, 14-7	Texas*	Fayetteville
4/30	W, 9-4	Kansas State	Fayetteville
5/1	L, 2-7	Kansas State	Fayetteville
5/5	W, 11-9 (16)	Texas A&M*	College Station, Texas
5/6	L, 2-3	Texas A&M*	College Station, Texas
5/7	L, 0-9	Texas A&M*	College Station, Texas
5/10	W, 10-6	Oklahoma State	Fayetteville
5/18	L, 3-8	Texas!	College Station, Texas
5/19	W, 5-4	Houston!	College Station, Texas
5/20	L, 1-9	Texas!	College Station, Texas
5/25	L, 5-7	Le Moyne+	Waterbury, Conn.
5/26	W, 8-2	George Washington+	Waterbury, Conn.
5/28	W, 9-2	Illinois+	Waterbury, Conn.
5/29	W, 1-0	Arizona State+	Waterbury, Conn.
5/29	W, 6-5	Le Moyne+	Waterbury, Conn.
6/2	L, 1-3	Wichita State#	Omaha, Neb.
6/4	W, 7-3	North Carolina#	Omaha, Neb.
6/6	L, 8-4	Wichita State#	Omaha, Neb.

\* - SWC Game; ! - SWC Tournament; + - NCAA Midwest Regional;

# - College World Series

# 2004 CWS TEAM

## Arkansas Returns to the CWS Under Dave Van Horn



**Record: 45-24**      **SEC Record: 19-11**  
SEC Finish: First  
SEC Tournament Finish: Third  
College World Series Finish: Seventh  
All-America Selections: None  
CWS All-Tournament Selections: None  
All-SEC Selections: Scott Hode, SS  
All-SEC Tournament Selections: Jake Dugger, OF

### 2004 Roster

Head Coach: Dave Van Horn  
Assistant Coaches: Matt Deggs, Dave Jorn, Tom Pagnozzi

Name	Pos.	Yr.	Hometown (Last School)
Charley Boyce	RHP	So.	Broken Arrow, Okla. (Tulsa Union)
Clint Brannon	LHP	Jr.	Bradford, Ark. (Bradford)
Scott Bridges	INF/OF	Jr.	White Hall, Ark. (White Hall)
Robby Daniel	RHP	Fr.	Poyen, Ark. (Poyen)
Devin Day	INF	Jr.	Gilbert, Ariz. (Gilbert)
Jason Deere	C/OF	So.	Conway, Ark. (Conway)
Jake Dugger	OF	Fr.	Omaha, Neb. (Millard West)
James Gilbert	LHP	Fr.	Katy, Texas (James E. Taylor)
Boyd Goodner	RHP	Sr.	Benton, Ark. (Benton)
Clay Goodwin	1B/3B	Jr.	Benton, Ark. (Benton)
Brett Hagedorn	INF	Sr.	Fort Smith, Ark. (Southside)
Caton Hall	RHP	Sr.	McCrory, Ark. (McCrory)
Danny Hamblin	3B/1B	Fr.	Rowlett, Texas (Rowlett)
Scott Hode	INF	Jr.	Crystal Lake, Ill. (Crystal Lake)
Trey Holloway	LHP	Jr.	Booneville, Ark. (Booneville)
Ryan Lennerton	LHP	So.	Langley, British Columbia (Brookwood)
Daryl Maday	RHP	Fr.	Bristol, Wis. (Westosha)
Brian McLelland	RHP	Fr.	DeQueen, Ark. (DeQueen)
Knox McCorquodale	C/1B	Fr.	Orange, Texas (Little Cypress)
Bubbs Merrill	INF	Sr.	Omaha, Neb. (Millard North)
Blake Parker	C/1B/OF	Fr.	Fayetteville, Ark. (Fayetteville)
Haas Pratt	INF	Sr.	San Diego, Calif. (Rancho Bernardo)
Stephen Robison	OF	Fr.	Tulsa, Okla. (Union)
Casey Rowlett	INF/OF	Jr.	Jones, Okla. (Jones)
Jay Sawatski	LHP	Sr.	Little Rock, Ark. (Pulaski Academy)
Joe Skinner	LHP	Fr.	Grand Rapids, Mich. (South Christian)
Josh Smith	RHP	So.	Lake Havasu City, Ariz. (Lake Havasu)
Matt Stallings	RHP	So.	Colleyville, Texas (Missouri)
Brady Toops	C	Jr.	New London, Minn. (New London)
Kern Watts	OF	Fr.	Brampton, Ontario (Brampton Centennial)
Justin White	RHP	Fr.	Fort Gibson, Okla. (Fort Gibson)



### 2004 Results

Date	Result	Opponent	Location
2/13	W, 2-0	Louisiana Tech	Fayetteville
2/14	W, 22-2	Louisiana Tech	Fayetteville
2/15	W, 13-2	Louisiana Tech	Fayetteville
2/20	W, 14-7	St. John's	Fayetteville
2/21	W, 6-5	St. John's	Fayetteville
2/22	W, 14-3	St. John's	Fayetteville
2/24	W, 7-1	McNeese State	Fayetteville
2/25	W, 7-2	McNeese State	Fayetteville
2/27	L, 1-3	New Mexico	College Station, Texas
2/27	L, 5-7	Texas A&M	College Station, Texas
2/28	W, 13-3	New Mexico	College Station, Texas
2/28	W, 6-4	Texas A&M	College Station, Texas
2/29	L, 7-9	Texas A&M	College Station, Texas
2/29	W, 5-2	New Mexico	College Station, Texas
3/6	L, 1-4	Texas-Pan American	Edinburg, Texas
3/7	L, 4-11	Texas-Pan American	Edinburg, Texas
3/12	W, 4-3	Illinois-Chicago	Fayetteville
3/14	L, 1-9	Illinois-Chicago	Fayetteville
3/16	W, 10-9	Centenary	Fayetteville
3/17	W, 15-3	Centenary	Fayetteville
3/19	L, 1-11	Florida*	Gainesville, Fla.
3/20	W, 8-2	Florida*	Gainesville, Fla.
3/21	L, 6-7 (10)	Florida*	Gainesville, Fla.
3/26	W, 5-3	South Carolina*	Fayetteville
3/27	W, 5-4	South Carolina*	Fayetteville
3/28	L, 2-10	South Carolina*	Fayetteville
3/30	W, 10-4	Wichita State	Fayetteville
4/2	L, 3-6	Alabama*	Fayetteville
4/3	W, 7-2	Alabama*	Fayetteville
4/4	W, 11-6	Alabama*	Fayetteville
4/6	L, 5-6 (16)	SMS	Fayetteville
4/9	W, 11-8	LSU*	Baton Rouge, La.
4/10	W, 11-10	LSU*	Baton Rouge, La.
4/11	W, 7-5	LSU*	Baton Rouge, La.
4/13	L, 4-6	Oral Roberts	Fayetteville
4/16	W, 6-3	Vanderbilt*	Nashville, Tenn.
4/17	W, 9-4	Vanderbilt*	Nashville, Tenn.
4/18	L, 8-14	Vanderbilt*	Nashville, Tenn.
4/20	W, 5-2	Oklahoma State	Fayetteville
4/23	W, 9-4	Kentucky*	Fayetteville
4/24	W, 5-4	Kentucky*	Fayetteville
4/25	W, 11-10	Kentucky*	Fayetteville
4/27	W, 8-4	Oral Roberts	Tulsa, Okla.
4/30	L, 3-9	Tennessee*	Fayetteville
5/1	W, 4-1	Tennessee*	Fayetteville
5/2	W, 5-3	Tennessee*	Fayetteville
5/7	L, 0-1	Ole Miss*	Oxford, Miss.
5/8	W, 3-1	Ole Miss*	Oxford, Miss.
5/9	L, 3-5	Ole Miss*	Oxford, Miss.
5/11	W, 13-2	Texas-Pan American	Fayetteville
5/15	L, 2-3	Mississippi State*	Starkville, Miss.
5/16	L, 4-5	Mississippi State*	Starkville, Miss.
5/16	W, 4-2	Mississippi State*	Starkville, Miss.
5/21	W, 9-7	Auburn*	Fayetteville
5/22	L, 4-7	Auburn*	Fayetteville
5/23	W, 15-3	Auburn*	Fayetteville
5/26	L, 6-8	Tennessee!	Hoover, Ala.
5/27	W, 4-3	Ole Miss!	Hoover, Ala.
5/28	W, 4-1	Tennessee!	Hoover, Ala.
5/29	L, 2-3	South Carolina!	Hoover, Ala.
6/4	W, 4-1	Le Moyne+	Fayetteville
6/5	L, 1-4	Wichita State+	Fayetteville
6/5	W, 10-7	Missouri+	Fayetteville
6/6	W, 11-9	Wichita State+	Fayetteville
6/6	W, 4-3	Wichita State+	Fayetteville
6/11	W, 7-5	Florida State\$	Fayetteville
6/12	W, 4-2	Florida State\$	Fayetteville
6/18	L, 2-13	Texas#	Omaha, Neb.
6/19	L, 2-7	Arizona#	Omaha, Neb.

\* - SEC; ! - SEC Tournament; + - NCAA Fayetteville Regional;  
\$ - NCAA Fayetteville Super Regional; # - College World Series

## Postseason Push Leads Arkansas to Sixth CWS Appearance



**Record: 41-24**

**SEC Record: 14-15**

SEC Finish: Seventh

SEC Tournament Finish: Third

College World Series Finish: Third

All-America Selections: Zack Cox, INF/RHP (Freshman)

CWS All-Tournament Selections: None

All-SEC Selections: None

All-SEC Tournament Selections: Bo Bigham, INF; Zack Cox, INF; Ben Tschepikow, INF

### 2009 Roster

Head Coach: Dave Van Horn

Assistant Coaches: Todd Butler, Dave Jorj, Chris Curry

Name	Pos.	Yr.	Hometown (Last School)
Kyle Atkins	OF	Fr.	DeQueen, Ark. (DeQueen HS)
Bo Bigham	INF	Fr.	Texarkana, Ark. (Arkansas HS)
Bryan Bigham	RHP	Jr.	Allen, Texas (Navarro College)
Mike Bolsinger	RHP	Jr.	McKinney, Texas (Grayson [Texas] CC)
Tim Carver	INF	Fr.	Fayetteville, Ark. (Fayetteville HS)
Ryan Cisterna	C	Sr.	Gilbert, Ariz. (Chandler-Gilbert [Ariz.] JC)
Trevor Cousineau	LHP	Fr.	Davison, Mich. (Davison HS)
Zack Cox	INF/RHP	Fr.	Louisville, Ky. (Pleasure Ridge Park HS)
Andrew Darr	OF/INF	Sr.	Gilbert, Ariz. (Chandler-Gilbert [Ariz.] JC)
Geoffrey Davenport	LHP	Fr.	Ft. Worth, Texas (Paschal HS)
Brett Eibner	OF/RHP	So.	Houston, Texas (The Woodlands HS)
T.J. Forrest	RHP	Jr.	Bossier City, La. (Bossier Parish CC)
Seth Gardner	OF	Fr.	Dallas, Texas (Highland Park HS)
Zack Hall	LHP	Fr.	Springdale, Ark. (Har-Ber HS)
Tom Hauskey	C	Jr.	Springdale, Ark. (Springdale HS)
Jeremy Heatley	RHP	Jr.	Breckenridge, Texas (North Lake College)
Jacob House	OF/INF	So.	Mansfield, Texas (Timberview HS)
Dallas Keuchel	LHP	Jr.	Tulsa, Okla. (Bishop Kelley HS)
Christian Kowalchuk	LHP	Jr.	Saskatoon, Saskatchewan (Seward CC)
Collin Kuhn	OF/INF	Fr.	Beaver Dam, Wis. (Beaver Dam HS)
Chase Leavitt	OF	Sr.	St. George, Utah (Dixie College/CCSN)
Scott Limbocker	LHP	So.	Overland Park, Kan. (Blue Valley North HS)
Scott Lyons	INF	Sr.	Covina, Calif. (Mt. San Antonio [Calif.] JC)
James Mahler	RHP	So.	Sandy, Utah (Jordan HS)
James McCann	C	Fr.	Santa Barbara, Calif. (Dos Pueblos HS)
Jarrod McKinney	OF	Fr.	Hughes Springs, Texas (Hughes Springs HS)
Sam Murphy	RHP	So.	Omaha, Neb. (Westside HS)
Jonathan Perlman	INF	Fr.	Dallas, Texas (Highland Park HS)
Stephen Richards	LHP	Jr.	Plano, Texas (Plano East HS)
Zac Russell	C	Fr.	Bulverde, Texas (Smithson Valley HS)
Travis Sample	OF	So.	Dallas, Texas (Howard JC)
Drew Smyly	LHP	Fr.	Little Rock, Ark. (Central HS)
Ben Tschepikow	INF	Sr.	Fayetteville, Ark. (Fayetteville HS)
Kendall Wehrle	INF/RHP	Fr.	Papillion, Neb. (Papillion-La Vista South HS)
Justin Wells	RHP	Sr.	Bryant, Ark. (Texarkana College)
Andy Wilkins	INF	So.	Broken Arrow, Okla. (Broken Arrow HS)



### 2009 Results

Date	Result	Opponent	Location
2/20	W, 4-2	Washington State	Fayetteville
2/21	W, 7-5	Washington State	Fayetteville
2/22	W, 4-3	Washington State	Fayetteville
2/24	L, 3-9	Kansas	Fayetteville
2/25	W, 9-8	Kansas	Fayetteville
2/27	W, 8-7	Western Illinois	Fayetteville
3/3	W, 7-3	Valparaiso	Fayetteville
3/4	W, 9-6	Valparaiso	Fayetteville
3/6	W, 5-4	California	Fayetteville
3/7	L, 6-12	California	Fayetteville
3/8	W, 13-3	California	Fayetteville
3/10	L, 3-8	Centenary	Shreveport, La.
3/13	W, 11-4	Florida*	Fayetteville
3/14	W, 8-4	Florida*	Fayetteville
3/15	W, 4-2	Florida*	Fayetteville
3/17	W, 7-3	Nebraska	Fayetteville
3/18	L, 4-7	Nebraska	Fayetteville
3/20	W, 3-2	Auburn*	Auburn, Ala.
3/21	W, 10-6	Auburn*	Auburn, Ala.
3/22	W, 12-6	Auburn*	Auburn, Ala.
3/25	W, 10-0	Missouri State	Fayetteville
3/27	W, 20-9	Mississippi State*	Fayetteville
3/27	W, 5-1	Mississippi State*	Fayetteville
3/29	L, 4-12	Mississippi State*	Fayetteville
3/31	W, 2-0	Missouri State	Springfield, Mo.
4/3	W, 6-4	South Carolina*	Columbia, S.C.
4/4	L, 1-9	South Carolina*	Columbia, S.C.
4/5	W, 7-4	South Carolina*	Columbia, S.C.
4/7	W, 7-3	Arizona State	Fayetteville
4/8	W, 8-7	Arizona State	Fayetteville
4/10	L, 0-9	Vanderbilt*	Fayetteville
4/11	L, 6-13	Vanderbilt*	Fayetteville
4/14	L, 2-3	Louisiana-Monroe	Fayetteville
4/15	W, 10-9	Louisiana-Monroe	Fayetteville
4/17	L, 3-4	Georgia*	Athens, Ga.
4/18	L, 3-4	Georgia*	Athens, Ga.
4/19	W, 2-0	Georgia*	Athens, Ga.
4/21	W, 9-6	Oral Roberts	Tulsa, Okla.
4/24	W, 9-3	Tennessee*	Knoxville, Tenn.
4/25	L, 4-5	Tennessee*	Knoxville, Tenn.
4/26	W, 15-8	Tennessee*	Knoxville, Tenn.
4/28	W, 8-7	Oklahoma	Fayetteville
5/2	W, 11-4	LSU*	Fayetteville
5/2	L, 0-5	LSU*	Fayetteville
5/3	L, 3-4	LSU*	Fayetteville
5/8	L, 1-2	Alabama*	Tuscaloosa, Ala.
5/9	L, 6-8	Alabama*	Tuscaloosa, Ala.
5/10	L, 5-6	Alabama*	Tuscaloosa, Ala.
5/12	W, 3-2	Oral Roberts	Fayetteville
5/14	L, 5-7	Ole Miss*	Fayetteville
5/15	L, 3-9	Ole Miss*	Fayetteville
5/16	L, 3-16	Ole Miss*	Fayetteville
5/20	W, 8-5	Florida!	Hoover, Ala.
5/21	L, 1-2	Georgia!	Hoover, Ala.
5/22	W, 10-7	Florida!	Hoover, Ala.
5/23	L, 1-11	Vanderbilt!	Hoover, Ala.
5/29	W, 10-3	Washington State+	Norman, Okla.
5/30	W, 17-6	Oklahoma+	Norman, Okla.
5/31	W, 11-0	Oklahoma+	Norman, Okla.
6/5	W, 7-2	Florida State\$	Tallahassee, Fla.
6/6	W, 9-8	Florida State\$	Tallahassee, Fla.
6/13	W, 10-6	Cal State Fullerton#	Omaha, Neb.
6/15	L, 1-9	LSU#	Omaha, Neb.
6/17	W, 4-3	Virginia#	Omaha, Neb.
6/19	L, 5-14	LSU#	Omaha, Neb.

\* - SEC; ! - SEC Tournament; + - NCAA Norman Regional

\$ - NCAA Tallahassee Super Regional; # - College World Series

# 2012 CWS TEAM

## Strong Pitching, Timely Hitting Lead to Seventh CWS Appearance



**Record: 46-22**

**SEC Record: 16-14**

SEC Finish: Tied Fifth

SEC Tournament Finish: Tied Ninth

College World Series Finish: Tied Third

All-America Selections: Matt Reynolds, 3B

CWS All-Tournament Selections: None

All-SEC Selections: Bo Bigham, 2B, Dominic Ficociello, 1B, Matt Reynolds, 3B

All-SEC Tournament Selections: None

### 2012 Roster

Head Coach: Dave Van Horn

Assistant Coaches: Todd Butler, Dave Jorn, Brian Walker, Matt Willard

Name	Pos.	Yr.	Hometown (Last School)
Brian Anderson	INF	Fr.	Edmond, Okla. (Deer Creek HS)
Barrett Astin	RHP	So.	Forrest City, Ark. (Forrest City HS)
Sam Bates	OF	Sr.	Cabot, Ark. (Crowder JC)
DJ Baxendale	RHP	Jr.	Jacksonville, Ark. (Sylvan Hills HS)
Bo Bigham	INF	Sr.	Texarkana, Ark. (Arkansas HS)
Derrick Bleeker	OF/RHP	Jr.	Longmont, Colo. (Howard JC)
Jimmy Bosco	OF	So.	Granite Bay, Calif. (California)
Tim Carver	INF	Sr.	Fayetteville, Ark. (Fayetteville HS)
Conor Costello	OF/RHP	Fr.	Edmond, Okla. (Santa Fe HS)
Trent Daniel	LHP	Jr.	Bryant, Ark. (Arkansas-Fort Smith)
Randall Fant	LHP	Jr.	Texarkana, Texas (Texas HS)
Dominic Ficociello	INF	So.	Fullerton, Calif. (Fullerton Union HS)
Michael Gunn	OF/LHP	Fr.	Wilson, Ark. (Christian Brothers HS)
Jeff Harvill	LHP	So.	Keithville, La. (Evangel Christian Academy)
Cade Lynch	LHP	Jr.	Jonesboro, Ark. (Panola JC)
Jacob Mahan	INF	Jr.	Camarillo, Calif. (Oxnard College)
David Masters	INF	Fr.	Lake St. Louis, Mo. (Timberland HS)
Greg Milhorn	RHP	Fr.	Texarkana, Ark. (Arkansas HS)
Brandon Moore	RHP	So.	Van Buren, Ark. (Van Buren HS)
Jacob Morris	OF/RHP	So.	Coppell, Texas (Coppell HS)
Chris Oliver	RHP	Fr.	Farmington, Ark. (Shiloh Christian HS)
Jean Ramirez	C	Fr.	Ft. Worth, Texas (Boswell HS)
John Clay Reeves	C	Fr.	Monroe, La. (Neville HS)
Mark Reyes	LHP	Fr.	Hot Springs Village, Ark. (Jessieville HS)
Matt Reynolds	INF	Jr.	Tulsa, Okla. (Bishop Kelley HS)
Nolan Sanburn	RHP	So.	Kokomo, Ind. (Kokomo HS)
Joe Serrano	INF	Fr.	Tucson, Ariz. (Salpointe Catholic HS)
Landon Simpson	RHP	Fr.	Magnolia, Ark. (Magnolia HS)
Tyler Spoon	INF/OF	Fr.	Van Buren, Ark. (Van Buren HS)
Ryne Stanek	RHP	So.	Overland Park, Kan. (Blue Valley HS)
Colby Suggs	RHP	So.	Sulphur Springs, Texas (Sulphur Springs HS)
Matt Vinson	OF	Jr.	Alma, Ark. (Alma HS)
Jake Wise	C	So.	Houston, Texas (Cypress Falls HS)
Tyler Wright	LHP	Jr.	Houston, Texas (San Jacinto CC)



### 2012 Results

Date	Result	Opponent	Location
2/17	W, 11-5	Villanova	Fayetteville
2/18	W, 13-1	Villanova	Fayetteville
2/19	W, 17-1	Villanova	Fayetteville
2/21	W, 8-7	Northwestern State	Fayetteville
2/22	W, 6-2	Northwestern State	Fayetteville
2/24	W, 7-3	Valparaiso	Fayetteville
2/25	W, 4-3	Valparaiso	Fayetteville
2/26	L, 9-10 (10)	Valparaiso	Fayetteville
2/28	W, 5-0	BYU	Fayetteville
2/29	W, 8-1	BYU	Fayetteville
3/2	W, 3-1	Texas Tech	Houston, Texas
3/3	L, 1-4	Houston	Houston, Texas
3/4	W, 7-3	Texas	Houston, Texas
3/9	W, 4-0	Binghamton	Fayetteville
3/10	W, 5-3	Binghamton	Fayetteville
3/10	W, 6-0	Binghamton	Fayetteville
3/13	W, 1-0	Gonzaga	Fayetteville
3/14	W, 5-3	Gonzaga	Fayetteville
3/16	W, 4-3 (12)	Alabama*	Fayetteville
3/17	W, 8-4	Alabama*	Fayetteville
3/18	W, 7-4	Alabama*	Fayetteville
3/21	W, 10-2	Nevada	Fayetteville
3/23	L, 2-11	Mississippi State*	Starkville, Miss.
3/24	W, 8-0	Mississippi State*	Starkville, Miss.
3/25	W, 8-5 (11)	Mississippi State*	Starkville, Miss.
3/30	L, 6-10	LSU*	Baton Rouge, La.
3/31	L, 1-2	LSU*	Baton Rouge, La.
4/1	L, 2-3 (11)	LSU*	Baton Rouge, La.
4/6	L, 2-4	Georgia*	Fayetteville
4/7	W, 8-3	Georgia*	Fayetteville
4/8	W, 8-0	Georgia*	Fayetteville
4/10	L, 0-4	Oklahoma	Norman, Okla.
4/13	W, 8-7	Kentucky*	Fayetteville
4/14	L, 4-5	Kentucky*	Fayetteville
4/14	L, 1-2	Kentucky*	Fayetteville
4/17	W, 8-3	Stephen F. Austin	Fayetteville
4/17	W, 4-3	Stephen F. Austin	Fayetteville
4/20	L, 2-8	Ole Miss*	Oxford, Miss.
4/21	L, 0-1	Ole Miss*	Oxford, Miss.
4/22	W, 11-3	Ole Miss*	Oxford, Miss.
4/24	W, 6-1	Oral Roberts	Fayetteville
4/27	L, 2-3	Florida*	Gainesville, Fla.
4/28	W, 5-1	Florida*	Gainesville, Fla.
4/29	W, 3-1 (10)	Florida*	Gainesville, Fla.
5/1	W, 6-3	Missouri	Fayetteville
5/2	W, 2-0	Missouri	Fayetteville
5/4	L, 6-8 (10)	South Carolina*	Fayetteville
5/5	W, 7-6	South Carolina*	Fayetteville
5/6	L, 7-10	South Carolina*	Fayetteville
5/10	L, 2-3 (10)	Auburn*	Fayetteville
5/11	W, 5-4	Auburn*	Fayetteville
5/12	L, 5-12	Auburn*	Fayetteville
5/15	W, 6-5 (10)	Louisiana Tech	N. Little Rock, Ark.
5/17	W, 8-0	Tennessee*	Knoxville, Tenn.
5/18	W, 10-3	Tennessee*	Knoxville, Tenn.
5/19	W, 8-2	Tennessee*	Knoxville, Tenn.
5/22	L, 1-9	Mississippi State!	Hoover, Ala.
5/23	L, 0-2	Ole Miss!	Hoover, Ala.
6/1	W, 5-4	Sam Houston State+	Houston, Texas
6/2	W, 1-0	Rice+	Houston, Texas
6/3	W, 5-1	Sam Houston State+	Houston, Texas
6/9	L, 1-8	Baylor\$	Waco, Texas
6/10	W, 5-4	Baylor\$	Waco, Texas
6/11	W, 1-0 (10)	Baylor\$	Waco, Texas
6/16	W, 8-1	Kent State#	Omaha, Neb.
6/18	W, 2-1	South Carolina#	Omaha, Neb.
6/21	L, 0-2	South Carolina#	Omaha, Neb.
6/22	L, 2-3	South Carolina#	Omaha, Neb.

\* - SEC; ! - SEC Tournament; + - NCAA Houston Regional;

\$ - NCAA Waco Super Regional; # - College World Series



# NCAA TOURNAMENT HISTORY

## NCAA Tournament (64-56, .533)

Regional Record:	46-37 (.554)
Super Regional Record:	7-5 (.583)
College World Series Record:	11-14 (.440)

## 2013 Manhattan Regional (2-2)

Tointon Family Stadium • Manhattan, Kan.	
Bryant	L 1-4
Wichita State	W 3-1
Bryant	W 12-3
Kansas State	L 3-4

## 2012 Houston Regional (3-0)

Reckling Park • Houston, Texas	
Sam Houston State	W 5-4
Rice	W 1-0
Sam Houston State	W 5-1

## 2012 Waco Super Regional (2-1)

Baylor Ballpark • Waco, Texas	
Baylor	L 1-8
Baylor	W 5-4
Baylor	W 1-0 (10)

## 2012 College World Series (2-2)

T.D. Ameritrade Park • Omaha, Neb.	
Kent State	W 8-1
South Carolina	W 2-1
South Carolina	L 0-2
South Carolina	L 2-3

## 2011 Tempe Regional (2-2)

Packard Stadium • Tempe, Ariz.	
Charlotte	L 2-3
New Mexico	W 3-0
Charlotte	W 11-3
Arizona State	L 4-13

## 2010 Fayetteville Regional (3-1)

Baum Stadium • Fayetteville, Ark.	
Grambling State	W 19-7
Washington State	W 6-4
Washington State	L 7-10
Washington State	W 7-2

## 2010 Tempe Super Regional (0-2)

Packard Stadium • Tempe, Ariz.	
Arizona State	L 6-7 (12)
Arizona State	L 5-7 (12)

## 2009 Norman Regional (3-0)

Mitchell Park • Norman, Okla.	
Washington State	W 10-3
Oklahoma	W 17-6
Oklahoma	W 11-0

## 2009 Tallahassee Super Regional (2-0)

Howser Stadium • Tallahassee, Fla.	
Florida State	W 7-2
Florida State	W 9-8

## 2009 College World Series (2-2)

Rosenblatt Stadium • Omaha, Neb.	
Cal State Fullerton	W 10-6
LSU	L 1-9
Virginia	W 4-3 (12)
LSU	L 5-14

## 2008 Stanford Regional (0-2)

Klein Field • Palo Alto, Calif.	
Pepperdine	L 3-4
Stanford	L 1-5

## 2007 Fayetteville Regional (2-2)

Baum Stadium • Fayetteville, Ark.	
Albany	W 9-0
Oklahoma State	L 3-14
Creighton	W 6-0
Oklahoma State	L 6-7

## 2006 Fayetteville Regional (1-2)

Baum Stadium • Fayetteville, Ark.	
Oral Roberts	L 3-4 (11)
Princeton	W 6-2
Oklahoma State	L 5-6

## 2005 Austin Regional (2-2)

Disch-Falk Field • Austin, Texas	
Miami (Ohio)	W 9-5
Texas	W 9-2
Texas	L 8-19
Texas	L 2-5

## 2004 Fayetteville Regional (4-1)

Baum Stadium • Fayetteville, Ark.	
Le Moyne	W 4-1
Wichita State	L 3-4
Missouri	W 10-7
Wichita State	W 11-9
Wichita State	W 4-3

## 2004 Fayetteville Super Regional (2-0)

Baum Stadium • Fayetteville, Ark.	
Florida State	W 7-5
Florida State	W 4-2

## 2004 College World Series (0-2)

Rosenblatt Stadium • Omaha, Neb.	
Texas	L 2-13
Arizona	L 2-7

## 2003 Austin Regional (1-2)

Disch-Falk Field • Austin, Texas	
Lamar	L 2-3
Bucknell	W 10-7
Lamar	L 6-7

## 2002 Wichita Regional (3-0)

Eck Stadium • Wichita, Kan.	
Oklahoma	W 8-5
Oral Roberts	W 7-6
Oral Roberts	W 11-6

## 2002 Clemson Super Regional (1-2)

Kingsmore Stadium • Clemson, S.C.	
Clemson	W 9-6
Clemson	L 7-8
Clemson	L 4-7

## 1999 Fayetteville Regional (1-2)

Baum Stadium • Fayetteville, Ark.	
Delaware	W 10-6
SMS	L 8-9 (10)
Clemson	L 4-12

## 1998 Midwest Regional (1-2)

Eck Stadium • Wichita, Kan.	
Arizona State	L 4-8
Wichita State	W 3-2 (11)
Georgia Tech	L 0-2

## 1996 Central II Regional (0-2)

Dan Law Field • Lubbock, Texas	
Oklahoma State	L 5-6
Southern California	L 5-15

## 1995 Midwest I Regional (0-2)

Eck Stadium • Wichita, Kan.	
Stanford	L 3-10
Texas Tech	L 10-14

## 1990 Midwest Regional (0-2)

Eck Stadium • Wichita, Kan.	
Fordham	L 5-8
Wichita State	L 6-7

## 1989 Northeast Regional (4-1)

Municipal Stadium • Waterbury, Conn.	
Le Moyne	L 5-7
George Washington	W 8-2
Illinois	W 9-2
Arizona State	W 1-0
Le Moyne	W 6-5

## 1989 College World Series (1-2)

Rosenblatt Stadium • Omaha, Neb.	
Wichita State	L 1-3
North Carolina	W 7-3
Wichita State	L 4-8

## 1988 Midwest Regional (0-2)

Allie P. Reynolds Stadium • Stillwater, Okla.	
Loyola-Marymount	L 3-8
Oklahoma State	L 7-13

## 1987 NCAA South I Regional (4-0)

Joe W. Davies Stadium • Huntsville, Ala.	
Middle Tennessee State	W 10-7
West Virginia	W 7-2
Clemson	W 6-5 (10)
Clemson	W 4-2

## 1987 College World Series (1-2)

Rosenblatt Stadium • Omaha, Neb.	
Texas	L 6-13
Georgia	W 5-4
LSU	L 2-5

## 1986 NCAA Midwest Regional (1-2)

Allie P. Reynolds Stadium • Stillwater, Okla.	
Oregon State	W 4-3
Stanford	L 0-2
Oregon State	L 0-1

## 1985 South II Regional (4-0)

Seminole Stadium • Tallahassee, Fla.	
Eastern Kentucky	W 20-13
George Mason	W 13-9
Florida State	W 7-6
Georgia Tech	W 7-5

## 1985 College World Series (2-2)

Rosenblatt Stadium • Omaha, Neb.	
South Carolina	W 1-0
Mississippi State	L 4-5
Stanford	W 10-4
Texas	L 7-8

## 1983 Midwest Regional (0-2)

Allie P. Reynolds Stadium • Stillwater, Okla.	
Oral Roberts	L 6-7
Wichita State	L 3-6

## 1980 Midwest Regional (1-2)

J.L. Johnson Stadium • Tulsa, Okla.	
Oral Roberts	W 3-2
Missouri	L 0-6
California	L 1-7

## 1979 East Regional (4-0)

Seminole Stadium • Tallahassee, Fla.	
George Washington	W 12-11
Florida	W 9-1
Delaware	W 8-6
Delaware	W 4-3

## 1979 College World Series (3-2)

Rosenblatt Stadium • Omaha, Neb.	
Pepperdine	W 5-4
Arizona	W 10-3
Texas	W 9-4
Cal State Fullerton	L 10-13
Cal State Fullerton	L 1-2

## 1973 NCAA District VI (0-2)

Arlington Stadium • Arlington, Texas	
Trinity	L 0-6
Texas-Pan American	L 2-4



The Razorbacks meet catcher Brady Toops at home plate after his game-winning grand slam in the top of the ninth inning against Wichita State during the 2004 Fayetteville Regional.



Hoover Metropolitan Stadium • Hoover, Ala.		
Ole Miss	L	4-9
Alabama	I	3-4

Hoover Metropolitan Stadium • Hoover, Ala.		
LSU	W	8-4
Mississippi State	W	10-3
Mississippi State	W	7-3
Auburn	L	5-7

Golden Park • Columbus, Ga.  
Auburn L 3-7

Superdome • New Orleans, La.		
South Carolina	W	8-6
LSU	L	1-8
South Carolina	L	5-9

Disch-Falk Field • Austin, Texas		
Rice	W	7-5
Texas	L	4-11
Houston	L	1-7

Olsen Field • College Station, Texas		
Texas	L	3-8
Houston	W	5-4
Texas	L	1-9

Disch-Falk Field • Austin, Texas		
Houston	W	4-3
Texas	L	2-9
Houston	W	9-7
Texas	W	5-4
Texas	L	0-14

Olsen Field • College Station, Texas		
Houston	W	9-6
Texas	L	0-8
Houston	L	8-9

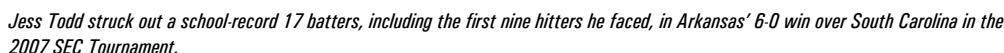
Disch-Falk Field • Austin, Texas		
Houston	L	2-7
Rice	W	5-4
Houston	W	9-3
Texas	L	1-11

Olsen Field • College Station, Texas		
Texas A&M	W	19-10
Texas	L	4-6
Texas Tech	W	6-5
Texas	W	8-7
Texas	L	4-9

Disch-Falk Field • Austin, Texas		
Baylor	W	6-1
Texas	L	2-6
Texas A&M	W	6-2
Texas	L	6-12

Disch-Falk Field • Austin, Texas		
Baylor	L	0-1
Texas A&M	L	0-5

Disch-Falk Field • Austin, Texas		
Texas A&M	L	2-5
Texas	L	1-8



# ALL-AMERICANS




Zack Cox  
INF - 2010



Greg D'Alexander  
3B - 1990



Brett Eibner  
OF/RHP - 2010



Troy Eklund  
OF - 1989



Charlie Isaacson  
RHP - 1999




Jeff King  
3B - 1985, 86



Ralph Kraus  
OF - 1986



Steve Krueger  
LHP - 1980



Mike Loggins  
OF - 1985



Tim Lollar  
P/DH - 1978



Ryan Lundquist  
OF - 1997



Kevin McReynolds  
OF - 1980, 81



Kenderick Moore  
2B - 1996



Matt Reynolds  
INF - 2012



Ronn Reynolds  
C - 1979



Nick Schmidt  
LHP - 2006, 07



Andy Skeels  
C - 1987



Ryne Stanek  
RHP - 2013



Phillip Stidham  
RHP - 1990, 91



Jess Todd  
RHP - 2007




David Walling  
RHP - 1998, 99

## FRESHMAN ALL-AMERICANS



Barrett Astin  
RHP - 2011



Matt Carnes  
RHP - 1995



Zack Cox  
3B - 2009



Jake Dugger  
OF - 2004



Brett Eibner  
OF/RHP - 2008



Matt Erickson  
3B - 1995



James Ewing  
2B - 2006



Dominic Ficociello  
INF - 2011



Danny Hamblin  
DH - 2004



Charlie Isaacson  
RHP - 1999



Jeff King  
3B - 1984



Brian Kirby  
OF - 1998



Nolan Sanburn  
RHP - 2011



Nick Schmidt  
LHP - 2005



Shaun Seibert  
RHP - 2005



Tyler Spoon  
OF - 2013



Phillip Stidham  
RHP - 1989

# ALL-CONFERENCE SELECTIONS



Brian Anderson  
OF - 2013 (2nd)




Clint Arnold  
OF - 2005 (Fr.)




DJ Baxendale  
RHP - 2011 (2nd)



Bo Bigham  
INF - 2012 (2nd)



Ty Bilderback  
OF - 1995 (1st)



Matt Carnes  
RHP - 1996 (2nd),  
1997 (2nd)



Zack Cox  
INF - 2010 (1st)



Jake Dugger  
OF - 2006 (2nd)



Brett Eibner  
OF/RHP - 2010 (2nd)



Matt Erickson  
3B - 1996 (2nd),  
1997 (1st)



Dominic Ficociello  
INF - 2011 (Fr., Def.),  
2012 (Def.)



Logan Forsythe  
3B - 2008 (1st)




Ryan Fox  
OF - 2003 (1st)



Scott Hode  
SS - 2004 (2nd)



Charlie Isaacson  
RHP - 1999 (1st)



Jeremy Jackson  
OF - 1997 (1st)



Dallas Keuchel  
LHP - 2007 (Fr.)



Ryan Lundquist  
OF - 1997 (1st),  
1998 (2nd)



Kenderick Moore  
2B - 1996 (1st)



Rodney Nye  
3B - 1999 (2nd)



Kit Pellow  
DH - 1995 (1st)



Matt Reynolds  
INF - 2012 (1st)



Nick Schmidt  
LHP - 2005 (Fr.),  
2006 (1st), 2007 (1st)



Drew Smyly  
LHP - 2010 (2nd)



Ryne Stanek  
RHP - 2013 (1st)



Jess Todd  
RHP - 2007 (1st)



David Walling  
RHP - 1998 (1st),  
1999 (2nd)



Allen Williams  
INF - 1992 (2nd),  
1994 (2nd)

## ALL-SWC / ALL-TOURNAMENT SELECTIONS

**All-SWC Selections**  
**Player, Pos.**  
Marc Brumble, OF  
Kevin Campbell, RHP  
Bubba Carpenter, 1B/OF  
Charlie Corbell, RHP  
Greg D'Alexander, 3B  
Billy Dees, 1B  
Tim Deitz, RHP  
Bobby Edwards, RHP  
Troy Eklund, OF  
Fred Farwell, RHP  
Tony Gilmore, C  
Jeff Hemm, C  
John Hennell, 1B  
Mark Johnson, OF  
Jeff King, 3B  
Ralph Kraus, OF  
Steve Krueger, LHP  
Mike Loggins, OF  
Tim Lollar, LHP/DH  
Scott Loseke, OF  
Kevin McReynolds OF  
Bill Montgomery, OF  
Mike Oquist, RHP  
Tom Pagnozzi, C  
Steve Parker, RHP  
Dave Patterson, 1B  
Tim Peters, RHP

Year(s)	Player, Pos.	Year(s)
1977	Kirk Piskor, C/OF	1991
1984	Scott Pose, OF	1989
1989, 1990, 1991	Johnny Ray, 2B	1978, 1979
1982	Ronn Reynolds, C	1979
1989, 1990	Norm Roberts, OF	1983, 1985
1982, 1983	Kenny Rogers, 3B	1981
1985	Andy Skeels, C	1987
1987, 1988	Phillip Stidham, RHP	1989, 1990, 1991
1988, 1989	Mark Swope, RHP	1989, 1990
1985	Scott Tabor, RHP	1981, 1982
1990	Tim Thomas, 2B	1990
1978	Dave Van Horn, 2B	1982
1981	Ed Wallace, 1B	1979
1990, 1991	Larry Wallace, SS	1979
1985, 1986	Doyle Wilson, C	1986

### All-SWC Tournament Selections

Year(s)	Player, Pos.	Year(s)
1979	Marc Brumble, OF	1979
1984, 1985	Bubba Carpenter, 1B	1990
1978	Don Carter, OF	1981
1983	Randell Carter, 2B	1980
1980, 1981	Charlie Corbell, P	1983
1976	Tim Deitz, P	1985
1989	Fred Farwell, P	1985
1983	Jeff Hemm, C	1977
1986	John Hennell, 1B	1979, 1980, 1981
1988		

Year(s)	Player, Pos.	Year(s)
1990	Casey Coon, OF	2007
1984, 1985	Zack Cox, 3B	2009
1986	Jake Dugger, OF	2004
1985	Scott Epps, C	1992
1982, 1983	Danny Hamblin, 1B	2007
1980 (MVP)	Joe Jester, SS	1998, 1999
1985 (MVP)	James McCann, C	2011
1990	Kenderick Moore, 1B/OF	1994, 1999
1979	Rodney Nye, 1B	1998, 1999 (MVP)
1979, 1980	Nick Pitts, OF	2003
1983, 1985	Kyle Robinson, OF	2011
1982	Nick Schmidt, LHP	2007
1981	David Skeels, C	1995
1987	Tyler Spoon, OF	2013
1979	Ryne Stanek, RHP	2013
1980, 1981	Jess Todd, RHP	2007
1982	Ben Tschepikow, SS	2009
1979	Matt Vinson, OF	2013
1985	Jack Welsh, OF	1998

### All-SEC Tournament Selections

Year(s)	Player, Pos.	Year(s)
2009	Bo Bigham, 2B	2009
1999	Mark Burnett, 2B	1999
1998	Brent Caldwell, C	1998
1995	Matt Carnes, RHP	1995
2002	Cody Clark, C	2002

### CWS All-Tournament Selections

Year(s)	Player, Pos.	Year(s)
1979	Marc Brumble, OF	1979
1985	Jeff King, 3B	1985
1985	Ralph Kraus, OF	1985
1979	Steve Krueger, LHP	1979
1979	Kevin McReynolds, OF	1979
1979	Larry Wallace, SS	1979



Key: Players selected in the June first-year player draft unless otherwise noted. Following the 1987 season there has only been one draft (June Draft). The first MLB Draft was held in 1965. Prior to 1965, players just signed professional contracts once their collegiate careers were over.

§ - Selected in January draft  
% - Selected in June secondary draft  
\* - Played or plays in the Major Leagues  
^ - Returned to school

## First-Round Razorbacks

Year	Player	Team	Rd (Pick)
1981	Kevin McReynolds, OF	Padres	1st (6)
1986	Jeff King, SS/3B	Pirates	1st (1)
1999	David Walling, RHP	Yankees	1st (27)
2007	Nick Schmidt, LHP	Padres	1st (23)
2008	Logan Forsythe, 3B	Padres	1st (46)
2010	Zack Cox, 3B	Cardinals	1st (25)
2013	Ryne Stanek, RHP	Rays	1st (29)

<b>1965</b>			
Bill Gray, OF	Twins	37th (665)	

<b>1973</b>			
Keith Cochran, 2B	Cardinals	33rd (683)	
Thurman Smith, OF	Cardinals	45th (733)	
Tommy Neal, OF	Cardinals	47th (737)	
Stephen Ballard, 1B	Cardinals	48th (739)	

<b>1975</b>			
Richard Miller, P	Astros	15th (350)	

<b>1976</b>			
Byron Ormsby, SS	Red Sox	16th (382)	

<b>1977</b>			
Tim Lollar, LHP^*	Indians	5th (115)	

<b>1978</b>			
Tim Lollar, LHP*	Yankees	4th (104)	
Arvis Harper, OF	Astros	14th (349)	
Bill Bakewell, RHP^	Reds	28th (657)	

<b>1979</b>			
Ronn Reynolds, C^*	White Sox	5th (109)	
Johnny Ray, 2B*	Astros	12th (294)	

<b>1980</b>			
Steve Krueger, LHP	Mariners	4th (84)	
Ronn Reynolds, C*	Mets	5th (105)	
John Hennell, 1B^	Mets	15th (365)	
Randall Carter, 2B	Rangers	19th (482)	
Todd Zacher, 3B^	Dodgers	28th (684)	

<b>1981</b>			
Kevin McReynolds, OF*	Padres	1st (6)	
Reggie Thomas, OF	Tigers	8th (197)	
Scott Tabor, RHP^	Braves	12th (296)	
Don Carter, OF	Expos	12th (302)	
John Hennell, 1B	Padres	13th (316)	
Todd Zacher, 3B	Giants	23rd (579)	
Ed Vidmar, P	White Sox	32nd (770)	

<b>1982</b>			
Chris Shaddy, SS	Blue Jays	8th (186)	
Dave Van Horn, 2B	Braves	10th (245)	
Scott Tabor, RHP	Tigers	11th (282)	
Ed Myers, RHP	Athletics	12th (313)	
Scott Glanz, P	Angels	13th (321)	

<b>1983</b>			
Mike Robinson, OF	Cardinals	5th (130)	
Tom Pagnozzi, C*	Cardinals	8th (208)	
Scott Loseke, OF	Reds	11th (264)	
Charlie Corbell, RHP	Giants	21st (534)	
Bobby Joe Edmonds, OF%	Cardinals	3rd (55)	

<b>1984</b>			
Brett Harrison, SS	Cardinals	4th (87)	
Jim Ward, 2B	Dodgers	5th (129)	
Mark Berry, C	Reds	6th (137)	
Derrick Richardson, 3B%^	Cubs	2nd (39)	

<b>1985</b>			
Mike Loggins, OF	Royals	3rd (71)	
Ellis Roby, 2B	Braves	5th (120)	
Tim Deitz, RHP	Reds	6th (136)	
Mark Jackson, INF/OF	Cardinals	8th (202)	

Norm Roberts, OF	Orioles	8th (203)
Fred Farwell, LHP	Dodgers	10th (246)
Gary Murphy, RHP	Astros	14th (352)
Gary Curtis, SS	Reds	20th (500)
Derrick Richardson, INF	Phillies	21st (538)
Howard Hilton, RHP*	Cardinals	22nd (566)

<b>1986</b>			
Jeff King, SS/3B*	Pirates	1st (1)	
Kevin Campbell, RHP*	Dodgers	5th (120)	
Doyle Wilson, C	Indians	10th (239)	
Ralph Kraus, OF	Yankees	10th (262)	
Steve Parker, LHP	Cubs	12th (298)	
Dave Patterson, 1B	Giants	14th (344)	
Bob Chadwick, P%	Brewers	6th (92)	

<b>1987</b>			
Andy Skeels, C	Padres	7th (172)	
Jim Kremers, 3B/OF^*	Reds	8th (206)	
Keith Helton, LHP	Mariners	14th (344)	
Spencer Wilkinson, RHP	Rangers	14th (362)	
Ray Harris, LHP^	Angels	14th (368)	
Tim Sherrill, LHP*	Cardinals	18th (461)	
Mike Sisco, SS	Mariners	20th (500)	
John Cebuhar, LHP^	Reds	22nd (569)	

<b>1988</b>			
Jim Kremers, C*	Braves	2nd (33)	
John Cebuhar, LHP	Cardinals	14th (366)	
Ray Harris, LHP	Athletics	22nd (567)	
Troy Eklund, OF^	Indians	35th (891)	

<b>1989</b>			
Cole Hyson, RHP	Astros	9th (228)	
Mike Oquist, RHP*	Orioles	13th (321)	
Troy Eklund, OF	Rangers	25th (637)	
Dennis Fletcher, P	Cardinals	28th (716)	
Greg D'Alexander, 3B/C^	Orioles	31st (789)	
Scott Pose, OF*	Reds	34th (885)	
Rod Stillwell, SS	Royals	60th (1,417)	

<b>1990</b>			
Tony Gilmore, C	Astros	8th (218)	
Phil Stidham, RHP^*	Braves	11th (282)	
Mark Swope, RHP	Twins	11th (293)	


<b>1991</b>			
Doug Bennett, RHP	Dodgers	5th (144)	
Phil Stidham, RHP*	Tigers	15th (401)	
Mark Johnson, OF	Royals	17th (445)	
Brian Dennison, LHP	Brewers	23rd (599)	

<b>1992</b>			
Allen Williams, 3B	Red Sox	46th (1,290)	

<b>1993</b>			
Tom Czanstowski, RHP	Astros	26th (728)	
Ryan Whitaker, RHP	Athletics	27th (769)	
Kortney Paul, C^	Cardinals	48th (1,332)	

<b>1994</b>			
Bob Hughes, OF	Expos	18th (504)	
Doyle Preston, 3B/1B	Reds	35th (968)	
Scott Cunningham, RHP	Cardinals	37th (1,034)	
Todd Abbott, RHP^	Indians	38th (1,053)	

<b>1995</b>			
Jeff Parsons, SS	Mets	5th (133)	
Alan Mahaffey, LHP	Twins	16th (436)	
Tim Mosley, RHP	Cubs	27th (756)	
Ty Bilderback, OF	Angels	31st (844)	
Chris Clark, OF^	Tigers	35th (966)	
Todd Abbott, RHP	Athletics	44th (1,212)	



Jeff King was selected with the No. 1 overall pick of the 1986 draft by the Pittsburgh Pirates. He played 11 seasons with the Pirates and Kansas City Royals. He is one of seven Razorbacks to be drafted in the first round.



## 1996

Jason Stephens, RHP	Angels	9th (265)
Kit Pellow, OF*	Royals	22nd (649)
Richie Nye, RHP	Twins	23rd (667)
Barry Lunney Jr., LHP^	Twins	45th (1,316)

## 1997

Matt Carnes, RHP	Twins	7th (213)
Matt Erickson, 3B*	Marlins	7th (216)
Jeremy Jackson, OF	Rockies	8th (252)
Chris Clark, OF	Marlins	34th (1,026)
Dan Wright, RHP^*	Braves	46th (1,359)
Jason McConnell, 2B	Twins	48th (1,384)

## 1998

Ryan Lundquist, OF^	Twins	10th (289)
Eric Hinske, 3B*	Cubs	17th (496)

## 1999

David Walling, RHP	Yankees	1st (27)
Dan Wright, RHP*	White Sox	2nd (64)
Rodney Nye, 3B	Mets	7th (226)
Joe Jester, INF	Giants	7th (228)
Ryan Lundquist, OF	Reds	8th (248)
Kevin Vent, RHP	Giants	8th (258)
Mark Burnett, 2B	Reds	20th (608)

## 2000

Cliff Lee, LHP*	Expos	4th (104)
Matt Riethmaier, RHP	Phillies	5th (145)
Brad Bohannon, RHP	White Sox	28th (832)

## 2001

Wes McCrotty, LHP	Marlins	23rd (692)
Brian Kirby, C	Indians	31st (937)
Charlie Isaacson, RHP^	Cubs	34th (1,008)

## 2002

Charlie Isaacson, RHP	Yankees	29th (876)
Gary Hogan, RHP	Rangers	32nd (952)

## 2003

Scott Roehl, RHP	Indians	10th (288)
Andrew Wishy, OF	Rangers	12th (346)
Jarrett Gardner, RHP	Red Sox	19th (564)
Ryan Fox, OF	Rockies	21st (617)

## 2004

Jay Sawatski, LHP	Twins	8th (241)
Brady Toops, C	Cardinals	10th (300)
Haas Pratt, 1B	Athletics	30th (907)
Clint Brannon, LHP	Rangers	34th (1,011)

## 2005

Scott Bridges	Giants	8th (278)
Scott Hode, SS	Cubs	24th (730)
Casey Rowlett, OF/INF	Cardinals	32nd (980)

## 2006

Danny Hamblin, 1B^	Athletics	9th (278)
Craig Gentry, OF*	Rangers	10th (298)
Blake Parker, C*	Cubs	16th (479)
Devin Collis, LHP	Rockies	26th (768)
Daryl Maday, RHP	Giants	30th (896)

## 2007

Nick Schmidt, LHP	Padres	1st (23)
Duke Welker, RHP*	Pirates	2nd (68)
Jess Todd, RHP*	Cardinals	2nd (82)
Danny Hamblin, 1B/3B	Athletics	10th (330)
Chris Rhoads, RHP	Phillies	28th (863)
Brian Walker, C	Angels	29th (898)
Jacob Julius, OF	Orioles	33rd (997)
Jake Dugger, OF	Nationals	49th (1,417)
Matt Willard, SS	Indians	49th (1,423)



*Ryne Stanek became the seventh Razorback in program history to be selected in the first round of the MLB Draft when he was drafted by the Tampa Bay Rays in the first round of the 2013 MLB Draft.*

## 2008

Logan Forsythe, 3B*	Padres	1st (46)
Cliff Springston, LHP	Rangers	11th (333)
Jeff Nutt, C	Yankees	25th (770)
Aaron Murphree, OF	Padres	27th (825)

## 2009

Dallas Keuchel, LHP*	Astros	7th (221)
Stephen Richards, LHP	Marlins	8th (248)
Scott Lyons, INF	Royals	15th (452)
Ben Tschepikow, INF	Royals	17th (512)
Mike Bolsinger, RHP^	Athletics	33rd (993)
Ryan Cisterna, C	Angels	34th (1,041)

## 2010

Zack Cox, 3B	Cardinals	1st (25)
Brett Eibner, CF	Royals	2nd (54)
Drew Smyly, LHP*	Tigers	2nd (68)
Andy Wilkins, 1B	White Sox	5th (158)
Mike Bolsinger, RHP	Diamondbacks	15th (451)
Collin Kuhn, LF^	Tigers	15th (463)
Jordan Pratt, RHP	Tigers	16th (493)
Jeremy Heatley, RHP	Marlins	22nd (677)

## 2011

James McCann, C	Tigers	2nd (76)
Collin Kuhn, OF	White Sox	17th (531)
Trent Daniel, LHP^	Tigers	23rd (707)
Kyle Robinson, OF	White Sox	28th (861)
Jarrod McKinney, OF	Astros	31st (940)
Geoffrey Davenport, LHP	Indians	43rd (1298)

## 2012

Matt Reynolds, INF	Mets	2nd (71)
Nolan Sanburn, RHP	Athletics	2nd (74)
DJ Baxendale, RHP	Twins	10th (310)
Tim Carver, INF	Phillies	19th (608)
Sam Bates, OF	Royals	28th (893)
Randall Fant, LHP^	Indians	29th (893)
Derrick Bleeker, OF/RHP	Orioles	37th (1122)
Jacob Morris, OF^	Indians	37th (1133)

## 2013

Ryne Stanek, RHP	Rays	1st (29)
Colby Suggs, RHP	Marlins	2nd (73)
Barrett Astin, RHP	Brewers	3rd (90)
Dominic Ficociello, INF	Tigers	12th (366)
Trent Daniel, LHP	Rockies	17th (499)
Brandon Moore, RHP	Brewers	17th (512)
Jacob Morris, OF	White Sox	24th (723)
Tyler Wright, LHP	Mariners	26th (777)
Randall Fant, LHP	Astros	29th (857)
Eric Fisher, INF^	Marlins	30th (892)
Matt Vinson, OF	Diamondbacks	37th (1,110)



Mike Oquist  
Jim Walkup (Browns)



Eric Hinske  
Charlie Jamerson  
Tim Lollar



Tim Lollar  
Dan Wright



Darrel Akerfields  
Cliff Lee  
Mel McGaha (Manager)  
Jess Todd  
Roy Wood



Babe Ellison  
Lester Lancaster  
Drew Smyly  
Phil Stidham  
Jim Walkup  
Jack Whillock



Dallas Keuchel  
Ronn Reynolds



Jeff King  
Mel McGaha (Manager)  
Kevin McReynolds  
Kit Pellow  
Scott Pose



Johnny Ray



Bud Bloomfield  
Kevin Campbell



Eric Hinske  
Tim Lollar  
Scott Pose



Darrel Akerfields  
Kevin Campbell  
Craig Gentry  
Skeeter Kell (Philadelphia)  
Mike Oquist



Cliff Lee  
Pat Rice  
Matt Wagner



Logan Forsythe  
Eric Hinske



Darrel Akerfields  
Craig Gentry  
Cliff Lee



Eric Hinske  
Robert Person



Eric Hinske



Eric Hinske  
Jim Kremers



Lester Lancaster  
Blake Parker



Chuck Tompkins



Bubba Carpenter  
Kit Pellow



Gerald Hannahs



Scott Pose



Matt Erickson



Kevin McReynolds  
Robert Person  
Ronn Reynolds



Darrel Akerfields  
Cliff Lee  
Robert Person  
Ronn Reynolds



Hugo Bezdek (Manager)  
Eric Hinske  
Jeff King  
Tim Lollar  
Johnny Ray  
Duke Welker  
Roy Wood



Sid Benton  
Bud Bloomfield  
Howard Hilton  
Dick Hughes  
Lester Lancaster  
Tom Pagnozzi  
Tim Sherrill  
Jess Todd



Logan Forsythe  
Tim Lollar  
Kevin McReynolds  
Mike Oquist  
Ronn Reynolds



Gerald Hannahs (Expos)



*Tim Carver*

Charlton, Aaron	1993	<b>D</b>	
Childress, Robert M.	1956, '57	D'Alejandro, Greg	1987, '88, '89, '90
Chipman, Marvin	1926, '27	D'Amico, Joe	1992, '93
Christian, Carroll	1923, '24	Dailey, Randy	1971, '72
Christian, O.	1898	Daly, Cory	1995
Cisterna, Ryan	2008, '09	Daniel, Trent	2011, '12, '13
Clancy, Tim	1978, '79, '80	Darr, Andrew	2008, '09
Clark, Cody	2001, '02	Davenport, Geoffrey	2009, '10, '11
Clark, Chris	1993, '94, '95, '97	Davis, Joe	1991
Clark, Dera	1984	Davis, Matt	1998
Clark, Kyle	1997, '98	Davis, Menar	1912
Clark, M.D.	1898	Davis, Mike	1910, '11, '12
Clayton, Walker B.	1923	Dawson, Bill	1988
Clements, Charles M.	1972	Day, Chris	1978
Clements, Steve	1984, '85	Day, Devin	2004
Clinkenbeard, Bob	1981	DeBriyn, Marty	1997
Cloninger, Chris	1996	Deason, Jesse Wayne	1956
Cobb, David	1994	Deere, Jason	2004
Cochran, Keith	1971, '72, '73	Dees, Billy	1981, '82
Cole, George Sr.	1926, '27, '28	Deitz, Tim	1983, '84, '85
Cole, John Conway Jr.	1951	Dellasega, Joe	1980
Cole, Kenneth	1908	Dennison, Brian	1991
Coleman, Walter C.	1972, '73, '74	Dickinson, Wallace	1924, '25
Collis, Devin	2005, '06	DiLeo, Joe	1985, '86
Conner, Michael	2001, '02	Dipper, Wayne	1968
Conway, George	1902	Dodd, Rob	1990
Cook, Brian	1990, '91, '92, '93	Donathan, Jeff	1926, '27, '28
Cook, Damon Lee	1966	Dorothy, William N.	1969, '70
Cook, Joe	1908, '09	Dougherty, Harry K.	1947, '48
Coon, Casey	2007, '08	Douglas, Hall	1928, '29
Coppock, Mark	1990, '91	Dowell, O.	1903
Corbell, Charlie	1982, '83	Downey, Charles	1990
Costello, Conor	2012	DuBose, Dave	1976, '77
Cotton, Delano Talbert	1962, '63	Dudley, Kirk	1981, '82
Cox, Evan	2007, '08	Dugger, Jake	2004, '05, '06, '07
Cox, Harold Earl	1948, '49	Duka, Michael	1953
Cox, Zack	2009, '10	Dunlap, Tyrie	1974
Coyle, Norman	1910, '11		
Craig, Charles	1924	<b>E</b>	
Crawford, C.	1929	Eason, Alcuin	1903
Crawford, Rick	1982	East, Jack	1920, '21
Creekmore, Stephen W.	1910, '11	Edmonds, Bobby Joe	1986
Crossett, Scott	1998, '99, 2000, '01	Edwards, Bobby	1987, '88
Crouse, Cliff	2000, '01, '02	Edwards, Delmar Butch	1965, '66, '67
Croxsdale, E.W.	1913	Eibner, Brett	2008, '09, '10
Cunard, Craig	1981	Eklund, Troy	1986, '87, '88, '89
Cunningham, Scott	1993, '94	Elliott, Lynn Blaine	1961, '62, '63
Curtis, Gary	1983	Ellis, Scott	1996, '97, '98
Cusack, Thomas	1953, '54, '55	Epps, Scott	1989, '90, '91, '92
Cypert, Boyd	1912	Erickson, Matt	1995, '96, '97
Czanstkowski, Tom	1992, '93	Erwin, Richard	1976, '77, '78, '79





Dallas Keuchel

Erwin, Wally 1979  
Etheridge, Haden 1988, '89, '90, '91  
Ewing, James 2006

## F

Fanning, Chris 1991  
Fant, Randall 2010, '11, '12, '13  
Farris, Jordan 2013  
Farwell, Fred 1985  
Faust, Fred 1983  
Feeny, Chris 1995  
Ferguson, Rick 1981, '82  
Fernel, David 1984  
Ficociello, Dominic 2011, '12, '13  
Fields, James E. 1970  
Fincher, L.J. 1921  
Fischel, Frank James 1949, '50, '51, '52  
Fishback, Herbert 1897  
**Fisher, Eric** 2011, '13  
Fisher, Joe 1994  
Fisk, Gregory Michael 1967  
Fleming, P.A. 1898  
Fletcher, Dennis 1986, '87, '88, '89  
Fletcher, Jeff 1999, 2000, '01, '02  
Flowers, Jeromy 1998  
Forrest, TJ 2009, '10  
Forsythe, Logan 2006, '07, '08  
Foster, Herbert R. 1957  
Foster, Pat Duane 1959, '60, '61  
Foster, Rodney 1992  
Foster, Virgil Lynn 1966  
Foundren, Price 1927, '28, '29  
Fox, Ryan 2001, '02, '03  
Franks, Lance 1996, '97  
Freeman, Wallace Britton 1964, '65  
Fry, Jeff 1993  
Fulmer, Doyle 1928  
Fuqua, Jason 2010

## G

Gaffney, W.C. 1919, '20, '21  
Garcia, Rudy 1982, '83, '84  
Gardner, Jarrett 2002, '03  
Garrett, John Doyle Jr. 1956  
Garrison, Johnny 1950  
Gatling, Tom 1908  
Geis, Clarence 1928  
Gentry, Aaron 1994

Gentry, Craig 2005, '06  
Geren, J.M. 1913  
Gessner, Tom 1998  
Gilbert, James 2004, '05, '06, '07  
Giles, Danny 1997, '98  
Gilleland, Greg 1998, '99  
Gilmore, Kale 1991, '92  
Gilmore, Tony 1989, '90  
Glanz, Scott 1980, '81, '82  
Glaze, Thomas Arthur 1958, '59  
Glynn, Josh 2002  
Gonring, Doug 1981  
Goodner, Boyd 2003, '04  
Goodwin, Clay 2002, '03, '04, '05  
Gorman, Henry F. 1981  
Grant, Dale 1986  
Graves, Aaron 2001, '02  
Gray, William Lewis 1963, '64, '65  
Green, Doyle 1974, '76  
Grubb, Bill 1979  
**Gunn, Michael** 2012, '13

## H

Haaser, Steven L. 1972, '73  
Hadley, Ray C. 1925, '27, '28  
Hagedorn, Brad 1997, '98, '99, 00  
Hagedorn, Brett 2001, '02, '03, '04  
Haizlip, Ralph 1926, '27, '28  
Hall, Caton 2003, '04  
Hall, H.C. 1959, '60  
Hall, Zack 2010, '11  
Hamblin, Danny 2004, '05, '06, '07  
Hamilton, Jim 1994  
Hancock, Doy 1924, '25  
Hannahs, Gerald 1971, '72, '73, '74  
Hargroves, Willie 1977, '78  
Harper, Arvis 1976, '77, '78  
Harper, Bland Robert 1965  
Harris, Gary 1990  
Harris, Kyle 1992, '93, '94  
Harris, Ray 1985, '86, '87, '88  
Harrison, Brett 1983, '84  
Hartman, Jim 1985  
Harvill, Jeff 2011  
Hatfield, Kenneth Wahl 1963, '64, '65  
Hauskey, Thomas 2007, '08, '09, '10  
Haynie, Arnold Augustus 1962, '63, '64  
Haynie, Bracey 1922, '23  
Hays, Ben 2011

Heather, Scott 1997, '98  
Heatley, Jeremy 2009, '10  
Hellbusch, Isaac 2013  
Helton, Keith 1984, '85, '86, '87  
Hemm, Jeff 1975, '76, '77, '78  
Hemm, Warren 1975, '76  
Henderson, DeMatt 1899, 1900, '01  
Hendricks, Charles Lowber 1947, '48  
Hendey, Waldersee 1921  
Hennell, John 1978, '79, '80, '81  
Hennesey 1911  
Henson, James W. 1972  
Henry, Thomas Walter 1966  
Hernandez, Darin 1986  
Hester, Bart 1998, '99, 2000  
Hicks, Quazar 1994  
Highfill, H.H. 1912  
Hill, Thomas Jasper Jr. 1964  
Hill, Travis 2007, '08  
Hilton, Howard 1984, '85  
Hindman, Randy 1982  
Hinds, Hubert 1919, '20  
Hines, Glen Ray 1989  
Hinske, Eric 1996, '97, '98  
Hinton, Percy 1911, '12, '13  
Hobson, Edward Louis 1957, '58, '59  
Hobson, Todd 1989, '90  
Hode, Scott 2002, '03, '04, '05  
Hoefler, Jeff 2000, '01  
Hogan, Gary Jr. 2000, '01, '02  
Hollensworth, Chris 2005, '06  
Holloway, Max Marvin 1958, '59, '60  
Holloway, Trey 2004, '05, '06  
Holt, Henry Cecil 1912  
Hom 1906, '09  
Hon, Jackson 1925  
Hopkins, Thomas Hugh 1966, '67, '68  
Horn, Jack 1908  
Horne, David Buford 1959, '61  
Horton, Donald Clyn 1956, '57, '58  
Horton, Ralph H. unknown  
Hotchkiss, Henry 1910  
Houck, Jeff 1990, '91, '92, '93  
House, Herbert Claude 1967, '68  
House, Jacob 2008, '09  
Howard, Fred 1970  
Hreha, Dan 1989, '90, '92  
Hrozek, Wayne 2006, '07  
Huchingson, Stuart 1979, '80, '81  
Huddleston, Jeff 1978, '79, '80  
Hughes, Bob 1993, '94

Hughes, Howard 1947, '48  
Hunt, Claude Ruse 1957  
Huntze, Rick 1983, '84, '85  
Hum, David 2006  
Hurley, Scott 1998, '99  
Hyatt, Robert F 1905, '06, '08  
Hyson, Cole 1989

## I

Isaacson, Charlie 1999, 2000, '01, '02

## J

Jackson, Jeremy 1997  
Jackson, Mark 1983, '84, '85  
Jacobs, Robert 1924, '26  
Jamerson, Charles 1919, '20, '21  
Jamerson, D.C. 1922  
Jameson, Jasen 1994  
Jay, Jim Wilbur 1963, '64  
Jenkins, John 1973  
Jennings, Archie Winthrop 1966  
Jester, Joe 1997, '98, '99  
Johnson, Charles 1965  
Johnson, Danny 1980  
Johnson, Mark 1990, '91  
Jones, Ben 1943, '44  
Jones, Donald Gilbert 1956, '57  
Jones, Gary 1982  
Jones, Mark A. 1969, '70  
Jones, Randall E. 1972, '73, '74  
Jones, Sean 2007, '08  
Joiner 1902  
Julius, Jacob 2007

## K

Kauffman, Rob 1977, '78, '79, '80  
Kearns, Walter Lewis 1951, '52, '53  
Kee, Kevin 1985, '86  
Keeter, Daniel R. 1970  
Keith, Charles 1908  
Kelly, E.L. 1897  
Kemp, Jarrell R. 1921  
Kent, Elmore 1922, '23  
Kerns, Keith 1985  
Kerr, John Herman 1958, '59, '60  
Keuchel, Dallas 2007, '08, '09  
Kilgallen, Richard 1947, '48, '49  
**Killian, Trey** 2013



Clay Goodwin

# LETTERWINNERS

Kindle, Judd	2003
King, Bryan	2000
King, C.H.	1922
King, Cyrus	1923, '24, '25
King, Dave	1979
King, Jeff	1984, '85, '86
Kirby, Brian	1998, '99, 2000, '01
Kirk, Scott	1978
Kirkland, Mike	1973, '74
Kizer, Roland	1919, '20
Klein, Mike	1994
Kline, Richard	1964, '65
Korbal, Kendall	2008
Kowalchuk, Christian	2009, '10
Kraus, Ralph	1983, '84, '85, '86
Kreder, Monk	2010
Kregal, Horace	1927
Kremers, Jim	1985, '86, '87, '88
Kretschmar, James Joseph	1955, '56
Kreymborg, Mike	1979
Krueger, Steve	1979, '80
Kuhn, Collin	2009, '10, '11

<b>L</b>	
Lacey, Shaun	1977, '78
Lahay, Bruce	1978
Laird, Tony	1983, '84
Lamberth, John	1973
Lambeth, Dan	1982, '84
Lancaster, Les	1982, '83, '84
Land, Lee	2005
Leach, Aaron	1998
Leavitt, Chase	2008, '09
Lee, Cliff	2000
Lenox, Greg	1971
Lennerton, Ryan	2004
Leraris, Justin	2001, '02
Leuppe, Ed	1981, '82, '83
Leverette, Edward Vault	1988, 1905
Ley, Stan	1971, '72
Lidell, Finessee	1909, '10
Liles, Greyson	1989, '90, '91
Limbocker, Scott	2007, '09
Lindsey, James Edgar	1964, '65
Linebarier, Bobby Joe	1951
Lipsmeyer, David	1978
Little, Blake	1990, '91
Loggins, Mike	1983, '84, '85
Lollar, Tim	1977, '78
Long, Frances Jones	1952, '53, '54
Long, Gordon	1947, '48, '49
Longonitti, Henry P.	1947
Longoria, Keith	1981, '82
Loseke, Scott	1982, '83
Lubker, Herman	1947
Lundquist, Dennis	1974, '75
Lundquist, Ryan	1996, '97, '98, '99
Lundquist, Tim	1976, '77
Lunney, Barry Jr.	1993, '94, '95, '97
Lusker, Chris	1985
Lutes, Charles, Russell	1953
Lyles, Robert Earl	1956
Lyles, Tigger	2001
Lynch, Cade	2011, '12, '13
Lyon, Earl	1926
Lyons, Scott	2008, '09
Lyons, W.A.	1922, '23

<b>M</b>	
Maday, Daryl	2004, '05, '06
Magness, James Edward	1963, '64
Mahaffey, Alan	1995
Mahan, Jacob	2012, '13
Mahler, James	2008

Manatt, Jared	1999, 2000
Marshall, David	1969, '70, '71
Marquardt, John Henry	2005, '06
Martin, E.G.	1898
Martin, Mike	1978, '79
Masanda, Daren	1994, '95, '96
Mason, Donald	1965, '66
Masters, David	2012
Matheson, Derek	1996, '97, '98, '99
Matthews, Walter Ray	1954, '55, '56
<b>McAfee, Brett</b>	
<b>2013</b>	
McAllister, Leslie Edward	1967, '69
McAlvain, Jarred	1996
McCann, James	2009, '10, '11
McCaughtry, Floyd	1960, '61
McClain, Mark	1976, '77
McClure, Dave	1980, '81
McConnell, Jason	1995, '96, '97
McConnell, Kirk	2002, '03
McCorquodale, Knox	2005
McCowan	1902
McCrotty, Wes	1998, '99, 2000
McCullough, William Glenn	1923
McDaniel, Dale	1979
McDaniel, Larry L.	1972
McDaniel, Travis	1997, '98, '99, 2000
McGaha, Mel	1947, '48
McGehee, Mel	1945, '47, '48
McGurk, Pat	1980
McHale, Robert	1979, '80
McHan, Lamar	1952, '53
McKenzie, James Horace	1961
McKinney, Jarrod	2009, '10, '11
McKissack, Stephen Louis	1967
McLelland, Brian	2004, '05, '06, '07
McNemer, Phil	1908, '09
McNiel, Donald	1975, '76, '77
McReynolds, Kevin	1979, '80, '81
McShane, Mickey Paul	1964, '65
Mercado, Jose Egardo	1951
Merrill, Bubbs	2004
Merryman, Josh	2000, '01, '02, '03
Methvin, Garrett	2010
Milburn, Frank H.	1923, '24
Milford, Clinton G.	1909, '10, '11
Miller, Donald L.	1950, '51
Miller, Grady	1908, '09, '10, '11
Miller, John	1983, '84
Miller, Ray	1995
Miller, Richard L.	1972, '73, '74
Milwee, F.B.	1913
Mitchell, Bruce	1971, '72, '73, '74
Mitchell, S.D.	1921
Mobbs, Jimmy	2003
Mont, Theodore Jr.	1961, '62, '63
Montgomery, Bill	1975, '76
Moody, Billy Joe	1962
Moore, Brandon	2011, '12, '13
Moore, Kenderick	1993, '94, '95, '96
Moore, Rod	1986, '87
Moore, Ron	1989, '90, '91
Moody, James Wesley	1958
Moriarity, Mike	1996, '97, '98, 2000
Morris, Jacob	2011, '12, '13
Morris, William T.	1972, '73
Mosley, Tim	1995
Muldoon, Allen Mike	1967
Mulhollen, Danny Byron	1962, '63, '64
Mulvaney, Brad	1994, '95, '96
Murphree, Aaron	2007, '08
Murphy, Bill	1974
Murphy, Gary	1984, '85
Murphy, Jon	2000
Murphy, Sam	2008, '09, '10



James McCann

Muse, Preston	1926
Myers, Ed	1981, '82
<b>N</b>	
Nauman, John	1971, '73
Neal, Tommy A.	1972, '73
Nelson, Peyton	2000
Newland, Josh	2000
Newman, Willie	1988
Newton, C.B. Jr.	1958, '59
Nix, Bobby	1965
Nix, Lowell Edsel	1952, '53, '54
Norcott, A.	1912, '13
Norton, Delbert	1902
Nosari, Eldon Joe	1958, '59, '60
Nutt, Jeff	2007, '08
Nye, Elmer Lloyd	1967
Nye, Richie	1996
Nye, Rodney	1998, '99

<b>O</b>	
Odom, Tony	1982
<b>Oliver, Chris</b>	
<b>2012, '13</b>	
Oliver, Thomas P.	1929
Oquist, Mike	1987, '88, '89
Ormsby, Ban	1976
Osborn, Donald Jr.	1965
Osmon, Scott	1989
Overbey, Rogers	1955, '56, '57

<b>P</b>	
Pagnozzi, Tom	1983
Palen, Mike	1992, '93
Parker, Blake	2004, '05, '06
Parker, Steve	1986
Parsons, Jeff	1993, '94, '95
Patterson, Dave	1985, '86
Paul, Kortney	1991, '93
Paulsen, Larry	1970, '71, '72, '73
Payne, Buck	1916
Peace, John	1971
Pearson, Jeffrey Lynn	1964, '65, '66
Pellow, Kit	1995, '96
Perdue, Monroe	1922
Person, Robert	1988
Peters, Darrell	1959, '60
Peters, Tim	1986, '87
Peters, Tony	1986
Phelan, Brian	1996, '97
Phillips, Jimmy	1987
Pierce, Chad	2008
Piskor, Kirk	1989, '90, '91
Pittman, Donald	1898
Pitts, Nick	2000, '01, '02, '03

<b>Poché, Colin</b>	<b>2013</b>
Pogue, Doug	1974
Pohle, Ike	1998, '99
Pomeroy, Kyler	2002, '03
Porter, A.W.	1926
Porter, Tom	1947, '48, '49
Pose, Scott	1987, '88, '89
Potts, Thomas	1898
Powell, David	1982, '83
Pratt, Haas	2003, '04
Pratt, Jordan	2010
Preston, Doyle	1993, '94
Pridemore, Harold C.	1951
Pryor, Michael Scott	1968, '69, '70, '71
Pryor, Shap Hanner	1952, '53
Ptak, V. James	1919, '20
Pufall, Ed	1974, '75
Pugh, Dennis	1973, '74
Pyle, Jason	2003

<b>Q</b>	
Quarnstrom, Rob	1995, '96, '97, '98

<b>R</b>	
Raether, Pete	1989, '91
Ragland, H.S.	1902
Ramirez, Jean	2013
Rankin, Jeremy	2000, '01
Ray, Johnny	1978, '79
Rayder, Jan Wayne	1955, '56, '57
Raynor, Arthur	1927, '28, '29
Reagan, Stephen Earl	1967, '68
Reese, Ken	1987, '88
Reeves, John Clay	2012
Renfro, Elza	1924
Reves, Arch	1905
Reyes, Mark	2012
Reynolds, Matt	2010, '11, '12
Reynolds, Ronn	1979, '80
Rhoades, Barton R.	1972
Rhoads, Chris	2006, '07
Rhodes, Dave	1977, '78
Rice, Jacob	2011
Rice, Pat	1984, '85, '86
Richards, Stephen	2007, '08, '09
Richardson, Bryant	1994
Richardson, Derrick	1984, '85
Richmond, Jonathan	2001, '02, '03
Riethmaier, Matt	1998, '99, 2000
Riley, Justin	2000
Rinehart, Jimmy Jarrell	1951, '52
Robbins	1905
Roberts, Derek	1998

Roberts, Norm	1982, '83, '84, '85
Robertson, O. Leland	1920, '22, '23
Robinson, Kyle	2010, '11
Robinson, Mike	1981, '82, '83
Robison, Stephen	2004, '05, '06, '07
Roby, Ellis	1983, '84, '85
Rock, Mike	1981, '82, '83
Roehl, Scott	2001, '02, '03
Rogers, Brian	1994, '95, '96, '97
Rogers, Kenny	1980, '81
Rogers, Marty	1980, '81
Rogers, Ted Don	1957
Rogerson, J.B.	1920, '21
Roller, Robert Michael	1966
Rose, Glen	1927, '28
Rosson, Sam	1926
Rowlett, Casey	2004, '05
Rucker, Charles	1925
Rucker, Jeff	1924, '25, '26
Rucker, Paul	1934, '35
Ruckerman, Charles	1923, '24, '25
Ruder, Russ	1981
Russell, Zac	2010

## S

Sample, Charles	1910
Sample, Travis	2009, '10
Sanburn, Nolan	2011, '12
Sawatski, Jay	2003, '04
Sayles, Rickey	1964
Schalchlin, George W.	1912
Schaufele, Louis J.	1949, '50, '51
Schmidt, Nick	2005, '06, '07
Schoonover, Wear	1929
Schrantz, Jeff	1981, '83
Schwanke, Willie	2013
Scott, H.A.	1969, '70, '71
Scott, John T.	1902
Secrist, Brad	2007
Seibert, Shaun	2005, '06, '07, '08
<b>Serrano, Joe</b>	<b>2012, '13</b>
Seward, Tim	1981, '82
Shaddy, Chris	1980, '81, '82
Shawgo, Jack Edwin	1949, '50
Sheredy, Kevin	1994, '95
Sherrill, Tim	1986, '87
Shock, Billy	1980
Shoptaw, Britt	1988
<b>Simpson, Landon</b>	<b>2013</b>
Sisco, Mike	1986, '87
Skeels, Andy	1986, '87
Skeels, David	1992, '93, '94, '95
Skinner, Joe	2004
Slembariski, Ron	1983
Smalling, Tim	2007, '08
Smith, Austin	1925
Smith, C.S.	1913
Smith, Don Roy	1956, '57, '58
Smith, James Howard	1950, '51, '52
Smith, Jarrette Dean	1950
Smith, Josh	2005, '06
Smith, Thurman Jr.	1970, '72, '73
Smyly, Drew	2009, '10
Smyor, C.P.	1898
Snowden, Greg	1973, '74
Soden, James Paul	1962, '63, '64
Spence, Jeff	1977, '78
Spence, Thad Burke	1948
Spikes, James L.	1920, '21, '24
<b>Spoon, Tyler</b>	<b>2013</b>
Springston, Cliff	2008
Stafford, Joe Herman	1965, '66, '67
Stall, Carl	1992, '93
Stallings, Matt	2004

Standley, Billy Glenn	1967, '68, '69
Stanek, Ryne	2011, '12, '13
Stanley, J.H.	1905
Stanley, John	1979, '80
Stanley, Tom	1903, '06
Starkey, Chuck	1980
Stephens, Bob	1976
Stephens, G.K.	1898
Stephens, Jason	1996
Stricklin, Clayborne Jr.	1968, '69
Stidham, Phillip	1989, '90, '91
Stillwell, Rod	1988, '89
Stinson, Ryan	1992, '93
Stoakes, Sid	1909, '10
Stolzer, Robert	1957, '58
Stout, S.R.	1911, '12, '13
St. Pierre, Robert	1953
Suggs, Colby	2011, '12, '13
Sutton, Mark	1976
Swope, Mark	1988, '89, '90

## T

Tabor, Scott	1979, '80, '81, '82
Taft, Steve	1990, '91, '93, '94
Talbot, Jeremy	1996
Tejcek, Jim	1989
Thomas	1902
Thomas, Don	1986, '87, '88, '89
Thomas, Everett William	1956, '57, '58
Thomas, O.C.	1912
Thomas, Reggie	1980, '81
Thomas, Richard	1992
Thomas, Tim	1989, '90, '92
Thomason, Dewey Jr.	1947, '48, '49, '50
Thomason, Joe Henry	1954, '55, '56
Thompson, Burl	1929
Thompson, Clark	1908
Thompson, Gerald	1978
Thompson, Henry	1976, '77, '78
Thorne, Matt	2000
Tidwell, Chad	1995, '96
Tiffée, Ronald C.	1966, '67, '68
Tisher, Mitch	2000
Todd, Jess	2007
Tompkins, C.H.	1909, '10, '11
Toops, Brady	2002, '03, '04
Trainor, Kendall	1986, '87, '88
Trapp, Charles	1930
Trigg, J.W.	1903
Trigg, Tom	1905
Trimble, Claud	1928, '29
Triplett, Gerald	1903
Troglin, Mike	1990
Tschepikow, Ben	2005, '07, '08, '09
Tucker, Jeff	1992
Tyra, John	1966, '67, '68

## V

Van Every, Lynn	1986
Van Horn, Dave	1982
Vann, S.	1910
Vaske, Terry	1992
Vent, Kevin	1998
Verhage, Terry	1968, '69, '70, '71
Vidmar, Ed	1980, '81
Villanueva, Eddie	1971
Vincenheller, G. Aston	1898, '1902
Vincent, Farrell	1971
Vinson, Matt	2010, '11, '12, '13

## W

Wachter, Scott	1980, '81
Wagner, Matt	1991, '92
Wales, Ted	1970, '71, '72

Walker, Brian	2005, '06, '07
Walker, Brian	1992
Walker, Clint	1996
Walker, Doug	1991
Walker, Johnny	1975
Wallace, Ed	1978, '79
Wallace, George	1922
Wallace, Larry	1976, '77, '78, '79
Walling, David	1998, '99
Wanger, Fred	1969, '70
Ward, Jim	1982, '83, '84
Warram, James	1925
Warrior, Manual	1978, '79
Washburn, Kyle	2000, '01
Washington, Fredy Lee	1968
Watkins, David	1992
Watkins, James	1902
Watts, Kern	2004
Watson, J.T.	1905, '06, '08
Watson, John R.	1905, '06
Watson, Michael	1976
Weatherford, Luke	2001, '02
Weaver, Gary Francis	1960, '61, '62
Webb, Richard	1981
Weckel, Wilfin R.	1973
Wehrle, Kendall	2009
Welker, Brad	2007
Wells, Justin	2008, '09
Wells, S.R.	1912
Welsh, Jack	1997, '98, '99, 2000
Westerside, Kenneth	1967
Westphal, Robbie	1954, '55
Wheller, Jerry Thomas	1961, '62
Whillock, Jack	1962, '63, '64
Whitaker, Ryan	1991, '92, '93
White, Justin	2004
Whitekiller, Jerel	1998
Wild, Michael	2006
Wilkerson, Lyle Allen Jr.	1952, '53, '54
Wilkinson, Spencer	1987
Wilkins, Andy	2008, '09, '10
Wilkins, Charles	1925, '26
Willard, Matt	2006, '07
Williams, Allen	1991, '92, '93, '94
Williams, Alvin Lee	1947, '48
Williams, Chris	2003
Williams, Darrell Dean	1960, '61, '62
Williams, David Lee	1968, '69, '70, '71
Williams, Jarrell	1959, '60, '61

Williams, L.J.	1919, '20, '21
Williams, Michael	1973, '74
Williams, Paul	1968, '69, '70, '71
Williams, Paul X	1927, '28, '29
Williams, Reggie	1995, '96
Williams, Robert James	1949, '50, '51
Willis, Billy Don	1967, '68
Wimot, J.C.	1898
Wilmoth, John Alan	1968
Wilson, Andy	1996
Wilson, Doyle	1985, '86
Wilson, Gary	1982
Wilson, Joe Bill	1954
Wilson, Roger	1988
Wilson, Tommy	1909, '10, '11
<b>Wise, Jake</b>	<b>2011, '12, '13</b>
Wishy, Andrew	2001, '02, '03
Wofford, Tim	1982, '83
Wood, David	1974
Wood, Roy	1912, '13
Woodruff, Jim	1970
Woodruff, Patrick	2002
Woods, Jeremy	1995, '96
Woods, Scott	2001, '02
Workman, Richie	1993, '94, '95, '96
Wright, A.E.	1909
Wright, Dan	1997, '98, '99
Wright, Myron Ernest	1964, '65, '66
Wright, Tyler	2012, '13
Wyles, Bill	1970, '71

## Y

Yost, Matt	2003
Young, Clint	1910, '11
Young, Donald	1948
Youngblood, Jon	2000

## Z

Zacher, Todd	1980, 81
Zambrana, Luis	1979, 80
Zane, Kelly	1987, 88

\*Current Players in **Bold**



Drew Smyly

# TEAM RECORDS

## BATTING

### Batting Average

Season:

Rank	Total (H/AB)	Year/Games
1.	.341 (723/2118)	1997 / 56
2.	.334 (593/1775)	1984 / 56
3.	.326 (740/2273)	1987 / 68
4.	.325 (548/1995)	1990 / 62
5.	.321 (704/2192)	1985 / 66
6.	.316 (666/2110)	1998 / 59
7.	.313 (655/2123)	1996 / 59
8.	.3123 (525/1681)	1982 / 57
9.	.3122 (533/1707)	1981 / 52
10.	.309 (240/777)	1973 / 28

### At Bats

Game: 67, Texas A&M - 5/5/89

Season:

Rank	Total	Year / Games	Avg./Gm
1.	2402	2004 / 69	34.81
2.	2339	1999 / 65	35.98
3.	2276	2010 / 64	35.56
4.	2273	1987 / 68	33.43
5.	2247	2012 / 68	33.04
6.	2233	1989 / 67	33.33
7.	2207	2009 / 65	33.95
8.	2203	2007 / 64	34.42
9.	2192	1985 / 66	33.21
10.	2187	2002 / 63	34.71

### Runs

Inning: 14, Saint Louis (1st) - 4/7/10

Game: 33, Southwest Baptist - 3/21/84

Season:

Rank	Total	Year / Games	Avg./Gm
1.	589	1997 / 56	10.52
2.	575	1987 / 68	8.46
3.	543	1985 / 66	8.23
4.	529	1999 / 65	8.14
5.	498	1998 / 59	8.44
6.	482	1988 / 62	7.77
7.	481	2010 / 64	7.52
	481	2007 / 64	7.52
9.	477	1996 / 59	8.08
10.	466	1989 / 67	8.96

### Hits

Game: 32, Southwest Baptist - 3/21/84

Season:

Rank	Total	Year / Games	Avg./Gm
1.	740	1987 / 68	10.88
2.	723	1997 / 56	12.91
3.	705	1999 / 65	10.85
4.	704	1985 / 66	10.66
5.	697	2010 / 64	10.89
	697	2004 / 69	10.10
7.	686	1989 / 67	10.24
8.	666	1998 / 59	11.29
9.	655	1996 / 59	11.10
10.	643	2005 / 61	10.54

## Doubles

Game: 11, Texas Tech - 4/13/85

Season:

Rank	Total	Year / Games	Avg./Gm
1.	172	1987 / 68	2.53
2.	168	1997 / 56	3.00
3.	153	1999 / 65	2.35
4.	142	1998 / 59	2.41
	142	1989 / 67	2.12
6.	139	1985 / 66	2.11
7.	135	2007 / 64	2.11
8.	133	2005 / 61	2.18
9.	130	2010 / 64	2.03
10.	127	1996 / 59	2.15

## Triples

Game: 5, 3x, last vs. Memphis - 2/20/87

Season:

Rank	Total	Year / Games	Avg./Gm
1.	40	1979 / 64	.325
2.	38	1994 / 57	.667
	38	1987 / 68	.559
	38	1983 / 65	.585
5.	35	1989 / 67	.522
	35	1980 / 66	.530
7.	34	1993 / 59	.576
	34	1990 / 62	.548
	34	1984 / 56	.607
	34	1985 / 66	.515

## Home Runs

Game: 9, Grambling State - 6/4/10

Season:

Rank	Total	Year / Games	Avg./Gm
1.	92	2010 / 64	1.44
2.	84	1999 / 65	1.29
3.	80	2009 / 65	1.23
	80	1997 / 56	1.43
5.	77	2008 / 58	1.32
6.	75	2007 / 64	1.17
7.	74	1985 / 66	1.15
8.	71	1998 / 59	1.20
9.	70	1987 / 68	1.03
10.	64	2006 / 60	1.07
	64	1988 / 62	1.03

## RBI

Game: 30, South Carolina - 3/30/97

Saint Louis - 4/7/10

Season:

Rank	Total	Year / Games	Avg./Gm
1.	525	1997 / 56	9.38
2.	498	1987 / 68	7.32
3.	473	1999 / 65	7.28
4.	470	1985 / 66	7.12
5.	459	1998 / 59	7.78
6.	449	2010 / 64	7.01
7.	433	2007 / 64	6.77
8.	420	1996 / 59	7.12
9.	417	1988 / 62	6.73
10.	416	1986 / 60	6.93



Arkansas set a team record with nine home runs in its 19-7 win over Grambling State in the 2010 NCAA Fayetteville Regional, including a career-high three homers from Brett Eibner.



# TEAM RECORDS

## Walks

Game: 19, vs. Alabama A&M - 3/12/13

Season:

Rank	Total	Year / Games	Avg./Gm
1.	361	1985 / 66	5.47
2.	355	1987 / 68	5.22
3.	325	1999 / 65	5.00
4.	309	1990 / 62	4.98
5.	304	2004 / 69	4.41
6.	301	1988 / 62	4.85
7.	290	1989 / 67	4.33
	290	1983 / 65	4.46
9.	288	2007 / 64	4.50
10.	280	1992 / 57	4.91

## Total Bases

Season:

Rank	Total	Year / Games	Avg./Gm
1.	1198	1987 / 68	17.62
2.	1189	1997 / 56	21.23
3.	1133	1985 / 66	17.17
4.	1125	2010 / 64	17.58
5.	1124	1999 / 65	17.29
6.	1047	1998 / 59	17.75
7.	1012	1989 / 67	15.10
8.	1008	2007 / 64	15.75
9.	1004	2004 / 69	14.55
10.	985	1988 / 62	15.89

## Strikeouts

Game: 25, Auburn - 5/19/94

Season:

Rank	Total	Year / Games	Avg./Gm
1.	518	2009 / 65	7.97
2.	482	2007 / 64	7.53
3.	462	2002 / 63	7.33
4.	454	2006 / 60	7.57
5.	451	2004 / 69	6.54
6.	445	2012 / 68	6.54
7.	441	2011 / 62	7.11
	441	1999 / 65	6.78
9.	439	2008 / 58	7.57
10.	423	2010 / 64	6.61

## Stolen Bases

Game: 12, Central Missouri State - 2/28/92

Season:

Rank	Total	Year / Games	Avg./Gm
1.	155	1983 / 65	2.38
2.	142	1982 / 57	2.49
3.	136	1999 / 65	2.09
4.	133	1995 / 61	2.18
5.	123	1987 / 68	1.81
6.	122	2011 / 62	1.97
7.	119	1994 / 57	2.09
8.	117	1990 / 62	1.89
9.	115	1993 / 59	1.95
	115	1989 / 67	1.72



The 2013 Arkansas pitching staff finished the season with a school-record 1.89 team ERA, led by Ryne Stanek's 1.39 ERA, which ranked as the third-lowest single-season ERA in school history.

## Slugging Percentage

Season:

Rank	Total	Year / Games
1.	.561	1997 / 56
2.	.527	1987 / 68
3.	.517	1985 / 66
4.	.504	1984 / 56
5.	.496	1998 / 59
6.	.494	2010 / 64
7.	.488	1988 / 62
8.	.486	1990 / 62
9.	.485	1986 / 60
10.	.481	1999 / 65

## Sacrifice Hits

Season:

Rank	Total	Year / Games
1.	56	2011 / 62
2.	52	2013 / 61
3.	48	2012 / 68
	48	2004 / 69
5.	45	1995 / 61
	45	1982 / 57
7.	44	1987 / 68
8.	43	2009 / 65
9.	42	1976 / 47
10.	40	2008 / 58

## Sacrifice Flies

Season:

Rank	Total	Year / Games
1.	42	1995 / 61
2.	40	1986 / 60
3.	37	1991 / 62
	37	1989 / 67
5.	34	2007 / 64
	34	2004 / 69
7.	32	2005 / 61
	32	1988 / 62
9.	31	2012 / 68
	31	1998 / 59
	31	1987 / 68

## Hit By Pitch

Season:

Rank	Total	Year / Games
1.	107	2007 / 64
2.	94	2003 / 57
3.	93	2010 / 64
4.	90	1999 / 65
5.	89	2002 / 63
6.	74	2005 / 61
7.	72	2000 / 64
8.	68	2004 / 69
	68	1998 / 59
10.	62	2012 / 68

## PITCHING

### Innings Pitched

Game: 17.0, Auburn - 5/19/94

Season:

Rank	Total	Year / Games
1.	621.1	2004 / 69
2.	613.0	2012 / 68
3.	580.0	2009 / 65
4.	578.0	1999 / 65
5.	576.0	1989 / 67
6.	574.2	2010 / 64
7.	569.0	2007 / 64
8.	567.1	1987 / 68
9.	565.0	2002 / 63
10.	547.1	2013 / 61

### ERA (Lowest)

Rank	Total	Year / Games
1.	1.89	2013 / 61
2.	2.74	1976 / 47
3.	2.83	2012 / 68
4.	2.84	1977 / 51
5.	2.96	1971 / 41
6.	3.00	1982 / 57
	3.00	1968 / 28
8.	3.02	1979 / 64
9.	3.18	1973 / 31
10.	3.20	2011 / 62

# TEAM RECORDS

## ERA (Highest)

Rank	Total	Year / Games
1.	6.27	2000 / 54
2.	6.20	1997 / 56
3.	5.90	1992 / 57
4.	5.43	1988 / 62
5.	5.28	1998 / 59
6.	5.12	1999 / 65
7.	5.05	1994 / 57
8.	4.92	2008 / 58
9.	4.75	1995 / 61
10.	4.67	2009 / 65

## Strikeouts

Game: 18, Missouri State - 3/25/09

Season:

Rank	Total	Year / Games	Avg./Gm
1.	565	2007 / 64	8.83
2.	554	1999 / 65	8.63
3.	551	2010 / 64	8.61
4.	534	2012 / 68	7.85
5.	511	2009 / 65	7.86
6.	506	1995 / 61	8.49
7.	496	1987 / 68	7.87
8.	495	1989 / 67	7.73
9.	480	1998 / 59	8.30
10.	477	2013 / 61	7.82

## Walks

Game: 14, Oklahoma State - 4/4/89

Season:

Rank	Total	Year / Games	Avg./Gm
1.	315	1987 / 68	5.00
2.	314	1988 / 62	5.56
3.	297	1999 / 65	4.62
4.	295	1994 / 57	5.13
5.	290	1985 / 66	4.78
6.	287	1980 / 66	5.16
7.	275	1979 / 64	4.91
8.	264	1995 / 61	4.43
9.	263	2000 / 54	4.97
10.	254	1982 / 57	5.11

## Runs Allowed

Game: 25, Oklahoma State - 1948

Season:

Rank	Total	Year / Games	Avg./Gm
1.	416	2000 / 54	7.86
2.	405	1997 / 56	7.44
3.	397	1999 / 65	6.18
4.	366	1998 / 59	6.33
5.	363	2009 / 65	5.58
6.	355	1994 / 57	6.18
7.	353	1992 / 57	6.60
8.	348	1988 / 62	6.16
9.	344	2008 / 58	5.93
	344	1987 / 68	5.46

## Earned Runs Allowed

Season:

Rank	Total	Year / Games	Avg./Gm
1.	338	1997 / 56	6.21
2.	332	2000 / 54	6.27
3.	329	1999 / 65	5.12
4.	316	1992 / 67	5.90
5.	307	1988 / 62	5.43
6.	305	1998 / 57	5.28
7.	301	2009 / 65	4.63
8.	290	1994 / 57	5.05
9.	283	2008 / 58	4.88
	283	1995 / 61	4.75

## Hits Allowed

Season:

Rank	Total	Year / Games	Avg./Gm
1.	686	2004 / 69	9.93
2.	624	2002 / 63	9.94
3.	595	2009 / 65	9.15
4.	590	1987 / 68	9.36
5.	581	1997 / 56	10.67
6.	579	1999 / 65	9.02
7.	568	2000 / 54	10.73
8.	567	1985 / 66	9.34
9.	562	1994 / 57	9.78
10.	558	2010 / 64	8.72

## Complete Games

Season:

Rank	Total	Year / Games
1.	34	1980 / 66
2.	32	1979 / 64
3.	30	1982 / 57
4.	29	1974 / 43
5.	27	1976 / 47
6.	21	1981 / 52
7.	18	1973 / 31
8.	16	1984 / 56
9.	15	1992 / 57
	15	1970 / 32

## Shutouts

Season:

Rank	Total	Year / Games
1.	13	1977 / 51
2.	10	2012 / 68
3.	9	1980 / 66
	9	1979 / 64
	9	1978 / 44
	9	1976 / 47
7.	8	2013 / 61
	8	1986 / 60
9.	7	2007 / 64
10.	6	2011 / 62
	6	1989 / 67
	6	1982 / 57

## Saves

Season:

Rank	Total	Year / Games
1.	20	2011 / 62
2.	19	2013 / 61
	19	2006 / 60
4.	17	2012 / 68
	17	1989 / 67
6.	16	2009 / 65
	16	2004 / 69
	16	1987 / 68
9.	15	1995 / 61
	15	1990 / 62

## Consecutive Shutouts

4 - 1980 (March 15-16 - 2 DHs)



Barrett Astin was a part of four shutouts for the Arkansas pitching staff during the 2012 season. The Razorbacks finished the season with 10 shutouts, the second-highest single-season total in school history.

# TEAM RECORDS

## TEAM FIELDING

### Percentage

Season: .974 - 1989

### Assists

Game: 24, Auburn - 5/19/94  
Season: 746 - 2012

### Putouts

Game: 51, Auburn - 5/19/94  
Season: 1839 - 2012

### Errors

Game: 7, 4x, last vs. Louisiana Tech - 3/20/01  
Season: 115 - 1983

### Double Plays

Game: 4, 19 times; last time vs. Bryant - 6/2/13  
Season: 77 - 1985

### Triple Plays

Game: 1, 1B Dominic Ficociello to SS Tim Carver at Mississippi State, 3/25/12; 2B Mark Burnett to SS Joe Jester to 1B Rodney Nye vs. Auburn (SEC Tournament), 5/17/98; 2B Brett Harrison to SS Jim Ward to 1B Ralph Kraus vs. Texas (1983 SWC Tournament)

## TEAM MISCELLANEOUS

### Longest Game, innings

17 innings, Auburn - 5/19/94

### Longest Game, time

5:57, vs Texas A&M (16 innings) - 5/5/89

### Most Runs, combined

40, Arkansas 32, Saint Louis 8 - 4/7/10

### Most Runners Left on Base

19, vs. Tennessee - 4/20/02

### Most Wins

Season: 51 - 1985, 1987, 1989

### Most Losses

Season: 30 - 2000

### Most Consecutive Wins

18 - 2/7/96-3/5/96

### Most Consecutive Losses

8 - 4/21/93-5/1/93; 3/24/00-4/9/00

### Most Consecutive SEC Wins

10 - 3/21/99-4/11/99

### Most Consecutive SEC Losses

18 - 3/12/00-4/28/00

### Most Wins to Start Season

18 - 2/7/96-3/5/96

### Most SEC Wins

22 - 1999

### Most SEC Losses

20 - 2000

## ATTENDANCE

### Home Game

(Regular Season - tickets sold)

11,462 vs. LSU - 4/9/11

(Regular Season - actual)

11,103 vs. LSU - 4/9/11

### Home Series

(Regular season - tickets sold)

30,724 vs. LSU (three dates) - 4/12/13-4/14/13

(Regular season - actual)

29,931 vs. LSU (three dates) - 5/4/07 - 5/6/07

### Home Total Season

(Tickets sold)

292,734 (38 dates) - 2010

(Actual)

232,218 (38 dates) - 2010

### Home Average Season

(Tickets sold)

8,335 (30 dates) - 2013

(Actual)

6,111 (38 dates) - 2010

### NCAA Postseason Game

10,027 vs. Florida State - 6/12/04

(NCAA Super Regional at Fayetteville, Ark.)

### Attendance: All Games

23,980 vs. Kent State - 6/6/12

(College World Series)



Arkansas has finished in the top five nationally in attendance each of the last nine years, including in 2013 when the Razorbacks set a school record and ranked second nationally with an average attendance of 8,335 fans per game.



# INDIVIDUAL RECORDS

## INDIVIDUAL BATTING

### Games

Season: 68, Haas Pratt, Casey Rowlett - 2004

Career: 246, Danny Hamblin - 2004-07

### Batting Average

Season: .429, Zack Cox - 2010

Career: .377, Matt Erickson - 1995-97

### At Bats

Game: 9, Scott Pose, Greg D'Alexander vs. Texas A&M - 5/5/89

Season: 269, Rodney Nye - 1999

Career: 940, Danny Hamblin - 2004-07

### Runs

Game: 6, Jeremy Jackson vs. Northeastern (Okla.) State - 4/16/97;

Todd Zacher vs. Western Michigan - 2/28/81

Season: 87, Eric Hinske - 1997

Career: 241, Ryan Lundquist - 1996-99

### Hits

Game: 6, Jeremy Jackson vs. Northeastern (Okla.) State - 4/16/97;

Jason McConnell vs. Vanderbilt - 3/16/97;

Kenderick Moore vs. Alabama - 5/20/95;

Jeff King vs. Houston - 4/14/84

Season: 102, Zack Cox - 2010

Career: 288, Ryan Lundquist - 1996-99

### Doubles

Game: 4, Rodney Nye vs. Louisiana Tech - 3/31/98

Season: 28, Jim Kremers - 1987

Career: 68, Ryan Lundquist - 1996-99

### Triples

Game: 2, by many; last by Ryan Fox vs. Georgia - 4/6/03

Season: 12, Troy Eklund - 1989; Johnny Ray - 1979

Career: 20, Ty Bilderback - 1992-95

### Home Runs

Game: 3, Brett Eibner vs. Grambling State - 6/4/10;

Tim Smalling at Ole Miss - 4/26/08;

Aaron Murphree vs. Siena - 3/7/08;

Danny Hamblin vs. Oral Roberts - 4/12/05;

Rodney Nye at South Carolina - 5/16/99;

Ryan Lundquist vs. Central Missouri State - 3/4/97;

Scott Epps vs. SMS - 4/30/92;

Kevin McReynolds vs. TCU - 4/27/80;

Greg Snowden vs. Rice - 1974

Season: 24, Ryan Lundquist - 1997

Career: 57, Danny Hamblin - 2004-07

### RBI

Game: 9, Ryan Lundquist vs. Central Missouri State - 3/4/97

Season: 82, Jeff King - 1985

Career: 232, Ryan Lundquist - 1996-99

### Walks

Game: 5, Jake Dugger vs. Alabama - 5/5/06;

Jim Kremers vs. Northwest Missouri State - 3/4/85

Season: 68, Scott Loseke - 1983

Career: 163, Jake Dugger - 2004-07



*Zack Cox holds the UA single-season record for batting average (.429, 2010) and hits (102, 2010).*

### Strikeouts

Game: 5, Ty Bilderback, Jeff Parsons vs. Auburn - 5/19/94

Season: 73, Brian Kirby - 1999

Career: 235, Danny Hamblin - 2004-07

### Stolen Bases

Game: 4, four times; last by Logan Forsythe vs. Ole Miss - 5/19/07

Season: 42, Scott Loseke - 1983

Career: 95, Kenderick Moore - 1992-96

### Total Bases

Game: 15, Ryan Lundquist vs. Central Missouri St. - 3/4/97

Season: 190, Ryan Lundquist - 1997

Career: 538, Ryan Lundquist - 1996-99

### Extra-Base Hits

Game: 4, Brett Eibner vs. Grambling State - 6/4/10;

Andy Wilkins at Oklahoma - 5/30/09;

Danny Hamblin at Oral Roberts - 4/12/05;

Rodney Nye vs. Louisiana Tech - 3/31/98;

Ryan Lundquist vs. Central Missouri St. - 3/4/97;

Greg D'Alexander vs. Indiana State - 4/1/90;

Kirk Piskor vs. Wis.-Oshkosh - 3/19/90;

Ralph Kraus vs. TCU - 4/19/85

Season: 50, Andy Skeels - 1987

Career: 131, Ryan Lundquist - 1996-99

### Slugging Percentage

Season: .819, Ryan Lundquist - 1997

Career: .694, Jeff King - 1984-86

### Hit By Pitch

Game: 3, Collin Kuhn vs. Georgia - 4/18/10

Judd Kindle vs. Kansas St. - 3/10/03;

Jack Welsh vs. Florida - 3/25/00, vs. Centenary - 3/1/00

Season: 25, Collin Kuhn - 2010

Career: 53, Collin Kuhn - 2009-11

### Sacrifice Hits

Game: 2, by many; last by Brett McAfee at Kentucky - 5/4/13

Season: 15, Joe Serrano - 2013

Career: 36, Jeff Houck - 1990-93

### Sacrifice Flies

Game: 2, 11 times; last by Jacob Morris at Alabama - 4/5/13

Season: 12, Greg D'Alexander - 1989

Career: 20, Greg D'Alexander - 1987-90

## INDIVIDUAL PITCHING

### Wins

Season: 13, Steve Krueger - 1980; Rich Erwin - 1979

Career: 34, Scott Tabor - 1979-82

### Appearances

Season: 36, Phillip Stidham - 1989, 1991

Career: 105, Phillip Stidham - 1989-91

### Innings Pitched

Game: 11.2, Charlie Corbell vs. Rice - 1983

Season: 124.0, Nick Schmidt - 2007; Rich Erwin - 1979

Career: 383.1, Charley Boyce - 2003-06

### Strikeouts

Game: 17, Jess Todd vs. South Carolina (SEC Tournament) - 5/24/07

Season: 155, David Walling - 1999

Career: 345, Nick Schmidt - 2005-07

### Walks

Game: 9, John Cebuhar vs. Missouri - 4/27/88;

Steve Parker vs. Rice - 3/15/86

Season: 73, John Cebuhar - 1987

Career: 165, Barry Lunney - 1993-97



# INDIVIDUAL RECORDS

## ERA

Season: 0.95, Phillip Stidham - 1990  
Career: 1.62, Phillip Stidham - 1989-91

## Saves

Season: 13, Colby Suggs - 2013  
Career: 33, Phillip Stidham - 1989-91

## Games Started

Season: 20, DJ Baxendale - 2012  
Career: 55, Charley Boyce - 2003-06

## Complete Games

Season: 11, Steve Krueger - 1979, 1980  
Career: 28, Scott Tabor - 1979-82

## Fewest Runs (season, min. 30 IP)

6, Colby Suggs (39 IP) - 2012

## Fewest Earned Runs (season, min. 30 IP)

4, Bill Bakewell (31 IP) - 1977

## Most Defeats (season)

10, Charley Boyce - 2005

## Longest Relief Appearance

9.0 IP, Les Lancaster vs. Oral Roberts - 5/9/82

## Best Winning Pct. by Pitcher (min. 10 decisions)

1.000, Steve Krueger (13-0) - 1980



DJ Baxendale set the Arkansas single-season record with 20 starts in the 2012 season.

## INDIVIDUAL FIELDING

### Putouts

Game: 20, Andy Wilkins vs. Washington State - 5/29/09  
Season: 627, Dominic Ficociello - 2012  
Career: 1,301, Danny Hamblin - 2004-07

### Assists

Game: 10, 2x, last by Bo Bigham vs. Vanderbilt - 3/26/11  
Season, infielder: 197, Tim Carver - 2012  
Season, outfielder: 11, Jay Carpenter - 1988  
Career: 539, Tim Thomas - 1989-92

### Errors

Game: 4, Chris Shaddy vs. TCU - 4/27/80  
Season: 28, Jason McConnell - 1996  
Career: 57, Allen Williams - 1991-94

## INDIVIDUAL MISCELLANEOUS

### Longest Hit Streak

30 games, Randy Bobb - 1987

### Consecutive Hits

10, Craig Gentry - 2005

### Consecutive Steals

37, Chris Clark - 1994-97

### Fewest Strikeouts (min. 200 AB)

6, Keith Longoria (202 AB) - 1982

### Consecutive Strikeouts (start game)

9, Jess Todd - vs. South Carolina - 5/24/07

### Consecutive Batters Retired

20, Richie Nye vs. Iowa State - 1996  
Tim Deitz vs. Texas A&M - 1983

### Consecutive Scoreless Innings Pitched

29.0, David Walling - 1998

### Fewest Walks (season, min. 30 IP)

5, Jarrett Gardner (93.1 IP) - 2003

### Fewest Hits (season, min. 30 IP)

12, Bill Bakewell (31 IP), 1977



Craig Gentry patrolled the Razorbacks' outfield in 2005 and 2006. He set the Arkansas record for most consecutive hits with 10 in 2005.

# CAREER BATTING RECORDS

GAMES		
Games	Player	Years
1. 246	Danny Hamblin	2004-07
2. 242	Kenderick Moore	1992-96
3. 239	Jake Dugger	2004-07
4. 236	Jeff Houck	1990-93
5. 234	Don Thomas	1986-89
6. 232	Ryan Lundquist	1996-99
7. 228	Brian Kirby	1998-01
8. 226	Ralph Kraus	1983-86
9. 223	Greg D'Alexander	1987-90
223	Troy Eklund	1986-89

## BATTING AVERAGE (MIN. 300 AB)

AVG	Player	Years
1. .377	Matt Erickson	1995-97
2. .373	Dave Patterson	1985-86
3. .372	Jeff King	1984-86
4. .358	Andy Skeels	1986-87
5. .356	Randy Bobb	1987-88
6. .355	Zack Cox	2009-10
7. .350	Jeff Hoefler	2000-01
8. .349	Mark Johnson	1990-91
9. .348	Ryan Hinske	1996-98
10. .343	Scott Loseke	1982-83

## AT BATS

AB	Player	Years
1. 940	Danny Hamblin	2004-07
2. 880	Kenderick Moore	1992-96
3. 874	Ryan Lundquist	1996-99
4. 863	Jake Dugger	2004-07
5. 776	Scott Hode	2002-05
6. 770	Jeff Houck	1990-93
7. 769	Allen Williams	1991-94
8. 766	Brian Kirby	1998-01
9. 759	Jack Welsh	1997-00
10. 756	Bo Bigham	2009-12
756	Tim Carver	2009-12

## HITS

Hits	Player	Years
1. 288	Ryan Lundquist	1996-99
2. 284	Danny Hamblin	2004-07
3. 282	Kenderick Moore	1992-96
4. 260	Matt Erickson	1995-97
5. 247	Allen Williams	1991-94
6. 245	Ralph Kraus	1983-86
7. 243	Greg D'Alexander	1987-90
8. 242	Jake Dugger	2004-07
9. 237	Jeff King	1984-86
10. 229	Jack Welsh	1997-00

## SINGLES

1B	Player	Years
1. 209	Kenderick Moore	1992-96
2. 183	Matt Erickson	1995-97
3. 176	Jeff Houck	1990-93
4. 174	Bo Bigham	2009-12
5. 165	Jack Welsh	1997-00
6. 163	Danny Hamblin	2004-07
7. 162	Jake Dugger	2004-07
8. 161	Tim Carver	2009-12
9. 157	Ben Tschepikow	2005-09
157	Clay Goodwin	2002-05
157	Ryan Lundquist	1996-99

DOUBLES		
2B	Player	Years
1. 68	Ryan Lundquist	1996-99
2. 62	Matt Erickson	1995-97
3. 61	Danny Hamblin	2004-07
4. 60	Allen Williams	1991-94
5. 58	Brian Kirby	1998-01
58	Jim Kremers	1985-88
58	Ralph Kraus	1983-86
8. 56	Greg D'Alexander	1987-90
56	Jeff King	1984-86
10. 55	Eric Hinske	1996-98
55	John Hennell	1978-81

## TRIPLES

3B	Player	Years
1. 20	Ty Bilderback	1992-95
2. 19	Allen Williams	1991-94
3. 18	Norm Roberts	1982-85
4. 17	Troy Eklund	1986-89
17	Ralph Kraus	1983-86
6. 15	Jason McConnell	1995-97
7. 14	Scott Epps	1989-92
14	Kevin McReynolds	1979-81
14	Johnny Ray	1978-79
10. 13	Kenderick Moore	1992-96
13	Bubba Carpenter	1988-91
13	John Hennell	1978-81

## HOME RUNS

HR	Player	Years
1. 57	Danny Hamblin	2004-07
2. 56	Ryan Lundquist	1996-99
3. 42	Brett Eibner	2008-10
42	Andy Wilkins	2008-10
42	Jeff King	1984-86
6. 39	Brian Kirby	1998-01
7. 35	Rodney Nye	1998-99
35	Greg D'Alexander	1987-90
9. 34	Jake Dugger	2004-07
10. 33	Ryan Fox	2001-03
33	Kevin McReynolds	1979-81

## SLUGGING PERCENTAGE

SLG	Player	Years
1. .695	Jeff King	1984-86
2. .681	Andy Skeels	1986-87
3. .642	Kevin McReynolds	1979-81
4. .632	Rodney Nye	1998-99
5. .616	Ryan Lundquist	1996-99
6. .608	Eric Hinske	1996-98
7. .589	Andy Wilkins	2008-10
8. .587	Brett Eibner	2008-10
.587	Norm Roberts	1982-85
10. .586	Zack Cox	2009-10

## RUNS

Runs	Player	Years
1. 241	Ryan Lundquist	1996-99
2. 212	Jack Welsh	1997-00
3. 204	Kenderick Moore	1992-96
4. 202	Danny Hamblin	2004-07
5. 193	Allen Williams	1991-94
6. 188	Matt Erickson	1995-97
7. 182	Jake Dugger	2004-07
182	Troy Eklund	1986-89
9. 178	Eric Hinske	1996-98
178	Jeff King	1984-86

RBI		
RBI	Player	Years
1. 233	Ryan Lundquist	1996-99
2. 219	Danny Hamblin	2004-07
3. 204	Jeff King	1984-86
4. 184	Greg D'Alexander	1987-90
5. 180	Troy Eklund	1986-89
6. 173	Eric Hinske	1996-98
173	Jim Kremers	1985-88
8. 165	Andy Wilkins	2008-10
165	Brian Kirby	1998-01
10. 159	Jake Dugger	2004-07

## TOTAL BASES

TB	Player	Years
1. 538	Ryan Lundquist	1996-99
2. 522	Danny Hamblin	2004-07
3. 443	Jeff King	1984-86
4. 416	Greg D'Alexander	1987-90
5. 400	Kenderick Moore	1992-96
400	Ralph Kraus	1983-86
7. 399	Allen Williams	1991-94
8. 394	Jake Dugger	2004-07
9. 388	Brian Kirby	1998-01
10. 386	Troy Eklund	1986-89

## EXTRA-BASE HITS

EBH	Player	Years
1. 131	Ryan Lundquist	1996-99
2. 121	Danny Hamblin	2004-07
3. 110	Jeff King	1984-86
4. 98	Brian Kirby	1998-01
5. 97	Allen Williams	1991-94
97	Greg D'Alexander	1987-90
7. 96	Ralph Kraus	1983-86
8. 93	Troy Eklund	1986-89
9. 91	Eric Hinske	1996-98
10. 88	Jim Kremers	1985-88

## STOLEN BASES

SB	Player	Years
1. 95	Kenderick Moore	1992-96
2. 72	Scott Bridges	2002-05
3. 71	Allen Williams	1991-94
4. 68	Scott Pose	1987-89
5. 65	Jeff Houck	1990-93
6. 63	Jeff Parsons	1993-95
7. 57	Scott Loseke	1982-83
8. 50	Collin Kuhn	2009-11
50	Scott Bridges	2002-05
50	Jack Welsh	1997-00

## WALKS

BB	Player	Years
1. 163	Jake Dugger	2004-07
2. 156	Tim Thomas	1989-92
3. 129	Allen Williams	1991-94
4. 121	Danny Hamblin	2004-07
121	Bubba Carpenter	1988-91
6. 120	Jeff Houck	1990-93
7. 112	Andy Wilkins	2008-10
8. 110	Scott Pose	1987-89
9. 106	Jeff Parsons	1993-95
10. 104	Jim Kremers	1985-88
104	Jeff King	1984-86
104	Ralph Kraus	1983-86

STRIKEOUTS		
K	Player	Years
1. 235	Danny Hamblin	2004-07
2. 224	Brian Kirby	1998-01
3. 211	Jake Dugger	2004-07
4. 168	Ryan Lundquist	1996-99
5. 161	Brett Eibner	2008-10
6. 151	Matt Vinson	2010-13
151	Ryan Fox	2001-03
8. 146	Collin Kuhn	2009-11
9. 138	Jack Welsh	1997-00
10. 137	Tim Thomas	1989-92

## SACRIFICE HITS

SH	Player	Years
1. 36	Jeff Houck	1990-93
2. 24	Tim Carver	2009-12
3. 22	Scott Hode	2002-05
4. 21	Joe Serrano	2012-Present
5. 18	Jacob Morris	2011-13
18	Scott Bridges	2002-05
18	Tim Thomas	1989-92
18	Don Thomas	1986-89
9. 17	James McCann	2009-11
17	Allen Williams	1991-94

## SACRIFICE FLIES

SF	Player	Years
1. 20	Greg D'Alexander	1987-90
2. 18	Jeff King	1984-86
3. 16	Danny Hamblin	2004-07
4. 15	Kenderick Moore	1992-96
15	Allen Williams	1991-94
6. 13	Jack Welsh	1997-00
13	Troy Eklund	1986-89
8. 12	Dominic Ficociello	2011-13
12	Scott Hode	2002-05
12	Eric Hinske	1996-98
12	Kyle Harris	1992-94

## HIT BY PITCH

HBP	Player	Years
1. 53	Collin Kuhn	2009-11
2. 52	Jack Welsh	1997-00
3. 48	Ryan Lundquist	1996-99
4. 34	Kenderick Moore	1992-96
5. 33	Joe Jester	1997-99
6. 32	Brady Toops	2002-04
7. 29	Casey Coon	2007-08
29	Scott Bridges	2002-05
9. 28	Jake Dugger	2004-07
10. 27	Michael Conner	2001-02

# SEASON BATTING RECORDS

## GAMES PLAYED

	Gms	Player	Year
1.	68	Haas Pratt	2004
	68	Casey Rowlett	2004
3.	67	Tim Carver	2012
	67	Dominic Ficociello	2012
	67	Matt Reynolds	2012
	67	Jake Dugger	2004
	67	Jim Kremers	1987
	67	Andy Skeels	1987
	67	Kelly Zane	1987
10.	66	Greg D'Alexander	1989
	66	Troy Eklund	1989
	66	Scott Pose	1989

## BATTING AVERAGE (MIN. 95 AB)

	AVG	Player	Year
1.	.429	Zack Cox	2010
2.	.425	Jeremy Jackson	1997
3.	.417	Bill Dorothy	1969
4.	.398	Matt Erickson	1997
5.	.397	Ryan Lundquist	1997
	.397	Ralph Kraus	1986
7.	.393	Jim Kremers	1987
8.	.391	Matt Erickson	1996
9.	.387	Greg D'Alexander	1990
	.387	Dave Patterson	1986

## AT BATS

	AB	Player	Year
1.	269	Rodney Nye	1999
2.	264	Tim Carver	2012
3.	263	Joe Jester	1999
4.	262	Ryan Lundquist	1999
5.	259	Collin Kuhn	2010
6.	258	Haas Pratt	2004
7.	255	Jason McConnell	1996
8.	254	Jeff King	1985
9.	253	Danny Hamblin	2004
10.	252	Dominic Ficociello	2012
	252	Kenderick Moore	1995

## HITS

	Hits	Player	Year
1.	102	Zack Cox	2010
2.	97	Matt Erickson	1996
3.	94	Matt Erickson	1997
	94	Jeremy Jackson	1997
	94	Jim Kremers	1987
6.	93	Jeff King	1985
7.	92	Ryan Lundquist	1997
8.	91	Andy Skeels	1987
	91	Ralph Kraus	1986
	91	Dave Patterson	1986

## SINGLES

	1B	Player	Year
1.	78	Zack Cox	2010
2.	68	Matt Erickson	1996
3.	67	Tom Pagnozzi	1983
4.	66	Scott Pose	1989
	66	Dave Patterson	1986
	66	Dave Patterson	1985
7.	64	Jason McConnell	1996
8.	62	Tim Carver	2012
9.	60	Casey Rowlett	2004
	60	Matt Erickson	1997
	60	Kenderick Moore	1995
	60	Kirk Piskor	1990
	60	Greg D'Alexander	1989

## DOUBLES

	2B	Player	Year
1.	28	Jim Kremers	1987
2.	27	Eric Hinske	1998
	27	Matt Erickson	1997
	27	Ralph Kraus	1986
5.	26	Jeff King	1985
6.	25	Andrew Wishy	2003
	25	Andy Skeels	1987
8.	24	Rodney Nye	1998
	24	Matt Erickson	1996
	24	Kelly Zane	1987

## TRIPLES

	3B	Player	Year
1.	12	Troy Eklund	1989
	12	Johnny Ray	1979
3.	9	Bob Hughes	1994
4.	8	Kirk McConnell	2002
	8	Jeremy Jackson	1997
	8	Scott Loseke	1983
	8	Kevin McReynolds	1979
	8	Stan Ley	1971
	8	David Marshall	1971
10.	7	Jason McConnell	1996
	7	Ty Bilderback	1994
	7	Andy Skeels	1987
	7	Ralph Kraus	1986
	7	Norm Roberts	1985
	7	Chris Shaddy	1981

## HOME RUNS

	HR	Player	Year
1.	24	Ryan Lundquist	1997
2.	22	Brett Eibner	2010
	22	Danny Hamblin	2007
4.	20	Rodney Nye	1999
5.	19	Andy Wilkins	2009
	19	Ryan Fox	2003
7.	18	Andy Skeels	1987
8.	17	Danny Hamblin	2006
	17	Michael Conner	2002
	17	Eric Hinske	1997
	17	Jeff King	1986
	17	Jeff King	1985
	17	Kevin McReynolds	1980

## SLUGGING PERCENTAGE (MIN. 150 AB)

	SLG	Player	Year
1.	.819	Ryan Lundquist	1997
2.	.802	Jeff King	1986
3.	.763	Andy Skeels	1987
4.	.734	Ralph Kraus	1986
5.	.723	Kevin McReynolds	1980
6.	.718	Brett Eibner	2010
7.	.701	Jeremy Jackson	1997
	.701	Jeff King	1985
9.	.689	Greg D'Alexander	1990
10.	.685	Norm Roberts	1985

## RUNS

	Runs	Player	Year
1.	87	Eric Hinske	1997
2.	86	Matt Erickson	1997
3.	83	Ryan Lundquist	1997
4.	78	Jason McConnell	1996
5.	76	Joe Jester	1999
6.	72	Dave Patterson	1986
7.	71	Jason McConnell	1997
	71	Scott Loseke	1983
9.	70	Andy Skeels	1987
10.	69	Matt Erickson	1996
	69	Mark Johnson	1991
	69	Kelly Zane	1987

## RBI

	RBI	Player	Year
1.	82	Jeff King	1985
2.	78	Rodney Nye	1999
	78	Ryan Lundquist	1997
4.	76	Eric Hinske	1997
	76	Jim Kremers	1987
	76	Andy Skeels	1987
7.	72	Jeremy Jackson	1997
8.	71	Brett Eibner	2010
	71	Casey Coon	2007
	71	Eric Hinske	1998

## TOTAL BASES

	TB	Player	Year
1.	190	Ryan Lundquist	1997
2.	184	Andy Skeels	1987
3.	178	Jeff King	1985
4.	168	Ralph Kraus	1986
5.	167	Rodney Nye	1999
6.	161	Collin Kuhn	2010
7.	159	Kevin McReynolds	1980
8.	158	Jim Kremers	1987
9.	155	Brett Eibner	2010
	155	Eric Hinske	1997
	155	Jeremy Jackson	1997

## EXTRA-BASE HITS

	EBH	Player	Year
1.	50	Andy Skeels	1987
2.	48	Ryan Lundquist	1997
3.	47	Jeff King	1985
4.	46	Ralph Kraus	1986
5.	42	Jim Kremers	1987
	42	Jeff King	1986
7.	39	Brett Eibner	2010
	39	Rodney Nye	1999
	39	Rodney Nye	1998
10.	38	Collin Kuhn	2010
	38	Eric Hinske	1998

## STOLEN BASES

	SB	Player	Year
1.	42	Scott Loseke	1983
2.	35	Joe Jester	1999
	35	Gary Jones	1982
4.	32	Jeff Parsons	1995
5.	29	Kenderick Moore	1996
	29	Allen Williams	1992
7.	28	Ty Bilderback	1995
	28	Scott Pose	1989
9.	27	Jim Ward	1984
10.	26	Kenderick Moore	1995
	26	Mark Johnson	1990
	26	Dan Campbell	1987

## WALKS

	BB	Player	Year
1.	68	Scott Loseke	1983
2.	58	Gary Jones	1982
3.	57	Jeff King	1986
4.	54	Tim Thomas	1990
5.	53	Mark Burnett	1999
6.	50	Jake Dugger	2004
7.	49	Chase Leavitt	2009
8.	48	Andy Wilkins	2009
	48	Tim Thomas	1992
10.	46	Logan Forsythe	2008

## STRIKEOUTS

	K	Player	Year
1.	73	Brian Kirby	1999
2.	69	Danny Hamblin	2007
3.	65	Zack Cox	2009
4.	62	Danny Hamblin	2006
5.	61	Tim Smalling	2008
	61	Brian Kirby	2000
7.	60	Brett Eibner	2009
	60	Danny Hamblin	2004
9.	56	Jake Dugger	2007
	56	Michael Conner	2002

## SACRIFICE HITS

	SH	Player	Year
1.	15	Joe Serrano	2013
2.	11	Jeff Houck	1992
3.	10	Tim Carver	2012
	10	Jacob Morris	2012
	10	Jeff Houck	1993
	10	Ron Moore	1987
7.	9	Brady Toops	2004
	9	Matt Erickson	1995
	9	David Williams	1971
10.	8	Matt Reynolds	2011
	8	Collin Kuhn	2009
	8	Kenderick Moore	1995
	8	Jeff Parsons	1994
	8	Jeff Houck	1991
	8	Tim Thomas	1990
	8	Don Thomas	1988
	8	Dan Lambeth	1982

## SACRIFICE FLIES

	SF	Player	Year
1.	12	Greg D'Alexander	1989
2.	9	Eric Hinske	1997
3.	8	Jack Welsh	1999
4.	7	Scott Hode	2004
	7	Allen Williams	1994
	7	Kyle Harris	1992
	7	Jeff King	1986
	7	Doyle Wilson	1985
	7	Kevin McReynolds	1979

## HIT BY PITCH

	HBP	Player	Year
1.	25	Collin Kuhn	2010
2.	22	Joe Jester	1999
3.	21	Casey Coon	2007
4.	18	Michael Conner	2002
	18	Jack Welsh	2000
6.	17	Brady Toops	2004
7.	16	Collin Kuhn	2011
	16	Jack Welsh	1998
9.	15	Ryan Fox	2003
	15	Jack Welsh	1999



# CAREER PITCHING RECORDS

## APPEARANCES

APP	Player	Years
1. 105	Phillip Stidham	1989-91
2. 87	Charley Boyce	2003-06
3. 82	Rob Quarnstrom	1995-98
4. 78	Josh Merryman	2000-03
5. 77	Barrett Astin	2011-13
6. 71	Brandon Moore	2011-13
71	Wes McCrotty	1998-01
8. 69	Trent Daniel	2011-13
9. 68	DJ Baxendale	2010-12
68	Mike Bolsinger	2008-10

## VICTORIES

Wins	Player	Years
1. 34	Scott Tabor	1979-82
2. 30	Charley Boyce	2003-06
3. 28	Nick Schmidt	2005-07
4. 26	Dennis Fletcher	1986-89
5. 25	Brian Cook	1990-93
6. 24	Matt Carnes	1995-97
7. 23	Doug Bennett	1989-91
23	Kevin Campbell	1984-86
23	Steve Krueger	1979-80
23	Rich Erwin	1976-79

## SAVES

Saves	Player	Years
1. 33	Phillip Stidham	1989-91
2. 15	Barrett Astin	2011-13
15	Bill Bakewell	1977-79
4. 14	Tim Deitz	1983-85
5. 13	Colby Suggs	2011-13
13	Stephen Richards	2007-09
13	Les Lancaster	1982-84
8. 12	Tim Peters	1986-87
9. 10	DJ Baxendale	2010-12
10	Jay Sawatski	2003-04

## COMPLETE GAMES

CG	Player	Years
1. 28	Scott Tabor	1979-82
2. 22	Steve Krueger	1979-80
3. 18	Terry Verhage	1968-71
4. 16	Kevin Campbell	1984-86
5. 15	Matt Carnes	1995-97
6. 14	Rich Erwin	1976-79
14	Mark McClain	1976-77
14	Larry Paulsen	1970-73
9. 13	Charlie Corbell	1982-83
10. 10	Brian Cook	1990-93
10	Warren Hemm	1975-76

## GAMES STARTED

GS	Player	Years
1. 55	Charley Boyce	2003-06
2. 52	Nick Schmidt	2005-07
3. 49	Randall Fant	2010-13
4. 46	Kevin Campbell	1984-86
46	Scott Tabor	1979-82
6. 45	Ryne Stanek	2011-13
7. 44	Dennis Fletcher	1986-89
8. 43	Charlie Isaacson	1999-02
9. 42	Barry Lunney	1993-97
42	Brent Birch	1990-93
42	Brian Cook	1990-93

## INNINGS PITCHED

IP	Player	Years
1. 383.1	Charley Boyce	2003-06
2. 368	Scott Tabor	1979-82
3. 340.1	Nick Schmidt	2005-07
4. 306	Matt Carnes	1995-97
5. 301.2	Kevin Campbell	1984-86
6. 278.0	Charlie Isaacson	1999-02
7. 272.2	Brent Birch	1990-93
8. 265	Rich Erwin	1976-79
9. 261.2	Ray Harris	1985-88
10. 260	Brian Cook	1990-93

## STRIKEOUTS

K	Player	Years
1. 345	Nick Schmidt	2005-07
2. 301	Matt Carnes	1995-97
3. 283	David Walling	1998-99
4. 261	Scott Tabor	1979-82
5. 229	Charley Boyce	2003-06
6. 225	Gerald Hannahs	1971-74
7. 223	Mike Oquist	1987-89
8. 219	Charlie Isaacson	1999-02
9. 217	DJ Baxendale	2010-12
10. 216	Rob Quarnstrom	1995-98

## WALKS

BB	Player	Years
1. 165	Barry Lunney	1993-97
2. 164	Kevin Campbell	1984-86
3. 161	Dennis Fletcher	1986-89
4. 158	Scott Tabor	1979-82
5. 141	John Cebuhar	1987-88
6. 140	Nick Schmidt	2005-07
7. 129	Matt Carnes	1995-97
8. 122	Charlie Isaacson	1999-02
9. 119	Butch Hopkins	1967-69
10. 118	Scott Brocail	1991-94

## ERA (MIN. 100 IP)

ERA	Player	Years
1. 1.62	Phillip Stidham	1989-91
2. 1.66	Steve Krueger	1979-80
3. 2.11	Barrett Astin	2011-13
4. 2.17	Tim Lollar	1977-78
5. 2.35	David Rhodes	1977-78
6. 2.55	Ryne Stanek	2011-13
7. 2.67	Scott Tabor	1979-82
8. 2.68	Cade Lynch	2011-13
9. 2.71	DJ Baxendale	2010-12
10. 2.77	Dan Brown	1990-91



Charley Boyce is the Razorbacks' all-time leader in innings pitched and starts.



Nick Schmidt, Brian McLelland and Devin Collis combined for the 12th no-hitter in school history on Feb. 12, 2006 vs. Oklahoma State. Schmidt (above) hurled the first six innings with McLelland pitching the seventh and Collis closing things out in the eighth and ninth innings.

## ARKANSAS NO - HITTERS

Player	Opponent	Score	Date
*Rich Erwin	Missouri Southern	0-0	3/12/76
David Rhodes	Northeastern (Okla.) State	2-0	3/1/77
Scott Glanz	North Dakota State	10-1	3/17/82
Tim Deitz	Texas A&M	3-0	4/2/83
#Fred Faust	Southwest Baptist	21-0	3/21/84
+Steve Parker	Texas A&M	10-0	3/29/86
Dennis Fletcher, Tim Sherrill and Tim Peters	St. Louis	9-0	3/11/87
Brian Cook, Brian Dennison	Evangel	10-0	4/2/91
Todd Abbott	Vanderbilt	6-0	4/1/94
Richie Nye	Iowa State	14-0	3/1/96
Scott Roehl	Kansas State	2-0	3/20/01
Nick Schmidt, Brian McLelland and Devin Collis	Oklahoma State	3-0	2/11/06

\* - 10.2 IP; # - 5.0 IP; + - 7.0 IP



# SEASON PITCHING RECORDS

## APPEARANCES

	APP	Player	Year
1.	36	Phillip Stidham	1991
	36	Phillip Stidham	1989
3.	34	Tim Deitz	1985
4.	33	Devin Collis	2006
	33	Phillip Stidham	1990
	33	Bobby Edwards	1987
7.	32	Barrett Astin	2012
	32	Boyd Goodner	2004
	32	Les Lancaster	1983
10.	31	Stephen Richards	2009
	31	Kevin Vent	1999

## VICTORIES

	Wins	Player	Year
1.	13	Steve Krueger	1980
	13	Rich Erwin	1979
3.	11	Nick Schmidt	2007
	11	Charley Boyce	2005
	11	Bobby Edwards	1988
	11	John Cebuhar	1987
	11	Fred Farwell	1985
	11	Scott Tabor	1981
9.	10	Ryne Stanek	2013
	10	DJ Baxendale	2011
	10	Nick Schmidt	2007
	10	Charley Boyce	2004
	10	Jay Sawatski	2004
	10	David Walling	1999
	10	David Walling	1998
	10	Matt Carnes	1996
	10	Doug Bennett	1990
	10	Dennis Fletcher	1989
	10	Mike Oquist	1989
	10	Kevin Campbell	1985
	10	Charlie Corbell	1983
	10	Steve Krueger	1979
	10	Scott Tabor	1979

## SAVES

	Sv	Player	Year
1.	13	Colby Suggs	2013
2.	12	Phillip Stidham	1989
	12	Tim Deitz	1985
4.	11	Barrett Astin	2012
	11	Phillip Stidham	1990
6.	10	Phillip Stidham	1991
7.	9	Stephen Richards	2009
	9	Devin Collis	2006
	9	Jason Stephens	1996
10.	8	Nolan Sanburn	2011
	8	Lance Franks	1997

## COMPLETE GAMES

	CG	Player	Year
1.	11	Steve Krueger	1980
	11	Steve Krueger	1979
3.	10	Scott Tabor	1981
	10	Rich Erwin	1979
	10	Larry Paulsen	1972
6.	8	Mark McClain	1976
7.	7	Charlie Corbell	1982
	7	Warren Hemm	1976
9.	6	Eight others	

## GAMES STARTED

	GS	Player	Year
1.	20	DJ Baxendale	2012
2.	19	Charley Boyce	2004
	19	Clint Brannon	2004
4.	18	Nick Schmidt	2007
	18	Duke Welker	2007
	18	John Cebuhar	1987
	18	Kevin Campbell	1985
	18	Fred Farwell	1985
9.	17	Ryne Stanek	2012
	17	Brett Eibner	2009
	17	Dallas Keuchel	2009
	17	Nick Schmidt	2006
	17	Nick Schmidt	2005
	17	Matt Carnes	1996

## INNINGS PITCHED

	IP	Player	Year
1.	124	Nick Schmidt	2007
	124	Rich Erwin	1979
3.	122.1	Charley Boyce	2005
4.	121.1	David Walling	1999
5.	120.2	Fred Farwell	1985
6.	117	Nick Schmidt	2007
	117	Matt Carnes	1996
8.	116.2	Nick Schmidt	2006
	116.2	Scott Cunningham	1994
10.	115.2	John Cebuhar	1987

## STRIKEOUTS

	K	Player	Year
1.	155	David Walling	1999
2.	145	Nick Schmidt	2006
3.	128	Jess Todd	2007
	128	David Walling	1998
5.	114	Drew Smyly	2010
6.	111	Nick Schmidt	2007
	111	Matt Carnes	1995
8.	106	John Cebuhar	1987
9.	105	Matt Carnes	1996
10.	97	Charlie Isaacson	1999

## WALKS

	BB	Player	Year
1.	73	John Cebuhar	1987
2.	71	Kevin Campbell	1985
3.	68	John Cebuhar	1988
4.	65	Barry Lunney	1994
5.	58	Scott Cunningham	1994
	58	Dennis Fletcher	1988
7.	55	Darrel Akerfelds	1982
	55	Scott Tabor	1979
9.	53	Charlie Isaacson	1999
	53	Stuart Huchingson	1980

## ERA (MIN. 45 IP)

	ERA	Player	Year
1.	0.95	Phillip Stidham	1990
2.	1.20	Phillip Stidham	1991
3.	1.39	Ryne Stanek	2013
4.	1.49	Tim Brewer	1973
5.	1.50	Boyd Goodner	2004
6.	1.58	DJ Baxendale	2011
7.	1.59	Steve Krueger	1980
8.	1.73	Steve Krueger	1979
9.	1.79	Barrett Astin	2013
10.	1.93	David Rhodes	1978
	1.93	Gerald Hannahs	1971



Colby Suggs set a UA single-season record with 13 saves during the 2013 season.

## FRESHMAN RECORDS

### HITTING

#### Games Played

67	Jake Dugger	2004
----	-------------	------

#### Batting Average

.383	Jeff King	1984
------	-----------	------

#### At Bats

253	Danny Hamblin	2004
-----	---------------	------

#### Hits

75	Dominic Ficociello	2011
75	Jeff King	1984

#### Doubles

19	Danny Hamblin	2004
----	---------------	------

#### Triples

8	Kevin McReynolds	1979
---	------------------	------

#### Home Runs

13	Zack Cox	2009
----	----------	------

#### Runs

53	Danny Hamblin	2004
53	Jeff Houck	1990

#### RBI

55	Jeff King	1984
----	-----------	------

#### Stolen Bases

23	Jeff Houck	1990
----	------------	------

#### Total Bases

122	Danny Hamblin	2004
-----	---------------	------

#### Walks

50	Jake Dugger	2004
----	-------------	------

#### Strikeouts

65	Zack Cox	2009
----	----------	------

#### Sacrifice Hits

9	Matt Erickson	1995
---	---------------	------

#### Sacrifice Flies

7	Kyle Harris	1992
7	Kevin McReynolds	1979

#### Hit by Pitch

12	Ryan Lundquist	1996
----	----------------	------

## PITCHING

#### Wins

10	Scott Tabor	1979
----	-------------	------

#### ERA (min: 45 IP)

1.93	Gerald Hannahs	1971
------	----------------	------

#### Innings

99.2	Nick Schmidt	2005
99.2	Charlie Isaacson	1999

#### Appearances

36	Phillip Stidham	1989
----	-----------------	------

#### Saves

12	Phillip Stidham	1989
----	-----------------	------

#### Complete Games

5	Kevin Campbell	1984
---	----------------	------

#### Starts

17	Nick Schmidt	2005
----	--------------	------

#### Strikeouts

111	Matt Carnes	1995
-----	-------------	------

#### Walks

55	Scott Tabor	1979
----	-------------	------



# YEAR-BY-YEAR HITTING

Year	G	AB	R	H	Avg.	2B	3B	HR	RBI	TB	Slg.%	BB	HBP	SO	SB	SF	SH	E
1968	24	739	146	215	.291	41	9	8	124	290	.403	125	10	118	37	-	17	-
1969	28	841	171	252	.300	44	7	23	145	379	.451	127	-	141	38	-	-	-
1970	32	890	193	247	.278	31	13	14	142	346	.389	138	7	154	49	-	30	-
1971	41	1166	221	320	.274	53	22	17	180	468	.401	142	12	183	66	-	30	-
1972	34	963	140	242	.251	32	16	11	116	339	.352	100	7	173	33	-	25	-
1973	28	777	167	240	.309	31	7	18	140	339	.436	124	8	117	50	-	11	-
1974	43	1256	209	335	.266	49	7	27	175	456	.363	157	12	216	42	-	28	55
1975	42	1193	186	297	.249	49	16	4	143	400	.335	169	17	183	51	-	24	75
1976	47	1382	226	379	.274	55	16	21	195	529	.383	194	9	194	72	-	42	-
1977	51	1459	225	356	.244	51	14	20	194	495	.339	191	20	246	79	13	14	-
1978	44	1288	235	347	.269	52	21	22	194	507	.394	224	13	173	89	14	11	60
1979	64	1978	393	600	.303	115	<b>40</b>	47	351	936	.473	246	22	245	75	28	23	91
1980	66	2023	408	624	.308	107	35	57	357	972	.480	221	14	268	78	22	11	108
1981	52	1707	398	533	.312	96	25	38	351	793	.465	236	9	251	69	26	22	73
1982	57	1681	349	525	.312	69	26	21	286	709	.422	223	13	218	142	30	45	74
1983	65	2079	437	618	.297	112	38	31	367	899	.432	290	28	345	<b>155</b>	26	20	<b>115</b>
1984	56	1775	439	593	.334	100	34	45	373	896	.504	247	32	230	103	30	25	88
1985	66	2192	543	704	.321	139	34	74	470	1133	.517	<b>361</b>	25	356	95	24	25	90
1986	60	1988	457	613	.308	123	33	54	416	964	.485	279	25	303	77	40	26	84
1987	68	2273	575	<b>740</b>	.326	<b>172</b>	38	70	498	<b>1198</b>	.527	355	23	348	123	31	44	96
1988	62	2019	482	610	.302	125	29	64	417	985	.488	301	31	309	100	32	28	67
1989	67	2233	466	686	.307	142	35	38	405	1012	.453	290	32	327	115	37	30	64
1990	62	1995	437	548	.325	115	34	46	394	969	.486	309	39	276	117	19	28	75
1991	62	1979	392	547	.276	103	31	37	329	823	.416	237	45	289	73	37	34	79
1992	57	1878	399	542	.289	101	30	29	347	790	.421	280	40	331	112	29	38	64
1993	59	1917	379	548	.286	106	34	26	326	797	.416	261	32	335	115	20	35	84
1994	57	2094	420	629	.300	119	38	36	357	932	.445	234	35	400	119	25	30	110
1995	61	2110	407	642	.304	106	34	34	342	918	.435	196	49	352	133	<b>42</b>	45	99
1996	59	2123	477	655	.313	127	31	38	420	968	.456	252	61	323	94	21	21	109
1997	56	2118	<b>589</b>	723	<b>.341</b>	168	29	80	<b>525</b>	1189	<b>.561</b>	236	50	355	90	27	14	91
1998	59	2110	498	666	.316	142	13	71	459	1047	.496	251	68	374	64	31	25	87
1999	65	2339	529	705	.301	153	7	84	473	1124	.481	325	90	441	136	27	33	88
2000	54	1904	381	550	.289	119	12	35	332	798	.419	229	72	358	66	26	32	101
2001	56	1954	353	570	.292	105	15	45	318	840	.430	207	61	357	73	19	32	101
2002	63	2187	399	608	.278	104	15	51	354	895	.409	241	89	462	63	21	37	80
2003	57	1994	377	574	.288	125	14	53	347	886	.444	206	94	370	43	16	38	89
2004	<b>69</b>	<b>2402</b>	446	697	.290	126	11	53	389	1004	.418	304	68	451	112	34	48	111
2005	61	2119	400	643	.303	133	10	53	368	955	.451	214	74	386	108	32	33	87
2006	60	2057	380	584	.284	118	11	64	336	916	.445	272	58	454	82	19	39	90
2007	64	2203	481	634	.288	135	7	75	433	1008	.458	288	<b>107</b>	482	68	34	38	85
2008	58	2004	418	582	.290	106	11	77	373	941	.470	270	59	439	61	21	40	75
2009	65	2207	412	603	.273	112	13	80	373	981	.444	279	59	<b>518</b>	67	15	43	82
2010	64	2276	481	697	.306	130	11	<b>92</b>	449	1125	.494	261	93	423	73	25	23	87
2011	62	2015	324	544	.270	100	16	38	293	790	.392	198	59	441	122	29	<b>56</b>	76
2012	68	2247	351	608	.271	119	9	39	319	862	.384	245	62	445	68	31	48	80
2013	61	2015	298	524	.260	75	12	27	270	704	.349	242	36	378	49	27	52	87

Numbers in **Bold** indicate school records



Rodney Nye set the single-season record for at bats with 269 in 1999 when he hit .320 with 11 home runs.



Eric Hinske cracked 30 home runs and 91 extra-base hits at Arkansas and continued his success in his 12-year Major League Baseball playing career.



Andy Wilkins hit 15 home runs in 2010 and played a large part in the Razorbacks setting a single-season record with 92 home runs.

# YEAR-BY-YEAR PITCHING

Year	G	W-L	Pct.	IP	H	R	ER	ERA	BB	SO	CG	SHO	SV
1967	29	15-14	.517	213.1	215	143	109	4.60	137	214	13	2	-
1968	24	13-11	.541	-	-	-	-	-	-	-	-	1	-
1969	28	18-10	.643	210.0	166	95	70	3.00	114	200	13	3	-
1970	32	19-13	.594	228.0	239	132	94	3.71	106	210	15	5	-
1971	41	23-17	.561	298.0	261	157	98	2.96	108	262	-	4	-
1972	34	16-18	.471	248.0	221	137	100	3.63	110	227	13	5	-
1973	31	23-7	.758	204.0	197	105	72	3.18	107	175	18	5	-
1974	43	22-21	.512	330.2	341	287	162	4.41	174	281	29	3	-
1975	42	20-22	.476	310.1	317	188	139	4.03	206	231	11	3	-
1976	47	31-15	.674	361.1	314	147	110	2.74	131	254	27	9	-
1977	51	33-18	.647	390.1	303	153	123	2.84	170	308	14	13	-
1978	44	31-13	.705	343.1	282	178	132	3.46	190	320	11	9	6
1979	64	49-15	<b>.766</b>	503.0	401	215	169	3.02	275	341	32	9	7
1980	66	44-22	.667	500.2	450	286	209	3.76	287	340	<b>34</b>	9	5
1981	52	31-21	.596	414.1	389	255	205	4.45	235	265	21	5	4
1982	57	40-15	.603	447.1	335	201	149	3.00	254	349	30	6	4
1983	65	44-21	.698	526.2	527	322	240	4.10	238	286	10	4	11
1984	56	40-16	.714	444.2	430	253	199	4.03	224	312	16	5	12
1985	66	<b>51-15</b>	.773	546.1	567	332	277	4.56	290	361	14	5	14
1986	60	43-17	.717	501.0	447	250	205	3.68	242	358	14	8	10
1987	68	<b>51-16</b>	.757	567.1	590	344	281	4.46	<b>315</b>	496	7	5	16
1988	62	39-23	.629	508.2	489	348	307	5.43	314	401	14	5	9
1989	67	<b>51-16</b>	.761	576.0	504	255	216	3.38	249	495	12	6	17
1990	62	47-15	.758	520.0	513	255	210	3.63	208	390	10	2	15
1991	62	40-22	.645	518.2	472	268	207	3.59	240	387	3	3	13
1992	57	31-26	.544	481.2	539	353	316	5.90	226	317	15	5	3
1993	59	33-26	.559	500.1	501	288	239	4.30	222	432	6	2	9
1994	57	30-27	.526	517.1	562	355	290	5.05	295	377	7	3	9
1995	61	38-23	.623	536.1	547	337	283	4.75	264	506	10	2	15
1996	59	39-20	.661	522.0	504	305	243	4.19	206	434	10	3	12
1997	56	36-20	.643	491.0	581	405	<b>338</b>	6.20	248	414	3	1	9
1998	59	38-21	.644	520.1	551	366	305	5.28	208	480	4	2	14
1999	65	42-23	.646	578.0	579	397	329	5.12	297	554	6	0	11
2000	54	<b>24-30</b>	.444	476.1	568	<b>416</b>	332	6.27	263	365	1	1	12
2001	56	27-29	.482	490.2	490	325	253	4.64	209	403	2	3	10
2002	63	35-28	.556	565.0	624	336	277	4.41	181	378	2	2	14
2003	57	35-22	.614	513.2	557	293	233	4.08	111	383	3	0	10
2004	<b>69</b>	45-24	.652	<b>621.1</b>	<b>686</b>	339	267	3.87	186	448	3	1	16
2005	61	39-22	.639	540.1	552	300	243	4.05	196	371	3	2	13
2006	60	39-21	.650	536.0	519	273	217	3.64	169	453	1	1	19
2007	64	43-21	.672	569.0	532	294	249	3.94	219	<b>565</b>	7	5	12
2008	58	34-24	.586	518.0	550	344	283	4.92	220	445	2	1	9
2009	65	41-24	.631	580.0	595	363	301	4.67	245	511	1	4	16
2010	64	43-21	.672	574.2	558	297	251	3.93	189	551	2	2	13
2011	62	40-22	.645	542.2	474	222	193	3.20	204	447	2	6	<b>20</b>
2012	68	46-22	.676	613.0	513	231	193	2.83	224	534	0	10	17
2013	61	39-22	.639	547.1	413	166	115	<b>1.89</b>	195	477	1	8	19

Numbers in **Bold** indicate school records



Cliff Lee posted a 4-3 record in 2000 with the Razorbacks and went on to win the American League Cy Young Award in 2008.



Arkansas set a single-season record with 20 saves in 2011, led by Nolan Sanburn, who had eight saves.



Matt Carnes recorded 301 strikeouts and 24 wins during his three-year career out of Miami (Okla.) High School.



# YEAR-BY-YEAR LEADERS

## HITTING (Min. 2.5 AB per game)

### Batting Average

Year	AVG	Player
1952	.308	Lyle Wilkerson
1953	.394	Lamar McHan
1954	.333	Preston Carpenter
1955	.359	Joe Thompson
1956	.386	Joe Kretschmar
1957	.400	L. Drummonds
1958	.369	L. Drummonds
1959	.320	Pat Foster
1960	.341	Jerry Carlton
	.341	Pat Foster
1961	.375	Jerry Carlton
1962	.382	Jerry Carlton
1963	.371	Jim Jay
1964	.383	Mike Haynie
1965	.322	Bill Gray
1966	.292	Ronnie Tiffie
1967	.341	Fredy Washington
1968	.352	Mike Pryor
1969	.417	Bill Dorothy
1970	.342	Mike Pryor
1971	.326	David Marshall
1972	.327	Stan Ley
1973	.395	Keith Cochran
1974	.372	John Jenkins
1975	.358	Wally Erwin
1976	.350	Bill Montgomery
1977	.301	Arvis Harper
1978	.356	Tim Lollar
1979	.357	Ed Wallace
1980	.386	K. McReynolds
1981	.378	Billy Dees
1982	.367	Dave Van Horn
1983	.362	Tom Pagnozzi
1984	.383	Jeff King
1985	.366	Jeff King
1986	.397	Ralph Kraus
1987	.393	Jim Kremers
1988	.337	Randy Bobb
1989	.383	Scott Pose
1990	.387	Greg D'Alexander
1991	.354	Mark Johnson
1992	.335	Scott Epps
1993	.335	Allen Williams
1994	.353	Kyle Harris
1995	.371	Ty Bilderback
1996	.391	Matt Erickson
1997	.425	Jeremy Jackson
1998	.365	Eric Hinske
1999	.338	Joe Jester
2000	.356	Scott Crosssett
2001	.357	Jeff Hoefler
2002	.316	Scott Bridges
2003	.332	Clay Goodwin
2004	.319	Clay Goodwin
2005	.341	Danny Hamblin
2006	.326	Craig Gentry
2007	.347	Logan Forsythe
2008	.366	Chase Leavitt
2009	.319	Andy Wilkins
2010	.429	<b>Zack Cox</b>
2011	.335	Dominic Ficociello
2012	.323	Matt Reynolds
2013	.325	Brian Anderson

### At Bats

Year	AB	Player
1967	102	Randy Marshall
1968	76	Bill Brill
1969	104	Mike Pryor
1970	98	Fred Wanger
1971	141	Stan Ley
	141	David Marshall
1972	110	Stan Ley
1973	95	Thurman Smith
1974	137	Doug Pogue
1975	134	Ralph Bradbury
1976	171	Ralph Bradbury
1977	187	Ralph Bradbury
1978	154	Johnny Ray
1979	235	Johnny Ray
1980	220	Kevin McReynolds
1981	196	Billy Dees
1982	202	Keith Longoria
1983	250	Brett Harrison
1984	196	Jeff King
1985	254	Jeff King
1986	235	Dave Patterson
1987	241	Andy Skeels

1988	215	Jim Kremers
1989	242	Greg D'Alexander
1990	247	Kirk Piskor
1991	226	Mark Johnson
1992	229	Allen Williams
1993	212	Allen Williams
1994	243	Kenderick Moore
1995	252	Kenderick Moore
1996	255	Jason McConnell
1997	251	Jason McConnell
1998	233	Eric Hinske
1999	269	<b>Rodney Nye</b>
2000	203	Brian Kirby
2001	202	Brian Kirby
2002	224	Michael Conner
2003	232	Haas Pratt
2004	258	Haas Pratt
2005	224	Clay Goodwin
2006	235	Danny Hamblin
2007	232	Danny Hamblin
2008	224	Tim Smalling
2009	241	Scott Lyons
2010	259	Collin Kuhn
2011	237	Bo Bigham
2012	264	Tim Carver
2013	236	Tyler Spoon

### Runs

Year	Runs	Player
1967	31	Fredy Washington
1968	20	Fredy Washington
1969	26	Mike Pryor
1970	27	H.A. Scott
1971	38	David Marshall
1972	22	Stan Ley
1973	23	Thurman Smith
1974	27	Dennis Lundquist
1975	30	Wally Erwin
1976	31	Bill Montgomery
1977	27	Arvis Harper
	27	Tim Lollar
1978	27	Shaun Lacey
	27	Johnny Ray
1979	55	Johnny Ray
1980	57	Kevin McReynolds
1981	45	Todd Zacher
1982	65	Gary Jones
1983	71	Scott Loseke
1984	52	Brett Harrison
1985	64	Jeff King
1986	72	Dave Patterson
1987	70	Andy Skeels
1988	54	Troy Eklund
1989	62	Troy Eklund
1990	56	Kirk Piskor
1991	69	Mark Johnson
1992	50	Allen Williams
1993	59	Allen Williams
1994	58	Allen Williams
1995	61	Ty Bilderback
1996	78	Jason McConnell
1997	87	<b>Eric Hinske</b>
1998	65	Jack Welsh
1999	76	Joe Jester
2000	66	Jack Welsh
2001	39	Michael Conner
2002	52	Michael Conner
2003	50	Ryan Fox
2004	53	Danny Hamblin
2005	44	Danny Hamblin
2006	46	Danny Hamblin
2007	59	Danny Hamblin
2008	60	Chase Leavitt
2009	54	Ben Tschepikow
2010	67	Zack Cox
2011	44	Collin Kuhn
2012	48	Matt Reynolds
2013	47	Brian Anderson

### Hits

Year	Hits	Player
1967	31	Fredy Washington
1968	25	Mike Pryor
1969	40	Bill Dorothy
1970	33	Fred Wanger
1971	46	David Marshall
1972	36	Stan Ley
1973	30	Keith Cochran
1974	48	John Jenkins
1975	43	Wally Erwin
1976	31	Bill Montgomery
1977	44	Arvis Harper

1978	47	Johnny Ray
1979	77	Johnny Ray
1980	85	Kevin McReynolds
1981	74	Billy Dees
1982	65	Keith Longoria
1983	88	Tom Pagnozzi
1984	75	Jeff King
1985	93	Jeff King
1986	91	Ralph Kraus
	91	Dave Patterson
1987	94	Jim Kremers
1988	70	Randy Bobb
1989	86	Greg D'Alexander
1990	89	Kirk Piskor
1991	80	Mark Johnson
1992	73	Scott Epps
	73	Allen Williams
1993	71	Allen Williams
1994	76	Bob Hughes
1995	80	Kenderick Moore
1996	97	Matt Erickson
1997	94	Matt Erickson
	94	Jeremy Jackson
1998	85	Eric Hinske
1999	89	Joe Jester
2000	67	Scott Crosssett
2001	61	Jeff Hoefler
2002	64	Michael Conner
2003	72	Haas Pratt
2004	80	Haas Pratt
2005	75	Danny Hamblin
2006	68	Danny Hamblin
2007	78	Logan Forsythe
2008	65	Logan Forsythe
2009	76	Ben Tschepikow
2010	102	<b>Zack Cox</b>
2011	75	Dominic Ficociello
2012	79	Tim Carver
2013	68	Brian Anderson
	68	Tyler Spoon

### RBI

Year	RBI	Player
1967	21	Bill Brill
1968	16	Fredy Washington
1969	27	H.A. Scott
1970	30	Fred Howard
1971	29	H.A. Scott
1972	17	Stephen Ballard
1973	19	Stephen Ballard
	19	Tommy Neal
1974	28	Dennis Lundquist
1975	23	Bill Montgomery
1976	35	Bill Montgomery
1977	30	Marc Brumble
1978	28	Arvis Harper
1979	47	Johnny Ray
1976	35	Bill Montgomery
1977	30	Marc Brumble
1978	28	Arvis Harper
1979	47	Johnny Ray
1980	57	Kevin McReynolds
1981	50	John Hennell
1982	39	Mike Robinson
1983	50	Tom Pagnozzi
1984	55	Jeff King
1985	82	<b>Jeff King</b>
1986	67	Jeff King
1987	76	Jim Kremers
	76	Andy Skeels
1988	62	Jim Kremers
1989	66	Greg D'Alexander
1990	65	Greg D'Alexander
1991	51	Mark Johnson
1992	49	Allen Williams
1993	43	Bob Hughes
1994	62	Bob Hughes
1995	55	Kit Pellow
1996	66	Kit Pellow
1997	78	Ryan Lundquist
1998	71	Eric Hinske
1999	78	Rodney Nye
2000	46	Kyle Washburn
2001	38	Kyle Washburn
2002	53	Ryan Fox
2003	50	Andrew Wishy
2004	52	Haas Pratt
2005	49	Danny Hamblin
2006	68	Danny Hamblin
2007	71	Casey Coon
2008	48	Brett Eibner
2009	58	Andy Wilkins

2010	71	Brett Eibner
2011	50	Dominic Ficociello
2012	45	Matt Reynolds
2013	49	Tyler Spoon

### Doubles

Year	2B	Player
1967	6	Ronnie Tiffie
	6	Fredy Washington
1968	9	Bill Brill
1969	10	Fred Wanger
1970	7	H.A. Scott
	7	Fred Wanger
1971	12	Stan Ley
1972	9	Stan Ley
1973	7	Keith Cochran
1974	8	Dennis Lundquist
	8	Doug Pogue
1975	9	Dennis Lundquist
1976	13	Jeff Hemm
1977	10	Tim Lollar
1978	8	Johnny Ray
1979	17	Marc Brumble
1980	21	John Hennell
1981	18	Billy Dees
	18	John Hennell
1982	10	Mike Robinson
	10	Chris Shaddy
1983	16	Tom Pagnozzi
1984	15	Jim Ward
1985	26	Jeff King
1986	27	Ralph Kraus
1987	28	<b>Jim Kremers</b>
1988	20	Jim Kremers
1989	16	Troy Eklund
1990	18	Greg D'Alexander
	18	Tim Thomas
1991	21	Mark Johnson
1992	17	Allen Williams
1993	21	Allen Williams
1994	19	Bob Hughes
1995	16	Kit Pellow
1996	24	Matt Erickson
1997	27	Matt Erickson
1998	27	Eric Hinske
1999	20	Joe Jester
	20	Ryan Lundquist
2000	20	Greg Blum
2001	16	Brian Kirby
2002	14	Ryan Fox
2003	25	Andrew Wishy
2004	19	Danny Hamblin
2005	19	Danny Hamblin
2006	18	Chris Hollensworth
2007	16	Logan Forsythe
	16	Jeff Nutt
2008	15	Ben Tschepikow
2009	18	Andy Wilkins
2010	18	Collin Kuhn
2011	15	Dominic Ficociello
2012	20	Matt Reynolds
2013	12	Brian Anderson

### Triples

Year	3B	Player
1967	2	Ronnie Tiffie
1968	3	Randy Marshall
1969	3	H.A. Scott
1970	5	Freddy Howard
1971	8	Stan Ley
	8	David Marshall
1972	5	Stan Ley
1973	2	Tommy Neal
	2	Greg Snowden
1974	2	John Jenkins
	2	Mike Kirkland
	2	Greg Snowden
1975	6	Wally Erwin
1976	4	Ralph Bradbury
1977	5	Arvis Harper
1978	6	Arvis Harper
1979	12	<b>Johnny Ray</b>
1980	6	Kevin McReynolds
1981	7	Chris Shaddy
1982	6	Gary Jones
1983	8	Scott Loseke
1984	5	Norm Roberts
1985	7	Norm Roberts
1986	7	Ralph Kraus
1987	7	Andy Skeels
1988	6	Scott Pose
1989	12	<b>Troy Eklund</b>



# YEAR-BY-YEAR LEADERS

1990	6	Scott Epps
1991	6	Bubba Carpenter
	6	Mark Johnson
1992	6	Allen Williams
1993	6	Allen Williams
1994	9	Bob Hughes
1995	6	Ty Bilderback
1996	7	Jason McConnell
1997	8	Jeremy Jackson
1998	3	Brent Caldwell
1999	3	Jack Welsh
2000	3	Jeff Hoefler
	3	Kyle Washburn
2001	2	Ryan Fox
	2	Kyle Washburn
	2	Andrew Wisby
2002	2	Kirk McConnell
2003	3	Scott Bridges
	3	Clay Goodwin
2004	3	Jake Dugger
	3	Scott Hode
2005	2	Clay Goodwin
	2	Casey Rowlett
2006	3	Craig Gentry
2007	2	Logan Forsythe
	2	Brad Secrist
2008	3	Ben Tschepikow
2009	4	Ben Tschepikow
2010	4	Collin Kuhn
2011	4	Kyle Robinson
2012	3	Derrick Bleeker
	3	Jacob Morris
2013	5	Brian Anderson

## Home Runs

Year	HR	Player
1967	4	Bill Brill
1968	3	Randy Marshall
1969	8	Mike Pryor
1970	3	Bill Dorothy
	3	Mark Jones
	3	H.A. Scott
1971	6	Greg Palka
	6	H.A. Scott
1972	4	Barton Rhoades
1973	4	Mike Kirkland
1974	5	John Jenkins
1975	1	James Andree
	1	Jeff Hemm
	1	Dennis Lundquist
	1	Doug Pogue
1976	5	Bill Montgomery
1977	6	Marc Brumble
1978	6	Tim Lollar
1979	8	John Hennell
	8	Kevin McReynolds
1980	17	Kevin McReynolds
1981	10	Reggie Thomas
1982	6	Gary Jones
1983	6	Mike Robinson
1984	8	Jeff King
	8	Tony Laird
1985	17	Jeff King
1986	17	Jeff King
1987	18	Andy Skeels
1988	13	Greg D'Alejandro
1989	9	Troy Eklund
1990	14	Greg D'Alejandro
1991	7	Kirk Piskor
1992	10	Scott Epps
1993	7	Allen Williams
1994	6	Steve Taft
	6	Allen Williams
1995	12	Kit Pellow
1996	9	Kenderick Moore
1997	24	Ryan Lundquist
1998	15	Rodney Nye
1999	20	Rodney Nye
2000	9	Brian Kirby
2001	9	Michael Conner
	9	Brian Kirby
2002	17	Michael Conner
2003	19	Ryan Fox
2004	8	Jake Dugger
	8	Danny Hamblin
	8	Haas Pratt
2005	10	Danny Hamblin
2006	17	Danny Hamblin
2007	22	Danny Hamblin
2008	14	Aaron Murphree
2009	19	Andy Wilkins
2010	22	Brett Eibner

2011	10	Kyle Robinson
2012	7	Matt Reynolds
2013	4	Brian Anderson
	4	Tyler Spoon

## Stolen Bases

Year	SB	Player
1967	6	Terry Baker
1968	12	Fredy Washington
1969	10	Mike Pryor
1970	16	David Marshall
1971	15	H.A. Scott
1972	6	Keith Cochran
	6	Stan Ley
	6	Bruce Mitchell
	6	Thurman Smith
1973	10	Thurman Smith
1974	9	James Andree
1975	18	Wally Erwin
1976	13	Michael Watson
1977	17	Hank Thompson
1978	24	Shaun Lacey
1979	19	Larry Wallace
1980	20	Todd Zacher
1981	20	Don Carter
	20	Todd Zacher
1982	35	Gary Jones
1983	42	Scott Loseke
1984	27	Jim Ward
1985	15	Mike Loggins
1986	17	Darin Hernandez
1987	26	Dan Campbell
1988	20	Scott Pose
1989	28	Scott Pose
1990	26	Mark Johnson
1991	23	Mark Johnson
1992	29	Allen Williams
1993	18	Allen Williams
1994	24	Kenderick Moore
1995	32	Jeff Parsons
1996	29	Kenderick Moore
1997	21	Jason McConnell
1998	19	Eric Hinske
1999	35	Joe Jester
2000	19	Jack Welsh
2001	13	Michael Conner
2002	13	Scott Bridges
2003	13	Scott Bridges
2004	24	Scott Bridges
2005	22	Scott Bridges
2006	16	Craig Gentry
2007	18	Logan Forsythe
2008	11	Logan Forsythe
2009	17	Ben Tschepikow
2010	17	Collin Kuhn
2011	24	Tim Carver
2012	16	Matt Reynolds
2013	8	Matt Vinson

## PITCHING (min. 20% team games)

### Victories

Year	Wins	Player
1967	8	Butch Hopkins
1968	3	Joe Fair
	3	Stephan Reagan
1969	7	Jerry Blackwood
1970	6	Terry Verhage
	6	Bill Wyles
1971	7	Terry Verhage
1972	6	Larry Paulsen
1973	5	Tim Brewer
	5	Larry Paulsen
1974	5	Gerald Hannahs
	5	Dennis Pugh
1975	5	Warren Hemm
	5	Richard Miller
1976	8	Warren Hemm
1977	8	Mark McClain
1978	6	Tim Lollar
1979	13	Rich Erwin
1980	13	Steve Krueger
1981	11	Scott Tabor
1982	7	Ed Myers
1983	10	Charlie Corbell
1984	8	Kevin Campbell
1985	11	Fred Farwell
1986	9	Steve Parker
1987	11	John Cebuhar
1988	11	Bobby Edwards
1989	10	Dennis Fletcher
	10	Mike Oquist

1990	10	Doug Bennett
1991	6	Doug Bennett
	6	Brian Cook
1992	8	Scott Brocail
1993	9	Brian Cook
1994	8	Scott Cunningham
1995	9	Alan Mahaffey
1996	10	Matt Carnes
1997	7	Matt Carnes
	7	Lance Franks
1998	10	David Walling
1999	10	David Walling
2000	4	Gary Hogan Jr.
	4	Cliff Lee
2001	4	Scott Roehl
2002	7	Charlie Isaacson
2003	8	Scott Roehl
2004	10	Charley Boyce
	10	Jay Sawatski
2005	11	Charley Boyce
2006	9	Nick Schmidt
2007	11	Nick Schmidt
2008	5	Cliff Springston
2009	9	Dallas Keuchel
2010	9	Drew Smyly
2011	10	DJ Baxendale
2012	8	DJ Baxendale
	8	Ryne Stanek
2013	10	Ryne Stanek

## ERA

Year	ERA	Player
1967	3.48	John Tyra
1968		not available
1969	2.08	Jerry Blackwood
1970	2.67	Freddy Howard
1971	1.79	Gerald Hannahs
1972	2.23	Larry Paulsen
1973	1.91	Tim Brewer
1974	3.16	Gerald Hannahs
1975	3.28	Richard Miller
1976	2.23	Rich Erwin
1977	1.16	Bill Bakewell
1978	1.37	Bill Bakewell
1979	1.73	Steve Krueger
1980	1.40	John Stanley
1981	2.38	Scott Tabor
1982	2.59	Scott Tabor
1983	2.88	Charlie Corbell
1984	2.36	Dera Clark
1985	2.53	Tim Dietz
1986	2.30	Steve Parker
1987	2.73	Dennis Fletcher
1988	4.42	Bobby Edwards
1989	2.68	Phillip Stidham
1990	0.95	Phillip Stidham
1991	1.20	Phillip Stidham
1992	3.08	Lyle Beckemeyer
1993	2.88	Brian Cook
1994	3.08	Scott Brocail
1995	2.20	Rob Quarnstrom
1996	2.14	Brian Rogers
1997	4.52	Lance Franks
1998	2.77	Kevin Vent
1999	3.16	Charlie Isaacson
2000	4.25	Jeremy Rankin
2001	2.32	Scott Woods
2002	2.62	Scott Woods
2003	2.67	Boyd Goodner
2004	1.50	Boyd Goodner
2005	2.80	Nick Schmidt
2006	2.77	Shaun Seibert
2007	2.69	Nick Schmidt
2008	3.90	Cliff Springston
2009	2.19	Stephen Richards
2010	2.11	Christian Kowalchuk
2011	1.58	DJ Baxendale
2012	1.38	Colby Suggs
2013	1.39	Ryne Stanek

## Innings Pitched

Year	IP	Player
1967	68.2	Butch Hopkins
1968		not available
1969	66.0	Butch Hopkins
1970	76.0	Terry Verhage
1971	75.0	Terry Verhage
1972	84.2	Larry Paulsen
1973	48.0	Larry Paulsen
1974	68.1	Gerald Hannahs
1975	74.0	Richard Miller
1976	90.0	Warren Hemm

1977	76.2	Mark McClain
1978	79.1	David Rhodes
1979	124.0	Rich Erwin
1980	96.0	Steve Krueger
1981	109.2	Scott Tabor
1982	80.2	Charlie Corbell
1983	115.2	Charlie Corbell
1984	86.1	Kevin Campbell
1985	120.2	Fred Farwell
1986	101.2	Kevin Campbell
1987	115.2	John Cebuhar
1988	93.2	Bobby Edwards
1989	109.0	Mike Oquist
1990	96.0	Doug Bennett
1991	60.0	Phillip Stidham
1992	92.2	Scott Brocail
1993	97.0	Brent Birch
1994	116.1	Scott Cunningham
1995	100.0	Alan Mahaffey
1996	117.0	Matt Carnes
1997	96.1	Matt Carnes
1998	103.1	David Walling
1999	121.1	David Walling
2000	65.0	Gary Hogan Jr.
2001	82.0	Charlie Isaacson
2002	90.1	Charlie Isaacson
2003	93.1	Jarrett Gardner
2004	115.1	Charley Boyce
2005	122.1	Charley Boyce
2006	116.2	Nick Schmidt
2007	124.0	Nick Schmidt
2008	87.2	Cliff Springston
2009	108.0	Dallas Keuchel
2010	103.0	Drew Smyly
2011	85.1	DJ Baxendale
2012	107.0	DJ Baxendale
2013	97.1	Ryne Stanek

## Strikeouts

Year	K	Player
1967	91	Butch Hopkins
1968		not available
1969	65	Butch Hopkins
1970	59	Terry Verhage
1971	55	Terry Verhage
1972	78	Larry Paulsen
1973	48	Larry Paulsen
1974	83	Gerald Hannahs
1975	75	Richard Miller
1976	66	Warren Hemm
1977	53	David Rhodes
1978	73	David Rhodes
1979	75	Rich Erwin
1980	74	Steve Krueger
1981	65	Scott Tabor
1982	76	Darrell Akerfelds
1983	51	Les Lancaster
1984	61	Kevin Campbell
1985	90	Fred Farwell
1986	72	Kevin Campbell
1987	106	John Cebuhar
1988	76	Bobby Edwards
1989	93	Mike Oquist
1990	86	Doug Bennett
1991	56	Matt Wagner
1992	63	Scott Brocail
1993	84	Brent Birch
1994	87	Scott Cunningham
1995	111	Matt Carnes
1996	105	Matt Carnes
1997	85	Matt Carnes
1998	128	David Walling
1999	155	David Walling
2000	77	Cliff Lee
2001	63	Charlie Isaacson
2002	62	Gary Hogan, Jr.
2003	59	Charley Boyce
2004	86	Jay Sawatski
2005	89	Nick Schmidt
2006	145	Nick Schmidt
2007	128	Jess Todd
2008	76	Justin Wells
2009	79	Mike Bolsinger
2010	114	Drew Smyly
2011	77	DJ Baxendale
2012	96	DJ Baxendale
2013	79	Ryne Stanek

**Bold** denotes UA modern-era record (since 1967).

# YEAR-BY-YEAR RESULTS

Year	Overall				Conference			Coach
	W	L	T	Pct.	W	L	Pct.	
1897	2	4	0	.333				None Appointed
1901	5	1	0	.833				None Appointed
1902	2	7	0	.222				None Appointed
1903	6	2	0	.750				None Appointed
1905	5	4	0	.556				None Appointed
1908	18	5	0	.783				Hugo Bezdek
1909	12	5	0	.705				Hugo Bezdek
1910	12	8	0	.600				Hugo Bezdek
1911	9	5	0	.791				Hugo Bezdek
1912	7	8	0	.467				Hugo Bezdek
1913	13	6	0	.684				Hugo Bezdek
1914	14	5	0	.737				E.T. Pickering
1915	19	7	0	.731				E.T. Pickering
1916	10	5	0	.667				T.T. McConnell
1919	5	3	0	.625				Claude Watts
1920	3	3	0	.500				Claude Watts
1922	0	6	0	.000	0	6	.000	Norman Coyle
1923	5	11	0	.313	2	5	.286	Francis Schmidt
1924	3	11	0	.214	0	8	.000	Francis Schmidt
1925	5	11	0	.313	1	11	.083	Francis Schmidt
1926	4	13	0	.235	1	10	.091	Francis Schmidt
1927	8	5	0	.615				Francis Schmidt
1928	7	6	0	.538				Francis Schmidt
1929	6	7	0	.461				Francis Schmidt
(Baseball discontinued 1930-46)								
1947	4	8	0	.333				Deke Brackett
1948	12	9	0	.571				Deke Brackett
1949	7	5	0	.538				Deke Brackett
1950	6	6	0	.500				Bill Ferrell
1951	10	7	0	.588				Bill Ferrell
1952	6	9	0	.400				Bill Ferrell
1953	7	11	0	.388				Bill Ferrell
1954	5	16	0	.238				Bill Ferrell
1955	11	11	0	.500				Bill Ferrell
1956	14	6	0	.700				Bill Ferrell
1957	6	7	0	.462				Bill Ferrell
1958	8	10	0	.444				Bill Ferrell
1959	6	8	0	.429				Bill Ferrell
1960	14	9	0	.609				Bill Ferrell
1961	9	8	0	.529				Bill Ferrell
1962	13	7	0	.650				Bill Ferrell
1963	13	10	0	.565				Bill Ferrell
1964	8	10	0	.444				Bill Ferrell
1965	3	14	0	.176				Bill Ferrell
1966	4	16	0	.200				Wayne Robbins
1967	15	14	0	.517				Wayne Robbins
1968	13	11	0	.541				Wayne Robbins
1969	18	10	0	.643				Wayne Robbins
1970	19	13	0	.594				Norm DeBriyn
1971	23	18	1	.560				Norm DeBriyn
1972	16	16	0	.500				Norm DeBriyn
1973	23	7	1	.758				Norm DeBriyn
1974	22	21	0	.512	9	15	.375	Norm DeBriyn
1975	20	22	0	.476	8	14	.364	Norm DeBriyn
1976	31	15	1	.670	12	12	.500	Norm DeBriyn
1977	33	18	0	.647	14	10	.583	Norm DeBriyn
1978	31	13	0	.705	18	6	.750	Norm DeBriyn
1979	49	15	0	.766	19	5	.792	Norm DeBriyn
1980	44	22	0	.667	15	8	.652	Norm DeBriyn
1981	31	21	0	.596	12	9	.571	Norm DeBriyn
1982	40	15	2	.719	13	8	.619	Norm DeBriyn

Year	Overall				Conference			Coach
	W	L	T	Pct.	W	L	Pct.	
1983	44	21	0	.677	13	8	.619	Norm DeBriyn
1984	40	16	0	.714	12	9	.571	Norm DeBriyn
1985	51	15	0	.773	13	7	.650	Norm DeBriyn
1986	43	17	0	.717	15	6	.714	Norm DeBriyn
1987	51	16	1	.757	17	4	.810	Norm DeBriyn
1988	39	23	0	.629	12	9	.571	Norm DeBriyn
1989	51	16	0	.761	17	4	.810	Norm DeBriyn
1990	47	15	0	.758	16	5	.762	Norm DeBriyn
1991	40	22	0	.645	10	11	.476	Norm DeBriyn
1992	31	26	0	.544	10	13	.436	Norm DeBriyn
1993	33	26	0	.559	11	16	.407	Norm DeBriyn
1994	30	27	0	.526	13	13	.500	Norm DeBriyn
1995	38	23	0	.623	13	15	.448	Norm DeBriyn
1996	39	20	0	.661	15	15	.500	Norm DeBriyn
1997	36	20	0	.643	15	14	.517	Norm DeBriyn
1998	38	21	0	.644	13	14	.481	Norm DeBriyn
1999	42	23	0	.646	22	8	.733	Norm DeBriyn
2000	24	30	0	.444	8	20	.286	Norm DeBriyn
2001	27	29	0	.482	11	19	.367	Norm DeBriyn
2002	35	28	0	.556	13	14	.481	Norm DeBriyn
2003	35	22	0	.614	14	16	.467	Dave Van Horn
2004	45	24	0	.652	19	11	.633	Dave Van Horn
2005	39	22	0	.639	13	17	.433	Dave Van Horn
2006	39	21	0	.650	18	12	.600	Dave Van Horn
2007	43	21	0	.672	18	12	.600	Dave Van Horn
2008	34	22	0	.586	14	15	.483	Dave Van Horn
2009	41	24	0	.631	14	15	.483	Dave Van Horn
2010	43	21	0	.672	18	12	.600	Dave Van Horn
2011	40	22	0	.645	15	15	.500	Dave Van Horn
2012	46	22	0	.676	16	14	.533	Dave Van Horn
2013	39	22	0	.639	18	11	.621	Dave Van Horn

## Team Records - Season

All-Time Record/Seasons:	1,997-1,265-6 (.612)/91
All-Time Conference Record/Seasons:	
	Southeastern Conference - 321-311 (.508)/22
	Southwest Conference - 264-205 (.563)/24
	Combined - 585-516 (.531)/46

## Razorback All-Time Head Coaching Records

Coach	W	L	T	Pct.	Tenure (Yrs.)
None	20	18	0	.527	1897-1905 (9)
Hugo Bezdek	81	37	0	.704	1908-13 (6)
E.T. Pickering	23	12	0	.657	1914-15 (2)
T.T. McConnell	10	5	0	.667	1916 (1)
Claude Watts	8	6	0	.571	1919-20 (2)
Norman Coyle	0	6	0	.000	1922 (0)
Francis Schmidt	38	64	0	.373	1923-29 (7)
Deke Brackett	23	22	0	.511	1947-49 (3)
Bill Ferrell	139	149	0	.483	1950-65 (16)
Wayne Robbins	50	51	0	.495	1966-69 (4)
Norm DeBriyn	1,161	650	6	.640	1970-2002 (33)
Dave Van Horn	444	245	0	.644	2003-Present (11)
<b>Totals</b>	<b>1,997</b>	<b>1,265</b>	<b>6</b>	<b>.612</b>	

# ARKANSAS VS. ALL OPPONENTS

Opponent	G	W	L	Win%	^UA	^OPP	Home	Away	Neu.
Abeline Christian	2	2	0	1.000	15	4	2-0	0-0	0-0
Air Force	2	1	1	.500	18	2	0-0	0-0	1-1
<b>Alabama</b>	<b>73</b>	<b>31</b>	<b>42</b>	<b>.425</b>	<b>396</b>	<b>432</b>	<b>19-14</b>	<b>9-23</b>	<b>3-5</b>
Alabama A&M	2	2	0	1.000	33	2	2-0	0-0	0-0
Albany	1	1	0	1.000	9	0	1-0	0-0	0-0
Alcorn State	1	1	0	1.000	9	1	1-0	0-0	0-0
American Christian	4	1	3	.250	3	9	1-3	0-0	0-0
Arizona	5	2	3	.400	33	28	0-0	1-2	1-1
Arizona State	11	3	8	.273	47	64	2-0	0-5	1-3
<b>Auburn</b>	<b>74</b>	<b>33</b>	<b>41</b>	<b>.446</b>	<b>456</b>	<b>483</b>	<b>17-16</b>	<b>13-20</b>	<b>3-5</b>
Baker	8	7	1	.875	65	18	7-1	0-0	0-0
Ball State	3	2	1	.667	21	10	2-1	0-0	0-0
Baylor	66	38	28	.576	386	317	22-7	14-19	2-2
Belhaven	3	2	1	.667	10	11	0-0	2-1	0-0
Benedictine	1	1	0	1.000	9	0	1-0	0-0	0-0
Binghamton	3	3	0	1.000	15	3	3-0	0-0	0-0
Bryant	2	1	1	.500	13	7	0-0	0-0	1-1
Bucknell	1	1	0	1.000	10	7	0-0	0-0	1-0
Buena Vista	22	14	8	.636	149	111	13-8	0-0	1-0
BYU	3	2	1	.667	18	7	2-0	0-0	0-1
<b>California</b>	<b>7</b>	<b>4</b>	<b>3</b>	<b>.571</b>	<b>41</b>	<b>40</b>	<b>2-1</b>	<b>2-1</b>	<b>0-1</b>
Cal State Fullerton	4	1	3	.250	26	27	0-0	0-0	1-3
Cal State Northridge	3	3	0	1.000	22	12	3-0	0-0	0-0
Carthage*	2	1	0	.750	10	3	1-0	0-0	0-0
Centenary	40	32	8	.800	363	181	20-4	12-4	0-0
Central Michigan	2	2	0	1.000	11	4	2-0	0-0	0-0
Central Missouri	9	9	0	1.000	89	38	9-0	0-0	0-0
Central Oklahoma	1	1	0	1.000	6	2	1-0	0-0	0-0
Charlotte	2	1	1	.500	13	6	0-0	0-0	1-1
Clemson	6	3	3	.500	34	40	0-1	1-2	2-0
Coastal Carolina	3	1	2	.333	16	22	1-2	0-0	0-0
Colorado	2	2	0	1.000	25	4	2-0	0-0	0-0
Creighton	13	8	5	.615	66	42	4-1	4-4	0-0
Dallas Baptist	18	11	7	.611	127	95	9-5	1-0	1-2
Delaware	3	3	0	1.000	22	15	1-0	0-0	2-0
Delaware State	3	3	0	1.000	24	2	3-0	0-0	0-0
Delta State	5	2	3	.400	27	38	0-0	2-3	0-0
Drake	6	5	1	.833	39	27	5-1	0-0	0-0
<b>Eastern Illinois</b>	<b>19</b>	<b>18</b>	<b>1</b>	<b>.947</b>	<b>198</b>	<b>44</b>	<b>18-1</b>	<b>0-0</b>	<b>0-0</b>
Eastern Kentucky	1	1	0	1.000	20	13	0-0	0-0	1-0
Eastern Michigan	15	14	1	.933	104	48	7-0	0-0	7-1
East Texas Baptist	2	0	2	.000	1	6	0-0	0-2	0-0
Eckerd	1	1	0	1.000	8	2	0-0	0-0	1-0
Emporia State	13	8	5	.615	109	91	5-1	2-4	1-0
Evangel	20	20	0	1.000	166	33	12-0	8-0	0-0
Evansville	11	9	2	.818	78	42	9-2	0-0	0-0
<b>Florida</b>	<b>50</b>	<b>26</b>	<b>24</b>	<b>.520</b>	<b>286</b>	<b>244</b>	<b>13-8</b>	<b>10-14</b>	<b>3-2</b>
Florida Southern	3	2	1	.667	21	9	0-0	2-1	0-0
Florida State	5	5	0	1.000	34	23	2-0	3-0	0-0
Fordham	1	0	1	.000	5	8	0-0	0-0	0-1
Fresno State	1	1	0	1.000	6	4	0-0	1-0	0-0
George Mason	2	2	0	1.000	17	10	0-0	0-0	2-0
George Washington	3	3	0	1.000	25	14	0-0	0-0	3-0
Georgia	48	28	20	.583	316	245	17-7	10-12	1-1
Georgia Tech	3	1	2	.333	9	10	0-0	0-0	1-2
Gonzaga	5	3	2	.600	14	16	2-0	0-1	1-1
<b>Grambling State</b>	<b>1</b>	<b>1</b>	<b>0</b>	<b>1.000</b>	<b>19</b>	<b>7</b>	<b>1-0</b>	<b>0-0</b>	<b>0-0</b>
Hawaii	8	4	4	.500	51	46	0-0	4-4	0-0
Hawaii Pacific	4	3	1	.750	31	19	0-0	3-1	0-0
Houston	64	37	27	.578	371	312	17-7	14-16	6-4
Illinois	3	3	0	1.000	33	12	2-0	0-0	1-0
Illinois-Chicago	8	7	1	.875	63	35	7-1	0-0	0-0
Illinois State	6	5	1	.833	66	33	5-1	0-0	0-0
Indiana	2	1	1	.500	8	16	1-0	0-0	0-1
Indiana State	15	11	4	.733	89	68	9-3	2-1	0-0
Iowa	2	2	0	1.000	33	10	1-0	0-0	1-0
Iowa State	11	11	0	1.000	116	34	11-0	0-0	0-0
Kansas	48	36	12	.750	352	215	33-9	3-3	0-0
Kansas State	49	29	20	.592	341	238	28-14	0-5	1-1
Kent State	1	1	0	1.000	8	1	0-0	0-0	1-0
Kentucky	58	35	23	.603	414	335	18-9	15-12	2-2
Lamar	8	5	3	.625	57	46	5-1	0-0	0-2
Le Moyne	3	2	1	.667	15	13	1-0	0-0	1-1
Lincoln	2	2	0	1.000	18	2	2-0	0-0	0-0
Long Beach State	13	6	7	.461	73	83	4-3	2-4	0-0
Louisiana College	1	0	1	.000	5	12	0-0	0-1	0-0
Louisiana-Lafayette	5	1	4	.200	22	32	1-0	0-2	0-2
Louisiana Tech	25	22	3	.880	210	103	11-0	6-2	5-1
Loyola (La.)	2	0	2	.000	11	20	0-0	0-2	0-0
Loyola Marymount	1	0	1	.000	3	8	0-0	0-0	0-1
<b>LSU</b>	<b>85</b>	<b>28</b>	<b>57</b>	<b>.329</b>	<b>409</b>	<b>604</b>	<b>14-20</b>	<b>10-29</b>	<b>4-8</b>
Lubbock Christian	4	4	0	1.000	47	9	4-0	0-0	0-0
Luther	4	4	0	1.000	34	9	4-0	0-0	0-0

Opponent	G	W	L	Win%	^UA	^OPP	Home	Away	Neu.
Maine	1	1	0	1.000	14	0	0-0	0-0	1-0
Mankato State	4	3	1	.750	11	11	3-1	0-0	0-0
McNeese State	9	6	3	.667	53	42	4-3	2-0	0-0
Memphis*	33	20	12	.621	181	147	9-3	9-7-1	2-2
Miami (Fla.)	4	0	4	.000	5	19	0-0	0-3	0-1
Miami (Ohio)	3	3	0	1.000	29	11	2-0	0-0	1-0
Middle Tennessee	1	1	0	1.000	10	7	0-0	0-0	1-0
Minnesota	10	7	3	.700	59	53	4-0	2-2	1-1
Mississippi College	4	2	2	.500	20	10	0-0	2-2	0-0
Mississippi State	85	39	46	.459	517	544	17-17	15-21	7-8
Miss. Valley State	3	3	0	1.000	20	4	2-0	0-0	1-0
Missouri	23	12	11	.522	137	171	7-2	4-5	1-4
Missouri Southern*	46	44	1	.967	471	145	43-0-1	1-1	0-0
Missouri State	68	48	20	.706	451	320	32-8	16-11	0-1
Missouri-St. Louis	2	2	0	1.000	25	4	2-0	0-0	0-0
Missouri Valley	1	1	0	1.000	7	1	1-0	0-0	0-0
Missouri Western	18	17	1	.944	157	37	17-1	0-0	0-0
Morningside	2	1	1	.500	41	17	1-1	0-0	0-0
Murray State	2	2	0	1.000	12	5	2-0	0-0	0-0
Navy	2	2	0	1.000	14	5	0-0	0-0	2-0
Nebraska	18	8	10	.444	88	98	7-6	1-3	0-1
Nebraska-Kearney	2	1	1	.500	5	4	1-1	0-0	0-0
Nevada	1	1	0	1.000	10	2	1-0	0-0	0-0
New Mexico	9	7	2	.778	43	24	3-1	1-0	3-1
New Mexico State	2	2	0	1.000	16	7	0-0	1-0	1-0
New Orleans	4	2	2	.500	25	16	2-0	0-1	0-1
Nicholls State	1	0	1	.000	3	5	0-0	0-1	0-0
North Carolina	1	1	0	1.000	7	3	0-0	0-0	1-0
North Dakota State	2	2	0	1.000	20	3	2-0	0-0	0-0
Northeastern State	27	25	2	.926	219	77	25-2	0-0	0-0
Northern Colorado	8	7	1	.875	61	28	7-1	0-0	0-0
Northern Illinois	3	3	0	1.000	34	10	3-0	0-0	0-0
Northern Iowa	5	5	0	1.000	62	9	5-0	0-0	0-0
North Texas	11	11	0	1.000	110	15	11-0	0-0	0-0
Northwestern State	17	15	2	.882	123	76	7-1	5-1	3-0
Northwest Mo. State*	11	9	1	.864	79	43	9-1-1	0-0	0-0
Northwood Institute	1	1	0	1.000	9	1	1-0	0-0	0-0
Notre Dame	3	2	1	.667	16	13	1-0	0-0	1-1
Ohio State	1	1	0	1.000	8	6	0-0	0-0	1-0
Oklahoma	25	14	11	.560	152	123	6-2	7-9	1-0
Oklahoma Baptist	9	6	3	.667	45	40	4-2	2-1	0-0
Oklahoma Christian	1	1	0	1.000	14	4	1-0	0-0	0-0
Oklahoma City	24	23	1	.958	217	82	15-0	8-1	0-0
Oklahoma State	39	16	23	.410	224	272	8-9	6-9	2-5
Ole Miss	74	40	34	.541	438	389	18-16	19-14	3-4
Omaha	2	0	2	.000	10	15	0-2	0-0	0-0
Oral Roberts	100	65	35	.650	678	463	35-14	28-20	2-1
Oregon State	3	2	1	.667	9	8	0-0	0-0	2-1
Pacific	1	0	1	.000	3	4	0-0	0-0	0-1
Pacific Lutheran	1	1	0	1.000	8	1	0-0	0-0	1-0
Penn State	1	1	0	1.000	2	1	0-0	0-0	1-0
Pepperdine	2	1	1	.500	8	8	0-0	0-0	1-1
Pittsburg State	15	15	0	1.000	111	27	11-0	4-0	0-0
Princeton	1	1	0	1.000	6	2	1-0	0-0	0-0
Rice*	60	41	18	.692	332	218	23-4-1	16-11	2-3
Saint Louis	9	9	0	1.000	127	46	8-0	1-0	0-0
Sam Houston State	2	2	0	1.000	10	5	0-0	0-0	2-0
San Diego State	9	8	1	.889	54	25	4-0	3-1	1-0
San Jose State	2	2	0	1.000	19	12	0-0	2-0	0-0
Santa Clara	1	1	0	1.000	10	3	0-0	0-0	1-0
School of the Ozarks	9	8	1	.889	81	24	8-1	0-0	0-0
Siena	3	3	0	1.000	41	11	3-0	0-0	0-0
SIU-Edwardsville	2	1	1	.500	9	8	1-1	0-0	0-0
SMU	26	22	4	.846	135	71	11-0	11-4	0-0
South Alabama	1	1	0	1.000	8	7	0-0	1-0	0-0
South Carolina	63	35	28	.556	372	379	16-9	14-13	5-6
South Dakota	6	6	0	1.000	48	6	6-0	0-0	0-0
South Dakota State	4	3	1	.750	56	10	3-1	0-0	0-0
SE Missouri State	9	5	4	.556	52	37	5-4	0-0	0-0
SE Oklahoma State	2	6	0	1.000	78	41	6-0	0-0	0-0
Southern California	1	0	1	.000	5	15	0-0	0-0	0-1
Southern Illinois	9	3	6	.333	28	54	3-6	0-0	0-0
Southern Miss	12	4	8	.333	63	87	2-1	2-7	0-0
Southwest Baptist	18	18	0	1.000	244	45	18-0	0-0	0-0
SW (Okla.) State	4	1	3	.250	15	21	1-3	0-0	0-0
Stanford	4	1	3	.250	14	21	0-0	0-1	1-2
St. Cloud State*	3	2	0	.833	34	30	2-0-1	0-0	0-0
St. Edwards	2	1	1	.500	15	14	0-0	0-1	1-0
Stephen F. Austin	4	4	0	1.000	36	14	3-0	0-0	1-0
St. John's	3	3	0	1.000	34	15	3-0	0-0	0-0
St. Mary's (Texas)	4	2	2	.500	13	8	0-0	2-2	0-0
St. Olaf	2	2	0	1.000	15	3	2-0	0-0	0-0
TCU	64	45	19	.703	414	320	25-2	19-17	1-1

# ARKANSAS VS. ALL OPPONENTS

Opponent	G	W	L	Win%	^UA	^OPP	Home	Away	Neu.
Tennessee	55	30	25	.545	376	315	15-9	13-15	2-1
Texas	82	28	54	.341	335	542	12-15	13-28	3-11
<b>Texas A&amp;M</b>	<b>67</b>	<b>31</b>	<b>36</b>	<b>.463</b>	<b>336</b>	<b>345</b>	<b>13-17</b>	<b>16-17</b>	<b>2-2</b>
Texas-Arlington	8	7	1	.875	53	20	0-0	4-1	3-0
Texas Lutheran	3	1	2	.333	12	14	0-0	1-1	0-1
Texas-Pan American	20	5	15	.250	71	100	1-0	4-11	0-4
Texas-San Antonio	13	10	3	.769	103	53	4-1	6-2	0-0
Texas State	1	1	0	1.000	6	5	1-0	0-0	0-0
Texas Tech	57	43	14	.754	465	301	21-6	20-7	2-1
Texas Wesleyan	7	6	1	.857	60	34	6-1	0-0	0-0
Trinity	4	2	2	.500	21	36	0-0	2-1	0-1
Troy	6	5	1	.833	64	31	3-0	2-1	0-0
Truman State	2	2	0	1.000	28	13	1-0	0-0	1-0
<b>Tulane</b>	<b>2</b>	<b>1</b>	<b>1</b>	<b>.500</b>	<b>9</b>	<b>3</b>	<b>0-0</b>	<b>1-1</b>	<b>0-0</b>
Tulsa	41	20	21	.488	221	211	13-7	7-14	0-0
UCLA	2	0	2	.000	7	11	0-2	0-0	0-0
ULM	14	7	7	.500	88	78	2-1	5-5	0-1
Union	4	1	3	.250	11	18	1-1	0-2	0-0
<b>UNLV</b>	<b>3</b>	<b>0</b>	<b>3</b>	<b>.000</b>	<b>14</b>	<b>24</b>	<b>0-0</b>	<b>0-3</b>	<b>0-0</b>
Upper Iowa	3	2	1	.667	16	17	2-1	0-0	0-0
Utah	3	3	0	1.000	18	7	3-0	0-0	0-0
UT Martin	1	1	0	1.000	6	2	1-0	0-0	0-0
Valparaiso	4	3	1	.750	27	19	3-1	0-0	0-0

Opponent	G	W	L	Win%	^UA	^OPP	Home	Away	Neu.
<b>Vanderbilt</b>	<b>49</b>	<b>27</b>	<b>22</b>	<b>.551</b>	<b>302</b>	<b>269</b>	<b>14-9</b>	<b>13-8</b>	<b>0-5</b>
Villanova	3	3	0	1.000	41	7	3-0	0-0	0-0
Virginia	1	1	0	1.000	4	3	0-0	0-0	1-0
Washington	1	0	1	.000	2	5	0-0	0-0	0-1
Washington State	10	7	3	.700	55	48	5-2	0-0	2-1
Western Illinois	7	6	1	.857	60	30	6-1	0-0	0-0
Western Kentucky	2	2	0	1.000	13	5	2-0	0-0	0-0
Western Michigan	9	7	2	.778	99	54	2-0	0-0	5-2
West Texas State	2	0	2	.000	7	9	0-0	0-0	0-2
West Virginia	1	1	0	1.000	7	2	0-0	0-0	1-0
Wichita State	43	21	22	.488	214	227	13-2	7-17	1-3
William Carey	1	0	1	.000	0	1	0-0	0-1	0-0
William Jewell	13	10	3	.769	79	37	10-3	0-0	0-0
Wisconsin	9	8	1	.889	72	12	7-1	0-0	1-0
Wisconsin-Milwaukee	9	9	0	1.000	103	32	9-0	0-0	0-0
Wisconsin-Osh Kosh	10	9	1	.900	88	31	9-1	0-0	0-0
Wright State	3	3	0	1.000	21	11	3-0	0-0	0-0
Yankton	5	5	0	1.000	26	11	5-0	0-0	0-0
<b>TOTALS</b>	<b>2720</b>	<b>1712</b>	<b>1002</b>	<b>.631</b>	<b>17,990</b>	<b>13,273</b>	<b>1096-358</b>	<b>473-505</b>	<b>143-139</b>

\* - includes one tie (Arkansas has six ties in program history), ^ - runs  
**Bold** indicates 2014 opponent  
Records since the 1960 season

## ARKANSAS RECORD BY DATE

February					
Day	W-L	Win%	Home	Away	Neu.
2	1-0	1.000	0-0	1-0	0-0
3	0-1	.000	0-0	0-1	0-0
4	2-0	1.000	1-0	1-0	0-0
5	1-0	1.000	1-0	0-0	0-0
6	1-0	1.000	1-0	0-0	0-0
7	1-0	1.000	1-0	0-0	0-0
8	0-0	.000	0-0	0-0	0-0
9	2-3	.400	1-0	1-3	0-0
10	4-3	.571	1-0	2-3	1-0
11	10-1	.909	5-0	4-1	1-0
12	5-2	.714	4-0	0-2	1-0
13	6-3	.667	4-1	2-1	0-1
14	<b>8-1-1</b>	<b>.850</b>	<b>5-0</b>	<b>2-0-1</b>	<b>1-1</b>
15	<b>10-3</b>	<b>.769</b>	<b>7-1</b>	<b>2-1</b>	<b>1-1</b>
16	<b>9-4</b>	<b>.692</b>	<b>7-1</b>	<b>2-2</b>	<b>0-1</b>
17	14-2	.875	10-1	3-1	1-0
18	14-3	.824	10-2	2-1	2-0
19	15-5	.750	14-2	1-3	0-0
20	12-3	.800	10-2	2-0	0-1
21	13-2	.867	11-2	1-0	1-0
22	<b>18-4</b>	<b>.818</b>	<b>18-2</b>	<b>0-2</b>	<b>0-0</b>
23	<b>16-3</b>	<b>.842</b>	<b>15-2</b>	<b>1-1</b>	<b>0-0</b>
24	13-5	.722	12-4	1-1	0-0
25	21-5	.808	20-2	0-3	1-0
26	10-8	.556	9-4	1-3	0-1
27	17-7	.708	15-3	2-2	0-2
28	<b>15-4</b>	<b>.789</b>	<b>8-0</b>	<b>2-1</b>	<b>5-3</b>
29	7-1	.875	3-0	1-1	3-0
<b>Totals</b>	<b>245-73-1</b>	<b>.770</b>	<b>193-29</b>	<b>34-33-1</b>	<b>18-11</b>

March					
Day	W-L	Win%	Home	Away	Neu.
1	16-10	.615	9-3	2-5	5-2
2	22-8	.733	14-2	3-3	5-3
3	10-8	.556	6-2	1-2	3-4
4	19-6	.760	14-2	2-3	3-1
5	22-4	.846	18-1	4-3	0-0
6	18-9	.667	12-5	4-3	2-1
7	14-8	.636	13-2	0-5	1-1
8	<b>19-4-1</b>	<b>.813</b>	<b>18-1-1</b>	<b>1-3</b>	<b>0-0</b>
9	<b>19-12</b>	<b>.613</b>	<b>17-7</b>	<b>2-5</b>	<b>0-0</b>
10	29-5	.853	24-3	5-2	0-0
11	18-5	.783	16-2	2-3	0-0
12	14-11-1	.558	12-5-1	1-6	1-0
13	26-5	.839	23-2	3-1	0-2
14	24-6	.800	20-2	1-4	3-0
15	20-12	.625	18-6	0-5	2-1
16	26-4	.867	19-1	6-2	1-1
17	26-12	.684	15-5	7-7	4-0
18	18-10	.643	9-5	8-4	1-1
19	<b>18-13-1</b>	<b>.578</b>	<b>10-2-1</b>	<b>7-9</b>	<b>1-2</b>
20	21-10	.677	10-2	10-7	1-1
21	28-10	.737	18-3	10-7	0-0

22	23-13	.639	13-6	9-7	1-0
23	22-13	.629	13-3	9-10	0-0
24	14-10	.583	7-6	7-4	0-0
25	26-12	.684	22-6	3-6	1-0
26	17-13-1	.565	15-9-1	2-3	0-1
27	25-12	.676	18-4	6-2	1-6
28	20-14	.588	13-5	6-4	1-5
29	10-17	.370	8-6	2-9	0-2
30	15-13	.536	11-4	4-9	0-0
31	25-7	.781	14-4	9-3	2-0
<b>Totals</b>	<b>624-296-4</b>	<b>.677</b>	<b>449-116-4</b>	<b>136-146</b>	<b>39-34</b>

April					
Day	W-L	Win%	Home	Away	Neu.
1	19-14	.576	9-3	10-9	0-2
2	14-12	.538	4-4	10-7	0-1
3	21-9	.700	11-1	10-7	0-1
4	17-15	.531	8-9	9-6	0-0
5	20-12	.625	15-3	5-9	0-0
6	17-16	.515	14-10	3-6	0-0
7	21-7	.750	15-3	6-4	0-0
8	21-10	.677	18-7	3-3	0-0
9	22-8	.733	17-3	5-5	0-0
10	12-14	.462	7-8	5-6	0-0
11	20-10	.667	11-3	9-7	0-0
12	11-15	.423	7-3	4-12	0-0
13	22-11	.667	16-6	6-5	0-0
14	18-13	.581	13-7	4-6	1-0
15	23-10	.697	15-2	8-8	0-0
16	16-13	.552	8-4	8-9	0-0
17	21-10	.677	13-2	8-8	0-0
18	17-11	.607	10-1	7-10	0-0
19	20-13	.606	5-5	15-7	0-1
20	18-14	.563	14-4	2-10	2-0
21	20-16	.556	14-5	5-11	1-0
22	11-15	.423	2-4	9-11	0-0
23	18-14	.563	11-5	7-8	0-1
24	18-11	.621	7-6	11-3	0-2
25	13-14	.481	6-1	6-13	1-0
26	12-14	.462	6-3	6-10	0-1
27	21-14	.600	5-3	15-11	1-0
28	14-10	.583	7-3	7-6	0-1
29	20-6	.769	14-1	5-3	1-2
30	19-8	.704	14-3	5-4	0-1
<b>Totals</b>	<b>536-359</b>	<b>.599</b>	<b>316-122</b>	<b>213-224</b>	<b>7-13</b>

May					
Day	W-L	Win%	Home	Away	Neu.
1	9-12	.429	6-10	2-2	1-0
2	11-14	.440	9-9	2-5	0-0
3	12-5	.706	8-3	4-2	0-0
4	11-12	.478	10-7	1-5	0-0
5	11-6	.647	6-5	5-1	0-0
6	12-4	.750	11-3	1-1	0-0
7	11-6	.647	6-1	5-5	0-0

8	8-13	.381	5-2	3-9	0-2
9	10-8	.556	5-1	3-7	2-0
10	7-9	.438	4-3	3-5	0-1
11	10-7	.588	6-2	3-5	1-0
12	15-5	.750	5-1	9-2	1-2
13	7-11	.389	2-2	2-7	3-2
14	8-12	.400	2-4	3-6	3-2
15	12-12	.500	4-4	5-4	3-4
16	4-11	.267	0-3	2-7	2-1
17	10-3	.769	5-1	2-1	3-1
18	5-8	.385	3-2	1-5	1-1
19	8-5	.615	4-2	1-1	3-2
20	3-8	.273	1-3	0-1	2-4
21	6-6	.500	4-2	1-0	1-4
22	10-6	.625	0-2	3-1	7-3
23	6-8	.429	1-0	0-0	5-8
24	3-5	.375	0-0	0-0	3-5
25	2-6	.250	0-0	1-0	1-6
26	6-5	.545	0-0	0-1	6-4
27	3-6	.333	0-0	0-0	3-6
28	3-4	.429	1-0	0-1	2-3
29	3-3	.500	1-2	0-0	2-1
30	1-3	.250	1-0	0-0	0-3
31	5-3	.625	0-0	0-1	5-2
<b>Totals</b>	<b>232-226</b>	<b>.507</b>	<b>110-74</b>	<b>62-85</b>	<b>60-67</b>

June					
Day	W-L	Win%	Home	Away	Neu.
1	5-0	1.000	1-0	0-0	4-0
2	3-4	.429	0-2	1-1	2-1
3	5-4	.556	2-1	0-0	3-3
4	5-1	.833	2-1	1-0	2-0
5	5-3	.625	2-1	1-2	2-0
6	4-4	.500	2-1	1-1	1-2
7	2-0	1.000	1-0	1-0	0-0
8	0-3	.000	0-0	0-1	0-2
9	0-2	.000	0-0	0-2	0-0
10	1-0	1.000	0-0	1-0	0-0
11	2-0	1.000	1-0	1-0	0-0
12	1-1	.500	1-0	0-1	0-0
13	1-1	.500	0-0	0-1	1-0
14	0-0	.000	0-0	0-0	0-0
15	0-1	.000	0-0	0-0	0-1
16	1-0	1.000	0-0	0-0	1-0
17	1-0	1.000	0-0	0-0	1-0
18	1-1	.500	0-0	0-0	1-1
19	0-2	.000	0-0	0-0	0-2
20	0-0	.000	0-0	0-0	0-0
21	0-1	.000	0-0	0-0	0-1
22	0-1	.000	0-0	0-0	0-1
Totals	37-29	.561	12-6	7-8	18-15



# GAME-BY-GAME SERIES RESULTS

## ABELINE CHRISTIAN

Overall Series Record: 2-0  
Record in Fayetteville, Ark.: 2-0

DATE	SITE	W/L	SCORE
4/6/71	Fayetteville, Ark.	W	4-3
4/6/71	Fayetteville, Ark.	W	11-1

## AIR FORCE

Overall Series Record: 1-1  
Record at Neutral Sites: 1-1

DATE	SITE	W/L	SCORE
3/26/68	San Antonio, Texas	L	0-1
2/15/02	Arlington, Texas	W	18-1

## ALABAMA

Overall Series Record: 31-42  
Record in Fayetteville, Ark.: 19-14  
Record in Tuscaloosa, Ala.: 9-23  
Record at Neutral Sites: 3-5

DATE	SITE	W/L	SCORE
5/2/92	Fayetteville, Ark.	L	2-11
5/2/92	Fayetteville, Ark.	L	3-4
5/3/92	Fayetteville, Ark.	W	7-3
5/8/93	Tuscaloosa, Ala.	L	2-4
5/8/93	Tuscaloosa, Ala.	W	8-1
5/9/93	Tuscaloosa, Ala.	L	1-10
5/6/94	Fayetteville, Ark.	W	6-5
5/7/94	Fayetteville, Ark.	W	14-6
5/8/94	Fayetteville, Ark.	W	7-3
5/5/95	Tuscaloosa, Ala.	W	12-4
5/6/95	Tuscaloosa, Ala.	W	9-3
5/7/95	Tuscaloosa, Ala.	L	4-7
5/19/95	Starkville, Miss.!	W	5-2
5/20/95	Starkville, Miss.!	L	7-8
5/3/96	Fayetteville, Ark.	W	9-3
5/4/96	Fayetteville, Ark.	L	3-7
5/5/96	Fayetteville, Ark.	L	2-3
4/25/97	Tuscaloosa, Ala.	L	10-11
4/26/97	Tuscaloosa, Ala.	L	2-13
4/3/98	Fayetteville, Ark.	W	11-8
4/4/98	Fayetteville, Ark.	L	1-9
4/5/98	Fayetteville, Ark.	L	3-5
4/23/99	Tuscaloosa, Ala.	L	3-8
4/24/99	Tuscaloosa, Ala.	L	8-15
4/25/99	Tuscaloosa, Ala.	L	8-9
5/23/99	Hoover, Ala.!	L	3-9
4/14/00	Fayetteville, Ark.	L	5-6
4/15/00	Fayetteville, Ark.	L	7-8
4/16/00	Fayetteville, Ark.	L	8-9
5/11/01	Tuscaloosa, Ala.	L	6-11
5/12/01	Tuscaloosa, Ala.	L	9-10
5/13/01	Tuscaloosa, Ala.	L	6-8
3/22/02	Fayetteville, Ark.	L	5-9
3/23/02	Fayetteville, Ark.	W	10-0
3/24/02	Fayetteville, Ark.	L	1-4
4/25/03	Tuscaloosa, Ala.	L	2-10
4/26/03	Tuscaloosa, Ala.	L	3-6
4/27/03	Tuscaloosa, Ala.	L	2-14
4/2/04	Fayetteville, Ark.	L	3-6
4/3/04	Fayetteville, Ark.	W	7-2
4/4/04	Fayetteville, Ark.	W	11-6
5/13/05	Tuscaloosa, Ala.	W	5-4
5/14/05	Tuscaloosa, Ala.	L	2-5
5/15/05	Tuscaloosa, Ala.	W	3-2
5/26/05	Hoover, Ala.!	L	4-5
5/5/06	Fayetteville, Ark.	W	4-3 (11)
5/6/06	Fayetteville, Ark.	W	13-6
5/7/06	Fayetteville, Ark.	W	5-3
5/25/06	Hoover, Ala.!	L	3-4
5/11/07	Tuscaloosa, Ala.	L	0-10
5/12/07	Tuscaloosa, Ala.	W	12-5
5/13/07	Tuscaloosa, Ala.	L	5-9
5/23/07	Hoover, Ala.!	W	6-0
5/2/08	Fayetteville, Ark.	L	7-11
5/3/08	Fayetteville, Ark.	L	6-11
5/4/08	Fayetteville, Ark.	W	5-4
5/8/09	Tuscaloosa, Ala.	L	1-2
5/9/09	Tuscaloosa, Ala.	L	6-8
5/10/09	Tuscaloosa, Ala.	L	5-6
3/26/10	Fayetteville, Ark.	W	9-8
3/27/10	Fayetteville, Ark.	W	4-3
3/28/10	Fayetteville, Ark.	W	10-5

4/1/11	Tuscaloosa, Ala.	L	3-5
4/2/11	Tuscaloosa, Ala.	L	3-5
4/3/11	Tuscaloosa, Ala.	W	4-3
5/25/11	Hoover, Ala.!	L	4-7
5/27/11	Hoover, Ala.!	W	4-1
3/16/12	Fayetteville, Ark.	W	4-3 (12)
3/17/12	Fayetteville, Ark.	W	8-4
3/18/12	Fayetteville, Ark.	W	7-4
4/4/13	Tuscaloosa, Ala.	W	3-1
4/5/13	Tuscaloosa, Ala.	W	6-0
4/6/13	Tuscaloosa, Ala.	L	0-5

## ALABAMA A&M

Overall Series Record: 2-0  
Record in Fayetteville, Ark.: 2-0

DATE	SITE	W/L	SCORE
3/12/13	Fayetteville, Ark.	W	20-2
3/13/13	Fayetteville, Ark.	W	13-0

## ALBANY

Overall Series Record: 1-0  
Record in Fayetteville, Ark.: 1-0

DATE	SITE	W/L	SCORE
6/1/07	Fayetteville, Ark. +	W	9-0

## ALCORN STATE

Overall Series Record: 1-0  
Record in Fayetteville, Ark.: 1-0

DATE	SITE	W/L	SCORE
4/16/08	Fayetteville, Ark.	W	9-1

## AMERICAN CHRISTIAN

Overall Series Record: 1-3  
Record in Fayetteville, Ark.: 1-3

DATE	SITE	W/L	SCORE
4/21/75	Fayetteville, Ark.	L	0-6
4/21/75	Fayetteville, Ark.	L	1-2
4/27/76	Fayetteville, Ark.	W	2-0
4/27/76	Fayetteville, Ark.	L	0-1

## ARIZONA

Overall Series Record: 2-3  
Record in Tucson, Ariz.: 1-2  
Record at Neutral Sites: 1-1

DATE	SITE	W/L	SCORE
6/3/79	Omaha, Neb. +	W	10-3
2/18/88	Tucson, Ariz.	L	11-12
2/19/88	Tucson, Ariz.	L	3-4
2/20/88	Tucson, Ariz.	W	7-2
6/19/04	Omaha, Neb. +	L	2-7

## ARIZONA STATE

Overall Series Record: 3-8  
Record in Fayetteville, Ark.: 2-0  
Record in Tempe, Ariz.: 0-5  
Record at Neutral Sites: 1-3

DATE	SITE	W/L	SCORE
5/29/89	Waterbury, Conn. +	W	1-0
5/21/98	Wichita, Kan. +	L	4-8
3/11/08	Tempe, Ariz.	L	5-6
3/12/08	Tempe, Ariz.	L	4-7
4/7/09	Fayetteville, Ark.	W	7-3
4/8/09	Fayetteville, Ark.	W	8-7
6/12/10	Tempe, Ariz. +	L	6-7 (12)
6/13/10	Tempe, Ariz. +	L	5-7 (12)
6/5/11	Tempe, Ariz. +	L	4-13
2/28/13	Surprise, Ariz.	L	2-3
3/2/13	Surprise, Ariz.	L	1-3

## AUBURN

Overall Series Record: 33-41  
Record in Fayetteville, Ark.: 17-16  
Record in Auburn, Ala.: 13-20  
Record at Neutral Sites: 3-5

DATE	SITE	W/L	SCORE
4/11/92	Fayetteville, Ark.	W	9-7
4/11/92	Fayetteville, Ark.	W	4-1
4/12/92	Fayetteville, Ark.	L	4-14

4/17/93	Auburn, Ala.	W	8-7
4/17/93	Auburn, Ala.	L	1-6
4/18/93	Auburn, Ala.	L	3-8
5/21/93	Baton Rouge, La.!	L	1-3
4/15/94	Fayetteville, Ark.	W	7-6
4/16/94	Fayetteville, Ark.	L	3-6
4/17/94	Fayetteville, Ark.	W	10-0
5/19/94	Oxford, Miss.!	L	1-3
4/14/95	Auburn, Ala.	L	1-7
4/15/95	Auburn, Ala.	L	1-3
4/16/95	Auburn, Ala.	L	7-11
4/13/96	Fayetteville, Ark.	W	9-2
4/13/96	Fayetteville, Ark.	W	9-6
4/14/96	Fayetteville, Ark.	L	2-4
4/18/97	Auburn, Ala.	L	4-11
4/19/97	Auburn, Ala.	W	9-5
4/20/97	Auburn, Ala.	L	3-12
5/14/97	Columbus, Ga.!	L	3-7
4/10/98	Fayetteville, Ark.	L	2-11
4/11/98	Fayetteville, Ark.	L	5-6
4/12/98	Fayetteville, Ark.	W	4-2
5/17/98	Hoover, Ala.!	L	5-7
3/12/99	Auburn, Ala.	L	4-11
3/13/99	Auburn, Ala.	W	20-9
3/14/99	Auburn, Ala.	L	12-13
5/20/99	Hoover, Ala.!	L	2-3 (11)
5/22/99	Hoover, Ala.!	W	9-5
5/22/99	Hoover, Ala.!	W	9-6
3/17/00	Fayetteville, Ark.	L	6-11
3/18/00	Fayetteville, Ark.	L	7-10
3/19/00	Fayetteville, Ark.	L	11-21
4/13/01	Auburn, Ala.	L	1-10
4/14/01	Auburn, Ala.	L	4-11
4/15/01	Auburn, Ala.	L	5-10
5/17/02	Fayetteville, Ark.	W	18-5
5/18/02	Fayetteville, Ark.	L	3-7
5/19/02	Fayetteville, Ark.	W	4-1
5/23/02	Hoover, Ala.!	W	7-3
4/18/03	Auburn, Ala.	W	9-7
4/19/03	Auburn, Ala.	W	11-6
4/20/03	Auburn, Ala.	L	2-5
5/21/04	Fayetteville, Ark.	W	9-7
5/22/04	Fayetteville, Ark.	L	4-7
5/23/04	Fayetteville, Ark.	W	15-3
4/1/05	Auburn, Ala.	L	1-5
4/2/05	Auburn, Ala.	L	7-8
4/3/05	Auburn, Ala.	W	8-6
5/18/06	Fayetteville, Ark.	W	6-3
5/19/06	Fayetteville, Ark.	W	10-5
5/20/06	Fayetteville, Ark.	W	11-2
4/27/07	Auburn, Ala.	W	12-1
4/28/07	Auburn, Ala.	L	9-11
4/29/07	Auburn, Ala.	W	8-1
4/4/08	Fayetteville, Ark.	L	2-5
4/5/08	Fayetteville, Ark.	W	5-4
4/6/08	Fayetteville, Ark.	L	10-12 (10)
3/20/09	Auburn, Ala.	W	3-2
3/21/09	Auburn, Ala.	W	10-6
3/22/09	Auburn, Ala.	W	12-6
4/30/10	Fayetteville, Ark.	W	9-4
5/1/10	Fayetteville, Ark.	L	7-8
5/2/10	Fayetteville, Ark.	L	2-13
3/18/11	Auburn, Ala.	W	6-5 (11)
3/19/11	Auburn, Ala.	L	5-9
3/20/11	Auburn, Ala.	L	7-8
5/10/12	Fayetteville, Ark.	L	2-3 (10)
5/11/12	Fayetteville, Ark.	W	5-4
5/12/12	Fayetteville, Ark.	L	5-12
5/16/13	Auburn, Ala.	L	0-3
5/17/13	Auburn, Ala.	W	1-0
5/18/13	Auburn, Ala.	L	6-11

## BAKER

Overall Series Record: 7-1  
Record in Fayetteville, Ark.: 7-1

DATE	SITE	W/L	SCORE
3/17/75	Fayetteville, Ark.	W	3-2
3/17/75	Fayetteville, Ark.	L	0-2
3/10/76	Fayetteville, Ark.	W	11-0
3/11/76	Fayetteville, Ark.	W	9-7
3/7/77	Fayetteville, Ark.	W	6-0
3/7/77	Fayetteville, Ark.	W	11-1
3/13/80	Fayetteville, Ark.	W	16-2
3/13/80	Fayetteville, Ark.	W	9-4

# GAME-BY-GAME SERIES RESULTS

## BALL STATE

Overall Series Record: 2-1  
Record in Fayetteville, Ark.: 2-1

DATE	SITE	W/L	SCORE
2/19/10	Fayetteville, Ark.	W	10-2
2/20/10	Fayetteville, Ark.	L	2-5
2/21/10	Fayetteville, Ark.	W	9-3

## BAYLOR

Overall Series Record: 38-28  
Record in Fayetteville, Ark.: 22-7  
Record in Waco, Texas: 14-19  
Record at Neutral Sites: 2-2

DATE	SITE	W/L	SCORE
4/14/60	Monroe, La.	W	8-0
4/6/61	Waco, Texas	L	2-16
4/6/61	Waco, Texas	L	1-5
4/19/62	Monroe, La.	L	0-5
3/21/66	Waco, Texas	L	7-13
3/8/74	Waco, Texas	L	6-7
3/9/74	Waco, Texas	L	2-7
3/9/74	Waco, Texas	L	0-9
3/7/75	Fayetteville, Ark.	L	2-11
3/8/75	Fayetteville, Ark.	W	5-4
3/8/75	Fayetteville, Ark.	W	7-4
4/9/76	Waco, Texas	L	0-5
4/10/76	Waco, Texas	L	0-2
4/10/76	Waco, Texas	L	2-5
4/8/77	Fayetteville, Ark.	L	3-5
4/9/77	Fayetteville, Ark.	W	5-2
4/9/77	Fayetteville, Ark.	W	6-1
3/17/78	Waco, Texas	L	11-12
3/18/78	Waco, Texas	W	7-6
3/18/78	Waco, Texas	L	8-9
5/12/78	Austin, Texas!	L	0-1
3/16/79	Fayetteville, Ark.	W	12-1
3/17/79	Fayetteville, Ark.	W	5-1
3/17/79	Fayetteville, Ark.	L	0-4
5/12/79	Austin, Texas!	W	6-1
4/18/80	Waco, Texas	L	1-2
4/19/80	Waco, Texas	W	3-2
4/19/80	Waco, Texas	W	7-6
3/20/81	Fayetteville, Ark.	W	11-3
3/21/81	Fayetteville, Ark.	W	3-1
3/21/81	Fayetteville, Ark.	W	12-0
3/19/82	Waco, Texas	W	8-2
3/20/82	Waco, Texas	W	8-7
3/20/82	Waco, Texas	L	4-5 (10)
3/11/83	Fayetteville, Ark.	W	8-5
3/12/83	Fayetteville, Ark.	W	5-3
3/12/83	Fayetteville, Ark.	L	2-3
3/16/84	Waco, Texas	W	10-9
3/17/84	Waco, Texas	L	7-8
3/17/84	Waco, Texas	W	10-3
4/26/85	Fayetteville, Ark.	L	6-7
4/27/85	Fayetteville, Ark.	W	5-4
4/27/85	Fayetteville, Ark.	L	8-11
5/17/85	Fayetteville, Ark.!	W	6-4
4/25/86	Waco, Texas	L	8-10
4/26/86	Waco, Texas	L	4-6
4/26/86	Waco, Texas	W	10-7
4/17/87	Fayetteville, Ark.	W	5-3
4/18/87	Fayetteville, Ark.	W	8-0
4/18/87	Fayetteville, Ark.	W	6-5
4/22/88	Waco, Texas	W	4-2
4/23/88	Waco, Texas	L	5-7
4/23/88	Waco, Texas	W	11-10
4/14/89	Fayetteville, Ark.	W	8-4
4/15/89	Fayetteville, Ark.	W	9-1
4/15/89	Fayetteville, Ark.	W	10-3
4/13/90	Waco, Texas	W	13-3
4/14/90	Waco, Texas	L	1-2
4/14/90	Waco, Texas	W	3-2
4/19/91	Fayetteville, Ark.	W	13-5
4/20/91	Fayetteville, Ark.	W	7-6
4/20/91	Fayetteville, Ark.	L	6-7
3/10/98	Fayetteville, Ark.	W	9-1
6/9/12	Waco, Texas+	L	1-8
6/10/12	Waco, Texas+	W	5-4
6/11/12	Waco, Texas+	W	1-0 (10)

## BELHAVEN

Overall Series Record: 2-1  
Record in Jackson, Miss.: 2-1

DATE	SITE	W/L	SCORE
3/25/69	Jackson, Miss.	L	2-7
3/26/69	Jackson, Miss.	W	4-2
3/27/69	Jackson, Miss.	W	4-2

## BENEDICTINE

Overall Series Record: 1-0  
Record in Fayetteville, Ark.: 1-0

DATE	SITE	W/L	SCORE
3/9/88	Fayetteville, Ark.	W	9-0

## BINGHAMTON

Overall Series Record: 3-0  
Record in Fayetteville, Ark.: 3-0

DATE	SITE	W/L	SCORE
3/9/12	Fayetteville, Ark.	W	4-0
3/10/12	Fayetteville, Ark.	W	5-3
3/11/12	Fayetteville, Ark.	W	6-0

## BRYANT

Overall Series Record: 1-1  
Record at Neutral Sites: 1-1

DATE	SITE	W/L	SCORE
5/31/13	Manhattan, Kan. +	L	1-4
6/2/13	Manhattan, Kan. +	W	12-3

## BUCKNELL

Overall Series Record: 1-0  
Record at Neutral Sites: 1-0

DATE	SITE	W/L	SCORE
5/31/03	Austin, Texas +	W	10-7

## BUENA VISTA

Overall Series Record: 14-8  
Record in Fayetteville, Ark.: 13-8  
Record at Neutral Sites: 1-0

DATE	SITE	W/L	SCORE
1960	Fayetteville, Ark.	W	10-4
1960	Fayetteville, Ark.	L	1-3
3/27/61	Fayetteville, Ark.	L	6-10
3/29/61	Fayetteville, Ark.	W	2-0
3/26/62	Fayetteville, Ark.	L	4-8
3/27/62	Fayetteville, Ark.	L	7-8
3/28/62	Fayetteville, Ark.	W	5-4
3/25/63	Fayetteville, Ark.	W	9-1
3/25/63	Fayetteville, Ark.	W	8-7
3/26/63	Fayetteville, Ark.	W	11-10
3/23/64	Fayetteville, Ark.	L	5-6
3/24/64	Fayetteville, Ark.	L	13-16
3/31/66	Fayetteville, Ark.	L	0-3
4/1/66	Fayetteville, Ark.	W	16-13
3/21/67	Fayetteville, Ark.	W	6-1
3/21/67	Fayetteville, Ark.	W	4-3
3/22/67	Fayetteville, Ark.	L	3-6
4/1/69	Fayetteville, Ark.	W	16-4
4/1/69	Fayetteville, Ark.	W	14-1
3/25/71	Fayetteville, Ark.	W	5-1
3/25/71	Fayetteville, Ark.	W	3-2
3/31/72	Tulsa, Okla.	W	1-0

## BYU

Overall Series Record: 2-1  
Record in Fayetteville, Ark.: 2-0  
Record at Neutral Sites: 0-1

DATE	SITE	W/L	SCORE
3/13/90	Fresno, Calif.	L	5-6
2/28/12	Fayetteville, Ark.	W	5-0
2/29/12	Fayetteville, Ark.	W	8-1

## CALIFORNIA

Overall Series Record: 4-3  
Record in Fayetteville, Ark.: 2-1  
Record in Berkeley, Calif.: 2-1  
Record at Neutral Sites: 0-1

DATE	SITE	W/L	SCORE
5/24/80	Tulsa, Okla. +	L	1-7
3/6/09	Fayetteville, Ark.	W	5-4 (10)
3/7/09	Fayetteville, Ark.	L	6-12
3/8/09	Fayetteville, Ark.	W	13-3
3/5/10	Berkeley, Calif.	W	7-3
3/6/10	Berkeley, Calif.	W	9-5
3/7/10	Berkeley, Calif.	L	0-6

## CAL STATE FULLERTON

Overall Series Record: 1-3  
Record at Neutral Sites: 1-3

DATE	SITE	W/L	SCORE
6/6/79	Omaha, Neb. +	L	10-13
6/8/79	Omaha, Neb. +	L	1-2
3/7/93	Minneapolis, Minn.	L	5-6
6/13/09	Omaha, Neb. +	W	10-6

## CAL STATE NORTHRIDGE

Overall Series Record: 3-0  
Record in Fayetteville, Ark.: 3-0

DATE	SITE	W/L	SCORE
3/10/06	Fayetteville, Ark.	W	6-5
3/11/06	Fayetteville, Ark.	W	8-1
3/12/06	Fayetteville, Ark.	W	8-6

## CARTHAGE

Overall Series Record: 1-0-1  
Record in Fayetteville, Ark.: 1-0-1

DATE	SITE	W/L	SCORE
1971	Fayetteville, Ark.	W	8-1
1971	Fayetteville, Ark.	T	2-2

## CENTENARY

Overall Series Record: 32-8  
Record in Fayetteville, Ark.: 20-4  
Record in Shreveport, La.: 12-4

DATE	SITE	W/L	SCORE
1960	Shreveport, La.	L	12-13
1960	Shreveport, La.	L	2-3
4/14/61	Fayetteville, Ark.	W	10-2
4/27/62	Shreveport, La.	W	6-2
4/28/62	Shreveport, La.	W	7-2
4/8/63	Fayetteville, Ark.	L	6-7
4/9/63	Fayetteville, Ark.	W	3-2
4/3/64	Shreveport, La.	W	8-4
4/4/64	Shreveport, La.	L	7-8
4/10/65	Fayetteville, Ark.	L	7-10
4/10/65	Fayetteville, Ark.	L	4-8
4/16/66	Shreveport, La.	W	4-2
4/16/66	Shreveport, La.	W	3-2
4/1/80	Fayetteville, Ark.	W	2-1
4/1/80	Fayetteville, Ark.	W	7-5
3/20/88	Shreveport, La.	W	12-2
4/8/90	Fayetteville, Ark.	W	9-5
3/17/91	Shreveport, La.	W	7-3
4/21/92	Fayetteville, Ark.	W	9-8 (10)
3/5/94	Fayetteville, Ark.	W	11-5
3/6/94	Fayetteville, Ark.	W	13-1
3/31/99	Fayetteville, Ark.	W	18-2
2/29/00	Fayetteville, Ark.	W	7-6 (10)
3/1/00	Fayetteville, Ark.	W	21-9
3/21/01	Shreveport, La.	W	5-0
3/26/02	Fayetteville, Ark.	W	16-4
3/27/02	Fayetteville, Ark.	W	10-2
3/19/03	Shreveport, La.	W	14-9
3/16/04	Fayetteville, Ark.	W	10-9
3/17/04	Fayetteville, Ark.	W	15-3
3/22/05	Shreveport, La.	W	10-1
3/23/05	Shreveport, La.	W	14-1
3/21/06	Fayetteville, Ark.	W	10-2
3/22/06	Fayetteville, Ark.	W	8-5
3/21/07	Shreveport, La.	W	16-14
3/25/08	Fayetteville, Ark.	W	9-0
3/26/08	Fayetteville, Ark.	L	1-5

# GAME-BY-GAME SERIES RESULTS

3/10/09	Shreveport, La.	L	3-8
3/30/10	Fayetteville, Ark.	W	18-2
3/31/10	Fayetteville, Ark.	W	9-4

## CENTRAL MICHIGAN

Overall Series Record: 2-0  
Record in Fayetteville, Ark.: 2-0

DATE	SITE	W/L	SCORE
3/24/98	Fayetteville, Ark.	W	4-2
3/25/98	Fayetteville, Ark.	W	7-2

## CENTRAL MISSOURI

Overall Series Record: 9-0  
Record in Fayetteville, Ark.: 9-0

DATE	SITE	W/L	SCORE
4/29/64	Fayetteville, Ark.	W	7-5
4/29/64	Fayetteville, Ark.	W	10-9
3/15/83	Fayetteville, Ark.	W	7-5
3/15/83	Fayetteville, Ark.	W	5-0
3/16/83	Fayetteville, Ark.	W	12-3
3/16/83	Fayetteville, Ark.	W	8-1
2/28/92	Fayetteville, Ark.	W	9-1
3/8/95	Fayetteville, Ark.	W	9-8
3/4/97	Fayetteville, Ark.	W	22-6

## CENTRAL OKLAHOMA

Overall Series Record: 1-0  
Record in Fayetteville, Ark.: 1-0

DATE	SITE	W/L	SCORE
4/8/91	Fayetteville, Ark.	W	6-2

## CHARLOTTE

Overall Series Record: 1-1  
Record at Neutral Sites: 1-1

DATE	SITE	W/L	SCORE
6/3/11	Tempe, Ariz. +	L	2-3
6/5/11	Tempe, Ariz. +	W	11-3

## CLEMSON

Overall Series Record: 3-3  
Record in Fayetteville, Ark.: 0-1  
Record in Clemson, S.C.: 1-2  
Record at Neutral Sites: 2-0

DATE	SITE	W/L	SCORE
5/23/87	Huntsville, Ala. +	W	6-5 (10)
5/24/87	Huntsville, Ala. +	W	4-2
5/29/99	Fayetteville, Ark. +	L	4-12
6/7/02	Clemson, S.C. +	W	9-6
6/8/02	Clemson, S.C. +	L	7-8
6/9/02	Clemson, S.C. +	L	4-7

## COASTAL CAROLINA

Overall Series Record: 1-2  
Record in Fayetteville, Ark.: 1-2

DATE	SITE	W/L	SCORE
5/20/83	Fayetteville, Ark.	L	3-5
5/21/83	Fayetteville, Ark.	L	7-13
5/21/83	Fayetteville, Ark.	W	6-4

## COLORADO

Overall Series Record: 2-0  
Record in Fayetteville, Ark.: 2-0

DATE	SITE	W/L	SCORE
1960	Fayetteville, Ark.	W	17-2
1960	Fayetteville, Ark.	W	8-2

## CREIGHTON

Overall Series Record: 8-5  
Record in Fayetteville, Ark.: 4-1  
Record in Omaha, Neb.: 4-4

DATE	SITE	W/L	SCORE
5/7/71	Omaha, Neb.	L	4-6
5/7/71	Omaha, Neb.	W	2-0
5/8/71	Omaha, Neb.	L	2-3
5/8/71	Omaha, Neb.	L	1-2
4/27/73	Omaha, Neb.	W	5-1
4/27/73	Omaha, Neb.	W	11-2

4/28/73	Omaha, Neb.	W	3-1
4/28/73	Omaha, Neb.	L	2-6
3/6/74	Fayetteville, Ark.	L	1-12
3/6/74	Fayetteville, Ark.	W	12-4
3/13/77	Fayetteville, Ark.	W	8-0
2/11/03	Fayetteville, Ark.	W	9-5
6/3/07	Fayetteville, Ark. +	W	6-0

## DALLAS BAPTIST

Overall Series Record: 11-7  
Record in Fayetteville, Ark.: 9-5  
Record in Dallas, Texas: 1-0  
Record at Neutral Sites: 1-2

DATE	SITE	W/L	SCORE
4/30/82	Fayetteville, Ark.	W	4-2
4/30/82	Fayetteville, Ark.	W	6-1
5/1/82	Fayetteville, Ark.	L	1-3
5/1/82	Fayetteville, Ark.	W	7-2
4/29/83	Fort Smith, Ark.	L	9-19
4/30/83	Fayetteville, Ark.	W	8-4
4/30/83	Fayetteville, Ark.	W	8-7
3/19/84	Fayetteville, Ark.	W	8-2
3/20/84	Fayetteville, Ark.	L	3-6
3/20/84	Fayetteville, Ark.	W	3-0
3/28/88	Fayetteville, Ark.	L	6-9
4/10/89	Fayetteville, Ark.	L	8-10
4/16/90	Fayetteville, Ark.	W	10-6
4/22/91	Fayetteville, Ark.	L	4-7
4/23/92	Fayetteville, Ark.	W	13-3
2/14/99	Lafayette, La.	L	8-10
2/11/05	Dallas, Texas	W	13-3
2/12/05	Arlington, Texas	W	8-1

## DELAWARE

Overall Series Record: 3-0  
Record in Fayetteville, Ark.: 1-0  
Record at Neutral Sites: 2-0

DATE	SITE	W/L	SCORE
5/26/79	Tallahassee, Fla. +	W	8-6
5/27/79	Tallahassee, Fla. +	W	4-3
5/28/99	Fayetteville, Ark. +	W	10-6

## DELAWARE STATE

Overall Series Record: 3-0  
Record in Fayetteville, Ark.: 3-0

DATE	SITE	W/L	SCORE
2/18/11	Fayetteville, Ark.	W	5-0
2/19/11	Fayetteville, Ark.	W	9-2
2/20/11	Fayetteville, Ark.	W	10-0

## DELTA STATE

Overall Series Record: 2-3  
Record in Cleveland, Miss.: 2-3

DATE	SITE	W/L	SCORE
4/19/63	Cleveland, Miss.	W	5-2
4/20/63	Cleveland, Miss.	L	2-10
4/21/65	Cleveland, Miss.	L	1-5
4/22/65	Cleveland, Miss.	L	7-12
4/17/67	Cleveland, Miss.	W	12-9

## DRAKE

Overall Series Record: 5-1  
Record in Fayetteville, Ark.: 5-1

DATE	SITE	W/L	SCORE
3/17/71	Fayetteville, Ark.	W	6-2
3/17/71	Fayetteville, Ark.	L	6-7
3/18/72	Fayetteville, Ark.	W	9-4
3/18/72	Fayetteville, Ark.	W	4-2
3/22/73	Fayetteville, Ark.	W	11-10
3/22/73	Fayetteville, Ark.	W	3-2

## EASTERN ILLINOIS

Overall Series Record: 18-1  
Record in Fayetteville, Ark.: 18-1

DATE	SITE	W/L	SCORE
3/22/84	Fayetteville, Ark.	W	6-0
3/22/84	Fayetteville, Ark.	W	16-2
3/13/93	Fayetteville, Ark.	W	8-3
3/14/93	Fayetteville, Ark.	W	8-7

3/14/93	Fayetteville, Ark.	W	7-1
2/20/98	Fayetteville, Ark.	W	16-0
2/21/98	Fayetteville, Ark.	L	4-5
2/22/98	Fayetteville, Ark.	W	8-1
2/26/99	Fayetteville, Ark.	W	8-3
2/27/99	Fayetteville, Ark.	W	17-2
2/28/99	Fayetteville, Ark.	W	10-3
2/23/01	Fayetteville, Ark.	W	6-2
2/25/01	Fayetteville, Ark.	W	10-4
2/25/01	Fayetteville, Ark.	W	17-4
2/14/03	Fayetteville, Ark.	W	5-1
2/15/03	Fayetteville, Ark.	W	17-3
3/11/05	Fayetteville, Ark.	W	17-2
3/12/05	Fayetteville, Ark.	W	12-1
3/13/05	Fayetteville, Ark.	W	6-0

## EASTERN KENTUCKY

Overall Series Record: 1-0  
Record at Neutral Sites: 1-0

DATE	SITE	W/L	SCORE
5/23/85	Tallahassee, Fla. +	W	20-13

## EASTERN MICHIGAN

Overall Series Record: 14-1  
Record in Fayetteville, Ark.: 7-0  
Record at Neutral Sites: 7-1

DATE	SITE	W/L	SCORE
3/23/77	Fayetteville, Ark.	W	4-3
3/23/77	Fayetteville, Ark.	W	8-1
3/26/79	Fayetteville, Ark.	W	6-2
3/26/79	Fayetteville, Ark.	W	1-0
3/27/79	Fayetteville, Ark.	W	6-0
3/1/81	Lakeland, Fla.	W	17-10
3/3/81	Lakeland, Fla.	L	5-7
3/6/81	Lakeland, Fla.	W	6-2
3/6/81	Lakeland, Fla.	W	9-8
2/25/84	Lakeland, Fla.	W	3-2
2/29/84	Lakeland, Fla.	W	8-1
3/2/84	Lakeland, Fla.	W	4-1
3/16/90	Fresno, Calif.	W	6-4
3/11/91	Fayetteville, Ark.	W	6-5
3/12/91	Fayetteville, Ark.	W	12-4

## EAST TEXAS BAPTIST

Overall Series Record: 0-2  
Record in Marshall, Texas: 0-2

DATE	SITE	W/L	SCORE
3/23/68	Marshall, Texas	L	0-4
3/23/68	Marshall, Texas	L	1-2

## ECKERD

Overall Series Record: 1-0  
Record at Neutral Sites: 1-0

DATE	SITE	W/L	SCORE
3/3/89	Lakeland, Fla.	W	8-2

## EMPORIA STATE

Overall Series Record: 8-5  
Record in Fayetteville, Ark.: 5-1  
Record in Emporia, Kan.: 2-4  
Record at Neutral Sites: 1-0

DATE	SITE	W/L	SCORE
1960	Fayetteville, Ark.	W	19-11
1960	Fayetteville, Ark.	W	11-4
4/19/61	Emporia, Kan.	L	2-4
4/20/61	Chanute, Kan.	W	15-10
4/13/62	Fayetteville, Ark.	W	6-2
4/14/62	Fayetteville, Ark.	W	12-3
4/3/63	Emporia, Kan.	W	12-8
4/3/63	Emporia, Kan.	L	2-18
4/13/64	Fayetteville, Ark.	W	8-3
4/13/64	Fayetteville, Ark.	L	6-10
4/6/65	Emporia, Kan.	L	4-8
1967	Emporia, Kan.	W	8-5
1967	Emporia, Kan.	L	4-5

# GAME-BY-GAME SERIES RESULTS

## EVANGEL

Overall Series Record: 20-0  
Record in Fayetteville, Ark.: 12-0  
Record in Springfield, Mo.: 8-0

DATE	SITE	W/L	SCORE
1968	Fayetteville, Ark.	W	3-1
1968	Fayetteville, Ark.	W	2-1
5/3/69	Springfield, Mo.	W	3-0
5/3/69	Springfield, Mo.	W	18-0
5/12/70	Springfield, Mo.	W	10-0
5/12/70	Springfield, Mo.	W	6-0
5/5/71	Springfield, Mo.	W	12-1
5/5/71	Springfield, Mo.	W	13-0
1973	Fayetteville, Ark.	W	5-4
1973	Fayetteville, Ark.	W	11-0
4/15/74	Springfield, Mo.	W	6-4
4/15/74	Springfield, Mo.	W	5-3
3/16/82	Fayetteville, Ark.	W	5-1
3/16/82	Fayetteville, Ark.	W	4-1
4/7/87	Fayetteville, Ark.	W	16-2
4/5/88	Fayetteville, Ark.	W	13-8
4/5/89	Fayetteville, Ark.	W	6-4
3/27/90	Fayetteville, Ark.	W	8-3
4/2/91	Fayetteville, Ark.	W	10-0
3/30/92	Fayetteville, Ark.	W	10-0

## EVANSVILLE

Overall Series Record: 9-2  
Record in Fayetteville, Ark.: 9-2

DATE	SITE	W/L	SCORE
3/23/86	Fayetteville, Ark.	W	18-8
3/24/86	Fayetteville, Ark.	W	4-0
3/25/86	Fayetteville, Ark.	W	9-8
2/24/95	Fayetteville, Ark.	W	8-5
2/25/95	Fayetteville, Ark.	W	6-5
2/26/95	Fayetteville, Ark.	L	2-3
3/6/01	Fayetteville, Ark.	L	1-4
3/7/01	Fayetteville, Ark.	W	5-1
2/22/13	Fayetteville, Ark.	W	10-4
2/23/13	Fayetteville, Ark.	W	5-2
2/24/13	Fayetteville, Ark.	W	10-2

## FLORIDA

Overall Series Record: 26-24  
Record in Fayetteville, Ark.: 13-8  
Record in Gainesville, Fla.: 10-14  
Record at Neutral Sites: 3-2

DATE	SITE	W/L	SCORE
5/26/79	Tallahassee, Fla. +	W	9-1
4/8/94	Gainesville, Fla.	L	2-5
4/9/94	Gainesville, Fla.	L	7-8
4/10/94	Gainesville, Fla.	L	2-3 (11)
4/7/95	Fayetteville, Ark.	W	5-4
4/8/95	Fayetteville, Ark.	W	13-5
4/9/95	Fayetteville, Ark.	L	2-5
5/1/98	Fayetteville, Ark.	L	6-7
5/2/98	Fayetteville, Ark.	L	9-13
5/3/98	Fayetteville, Ark.	W	4-3
4/2/99	Gainesville, Fla.	W	8-1
4/3/99	Gainesville, Fla.	W	6-5
4/4/99	Gainesville, Fla.	W	10-5
3/24/00	Fayetteville, Ark.	L	7-8 (11)
3/25/00	Fayetteville, Ark.	L	7-8 (10)
3/26/00	Fayetteville, Ark.	L	4-7
3/23/01	Gainesville, Fla.	L	4-7
3/24/01	Gainesville, Fla.	L	4-8
3/25/01	Gainesville, Fla.	L	1-4
3/19/04	Gainesville, Fla.	L	1-11
3/20/04	Gainesville, Fla.	W	8-2
3/21/04	Gainesville, Fla.	L	6-7 (10)
5/6/05	Fayetteville, Ark.	W	4-1
5/7/05	Fayetteville, Ark.	W	3-2 (10)
5/8/05	Fayetteville, Ark.	L	10-11
5/25/05	Hoover, Ala.!	L	8-9
3/17/06	Gainesville, Fla.	L	3-6
3/18/06	Gainesville, Fla.	W	4-2
3/19/06	Gainesville, Fla.	L	7-8
4/14/07	Fayetteville, Ark.	W	14-3
4/14/07	Fayetteville, Ark.	W	7-1
4/15/07	Fayetteville, Ark.	W	10-7
4/11/08	Gainesville, Fla.	W	2-1
4/12/08	Gainesville, Fla.	L	1-6

4/13/08	Gainesville, Fla.	W	10-4
3/13/09	Fayetteville, Ark.	W	11-4
3/14/09	Fayetteville, Ark.	W	8-4
3/15/09	Fayetteville, Ark.	W	4-2
5/20/09	Hoover, Ala.!	W	8-5
5/22/09	Hoover, Ala.!	W	10-7
4/23/10	Gainesville, Fla.	W	8-3
4/24/10	Gainesville, Fla.	L	2-8
4/25/10	Gainesville, Fla.	L	1-2
5/27/10	Hoover, Ala.!	L	4-5
5/5/11	Fayetteville, Ark.	W	4-3
5/6/11	Fayetteville, Ark.	W	5-3
5/7/11	Fayetteville, Ark.	L	3-5
4/27/12	Gainesville, Fla.	L	2-3
4/28/12	Gainesville, Fla.	W	5-1
4/29/12	Gainesville, Fla.	W	3-1 (10)

## FLORIDA SOUTHERN

Overall Series Record: 2-1  
Record in Lakeland, Fla.: 2-1

DATE	SITE	W/L	SCORE
3/4/81	Lakeland, Fla.	L	3-5
3/5/81	Lakeland, Fla.	W	13-3
3/1/84	Lakeland, Fla.	W	5-1

## FLORIDA STATE

Overall Series Record: 5-0  
Record in Fayetteville, Ark.: 2-0  
Record in Tallahassee, Fla.: 3-0

DATE	SITE	W/L	SCORE
5/25/85	Tallahassee, Fla. +	W	7-6
6/11/04	Fayetteville, Ark. +	W	7-5
6/12/04	Fayetteville, Ark. +	W	4-2
6/5/09	Tallahassee, Fla. +	W	7-2
6/6/09	Tallahassee, Fla. +	W	9-8

## FORDHAM

Overall Series Record: 0-1  
Record at Neutral Sites: 0-1

DATE	SITE	W/L	SCORE
5/25/90	Wichita, Kan. +	L	5-8

## FRESNO STATE

Overall Series Record: 1-0  
Record in Fresno, Calif.: 1-0

DATE	SITE	W/L	SCORE
3/17/90	Fresno, Calif.	W	6-4

## GEORGE MASON

Overall Series Record: 2-0  
Record at Neutral Sites: 2-0

DATE	SITE	W/L	SCORE
5/24/85	Tallahassee, Fla. +	W	13-9
2/10/06	Mobile, Ala.	W	4-1

## GEORGE WASHINGTON

Overall Series Record: 3-0  
Record at Neutral Sites: 3-0

DATE	SITE	W/L	SCORE
5/25/79	Tallahassee, Fla. +	W	12-11
5/26/89	Waterbury, Conn. +	W	8-2
3/12/90	Fresno, Calif.	W	5-1

## GEORGIA

Overall Series Record: 28-20  
Record in Fayetteville, Ark.: 17-7  
Record in Athens, Ga.: 10-12  
Record at Neutral Sites: 1-1

DATE	SITE	W/L	SCORE
5/31/87	Omaha, Neb. +	W	5-4
3/21/92	Athens, Ga.	W	1-0
3/21/92	Athens, Ga.	W	5-3
3/27/93	Fayetteville, Ark.	W	7-2
3/27/93	Fayetteville, Ark.	W	11-1
3/28/93	Fayetteville, Ark.	W	5-4 (10)
4/5/96	Athens, Ga.	L	3-7
4/6/96	Athens, Ga.	W	4-3
4/7/96	Athens, Ga.	L	6-7

4/5/97	Fayetteville, Ark.	W	11-2
4/5/97	Fayetteville, Ark.	W	15-6
4/6/97	Fayetteville, Ark.	W	17-8
4/21/00	Athens, Ga.	L	2-10
4/22/00	Athens, Ga.	L	8-14
4/23/00	Athens, Ga.	L	5-15
3/16/01	Fayetteville, Ark.	W	8-5
3/17/01	Fayetteville, Ark.	W	20-3
3/18/01	Fayetteville, Ark.	L	6-7
3/15/02	Athens, Ga.	L	3-10
3/16/02	Athens, Ga.	L	4-8
3/17/02	Athens, Ga.	W	16-12 (10)
4/4/03	Fayetteville, Ark.	W	9-4
4/5/03	Fayetteville, Ark.	W	14-3
4/6/03	Fayetteville, Ark.	L	4-10
3/24/06	Fayetteville, Ark.	L	0-2
3/25/06	Fayetteville, Ark.	L	7-8
3/26/06	Fayetteville, Ark.	W	5-4 (10)
4/20/07	Athens, Ga.	L	1-6
4/21/07	Athens, Ga.	W	7-6 (10)
4/22/07	Athens, Ga.	W	9-3
3/14/08	Fayetteville, Ark.	W	5-1
3/15/08	Fayetteville, Ark.	L	11-15
3/16/08	Fayetteville, Ark.	L	2-13
4/17/09	Athens, Ga.	L	3-4
4/18/09	Athens, Ga.	L	3-4
4/19/09	Athens, Ga.	W	2-0
5/21/09	Hoover, Ala.!	L	1-2 (10)
4/16/10	Fayetteville, Ark.	W	10-2
4/17/10	Fayetteville, Ark.	W	10-2
4/18/10	Fayetteville, Ark.	W	13-5
4/29/11	Athens, Ga.	W	10-4
4/30/11	Athens, Ga.	L	0-3
5/1/11	Athens, Ga.	L	5-6
4/6/12	Fayetteville, Ark.	L	2-4
4/7/12	Fayetteville, Ark.	W	8-3
4/8/12	Fayetteville, Ark.	W	8-0
4/26/13	Athens, Ga.	W	2-0
4/27/13	Athens, Ga.	W	2-1

## GEORGIA TECH

Overall Series Record: 1-2  
Record at Neutral Sites: 1-2

DATE	SITE	W/L	SCORE
5/26/85	Tallahassee, Fla. +	W	7-5
3/6/93	Minneapolis, Minn.	L	2-3
5/23/98	Wichita, Kan. +	L	0-2

## GONZAGA

Overall Series Record: 3-2  
Record in Fayetteville, Ark.: 2-0  
Record in Seattle, Wash.: 0-1  
Record at Neutral Sites: 1-1

DATE	SITE	W/L	SCORE
3/14/90	Fresno, Calif.	W	7-4
3/12/92	Seattle, Wash.	L	1-6
3/13/12	Fayetteville, Ark.	W	1-0
3/14/12	Fayetteville, Ark.	W	5-3
3/1/13	Surprise, Ariz.	L	0-3

## GRAMBLING STATE

Overall Series Record: 1-0  
Record in Fayetteville, Ark.: 1-0

DATE	SITE	W/L	SCORE
6/4/10	Fayetteville, Ark. +	W	19-7

## HAWAII

Overall Series Record: 4-4  
Record in Honolulu, Hawaii: 4-4

DATE	SITE	W/L	SCORE
2/27/87	Honolulu, Hawaii	L	4-8
2/28/87	Honolulu, Hawaii	L	5-6 (10)
3/1/87	Honolulu, Hawaii	W	9-7 (10)
3/2/87	Honolulu, Hawaii	W	7-4
3/1/90	Honolulu, Hawaii	L	3-9
3/2/90	Honolulu, Hawaii	W	17-9
3/2/90	Honolulu, Hawaii	L	1-2
3/2/06	Honolulu, Hawaii	W	5-1



# GAME-BY-GAME SERIES RESULTS

## HAWAII PACIFIC

Overall Series Record: 3-1

Record in Honolulu, Hawaii: 3-1

DATE	SITE	W/L	SCORE
2/25/87	Honolulu, Hawaii	L	4-6
2/26/87	Honolulu, Hawaii	W	10-7
2/27/91	Honolulu, Hawaii	W	12-2
2/28/91	Honolulu, Hawaii	W	5-4

## HOUSTON

Overall Series Record: 37-27

Record in Fayetteville, Ark.: 17-7

Record in Houston, Texas: 14-16

Record at Neutral Sites: 6-4

DATE	SITE	W/L	SCORE
4/27/74	Houston, Texas	L	0-8
4/27/74	Houston, Texas	L	5-6
4/27/74	Houston, Texas	L	3-8
4/25/75	Houston, Texas	W	5-1
4/26/75	Houston, Texas	W	3-0
4/26/75	Houston, Texas	L	3-10
3/5/76	Houston, Texas	L	4-9
3/6/76	Houston, Texas	L	0-1
3/6/76	Houston, Texas	L	2-3
3/4/77	Fayetteville, Ark.	W	5-3
3/5/77	Fayetteville, Ark.	W	2-0
3/5/77	Fayetteville, Ark.	L	0-5
4/21/78	Houston, Texas	W	6-5
4/22/78	Houston, Texas	W	5-1
4/22/78	Houston, Texas	L	4-14
4/20/79	Fayetteville, Ark.	W	5-3
4/21/79	Fayetteville, Ark.	W	3-0
4/21/79	Fayetteville, Ark.	W	11-10 (8)
3/21/80	Houston, Texas	W	13-6
3/22/80	Houston, Texas	W	4-2
3/22/80	Houston, Texas	L	6-11
4/17/81	Fayetteville, Ark.	L	3-5
4/18/81	Fayetteville, Ark.	W	15-4
4/18/81	Fayetteville, Ark.	W	2-1
5/15/81	Austin, Texas!	L	2-7
5/17/81	Austin, Texas!	W	9-3
4/16/82	Houston, Texas	L	3-7
4/17/82	Houston, Texas	L	0-2
4/17/82	Houston, Texas	W	1-0 (10)
5/14/82	College Station, Texas!	W	9-6
5/16/82	College Station, Texas!	L	8-9
4/10/83	Fayetteville, Ark.	W	1-0
4/10/83	Fayetteville, Ark.	L	8-12
4/11/83	Fayetteville, Ark.	W	9-1
5/13/83	Austin, Texas!	W	4-3
5/15/83	Austin, Texas!	W	9-7
4/14/84	Houston, Texas	L	5-6
4/14/84	Houston, Texas	W	17-4
4/15/84	Houston, Texas	L	3-4
4/5/85	Fayetteville, Ark.	W	16-12
4/6/85	Fayetteville, Ark.	W	5-4
4/6/85	Fayetteville, Ark.	L	9-10
4/4/86	Houston, Texas	W	15-6
4/5/86	Houston, Texas	W	3-2
4/5/86	Houston, Texas	W	10-6
3/27/87	Fayetteville, Ark.	L	3-4
3/28/87	Fayetteville, Ark.	W	10-3
3/28/87	Fayetteville, Ark.	W	12-6
5/17/87	Austin, Texas!	W	14-9
4/1/88	Houston, Texas	L	2-8
4/2/88	Houston, Texas	W	16-7
4/2/88	Houston, Texas	L	5-6 (10)
3/24/89	Fayetteville, Ark.	W	10-1
3/25/89	Fayetteville, Ark.	W	3-0
3/25/89	Fayetteville, Ark.	W	8-3
5/19/89	College Station, Texas!	W	5-4
3/23/90	Houston, Texas	W	6-1
3/24/90	Houston, Texas	W	6-4
3/24/90	Houston, Texas	L	0-6
5/19/90	Austin, Texas!	L	1-7
3/29/91	Fayetteville, Ark.	L	3-4
3/30/91	Fayetteville, Ark.	W	6-2
3/30/91	Fayetteville, Ark.	L	5-6
3/3/12	Houston, Texas	L	1-4

## ILLINOIS

Overall Series Record: 3-0

Record in Fayetteville, Ark.: 2-0

Record at Neutral Sites: 1-0

DATE	SITE	W/L	SCORE
3/13/84	Fayetteville, Ark.	W	18-5
3/14/84	Fayetteville, Ark.	W	6-5
5/28/89	Waterbury, Conn. +	W	9-2

## ILLINOIS-CHICAGO

Overall Series Record: 7-1

Record in Fayetteville, Ark.: 7-1

DATE	SITE	W/L	SCORE
3/1/03	Fayetteville, Ark.	W	8-7 (11)
3/1/03	Fayetteville, Ark.	W	6-4
3/2/03	Fayetteville, Ark.	W	13-2
3/12/04	Fayetteville, Ark.	W	4-3
3/14/04	Fayetteville, Ark.	L	1-9
3/3/05	Fayetteville, Ark.	W	7-4
3/5/05	Fayetteville, Ark.	W	15-4
3/6/05	Fayetteville, Ark.	W	9-2

## ILLINOIS STATE

Overall Series Record: 5-1

Record in Fayetteville, Ark.: 5-1

DATE	SITE	W/L	SCORE
3/6/92	Fayetteville, Ark.	W	14-3
3/7/92	Fayetteville, Ark.	W	6-5 (10)
3/8/92	Fayetteville, Ark.	W	15-4
2/23/07	Fayetteville, Ark.	W	12-1
2/24/07	Fayetteville, Ark.	L	10-12
2/25/07	Fayetteville, Ark.	W	9-8 (10)

## INDIANA

Overall Series Record: 1-1

Record in Fayetteville, Ark.: 1-0

Record at Neutral Sites: 0-1

DATE	SITE	W/L	SCORE
3/28/67	San Antonio, Texas	L	3-13
3/21/82	Fayetteville, Ark.	W	5-3

## INDIANA STATE

Overall Series Record: 11-4

Record in Fayetteville, Ark.: 9-3

Record in Terre Haute, Ind.: 2-1

DATE	SITE	W/L	SCORE
3/10/84	Fayetteville, Ark.	W	3-2
3/10/84	Fayetteville, Ark.	W	7-3
3/11/84	Fayetteville, Ark.	W	6-3
3/8/85	Fayetteville, Ark.	W	9-7
3/9/85	Fayetteville, Ark.	W	7-2
3/9/85	Fayetteville, Ark.	W	3-1
3/9/86	Fayetteville, Ark.	L	1-5
3/9/86	Fayetteville, Ark.	W	2-1
3/10/86	Fayetteville, Ark.	W	12-3
3/12/88	Fayetteville, Ark.	L	9-11
3/12/88	Fayetteville, Ark.	L	9-13
4/1/90	Fayetteville, Ark.	W	4-2
4/26/91	Terre Haute, Ind.	L	3-7
4/27/91	Terre Haute, Ind.	W	6-5
4/27/91	Terre Haute, Ind.	W	8-3

## IOWA

Overall Series Record: 2-0

Record in Fayetteville, Ark.: 1-0

Record at Neutral Sites: 1-0

DATE	SITE	W/L	SCORE
3/27/79	Fayetteville, Ark.	W	7-4
2/14/97	Arlington, Texas	W	26-6

## IOWA STATE

Overall Series Record: 11-0

Record in Fayetteville, Ark.: 11-0

DATE	SITE	W/L	SCORE
3/14/77	Fayetteville, Ark.	W	4-1
3/14/77	Fayetteville, Ark.	W	2-0
3/16/86	Fayetteville, Ark.	W	4-0

3/10/89	Fayetteville, Ark.	W	1-0
3/11/89	Fayetteville, Ark.	W	9-4
3/1/96	Fayetteville, Ark.	W	14-0
3/2/96	Fayetteville, Ark.	W	21-5
3/3/96	Fayetteville, Ark.	W	12-2
3/10/97	Fayetteville, Ark.	W	21-11
2/20/99	Fayetteville, Ark.	W	10-4
2/21/99	Fayetteville, Ark.	W	18-7

## KANSAS

Overall Series Record: 36-12

Record in Fayetteville, Ark.: 33-9

Record in Lawrence, Kan.: 3-3

DATE	SITE	W/L	SCORE
3/28/60	Fayetteville, Ark.	W	11-6
3/29/60	Fayetteville, Ark.	W	18-0
4/1/63	Lawrence, Kan.	W	15-7
4/2/63	Lawrence, Kan.	L	1-9
5/3/85	Fayetteville, Ark.	W	10-4
5/4/85	Fayetteville, Ark.	W	6-5
5/4/85	Fayetteville, Ark.	W	6-2
2/27/88	Fayetteville, Ark.	W	12-3
2/27/88	Fayetteville, Ark.	W	19-4
2/28/88	Fayetteville, Ark.	W	5-3
2/25/89	Fayetteville, Ark.	W	3-2
2/25/89	Fayetteville, Ark.	W	7-0
2/26/89	Fayetteville, Ark.	W	18-4
2/24/90	Fayetteville, Ark.	L	4-10
2/25/90	Fayetteville, Ark.	W	3-2
2/22/91	Fayetteville, Ark.	W	8-1
2/23/91	Fayetteville, Ark.	W	6-5
2/24/91	Fayetteville, Ark.	W	17-3
2/21/92	Fayetteville, Ark.	W	13-5
2/22/92	Fayetteville, Ark.	L	4-7
2/23/92	Fayetteville, Ark.	L	1-4
3/17/92	Lawrence, Kan.	L	5-6
2/27/93	Fayetteville, Ark.	L	1-3
2/27/93	Fayetteville, Ark.	W	6-4
2/28/93	Fayetteville, Ark.	W	9-2
2/18/94	Fayetteville, Ark.	L	3-5
2/19/94	Fayetteville, Ark.	L	2-4
2/20/94	Fayetteville, Ark.	W	5-3
2/17/95	Fayetteville, Ark.	W	12-10
2/18/95	Fayetteville, Ark.	W	8-2
2/19/95	Fayetteville, Ark.	W	8-6
3/18/96	Lawrence, Kan.	L	3-8
3/18/97	Fayetteville, Ark.	W	8-5
3/19/97	Fayetteville, Ark.	L	2-8
3/18/98	Lawrence, Kan.	W	12-7
3/23/99	Fayetteville, Ark.	W	7-6
3/24/99	Fayetteville, Ark.	L	6-9
3/22/00	Lawrence, Kan.	W	10-3
3/27/01	Fayetteville, Ark.	W	6-5
3/11/03	Fayetteville, Ark.	W	2-1
3/9/07	Fayetteville, Ark.	W	8-7
3/10/07	Fayetteville, Ark.	W	4-0
3/11/07	Fayetteville, Ark.	W	5-2
2/27/08	Fayetteville, Ark.	W	2-1
2/24/09	Fayetteville, Ark.	L	3-9
2/25/09	Fayetteville, Ark.	W	9-8 (10)
3/2/10	Fayetteville, Ark.	W	15-3
3/15/11	Fayetteville, Ark.	W	4-2

## KANSAS STATE

Overall Series Record: 29-20

Record in Fayetteville, Ark.: 28-14

Record in Manhattan, Kan.: 0-5

Record at Neutral Sites: 1-1

DATE	SITE	W/L	SCORE
4/4/66	Fayetteville, Ark.	L	3-12
4/4/66	Fayetteville, Ark.	L	2-6
5/8/67	Manhattan, Kan.	L	2-13
5/8/67	Manhattan, Kan.	L	2-3
4/26/69	Fayetteville, Ark.	W	10-6
4/26/69	Fayetteville, Ark.	L	4-6
3/14/73	Fayetteville, Ark.	W	9-7
3/14/73	Fayetteville, Ark.	W	8-2
3/12/74	Fayetteville, Ark.	L	1-2
3/12/74	Fayetteville, Ark.	L	1-2
3/1/75	Fayetteville, Ark.	L	0-3
3/1/75	Fayetteville, Ark.	W	6-1
3/2/75	Fayetteville, Ark.	L	4-5

# GAME-BY-GAME SERIES RESULTS

3/2/75	Fayetteville, Ark.	W	11-1
3/14/80	Fayetteville, Ark.	W	8-4
3/14/80	Fayetteville, Ark.	W	8-3
3/13/83	Fayetteville, Ark.	W	12-1
2/22/85	Fayetteville, Ark.	W	5-1
2/20/86	Fayetteville, Ark.	L	7-8
3/6/87	Fayetteville, Ark.	L	3-4
3/7/87	Fayetteville, Ark.	W	12-7
3/4/88	Fayetteville, Ark.	W	8-7
3/5/88	Fayetteville, Ark.	W	9-5
4/30/89	Fayetteville, Ark.	W	9-4
5/1/89	Fayetteville, Ark.	L	2-7
2/17/90	Fayetteville, Ark.	W	2-1
2/17/90	Fayetteville, Ark.	W	5-1
2/18/90	Fayetteville, Ark.	L	4-5
2/16/91	Fayetteville, Ark.	L	0-6
2/16/91	Fayetteville, Ark.	W	3-2
2/17/91	Fayetteville, Ark.	W	3-2 (10)
2/15/92	Fayetteville, Ark.	L	13-18
2/15/92	Fayetteville, Ark.	W	13-0
2/16/92	Fayetteville, Ark.	W	19-9
3/16/92	Manhattan, Kan.	L	7-11
2/21/93	Fayetteville, Ark.	W	10-1
2/25/94	Fayetteville, Ark.	W	22-4
2/26/94	Fayetteville, Ark.	L	10-11
2/27/94	Fayetteville, Ark.	W	4-1
2/23/96	Fayetteville, Ark.	W	7-6 (10)
2/24/96	Fayetteville, Ark.	W	9-5
2/25/96	Fayetteville, Ark.	W	11-3
2/15/97	Arlington, Texas	L	6-7
3/20/01	Shreveport, La.	W	2-0
3/7/03	Manhattan, Kan.	L	8-9
3/9/03	Fayetteville, Ark.	W	12-4
3/10/03	Fayetteville, Ark.	W	4-3
3/10/03	Fayetteville, Ark.	W	18-5
6/2/13	Manhattan, Kan. +	L	3-4

## KENT STATE

Overall Series Record: 1-0

Record at Neutral Sites: 1-0

DATE	SITE	W/L	SCORE
6/16/12	Omaha, Neb. +	W	8-1

## KENTUCKY

Overall Series Record: 35-23

Record in Fayetteville, Ark.: 18-9

Record in Lexington, Ky.: 15-12

Record at Neutral Sites: 2-2

DATE	SITE	W/L	SCORE
2/28/89	Lakeland, Fla.	W	8-4
3/1/89	Lakeland, Fla.	L	2-6
4/4/92	Lexington, Ky.	L	6-14
4/4/92	Lexington, Ky.	W	10-9
4/5/92	Lexington, Ky.	L	7-10
4/9/93	Fayetteville, Ark.	W	1-0
4/10/93	Fayetteville, Ark.	L	3-9
4/10/93	Fayetteville, Ark.	W	8-4
3/23/96	Lexington, Ky.	W	16-9
3/23/96	Lexington, Ky.	L	5-6
3/24/96	Lexington, Ky.	W	7-5
5/15/96	Birmingham, Ala.!	L	5-7
3/21/97	Fayetteville, Ark.	L	5-11
3/22/97	Fayetteville, Ark.	W	9-8 (10)
3/23/97	Fayetteville, Ark.	W	11-4
4/24/98	Lexington, Ky.	W	17-1
4/25/98	Lexington, Ky.	L	5-15
4/26/98	Lexington, Ky.	L	3-4
4/9/99	Fayetteville, Ark.	W	15-2
4/10/99	Fayetteville, Ark.	W	10-1
4/11/99	Fayetteville, Ark.	W	9-5
5/19/99	Hoover, Ala.!	W	6-4
4/28/00	Fayetteville, Ark.	L	6-7
4/29/00	Fayetteville, Ark.	W	12-10
4/30/00	Fayetteville, Ark.	W	8-5
4/27/01	Lexington, Ky.	L	4-5
4/28/01	Lexington, Ky.	W	16-11
4/29/01	Lexington, Ky.	W	9-5
5/3/02	Fayetteville, Ark.	W	5-1
5/4/02	Fayetteville, Ark.	L	2-5
5/5/02	Fayetteville, Ark.	L	0-1
3/28/03	Lexington, Ky.	W	9-2
3/29/03	Lexington, Ky.	W	2-1

3/30/03	Lexington, Ky.	W	10-9
4/23/04	Fayetteville, Ark.	W	9-4
4/24/04	Fayetteville, Ark.	W	5-4
4/25/04	Fayetteville, Ark.	W	11-10
4/30/05	Lexington, Ky.	W	8-5
4/30/05	Lexington, Ky.	L	8-11
5/1/05	Lexington, Ky.	L	1-7
4/14/06	Fayetteville, Ark.	W	10-9
4/15/06	Fayetteville, Ark.	W	10-6
4/16/06	Fayetteville, Ark.	L	5-7
3/16/07	Lexington, Ky.	W	10-2
3/17/07	Lexington, Ky.	L	5-7
3/18/07	Lexington, Ky.	W	14-5
4/2/10	Fayetteville, Ark.	L	8-12
4/3/10	Fayetteville, Ark.	W	10-1
4/4/10	Fayetteville, Ark.	W	17-16
4/23/11	Lexington, Ky.	L	2-3
4/23/11	Lexington, Ky.	L	1-3
4/24/11	Lexington, Ky.	W	5-1 (6)
4/13/12	Fayetteville, Ark.	W	8-7
4/14/12	Fayetteville, Ark.	L	4-5
4/14/12	Fayetteville, Ark.	L	1-2
5/3/13	Lexington, Ky.	W	2-1
5/4/13	Lexington, Ky.	W	5-3
5/4/13	Lexington, Ky.	L	3-4

## LAMAR

Overall Series Record: 5-3

Record in Fayetteville, Ark.: 5-1

Record at Neutral Sites: 0-2

DATE	SITE	W/L	SCORE
3/25/74	Fayetteville, Ark.	W	5-4
3/27/91	Fayetteville, Ark.	W	14-2
3/28/91	Fayetteville, Ark.	W	6-5
5/12/93	Fayetteville, Ark.	W	5-1
5/13/93	Fayetteville, Ark.	W	12-10
5/13/93	Fayetteville, Ark.	L	7-14
5/30/03	Austin, Texas +	L	2-3
5/31/03	Austin, Texas +	L	6-7 (11)

## LE MOYNE

Overall Series Record: 2-1

Record in Fayetteville, Ark.: 1-0

Record at Neutral Sites: 1-1

DATE	SITE	W/L	SCORE
5/25/89	Waterbury, Conn. +	L	5-7
5/29/89	Waterbury, Conn. +	W	6-5
6/4/04	Fayetteville, Ark. +	W	4-1

## LINCOLN

Overall Series Record: 2-0

Record in Fayetteville, Ark.: 2-0

DATE	SITE	W/L	SCORE
3/8/72	Fayetteville, Ark.	W	8-2
3/8/72	Fayetteville, Ark.	W	10-0

## LONG BEACH STATE

Overall Series Record: 6-7

Record in Fayetteville, Ark.: 4-3

Record in Long Beach, Calif.: 2-4

DATE	SITE	W/L	SCORE
4/7/98	Fayetteville, Ark.	W	5-3
4/8/98	Fayetteville, Ark.	W	12-9
3/5/99	Long Beach, Calif.	L	4-5 (12)
3/6/99	Long Beach, Calif.	W	11-4
3/7/99	Long Beach, Calif.	L	0-8
2/25/00	Fayetteville, Ark.	L	8-9
2/26/00	Fayetteville, Ark.	L	3-16
2/27/00	Fayetteville, Ark.	L	6-8
2/17/01	Fayetteville, Ark.	W	12-4
2/18/01	Fayetteville, Ark.	W	6-3
2/22/02	Long Beach, Calif.	L	1-7
2/23/02	Long Beach, Calif.	L	0-4
2/24/02	Long Beach, Calif.	W	5-3

## LOUISIANA COLLEGE

Overall Series Record: 0-1

Record in Pineville, La.: 0-1

DATE	SITE	W/L	SCORE
1960	Pineville, La.	L	5-12

## LOUISIANA-LAFAYETTE

Overall Series Record: 1-4

Record in Fayetteville, Ark.: 1-0

Record in Lafayette, La.: 0-2

Record at Neutral Sites: 0-2

DATE	SITE	W/L	SCORE
5/15/85	Fayetteville, Ark.	W	11-2
2/26/86	Lafayette, La.	L	3-5
3/19/89	Shreveport, La.	L	4-8
3/16/91	Shreveport, La.	L	2-11
2/12/99	Lafayette, La.	L	2-6

## LOUISIANA TECH

Overall Series Record: 22-3

Record in Fayetteville, Ark.: 11-0

Record in Ruston, La.: 6-2

Record at Neutral Sites: 5-1

DATE	SITE	W/L	SCORE
2/27/86	Ruston, La.	W	12-2
3/18/88	Shreveport, La.	W	4-2
3/21/90	Fayetteville, Ark.	W	6-3
3/21/90	Fayetteville, Ark.	W	4-1
4/9/97	Fayetteville, Ark.	W	8-0
4/9/97	Fayetteville, Ark.	W	3-2
3/31/98	Fayetteville, Ark.	W	19-8
3/16/99	Ruston, La.	W	10-3
3/20/01	Shreveport, La.	L	1-12
3/19/03	Shreveport, La.	W	19-7
2/13/04	Fayetteville, Ark.	W	2-0
2/14/04	Fayetteville, Ark.	W	22-2
2/15/04	Fayetteville, Ark.	W	13-2
2/18/05	Ruston, La.	W	5-2
2/19/05	Ruston, La.	L	8-10
2/20/05	Ruston, La.	W	9-4
2/24/06	Fayetteville, Ark.	W	10-9
2/24/06	Fayetteville, Ark.	W	13-2
2/25/06	Fayetteville, Ark.	W	10-2
2/2/07	Ruston, La.	W	4-2
2/3/07	Ruston, La.	L	2-9
2/4/07	Ruston, La.	W	6-2
2/29/08	College Station, Texas	W	9-8
5/11/10	North Little Rock, Ark.	W	5-4 (10)
5/15/12	North Little Rock, Ark.	W	6-5 (10)

## LOYOLA (LA.)

Overall Series Record: 0-2

Record in New Orleans, La.: 0-2

DATE	SITE	W/L	SCORE
1960	New Orleans, La.	L	6-11
1960	New Orleans, La.	L	5-9

## LOYOLA MARYMOUNT

Overall Series Record: 0-1

Record at Neutral Sites: 0-1

DATE	SITE	W/L	SCORE
5/27/88	Stillwater, Okla. +	L	3-8

## LSU

Overall Series Record: 28-57

Record in Fayetteville, Ark.: 14-20

Record in Baton Rouge, La.: 10-29

Record at Neutral Sites: 4-8

DATE	SITE	W/L	SCORE
1960	Fayetteville, Ark.	L	1-5
1960	Baton Rouge, La.	W	11-5
4/15/63	Baton Rouge, La.	L	5-10
4/16/63	Baton Rouge, La.	L	2-10
2/22/86	Baton Rouge, La.	L	7-8
2/23/86	Baton Rouge, La.	W	7-6
6/3/87	Omaha, Neb. +	L	2-5
4/18/92	Baton Rouge, La.	L	2-12
4/18/92	Baton Rouge, La.	L	4-12

# GAME-BY-GAME SERIES RESULTS

4/19/92	Baton Rouge, La.	L	4-8
5/14/93	New Orleans, La.!	L	1-8
4/24/93	Fayetteville, Ark.	L	0-3
4/24/93	Fayetteville, Ark.	L	2-4
4/25/93	Fayetteville, Ark.	L	2-8
5/22/93	Baton Rouge, La.!	L	7-13
4/23/94	Baton Rouge, La.	L	3-11
4/23/94	Baton Rouge, La.	L	4-16
4/24/94	Baton Rouge, La.	W	6-5
5/20/94	Oxford, Miss.!	L	4-6
4/21/95	Fayetteville, Ark.	L	3-10
4/23/95	Fayetteville, Ark.	L	7-13
4/23/95	Fayetteville, Ark.	W	5-3
5/21/95	Starkville, Miss.!	L	6-7
4/19/96	Baton Rouge, La.	W	3-2
4/20/96	Baton Rouge, La.	L	4-11
4/21/96	Baton Rouge, La.	L	4-9
5/2/97	Fayetteville, Ark.	L	8-13
5/3/97	Fayetteville, Ark.	L	5-11
5/4/97	Fayetteville, Ark.	W	16-1
2/28/98	New Orleans, La.	W	6-5 (10)
3/20/98	Baton Rouge, La.	L	5-9
3/21/98	Baton Rouge, La.	L	3-6
3/22/98	Baton Rouge, La.	L	6-27
5/13/98	Hoover, Ala.!	W	8-4
3/19/99	Fayetteville, Ark.	W	11-4
3/20/99	Fayetteville, Ark.	L	4-10
3/21/99	Fayetteville, Ark.	W	7-6
5/21/99	Hoover, Ala.!	W	9-8
4/7/00	Baton Rouge, La.	L	3-12
4/8/00	Baton Rouge, La.	L	5-12
4/9/00	Baton Rouge, La.	L	11-17
5/4/01	Fayetteville, Ark.	W	8-1
5/5/01	Fayetteville, Ark.	W	5-4
5/6/01	Fayetteville, Ark.	W	4-3
4/26/02	Baton Rouge, La.	L	0-3
4/27/02	Baton Rouge, La.	L	0-8
4/28/02	Baton Rouge, La.	L	5-13
5/16/03	Fayetteville, Ark.	L	3-11
5/17/03	Fayetteville, Ark.	W	6-5 (10)
5/18/03	Fayetteville, Ark.	L	2-6
5/22/03	Hoover, Ala.!	L	4-5
4/9/04	Baton Rouge, La.	W	11-8
4/10/04	Baton Rouge, La.	W	11-10
4/11/04	Baton Rouge, La.	W	7-5
4/22/05	Fayetteville, Ark.	L	7-10
4/23/05	Fayetteville, Ark.	L	0-7
4/24/05	Fayetteville, Ark.	L	0-6
4/28/06	Baton Rouge, La.	L	6-7
4/29/06	Baton Rouge, La.	W	4-2
4/30/06	Baton Rouge, La.	L	5-7
5/4/07	Fayetteville, Ark.	L	5-6
5/5/07	Fayetteville, Ark.	W	5-0
5/6/07	Fayetteville, Ark.	L	3-5
3/21/08	Baton Rouge, La.	L	7-8 (11)
3/22/08	Baton Rouge, La.	W	14-13 (10)
3/23/08	Baton Rouge, La.	L	2-4
5/2/09	Fayetteville, Ark.	W	11-4
5/2/09	Fayetteville, Ark.	L	0-5
5/3/09	Fayetteville, Ark.	L	3-4
6/15/09	Omaha, Neb. +	L	1-9
6/19/09	Omaha, Neb. +	L	5-14
3/19/10	Baton Rouge, La.	W	6-3
3/20/10	Baton Rouge, La.	L	7-8
3/21/10	Baton Rouge, La.	L	1-5
4/8/11	Fayetteville, Ark.	W	2-0
4/9/11	Fayetteville, Ark.	W	4-3
4/10/11	Fayetteville, Ark.	W	5-4
3/30/12	Baton Rouge, La.	L	6-10
3/31/12	Baton Rouge, La.	L	1-2
4/1/12	Baton Rouge, La.	L	2-3 (11)
4/12/13	Fayetteville, Ark.	L	2-6
4/13/13	Fayetteville, Ark.	W	8-3
4/14/13	Fayetteville, Ark.	L	3-5 (10)
5/23/13	Hoover, Ala.!	W	4-1
5/25/13	Hoover, Ala.!	L	1-3

## LUBBOCK CHRISTIAN

Overall Series Record: 4-0  
Record in Fayetteville, Ark.: 4-0

DATE	SITE	W/L	SCORE
3/1/85	Fayetteville, Ark.	W	15-4
3/2/85	Fayetteville, Ark.	W	15-1

3/2/85	Fayetteville, Ark.	W	4-1
3/9/87	Fayetteville, Ark.	W	13-3

## LUTHER

Overall Series Record: 4-0  
Record in Fayetteville, Ark.: 4-0

DATE	SITE	W/L	SCORE
3/22/76	Fayetteville, Ark.	W	6-5
3/22/76	Fayetteville, Ark.	W	13-3
3/20/78	Fayetteville, Ark.	W	5-1
3/20/78	Fayetteville, Ark.	W	10-0

## MAINE

Overall Series Record: 1-0  
Record at Neutral Sites: 1-0

DATE	SITE	W/L	SCORE
3/15/90	Fresno, Calif.	W	14-0

## MANKATO STATE

Overall Series Record: 3-1  
Record in Fayetteville, Ark.: 3-1

DATE	SITE	W/L	SCORE
3/18/74	Fayetteville, Ark.	W	4-2
3/18/74	Fayetteville, Ark.	L	3-9
3/23/76	Fayetteville, Ark.	W	2-0
3/23/76	Fayetteville, Ark.	W	2-0

## MCNEESE STATE

Overall Series Record: 6-3  
Record in Fayetteville, Ark.: 4-3  
Record in Lake Charles, La.: 2-0

DATE	SITE	W/L	SCORE
3/8/02	Fayetteville, Ark.	W	5-2
3/9/02	Fayetteville, Ark.	L	9-14
3/10/02	Fayetteville, Ark.	L	1-4
2/24/04	Fayetteville, Ark.	W	7-1
2/25/04	Fayetteville, Ark.	W	7-2
3/23/10	Lake Charles, La.	W	3-2
3/24/10	Lake Charles, La.	W	7-6
3/1/11	Fayetteville, Ark.	L	6-8
3/2/11	Fayetteville, Ark.	W	8-3

## MEMPHIS

Overall Series Record: 20-12-1  
Record in Fayetteville, Ark.: 9-3  
Record in Memphis, Tenn.: 9-7-1  
Record at Neutral Sites: 2-2

DATE	SITE	W/L	SCORE
3/27/64	Little Rock, Ark.	L	3-5
3/28/64	Little Rock, Ark.	L	6-13
3/30/64	Memphis, Tenn.	L	0-6
3/31/64	Memphis, Tenn.	W	4-0
4/23/65	Fayetteville, Ark.	L	4-6
4/23/65	Fayetteville, Ark.	W	4-2
4/9/66	Memphis, Tenn.	L	8-9
4/9/66	Memphis, Tenn.	L	1-6
4/15/67	Memphis, Tenn.	L	1-8
4/15/67	Memphis, Tenn.	W	4-0
4/15/68	Fayetteville, Ark.	L	4-7
4/15/68	Fayetteville, Ark.	W	13-7
4/12/69	Memphis, Tenn.	L	0-6
4/12/69	Memphis, Tenn.	W	10-3
5/2/70	Memphis, Tenn.	W	7-6
5/2/70	Memphis, Tenn.	W	7-3
4/24/71	Fayetteville, Ark.	W	6-5
4/24/71	Fayetteville, Ark.	W	4-3
4/14/73	Fayetteville, Ark.	W	1-0
4/14/73	Fayetteville, Ark.	L	0-3
3/1/86	Little Rock, Ark.	W	6-2
2/14/87	Memphis, Tenn.	W	3-1
2/14/87	Memphis, Tenn.	T	2-2
2/21/87	Fayetteville, Ark.	W	21-5
2/22/87	Fayetteville, Ark.	W	14-7
3/15/93	Memphis, Tenn.	L	3-6
3/17/93	Memphis, Tenn.	L	7-8
3/16/94	Fayetteville, Ark.	W	7-1
3/17/94	Fayetteville, Ark.	W	6-3
5/15/95	Memphis, Tenn.	W	1-0
2/23/03	Memphis, Tenn.	W	10-9

3/22/11	North Little Rock, Ark.	W	7-2
3/23/11	Memphis, Tenn.	W	7-3

## MIAMI (FLA.)

Overall Series Record: 0-4  
Record in Coral Gables, Fla.: 0-3  
Record at Neutral Sites: 0-1

DATE	SITE	W/L	SCORE
2/9/85	Coral Gables, Fla.	L	2-5
2/9/85	Coral Gables, Fla.	L	1-2
2/10/85	Coral Gables, Fla.	L	0-4
3/4/01	Minneapolis, Minn.	L	2-8

## MIAMI (OHIO)

Overall Series Record: 3-0  
Record in Fayetteville, Ark.: 2-0  
Record at Neutral Sites: 1-0

DATE	SITE	W/L	SCORE
3/4/00	Fayetteville, Ark.	W	15-5
3/5/00	Fayetteville, Ark.	W	5-1
6/3/05	Austin, Texas +	W	9-5

## MIDDLE TENNESSEE

Overall Series Record: 1-0  
Record at Neutral Sites: 1-0

DATE	SITE	W/L	SCORE
5/22/87	Huntsville, Ala. +	W	10-7

## MINNESOTA

Overall Series Record: 7-3  
Record in Fayetteville, Ark.: 4-0  
Record in Minneapolis, Minn.: 2-2  
Record at Neutral Sites: 1-1

DATE	SITE	W/L	SCORE
3/28/70	San Antonio, Texas	L	1-10
3/28/70	San Antonio, Texas	W	8-7
4/3/83	Fayetteville, Ark.	W	8-5
3/5/93	Minneapolis, Minn.	W	11-4
3/2/01	Minneapolis, Minn.	L	0-6
2/25/05	Fayetteville, Ark.	W	5-4
2/26/05	Fayetteville, Ark.	W	12-3
2/27/05	Fayetteville, Ark.	W	4-3
3/4/07	Minneapolis, Minn.	W	5-1
3/4/07	Minneapolis, Minn.	L	5-10

## MISSISSIPPI COLLEGE

Overall Series Record: 2-2  
Record in Clinton, Miss.: 2-2

DATE	SITE	W/L	SCORE
4/17/63	Clinton, Miss.	W	7-3
4/18/63	Clinton, Miss.	L	0-3
3/22/69	Clinton, Miss.	W	13-3
3/24/69	Clinton, Miss.	L	0-1

## MISSISSIPPI STATE

Overall Series Record: 39-46  
Record in Fayetteville, Ark.: 17-17  
Record in Starkville, Miss.: 15-21  
Record at Neutral Sites: 7-8

DATE	SITE	W/L	SCORE
1960	Fayetteville, Ark.	L	2-3
4/11/66	Starkville, Miss.	L	3-9
4/12/66	Starkville, Miss.	L	0-18
4/12/68	Starkville, Miss.	L	11-19
5/4/70	Starkville, Miss.	L	0-6
5/4/70	Starkville, Miss.	L	0-1
4/23/80	Greenville, Miss.	L	6-7 (11)
4/29/81	Greenville, Miss.	L	6-11
4/28/82	Greenville, Miss.	L	7-8
4/26/83	Greenville, Miss.	L	2-9
4/27/83	Helena, Ark.	W	5-3
4/24/84	Greenville, Miss.	L	8-9
4/25/84	Little Rock, Ark.	W	10-9 (10)
4/30/85	Greenville, Miss.	L	2-16
5/1/85	Little Rock, Ark.	W	13-1
6/3/85	Omaha, Neb. +	L	4-5
4/25/92	Starkville, Miss.	L	0-2
4/25/92	Starkville, Miss.	L	2-3

# GAME-BY-GAME SERIES RESULTS

4/26/92	Starkville, Miss.	L	6-7
5/1/93	Fayetteville, Ark.	L	3-5
5/1/93	Fayetteville, Ark.	L	4-6
5/2/93	Fayetteville, Ark.	W	8-3
5/20/93	Baton Rouge, La.!	W	5-2
4/29/94	Starkville, Miss.	L	9-10
4/30/94	Starkville, Miss.	W	12-11
5/1/94	Starkville, Miss.	W	14-4
4/28/95	Fayetteville, Ark.	W	16-1
4/29/95	Fayetteville, Ark.	W	10-9
4/30/95	Fayetteville, Ark.	W	12-7
4/26/96	Starkville, Miss.	L	6-8
4/27/96	Starkville, Miss.	W	6-2
4/28/96	Starkville, Miss.	L	6-10
5/9/97	Fayetteville, Ark.	W	8-5
5/10/97	Fayetteville, Ark.	L	5-13
5/11/97	Fayetteville, Ark.	L	10-17
5/8/98	Starkville, Miss.	W	14-10 (10)
5/9/98	Starkville, Miss.	L	3-17
5/10/98	Starkville, Miss.	W	8-3
5/14/98	Hoover, Ala.!	W	10-3
5/16/98	Hoover, Ala.!	W	7-3
4/30/99	Fayetteville, Ark.	W	6-4
5/1/99	Fayetteville, Ark.	W	7-4
5/2/99	Fayetteville, Ark.	W	7-5
3/31/00	Starkville, Miss.	L	2-3
3/30/01	Fayetteville, Ark.	W	6-5
3/31/01	Fayetteville, Ark.	L	3-9
4/1/01	Fayetteville, Ark.	L	2-10
4/12/02	Starkville, Miss.	L	4-17
4/13/02	Starkville, Miss.	W	7-3
4/14/02	Starkville, Miss.	L	4-6
3/21/03	Fayetteville, Ark.	L	3-4 (10)
3/22/03	Fayetteville, Ark.	L	3-8
3/23/03	Fayetteville, Ark.	L	1-5
5/15/04	Starkville, Miss.	L	2-3
5/16/04	Starkville, Miss.	L	4-5
5/16/04	Starkville, Miss.	W	4-2
3/25/05	Fayetteville, Ark.	L	3-5
3/26/05	Fayetteville, Ark.	L	4-13
3/27/05	Fayetteville, Ark.	W	10-5
4/22/06	Starkville, Miss.	W	6-2
4/22/06	Starkville, Miss.	L	8-9
4/23/06	Starkville, Miss.	W	6-4
4/6/07	Fayetteville, Ark.	L	9-11
4/7/07	Fayetteville, Ark.	L	1-2
4/8/07	Fayetteville, Ark.	W	9-3
5/15/08	Starkville, Miss.	L	5-6
5/16/08	Starkville, Miss.	L	5-6
5/17/08	Starkville, Miss.	W	15-10
3/27/09	Fayetteville, Ark.	W	20-9
3/29/09	Fayetteville, Ark.	W	5-1
3/29/09	Fayetteville, Ark.	L	4-12
4/9/10	Starkville, Miss.	W	8-3
4/10/10	Starkville, Miss.	W	8-5
4/11/10	Starkville, Miss.	W	13-3
4/15/11	Fayetteville, Ark.	W	6-5
4/16/11	Fayetteville, Ark.	W	6-1
4/17/11	Fayetteville, Ark.	L	3-5
5/26/11	Hoover, Ala.!	W	7-2
3/23/12	Starkville, Miss.	L	2-11
3/24/12	Starkville, Miss.	W	8-0
3/25/12	Starkville, Miss.	W	8-5 (11)
5/22/12	Hoover, Ala.!	L	1-9
3/29/13	Fayetteville, Ark.	W	5-4
3/30/13	Fayetteville, Ark.	L	1-4
3/31/13	Fayetteville, Ark.	W	3-1

## MISSISSIPPI VALLEY STATE

Overall Series Record: 3-0  
Record in Fayetteville, Ark.: 2-0  
Record at Neutral Sites: 1-0

DATE	SITE	W/L	SCORE
5/12/08	Fayetteville, Ark.	W	12-3
3/26/13	Fayetteville, Ark.	W	6-0
3/27/13	North Little Rock, Ark.	W	2-1

## MISSOURI

Overall Series Record: 12-11  
Record in Fayetteville, Ark.: 7-2  
Record in Columbia, Mo.: 4-5  
Record at Neutral Sites: 1-4

DATE	SITE	W/L	SCORE
1960	Fayetteville, Ark.	L	8-21
1960	Fayetteville, Ark.	W	9-8
4/3/62	Columbia, Mo.	L	7-15
4/4/62	Columbia, Mo.	L	4-10
3/30/63	Fayetteville, Ark.	L	6-10
3/30/63	Fayetteville, Ark.	W	6-5
3/27/68	San Antonio, Texas	L	4-8
3/22/72	Columbia, Mo.	W	9-6
3/22/72	Columbia, Mo.	L	1-3
5/23/80	Tulsa, Okla. +	L	0-6
3/2/81	Lakeland, Fla.	W	7-5
3/3/81	Lakeland, Fla.	L	6-8
2/27/84	Lakeland, Fla.	L	0-4
5/10/87	Columbia, Mo.	L	11-12 (10)
4/27/88	Fayetteville, Ark.	W	8-6
4/1/89	Columbia, Mo.	W	7-4
4/16/91	Columbia, Mo.	L	3-11
4/1/97	Fayetteville, Ark.	W	4-3
4/15/97	Columbia, Mo.	W	8-6
3/19/02	Columbia, Mo.	W	11-10
6/5/04	Fayetteville, Ark. +	W	10-7
5/1/12	Fayetteville, Ark.	W	6-3
5/2/12	Fayetteville, Ark.	W	2-0

## MISSOURI SOUTHERN

Overall Series Record: 44-1-1  
Record in Fayetteville, Ark.: 43-0-1  
Record in Joplin, Mo.: 1-1

DATE	SITE	W/L	SCORE
3/12/76	Fayetteville, Ark.	W	7-0
3/12/76	Fayetteville, Ark.	T	0-0 (12)
3/9/77	Fayetteville, Ark.	W	6-0
3/9/77	Fayetteville, Ark.	W	7-6
2/17/78	Fayetteville, Ark.	W	5-3
2/17/78	Fayetteville, Ark.	W	6-0
2/27/79	Fayetteville, Ark.	W	5-0
2/27/79	Fayetteville, Ark.	W	3-2
1979	Joplin, Mo.	L	8-9
1979	Joplin, Mo.	W	6-5
2/22/80	Fayetteville, Ark.	W	15-0
2/22/80	Fayetteville, Ark.	W	7-0
2/24/81	Fayetteville, Ark.	W	8-2
2/24/81	Fayetteville, Ark.	W	7-4
2/20/82	Fayetteville, Ark.	W	7-2
2/20/82	Fayetteville, Ark.	W	14-2
2/25/83	Fayetteville, Ark.	W	11-3
2/25/83	Fayetteville, Ark.	W	8-6
4/9/84	Fayetteville, Ark.	W	12-1
2/25/85	Fayetteville, Ark.	W	12-1
2/25/85	Fayetteville, Ark.	W	8-3
4/30/86	Fayetteville, Ark.	W	4-1
2/23/87	Fayetteville, Ark.	W	4-3
2/23/87	Fayetteville, Ark.	W	13-10
4/29/87	Fayetteville, Ark.	W	20-5
2/13/88	Fayetteville, Ark.	W	12-4
2/14/88	Fayetteville, Ark.	W	17-5
2/24/89	Fayetteville, Ark.	W	6-2
2/16/90	Fayetteville, Ark.	W	12-6
2/15/91	Fayetteville, Ark.	W	7-5
2/14/92	Fayetteville, Ark.	W	12-1
2/13/93	Fayetteville, Ark.	W	17-1
2/14/93	Fayetteville, Ark.	W	10-5
3/2/94	Fayetteville, Ark.	W	10-3
2/10/95	Fayetteville, Ark.	W	5-4
2/7/96	Fayetteville, Ark.	W	15-2
4/16/96	Fayetteville, Ark.	W	4-2
2/11/97	Fayetteville, Ark.	W	24-1
4/2/97	Fayetteville, Ark.	W	12-8
2/11/98	Fayetteville, Ark.	W	24-5
4/21/98	Fayetteville, Ark.	W	11-2
2/6/99	Fayetteville, Ark.	W	7-6
2/5/00	Fayetteville, Ark.	W	18-5
2/4/01	Fayetteville, Ark.	W	25-6
2/11/02	Fayetteville, Ark.	W	13-1
4/29/03	Fayetteville, Ark.	W	7-3

## MISSOURI STATE

Overall Series Record: 48-20  
Record in Fayetteville, Ark.: 32-8  
Record in Springfield, Mo.: 16-11  
Record at Neutral Sites: 0-1

DATE	SITE	W/L	SCORE
3/26/66	Fayetteville, Ark.	W	7-5
4/22/67	Springfield, Mo.	L	5-6
4/22/67	Springfield, Mo.	L	3-4
1968	Springfield, Mo.	W	12-9
5/6/69	Fayetteville, Ark.	W	3-2
5/6/69	Fayetteville, Ark.	L	0-2
4/18/70	Springfield, Mo.	W	6-4
4/13/71	Fayetteville, Ark.	W	6-2
4/13/71	Fayetteville, Ark.	L	2-3
4/18/72	Springfield, Mo.	L	2-7
4/18/72	Springfield, Mo.	W	8-7
1973	Fayetteville, Ark.	W	7-5
1973	Fayetteville, Ark.	W	13-4
4/9/74	Springfield, Mo.	W	9-5
4/9/74	Springfield, Mo.	W	10-8
4/6/76	Fayetteville, Ark.	W	11-3
4/6/76	Fayetteville, Ark.	W	8-5
4/5/77	Fayetteville, Ark.	W	4-3
4/5/77	Fayetteville, Ark.	W	6-3
4/5/78	Springfield, Mo.	L	4-15
4/5/78	Springfield, Mo.	W	3-2
4/3/79	Fayetteville, Ark.	W	5-1
4/3/79	Fayetteville, Ark.	W	4-3
4/27/81	Fayetteville, Ark.	W	6-4
4/27/81	Fayetteville, Ark.	L	3-4
4/20/82	Fayetteville, Ark.	W	9-8
4/20/82	Fayetteville, Ark.	W	6-2
4/19/83	Springfield, Mo.	W	6-3
4/19/83	Springfield, Mo.	L	2-3
4/17/84	Fayetteville, Ark.	W	9-5
4/17/84	Fayetteville, Ark.	W	5-1
4/16/85	Fayetteville, Ark.	W	6-5
4/8/86	Fayetteville, Ark.	W	6-2
5/10/88	Springfield, Mo.	L	5-9
3/2/90	Fayetteville, Ark.	W	12-11
4/18/90	Fayetteville, Ark.	W	7-2
4/24/91	Fayetteville, Ark.	W	1-0
4/30/91	Springfield, Mo.	L	4-6
3/4/92	Fayetteville, Ark.	W	15-8
4/30/92	Springfield, Mo.	W	12-10
3/24/93	Fayetteville, Ark.	W	8-4
4/28/93	Springfield, Mo.	L	10-11
4/19/94	Springfield, Mo.	W	16-7
2/21/96	Springfield, Mo.	W	6-0
2/24/98	Fayetteville, Ark.	L	2-4
3/2/99	Springfield, Mo.	L	3-9
5/29/99	Fayetteville, Ark. +	L	8-9 (10)
5/2/00	Fayetteville, Ark.	W	7-2
4/3/01	Springfield, Mo.	L	9-10
2/16/02	Arlington, Texas	L	2-3
3/5/02	Fayetteville, Ark.	W	10-1
4/3/02	Springfield, Mo.	W	7-4
5/1/02	Fayetteville, Ark.	L	7-10
3/25/03	Fayetteville, Ark.	W	5-4
4/6/04	Fayetteville, Ark.	L	5-6 (16)
4/13/05	Fayetteville, Ark.	W	14-5
4/19/05	Springfield, Mo.	W	9-4
4/4/06	Fayetteville, Ark.	L	5-10
4/11/06	Springfield, Mo.	L	2-4
4/11/07	Fayetteville, Ark.	W	2-0
4/18/07	Springfield, Mo.	W	16-2
4/1/08	Springfield, Mo.	W	7-6 (10)
4/30/08	Fayetteville, Ark.	W	14-6
3/25/09	Fayetteville, Ark.	W	10-0
3/31/09	Springfield, Mo.	W	2-0
4/28/10	Fayetteville, Ark.	W	5-4
4/12/11	Springfield, Mo.	W	2-1
4/30/13	Fayetteville, Ark.	W	6-3

## MISSOURI-ST. LOUIS

Overall Series Record: 2-0  
Record in Fayetteville, Ark.: 2-0

DATE	SITE	W/L	SCORE
3/31/87	Fayetteville, Ark.	W	11-2
3/31/87	Fayetteville, Ark.	W	14-2



# GAME-BY-GAME SERIES RESULTS

## MISSOURI VALLEY

Overall Series Record: 1-0  
Record in Fayetteville, Ark.: 1-0

DATE	SITE	W/L	SCORE
2/27/02	Fayetteville, Ark.	W	7-1

## MISSOURI WESTERN

Overall Series Record: 17-1  
Record in Fayetteville, Ark.: 17-1

DATE	SITE	W/L	SCORE
4/7/72	Fayetteville, Ark.	W	8-5
4/7/72	Fayetteville, Ark.	W	4-3
3/5/74	Fayetteville, Ark.	W	4-0
3/5/74	Fayetteville, Ark.	W	5-2
3/21/78	Fayetteville, Ark.	W	6-3
3/21/78	Fayetteville, Ark.	L	8-9
3/19/79	Fayetteville, Ark.	W	13-0
3/19/79	Fayetteville, Ark.	W	7-6 (11)
3/16/81	Fayetteville, Ark.	W	15-2
3/16/81	Fayetteville, Ark.	W	10-0
3/14/82	Fayetteville, Ark.	W	11-1
3/15/82	Fayetteville, Ark.	W	11-0
3/15/82	Fayetteville, Ark.	W	7-0
3/14/83	Fayetteville, Ark.	W	9-4
3/14/83	Fayetteville, Ark.	W	13-2
3/18/85	Fayetteville, Ark.	W	10-0
3/18/85	Fayetteville, Ark.	W	4-0
3/11/86	Fayetteville, Ark.	W	12-0

## MORNINGSIDE

Overall Series Record: 1-1  
Record in Fayetteville, Ark.: 1-1

DATE	SITE	W/L	SCORE
4/5/68	Fayetteville, Ark.	L	12-13
4/6/68	Fayetteville, Ark.	W	29-4

## MURRAY STATE

Overall Series Record: 2-0  
Record in Fayetteville, Ark.: 2-0

DATE	SITE	W/L	SCORE
5/2/86	Fayetteville, Ark.	W	9-3
5/3/86	Fayetteville, Ark.	W	3-2

## NAVY

Overall Series Record: 2-0  
Record at Neutral Sites: 2-0

DATE	SITE	W/L	SCORE
2/28/97	Millington, Texas	W	6-4
2/21/03	Memphis, Tenn.	W	8-1

## NEBRASKA

Overall Series Record: 8-10  
Record in Fayetteville, Ark.: 7-6  
Record in Lincoln, Neb.: 1-3  
Record at Neutral Sites: 0-1

DATE	SITE	W/L	SCORE
3/24/75	Fayetteville, Ark.	W	15-6
3/24/75	Fayetteville, Ark.	W	10-4
3/25/75	Fayetteville, Ark.	L	4-5
3/25/75	Fayetteville, Ark.	W	4-2
3/13/88	Fayetteville, Ark.	W	7-4
3/13/88	Fayetteville, Ark.	L	5-8
3/12/89	Fayetteville, Ark.	W	4-1
3/6/91	Fayetteville, Ark.	W	4-3
3/6/91	Fayetteville, Ark.	L	3-5
2/20/00	Arlington, Texas	L	2-13
3/14/00	Fayetteville, Ark.	L	4-10
3/15/00	Fayetteville, Ark.	L	3-10
3/18/08	Lincoln, Neb.	L	1-6
3/19/08	Lincoln, Neb.	W	9-4
3/17/09	Fayetteville, Ark.	W	7-3
3/18/09	Fayetteville, Ark.	L	4-7
4/16/13	Lincoln, Neb.	L	0-3
4/16/13	Lincoln, Neb.	L	2-4

## NEBRASKA-KEARNEY

Overall Series Record: 1-1  
Record in Fayetteville, Ark.: 1-1

DATE	SITE	W/L	SCORE
4/4/70	Fayetteville, Ark.	W	5-0
4/4/70	Fayetteville, Ark.	L	0-4

## NEVADA

Overall Series Record: 1-0  
Record in Fayetteville, Ark.: 1-0

DATE	SITE	W/L	SCORE
3/21/12	Fayetteville, Ark.	W	10-2

## NEW MEXICO

Overall Series Record: 7-2  
Record in Fayetteville, Ark.: 3-1  
Record in Las Cruces, N.M.: 1-0  
Record at Neutral Sites: 3-1

DATE	SITE	W/L	SCORE
3/17/73	Las Cruces, N.M.	W	8-4
2/27/04	College Station, Texas	L	1-3
2/28/04	College Station, Texas	W	13-3
2/29/04	College Station, Texas	W	5-2
4/13/10	Fayetteville, Ark.	W	4-3 (11)
4/14/10	Fayetteville, Ark.	W	5-4
6/4/11	Tempe, Ariz. +	W	3-0
4/9/13	Fayetteville, Ark.	L	0-3
4/9/13	Fayetteville, Ark.	W	4-3

## NEW MEXICO STATE

Overall Series Record: 2-0  
Record in Las Cruces, N.M.: 1-0  
Record at Neutral Sites: 1-0

DATE	SITE	W/L	SCORE
3/17/73	Las Cruces, N.M.	W	8-4
3/14/91	Shreveport, La.	W	8-3

## NEW ORLEANS

Overall Series Record: 2-2  
Record in Fayetteville, Ark.: 2-0  
Record in New Orleans, La.: 0-1  
Record at Neutral Sites: 0-1

DATE	SITE	W/L	SCORE
3/15/91	Shreveport, La.	L	2-3
3/1/98	New Orleans, La.	L	6-13
2/19/13	Fayetteville, Ark.	W	14-0 (7)
2/19/13	Fayetteville, Ark.	W	3-0

## NICHOLLS STATE

Overall Series Record: 0-1  
Record in Thibodaux, La.: 0-1

DATE	SITE	W/L	SCORE
2/25/86	Thibodaux, La.	L	3-5

## NORTH CAROLINA

Overall Series Record: 1-0  
Record at Neutral Sites: 1-0

DATE	SITE	W/L	SCORE
6/4/89	Omaha, Neb. +	W	7-3

## NORTH DAKOTA STATE

Overall Series Record: 2-0  
Record in Fayetteville, Ark.: 2-0

DATE	SITE	W/L	SCORE
3/17/82	Fayetteville, Ark.	W	10-2
3/17/82	Fayetteville, Ark.	W	10-1

## NORTHEASTERN (OKLA.) STATE

Overall Series Record: 25-2  
Record in Fayetteville, Ark.: 25-2

DATE	SITE	W/L	SCORE
1972	Fayetteville, Ark.	L	4-5
1972	Fayetteville, Ark.	W	2-0
3/2/74	Fayetteville, Ark.	W	8-4
3/2/74	Fayetteville, Ark.	W	4-1

3/4/75	Fayetteville, Ark.	W	7-6
3/4/75	Fayetteville, Ark.	W	8-6
4/3/75	Fayetteville, Ark.	W	9-2
4/3/75	Fayetteville, Ark.	W	4-0
2/28/76	Fayetteville, Ark.	W	2-0
2/28/76	Fayetteville, Ark.	W	7-6
2/19/77	Fayetteville, Ark.	W	11-2
2/19/77	Fayetteville, Ark.	W	5-0
3/2/77	Fayetteville, Ark.	W	11-0
2/26/82	Fayetteville, Ark.	W	5-0
2/26/82	Fayetteville, Ark.	W	7-1
2/22/83	Fayetteville, Ark.	W	19-3
4/21/86	Fayetteville, Ark.	W	15-4
4/19/89	Fayetteville, Ark.	W	9-8
4/17/90	Fayetteville, Ark.	W	12-5
2/12/91	Fayetteville, Ark.	W	6-2
4/14/92	Fayetteville, Ark.	W	6-5
3/25/93	Fayetteville, Ark.	W	5-2
4/21/93	Fayetteville, Ark.	L	7-9
4/27/94	Fayetteville, Ark.	W	4-0
3/29/95	Fayetteville, Ark.	W	11-0
5/1/96	Fayetteville, Ark.	W	7-3
4/16/97	Fayetteville, Ark.	W	24-3

## NORTHERN COLORADO

Overall Series Record: 7-1  
Record in Fayetteville, Ark.: 7-1

DATE	SITE	W/L	SCORE
4/5/05	Fayetteville, Ark.	W	9-3
4/6/05	Fayetteville, Ark.	W	7-4
4/18/06	Fayetteville, Ark.	W	2-1
4/19/06	Fayetteville, Ark.	L	2-4
4/3/07	Fayetteville, Ark.	W	14-6
4/4/07	Fayetteville, Ark.	W	9-7
4/22/08	Fayetteville, Ark.	W	9-2
4/23/08	Fayetteville, Ark.	W	9-1

## NORTHERN ILLINOIS

Overall Series Record: 3-0  
Record in Fayetteville, Ark.: 3-0

DATE	SITE	W/L	SCORE
3/20/93	Fayetteville, Ark.	W	12-2
3/21/93	Fayetteville, Ark.	W	11-3
3/21/93	Fayetteville, Ark.	W	11-5

## NORTHERN IOWA

Overall Series Record: 5-0  
Record in Fayetteville, Ark.: 5-0

DATE	SITE	W/L	SCORE
3/13/87	Fayetteville, Ark.	W	10-3
3/21/88	Fayetteville, Ark.	W	6-0
3/22/88	Fayetteville, Ark.	W	17-0
3/22/88	Fayetteville, Ark.	W	15-2
3/20/89	Fayetteville, Ark.	W	14-4

## NORTH TEXAS

Overall Series Record: 11-0  
Record in Fayetteville, Ark.: 11-0

DATE	SITE	W/L	SCORE
4/13/78	Fayetteville, Ark.	W	4-0
4/13/78	Fayetteville, Ark.	W	12-0
4/14/78	Fayetteville, Ark.	W	9-0
4/14/78	Fayetteville, Ark.	W	6-0
2/15/86	Fayetteville, Ark.	W	10-0
2/15/86	Fayetteville, Ark.	W	9-0
2/16/86	Fayetteville, Ark.	W	26-1
3/8/87	Fayetteville, Ark.	W	13-4
3/6/88	Fayetteville, Ark.	W	10-1
3/7/88	Fayetteville, Ark.	W	5-4
3/7/88	Fayetteville, Ark.	W	6-5

## NORTHWESTERN STATE

Overall Series Record: 15-2  
Record in Fayetteville, Ark.: 7-1  
Record in Natchitoches, La.: 5-1  
Record at Neutral Sites: 3-0

DATE	SITE	W/L	SCORE
1960	Natchitoches, La.	W	4-3
4/20/62	Monroe, La.	W	13-8

# GAME-BY-GAME SERIES RESULTS

4/21/62	Monroe, La.	W	8-4
4/25/62	Natchitoches, La.	L	2-4
4/26/62	Natchitoches, La.	W	2-1
3/17/89	Shreveport, La.	W	3-2
2/29/92	Fayetteville, Ark.	W	6-5 (11)
2/29/92	Fayetteville, Ark.	W	7-2
5/2/95	Fayetteville, Ark.	W	5-2
2/16/96	Natchitoches, La.	W	13-6
2/17/96	Natchitoches, La.	W	14-5
2/18/96	Natchitoches, La.	W	10-5
3/25/97	Fayetteville, Ark.	W	5-4
3/26/97	Fayetteville, Ark.	W	13-8
2/27/01	Fayetteville, Ark.	L	4-8
2/21/12	Fayetteville, Ark.	W	8-7
2/22/12	Fayetteville, Ark.	W	6-2

## NORTHWEST MISSOURI STATE

Overall Series Record: 9-1-1  
Record in Fayetteville, Ark.: 9-1-1

DATE	SITE	W/L	SCORE
3/6/78	Fayetteville, Ark.	W	7-6
3/6/78	Fayetteville, Ark.	L	2-4
3/10/80	Fayetteville, Ark.	W	11-6
3/10/80	Fayetteville, Ark.	W	7-1
3/7/82	Fayetteville, Ark.	W	3-1
3/7/82	Fayetteville, Ark.	W	4-1
3/8/82	Fayetteville, Ark.	W	3-0
3/8/82	Fayetteville, Ark.	T	7-7
3/3/85	Fayetteville, Ark.	W	11-3
3/8/90	Fayetteville, Ark.	W	17-9
3/13/91	Fayetteville, Ark.	W	7-5

## NORTHWOOD INSTITUTE

Overall Series Record: 1-0  
Record in Fayetteville, Ark.: 1-0

DATE	SITE	W/L	SCORE
3/4/90	Fayetteville, Ark.	W	9-1

## NOTRE DAME

Overall Series Record: 2-1  
Record in Fayetteville, Ark.: 1-0  
Record at Neutral Sites: 1-1

DATE	SITE	W/L	SCORE
3/17/73	Las Cruces, N.M.	W	6-5
3/17/83	Fayetteville, Ark.	W	5-0
2/28/97	Millington, Texas	L	5-8

## OHIO STATE

Overall Series Record: 1-0  
Record at Neutral Sites: 1-0

DATE	SITE	W/L	SCORE
3/2/08	College Station, Texas	W	8-6

## OKLAHOMA

Overall Series Record: 14-11  
Record in Fayetteville, Ark.: 6-2  
Record in Norman, Okla.: 7-9  
Record at Neutral Sites: 1-0

DATE	SITE	W/L	SCORE
5/11/70	Fayetteville, Ark.	L	1-2
5/11/70	Fayetteville, Ark.	W	5-2
5/2/72	Norman, Okla.	L	2-3
5/2/72	Norman, Okla.	L	3-4
4/11/77	Norman, Okla.	W	5-2
4/11/77	Norman, Okla.	L	3-4
3/5/83	Norman, Okla.	L	4-11
3/5/83	Norman, Okla.	W	14-3
3/6/83	Norman, Okla.	W	7-2
4/15/87	Fayetteville, Ark.	W	12-11
4/12/88	Norman, Okla.	L	3-11
4/26/89	Fayetteville, Ark.	L	2-3
3/20/91	Norman, Okla.	W	11-2
3/23/93	Fayetteville, Ark.	W	8-0
4/6/94	Norman, Okla.	L	2-11
2/27/96	Fayetteville, Ark.	W	9-8
4/10/01	Norman, Okla.	W	5-4
3/12/02	Norman, Okla.	L	1-7
4/9/02	Fayetteville, Ark.	W	9-6
5/31/02	Wichita, Kan. +	W	8-5

4/28/09	Fayetteville, Ark.	W	8-7 (10)
5/30/09	Norman, Okla. +	W	17-6
5/31/09	Norman, Okla. +	W	11-0
5/18/10	Norman, Okla.	L	2-5
4/10/12	Norman, Okla.	L	0-4

## OKLAHOMA BAPTIST

Overall Series Record: 6-3  
Record in Fayetteville, Ark.: 4-2  
Record in Shawnee, Okla.: 2-1

DATE	SITE	W/L	SCORE
4/29/67	Fayetteville, Ark.	W	2-1
4/29/67	Fayetteville, Ark.	W	6-0
4/22/68	Fayetteville, Ark.	L	0-12
4/22/68	Fayetteville, Ark.	W	4-3
4/18/69	Shawnee, Okla.	W	5-2
4/13/70	Fayetteville, Ark.	W	9-6
4/13/70	Fayetteville, Ark.	L	4-9
3/20/71	Shawnee, Okla.	W	13-3
3/20/71	Shawnee, Okla.	L	2-4

## OKLAHOMA CHRISTIAN

Overall Series Record: 1-0  
Record in Fayetteville, Ark.: 1-0

DATE	SITE	W/L	SCORE
5/6/85	Fayetteville, Ark.	W	14-4

## OKLAHOMA CITY

Overall Series Record: 23-1  
Record in Fayetteville, Ark.: 15-0  
Record in Oklahoma City, Okla.: 8-1

DATE	SITE	W/L	SCORE
4/7/61	Oklahoma City, Okla.	W	9-2
4/9/68	Fayetteville, Ark.	W	12-3
4/19/69	Oklahoma City, Okla.	W	2-0
4/21/70	Fayetteville, Ark.	W	9-4
4/21/70	Fayetteville, Ark.	W	9-3
4/19/71	Oklahoma City, Okla.	W	11-0
4/19/71	Oklahoma City, Okla.	W	13-1
1973	Oklahoma City, Okla.	W	6-1
1973	Oklahoma City, Okla.	W	10-0
4/21/73	Fayetteville, Ark.	W	8-2
4/21/73	Fayetteville, Ark.	W	3-2
4/2/74	Oklahoma City, Okla.	L	4-5
4/2/74	Oklahoma City, Okla.	W	9-0
3/6/83	Oklahoma City, Okla.	W	13-4
2/16/85	Fayetteville, Ark.	W	4-0
2/16/85	Fayetteville, Ark.	W	20-13
2/17/85	Fayetteville, Ark.	W	5-2
2/13/96	Fayetteville, Ark.	W	11-9
2/19/97	Fayetteville, Ark.	W	14-6
3/4/98	Fayetteville, Ark.	W	9-6
2/23/99	Fayetteville, Ark.	W	10-8
2/22/00	Fayetteville, Ark.	W	7-3
2/21/01	Fayetteville, Ark.	W	14-4
2/12/02	Fayetteville, Ark.	W	5-4

## OKLAHOMA STATE

Overall Series Record: 16-23  
Record in Fayetteville, Ark.: 8-9  
Record in Stillwater, Okla.: 6-9  
Record at Neutral Sites: 2-5

DATE	SITE	W/L	SCORE
4/15/70	Fayetteville, Ark.	W	5-3
4/15/70	Fayetteville, Ark.	W	3-1
4/21/71	Stillwater, Okla.	L	4-6
4/21/71	Stillwater, Okla.	L	4-7
4/29/80	Tulsa, Okla.	W	7-6
2/21/81	Fayetteville, Ark.	L	4-5 (11)
3/26/85	Stillwater, Okla.	L	1-3
4/2/85	Fayetteville, Ark.	L	6-14
4/1/86	Fayetteville, Ark.	L	9-11
4/15/86	Stillwater, Okla.	L	7-8
3/25/87	Stillwater, Okla.	L	1-8
4/21/87	Fayetteville, Ark.	W	9-8
3/19/88	Shreveport, La.	L	4-5
4/11/88	Stillwater, Okla.	W	6-5
5/28/88	Stillwater, Okla. +	L	7-13
3/18/89	Shreveport, La.	L	2-10
4/4/89	Stillwater, Okla.	W	10-4

5/10/89	Fayetteville, Ark.	W	10-6
4/24/90	Stillwater, Okla.	W	7-5
3/19/91	Stillwater, Okla.	L	5-9
4/9/91	Fayetteville, Ark.	W	9-4
3/31/92	Fayetteville, Ark.	L	4-7
4/19/93	Fayetteville, Ark.	W	4-1
4/26/93	Stillwater, Okla.	L	1-4
3/15/94	Fayetteville, Ark.	W	10-5
3/23/94	Stillwater, Okla.	W	13-9
3/20/95	Stillwater, Okla.	L	6-18
3/22/95	Fayetteville, Ark.	L	9-22
5/23/96	Lubbock, Texas +	L	5-6
4/1/98	Tulsa, Okla.	L	3-7
3/21/00	Stillwater, Okla.	W	10-8
3/28/00	Fayetteville, Ark.	L	1-2
4/24/01	Tulsa, Okla.	L	5-6
4/20/04	Fayetteville, Ark.	W	5-2
3/8/05	Stillwater, Okla.	W	11-7
2/11/06	Mobile, Ala.	W	3-0
6/4/06	Fayetteville, Ark. +	L	5-6
6/2/07	Fayetteville, Ark. +	L	3-14
6/3/07	Fayetteville, Ark. +	L	6-7

## OLE MISS

Overall Series Record: 40-34  
Record in Fayetteville, Ark.: 18-16  
Record in Oxford, Miss.: 19-14  
Record at Neutral Sites: 3-4

DATE	SITE	W/L	SCORE
4/11/82	Fayetteville, Ark.	W	7-2
5/9/92	Fayetteville, Ark.	L	4-8
5/9/92	Fayetteville, Ark.	W	15-3
5/10/92	Fayetteville, Ark.	W	10-0
5/15/93	Oxford, Miss.	W	8-7
5/15/93	Oxford, Miss.	W	5-1
5/16/93	Oxford, Miss.	L	1-3
5/13/94	Fayetteville, Ark.	L	6-12
5/14/94	Fayetteville, Ark.	L	2-7
5/15/94	Fayetteville, Ark.	W	8-5
5/12/95	Oxford, Miss.	L	1-3
5/13/95	Oxford, Miss.	L	2-11
5/14/95	Oxford, Miss.	W	5-4
5/18/95	Starkville, Miss.!	W	5-2
5/10/96	Oxford, Miss.	W	18-4
5/11/96	Oxford, Miss.	L	2-3
5/12/96	Oxford, Miss.	W	8-3
4/11/97	Fayetteville, Ark.	W	14-13 (10)
4/12/97	Fayetteville, Ark.	W	12-7
4/13/97	Fayetteville, Ark.	W	8-6
3/27/98	Oxford, Miss.	W	12-10
3/28/98	Oxford, Miss.	W	16-8
3/29/98	Oxford, Miss.	L	10-13
5/7/99	Fayetteville, Ark.	W	8-1
5/8/99	Fayetteville, Ark.	W	9-4
5/9/99	Fayetteville, Ark.	W	7-4
5/12/00	Oxford, Miss.	W	6-1
5/13/00	Oxford, Miss.	L	5-12
5/14/00	Oxford, Miss.	W	8-1
4/6/01	Fayetteville, Ark.	W	3-2
4/7/01	Fayetteville, Ark.	L	6-11
4/8/01	Fayetteville, Ark.	W	10-3
5/10/02	Oxford, Miss.	W	5-4
5/11/02	Oxford, Miss.	W	11-5
5/12/02	Oxford, Miss.	W	10-8
5/2/03	Fayetteville, Ark.	L	2-5
5/3/03	Fayetteville, Ark.	W	7-6
5/4/03	Fayetteville, Ark.	W	6-3
5/23/03	Hoover, Ala.!	L	7-8 (11)
5/7/04	Oxford, Miss.	L	0-1
5/8/04	Oxford, Miss.	W	3-1
5/9/04	Oxford, Miss.	L	3-5
5/27/04	Hoover, Ala.!	W	4-3
5/20/05	Fayetteville, Ark.	L	3-5
5/21/05	Fayetteville, Ark.	L	2-10
5/22/05	Fayetteville, Ark.	L	1-9
5/12/06	Oxford, Miss.	W	12-3
5/13/06	Oxford, Miss.	L	3-7
5/14/06	Oxford, Miss.	L	4-5
5/24/06	Hoover, Ala.!	L	4-9
3/2/07	Minneapolis, Minn.	L	4-5
5/17/07	Fayetteville, Ark.	L	4-5
5/18/07	Fayetteville, Ark.	W	4-3 (10)
5/19/07	Fayetteville, Ark.	L	0-5

# GAME-BY-GAME SERIES RESULTS

4/25/08	Oxford, Miss.	L	4-12
4/26/08	Oxford, Miss.	W	13-11 (10)
4/27/08	Oxford, Miss.	W	12-4
5/14/09	Fayetteville, Ark.	L	5-7
5/15/09	Fayetteville, Ark.	L	3-9
5/16/09	Fayetteville, Ark.	L	3-16
5/7/10	Oxford, Miss.	W	11-4
5/8/10	Oxford, Miss.	L	2-3
5/9/10	Oxford, Miss.	W	7-0
5/19/11	Fayetteville, Ark.	L	1-2
5/21/11	Fayetteville, Ark.	W	2-0
5/21/11	Fayetteville, Ark.	W	5-3
4/21/12	Oxford, Miss.	L	2-8
4/21/12	Oxford, Miss.	L	0-1
4/22/12	Oxford, Miss.	W	11-3
5/23/12	Hoover, Ala.!	L	0-2
3/15/13	Fayetteville, Ark.	L	1-7
3/16/13	Fayetteville, Ark.	W	10-1
3/17/13	Fayetteville, Ark.	L	4-6 (13)
5/22/13	Hoover, Ala.!	W	2-1 (10)

## OMAHA

Overall Series Record: 0-2  
Record in Fayetteville, Ark.: 0-2

DATE	SITE	W/L	SCORE
4/13/65	Fayetteville, Ark.	L	7-9
4/13/65	Fayetteville, Ark.	L	3-6

## ORAL ROBERTS

Overall Series Record: 65-35  
Record in Fayetteville, Ark.: 35-14  
Record in Tulsa, Okla.: 28-20  
Record at Neutral Sites: 2-1

DATE	SITE	W/L	SCORE
4/29/70	Fayetteville, Ark.	W	7-0
4/29/70	Fayetteville, Ark.	W	8-0
4/27/71	Tulsa, Okla.	W	6-1
4/27/71	Tulsa, Okla.	L	4-6
5/4/71	Fayetteville, Ark.	W	12-11
5/4/71	Fayetteville, Ark.	L	2-5
3/25/72	Tulsa, Okla.	L	4-8
3/25/72	Tulsa, Okla.	W	2-1
1973	Tulsa, Okla.	W	5-4
1973	Tulsa, Okla.	L	0-2
3/27/74	Tulsa, Okla.	W	1-0
3/27/74	Tulsa, Okla.	L	0-1
4/15/75	Fayetteville, Ark.	W	5-1
4/15/75	Fayetteville, Ark.	W	4-2
3/30/76	Tulsa, Okla.	W	6-5
3/30/76	Tulsa, Okla.	L	3-6
2/22/77	Fayetteville, Ark.	W	7-0
2/22/77	Fayetteville, Ark.	L	0-2
4/17/79	Tulsa, Okla.	L	2-5
3/11/80	Fayetteville, Ark.	L	3-7
3/11/80	Fayetteville, Ark.	L	0-5
5/3/80	Tulsa, Okla.	W	4-2
5/22/80	Tulsa, Okla. +	W	3-2
3/10/81	Fayetteville, Ark.	L	3-6
3/10/81	Fayetteville, Ark.	L	6-11
5/1/81	Tulsa, Okla.	W	8-6
5/2/81	Tulsa, Okla.	L	1-5
5/2/81	Tulsa, Okla.	L	2-8
5/8/82	Fayetteville, Ark.	W	10-3
5/8/82	Fayetteville, Ark.	L	1-9
5/9/82	Tulsa, Okla.	L	4-9
5/9/82	Tulsa, Okla.	W	10-4
5/6/83	Fayetteville, Ark.	W	6-3
5/6/83	Fayetteville, Ark.	W	11-3
5/7/83	Tulsa, Okla.	L	3-8
5/7/83	Tulsa, Okla.	W	4-1
5/26/83	Stillwater, Okla. +	L	6-7
5/4/84	Fayetteville, Ark.	W	13-1
5/4/84	Fayetteville, Ark.	W	12-4
5/5/84	Tulsa, Okla.	L	8-9
5/5/84	Tulsa, Okla.	W	3-1
5/9/85	Fayetteville, Ark.	W	6-4
5/10/85	Fayetteville, Ark.	W	5-1
5/11/85	Fayetteville, Ark.	W	9-5
5/8/86	Fayetteville, Ark.	W	7-5
5/9/86	Tulsa, Okla.	W	15-6
5/12/86	Tulsa, Okla.	W	9-8 (12)
5/7/87	Fayetteville, Ark.	W	14-4

5/8/87	Fayetteville, Ark.	W	17-5
5/10/87	Tulsa, Okla.	L	2-10
5/15/88	Fayetteville, Ark.	W	18-7
5/16/88	Tulsa, Okla.	L	3-11
4/23/90	Fayetteville, Ark.	W	10-3
2/21/91	Fayetteville, Ark.	W	2-1
3/25/92	Fayetteville, Ark.	L	3-5
3/31/93	Fayetteville, Ark.	W	13-5
4/20/93	Tulsa, Okla.	W	16-1
3/30/94	Tulsa, Okla.	L	7-8
3/31/94	Fayetteville, Ark.	W	7-4
4/12/94	Tulsa, Okla.	L	1-3
4/20/94	Fayetteville, Ark.	L	2-12
3/21/95	Tulsa, Okla.	W	7-0
4/4/95	Tulsa, Okla.	W	8-2 (11)
4/25/95	Tulsa, Okla.	L	0-5
4/26/95	Fayetteville, Ark.	W	9-1
2/20/96	Fayetteville, Ark.	W	19-7
4/2/96	Tulsa, Okla.	W	3-2
4/10/96	Tulsa, Okla.	L	7-8 (10)
4/24/96	Fayetteville, Ark.	W	18-5
4/22/97	Tulsa, Okla.	W	11-6
4/23/97	Fayetteville, Ark.	W	15-5
4/15/98	Fayetteville, Ark.	W	19-7
4/22/98	Tulsa, Okla.	W	8-5
4/14/99	Tulsa, Okla.	W	15-6
4/21/99	Fayetteville, Ark.	L	5-12
4/11/00	Tulsa, Okla.	W	5-4
4/18/00	Fayetteville, Ark.	L	4-8
4/17/01	Tulsa, Okla.	W	4-2
5/1/01	Fayetteville, Ark.	W	10-0
4/16/02	Tulsa, Okla.	W	14-0
4/30/02	Fayetteville, Ark.	W	6-3
6/1/02	Wichita, Kan. +	W	7-6
6/2/02	Wichita, Kan. +	W	11-6
4/1/03	Fayetteville, Ark.	W	9-3
4/15/03	Tulsa, Okla.	W	8-2
4/13/04	Fayetteville, Ark.	L	4-6
4/27/04	Tulsa, Okla.	W	8-4
4/12/05	Tulsa, Okla.	W	15-8
4/26/05	Fayetteville, Ark.	W	5-2
5/2/06	Tulsa, Okla.	L	4-5
6/2/06	Fayetteville, Ark. +	L	3-4 (11)
3/13/07	Fayetteville, Ark.	W	10-2
3/27/07	Tulsa, Okla.	L	3-5
4/8/08	Fayetteville, Ark.	L	4-9
4/15/08	Tulsa, Okla.	L	2-12
4/21/09	Tulsa, Okla.	W	9-6
5/12/09	Fayetteville, Ark.	W	3-2
4/20/10	Fayetteville, Ark.	W	9-5
4/19/11	Tulsa, Okla.	W	6-5
4/24/12	Fayetteville, Ark.	W	6-1

## OREGON STATE

Overall Series Record: 2-1  
Record at Neutral Sites: 2-1

DATE	SITE	W/L	SCORE
5/22/86	Stillwater, Okla. +	W	4-3
5/24/86	Stillwater, Okla. +	L	0-1
3/17/95	San Jose, Calif.	W	5-4

## PACIFIC

Overall Series Record: 0-1  
Record at Neutral Sites: 0-1

DATE	SITE	W/L	SCORE
3/3/13	Surprise, Ariz.	L	3-4

## PACIFIC LUTHERAN

Overall Series Record: 1-0  
Record at Neutral Sites: 1-0

DATE	SITE	W/L	SCORE
3/15/92	Seattle, Wash.	W	8-1

## PENN STATE

Overall Series Record: 1-0  
Record at Neutral Sites: 1-0

DATE	SITE	W/L	SCORE
3/1/89	Lakeland, Fla.	W	2-1

## PEPPERDINE

Overall Series Record: 1-1  
Record at Neutral Sites: 1-1

DATE	SITE	W/L	SCORE
6/1/79	Omaha, Neb. +	W	5-4
5/30/08	Palo Alto, Calif. +	L	3-4

## PITTSBURG STATE

Overall Series Record: 15-0  
Record in Fayetteville, Ark.: 11-0  
Record in Pittsburg, Kan.: 4-0

DATE	SITE	W/L	SCORE
4/7/62	Fayetteville, Ark.	W	5-1
4/7/62	Fayetteville, Ark.	W	11-3
4/30/63	Pittsburg, Kan.	W	9-4
4/30/63	Pittsburg, Kan.	W	2-1
1967	Fayetteville, Ark.	W	8-1
1967	Fayetteville, Ark.	W	6-2
4/27/68	Pittsburg, Kan.	W	8-4
4/27/68	Pittsburg, Kan.	W	3-0
4/17/71	Fayetteville, Ark.	W	6-0
4/17/71	Fayetteville, Ark.	W	11-1
4/11/72	Fayetteville, Ark.	W	5-0
4/11/72	Fayetteville, Ark.	W	9-0
3/5/96	Fayetteville, Ark.	W	10-5
2/18/98	Fayetteville, Ark.	W	13-4
4/17/02	Fayetteville, Ark.	W	5-1

## PRINCETON

Overall Series Record: 1-0  
Record in Fayetteville, Ark.: 1-0

DATE	SITE	W/L	SCORE
6/3/06	Fayetteville, Ark. +	W	6-2

## RICE

Overall Series Record: 41-18-1  
Record in Fayetteville, Ark.: 23-4-1  
Record in Houston, Texas: 16-11  
Record at Neutral Sites: 2-3

DATE	SITE	W/L	SCORE
4/2/71	Edinburg, Texas	L	2-5
4/3/71	Edinburg, Texas	L	3-4
4/6/74	Fayetteville, Ark.	L	5-6
4/6/74	Fayetteville, Ark.	W	6-3
4/6/74	Fayetteville, Ark.	W	9-7
4/4/75	Houston, Texas	W	5-0
4/5/75	Houston, Texas	L	1-5
4/5/75	Houston, Texas	L	0-9
4/16/76	Fayetteville, Ark.	W	4-1
4/17/76	Fayetteville, Ark.	W	4-1
4/17/76	Fayetteville, Ark.	W	1-0
4/15/77	Houston, Texas	L	3-8
4/16/77	Houston, Texas	W	7-1
4/16/77	Houston, Texas	W	9-4
3/10/78	Fayetteville, Ark.	W	6-0
3/11/78	Fayetteville, Ark.	W	1-0
3/11/78	Fayetteville, Ark.	W	6-0
3/9/79	Houston, Texas	W	6-3
3/10/79	Houston, Texas	W	7-2
3/10/79	Houston, Texas	W	12-3
4/11/80	Fayetteville, Ark.	W	14-6
4/12/80	Fayetteville, Ark.	W	5-2
4/12/80	Fayetteville, Ark.	L	8-9
3/27/81	Houston, Texas	W	3-2
3/28/81	Houston, Texas	L	4-5
3/28/81	Houston, Texas	L	3-4
5/16/81	Austin, Texas!	W	5-4
3/26/82	Fayetteville, Ark.	T	4-4 (11)
3/27/82	Fayetteville, Ark.	W	2-1
3/27/82	Fayetteville, Ark.	W	17-2
3/28/82	Fayetteville, Ark.	W	6-1
3/19/83	Houston, Texas	L	1-6
3/19/83	Houston, Texas	L	2-3 (12)
3/20/83	Houston, Texas	W	7-4 (10)
3/25/84	Fayetteville, Ark.	W	5-3
3/25/84	Fayetteville, Ark.	W	6-3
3/26/84	Fayetteville, Ark.	L	2-7
5/12/84	Austin, Texas!	L	1-8
3/17/85	Houston, Texas	W	8-4
3/17/85	Houston, Texas	L	2-13

# GAME-BY-GAME SERIES RESULTS

3/15/86	Fayetteville, Ark.	W	6-0
3/15/86	Fayetteville, Ark.	W	10-5
3/15/86	Fayetteville, Ark.	W	15-7
4/24/87	Houston, Texas	W	4-3
4/25/87	Houston, Texas	W	5-1
4/25/87	Houston, Texas	W	3-0
5/13/88	Fayetteville, Ark.	W	6-1
5/14/88	Fayetteville, Ark.	W	10-1
5/14/88	Fayetteville, Ark.	W	9-8
4/21/89	Houston, Texas	W	10-2
4/22/89	Houston, Texas	L	1-3
4/22/89	Houston, Texas	W	8-4
4/20/90	Fayetteville, Ark.	W	9-1
4/21/90	Fayetteville, Ark.	L	1-2 (11)
4/21/90	Fayetteville, Ark.	W	6-5
5/17/90	Austin, Texas!	W	7-5
3/8/91	Houston, Texas	L	3-4
3/9/91	Houston, Texas	W	8-4
3/9/91	Houston, Texas	L	8-9
6/2/12	Houston, Texas +	W	1-0

## SAINT LOUIS

Overall Series Record: 9-0

Record in Fayetteville, Ark.: 8-0

Record in St. Louis, Mo.: 1-0

DATE	SITE	W/L	SCORE
3/10/87	Fayetteville, Ark.	W	20-10
3/11/87	Fayetteville, Ark.	W	9-0
3/11/87	Fayetteville, Ark.	W	15-5
3/3/90	Fayetteville, Ark.	W	14-4
3/3/90	Fayetteville, Ark.	W	10-7
3/7/00	Fayetteville, Ark.	W	7-4
3/8/00	Fayetteville, Ark.	W	14-4
3/20/02	St. Louis, Mo.	W	6-4
4/7/10	Fayetteville, Ark.	W	32-8

## SAM HOUSTON STATE

Overall Series Record: 2-0

Record at Neutral Sites: 2-0

DATE	SITE	W/L	SCORE
6/1/12	Houston, Texas +	W	5-4
6/3/12	Houston, Texas +	W	5-1

## SAN DIEGO STATE

Overall Series Record: 8-1

Record in Fayetteville, Ark.: 4-0

Record in San Diego, Calif.: 3-1

Record at Neutral Sites: 1-0

DATE	SITE	W/L	SCORE
3/3/01	Minneapolis, Minn.	W	6-4
3/10/11	San Diego, Calif.	W	12-4
3/11/11	San Diego, Calif.	W	11-6
3/12/11	San Diego, Calif.	L	2-3
3/13/11	San Diego, Calif.	W	5-2
3/7/13	Fayetteville, Ark.	W	2-0
3/8/13	Fayetteville, Ark.	W	4-3
3/9/13	Fayetteville, Ark.	W	8-2
3/9/13	Fayetteville, Ark.	W	4-1

## SAN JOSE STATE

Overall Series Record: 2-0

Record in San Jose, Calif.: 2-0

DATE	SITE	W/L	SCORE
3/18/95	San Jose, Calif.	W	12-8
3/19/95	San Jose, Calif.	W	7-4

## SANTA CLARA

Overall Series Record: 1-0

Record at Neutral Sites: 1-0

DATE	SITE	W/L	SCORE
3/17/95	San Jose, Calif.	W	10-3

## SCHOOL OF THE OZARKS

Overall Series Record: 8-1

Record in Fayetteville, Ark.: 8-1

DATE	SITE	W/L	SCORE
3/23/84	Fayetteville, Ark.	W	6-2
3/19/85	Fayetteville, Ark.	W	4-3

3/19/85	Fayetteville, Ark.	W	6-0
4/20/87	Fayetteville, Ark.	W	12-1
3/22/89	Fayetteville, Ark.	W	14-5
3/22/89	Fayetteville, Ark.	W	10-0
4/4/90	Fayetteville, Ark.	L	1-5
2/19/91	Fayetteville, Ark.	W	15-5
3/26/92	Fayetteville, Ark.	W	13-3

## SIENA

Overall Series Record: 3-0

Record in Fayetteville, Ark.: 3-0

DATE	SITE	W/L	SCORE
3/7/08	Fayetteville, Ark.	W	14-5
3/8/08	Fayetteville, Ark.	W	17-2
3/9/08	Fayetteville, Ark.	W	10-4

## SIU-EDWARDSVILLE

Overall Series Record: 1-1

Record in Fayetteville, Ark.: 1-1

DATE	SITE	W/L	SCORE
3/29/76	Fayetteville, Ark.	L	2-5
3/29/76	Fayetteville, Ark.	W	7-3

## SMU

Overall Series Record: 22-4

Record in Fayetteville, Ark.: 11-0

Record in Dallas, Texas: 11-4

DATE	SITE	W/L	SCORE
4/4/61	Dallas, Texas	L	1-7
4/5/61	Dallas, Texas	W	11-7
4/4/67	Fayetteville, Ark.	W	4-1
4/4/67	Fayetteville, Ark.	W	8-7
4/22/69	Dallas, Texas	L	3-8
1973	Dallas, Texas	W	3-1
1973	Dallas, Texas	W	4-3
3/15/74	Fayetteville, Ark.	W	4-2
3/16/74	Fayetteville, Ark.	W	11-3
3/16/74	Fayetteville, Ark.	W	6-2
1975	Dallas, Texas	W	4-1
3/26/76	Dallas, Texas	W	17-2
3/27/76	Dallas, Texas	W	10-1
3/27/76	Dallas, Texas	W	2-1
3/25/77	Fayetteville, Ark.	W	1-0
3/26/77	Fayetteville, Ark.	W	4-1
3/26/77	Fayetteville, Ark.	W	3-1
3/31/78	Dallas, Texas	W	5-2
4/1/78	Dallas, Texas	W	9-2
4/1/78	Dallas, Texas	W	6-4
3/30/79	Fayetteville, Ark.	W	3-1
3/31/79	Fayetteville, Ark.	W	3-1
3/31/79	Fayetteville, Ark.	W	9-2
2/29/80	Dallas, Texas	W	2-0
3/1/80	Dallas, Texas	L	1-2
3/1/80	Dallas, Texas	L	1-9

## SOUTH ALABAMA

Overall Series Record: 1-0

Record in Mobile, Ala.: 1-0

DATE	SITE	W/L	SCORE
2/12/06	Mobile, Ala.	W	8-7

## SOUTH CAROLINA

Overall Series Record: 35-28

Record in Fayetteville, Ark.: 16-9

Record in Columbia, S.C.: 14-13

Record at Neutral Sites: 5-6

DATE	SITE	W/L	SCORE
5/31/85	Omaha, Neb. +	W	1-0
3/28/92	Fayetteville, Ark.	W	8-3
3/28/92	Fayetteville, Ark.	W	7-2
3/29/92	Fayetteville, Ark.	L	11-20
5/13/92	New Orleans, La.!	W	8-6
5/15/92	New Orleans, La.!	L	5-9
4/3/93	Columbia, S.C.	L	11-18
4/3/93	Columbia, S.C.	L	1-8
4/4/93	Columbia, S.C.	L	3-5
3/29/96	Fayetteville, Ark.	W	8-1
3/30/96	Fayetteville, Ark.	W	2-1
3/31/96	Fayetteville, Ark.	L	2-13

3/28/97	Columbia, S.C.	W	11-8
3/29/97	Columbia, S.C.	L	9-14
3/30/97	Columbia, S.C.	W	30-7
3/6/98	Fayetteville, Ark.	W	11-1
3/8/98	Fayetteville, Ark.	W	17-16
5/14/99	Columbia, S.C.	W	8-2
5/15/99	Columbia, S.C.	L	6-16
5/16/99	Columbia, S.C.	W	13-5
5/5/00	Fayetteville, Ark.	L	2-8
5/6/00	Fayetteville, Ark.	W	11-10
5/7/00	Fayetteville, Ark.	W	9-3
3/9/01	Columbia, S.C.	L	5-16
3/10/01	Columbia, S.C.	L	4-7
3/11/01	Columbia, S.C.	L	3-9
4/5/02	Fayetteville, Ark.	W	7-4
4/6/02	Fayetteville, Ark.	W	8-7 (15)
5/22/02	Hoover, Ala.!	L	1-10
5/24/02	Hoover, Ala.!	L	1-4
3/14/03	Columbia, S.C.	L	2-7
3/16/03	Columbia, S.C.	W	2-1
3/16/03	Columbia, S.C.	W	4-1
3/26/04	Fayetteville, Ark.	W	5-3
3/27/04	Fayetteville, Ark.	W	5-4
3/28/04	Fayetteville, Ark.	L	2-10
5/29/04	Hoover, Ala.!	L	2-3
3/18/05	Columbia, S.C.	W	9-1
3/19/05	Columbia, S.C.	L	3-12
3/20/05	Columbia, S.C.	W	5-3
5/24/07	Hoover, Ala.!	W	6-0
5/26/07	Hoover, Ala.!	W	3-2
5/9/08	Fayetteville, Ark.	W	12-11
5/10/08	Fayetteville, Ark.	W	6-3
5/11/08	Fayetteville, Ark.	W	4-2
4/3/09	Columbia, S.C.	W	6-4
4/4/09	Columbia, S.C.	L	1-9
4/5/09	Columbia, S.C.	W	7-4
5/14/10	Fayetteville, Ark.	L	2-3
5/15/10	Fayetteville, Ark.	L	0-5
5/16/10	Fayetteville, Ark.	L	3-5
5/13/11	Columbia, S.C.	W	6-2
5/14/11	Columbia, S.C.	L	5-6
5/15/11	Columbia, S.C.	L	1-7
5/4/12	Fayetteville, Ark.	L	6-8 (10)
5/5/12	Fayetteville, Ark.	W	7-6
5/6/12	Fayetteville, Ark.	L	7-10
6/18/12	Omaha, Neb. +	W	2-1
6/21/12	Omaha, Neb. +	L	0-2
6/22/12	Omaha, Neb. +	L	2-3
3/22/13	Columbia, S.C.	W	15-3
3/23/13	Columbia, S.C.	W	4-2
3/24/13	Columbia, S.C.	W	5-3 (11)

## SOUTH DAKOTA

Overall Series Record: 6-0

Record in Fayetteville, Ala.: 6-0

DATE	SITE	W/L	SCORE
4/13/79	Fayetteville, Ark.	W	4-0
4/13/79	Fayetteville, Ark.	W	7-0
4/14/79	Fayetteville, Ark.	W	7-1
4/14/79	Fayetteville, Ark.	W	8-1
3/9/82	Fayetteville, Ark.	W	12-4
3/9/82	Fayetteville, Ark.	W	10-0

## SOUTH DAKOTA STATE

Overall Series Record: 3-1

Record in Fayetteville, Ark.: 3-1

DATE	SITE	W/L	SCORE
3/5/08	Fayetteville, Ark.	W	13-1
3/5/08	Fayetteville, Ark.	W	20-4
3/9/10	Fayetteville, Ark.	L	2-3
3/10/10	Fayetteville, Ark.	W	21-2

## SOUTHEAST MISSOURI STATE

Overall Series Record: 5-4

Record in Fayetteville, Ark.: 5-4

DATE	SITE	W/L	SCORE
4/12/95	Fayetteville, Ark.	W	10-6
3/26/96	Fayetteville, Ark.	W	8-3
2/11/00	Fayetteville, Ark.	W	4-3
2/12/00	Fayetteville, Ark.	W	3-1
2/13/00	Fayetteville, Ark.	L	7-8



# GAME-BY-GAME SERIES RESULTS

5/14/02	Fayetteville, Ark.	L	1-5
5/15/02	Fayetteville, Ark.	L	4-5
5/3/11	Fayetteville, Ark.	W	10-0
5/4/11	Fayetteville, Ark.	L	5-6

## SOUTHEAST OKLAHOMA STATE

Overall Series Record: 6-0  
Record in Fayetteville, Ark.: 6-0

DATE	SITE	W/L	SCORE
3/5/85	Fayetteville, Ark.	W	15-6
4/28/87	Fayetteville, Ark.	W	14-10
4/25/88	Fayetteville, Ark.	W	10-5
4/26/88	Fayetteville, Ark.	W	15-13
4/9/89	Fayetteville, Ark.	W	11-1
3/4/94	Fayetteville, Ark.	W	13-6

## SOUTHERN CALIFORNIA

Overall Series Record: 0-1  
Record at Neutral Sites: 0-1

DATE	SITE	W/L	SCORE
5/24/96	Lubbock, Texas+	L	5-15

## SOUTHERN ILLINOIS

Overall Series Record: 3-6  
Record in Fayetteville, Ark.: 3-6

DATE	SITE	W/L	SCORE
5/5/66	Fayetteville, Ark.	L	0-7
3/4/79	Fayetteville, Ark.	L	2-3
3/4/79	Fayetteville, Ark.	L	5-18
3/9/80	Fayetteville, Ark.	W	6-5
3/9/80	Fayetteville, Ark.	L	4-8
3/2/82	Fayetteville, Ark.	L	0-3
3/2/82	Fayetteville, Ark.	W	2-1
3/1/83	Fayetteville, Ark.	L	3-7
3/1/83	Fayetteville, Ark.	W	6-2

## SOUTHERN MISS

Overall Series Record: 4-8  
Record in Fayetteville, Ark.: 2-1  
Record in Hattiesburg, Miss.: 2-7

DATE	SITE	W/L	SCORE
4/12/63	Hattiesburg, Miss.	L	4-5
4/13/63	Hattiesburg, Miss.	L	0-4
4/16/65	Hattiesburg, Miss.	L	1-4
4/17/65	Hattiesburg, Miss.	L	9-15
4/13/66	Hattiesburg, Miss.	L	0-13
4/14/66	Hattiesburg, Miss.	L	0-19
3/11/94	Fayetteville, Ark.	W	4-2
3/12/94	Fayetteville, Ark.	W	16-9
3/13/94	Fayetteville, Ark.	L	8-9 (10)
3/10/95	Hattiesburg, Miss.	W	10-1
3/11/95	Hattiesburg, Miss.	L	3-4 (12)
3/12/95	Hattiesburg, Miss.	W	8-2

## SOUTHWEST BAPTIST

Overall Series Record: 18-0  
Record in Fayetteville, Ark.: 18-0

DATE	SITE	W/L	SCORE
3/13/76	Fayetteville, Ark.	W	9-1
3/13/76	Fayetteville, Ark.	W	6-1
3/5/79	Fayetteville, Ark.	W	5-0
3/5/79	Fayetteville, Ark.	W	9-2
3/12/80	Fayetteville, Ark.	W	10-3
3/12/80	Fayetteville, Ark.	W	11-1
3/17/81	Fayetteville, Ark.	W	20-9
3/17/81	Fayetteville, Ark.	W	8-3
2/26/83	Fayetteville, Ark.	W	10-1
2/26/83	Fayetteville, Ark.	W	8-2
3/21/84	Fayetteville, Ark.	W	21-0
3/21/84	Fayetteville, Ark.	W	33-4
4/18/88	Fayetteville, Ark.	W	16-3
3/21/89	Fayetteville, Ark.	W	12-1
2/22/93	Fayetteville, Ark.	W	21-5
2/22/94	Fayetteville, Ark.	W	15-6
2/21/95	Fayetteville, Ark.	W	10-1
2/23/98	Fayetteville, Ark.	W	20-2

## SOUTHWESTERN (OKLA.) STATE

Overall Series Record: 1-3  
Record in Fayetteville, Ark.: 1-3

DATE	SITE	W/L	SCORE
4/6/72	Fayetteville, Ark.	L	2-6
4/8/75	Fayetteville, Ark.	L	7-8
4/8/75	Fayetteville, Ark.	L	4-7
3/1/77	Fayetteville, Ark.	W	2-0

## STANFORD

Overall Series Record: 1-3  
Record in Palo Alto, Calif.: 0-1  
Record at Neutral Sites: 1-2

DATE	SITE	W/L	SCORE
6/6/85	Omaha, Neb. +	W	10-4
5/24/86	Stillwater, Okla. +	L	0-1
5/27/95	Wichita, Kan. +	L	3-10
5/31/08	Palo Alto, Calif. +	L	1-5

## ST. CLOUD STATE

Overall Series Record: 2-0-1  
Record in Fayetteville, Ark.: 2-0-1

DATE	SITE	W/L	SCORE
1971	Fayetteville, Ark.	W	8-7
3/20/72	Fayetteville, Ark.	W	9-6
3/19/73	Fayetteville, Ark.	T	17-17

## ST. EDWARDS

Overall Series Record: 1-1  
Record in Austin, Texas: 0-1  
Record at Neutral Sites: 1-0

DATE	SITE	W/L	SCORE
3/31/67	San Antonio, Texas	W	8-6
1970	Austin, Texas	L	7-8

## STEPHEN F. AUSTIN

Overall Series Record: 4-0  
Record in Fayetteville, Ark.: 3-0  
Record at Neutral Sites: 1-0

DATE	SITE	W/L	SCORE
3/13/89	Fayetteville, Ark.	W	9-1
2/18/06	Edinburg, Texas	W	15-7
4/17/12	Fayetteville, Ark.	W	8-3
4/17/12	Fayetteville, Ark.	W	4-3

## ST. JOHN'S

Overall Series Record: 3-0  
Record in Fayetteville, Ark.: 3-0

DATE	SITE	W/L	SCORE
2/20/04	Fayetteville, Ark.	W	14-7
2/21/04	Fayetteville, Ark.	W	6-5
2/22/04	Fayetteville, Ark.	W	14-3

## ST. MARY'S (TEXAS)

Overall Series Record: 2-2  
Record in San Antonio, Texas: 2-2

DATE	SITE	W/L	SCORE
3/25/68	San Antonio, Texas	W	3-2
1970	San Antonio, Texas	W	8-1
3/26/70	San Antonio, Texas	L	0-1
3/29/71	San Antonio, Texas	L	2-4

## ST. OLAF

Overall Series Record: 2-0  
Record in Fayetteville, Texas: 2-0

DATE	SITE	W/L	SCORE
3/27/73	Fayetteville, Ark.	W	4-0
3/27/89	Fayetteville, Ark.	W	11-3

## TCU

Overall Series Record: 45-19  
Record in Fayetteville, Ark.: 25-2  
Record in Fort Worth, Texas: 19-17  
Record at Neutral Sites: 1-0

DATE	SITE	W/L	SCORE
4/3/61	Fort Worth, Texas	W	7-4
3/22/66	Fort Worth, Texas	L	3-9
4/21/69	Fort Worth, Texas	L	13-14
4/12/74	Fort Worth, Texas	L	2-8
4/13/74	Fort Worth, Texas	L	5-6
4/13/74	Fort Worth, Texas	L	3-5
4/11/75	Fort Worth, Texas	L	8-9
4/12/75	Fort Worth, Texas	L	1-13
4/12/75	Fort Worth, Texas	L	2-4
4/2/76	Fayetteville, Ark.	W	7-5
4/3/76	Fayetteville, Ark.	L	5-6
4/3/76	Fayetteville, Ark.	W	7-6
4/1/77	Fort Worth, Texas	L	2-5
4/2/77	Fort Worth, Texas	W	3-0
4/2/77	Fort Worth, Texas	W	6-5
3/24/78	Fayetteville, Ark.	W	6-3
3/25/78	Fayetteville, Ark.	W	4-3
3/25/78	Fayetteville, Ark.	W	7-2
3/23/79	Fort Worth, Texas	W	7-1
3/24/79	Fort Worth, Texas	W	10-1
3/24/79	Fort Worth, Texas	W	9-4
4/25/80	Fayetteville, Ark.	W	5-1
4/26/80	Fayetteville, Ark.	W	3-2
4/26/80	Fayetteville, Ark.	W	18-17
3/13/81	Fort Worth, Texas	W	4-1
3/14/81	Fort Worth, Texas	L	5-6
3/14/81	Fort Worth, Texas	L	5-6
3/13/82	Fayetteville, Ark.	W	3-1
3/13/82	Fayetteville, Ark.	W	2-1
3/13/82	Fayetteville, Ark.	W	8-4
4/23/83	Fort Worth, Texas	W	4-3
4/23/83	Fort Worth, Texas	W	10-5
4/24/83	Fort Worth, Texas	W	9-3
4/28/84	Fayetteville, Ark.	W	6-5
4/28/84	Fayetteville, Ark.	W	8-5
4/29/84	Fayetteville, Ark.	W	6-5 (10)
4/19/85	Fort Worth, Texas	W	19-7
4/20/85	Fort Worth, Texas	L	3-4
4/20/85	Fort Worth, Texas	W	12-6
4/18/86	Fayetteville, Ark.	W	13-3
4/20/86	Fayetteville, Ark.	W	7-6
4/20/86	Fayetteville, Ark.	W	6-5 (10)
4/10/87	Fort Worth, Texas	W	9-7
4/11/87	Fort Worth, Texas	L	6-7
4/11/87	Fort Worth, Texas	W	13-7
4/15/88	Fayetteville, Ark.	W	3-2
4/16/88	Fayetteville, Ark.	L	1-3
4/16/88	Fayetteville, Ark.	W	3-2
4/7/89	Fort Worth, Texas	W	5-4
4/8/89	Fort Worth, Texas	W	8-6
4/8/89	Fort Worth, Texas	W	11-3
4/6/90	Fayetteville, Ark.	W	10-3
4/7/90	Fayetteville, Ark.	W	4-3
4/7/90	Fayetteville, Ark.	W	7-3
4/12/91	Fort Worth, Texas	L	1-4
4/13/91	Fort Worth, Texas	W	12-2
4/14/91	Fort Worth, Texas	W	12-6
2/11/94	Fort Worth, Texas	L	3-7
2/12/94	Fort Worth, Texas	L	4-21
2/13/94	Fort Worth, Texas	L	4-6 (13)
3/4/95	Fayetteville, Ark.	W	9-7
3/5/95	Fayetteville, Ark.	W	8-4
3/5/95	Fayetteville, Ark.	W	3-2
2/17/06	Edinburg, Texas	W	5-2

## TENNESSEE

Overall Series Record: 30-25  
Record in Fayetteville, Ark.: 15-9  
Record in Knoxville, Tenn.: 13-15  
Record at Neutral Sites: 2-1

DATE	SITE	W/L	SCORE
3/14/92	Seattle, Wash.	W	1-0
3/25/94	Fayetteville, Ark.	L	4-8
3/26/94	Fayetteville, Ark.	L	11-12 (10)
3/27/94	Fayetteville, Ark.	W	17-11
3/24/95	Knoxville, Tenn.	L	0-7

# GAME-BY-GAME SERIES RESULTS

3/25/95	Knoxville, Tenn.	L	4-5 (12)
3/26/95	Knoxville, Tenn.	L	4-5
3/9/96	Fayetteville, Ark.	L	3-9
3/9/96	Fayetteville, Ark.	L	3-4
3/10/96	Fayetteville, Ark.	W	15-3
3/7/97	Knoxville, Tenn.	L	3-5
3/8/97	Knoxville, Tenn.	L	10-13
3/9/97	Knoxville, Tenn.	L	12-13
4/17/98	Knoxville, Tenn.	W	11-8
3/26/99	Fayetteville, Ark.	W	10-6
3/27/99	Fayetteville, Ark.	W	7-3
3/28/99	Fayetteville, Ark.	W	13-12
3/10/00	Knoxville, Tenn.	W	10-5
3/11/00	Knoxville, Tenn.	W	14-5
3/12/00	Knoxville, Tenn.	L	0-14
4/20/01	Knoxville, Tenn.	L	7-8
4/21/01	Knoxville, Tenn.	L	3-6
4/22/01	Knoxville, Tenn.	W	14-1
4/19/02	Fayetteville, Ark.	L	9-14
4/20/02	Fayetteville, Ark.	W	7-6 (12)
4/21/02	Fayetteville, Ark.	W	9-2
5/9/03	Knoxville, Tenn.	L	0-1 (12)
5/10/03	Knoxville, Tenn.	L	1-8
5/11/03	Knoxville, Tenn.	L	3-4 (11)
4/30/04	Fayetteville, Ark.	L	3-9
5/1/04	Fayetteville, Ark.	W	4-1
5/2/04	Fayetteville, Ark.	W	5-3
5/26/04	Hoover, Ala.!	L	6-8
5/28/04	Hoover, Ala.!	W	4-1
4/15/05	Knoxville, Tenn.	W	4-1
4/16/05	Knoxville, Tenn.	L	2-8
4/17/05	Knoxville, Tenn.	L	3-4
3/31/06	Fayetteville, Ark.	W	6-1
4/1/06	Fayetteville, Ark.	L	6-11
4/2/06	Fayetteville, Ark.	W	13-11
3/30/07	Knoxville, Tenn.	W	6-2
3/31/07	Knoxville, Tenn.	W	4-3
4/1/07	Knoxville, Tenn.	W	11-7
4/18/08	Fayetteville, Ark.	W	5-4
4/19/08	Fayetteville, Ark.	W	5-4 (10)
4/20/08	Fayetteville, Ark.	L	6-7 (10)
4/24/09	Knoxville, Tenn.	W	9-3
4/25/09	Knoxville, Tenn.	L	4-5
4/26/09	Knoxville, Tenn.	W	15-8
5/17/12	Knoxville, Tenn.	W	8-0
5/18/12	Knoxville, Tenn.	W	10-3
5/19/12	Knoxville, Tenn.	W	8-2
5/10/13	Fayetteville, Ark.	L	3-8
5/11/13	Fayetteville, Ark.	W	11-1
5/12/13	Fayetteville, Ark.	W	10-2

## TEXAS

Overall Series Record: 28-54  
Record in Fayetteville, Ark.: 12-15  
Record in Austin, Texas: 13-28  
Record at Neutral Sites: 3-11

DATE	SITE	W/L	SCORE
3/29/74	Fayetteville, Ark.	L	4-19
3/30/74	Fayetteville, Ark.	L	2-3
3/30/74	Fayetteville, Ark.	W	8-5
3/29/75	Austin, Texas	L	1-6
3/29/75	Austin, Texas	L	1-5
3/29/75	Austin, Texas	L	2-3
4/23/76	Austin, Texas	L	1-10
4/24/76	Austin, Texas	L	3-6
4/24/76	Austin, Texas	W	5-2
4/22/77	Fayetteville, Ark.	L	1-5
4/23/77	Fayetteville, Ark.	L	1-7
4/23/77	Fayetteville, Ark.	W	1-0
5/14/77	Austin, Texas!	L	1-8
3/3/78	Austin, Texas	W	5-4
3/4/78	Austin, Texas	W	2-1
3/4/78	Austin, Texas	L	3-8
3/2/79	Fayetteville, Ark.	W	2-0
3/3/79	Fayetteville, Ark.	L	2-3
3/3/79	Fayetteville, Ark.	L	0-1
5/13/79	Austin, Texas!	L	2-6
5/14/79	Austin, Texas!	L	6-12
6/5/79	Omaha, Neb. +	W	9-4
4/4/80	Austin, Texas	W	2-1
4/5/80	Austin, Texas	L	3-15
4/5/80	Austin, Texas	W	8-6
5/8/80	College Station, Texas!	L	4-6

5/9/80	College Station, Texas!	W	8-7
5/10/80	College Station, Texas!	L	4-9
4/3/81	Fayetteville, Ark.	W	7-0
4/4/81	Fayetteville, Ark.	L	4-5
4/4/81	Fayetteville, Ark.	L	6-8
5/18/81	Austin, Texas!	L	1-11
4/2/82	Austin, Texas	W	8-1
4/3/82	Austin, Texas	L	5-11
4/3/82	Austin, Texas	L	2-5
5/15/82	College Station, Texas!	L	0-8
3/27/83	Little Rock, Ark.	L	4-9
3/27/83	Little Rock, Ark.	L	1-6
3/27/83	Little Rock, Ark.	L	9-11
5/14/83	Austin, Texas!	L	2-9
5/15/83	Austin, Texas!	W	5-4
5/16/83	Austin, Texas!	L	0-14
3/30/84	Austin, Texas	L	2-5
3/31/84	Austin, Texas	L	5-7
3/31/84	Austin, Texas	W	13-4
5/11/84	Austin, Texas!	L	1-8
3/22/85	Fayetteville, Ark.	W	5-4
3/23/85	Fayetteville, Ark.	W	2-1
3/23/85	Fayetteville, Ark.	L	3-13
5/18/85	Fayetteville, Ark.!	W	9-5
5/19/85	Fayetteville, Ark.!	W	10-6
6/8/85	Omaha, Neb. +	L	7-8
3/21/86	Austin, Texas	L	0-8
3/22/86	Austin, Texas	W	3-0
3/22/86	Austin, Texas	L	3-12
5/1/87	Fayetteville, Ark.	L	5-9
5/2/87	Fayetteville, Ark.	W	9-3
5/2/87	Fayetteville, Ark.	L	1-4
5/17/87	Austin, Texas!	L	3-10
5/18/87	Austin, Texas!	L	2-3
5/30/87	Omaha, Neb. +	L	6-13
5/7/88	Austin, Texas	W	5-0
5/8/88	Austin, Texas	L	1-8
5/8/88	Austin, Texas	L	2-15
5/20/88	Fayetteville, Ark.!	L	1-7
4/28/89	Fayetteville, Ark.	L	4-5
4/29/89	Fayetteville, Ark.	W	8-4
4/29/89	Fayetteville, Ark.	W	14-7
5/18/89	College Station, Texas!	L	3-8
5/20/89	College Station, Texas!	L	1-9
4/27/90	Austin, Texas	W	13-11
4/28/90	Austin, Texas	L	3-4
4/28/90	Austin, Texas	W	6-5
5/18/90	Austin, Texas!	L	4-11
5/3/91	Fayetteville, Ark.	L	2-4
5/4/91	Fayetteville, Ark.	L	2-3
5/4/91	Fayetteville, Ark.	W	4-2
6/18/04	Omaha, Neb. +	L	2-13
6/4/05	Austin, Texas +	W	9-2
6/5/05	Austin, Texas +	L	8-19
6/6/05	Austin, Texas +	L	2-5
3/4/12	Houston, Texas	W	7-3

## TEXAS A&M

Overall Series Record: 31-36  
Record in Fayetteville, Ark.: 13-17  
Record in College Station, Texas: 16-17  
Record at Neutral Sites: 2-2

DATE	SITE	W/L	SCORE
3/22/74	College Station, Texas	L	2-5
3/23/74	College Station, Texas	L	1-15
3/23/74	College Station, Texas	L	0-15
3/21/75	Fayetteville, Ark.	W	4-1
3/22/75	Fayetteville, Ark.	L	2-3
3/22/75	Fayetteville, Ark.	L	0-5
4/30/76	Fayetteville, Ark.	L	6-7
5/1/76	Fayetteville, Ark.	L	1-3
5/1/76	Fayetteville, Ark.	L	5-7
2/25/77	College Station, Texas	L	0-6
2/26/77	College Station, Texas	L	3-4
2/26/77	College Station, Texas	L	0-4
5/13/77	Austin, Texas!	L	2-5
4/28/78	Fayetteville, Ark.	L	1-6
4/29/78	Fayetteville, Ark.	L	0-5
4/29/78	Fayetteville, Ark.	W	6-5
5/13/78	Austin, Texas!	L	0-5
4/27/79	College Station, Texas	L	0-6
4/28/79	College Station, Texas	W	2-0 (11)
4/28/79	College Station, Texas	W	9-1

5/14/79	Austin, Texas!	W	6-2
3/28/80	Fayetteville, Ark.	W	4-2
3/28/80	Fayetteville, Ark.	L	5-8
5/7/80	College Station, Texas!	W	19-10
4/10/81	College Station, Texas	W	4-0
4/11/81	College Station, Texas	L	2-9
4/11/81	College Station, Texas	W	19-6
4/9/82	Fayetteville, Ark.	W	6-5
4/10/82	Fayetteville, Ark.	L	2-5
4/10/82	Fayetteville, Ark.	W	16-9
4/1/83	College Station, Texas	W	10-8
4/2/83	College Station, Texas	W	3-0
4/2/83	College Station, Texas	W	10-9
4/6/84	Fayetteville, Ark.	L	8-10
4/7/84	Fayetteville, Ark.	W	1-0
4/7/84	Fayetteville, Ark.	W	4-0
3/29/85	College Station, Texas	L	2-6
3/31/85	College Station, Texas	W	6-4
3/31/85	College Station, Texas	W	15-4
3/28/86	Fayetteville, Ark.	L	0-6
3/29/86	Fayetteville, Ark.	W	10-0
3/29/86	Fayetteville, Ark.	L	2-5
5/16/86	College Station, Texas!	L	0-4
3/20/87	College Station, Texas	W	17-10
3/21/87	College Station, Texas	W	8-2
3/21/87	College Station, Texas	W	7-3
5/15/87	Austin, Texas!	W	4-3
3/25/88	Fayetteville, Ark.	W	5-0
3/26/88	Fayetteville, Ark.	L	1-6
3/26/88	Fayetteville, Ark.	L	6-8
5/19/88	Fayetteville, Ark.!	L	3-4
5/5/89	College Station, Texas	W	11-9 (16)
5/6/89	College Station, Texas	L	2-3
5/7/89	College Station, Texas	L	0-9
5/5/90	Fayetteville, Ark.	L	3-4
5/5/90	Fayetteville, Ark.	W	6-2
5/6/90	Fayetteville, Ark.	W	13-4
3/22/91	College Station, Texas	L	3-9
3/23/91	College Station, Texas	L	0-2
3/23/91	College Station, Texas	W	7-4
2/27/04	College Station, Texas	L	5-7
2/28/04	College Station, Texas	W	6-4
2/29/04	College Station, Texas	L	7-9
3/1/08	College Station, Texas	L	7-15
4/19/13	Fayetteville, Ark.	L	3-5
4/20/13	Fayetteville, Ark.	W	12-2
4/21/13	Fayetteville, Ark.	W	2-1

## TEXAS-ARLINGTON

Overall Series Record: 7-1  
Record in Arlington, Texas: 4-1  
Record at Neutral Sites: 3-0

DATE	SITE	W/L	SCORE
2/16/97	Arlington, Texas	W	11-1
2/19/00	Arlington, Texas	L	5-8
2/17/02	Arlington, Texas	W	7-1
2/13/05	Arlington, Texas	W	2-1
2/13/05	Arlington, Texas	W	4-1 (12)
3/1/06	Honolulu, Hawaii	W	12-4
3/3/06	Honolulu, Hawaii	W	5-3
3/4/06	Honolulu, Hawaii	W	7-1

## TEXAS LUTHERAN

Overall Series Record: 1-2  
Record in Seguin, Texas: 1-1  
Record at Neutral Sites: 0-1

DATE	SITE	W/L	SCORE
3/27/67	San Antonio, Texas	L	1-2
3/25/70	Seguin, Texas	L	5-11
3/31/71	Seguin, Texas	W	6-1

## TEXAS-PAN AMERICAN

Overall Series Record: 5-15  
Record in Fayetteville, Ark.: 1-0  
Record in Edinburg, Texas: 4-11  
Record at Neutral Sites: 0-4

DATE	SITE	W/L	SCORE
3/28/67	San Antonio, Texas	L	0-4
3/29/67	San Antonio, Texas	L	4-10
3/29/67	San Antonio, Texas	L	1-2
3/28/68	Edinburg, Texas	L	2-7

# GAME-BY-GAME SERIES RESULTS

3/29/68	Edinburg, Texas	L	5-10
3/23/70	Edinburg, Texas	L	6-8
3/28/70	Edinburg, Texas	W	4-3
4/1/71	Edinburg, Texas	L	0-10
4/1/71	Edinburg, Texas	L	0-5
5/28/73	Arlington, Texas +	L	2-4
2/15/80	Edinburg, Texas	W	9-3
2/15/80	Edinburg, Texas	L	0-2
2/16/80	Edinburg, Texas	L	1-3
2/16/80	Edinburg, Texas	L	0-5
2/17/80	Edinburg, Texas	W	4-2
2/17/80	Edinburg, Texas	L	2-3
3/6/04	Edinburg, Texas	L	1-4
3/7/04	Edinburg, Texas	L	4-11
5/11/04	Fayetteville, Ark.	W	13-2
2/19/06	Edinburg, Texas	W	13-2

## TEXAS-SAN ANTONIO

Overall Series Record: 10-3

Record in Fayetteville, Ark.: 4-1

Record in San Antonio, Texas: 6-2

DATE	SITE	W/L	SCORE
2/10/96	San Antonio, Texas	W	9-6
2/10/96	San Antonio, Texas	W	10-7
2/11/96	San Antonio, Texas	W	18-1
2/22/97	Fayetteville, Ark.	W	8-4
2/22/97	Fayetteville, Ark.	W	13-5
2/23/97	Fayetteville, Ark.	L	2-7
2/14/98	San Antonio, Texas	W	4-1
2/15/98	San Antonio, Texas	W	10-5
2/19/99	Fayetteville, Ark.	W	12-2
2/21/99	Fayetteville, Ark.	W	5-3
2/9/01	San Antonio, Texas	L	6-7
2/10/01	San Antonio, Texas	L	2-4
2/11/01	San Antonio, Texas	W	4-1

## TEXAS STATE

Overall Series Record: 1-0

Record in Fayetteville, Ark.: 1-0

DATE	SITE	W/L	SCORE
4/6/11	Fayetteville, Ark.	W	6-5

## TEXAS TECH

Overall Series Record: 43-14

Record in Fayetteville, Ark.: 21-6

Record in Lubbock, Texas: 20-7

Record at Neutral Sites: 2-1

DATE	SITE	W/L	SCORE
4/19/74	Fayetteville, Ark.	W	9-3
4/20/74	Fayetteville, Ark.	W	15-6
4/20/74	Fayetteville, Ark.	W	7-6
4/18/75	Lubbock, Texas	W	6-4
4/19/75	Lubbock, Texas	L	5-14
4/19/75	Lubbock, Texas	L	11-13
3/19/76	Fayetteville, Ark.	W	5-4
3/20/76	Fayetteville, Ark.	W	4-3
3/20/76	Fayetteville, Ark.	W	10-2
3/18/77	Lubbock, Texas	W	13-10
3/19/77	Lubbock, Texas	L	4-7
3/19/77	Lubbock, Texas	W	14-7
4/7/78	Fayetteville, Ark.	W	6-1
4/8/78	Fayetteville, Ark.	W	13-2
4/8/78	Fayetteville, Ark.	W	2-1
4/6/79	Lubbock, Texas	L	8-9
4/7/79	Lubbock, Texas	W	6-2
4/7/79	Lubbock, Texas	W	12-9
3/7/80	Fayetteville, Ark.	W	2-1
3/8/80	Fayetteville, Ark.	L	3-5
3/8/80	Fayetteville, Ark.	W	9-2
5/9/80	College Station, Texas!	W	6-5
4/24/81	Lubbock, Texas	W	13-4
4/25/81	Lubbock, Texas	W	8-5
4/25/81	Lubbock, Texas	L	5-7
4/23/82	Fayetteville, Ark.	W	7-6
4/24/82	Fayetteville, Ark.	L	3-4
4/24/82	Fayetteville, Ark.	L	8-11
4/16/83	Lubbock, Texas	W	7-1
4/16/83	Lubbock, Texas	W	8-7
4/17/83	Lubbock, Texas	L	9-10
4/20/84	Fayetteville, Ark.	L	6-8
4/21/84	Fayetteville, Ark.	L	8-9

4/21/84	Fayetteville, Ark.	W	9-7
4/12/85	Lubbock, Texas	W	14-4
4/13/85	Lubbock, Texas	W	14-11
4/13/85	Lubbock, Texas	W	22-5
4/11/86	Fayetteville, Ark.	W	20-3
4/12/86	Fayetteville, Ark.	W	9-4
4/12/86	Fayetteville, Ark.	W	8-3
4/3/87	Lubbock, Texas	W	2-0
4/4/87	Lubbock, Texas	W	8-6
4/4/87	Lubbock, Texas	W	9-0
4/8/88	Fayetteville, Ark.	W	7-6 (10)
4/9/88	Fayetteville, Ark.	L	8-11
4/9/88	Fayetteville, Ark.	W	5-4
3/31/89	Lubbock, Texas	W	12-0
4/1/89	Lubbock, Texas	W	3-2
4/1/89	Lubbock, Texas	W	6-5
3/30/90	Fayetteville, Ark.	W	6-5
3/31/90	Fayetteville, Ark.	W	7-6
3/31/90	Fayetteville, Ark.	W	12-4
4/5/91	Lubbock, Texas	L	1-4
4/6/91	Lubbock, Texas	W	18-10
4/6/91	Lubbock, Texas	W	6-2
5/28/95	Wichita, Kan. +	L	10-14
3/2/12	Houston, Texas	W	3-1

## TEXAS WESLEYAN

Overall Series Record: 6-1

Record in Fayetteville, Ark.: 6-1

DATE	SITE	W/L	SCORE
2/18/83	Fayetteville, Ark.	W	8-7
2/19/83	Fayetteville, Ark.	L	0-2
2/19/83	Fayetteville, Ark.	W	11-5
2/17/84	Fayetteville, Ark.	W	6-2
2/18/84	Fayetteville, Ark.	W	9-8
2/18/84	Fayetteville, Ark.	W	13-5
3/23/88	Fayetteville, Ark.	W	13-5

## TRINITY

Overall Series Record: 2-2

Record in San Antonio, Texas: 2-1

Record at Neutral Sites: 0-1

DATE	SITE	W/L	SCORE
4/1/67	San Antonio, Texas	W	11-9
3/30/68	San Antonio, Texas	L	7-19
3/29/71	San Antonio, Texas	W	3-2
5/27/73	Arlington, Texas +	L	0-6

## TROY

Overall Series Record: 5-1

Record in Fayetteville, Ark.: 3-0

Record in Troy, Ala.: 2-1

DATE	SITE	W/L	SCORE
2/9/07	Troy, Ala.	W	13-1
2/10/07	Troy, Ala.	L	8-13
2/11/07	Troy, Ala.	W	16-2
2/26/10	Fayetteville, Ark.	W	10-1
2/27/10	Fayetteville, Ark.	W	10-8
2/28/10	Fayetteville, Ark.	W	7-6

## TRUMAN STATE

Overall Series Record: 2-0

Record in Fayetteville, Ark.: 1-0

Record at Neutral Sites: 1-0

DATE	SITE	W/L	SCORE
1970	San Antonio, Texas	W	10-5
3/4/85	Fayetteville, Ark.	W	18-8

## TULANE

Overall Series Record: 1-1

Record in New Orleans, La.: 1-1

DATE	SITE	W/L	SCORE
2/24/86	New Orleans, La.	L	0-3
2/27/98	New Orleans, La.	W	9-0

## TULSA

Overall Series Record: 20-21

Record in Fayetteville, Ark.: 13-7

Record in Tulsa, Okla.: 7-14

DATE	SITE	W/L	SCORE
3/28/61	Tulsa, Okla.	W	9-6
3/28/61	Tulsa, Okla.	L	2-8
4/25/61	Fayetteville, Ark.	W	12-2
4/25/61	Fayetteville, Ark.	W	12-3
4/23/63	Fayetteville, Ark.	W	3-1
4/23/63	Fayetteville, Ark.	W	9-4
4/10/64	Fayetteville, Ark.	W	9-4
4/10/64	Fayetteville, Ark.	L	4-6
4/24/64	Tulsa, Okla.	W	18-9
4/24/64	Tulsa, Okla.	W	16-5
4/27/65	Tulsa, Okla.	L	4-5
4/27/65	Tulsa, Okla.	W	7-1
4/19/66	Tulsa, Okla.	L	6-12
4/19/66	Tulsa, Okla.	L	4-14
4/11/70	Tulsa, Okla.	L	7-8
3/3/71	Tulsa, Okla.	L	3-4
3/3/71	Tulsa, Okla.	L	2-18
1972	Fayetteville, Ark.	L	3-15
1972	Fayetteville, Ark.	L	3-4
3/30/72	Tulsa, Okla.	L	2-3
4/1/72	Tulsa, Okla.	L	0-3
4/2/72	Tulsa, Okla.	L	3-5
3/18/73	Tulsa, Okla.	L	0-10
4/24/73	Fayetteville, Ark.	W	2-0
4/24/73	Fayetteville, Ark.	L	2-7
3/15/76	Fayetteville, Ark.	W	1-0
3/15/76	Fayetteville, Ark.	W	1-0
3/15/77	Tulsa, Okla.	L	1-2
3/15/77	Tulsa, Okla.	L	4-6
4/19/77	Fayetteville, Ark.	L	3-6
4/19/77	Fayetteville, Ark.	L	1-6
2/25/78	Fayetteville, Ark.	W	9-4
2/25/78	Fayetteville, Ark.	L	0-10
4/25/78	Tulsa, Okla.	W	8-6
5/3/78	Tulsa, Okla.	L	2-3
3/6/79	Fayetteville, Ark.	W	4-1
3/6/79	Fayetteville, Ark.	W	8-1
2/23/80	Fayetteville, Ark.	W	10-0
2/23/80	Fayetteville, Ark.	W	12-0
4/15/80	Tulsa, Okla.	W	8-3
4/15/80	Tulsa, Okla.	W	17-6

## UCLA

Overall Series Record: 0-2

Record in Fayetteville, Ark.: 0-2

DATE	SITE	W/L	SCORE
4/6/99	Fayetteville, Ark.	L	3-6
4/7/99	Fayetteville, Ark.	L	4-5

## ULM

Overall Series Record: 7-7

Record in Fayetteville, Ark.: 2-1

Record in Monroe, La.: 5-5

Record at Neutral Sites: 0-1

DATE	SITE	W/L	SCORE
1960	Monroe, La.	W	11-8
4/20/62	Monroe, La.	L	2-3
4/21/62	Monroe, La.	W	5-4
4/23/62	Monroe, La.	W	10-7
4/23/62	Monroe, La.	W	6-1
4/1/64	Monroe, La.	L	0-1
4/2/64	Monroe, La.	L	5-7
4/20/65	Monroe, La.	L	10-11
4/20/65	Monroe, La.	L	1-2
2/9/97	Fayetteville, Ark.	W	10-6
2/13/99	Lafayette, La.	L	6-8
3/17/99	Monroe, La.	W	10-8
4/14/09	Fayetteville, Ark.	L	2-3
4/15/09	Fayetteville, Ark.	W	10-9 (10)

# GAME-BY-GAME SERIES RESULTS

## UNION

Overall Series Record: 1-3  
Record in Fayetteville, Ark.: 1-1  
Record in Jackson, Tenn.: 0-2

DATE	SITE	W/L	SCORE
5/15/71	Fayetteville, Ark.	W	5-2
5/15/71	Fayetteville, Ark.	L	2-6
4/22/72	Jackson, Tenn.	L	2-4
4/22/72	Jackson, Tenn.	L	2-6

## UNLV

Overall Series Record: 0-3  
Record in Las Vegas, Nev.: 0-3

DATE	SITE	W/L	SCORE
3/19/94	Las Vegas, Nev.	L	3-9
3/20/94	Las Vegas, Nev.	L	4-7 (11)
3/21/94	Las Vegas, Nev.	L	7-8

## UPPER IOWA

Overall Series Record: 2-1  
Record in Fayetteville, Ark.: 2-1

DATE	SITE	W/L	SCORE
4/5/69	Fayetteville, Ark.	L	5-12
4/5/69	Fayetteville, Ark.	W	7-4
4/5/69	Fayetteville, Ark.	W	4-1

## UTAH

Overall Series Record: 3-0  
Record in Fayetteville, Ark.: 3-0

DATE	SITE	W/L	SCORE
2/25/11	Fayetteville, Ark.	W	3-2
2/26/11	Fayetteville, Ark.	W	5-4
2/27/11	Fayetteville, Ark.	W	10-1

## UT MARTIN

Overall Series Record: 1-0  
Record in Fayetteville, Ark.: 1-0

DATE	SITE	W/L	SCORE
5/17/11	Fayetteville, Ark.	W	6-2

## VALPARAISO

Overall Series Record: 3-1  
Record in Fayetteville, Ark.: 3-1

DATE	SITE	W/L	SCORE
3/3/09	Fayetteville, Ark.	W	7-3
2/24/12	Fayetteville, Ark.	W	7-3
2/25/12	Fayetteville, Ark.	W	4-3
2/26/12	Fayetteville, Ark.	L	9-10 (10)

## VANDERBILT

Overall Series Record: 27-22  
Record in Fayetteville, Ark.: 14-9  
Record in Nashville, Tenn.: 13-8  
Record at Neutral Sites: 0-5

DATE	SITE	W/L	SCORE
5/8/70	Covington, Tenn.	L	6-9
4/1/94	Nashville, Tenn.	W	6-0
4/2/94	Nashville, Tenn.	W	12-7
4/3/94	Nashville, Tenn.	W	7-5
3/31/95	Fayetteville, Ark.	W	10-7
4/1/95	Fayetteville, Ark.	W	15-5
4/2/95	Fayetteville, Ark.	L	6-7 (10)
3/15/96	Fayetteville, Ark.	L	2-5
3/16/96	Fayetteville, Ark.	W	6-3
3/17/96	Fayetteville, Ark.	W	16-11
3/14/97	Nashville, Tenn.	W	13-4
3/15/97	Nashville, Tenn.	L	10-13 (12)
3/16/97	Nashville, Tenn.	W	18-5
3/13/98	Fayetteville, Ark.	W	5-3
3/14/98	Fayetteville, Ark.	W	10-4
3/15/98	Fayetteville, Ark.	L	4-9
4/16/99	Nashville, Tenn.	L	5-6
4/17/99	Nashville, Tenn.	W	5-2
4/18/99	Nashville, Tenn.	W	10-7
3/30/02	Nashville, Tenn.	L	3-4
4/11/03	Fayetteville, Ark.	L	4-6
4/12/03	Fayetteville, Ark.	W	17-7

4/13/03	Fayetteville, Ark.	W	8-5
4/16/04	Nashville, Tenn.	W	6-3
4/17/04	Nashville, Tenn.	W	9-4
4/18/04	Nashville, Tenn.	L	8-14
4/8/05	Fayetteville, Ark.	W	6-5
4/9/05	Fayetteville, Ark.	W	5-4 (10)
4/10/05	Fayetteville, Ark.	W	3-0
4/7/06	Nashville, Tenn.	L	1-7
4/8/06	Nashville, Tenn.	W	5-3
4/9/06	Nashville, Tenn.	W	4-3
3/23/07	Fayetteville, Ark.	W	8-7 (10)
3/24/07	Fayetteville, Ark.	L	3-6
3/25/07	Fayetteville, Ark.	W	8-3
5/27/07	Hoover, Ala.!	L	4-7
3/29/08	Nashville, Tenn.	L	5-6 (12)
3/30/08	Nashville, Tenn.	L	2-6
4/10/09	Fayetteville, Ark.	L	0-9
4/11/09	Fayetteville, Ark.	L	6-13
5/23/09	Hoover, Ala.!	L	1-11 (7)
5/20/10	Nashville, Tenn.	L	3-4
5/21/10	Nashville, Tenn.	W	4-3
5/22/10	Nashville, Tenn.	W	7-5
5/26/10	Hoover, Ala.!	L	0-2
3/25/11	Fayetteville, Ark.	W	2-1
3/26/11	Fayetteville, Ark.	L	1-4
3/27/11	Fayetteville, Ark.	L	1-2
5/28/11	Hoover, Ala.!	L	2-3

## VILLANOVA

Overall Series Record: 3-0  
Record in Fayetteville, Ark.: 3-0

DATE	SITE	W/L	SCORE
2/17/12	Fayetteville, Ark.	W	11-5
2/18/12	Fayetteville, Ark.	W	13-1
2/19/12	Fayetteville, Ark.	W	17-1

## VIRGINIA

Overall Series Record: 1-0  
Record at Neutral Sites: 1-0

DATE	SITE	W/L	SCORE
6/17/09	Omaha, Neb. +	W	4-3 (12)

## WASHINGTON

Overall Series Record: 0-1  
Record at Neutral Sites: 0-1

DATE	SITE	W/L	SCORE
2/28/06	Honolulu, Hawaii	L	2-5

## WASHINGTON STATE

Overall Series Record: 7-3  
Record in Fayetteville, Ark.: 5-2  
Record at Neutral Sites: 2-1

DATE	SITE	W/L	SCORE
3/15/87	Fayetteville, Ark.	L	5-11
3/13/92	Seattle, Wash.	L	4-8
2/18/00	Arlington, Texas	W	1-0
2/20/09	Fayetteville, Ark.	W	4-2
2/20/09	Fayetteville, Ark.	W	7-5 (10)
2/22/09	Fayetteville, Ark.	W	4-3
5/29/09	Norman, Okla. +	W	10-3
6/5/10	Fayetteville, Ark. +	W	6-4
6/6/10	Fayetteville, Ark. +	L	7-10
6/7/10	Fayetteville, Ark. +	W	7-2

## WESTERN ILLINOIS

Overall Series Record: 6-1  
Record in Fayetteville, Ark.: 6-1

DATE	SITE	W/L	SCORE
3/17/86	Fayetteville, Ark.	W	12-5
3/18/86	Fayetteville, Ark.	W	7-2
5/19/08	Fayetteville, Ark.	W	12-6
2/27/09	Fayetteville, Ark.	W	8-7 (10)
2/15/13	Fayetteville, Ark.	W	9-1
2/16/13	Fayetteville, Ark.	W	7-2
2/17/13	Fayetteville, Ark.	L	5-7

## WESTERN KENTUCKY

Overall Series Record: 2-0  
Record in Fayetteville, Ark.: 2-0

DATE	SITE	W/L	SCORE
3/14/87	Fayetteville, Ark.	W	8-3
3/15/87	Fayetteville, Ark.	W	5-2

## WESTERN MICHIGAN

Overall Series Record: 7-2  
Record in Fayetteville, Ark.: 2-0  
Record at Neutral Sites: 5-2

DATE	SITE	W/L	SCORE
2/28/81	Lakeland, Fla.	W	25-5
3/7/81	Lakeland, Fla.	W	15-11
2/26/84	Lakeland, Fla.	L	10-15
3/1/84	Lakeland, Fla.	W	13-8
3/2/84	Lakeland, Fla.	W	9-4
3/2/89	Lakeland, Fla.	L	2-6
3/4/89	Lakeland, Fla.	W	15-0
3/4/03	Fayetteville, Ark.	W	6-2
3/5/03	Fayetteville, Ark.	W	4-3

## WEST TEXAS STATE

Overall Series Record: 0-2  
Record at Neutral Sites: 0-2

DATE	SITE	W/L	SCORE
3/28/72	Tulsa, Okla.	L	4-5
4/1/72	Tulsa, Okla.	L	3-4

## WEST VIRGINIA

Overall Series Record: 1-0  
Record at Neutral Sites: 1-0

DATE	SITE	W/L	SCORE
5/22/87	Huntsville, Ala. +	W	7-2

## WICHITA STATE

Overall Series Record: 21-22  
Record in Fayetteville, Ark.: 13-2  
Record in Wichita, Kan.: 7-17  
Record at Neutral Sites: 1-3

DATE	SITE	W/L	SCORE
1960	Fayetteville, Ark.	W	7-6
1960	Fayetteville, Ark.	W	9-5
4/17/61	Wichita, Kan.	L	2-7
4/18/61	Wichita, Kan.	L	4-5
4/7/65	Wichita, Kan.	W	3-0
4/7/65	Wichita, Kan.	L	0-2
5/9/67	Wichita, Kan.	L	3-6
1979	Wichita, Kan.	L	6-7
1979	Wichita, Kan.	L	4-5
5/4/80	Wichita, Kan.	L	2-6
5/4/80	Wichita, Kan.	L	0-14
5/27/83	Stillwater, Okla. +	L	3-6
3/8/86	Fayetteville, Ark.	W	6-5 (10)
5/11/86	Wichita, Kan.	W	12-3
2/19/89	Fayetteville, Ark.	W	5-1
6/2/89	Omaha, Neb. +	L	1-3
6/6/89	Omaha, Neb. +	L	4-8
5/12/90	Wichita, Kan.	W	6-4
5/13/90	Wichita, Kan.	L	0-3
5/26/90	Wichita, Kan. +	L	6-7
5/11/91	Fayetteville, Ark.	W	10-1
5/12/91	Fayetteville, Ark.	W	6-5
4/7/92	Wichita, Kan.	W	5-4
4/8/92	Wichita, Kan.	L	4-22
3/30/93	Fayetteville, Ark.	W	4-3
4/5/93	Wichita, Kan.	L	1-9
4/5/95	Wichita, Kan.	L	1-5
3/13/96	Fayetteville, Ark.	W	5-0
4/29/97	Wichita, Kan.	L	7-9 (10)
4/28/98	Fayetteville, Ark.	W	16-5
5/22/98	Wichita, Kan. +	W	3-2 (11)
4/27/99	Wichita, Kan.	L	4-5 (14)
4/25/00	Wichita, Kan.	W	15-14
3/13/01	Wichita, Kan.	L	0-5
4/23/02	Fayetteville, Ark.	L	2-3
4/22/03	Wichita, Kan.	L	5-6 (10)
3/30/04	Fayetteville, Ark.	W	10-4
6/5/04	Fayetteville, Ark. +	L	1-4



# GAME-BY-GAME SERIES RESULTS

6/6/04	Fayetteville, Ark. +	W	11-9
6/6/04	Fayetteville, Ark. +	W	4-3
3/28/06	Wichita, Kan.	W	4-3 (11)
4/25/07	Fayetteville, Ark.	W	10-2
6/1/13	Manhattan, Kan. +	W	3-1

## WILLIAM CAREY

Overall Series Record: 0-1  
Record in Hattiesburg, Miss.: 0-1

DATE	SITE	W/L	SCORE
1969	Hattiesburg, Miss.	L	0-1

## WILLIAM JEWELL

Overall Series Record: 10-3  
Record in Fayetteville, Ark.: 10-3

DATE	SITE	W/L	SCORE
4/8/67	Fayetteville, Ark.	W	8-5
4/8/67	Fayetteville, Ark.	L	2-8
4/30/69	Fayetteville, Ark.	W	12-1
4/30/69	Fayetteville, Ark.	L	0-4
4/8/70	Fayetteville, Ark.	W	7-2
4/8/70	Fayetteville, Ark.	L	2-3
3/10/72	Fayetteville, Ark.	W	12-4
3/11/72	Fayetteville, Ark.	W	3-2
3/14/76	Fayetteville, Ark.	W	6-4
3/10/77	Fayetteville, Ark.	W	5-1
3/10/77	Fayetteville, Ark.	W	2-0
2/23/79	Fayetteville, Ark.	W	7-1
2/23/79	Fayetteville, Ark.	W	13-2

## WISCONSIN

Overall Series Record: 8-1  
Record in Fayetteville, Ark.: 7-1  
Record at Neutral Sites: 1-0

DATE	SITE	W/L	SCORE
3/25/67	San Antonio, Texas	W	5-3
3/15/80	Fayetteville, Ark.	W	9-0
3/15/80	Fayetteville, Ark.	W	3-0
3/16/80	Fayetteville, Ark.	W	9-0
3/16/80	Fayetteville, Ark.	W	9-0
3/9/90	Fayetteville, Ark.	W	8-1
3/9/90	Fayetteville, Ark.	L	4-6
3/10/90	Fayetteville, Ark.	W	9-0
3/10/90	Fayetteville, Ark.	W	16-2

## WISCONSIN-MILWAUKEE

Overall Series Record: 9-0  
Record in Fayetteville, Ark.: 9-0

DATE	SITE	W/L	SCORE
2/18/07	Fayetteville, Ark.	W	8-3
2/18/07	Fayetteville, Ark.	W	28-2
2/19/07	Fayetteville, Ark.	W	8-1
3/12/10	Fayetteville, Ark.	W	14-6
3/13/10	Fayetteville, Ark.	W	7-0
3/14/10	Fayetteville, Ark.	W	3-2 (10)
3/4/11	Fayetteville, Ark.	W	15-6
3/5/11	Fayetteville, Ark.	W	13-9
3/6/11	Fayetteville, Ark.	W	7-3

## WISCONSIN-OSH KOSH

Overall Series Record: 9-1  
Record in Fayetteville, Ark.: 9-1

DATE	SITE	W/L	SCORE
3/19/86	Fayetteville, Ark.	W	14-3
3/19/86	Fayetteville, Ark.	W	4-3
3/16/88	Fayetteville, Ark.	W	16-3
3/14/89	Fayetteville, Ark.	W	13-4

3/15/89	Fayetteville, Ark.	W	9-4
3/19/90	Fayetteville, Ark.	W	7-5
3/20/90	Fayetteville, Ark.	W	13-2
3/18/91	Fayetteville, Ark.	W	3-0
3/18/92	Fayetteville, Ark.	L	2-3
3/15/95	Fayetteville, Ark.	W	7-4

## WRIGHT STATE

Overall Series Record: 3-0  
Record in Fayetteville, Ark.: 3-0

DATE	SITE	W/L	SCORE
2/22/08	Fayetteville, Ark.	W	9-4
2/23/08	Fayetteville, Ark.	W	5-4
2/24/08	Fayetteville, Ark.	W	7-3

## YANKTON

Overall Series Record: 5-0  
Record in Fayetteville, Ark.: 5-0

DATE	SITE	W/L	SCORE
1968	Fayetteville, Ark.	W	4-3
1968	Fayetteville, Ark.	W	7-2
1968	Fayetteville, Ark.	W	4-3
4/8/69	Fayetteville, Ark.	W	5-2
4/8/69	Fayetteville, Ark.	W	6-1

! - Conference Tournament Game  
+ - NCAA Tournament Game  
Records since the 1960 season



# ALL-TIME RESULTS

1960 (14-9) Bill Ferrell				
Date	Result	Opponent	Location	
	W, 7-6	Wichita State	Fayetteville	
	W, 9-5	Wichita State	Fayetteville	
3/28	W, 11-6	Kansas	Fayetteville	
3/29	W, 18-0	Kansas	Fayetteville	
	W, 19-11	Emporia State	Fayetteville	
	W, 11-4	Emporia State	Fayetteville	
	L, 8-21	Missouri	Fayetteville	
	W, 9-8	Missouri	Fayetteville	
	W, 10-4	Buena Vista	Fayetteville	
	L, 1-3	Buena Vista	Fayetteville	
	W, 17-2	Colorado	Fayetteville	
	W, 8-2	Colorado	Fayetteville	
4/14	W, 8-0	Baylor	Monroe, La.	
	L, 1-5	LSU	Fayetteville	
	W, 4-3	Northwestern St.	Natchitoches, La.	
	L, 2-3	Mississippi State	Fayetteville	
	W, 11-8	Louisiana-Monroe	Monroe, La.	
	L, 6-11	Loyola (La.)	New Orleans, La.	
	L, 5-9	Loyola (La.)	New Orleans, La.	
	W, 11-5	LSU	Baton Rouge, La.	
	L, 5-12	Louisiana College	Pineville, La.	
	L, 12-13	Centenary	Shreveport, La.	
	L, 2-3	Centenary	Shreveport, La.	

1961 (9-8) Bill Ferrell				
Date	Result	Opponent	Location	
3/27	L, 6-10	Buena Vista	Fayetteville	
3/28	W, 9-6	Tulsa	Tulsa, Okla.	
3/28	L, 2-8	Tulsa	Tulsa, Okla.	
3/29	W, 2-0	Buena Vista	Fayetteville	
4/3	W, 7-4	TCU	Fort Worth, Texas	
4/4	L, 1-7	SMU	Dallas, Texas	
4/5	W, 11-7	SMU	Dallas, Texas	
4/6	L, 2-16	Baylor	Waco, Texas	
4/6	L, 1-5	Baylor	Waco, Texas	
4/7	W, 9-2	Oklahoma City	Oklahoma City, Okla.	
4/14	W, 10-2	Centenary	Fayetteville	
4/17	L, 2-7	Wichita State	Wichita, Kan.	
4/18	L, 4-5	Wichita State	Wichita, Kan.	
4/19	L, 2-4	Emporia State	Emporia, Kan.	
4/20	W, 15-10	Emporia State	Chanute, Kan.	
4/25	W, 12-2	Tulsa	Fayetteville	
4/25	W, 12-3	Tulsa	Fayetteville	

1962 (13-7) Bill Ferrell				
Date	Result	Opponent	Location	
3/26	L, 4-8	Buena Vista	Fayetteville	
3/27	L, 7-8	Buena Vista	Fayetteville	
3/28	W, 5-4	Buena Vista	Fayetteville	
4/3	L, 7-15	Missouri	Columbia, Mo.	
4/4	L, 4-10	Missouri	Columbia, Mo.	
4/7	W, 5-1	Pittsburg State	Fayetteville	
4/7	W, 11-3	Pittsburg State	Fayetteville	
4/13	W, 6-2	Emporia State	Fayetteville	
4/14	W, 12-3	Emporia State	Fayetteville	
4/19	L, 0-5	Baylor	Monroe, La.	
4/20	L, 2-3	Louisiana-Monroe	Monroe, La.	
4/20	W, 13-8	Northwestern State	Monroe, La.	
4/21	W, 5-4	Louisiana-Monroe	Monroe, La.	
4/21	W, 8-4	Northwestern State	Monroe, La.	
4/23	W, 10-7	Louisiana-Monroe	Monroe, La.	
4/23	W, 6-1	Louisiana-Monroe	Monroe, La.	
4/25	L, 2-4	Northwestern St.	Natchitoches, La.	
4/26	W, 2-1	Northwestern St.	Natchitoches, La.	
4/27	W, 6-2	Centenary	Shreveport, La.	
4/28	W, 7-2	Centenary	Shreveport, La.	


1963 (13-10) Bill Ferrell				
Date	Result	Opponent	Location	
3/25	W, 9-1	Buena Vista	Fayetteville	
3/25	W, 8-7	Buena Vista	Fayetteville	
3/26	W, 11-10	Buena Vista	Fayetteville	
3/30	L, 6-10	Missouri	Fayetteville	
3/30	W, 6-5	Missouri	Fayetteville	
4/1	W, 15-7	Kansas	Lawrence, Kan.	
4/2	L, 1-9	Kansas	Lawrence, Kan.	
4/3	W, 12-8	Emporia State	Emporia, Kan.	
4/3	L, 2-18	Emporia State	Emporia, Kan.	
4/8	L, 6-7	Centenary	Fayetteville	
4/9	W, 3-2	Centenary	Fayetteville	
4/12	L, 4-5	Southern Miss	Hattiesburg, Miss.	
4/13	L, 0-4	Southern Miss	Hattiesburg, Miss.	
4/15	L, 5-10	LSU	Baton Rouge, La.	

4/16	L, 2-10	LSU	Baton Rouge, La.
4/17	W, 7-3	Mississippi College	Clinton, Miss.
4/18	L, 0-3	Mississippi College	Clinton, Miss.
4/19	W, 5-2	Delta State	Cleveland, Miss.
4/20	L, 2-10	Delta State	Cleveland, Miss.
4/23	W, 3-1	Tulsa	Fayetteville
4/23	W, 9-4	Tulsa	Fayetteville
4/30	W, 9-4	Pittsburg State	Pittsburg, Kan.
4/30	W, 2-1	Pittsburg State	Pittsburg, Kan.

1964 (8-10) Bill Ferrell				
Date	Result	Opponent	Location	
3/23	L, 5-6	Buena Vista	Fayetteville	
3/24	L, 13-16	Buena Vista	Fayetteville	
3/27	L, 3-5	Memphis	Little Rock, Ark.	
3/28	L, 6-13	Memphis	Little Rock, Ark.	
3/30	L, 0-6	Memphis	Memphis, Tenn.	
3/31	W, 4-0	Memphis	Memphis, Tenn.	
4/1	L, 0-1	Louisiana-Monroe	Monroe, La.	
4/2	L, 5-7	Louisiana-Monroe	Monroe, La.	
4/3	W, 8-4	Centenary	Shreveport, La.	
4/4	L, 7-8	Centenary	Shreveport, La.	
4/10	W, 9-4	Tulsa	Fayetteville	
4/10	L, 4-6	Tulsa	Fayetteville	
4/13	W, 8-3	Emporia State	Fayetteville	
4/13	L, 6-10	Emporia State	Fayetteville	
4/24	W, 18-9	Tulsa	Tulsa, Okla.	
4/24	W, 16-5	Tulsa	Tulsa, Okla.	
4/29	W, 7-5	Central Missouri State	Fayetteville	
4/29	W, 10-9	Central Missouri State	Fayetteville	

1965 (3-14) Bill Ferrell				
Date	Result	Opponent	Location	
4/6	L, 4-8	Emporia State	Emporia, Kan.	
4/7	W, 3-0	Wichita State	Wichita, Kan.	
4/7	L, 0-2	Wichita State	Wichita, Kan.	
4/10	L, 7-10	Centenary	Fayetteville	
4/10	L, 4-8	Centenary	Fayetteville	
4/13	L, 7-9	Omaha	Fayetteville	
4/13	L, 3-6	Omaha	Fayetteville	
4/16	L, 1-4	Southern Miss	Hattiesburg, Miss.	
4/17	L, 9-15	Southern Miss	Hattiesburg, Miss.	
4/20	L, 10-11	Louisiana-Monroe	Monroe, La.	
4/20	L, 1-2	Louisiana-Monroe	Monroe, La.	
4/21	L, 1-5	Delta State	Cleveland, Miss.	
4/22	L, 7-12	Delta State	Cleveland, Miss.	
4/23	L, 4-6	Memphis	Fayetteville	
4/23	W, 4-2	Memphis	Fayetteville	
4/27	L, 4-5	Tulsa	Tulsa, Okla.	
4/27	W, 7-1	Tulsa	Tulsa, Okla.	

1966 (4-16) Wayne Robbins				
Date	Result	Opponent	Location	
3/21	L, 7-13	Baylor	Waco, Texas	
3/22	L, 3-9	TCU	Fort Worth, Texas	
3/26	W, 7-5	SMS	Fayetteville	
3/31	L, 0-3	Buena Vista	Fayetteville	
4/1	W, 16-13	Buena Vista	Fayetteville	
4/4	L, 3-12	Kansas State	Fayetteville	
4/4	L, 2-6	Kansas State	Fayetteville	
4/9	L, 8-9	Memphis	Memphis, Tenn.	
4/9	L, 1-6	Memphis	Memphis, Tenn.	
4/11	L, 3-9	Mississippi State	Starkville, Miss.	
4/12	L, 0-18	Mississippi State	Starkville, Miss.	
4/13	L, 0-13	Southern Miss	Hattiesburg, Miss.	
4/14	L, 0-19	Southern Miss	Hattiesburg, Miss.	
4/16	W, 4-2	Centenary	Shreveport, La.	



Bill 'Groundhog' Ferrell coached Arkansas from 1950-65 and compiled a 139-149 record.

4/16	W, 3-2	Centenary	Shreveport, La.
4/19	L, 6-12	Tulsa	Tulsa, Okla.
4/19	L, 4-14	Tulsa	Tulsa, Okla.
5/5	L, 0-7	Southern Illinois	Fayetteville

1967 (15-14) Wayne Robbins				
Date	Result	Opponent	Location	
3/21	W, 6-1	Buena Vista	Fayetteville	
3/21	W, 4-3	Buena Vista	Fayetteville	
3/22	L, 3-6	Buena Vista	Fayetteville	
3/25	W, 5-3	Wisconsin	San Antonio, Texas	
3/27	L, 1-2	Texas Lutheran	San Antonio, Texas	
3/28	L, 3-13	Indiana	San Antonio, Texas	
3/28	L, 0-4	Texas-Pan American	San Antonio, Texas	
3/29	L, 4-10	Texas-Pan American	San Antonio, Texas	
3/29	L, 1-2	Texas-Pan American	San Antonio, Texas	
3/31	W, 8-6	St. Edwards	San Antonio, Texas	
4/1	W, 11-9	Trinity	San Antonio, Texas	
4/4	W, 4-1	SMU	Fayetteville	
4/4	W, 7-7	SMU	Fayetteville	
4/8	W, 8-5	William Jewell	Fayetteville	
4/8	L, 2-8	William Jewell	Fayetteville	
4/15	L, 1-8	Memphis	Memphis, Tenn.	
4/15	W, 4-0	Memphis	Memphis, Tenn.	
4/17	W, 12-9	Delta State	Cleveland, Miss.	
	W, 8-1	Pittsburg State	Fayetteville	
	W, 6-2	Pittsburg State	Fayetteville	
4/22	L, 5-6	SMS	Springfield, Mo.	
4/22	L, 3-4	SMS	Springfield, Mo.	
4/29	W, 2-1	Oklahoma Baptist	Fayetteville	
4/29	W, 6-0	Oklahoma Baptist	Fayetteville	
5/8	L, 2-13	Kansas State	Manhattan, Kan.	
5/8	L, 2-3	Kansas State	Manhattan, Kan.	
5/9	L, 3-6	Wichita State	Wichita, Kan.	
	W, 8-5	Emporia State	Emporia, Kan.	
	L, 4-5	Emporia State	Emporia, Kan.	

1968 (13-11) Wayne Robbins			
Date	Result	Opponent	Location
3/23	L, 0-4	East Texas Baptist	Marshall, Texas
3/23	L, 1-2	East Texas Baptist	Marshall, Texas
3/25	W, 3-2	St. Mary's (Texas)	San Antonio, Texas
3/26	L, 0-1	Air Force	San Antonio, Texas
3/27	L, 4-8	Missouri	San Antonio, Texas
3/28	L, 2-7	Texas-Pan American	Edinburg, Texas
3/29	L, 5-10	Texas-Pan American	Edinburg, Texas
3/30	L, 7-19	Trinity	San Antonio, Texas
4/5	L, 12-13	Morningside	Fayetteville
4/6	W, 29-4	Morningside	Fayetteville
	W, 4-3	Yankton	Fayetteville
	W, 7-2	Yankton	Fayetteville
4/9	W, 12-3	Oklahoma City	Fayetteville
	W, 4-3	Yankton	Fayetteville
4/12	L, 11-19	Mississippi State	Starkville, Miss.
4/15	L, 4-7	Memphis	Fayetteville
4/15	W, 13-7	Memphis	Fayetteville
4/22	L, 0-12	Oklahoma Baptist	Fayetteville
4/22	W, 4-3	Oklahoma Baptist	Fayetteville
4/27	W, 8-4	Pittsburg State	Pittsburg, Kan.
4/27	W, 3-0	Pittsburg State	Pittsburg, Kan.
	W, 12-9	SMS	Springfield, Mo.
	W, 3-1	Evangel	Fayetteville
	W, 21-1	Evangel	Fayetteville

3/27	W, 4-2	Belhaven	Jackson, Miss.
	L, 0-1	William Carey	Hattiesburg, Miss.
4/1	W, 16-4	Buena Vista	Fayetteville
4/1	W, 14-1	Buena Vista	Fayetteville
4/5	L, 5-12	Upper Iowa	Fayetteville
4/5	W, 7-4	Upper Iowa	Fayetteville
4/5	W, 4-1	Upper Iowa	Fayetteville
4/8	W, 5-2	Yankton	Fayetteville
4/8	W, 6-1	Yankton	Fayetteville
4/12	L, 0-6	Memphis	Memphis, Tenn.
4/12	W, 10-3	Memphis	Memphis, Tenn.
4/18	W, 5-2	Oklahoma Baptist	Shawnee, Okla.
4/19	W, 2-0	Oklahoma City	Oklahoma City, Okla.
4/21	L, 13-14	TCU	Fort Worth, Texas
4/22	L, 3-8	SMU	Dallas, Texas
4/26	W, 10-6	Kansas State	Fayetteville
4/26	L, 4-6	Kansas State	Fayetteville
4/30	W, 12-1	William Jewell	Fayetteville
4/30	L, 0-4	William Jewell	Fayetteville
5/3	W, 3-0	Evangel	Springfield, Mo.
5/3	W, 18-0	Evangel	Springfield, Mo.
5/6	W, 3-2	SMS	Fayetteville
5/6	L, 0-2	SMS	Fayetteville

## 1970 (19-13)

Date	Result	Opponent	Location
	W, 8-1	St. Mary's (Tx)	San Antonio, Texas
3/23	L, 6-8	Texas-Pan American	Edinburg, Texas
	L, 7-8	St. Edwards	Austin, Texas
	W, 10-5	NE Missouri St	San Antonio, Texas
3/25	L, 5-11	Texas Lutheran	Sequin, Texas
3/26	L, 0-1	St. Mary's (Tx)	San Antonio, Texas
3/28	L, 1-10	Minnesota	San Antonio, Texas
3/28	W, 8-7	Minnesota	San Antonio, Texas
3/28	W, 4-3	Texas-Pan American	Edinburg, Texas
4/4	W, 5-0	Nebraska-Kearney	Fayetteville
4/4	L, 0-4	Nebraska-Kearney	Fayetteville
4/8	W, 7-2	William Jewell	Fayetteville

4/8	L, 2-3	William Jewell	Fayetteville
4/11	L, 7-8	Tulsa	Tulsa, Okla.
4/13	W, 9-6	Oklahoma Baptist	Fayetteville
4/13	L, 4-9	Oklahoma Baptist	Fayetteville
4/15	W, 5-3	Oklahoma State	Fayetteville
4/15	W, 3-1	Oklahoma State	Fayetteville
4/18	W, 6-4	SMS	Springfield, Mo.
4/21	W, 9-4	Oklahoma City	Fayetteville
4/21	W, 9-3	Oklahoma City	Fayetteville
4/29	W, 7-0	Oral Roberts	Fayetteville
4/29	W, 8-0	Oral Roberts	Fayetteville
5/2	W, 7-6	Memphis	Memphis, Tenn.
5/2	W, 7-3	Memphis	Memphis, Tenn.
5/4	L, 0-6	Mississippi State	Starkville, Miss.
5/4	L, 0-1	Mississippi State	Starkville, Miss.
5/8	L, 6-9	Vanderbilt	Covington, Tenn.
5/11	L, 1-2	Oklahoma	Fayetteville
5/11	W, 5-2	Oklahoma	Fayetteville
5/12	W, 10-0	Evangel	Springfield, Mo.
5/12	W, 6-0	Evangel	Springfield, Mo.

## 1971 (23-18)

Date	Result	Opponent	Location
3/3	L, 3-4	Tulsa	Tulsa, Okla.
3/3	L, 2-18	Tulsa	Tulsa, Okla.
3/17	W, 6-2	Drake	Fayetteville
3/17	L, 6-7	Drake	Fayetteville
3/20	W, 13-3	Oklahoma Baptist	Shawnee, Okla.
3/20	L, 2-4	Oklahoma Baptist	Shawnee, Okla.
	W, 5-1	St. Cloud State	Fayetteville
3/25	W, 7-8	Buena Vista	Fayetteville
3/25	W, 3-2	Buena Vista	Fayetteville
3/29	W, 3-2	Trinity	San Antonio, Texas
3/29	L, 2-4	St. Mary's (Tx)	San Antonio, Texas
3/31	W, 6-1	Texas Lutheran	Sequin, Texas
4/1	L, 0-10	Texas-Pan American	Edinburg, Texas
4/1	L, 0-5	Texas-Pan American	Edinburg, Texas
4/2	L, 2-5	Rice	Edinburg, Texas

4/3	L, 3-4	Rice	Edinburg, Texas
4/6	W, 4-3	Abilene Christian	Fayetteville
4/6	W, 11-1	Abilene Christian	Fayetteville
	W, 8-1	Carthage	Fayetteville
	T, 2-2	Carthage	Fayetteville
4/13	W, 6-2	SMS	Fayetteville
4/13	L, 2-3	SMS	Fayetteville
4/17	W, 6-0	Pittsburg State	Fayetteville
4/17	W, 11-1	Pittsburg State	Fayetteville
4/19	W, 11-0	Oklahoma City	Oklahoma City, Okla.
4/19	W, 13-1	Oklahoma City	Oklahoma City, Okla.
4/21	L, 4-6	Oklahoma State	Stillwater, Okla.
4/21	L, 4-7	Oklahoma State	Stillwater, Okla.
4/24	W, 6-5	Memphis	Fayetteville
4/24	W, 4-3	Memphis	Fayetteville
4/27	W, 6-1	Oral Roberts	Tulsa, Okla.
4/27	L, 4-6	Oral Roberts	Tulsa, Okla.
5/4	W, 12-11	Oral Roberts	Fayetteville
5/4	L, 2-5	Oral Roberts	Fayetteville
5/5	W, 12-1	Evangel	Springfield, Mo.
5/5	W, 13-0	Evangel	Springfield, Mo.
5/7	L, 4-6	Creighton	Omaha, Neb.
5/7	W, 2-0	Creighton	Omaha, Neb.
5/8	L, 2-3	Creighton	Omaha, Neb.
5/8	L, 1-2	Creighton	Omaha, Neb.
5/15	W, 5-2	Union	Fayetteville
5/15	L, 2-6	Union	Fayetteville

## 1972 (16-16)

Date	Result	Opponent	Location
3/8	W, 8-2	Lincoln	Fayetteville
3/8	W, 10-0	Lincoln	Fayetteville
3/10	W, 12-4	William Jewell	Fayetteville
3/11	W, 3-2	William Jewell	Fayetteville
	L, 3-15	Tulsa	Fayetteville
	L, 3-4	Tulsa	Fayetteville
	L, 4-5	Northeastern (Okla.) St	Fayetteville
	W, 2-0	Northeastern (Okla.) St	Fayetteville
3/18	W, 9-4	Drake	Fayetteville
3/18	W, 4-2	Drake	Fayetteville
3/20	W, 9-6	St. Cloud State	Fayetteville
3/22	W, 9-6	Missouri	Columbia, Mo.
3/22	L, 1-3	Missouri	Columbia, Mo.
3/25	L, 4-8	Oral Roberts	Tulsa, Okla.
3/25	W, 2-1	Oral Roberts	Tulsa, Okla.
3/28	L, 4-5	West Texas State	Tulsa, Okla.
3/30	L, 2-3	Tulsa	Tulsa, Okla.
3/31	W, 1-0	Buena Vista	Tulsa, Okla.
4/1	L, 0-3	Tulsa	Tulsa, Okla.
4/1	L, 3-4	West Texas State	Tulsa, Okla.
4/2	L, 3-5	Tulsa	Tulsa, Okla.
4/6	L, 2-6	Southwestern (Okla.) St	Fayetteville
4/7	W, 8-5	Missouri Western	Fayetteville
4/7	W, 4-3	Missouri Western	Fayetteville
4/11	W, 5-0	Pittsburg State	Fayetteville
4/11	W, 9-0	Pittsburg State	Fayetteville
4/18	L, 2-7	SMS	Springfield, Mo.
4/18	W, 8-7	SMS	Springfield, Mo.
4/22	L, 2-4	Union	Jackson, Tenn.
4/22	L, 2-6	Union	Jackson, Tenn.
5/2	L, 2-3	Oklahoma	Norman, Okla.
5/2	L, 3-4	Oklahoma	Norman, Okla.

## 1973 (23-7)

Date	Result	Opponent	Location
	W, 3-1	SMU	Dallas, Texas
	W, 4-3	SMU	Dallas, Texas
3/14	W, 9-7	Kansas State	Fayetteville
3/14	W, 8-2	Kansas State	Fayetteville
3/17	W, 6-5	Notre Dame	Las Cruces, N.M.
3/17	W, 8-4	New Mexico State	Las Cruces, N.M.
3/18	L, 0-10	Tulsa	Tulsa, Okla.
3/19	T, 17-17	St. Cloud State	Fayetteville
3/22	W, 11-10	Drake	Fayetteville
3/22	W, 3-2	Drake	Fayetteville
3/27	W, 4-0	St. Olaf	Fayetteville
	W, 6-1	Oklahoma City	Oklahoma City, Okla.
	W, 10-0	Oklahoma City	Oklahoma City, Okla.
	W, 7-5	SMS	Fayetteville
	W, 13-4	SMS	Fayetteville
4/14	W, 1-0	Memphis	Fayetteville
4/14	L, 0-3	Memphis	Fayetteville
	W, 5-4	Evangel	Fayetteville
	W, 11-0	Evangel	Fayetteville
	W, 5-4	Oral Roberts	Tulsa, Okla.
	L, 0-2	Oral Roberts	Tulsa, Okla.
4/21	W, 8-2	Oklahoma City	Fayetteville

4/21	W, 3-2	Oklahoma City	Fayetteville
4/24	W, 2-0	Tulsa	Fayetteville
4/24	L, 2-7	Tulsa	Fayetteville
4/27	W, 5-1	Creighton	Omaha, Neb.
4/27	W, 11-2	Creighton	Omaha, Neb.
4/28	W, 3-1	Creighton	Omaha, Neb.
4/28	L, 2-6	Creighton	Omaha, Neb.
5/27	L, 0-6	Trinity+	Arlington, Texas
5/28	L, 2-4	Texas-Pan Am+	Arlington, Texas

## 1974 (22-21; 9-15 7th SWC)

Date	Result	Opponent	Location
3/2	W, 8-4	Northeastern (Okla.) St	Fayetteville
3/2	W, 4-1	Northeastern (Okla.) St	Fayetteville
3/5	W, 4-0	Missouri Western	Fayetteville
3/5	W, 5-2	Missouri Western	Fayetteville
3/6	L, 1-12	Creighton	Fayetteville
3/6	W, 12-4	Creighton	Fayetteville
3/8	L, 6-7	Baylor*	Waco, Texas
3/9	L, 2-7	Baylor*	Waco, Texas
3/9	L, 0-9	Baylor*	Waco, Texas
3/12	L, 1-2	Kansas State	Fayetteville
3/12	L, 1-2	Kansas State	Fayetteville
3/15	W, 4-2	SMU*	Fayetteville
3/16	W, 11-3	SMU*	Fayetteville
3/16	W, 6-2	SMU*	Fayetteville
3/18	W, 4-2	Mankato State	Fayetteville
3/18	L, 3-9	Mankato State	Fayetteville
3/22	L, 2-5	Texas A&M*	College Station, Texas
3/23	L, 1-15	Texas A&M*	College Station, Texas
3/23	L, 0-15	Texas A&M*	College Station, Texas
3/25	W, 5-4	Lamar	Fayetteville
3/27	W, 1-0	Oral Roberts	Tulsa, Okla.
3/27	L, 0-1	Oral Roberts	Tulsa, Okla.
3/29	L, 4-19	Texas*	Fayetteville
3/30	L, 2-3	Texas*	Fayetteville
3/30	W, 8-5	Texas*	Fayetteville
4/2	L, 4-5	Oklahoma City	Oklahoma City, Okla.
4/2	W, 9-0	Oklahoma City	Oklahoma City, Okla.
4/6	L, 5-6	Rice*	Fayetteville
4/6	W, 6-3	Rice*	Fayetteville
4/6	W, 9-7	Rice*	Fayetteville
4/9	W, 9-5	SMS	Springfield, Mo.
4/9	W, 10-8	SMS	Springfield, Mo.
4/12	L, 2-8	TCU*	Fort Worth, Texas
4/13	L, 5-6	TCU*	Fort Worth, Texas
4/13	L, 3-5	TCU*	Fort Worth, Texas
4/15	W, 6-4	Evangel	Springfield, Mo.
4/15	W, 5-3	Evangel	Springfield, Mo.
4/19	W, 9-3	Texas Tech*	Fayetteville
4/20	W, 15-6	Texas Tech*	Fayetteville
4/20	W, 7-6	Texas Tech*	Fayetteville
4/27	L, 0-8	Houston*	Houston, Texas
4/27	L, 5-6	Houston*	Houston, Texas
4/27	L, 3-8	Houston*	Houston, Texas

\* - SWC Game

## 1975 (20-22; 8-14 7th SWC)

Date	Result	Opponent	Location
3/1	L, 0-3	Kansas State	Fayetteville
3/1	W, 6-1	Kansas State	Fayetteville
3/2	L, 4-5	Kansas State	Fayetteville
3/2	W, 11-1	Kansas State	Fayetteville
3/4	W, 7-6	Northeastern (Okla.) St	Fayetteville
3/4	W, 8-6	Northeastern (Okla.) St	Fayetteville
3/7	L, 2-11	Baylor*	Fayetteville
3/8	W, 5-4	Baylor*	Fayetteville
3/8	W, 7-4	Baylor*	Fayetteville
	W, 4-1	SMU*	Dallas, Texas
3/17	W, 3-2	Baker	Fayetteville
3/17	L, 0-2	Baker	Fayetteville
3/21	W, 4-1	Texas A&M*	Fayetteville
3/22	L, 2-3	Texas A&M*	Fayetteville
3/22	L, 0-5	Texas A&M*	Fayetteville
3/24	W, 15-6	Nebraska	Fayetteville
3/24	W, 10-4	Nebraska	Fayetteville
3/25	L, 4-5	Nebraska	Fayetteville
3/25	W, 4-2	Nebraska	Fayetteville
3/29	L, 1-6	Texas*	Austin, Texas
3/29	L, 1-5	Texas*	Austin, Texas
3/29	L, 2-3	Texas*	Austin, Texas
3/3	W, 9-2	Northeastern (Okla.) St	Fayetteville
3/3	W, 4-0	Northeastern (Okla.) St	Fayetteville
4/4	W, 5-0	Rice*	Houston, Texas
4/5	L, 1-5	Rice*	Houston, Texas
4/5	L, 0-9	Rice*	Houston, Texas



Arkansas' legendary skipper Norm DeBrynn took over the Razorback program in 1970 and built it into a national power over his 33 years at the helm. He won a school-record 1,161 games and three conference titles.

4/8	L, 7-8	Southwestern (Okla.) St	Fayetteville
4/8	L, 4-9	Southwestern (Okla.) St	Fayetteville
4/11	L, 8-7	TCU*	Fort Worth, Texas
4/12	L, 1-13	TCU*	Fort Worth, Texas
4/12	L, 2-4	TCU*	Fort Worth, Texas
4/15	W, 5-1	Oral Roberts	Fayetteville
4/15	W, 4-2	Oral Roberts	Fayetteville
4/18	W, 6-4	Texas Tech*	Lubbock, Texas
4/19	L, 5-14	Texas Tech*	Lubbock, Texas
4/19	L, 11-13	Texas Tech*	Lubbock, Texas
4/21	L, 0-6	American Christian	Fayetteville
4/21	L, 1-2	American Christian	Fayetteville
4/25	W, 1-1	Houston*	Houston, Texas
4/26	W, 3-0	Houston*	Houston, Texas
4/26	L, 3-10	Houston*	Houston, Texas

\* - SWC Game

**1976 (31-15-1; 12-12 5th SWC)**

Norm DeBrynn			
Date	Result	Opponent	Location
2/28	W, 2-0	Northeastern (Okla.) St	Fayetteville
2/28	W, 7-6	Northeastern (Okla.) St	Fayetteville
3/25	L, 4-9	Houston*	Houston, Texas
3/6	L, 0-1	Houston*	Houston, Texas
3/6	L, 2-3	Houston*	Houston, Texas
3/10	W, 11-0	Baker	Fayetteville
3/11	W, 9-7	Baker	Fayetteville
3/12	W, 7-0	Missouri Southern	Fayetteville
3/12	T, 0-0 (12)	Missouri Southern\$	Fayetteville
3/13	W, 9-1	Southwest Baptist	Fayetteville
3/13	W, 6-1	Southwest Baptist	Fayetteville
3/14	W, 6-4	William Jewell	Fayetteville
3/15	W, 1-0	Tulsa	Fayetteville
3/15	W, 1-0	Tulsa	Fayetteville
3/19	W, 5-4	Texas Tech*	Fayetteville
3/20	W, 4-3	Texas Tech*	Fayetteville
3/20	W, 10-2	Texas Tech*	Fayetteville
3/22	W, 6-5	Luther	Fayetteville
3/22	W, 13-3	Luther	Fayetteville
3/23	W, 2-0	Mankato State	Fayetteville
3/23	W, 2-0	Mankato State	Fayetteville
3/26	W, 17-2	SMU*	Dallas, Texas
3/27	W, 10-1	SMU*	Dallas, Texas
3/27	W, 2-1	SMU*	Dallas, Texas
3/29	L, 2-5	Illinois-Edwardsville	Fayetteville
3/29	W, 7-3	Illinois-Edwardsville	Fayetteville
3/30	W, 6-5	Oral Roberts	Tulsa, Okla.
3/30	L, 3-6	Oral Roberts	Tulsa, Okla.
4/2	W, 7-5	TCU*	Fayetteville
4/3	L, 5-6	TCU*	Fayetteville
4/3	W, 7-6	TCU*	Fayetteville
4/6	W, 11-3	SMS	Fayetteville
4/6	W, 8-5	SMS	Fayetteville
4/9	L, 0-5	Baylor*	Waco, Texas
4/10	L, 0-2	Baylor*	Waco, Texas
4/10	L, 2-5	Baylor*	Waco, Texas
4/16	W, 4-1	Rice*	Fayetteville
4/17	W, 4-1	Rice*	Fayetteville
4/17	W, 1-0	Rice*	Fayetteville
4/23	L, 1-10	Texas*	Austin, Texas
4/24	L, 3-6	Texas*	Austin, Texas
4/24	W, 5-2	Texas*	Austin, Texas
4/27	W, 2-0	American Christian	Fayetteville
4/27	L, 0-1	American Christian	Fayetteville
4/30	L, 6-7	Texas A&M*	Fayetteville
5/1	L, 1-3	Texas A&M*	Fayetteville
5/1	L, 5-7	Texas A&M*	Fayetteville

\* - SWC Game

\$ - Game called after 12 innings

**1977 (33-18; 14-10 4th SWC)**

Norm DeBrynn			
Date	Result	Opponent	Location
2/19	W, 11-2	Northeastern (Okla.) St	Fayetteville
2/19	W, 5-0	Northeastern (Okla.) St	Fayetteville
2/22	W, 7-0	Oral Roberts	Fayetteville
2/22	L, 0-2	Oral Roberts	Fayetteville
2/25	L, 0-6	Texas A&M* College Station, Texas	
2/26	L, 0-4	Texas A&M* College Station, Texas	
2/26	L, 0-4	Texas A&M* College Station, Texas	
3/1	W, 2-0	Southwestern (Okla.) St	Fayetteville
3/2	W, 11-0	Northeastern (Okla.) St	Fayetteville
3/4	W, 5-3	Houston*	Fayetteville
3/5	W, 2-0	Houston*	Fayetteville
3/5	L, 0-5	Houston*	Fayetteville
3/7	W, 6-0	Baker	Fayetteville
3/7	W, 11-1	Baker	Fayetteville
3/9	W, 6-0	Missouri Southern	Fayetteville
3/9	W, 7-6	Missouri Southern	Fayetteville
3/10	W, 5-1	William Jewell	Fayetteville

3/10	W, 2.0	William Jewell	Fayetteville
3/13	W, 8.0	Creighton	Fayetteville
3/14	W, 4.1	Iowa State	Fayetteville
3/14	W, 2.0	Iowa State	Fayetteville
3/15	L, 1.2	Tulsa	Tulsa, Okla.
3/15	L, 4.6	Tulsa	Tulsa, Okla.
3/18	W, 13-10	Texas Tech*	Lubbock, Texas
3/19	L, 4.7	Texas Tech*	Lubbock, Texas
3/19	W, 14.7	Texas Tech*	Lubbock, Texas
3/23	W, 4.3	Eastern Michigan	Fayetteville
3/23	W, 8.1	Eastern Michigan	Fayetteville
3/25	W, 1.0	SMU*	Fayetteville
3/26	W, 4.1	SMU*	Fayetteville
3/26	W, 3.1	SMU*	Fayetteville
4/1	L, 2.5	TCU*	Fort Worth, Texas
4/2	W, 3.0	TCU*	Fort Worth, Texas
4/2	W, 6.5	TCU*	Fort Worth, Texas
4/5	W, 4.3	SMS	Fayetteville
4/5	W, 6.3	SMS	Fayetteville
4/6	L, 3.5	Baylor*	Fayetteville
4/9	W, 5.2	Baylor*	Fayetteville
4/9	W, 6.1	Baylor*	Fayetteville
4/11	W, 5.2	Oklahoma	Norman, Okla.
4/11	L, 3.4	Oklahoma	Norman, Okla.
4/15	L, 3.8	Rice*	Houston, Texas
4/16	W, 1.1	Rice*	Houston, Texas
4/16	W, 9.4	Rice*	Houston, Texas
4/19	L, 3.6	Tulsa	Fayetteville
4/19	L, 1.6	Tulsa	Fayetteville
4/22	L, 1.5	Texas*	Fayetteville
4/23	L, 1.7	Texas*	Fayetteville
4/23	W, 1.0	Texas*	Fayetteville
5/13	L, 2.5	Texas A&M!	Austin, Texas
5/14	L, 1.8	Texas!	Austin, Texas

\* - SWC Game

! - SWC Tournament

**1978 (31-13; 18-6 2nd SWC)**

Norm DeBrynn			
Date	Result	Opponent	Location
2/17	W, 5-3	Missouri Southern	Fayetteville
2/17	W, 6-0	Missouri Southern	Fayetteville
2/25	W, 9-4	Tulsa	Fayetteville
2/25	L, 0-10	Tulsa	Fayetteville
3/3	W, 5-4	Texas*	Austin, Texas
3/4	W, 2-1	Texas*	Austin, Texas
3/4	L, 3-18	Texas*	Austin, Texas
3/6	W, 7-6	Northwestern Missouri St	Fayetteville
3/6	L, 2-4	Northwestern Missouri St	Fayetteville
3/10	W, 6-0	Rice*	Fayetteville
3/11	W, 1-0	Rice*	Fayetteville
3/11	W, 6-0	Rice*	Fayetteville
3/17	L, 11-12	Baylor*	Waco, Texas
3/18	W, 7-6	Baylor*	Waco, Texas
3/18	L, 8-9	Baylor*	Waco, Texas
3/20	W, 5-1	Luther	Fayetteville
3/20	W, 10-0	Luther	Fayetteville
3/21	W, 6-3	Missouri Western	Fayetteville
3/21	L, 8-9	Missouri Western	Fayetteville
3/24	W, 6-3	TCU*	Fayetteville
3/25	W, 4-3	TCU*	Fayetteville
3/25	W, 7-2	TCU*	Fayetteville

3/31	W, 5-2	SMU*	Dallas, Texas
4/1	W, 9-2	SMU*	Dallas, Texas
4/1	W, 6-4	SMU*	Dallas, Texas
4/5	L, 4-15	SMS	Springfield, Mo.
4/5	W, 3-2	SMS	Springfield, Mo.
4/7	W, 6-1	Texas Tech*	Fayetteville
4/8	W, 13-2	Texas Tech*	Fayetteville
4/8	W, 2-1	Texas Tech*	Fayetteville
4/13	W, 4-0	North Texas	Fayetteville
4/13	W, 12-0	North Texas	Fayetteville
4/14	W, 9-0	North Texas	Fayetteville
4/14	W, 6-0	North Texas	Fayetteville
4/21	W, 6-5	Houston*	Houston, Texas
4/22	W, 6-1	Houston*	Houston, Texas
4/22	L, 4-14	Houston*	Houston, Texas
4/25	W, 8-6	Tulsa	Tulsa, Okla.
4/28	L, 1-6	Texas A&M*	Fayetteville
4/29	L, 0-5	Texas A&M*	Fayetteville
4/29	W, 6-5	Texas A&M*	Fayetteville
5/3	L, 2-3	Tulsa	Tulsa, Okla.
5/12	L, 0-1	Baylor!	Austin, Texas
5/13	L, 0-5	Texas A&M!	Austin, Texas

\* - SWC Game

! - SWC Tournament

## 1979 (49-15; 19-5 2nd SWC)

Norm DeBrynn			
Date	Result	Opponent	Location
2/23	W, 7-1	William Jewell	Fayetteville
2/23	W, 13-2	William Jewell	Fayetteville
2/27	W, 5-0	Missouri Southern	Fayetteville
2/27	W, 3-2	Missouri Southern	Fayetteville
3/2	W, 2-0	Texas*	Fayetteville
3/3	L, 2-3	Texas*	Fayetteville
3/3	L, 0-1	Texas*	Fayetteville
3/4	L, 2-3	Southern Illinois	Fayetteville
3/4	L, 5-18	Southern Illinois	Fayetteville
3/5	W, 5-0	Southwest Baptist	Fayetteville
3/5	W, 9-2	Southwest Baptist	Fayetteville
3/6	W, 4-1	Tulsa	Fayetteville
3/6	W, 8-1	Tulsa	Fayetteville
3/9	W, 6-3	Rice*	Houston, Texas
3/10	W, 7-2	Rice*	Houston, Texas
3/10	W, 12-3	Rice*	Houston, Texas
3/16	W, 12-1	Baylor*	Fayetteville
3/17	W, 5-1	Baylor*	Fayetteville
3/17	L, 0-4	Baylor*	Fayetteville
3/19	W, 13-0	Missouri Western	Fayetteville
3/19	W, 7-6 (11)	Missouri Western	Fayetteville
3/23	W, 7-1	TCU*	Fort Worth, Texas
3/24	W, 10-1	TCU*	Fort Worth, Texas
3/24	W, 9-4	TCU*	Fort Worth, Texas
3/26	W, 6-2	Eastern Michigan	Fayetteville
3/26	W, 1-0	Eastern Michigan	Fayetteville
3/27	W, 7-4	Iowa	Fayetteville
3/27	W, 6-0	Eastern Michigan	Fayetteville
3/30	W, 3-1	SMU*	Fayetteville
3/31	W, 3-1	SMU*	Fayetteville
3/31	W, 9-2	SMU*	Fayetteville
4/3	W, 5-1	SMS	Fayetteville
4/3	W, 4-3	SMS	Fayetteville
4/6	L, 8-9	Texas Tech*	Lubbock, Texas

4/7	W, 6-2	Texas Tech*	Lubbock, Texas
4/7	W, 12-9	Texas Tech*	Lubbock, Texas
4/13	W, 4-0	South Dakota	Fayetteville
4/13	W, 7-0	South Dakota	Fayetteville
4/14	W, 7-1	South Dakota	Fayetteville
4/14	W, 8-1	South Dakota	Fayetteville
4/17	L, 2-5	Oral Roberts	Tulsa, Okla.
4/20	W, 5-3	Houston*	Fayetteville
4/21	W, 3-0	Houston*	Fayetteville
4/21	W, 11-10 (8)	Houston*	Fayetteville
4/27	L, 0-6	Texas A&M* College Station, Texas	
4/28	W, 2-0 (11)	Texas A&M* College Station, Texas	
4/28	W, 9-1	Texas A&M* College Station, Texas	
	L, 8-9	Missouri Southern	Joplin, Mo.
	W, 6-5	Missouri Southern	Joplin, Mo.
	L, 6-7	Wichita State	Wichita, Kan.
	L, 4-5	Wichita State	Wichita, Kan.
5/12	W, 6-1	Baylor!	Austin, Texas
5/13	L, 2-6	Texas!	Austin, Texas
5/14	W, 6-2	Texas A&M!	Austin, Texas
5/14	L, 6-12	Texas!	Austin, Texas
5/25	W, 12-11	George Wash +	Tallahassee, Fla.
5/26	W, 9-1	Florida +	Tallahassee, Fla.
5/26	W, 8-6	Delaware +	Tallahassee, Fla.
5/27	W, 4-3	Delaware +	Tallahassee, Fla.
6/1	W, 5-4	Paperdine#	Omaha, Neb.
6/3	W, 10-3	Arizona#	Omaha, Neb.
6/5	W, 9-4	Texas#	Omaha, Neb.
6/6	L, 10-13	Cal State Fullerton#	Omaha, Neb.
6/8	L, 1-2	Cal State Fullerton#	Omaha, Neb.

\* - SWC Game

! - SWC Tournament

+ - NCAA East Regional

# - College World Series

## 1980 (44-22: 15-8 3rd SWC)

Norm DeBrynn			
Date	Result	Opponent	Location
2/15	W, 9-3	Texas-Pan Am	Edinburg, Texas
2/15	L, 0-2	Texas-Pan Am	Edinburg, Texas
2/16	L, 1-3	Texas-Pan Am	Edinburg, Texas
2/16	L, 0-5	Texas-Pan Am	Edinburg, Texas
2/17	W, 4-2	Texas-Pan Am	Edinburg, Texas
2/17	L, 2-3	Texas-Pan Am	Edinburg, Texas
2/22	W, 15-0	Missouri Southern	Fayetteville
2/22	W, 7-0	Missouri Southern	Fayetteville
2/23	W, 10-0	Tulsa	Fayetteville
2/23	W, 12-0	Tulsa	Fayetteville
2/29	W, 2-0	SMU*	Dallas, Texas
3/1	L, 1-2	SMU*	Dallas, Texas
3/1	L, 1-9	SMU*	Dallas, Texas
3/7	W, 2-1	Texas Tech*	Fayetteville
3/8	L, 3-5	Texas Tech*	Fayetteville
3/8	W, 9-2	Texas Tech*	Fayetteville
3/9	W, 6-5	Southern Illinois	Fayetteville
3/9	L, 4-8	Southern Illinois	Fayetteville
3/10	W, 11-6	Northwestern Missouri St	Fayetteville
3/10	W, 7-1	Northwestern Missouri St	Fayetteville
3/11	L, 3-7	Oral Roberts	Fayetteville
3/11	L, 0-5	Oral Roberts	Fayetteville
3/12	W, 10-3	Southwest Baptist	Fayetteville



*Arkansas' 1979 team made the school's first appearance in the College World Series and finished second.*





Kevin McReynolds was the Southwest Conference's first triple crown winner in 1980. He was drafted No. 6 overall by the Padres in 1981 and ended his career at Arkansas leading 12 offensive categories.

3/12	W, 11-1	Southwest Baptist	Fayetteville
3/13	W, 16-2	Baker	Fayetteville
3/13	W, 9-4	Baker	Fayetteville
3/14	W, 8-4	Kansas State	Fayetteville
3/14	W, 8-3	Kansas State	Fayetteville
3/15	W, 9-0	Wisconsin	Fayetteville
3/15	W, 3-0	Wisconsin	Fayetteville
3/16	W, 9-0	Wisconsin	Fayetteville
3/16	W, 9-0	Wisconsin	Fayetteville
3/21	W, 13-6	Houston*	Houston, Texas
3/22	W, 4-2	Houston*	Houston, Texas
3/22	L, 6-11	Houston*	Houston, Texas
3/28	W, 4-2	Texas A&M*	Fayetteville
3/28	L, 5-8	Texas A&M*	Fayetteville
4/1	W, 2-1	Centenary	Fayetteville
4/1	W, 7-5	Centenary	Fayetteville
4/4	W, 2-1	Texas*	Austin, Texas
4/5	L, 3-15	Texas*	Austin, Texas
4/5	W, 8-6	Texas*	Austin, Texas
4/11	W, 14-6	Rice*	Fayetteville
4/12	W, 5-2	Rice*	Fayetteville
4/12	L, 8-9	Rice*	Fayetteville
4/15	W, 8-3	Tulsa	Tulsa, Okla.
4/15	W, 17-6	Tulsa	Tulsa, Okla.
4/18	L, 1-2	Baylor*	Waco, Texas
4/19	W, 3-2	Baylor*	Waco, Texas
4/19	W, 7-6	Baylor*	Waco, Texas
4/23	L, 6-7 (11)	Mississippi State	Greenville, Miss.
4/25	W, 5-1	TCU*	Fayetteville
4/26	W, 3-2	TCU*	Fayetteville
4/26	W, 18-17	TCU*	Fayetteville
4/29	W, 7-6	Oklahoma State	Tulsa, Okla.
5/3	W, 4-2	Oral Roberts	Tulsa, Okla.
5/4	L, 2-6	Wichita State	Wichita, Kan.
5/4	L, 0-14	Wichita State	Wichita, Kan.
5/7	W, 19-10	Texas A&M!	College Station, Texas
5/8	L, 4-6	Texas!	College Station, Texas
5/9	W, 6-5	Texas Tech!	College Station, Texas
5/9	W, 8-7	Texas!	College Station, Texas
5/10	L, 4-9	Texas!	College Station, Texas
5/22	W, 3-2	Oral Roberts +	Tulsa, Okla.
5/23	L, 0-6	Missouri +	Tulsa, Okla.
5/24	L, 1-7	California +	Tulsa, Okla.

\* - SWC Game

! - SWC Tournament

+ - NCAA Midwest Regional

4/25	W, 8-5	Texas Tech*	Lubbock, Texas
4/25	L, 5-7	Texas Tech*	Lubbock, Texas
4/27	W, 6-4	SMS	Fayetteville
4/27	L, 3-4	SMS	Fayetteville
4/29	L, 6-11	Mississippi State	Greenville, Miss.
5/1	W, 8-6	Oral Roberts	Tulsa, Okla.
5/2	L, 1-5	Oral Roberts	Tulsa, Okla.
5/2	L, 2-8	Oral Roberts	Tulsa, Okla.
5/15	L, 2-7	Houston!	Austin, Texas
5/16	W, 5-4	Rice!	Austin, Texas
5/17	W, 9-3	Houston!	Austin, Texas
5/18	L, 1-11	Texas!	Austin, Texas

\* - SWC Game

! - SWC Tournament

## 1982 (40-15-2; 13-8 3rd SWC)

## Norm DeBriyn

Date	Result	Opponent	Location
2/20	W, 7-2	Missouri Southern	Fayetteville
2/20	W, 14-2	Missouri Southern	Fayetteville
2/26	W, 5-0	Northeastern (Okla.) St	Fayetteville
2/26	W, 7-1	Northeastern (Okla.) St	Fayetteville
3/2	L, 0-3	Southern Illinois	Fayetteville
3/2	W, 2-1	Southern Illinois	Fayetteville
3/7	W, 3-1	Northwest Missouri St	Fayetteville
3/7	W, 4-1	Northwest Missouri St	Fayetteville
3/8	W, 3-0	Northwest Missouri St	Fayetteville
3/8	T, 7-7	Northwest Missouri St	Fayetteville
3/9	W, 12-4	South Dakota	Fayetteville
3/9	W, 10-0	South Dakota	Fayetteville
3/13	W, 3-1	TCU*	Fayetteville
3/13	W, 2-1	TCU*	Fayetteville
3/13	W, 8-4	TCU*	Fayetteville
3/14	W, 11-1	Missouri Western	Fayetteville
3/15	W, 11-0	Missouri Western	Fayetteville
3/15	W, 7-0	Missouri Western	Fayetteville
3/16	W, 5-1	Evangel	Fayetteville
3/16	W, 4-1	Evangel	Fayetteville
3/17	W, 10-2	North Dakota State	Fayetteville
3/17	W, 10-1	North Dakota State	Fayetteville
3/19	W, 8-2	Baylor*	Waco, Texas
3/20	W, 8-7	Baylor*	Waco, Texas
3/20	L, 4-5 (10)	Baylor*	Waco, Texas
3/21	W, 5-3	Indiana	Fayetteville
3/26	T, 4-4 (11)	Rice*	Fayetteville
3/27	W, 2-1	Rice*	Fayetteville
3/27	W, 17-2	Rice*	Fayetteville
3/28	W, 6-1	Rice*	Fayetteville
4/2	W, 8-1	Texas*	Austin, Texas
4/3	L, 5-11	Texas*	Austin, Texas
4/3	L, 2-5	Texas*	Austin, Texas
4/9	W, 6-5	Texas A&M*	Fayetteville
4/10	L, 2-5	Texas A&M*	Fayetteville
4/10	W, 16-9	Texas A&M*	Fayetteville
4/11	W, 7-2	Ole Miss	Fayetteville
4/16	L, 3-7	Houston*	Houston, Texas
4/17	L, 0-2	Houston*	Houston, Texas
4/17	W, 1-0 (10)	Houston*	Houston, Texas
4/20	W, 9-8	SMS	Fayetteville

4/20	W, 6-2	SMS	Fayetteville
4/23	W, 7-6	Texas Tech*	Fayetteville
4/24	L, 3-4	Texas Tech*	Fayetteville
4/24	L, 8-11	Texas Tech*	Fayetteville
4/28	L, 7-8	Mississippi State	Greenville, Miss.
4/30	W, 4-2	Dallas Baptist	Fayetteville
4/30	W, 6-1	Dallas Baptist	Fayetteville
5/1	L, 1-3	Dallas Baptist	Fayetteville
5/1	W, 7-2	Dallas Baptist	Fayetteville
5/8	W, 10-3	Oral Roberts	Fayetteville
5/8	L, 1-9	Oral Roberts	Fayetteville
5/9	L, 4-9	Oral Roberts	Tulsa, Okla.
5/9	W, 10-4	Oral Roberts	Tulsa, Okla.
5/14	W, 9-6	Houston!	College Station, Texas
5/15	L, 0-8	Texas!	College Station, Texas
5/16	L, 8-9	Houston!	College Station, Texas

\* - SWC Game

! - SWC Tournament

## 1983 (44-21; 13-8 2nd SWC)

## Norm DeBriyn

Date	Result	Opponent	Location
2/18	W, 8-7	Texas Wesleyan	Fayetteville
2/19	L, 0-2	Texas Wesleyan	Fayetteville
2/19	W, 11-5	Texas Wesleyan	Fayetteville
2/22	W, 19-3	Northeastern (Okla.) St	Fayetteville
2/25	W, 11-3	Missouri Southern	Fayetteville
2/25	W, 8-6	Missouri Southern	Fayetteville
2/26	W, 10-1	Southwest Baptist	Fayetteville
2/26	W, 8-2	Southwest Baptist	Fayetteville
3/1	L, 3-7	Southern Illinois	Fayetteville
3/1	W, 6-2	Southern Illinois	Fayetteville
3/5	L, 4-11	Oklahoma	Norman, Okla.
3/5	W, 14-3	Oklahoma	Norman, Okla.
3/6	W, 13-4	Oklahoma City	Oklahoma City, Okla.
3/6	W, 7-2	Oklahoma	Norman, Okla.
3/11	W, 8-5	Baylor*	Fayetteville
3/12	W, 5-3	Baylor*	Fayetteville
3/12	L, 2-3	Baylor*	Fayetteville
3/13	W, 12-1	Kansas State	Fayetteville
3/14	W, 9-4	Missouri Western	Fayetteville
3/14	W, 13-2	Missouri Western	Fayetteville
3/15	W, 7-5	Central Missouri State	Fayetteville
3/15	W, 5-0	Central Missouri State	Fayetteville
3/16	W, 12-3	Central Missouri State	Fayetteville
3/16	W, 8-1	Central Missouri State	Fayetteville
3/17	W, 5-0	Notre Dame	Fayetteville
3/19	L, 1-6	Rice*	Houston, Texas
3/19	L, 2-3 (12)	Rice*	Houston, Texas
3/20	W, 7-4 (10)	Rice*	Houston, Texas
3/27	L, 4-9	Texas*	Little Rock, Ark.
3/27	L, 1-6	Texas*	Little Rock, Ark.
3/27	L, 9-11	Texas*	Little Rock, Ark.
4/1	W, 10-8	Texas A&M* College Station, Texas	
4/2	W, 3-0	Texas A&M* College Station, Texas	
4/2	W, 10-9	Texas A&M* College Station, Texas	
4/3	W, 8-5	Minnesota	Fayetteville
4/10	W, 1-0	Houston*	Fayetteville
4/10	L, 8-12	Houston*	Fayetteville

4/11	W, 9-1	Houston*	Fayetteville
4/16	W, 7-1	Texas Tech*	Lubbock, Texas
4/16	W, 8-7	Texas Tech*	Lubbock, Texas
4/17	L, 9-10	Texas Tech*	Lubbock, Texas
4/19	W, 6-3	SMS	Springfield, Mo.
4/19	L, 2-3	SMS	Springfield, Mo.
4/23	W, 4-3	TCU*	Fort Worth, Texas
4/23	W, 10-5	TCU*	Fort Worth, Texas
4/24	W, 9-3	TCU*	Fort Worth, Texas
4/26	L, 2-9	Mississippi State	Greenville, Miss.
4/27	W, 5-3	Mississippi State	Helena, Ark.
4/29	L, 9-19	Dallas Baptist	Fort Smith, Ark.
4/30	W, 8-4	Dallas Baptist	Fayetteville
4/30	W, 8-7	Dallas Baptist	Fayetteville
5/6	W, 6-3	Oral Roberts	Fayetteville
5/6	W, 11-3	Oral Roberts	Fayetteville
5/7	L, 3-8	Oral Roberts	Tulsa, Okla.
5/7	W, 4-1	Oral Roberts	Tulsa, Okla.
5/13	W, 4-3	Houston!	Austin, Texas
5/14	L, 2-9	Texas!	Austin, Texas
5/15	W, 9-7	Houston!	Austin, Texas
5/15	W, 5-4	Texas!	Austin, Texas
5/16	L, 0-14	Texas!	Austin, Texas
5/20	L, 3-5	Coastal Carolina	Fayetteville
5/21	L, 7-13	Coastal Carolina	Fayetteville
5/21	W, 6-4	Coastal Carolina	Fayetteville
5/26	L, 6-7	Oral Roberts+	Stillwater, Okla.
5/27	L, 3-6	Wichita State+	Stillwater, Okla.

\* - SWC Game

! - SWC Tournament

+ - NCAA Midwest Regional

## 1984 (40-16; 12-9 4th SWC)

## Norm DeBriyn

Date	Result	Opponent	Location
2/17	W, 6-2	Texas Wesleyan	Fayetteville
2/18	W, 9-8	Texas Wesleyan	Fayetteville
2/18	W, 13-5	Texas Wesleyan	Fayetteville
2/25	W, 3-2	Eastern Michigan	Lakeland, Fla.
2/26	L, 10-15	Western Michigan	Lakeland, Fla.
2/27	L, 0-4	Missouri	Lakeland, Fla.
2/29	W, 8-1	Eastern Michigan	Lakeland, Fla.
3/1	W, 13-8	Western Michigan	Lakeland, Fla.
3/1	W, 5-1	Florida Southern	Lakeland, Fla.
3/2	W, 9-4	Western Michigan	Lakeland, Fla.
3/2	W, 4-1	Eastern Michigan	Lakeland, Fla.
3/10	W, 3-2	Indiana State	Fayetteville
3/10	W, 7-3	Indiana State	Fayetteville
3/11	W, 6-3	Indiana State	Fayetteville
3/13	W, 18-5	Illinois	Fayetteville
3/14	W, 6-5	Illinois	Fayetteville
3/16	W, 10-9	Baylor*	Waco, Texas
3/17	L, 7-8	Baylor*	Waco, Texas
3/17	W, 10-3	Baylor*	Waco, Texas
3/19	W, 8-2	Dallas Baptist	Fayetteville
3/20	L, 3-6	Dallas Baptist	Fayetteville
3/20	W, 3-0	Dallas Baptist	Fayetteville
3/21	W, 21-0	Southwest Baptist	Fayetteville
3/21	W, 33-4	Southwest Baptist	Fayetteville

# ALL-TIME RESULTS

3/22	W, 6-0	Eastern Illinois	Fayetteville	5/9	W, 6-4	Oral Roberts	Fayetteville
3/22	W, 16-2	Eastern Illinois	Fayetteville	5/10	W, 5-1	Oral Roberts	Fayetteville
3/23	W, 6-2	School of the Ozarks	Fayetteville	5/11	W, 9-5	Oral Roberts	Tulsa, Okla.
3/25	W, 5-3	Rice*	Fayetteville	5/15	W, 11-2	Louisiana-Lafayette!	Fayetteville
3/25	W, 6-3	Rice*	Fayetteville	5/17	W, 6-4	Baylor!	Fayetteville
3/26	L, 2-7	Rice*	Fayetteville	5/18	W, 9-5	Texas!	Fayetteville
3/30	L, 2-5	Texas*	Austin, Texas	5/19	W, 10-6	Texas!	Fayetteville
3/31	L, 5-7	Texas*	Austin, Texas	5/23	W, 20-13	Eastern Kentucky +	Tallahassee, Fla.
3/31	W, 13-4	Texas*	Austin, Texas	5/24	W, 13-9	George Mason +	Tallahassee, Fla.
4/6	L, 8-10	Texas A&M*	Fayetteville	5/25	W, 7-6	Florida State +	Tallahassee, Fla.
4/7	W, 1-0	Texas A&M*	Fayetteville	5/26	W, 7-5	Georgia Tech +	Tallahassee, Fla.
4/7	W, 4-0	Texas A&M*	Fayetteville	5/31	W, 1-0	South Carolina#	Omaha, Neb.
4/9	W, 12-1	Missouri Southern	Fayetteville	6/3	L, 4-5	Mississippi State#	Omaha, Neb.
4/14	L, 5-6	Houston*	Houston, Texas	6/6	W, 10-4	Stanford#	Omaha, Neb.
4/14	W, 17-4	Houston*	Houston, Texas	6/8	L, 7-8	Texas#	Omaha, Neb.
4/15	L, 3-4	Houston*	Houston, Texas	* - SWC Game			
4/17	W, 9-5	SMS	Fayetteville	! - SWC Tournament			
4/17	W, 5-1	SMS	Fayetteville	+ - NCAA South II Regional			
4/20	L, 6-8	Texas Tech*	Fayetteville	# - College World Series			
4/21	L, 8-9	Texas Tech*	Fayetteville				
4/21	W, 9-7	Texas Tech*	Fayetteville	1986 (43-17; 15-6 3rd SWC)			
4/24	L, 8-9	Mississippi State	Greenville, Miss.	Norm DeBrynn			
4/25	W, 10-9 (10)	Mississippi State	Little Rock, Ark.	Date	Result	Opponent	Location
4/28	W, 6-5	TCU*	Fayetteville	2/15	W, 10-0	North Texas	Fayetteville
4/28	W, 8-5	TCU*	Fayetteville	2/15	W, 9-0	North Texas	Fayetteville
4/29	W, 6-5 (10)	TCU*	Fayetteville	2/16	W, 26-1	North Texas	Fayetteville
5/4	W, 13-1	Oral Roberts	Fayetteville	2/20	L, 7-8	Kansas State	Fayetteville
5/4	W, 12-4	Oral Roberts	Fayetteville	2/22	L, 7-8	LSU	Baton Rouge, La.
5/5	L, 8-9	Oral Roberts	Tulsa, Okla.	2/23	W, 7-6	LSU	Baton Rouge, La.
5/5	W, 3-1	Oral Roberts	Tulsa, Okla.	2/24	L, 0-3	Tulane	New Orleans, La.
5/11	L, 1-8	Texas!	Austin, Texas	2/25	L, 3-5	Nicholls State	Thibodaux, La.
5/12	L, 1-8	Rice!	Austin, Texas	2/26	L, 3-5	Louisiana-Lafayette	Lafayette, La.
* - SWC Game				2/27	W, 12-2	Louisiana Tech	Ruston, La.
! - SWC Tournament				3/1	W, 6-2	Memphis	Little Rock, Ark.

1985 (51-15; 13-7 3rd SWC)			
Date	Result	Opponent	Location
2/9	L, 2-5	Miami (Fla.)	Coral Gables, Fla.
2/9	L, 1-2	Miami (Fla.)	Coral Gables, Fla.
2/10	L, 0-4	Miami (Fla.)	Coral Gables, Fla.
2/16	W, 4-0	Oklahoma City	Fayetteville
2/16	W, 20-13	Oklahoma City	Fayetteville
2/17	W, 5-2	Oklahoma City	Fayetteville
2/22	W, 5-1	Kansas State	Fayetteville
2/25	W, 12-1	Missouri Southern	Fayetteville
2/25	W, 8-3	Missouri Southern	Fayetteville
3/1	W, 15-4	Lubbock Christian	Fayetteville
3/2	W, 15-1	Lubbock Christian	Fayetteville
3/2	W, 4-1	Lubbock Christian	Fayetteville
3/3	W, 11-3	Northwest Missouri St	Fayetteville
3/4	W, 18-8	Northeast Missouri St	Fayetteville
3/5	W, 15-6	Southeast Oklahoma St	Fayetteville
3/8	W, 9-7	Indiana State	Fayetteville
3/9	W, 7-2	Indiana State	Fayetteville
3/9	W, 3-1	Indiana State	Fayetteville
3/17	W, 8-4	Rice*	Houston, Texas
3/17	L, 2-13	Rice*	Houston, Texas
3/18	W, 10-0	Missouri Western	Fayetteville
3/18	W, 4-0	Missouri Western	Fayetteville
3/19	W, 4-3	School of the Ozarks	Fayetteville
3/19	W, 6-0	School of the Ozarks	Fayetteville
3/22	W, 5-4	Texas*	Fayetteville
3/23	W, 2-1	Texas*	Fayetteville
3/23	L, 3-13	Texas*	Fayetteville
3/26	L, 1-3	Oklahoma State	Stillwater, Okla.
3/29	L, 2-6	Texas A&M* College Station, Texas	
3/31	W, 6-4	Texas A&M* College Station, Texas	
3/31	W, 15-4	Texas A&M* College Station, Texas	
4/2	L, 6-14	Oklahoma State	Fayetteville
4/5	W, 16-12	Houston*	Fayetteville
4/6	W, 5-4	Houston*	Fayetteville
4/6	L, 9-10	Houston*	Fayetteville
4/12	W, 14-4	Texas Tech*	Lubbock, Texas
4/13	W, 14-11	Texas Tech*	Lubbock, Texas
4/13	W, 22-5	Texas Tech*	Lubbock, Texas
4/16	W, 6-5	SMS	Fayetteville
4/19	W, 19-7	TCU*	Fort Worth, Texas
4/20	L, 3-4	TCU*	Fort Worth, Texas
4/20	W, 12-6	TCU*	Fort Worth, Texas
4/26	L, 6-7	Baylor*	Fayetteville
4/27	W, 5-4	Baylor*	Fayetteville
4/27	L, 8-11	Baylor*	Fayetteville
4/30	L, 2-16	Mississippi State	Greenville, Miss.
5/1	W, 13-1	Mississippi State	Little Rock, Ark.
5/3	W, 10-4	Kansas	Fayetteville
5/4	W, 6-5	Kansas	Fayetteville
5/4	W, 6-2	Kansas	Fayetteville
5/6	W, 14-4	Oklahoma Christian	Fayetteville

1986 (43-17; 15-6 3rd SWC)			
Date	Result	Opponent	Location
2/15	W, 10-0	North Texas	Fayetteville
2/15	W, 9-0	North Texas	Fayetteville
2/16	W, 26-1	North Texas	Fayetteville
2/20	L, 7-8	Kansas State	Fayetteville
2/22	L, 7-8	LSU	Baton Rouge, La.
2/23	W, 7-6	LSU	Baton Rouge, La.
2/24	L, 0-3	Tulane	New Orleans, La.
2/25	L, 3-5	Nicholls State	Thibodaux, La.
2/26	L, 3-5	Louisiana-Lafayette	Lafayette, La.
2/27	W, 12-2	Louisiana Tech	Ruston, La.
3/1	W, 6-2	Memphis	Little Rock, Ark.
3/8	W, 6-5 (10)	Wichita State	Fayetteville
3/9	L, 1-5	Indiana State	Fayetteville
3/9	W, 2-1	Indiana State	Fayetteville
3/10	W, 12-3	Indiana State	Fayetteville
3/11	W, 12-0	Missouri Western	Fayetteville
3/15	W, 6-0	Rice*	Fayetteville
3/15	W, 10-5	Rice*	Fayetteville
3/15	W, 15-7	Rice*	Fayetteville
3/16	W, 4-0	Iowa State	Fayetteville
3/17	W, 12-5	Western Illinois	Fayetteville
3/18	W, 7-2	Western Illinois	Fayetteville
3/19	W, 14-3	Wisconsin-Osh Kosh	Fayetteville
3/19	W, 4-3	Wisconsin-Osh Kosh	Fayetteville
3/21	L, 0-8	Texas*	Austin, Texas
3/22	W, 3-0	Texas*	Austin, Texas
3/22	L, 3-12	Texas*	Austin, Texas
3/23	W, 18-8	Evansville	Fayetteville
3/24	W, 4-0	Evansville	Fayetteville
3/25	W, 9-8	Evansville	Fayetteville
3/28	L, 0-6	Texas A&M*	Fayetteville
3/29	W, 10-0	Texas A&M*	Fayetteville
3/29	L, 2-5	Texas A&M*	Fayetteville
4/1	L, 9-11	Oklahoma State	Fayetteville
4/4	W, 15-6	Houston*	Houston, Texas
4/5	W, 3-2	Houston*	Houston, Texas
4/5	W, 10-6	Houston*	Houston, Texas
4/8	W, 6-2	SMS	Fayetteville
4/11	W, 20-3	Texas Tech*	Fayetteville
4/12	W, 9-4	Texas Tech*	Fayetteville
4/12	W, 8-3	Texas Tech*	Fayetteville
4/15	L, 7-8	Oklahoma State	Stillwater, Okla.
4/18	W, 13-3	TCU*	Fayetteville
4/20	W, 7-6	TCU*	Fayetteville
4/20	W, 6-5 (10)	TCU*	Fayetteville
4/21	W, 15-4	Northeastern (Okla.) St	Fayetteville
4/25	L, 8-10	Baylor*	Waco, Texas
4/26	L, 4-6	Baylor*	Waco, Texas
4/26	W, 10-7	Baylor*	Waco, Texas
4/30	W, 4-1	Missouri Southern	Fayetteville
5/2	W, 9-3	Murray State	Fayetteville
5/3	W, 3-2	Murray State	Fayetteville
5/8	W, 7-5	Oral Roberts	Fayetteville
5/9	W, 15-6	Oral Roberts	Tulsa, Okla.
5/11	W, 12-3	Wichita State	Wichita, Kan.
5/12	W, 9-8 (12)	Oral Roberts	Tulsa, Okla.
5/16	L, 0-4	Texas A&M! College Station, Texas	
5/22	W, 4-3	Oregon State+	Stillwater, Okla.
5/23	L, 0-2	Stanford+	Stillwater, Okla.
5/24	L, 0-1	Oregon State+	Stillwater, Okla.

1987 (51-16-1; 17-4 2nd SWC)			
Date	Result	Opponent	Location
2/14	W, 3-1	Memphis	Memphis, Tenn.
2/14	T, 2-2	Memphis	Memphis, Tenn.
2/21	W, 21-5	Memphis	Fayetteville
2/22	W, 14-7	Memphis	Fayetteville
2/23	W, 4-3	Missouri Southern	Fayetteville
2/23	W, 13-10	Missouri Southern	Fayetteville
2/25	L, 4-6	Hawaii Pacific	Honolulu, Hawaii
2/26	W, 10-7	Hawaii Pacific	Honolulu, Hawaii
2/27	L, 4-8	Hawaii	Honolulu, Hawaii
2/28	L, 5-6 (10)	Hawaii	Honolulu, Hawaii
3/1	W, 9-7 (10)	Hawaii	Honolulu, Hawaii
3/2	W, 7-4	Hawaii	Honolulu, Hawaii
3/6	L, 3-4	Kansas State	Fayetteville
3/7	W, 12-7	Kansas State	Fayetteville
3/8	W, 13-4	North Texas	Fayetteville
3/9	W, 13-3	Lubbock Christian	Fayetteville
3/10	W, 20-10	Saint Louis	Fayetteville
3/11	W, 9-0	Saint Louis	Fayetteville
3/11	W, 15-5	Saint Louis	Fayetteville
3/13	W, 10-3	North Iowa	Fayetteville
3/14	W, 8-3	Western Kentucky	Fayetteville
3/15	W, 5-2	Western Kentucky	Fayetteville
3/15	L, 5-11	Washington State	Fayetteville
3/20	W, 17-10	Texas A&M* College Station, Texas	
3/21	W, 8-2	Texas A&M* College Station, Texas	
3/21	W, 7-3	Texas A&M* College Station, Texas	
3/25	L, 1-8	Oklahoma State	Stillwater, Okla.
3/27	L, 3-4	Houston*	Fayetteville
3/28	W, 10-3	Houston*	Fayetteville
3/28	W, 12-6	Houston*	Fayetteville
3/31	W, 11-2	Missouri-St. Louis	Fayetteville
3/31	W, 14-2	Missouri-St. Louis	Fayetteville
4/3	W, 2-0	Texas Tech*	Lubbock, Texas
4/4	W, 8-6	Texas Tech*	Lubbock, Texas
4/4	W, 9-0	Texas Tech*	Lubbock, Texas
4/7	W, 16-2	Evangel	Fayetteville
4/10	W, 9-7	TCU*	Fort Worth, Texas
4/11	L, 6-7	TCU*	Fort Worth, Texas
4/11	W, 13-7	TCU*	Fort Worth, Texas
4/15	W, 12-11	Oklahoma	Fayetteville
4/17	W, 5-3	Baylor*	Fayetteville
4/18	W, 8-0	Baylor*	Fayetteville
4/18	W, 6-5	Baylor*	Fayetteville
4/20	W, 12-1	School of the Ozarks	Fayetteville



Jeff King was the heart of a dangerous Razorback lineup in the mid-1980s. He finished his career as the all-time leader in home runs, RBI, runs scored and total bases. King was the No. 1 overall pick of the Pirates in the 1986 MLB Draft.

1988 (39-23; 12-9 3rd SWC)			
Date	Result	Opponent	Location
4/21	W, 9-8	Oklahoma State	Fayetteville
4/24	W, 4-3	Rice*	Houston, Texas
4/25	W, 5-1	Rice*	Houston, Texas
4/25	W, 3-0	Rice*	Houston, Texas
4/28	W, 14-10	Southeast Oklahoma State	Fayetteville
4/29	W, 20-5	Missouri Southern	Fayetteville
5/1	L, 5-9	Texas*	Fayetteville
5/2	W, 9-3	Texas*	Fayetteville
5/2	L, 1-4	Texas*	Fayetteville
5/7	W, 14-4	Oral Roberts	Fayetteville
5/8	W, 17-5	Oral Roberts	Fayetteville
5/10	L, 2-10	Oral Roberts	Tulsa, Okla.
5/10	L, 11-12 (10)	Missouri	Columbia, Mo.
5/15	W, 4-3	Texas A&M!	Austin, Texas
5/17	L, 3-10	Texas!	Austin, Texas
5/17	W, 14-9	Houston!	Austin, Texas
5/18	L, 2-3	Texas!	Austin, Texas
5/22	W, 10-7	Middle Tennessee +	Huntsville, Ala.
5/22	W, 7-2	West Virginia +	Huntsville, Ala.
5/23	W, 6-5 (10)	Clemson +	Huntsville, Ala.
5/24	W, 4-2	Clemson +	Huntsville, Ala.
5/30	L, 6-13	Texas#	Omaha, Neb.
5/31	W, 5-4	Georgia#	Omaha, Neb.
6/3	L, 2-5	LSU#	Omaha, Neb.

1988 (39-23; 12-9 3rd SWC)			
Date	Result	Opponent	Location
2/13	W, 12-4	Missouri Southern	Fayetteville
2/14	W, 17-5	Missouri Southern	Fayetteville
2/18	L, 11-12	Arizona	Tucson, Ariz.
2/19	L, 3-4	Arizona	Tucson, Ariz.
2/20	W, 7-2	Arizona	Tucson, Ariz.
2/27	W, 12-3	Kansas	Fayetteville
2/27	W, 19-4	Kansas	Fayetteville
2/28	W, 5-3	Kansas	Fayetteville
3/4	W, 8-7	Kansas State	Fayetteville
3/5	W, 9-5	Kansas State	Fayetteville
3/6	W, 10-1	North Texas	Fayetteville
3/7	W, 5-4	North Texas	Fayetteville
3/7	W, 6-5	North Texas	Fayetteville
3/9	W, 9-0	Benedictine	Fayetteville
3/12	L, 9-11	Indiana State	Fayetteville

# ALL-TIME RESULTS

3/12	L, 9-13	Indiana State	Fayetteville
3/13	W, 7-4	Nebraska	Fayetteville
3/13	L, 5-8	Nebraska	Fayetteville
3/16	W, 16-3	Wisconsin-Osh Kosh	Fayetteville
3/18	W, 4-2	Louisiana Tech	Shreveport, La.
3/19	L, 4-5	Oklahoma State	Shreveport, La.
3/20	W, 12-2	Centenary	Shreveport, La.
3/21	W, 6-0	Northern Iowa	Fayetteville
3/22	W, 15-2	Northern Iowa	Fayetteville
3/23	W, 13-5	Texas Wesleyan	Fayetteville
3/25	W, 5-0	Texas A&M*	Fayetteville
3/26	L, 1-6	Texas A&M*	Fayetteville
3/26	L, 6-8	Texas A&M*	Fayetteville
3/28	L, 6-9	Dallas Baptist	Fayetteville
4/1	L, 2-8	Houston*	Houston, Texas
4/2	W, 16-7	Houston*	Houston, Texas
4/2	L, 5-6 (10)	Houston*	Houston, Texas
4/5	W, 13-8	Evangel	Fayetteville
4/8	W, 7-6 (10)	Texas Tech*	Fayetteville
4/9	L, 8-11	Texas Tech*	Fayetteville
4/9	W, 5-4	Texas Tech*	Fayetteville
4/11	W, 6-5	Oklahoma State	Stillwater, Okla.
4/12	L, 3-11	Oklahoma	Norman, Okla.
4/15	W, 3-2	TCU*	Fayetteville
4/16	L, 1-3	TCU*	Fayetteville
4/16	W, 3-2	TCU*	Fayetteville
4/18	W, 16-3	Southwest Baptist	Fayetteville
4/22	W, 4-2	Baylor*	Waco, Texas
4/23	L, 5-7	Baylor*	Waco, Texas
4/23	W, 11-10	Baylor*	Waco, Texas
4/25	W, 10-5	Southeastern (Okla.) St	Fayetteville
4/26	W, 15-13	Southeastern (Okla.) St	Fayetteville
4/27	W, 8-6	Missouri	Fayetteville
5/7	W, 5-0	Texas*	Austin, Texas
5/8	L, 1-8	Texas*	Austin, Texas
5/8	L, 2-15	Texas*	Austin, Texas
5/10	L, 5-9	SMS	Springfield, Mo.
5/13	W, 6-1	Rice*	Fayetteville
5/14	W, 10-1	Rice*	Fayetteville
5/14	W, 9-8	Rice*	Fayetteville
5/15	W, 18-7	Oral Roberts	Fayetteville
5/16	L, 3-11	Oral Roberts	Tulsa, Okla.
5/19	L, 3-4	Texas A&M!	Fayetteville
5/20	L, 1-7	Texas!	Fayetteville
5/27	L, 3-8	Loyola Marymount+	Stillwater, Okla.
5/28	L, 7-13	Oklahoma State+	Stillwater, Okla.

\* - SWC Game  
! - SWC Tournament  
+ - NCAA Midwest Regional

## 1989 (51-16; 17-4 T-1st SWC)

Date	Result	Opponent	Location
2/19	W, 5-1	Wichita State	Fayetteville
2/24	W, 6-2	Missouri Southern	Fayetteville
2/25	W, 3-2	Kansas	Fayetteville
2/25	W, 7-0	Kansas	Fayetteville
2/26	W, 18-4	Kansas	Fayetteville
2/28	W, 8-4	Kentucky	Lakeland, Fla.
3/1	W, 2-1	Penn State	Lakeland, Fla.
3/1	L, 2-6	Kentucky	Lakeland, Fla.
3/2	L, 2-6	Western Michigan	Lakeland, Fla.
3/3	W, 8-2	Eckerd	Lakeland, Fla.
3/4	W, 15-0	Western Michigan	Lakeland, Fla.
3/10	W, 1-0	Iowa State	Fayetteville
3/11	W, 9-4	Iowa State	Fayetteville
3/12	W, 4-1	Nebraska	Fayetteville
3/13	W, 9-1	Stephen F. Austin	Fayetteville
3/14	W, 13-4	Wisconsin-Osh Kosh	Fayetteville
3/15	W, 9-4	Wisconsin-Osh Kosh	Fayetteville
3/17	W, 3-2	Northwestern St	Shreveport, La.
3/18	L, 2-10	Oklahoma State	Shreveport, La.
3/19	L, 4-8	Louisiana-Lafayette	Shreveport, La.
3/20	W, 14-4	Northern Iowa	Fayetteville
3/21	W, 12-1	Southwest Baptist	Fayetteville
3/22	W, 14-5	School of the Ozarks	Fayetteville
3/22	W, 10-0	School of the Ozarks	Fayetteville
3/24	W, 10-1	Houston*	Fayetteville
3/25	W, 3-0	Houston*	Fayetteville
3/25	W, 8-3	Houston*	Fayetteville
3/27	W, 11-3	St. Olaf	Fayetteville
3/31	W, 12-0	Texas Tech*	Lubbock, Texas
4/1	W, 3-2	Texas Tech*	Lubbock, Texas
4/1	W, 6-5	Texas Tech*	Lubbock, Texas
4/4	W, 10-4	Oklahoma State	Stillwater, Okla.
4/5	W, 6-4	Evangel	Fayetteville
4/7	W, 5-4	TCU*	Fort Worth, Texas
4/8	W, 8-6	TCU*	Fort Worth, Texas

4/8	W, 11-3	TCU*	Fort Worth, Texas
4/9	W, 11-1	Southeastern (Okla.) St	Fayetteville
4/10	L, 8-10	Dallas Baptist	Fayetteville
4/11	W, 7-4	Missouri	Columbia, Mo.
4/14	W, 8-4	Baylor*	Fayetteville
4/15	W, 9-1	Baylor*	Fayetteville
4/15	W, 10-3	Baylor*	Fayetteville
4/19	W, 9-8	Northeastern (Okla.) St	Fayetteville
4/21	W, 10-2	Rice*	Houston, Texas
4/22	L, 1-3	Rice*	Houston, Texas
4/22	W, 8-4	Rice*	Houston, Texas
4/26	L, 2-3	Oklahoma	Fayetteville
4/28	L, 4-5	Texas*	Fayetteville
4/29	W, 8-4	Texas*	Fayetteville
4/29	W, 14-7	Texas*	Fayetteville
4/30	W, 9-4	Kansas State	Fayetteville
5/1	L, 2-7	Kansas State	Fayetteville
5/5	W, 11-9 (16)	Texas A&M* College Station, Texas	
5/6	L, 2-3	Texas A&M* College Station, Texas	
5/7	L, 0-9	Texas A&M* College Station, Texas	
5/10	W, 10-6	Oklahoma State	Fayetteville
5/18	L, 3-8	Texas! College Station, Texas	
5/19	W, 5-4	Houston! College Station, Texas	
5/20	L, 1-9	Texas! College Station, Texas	
5/25	L, 5-7	Le Moyne+	Waterbury, Conn.
5/26	W, 8-2	George Wash+	Waterbury, Conn.
5/28	W, 9-2	Illinois+	Waterbury, Conn.
5/29	W, 1-0	Arizona State+	Waterbury, Conn.
5/29	W, 6-5	Le Moyne+	Waterbury, Conn.
6/2	L, 1-3	Wichita State#	Omaha, Neb.
6/4	W, 7-3	North Carolina#	Omaha, Neb.
6/6	L, 4-8	Wichita State#	Omaha, Neb.

## 1990 (47-15; 16-5 1st SWC)

Date	Result	Opponent	Location
2/16	W, 12-6	Missouri Southern	Fayetteville
2/17	W, 2-1	Kansas State	Fayetteville
2/17	W, 5-1	Kansas State	Fayetteville
2/18	L, 4-5	Kansas State	Fayetteville
2/24	L, 4-10	Kansas	Fayetteville
2/25	W, 3-2	Kansas	Fayetteville
3/2	W, 12-11	SMS	Fayetteville
3/3	W, 14-4	Saint Louis	Fayetteville
3/3	W, 10-7	Saint Louis	Fayetteville
3/4	W, 9-1	Northwood Institute	Fayetteville
3/8	W, 17-9	Northwest Missouri St	Fayetteville
3/9	W, 8-1	Wisconsin	Fayetteville
3/9	L, 4-6	Wisconsin	Fayetteville
3/10	W, 9-0	Wisconsin	Fayetteville
3/10	W, 16-2	Wisconsin	Fayetteville
3/12	W, 5-1	George Washington	Fresno, Calif.
3/13	L, 5-6	BYU	Fresno, Calif.
3/14	W, 7-4	Gonzaga	Fresno, Calif.
3/15	W, 14-0	Maine	Fresno, Calif.
3/16	W, 9-2	Eastern Michigan	Fresno, Calif.
3/17	W, 6-4	Fresno State	Fresno, Calif.
3/19	W, 7-5	Wisconsin-Osh Kosh	Fayetteville
3/20	W, 13-2	Wisconsin-Osh Kosh	Fayetteville
3/21	W, 6-3	Louisiana Tech	Fayetteville
3/21	W, 4-1	Louisiana Tech	Fayetteville
3/23	W, 6-1	Houston*	Houston, Texas
3/24	W, 6-4	Houston*	Houston, Texas
3/24	L, 0-6	Houston*	Houston, Texas
3/27	W, 8-3	Evangel	Fayetteville
3/30	W, 6-5	Texas Tech*	Fayetteville
3/31	W, 7-6	Texas Tech*	Fayetteville
3/31	W, 12-4	Texas Tech*	Fayetteville
4/1	W, 4-2	Indiana State	Fayetteville
4/4	L, 1-5	School of the Ozarks	Fayetteville
4/6	W, 10-3	TCU*	Fayetteville
4/7	W, 4-3	TCU*	Fayetteville
4/7	W, 7-3	TCU*	Fayetteville
4/8	W, 9-5	Centenary	Fayetteville
4/13	W, 13-3	Baylor*	Waco, Texas
4/14	L, 1-2	Baylor*	Waco, Texas
4/14	W, 3-2	Baylor*	Waco, Texas
4/16	W, 10-6	Dallas Baptist	Fayetteville
4/17	W, 12-5	Northeastern (Okla.) State	Fayetteville
4/18	W, 7-2	SMS	Fayetteville
4/20	W, 9-1	Rice*	Fayetteville
4/21	L, 1-2 (11)	Rice*	Fayetteville
4/21	W, 6-5	Rice*	Fayetteville
4/23	W, 10-3	Oral Roberts	Fayetteville
4/24	W, 7-5	Oklahoma State	Stillwater, Okla.

4/27	W, 13-11	Texas*	Austin, Texas
4/28	L, 3-4	Texas*	Austin, Texas
4/28	W, 6-5	Texas*	Austin, Texas
5/5	L, 3-4	Texas A&M*	Fayetteville
5/5	W, 6-2	Texas A&M*	Fayetteville
5/6	W, 13-4	Texas A&M*	Fayetteville
5/12	W, 6-4	Wichita State	Wichita, Kan.
5/13	L, 0-3	Wichita State	Wichita, Kan.
5/17	W, 7-5	Rice!	Austin, Texas
5/18	L, 4-11	Texas!	Austin, Texas
5/19	L, 1-7	Houston!	Austin, Texas
5/25	L, 5-8	Fordham+	Wichita, Kan.
5/26	L, 6-7	Wichita State+	Wichita, Kan.

\* - SWC Game  
! - SWC Tournament Game  
+ - NCAA Midwest Regional


## 1991 (40-22; 10-11 T-4th SWC)

Date	Result	Opponent	Location
2/12	W, 6-2	Northeastern (Okla.) St	Fayetteville
2/15	W, 7-5	Missouri Southern	Fayetteville
2/16	L, 0-6	Kansas State	Fayetteville
2/16	W, 3-2	Kansas State	Fayetteville
2/17	W, 3-2 (10)	Kansas State	Fayetteville
2/19	W, 15-5	School of the Ozarks	Fayetteville
2/21	W, 2-1	Oral Roberts	Fayetteville
2/22	W, 1-1	Kansas	Fayetteville
2/23	W, 6-5	Kansas	Fayetteville
2/24	W, 17-3	Kansas	Fayetteville
2/27	W, 12-2	Hawaii Pacific	Honolulu, Hawaii
2/28	W, 5-4	Hawaii Pacific	Honolulu, Hawaii
3/1	L, 3-9	Hawaii	Honolulu, Hawaii
3/2	W, 17-9	Hawaii	Honolulu, Hawaii
3/2	L, 1-2	Hawaii	Honolulu, Hawaii
3/6	W, 4-3	Nebraska	Fayetteville
3/6	L, 3-5	Nebraska	Fayetteville
3/8	L, 3-4	Rice*	Houston, Texas
3/9	W, 8-4	Rice*	Houston, Texas
3/9	L, 8-9	Rice*	Houston, Texas
3/11	W, 6-5	Eastern Michigan	Fayetteville
3/12	W, 12-4	Eastern Michigan	Fayetteville
3/13	W, 7-5	Northwest Missouri St	Fayetteville
3/14	W, 8-3	New Mexico State	Shreveport, La.
3/15	L, 2-3	New Orleans	Shreveport, La.
3/16	L, 2-11	Louisiana-Lafayette	Shreveport, La.
3/17	W, 7-3	Centenary	Shreveport, La.
3/18	W, 3-0	Wisconsin-Osh Kosh	Fayetteville
3/19	L, 5-9	Oklahoma State	Stillwater, Okla.
3/20	W, 11-2	Oklahoma	Norman, Okla.
3/22	L, 3-9	Texas A&M* College Station, Texas	
3/23	L, 0-2	Texas A&M* College Station, Texas	
3/23	W, 7-4	Texas A&M* College Station, Texas	

3/27	W, 14-2	Lamar	Fayetteville
3/28	W, 6-5	Lamar	Fayetteville
3/29	L, 3-4	Houston*	Fayetteville
3/30	W, 6-2	Houston*	Fayetteville
3/30	L, 5-6	Houston*	Fayetteville
4/2	W, 10-0	Evangel	Fayetteville
4/5	L, 1-4	Texas Tech*	Lubbock, Texas
4/6	W, 18-10	Texas Tech*	Lubbock, Texas
4/6	W, 6-2	Texas Tech*	Lubbock, Texas
4/8	W, 6-2	Central Oklahoma	Fayetteville
4/9	W, 9-4	Oklahoma State	Fayetteville
4/12	L, 1-4	TCU*	Fort Worth, Texas
4/13	W, 12-2	TCU*	Fort Worth, Texas
4/14	W, 12-6	TCU*	Fort Worth, Texas
4/16	L, 3-11	Missouri	Columbia, Mo.
4/19	W, 13-5	Baylor*	Fayetteville
4/20	W, 7-6	Baylor*	Fayetteville
4/20	L, 6-7	Baylor*	Fayetteville
4/22	L, 4-7	Dallas Baptist	Fayetteville
4/24	W, 1-0	SMS	Fayetteville
4/26	L, 3-7	Indiana State	Terre Haute, Ind.
4/27	W, 6-5	Indiana State	Terre Haute, Ind.
4/27	W, 8-3	Indiana State	Terre Haute, Ind.
4/30	L, 4-6	SMS	Springfield, Mo.
5/3	L, 2-4	Texas*	Fayetteville
5/4	L, 2-3	Texas*	Fayetteville
5/4	W, 4-2	Texas*	Fayetteville
5/11	W, 10-1	Wichita State	Fayetteville
5/12	W, 6-5	Wichita State	Fayetteville

## 1992 (31-26; 10-13 3rd SEC West)

Date	Result	Opponent	Location
2/14	W, 12-1	Missouri Southern	Fayetteville
2/15	L, 13-18	Kansas State	Fayetteville
2/15	W, 13-0	Kansas State	Fayetteville
2/16	W, 19-9	Kansas State	Fayetteville
2/21	W, 13-5	Kansas	Fayetteville
2/22	L, 4-7	Kansas	Fayetteville
2/23	L, 1-4	Kansas	Fayetteville
2/28	W, 9-1	Central Missouri St	Fayetteville
2/29	W, 6-5 (11)	Northwestern State	Fayetteville
3/1	W, 7-2	Northwestern State	Fayetteville
3/4	W, 15-8	SMS	Fayetteville
3/6	W, 14-3	Illinois State	Fayetteville
3/7	W, 6-5 (10)	Illinois State	Fayetteville
3/8	W, 15-4	Illinois State	Fayetteville
3/12	L, 1-6	Gonzaga	Seattle, Wash.
3/13	L, 4-8	Washington State	Seattle, Wash.
3/14	W, 1-0	Tennessee	Seattle, Wash.
3/15	W, 8-1	Pacific Lutheran	Seattle, Wash.
3/16	L, 7-11	Kansas State	Manhattan, Kan.



Phillip Stidham was a dominating player for the Razorbacks in the late '80s and early '90s. He was a freshman All-American in 1989 and three-time All-SWC selection.

# ALL-TIME RESULTS

3/17	L, 5-6	Kansas	Lawrence, Kan.
3/18	L, 2-3	Wisconsin-Osh Kosh	Fayetteville
3/21	W, 1-0	Georgia*	Athens, Ga.
3/21	W, 5-3	Georgia*	Athens, Ga.
3/25	L, 3-5	Oral Roberts	Fayetteville
3/26	W, 13-3	School of the Ozarks	Fayetteville
3/28	W, 8-3	South Carolina*	Fayetteville
3/28	W, 7-2	South Carolina*	Fayetteville
3/29	L, 11-20	South Carolina*	Fayetteville
3/30	W, 10-0	Evangel	Fayetteville
3/31	L, 4-7	Oklahoma State	Fayetteville
4/4	L, 6-14	Kentucky*	Lexington, Ky.
4/4	W, 10-9	Kentucky*	Lexington, Ky.
4/5	L, 7-10	Kentucky*	Lexington, Ky.
4/7	W, 5-4	Wichita State	Wichita, Kan.
4/8	L, 4-22	Wichita State	Wichita, Kan.
4/11	W, 9-7	Auburn*	Fayetteville
4/11	W, 4-1	Auburn*	Fayetteville
4/12	L, 4-14	Auburn*	Fayetteville
4/14	W, 6-5	Northeastern (Okla.) St	Fayetteville
4/18	L, 2-12	LSU*	Baton Rouge, La.
4/18	L, 4-12	LSU*	Baton Rouge, La.
4/19	L, 4-8	LSU*	Baton Rouge, La.
4/21	W, 9-8 (10)	Centenary	Fayetteville
4/23	W, 13-3	Dallas Baptist	Fayetteville
4/25	L, 0-2	Mississippi State*	Starkville, Miss.
4/25	L, 2-3	Mississippi State*	Starkville, Miss.
4/26	L, 6-7	Mississippi State*	Starkville, Miss.
4/30	W, 12-10	SMS	Springfield, Mo.
5/2	L, 2-11	Alabama*	Fayetteville
5/2	L, 3-4	Alabama*	Fayetteville
5/3	W, 7-3	Alabama*	Fayetteville
5/9	L, 4-8	Ole Miss*	Fayetteville
5/9	W, 15-3	Ole Miss*	Fayetteville
5/10	W, 10-0	Ole Miss*	Fayetteville
5/13	W, 8-6	South Carolina!	New Orleans, La.
5/14	L, 1-8	LSU!	New Orleans, La.
5/15	L, 5-9	South Carolina!	New Orleans, La.

\* - SEC Game  
! - SEC Tournament

## 1993 (33-26; 11-16 4th SEC West)

Date	Result	Opponent	Location
2/13	W, 17-1	Missouri Southern	Fayetteville
2/14	W, 10-5	Missouri Southern	Fayetteville
2/21	W, 10-1	Kansas State	Fayetteville
2/22	W, 21-5	Southwest Baptist	Fayetteville
2/27	L, 1-3	Kansas	Fayetteville
2/27	W, 6-4	Kansas	Fayetteville
2/28	W, 9-2	Kansas	Fayetteville
3/5	W, 11-4	Minnesota	Minneapolis, Minn.
3/6	L, 2-3	Georgia Tech	Minneapolis, Minn.
3/7	L, 5-6	Cal State Fullerton	Minneapolis, Minn.
3/13	W, 8-3	Eastern Illinois	Fayetteville
3/14	W, 8-7	Eastern Illinois	Fayetteville
3/14	W, 7-1	Eastern Illinois	Fayetteville
3/15	L, 3-6	Memphis	Memphis, Tenn.
3/17	L, 7-8	Memphis	Memphis, Tenn.
3/20	W, 12-2	Northern Illinois	Fayetteville
3/21	W, 11-3	Northern Illinois	Fayetteville
3/21	W, 11-5	Northern Illinois	Fayetteville
3/23	W, 8-0	Oklahoma	Fayetteville
3/24	W, 8-4	SMS	Fayetteville
3/25	W, 5-2	Northeastern (Okla.) St	Fayetteville
3/27	W, 7-2	Georgia*	Fayetteville
3/27	W, 11-1	Georgia*	Fayetteville
3/28	W, 5-4 (10)	Georgia*	Fayetteville
3/30	W, 4-3	Wichita State	Fayetteville
3/31	W, 13-5	Oral Roberts	Fayetteville
4/3	L, 11-18	South Carolina*	Columbia, S.C.
4/3	L, 1-8	South Carolina*	Columbia, S.C.
4/4	L, 3-5	South Carolina*	Columbia, S.C.
4/5	L, 1-9	Wichita State	Wichita, Kan.
4/9	W, 1-0	Kentucky*	Fayetteville
4/10	L, 3-9	Kentucky*	Fayetteville
4/10	W, 8-4	Kentucky*	Fayetteville
4/17	W, 8-7	Auburn*	Auburn, Ala.
4/17	L, 1-6	Auburn*	Auburn, Ala.
4/18	L, 3-8	Auburn*	Auburn, Ala.
4/19	W, 4-1	Oklahoma State	Fayetteville
4/20	W, 16-1	Oral Roberts	Tulsa, Okla.
4/21	L, 7-9	Northeastern (Okla.) St	Fayetteville
4/24	L, 0-3	LSU*	Fayetteville
4/24	L, 2-4	LSU*	Fayetteville
4/25	L, 2-8	LSU*	Fayetteville
4/26	L, 1-4	Oklahoma State	Stillwater, Okla.
4/28	L, 10-11	SMS	Springfield, Mo.
5/1	L, 3-5	Mississippi State*	Fayetteville

5/1	L, 4-6	Mississippi State*	Fayetteville
5/2	W, 8-3	Mississippi State*	Fayetteville
5/8	L, 2-4	Alabama*	Tuscaloosa, Ala.
5/8	W, 8-1	Alabama*	Tuscaloosa, Ala.
5/9	L, 1-10	Alabama*	Tuscaloosa, Ala.
5/12	W, 5-1	Lamar	Fayetteville
5/13	W, 12-10	Lamar	Fayetteville
5/13	L, 7-14	Lamar	Fayetteville
5/15	W, 8-7	Ole Miss*	Oxford, Miss.
5/15	W, 5-1	Ole Miss*	Oxford, Miss.
5/16	L, 1-3	Ole Miss*	Oxford, Miss.
5/20	W, 5-2	Mississippi State!	Baton Rouge, La.
5/21	L, 1-3	Auburn!	Baton Rouge, La.
5/22	L, 7-13	LSU!	Baton Rouge, La.

## 1994 (30-27; 13-13 4th SEC West)

Date	Result	Opponent	Location
2/11	L, 3-7	TCU	Fort Worth, Texas
2/12	L, 4-21	TCU	Fort Worth, Texas
2/13	L, 4-6 (13)	TCU	Fort Worth, Texas
2/18	L, 3-5	Kansas	Fayetteville
2/19	L, 2-4	Kansas	Fayetteville
2/20	W, 5-3	Kansas	Fayetteville
2/22	W, 15-6	Southwest Baptist	Fayetteville
2/25	W, 22-4	Kansas State	Fayetteville
2/26	L, 10-11	Kansas State	Fayetteville
2/27	W, 4-1	Kansas State	Fayetteville
3/2	W, 10-3	Missouri Southern	Fayetteville
3/4	W, 13-6	Southeastern (Okla.) St	Fayetteville
3/5	W, 11-5	Centenary	Fayetteville
3/6	W, 13-1	Centenary	Fayetteville
3/11	W, 4-2	Southern Miss	Fayetteville
3/12	W, 16-9	Southern Miss	Fayetteville
3/13	L, 8-9 (10)	Southern Miss	Fayetteville
3/15	W, 10-5	Oklahoma State	Fayetteville
3/16	W, 7-1	Memphis	Fayetteville
3/17	W, 6-3	Memphis	Fayetteville
3/19	L, 3-9	UNLV	Las Vegas, Nev.
3/20	L, 4-7 (11)	UNLV	Las Vegas, Nev.
3/21	L, 7-8	UNLV	Las Vegas, Nev.
3/23	W, 13-9	Oklahoma State	Stillwater, Okla.
3/25	L, 4-8	Tennessee*	Fayetteville
3/26	L, 11-12 (10)	Tennessee*	Fayetteville
3/27	W, 17-11	Tennessee*	Fayetteville
3/30	L, 7-8	Oral Roberts	Tulsa, Okla.
3/31	W, 7-4	Oral Roberts	Fayetteville
4/1	W, 6-0	Vanderbilt*	Nashville, Tenn.
4/2	W, 12-7	Vanderbilt*	Nashville, Tenn.
4/3	W, 7-5	Vanderbilt*	Nashville, Tenn.
4/6	L, 2-11	Oklahoma	Norman, Okla.
4/8	L, 2-5	Florida*	Gainesville, Fla.
4/9	L, 7-8	Florida*	Gainesville, Fla.
4/10	L, 2-3 (11)	Florida*	Gainesville, Fla.
4/12	L, 1-3	Oral Roberts	Tulsa, Okla.
4/15	W, 7-6	Auburn*	Fayetteville
4/16	L, 3-6	Auburn*	Fayetteville
4/17	W, 10-0	Auburn*	Fayetteville
4/19	W, 16-7	SMS	Springfield, Mo.
4/20	L, 2-12	Oral Roberts	Fayetteville
4/23	L, 3-11	LSU*	Baton Rouge, La.
4/23	L, 4-16	LSU*	Baton Rouge, La.
4/24	W, 6-5	LSU*	Baton Rouge, La.
4/27	W, 4-0	Northeastern (Okla.) St	Fayetteville
4/29	L, 9-10	Mississippi State*	Starkville, Miss.
4/30	W, 12-11	Mississippi State*	Starkville, Miss.
5/1	W, 14-4	Mississippi State*	Starkville, Miss.
5/6	W, 6-5	Alabama*	Fayetteville
5/7	W, 14-6	Alabama*	Fayetteville
5/8	W, 7-3	Alabama*	Fayetteville
5/13	L, 6-12	Ole Miss*	Fayetteville
5/14	L, 2-7	Ole Miss*	Fayetteville
5/15	W, 8-5	Ole Miss*	Fayetteville
5/19	L, 1-3	Auburn!	Oxford, Miss.
5/20	L, 4-6	LSU!	Oxford, Miss.

## 1995 (38-23; 13-15 5th SEC West)

Date	Result	Opponent	Location
2/10	W, 5-4	Missouri Southern	Fayetteville
2/17	W, 12-10	Kansas	Fayetteville
2/18	W, 8-2	Kansas	Fayetteville
2/19	W, 8-6	Kansas	Fayetteville
2/21	W, 10-1	Southwest Baptist	Fayetteville
2/24	W, 8-5	Evansville	Fayetteville


2/25	W, 6-5	Evansville	Fayetteville
2/26	L, 2-3	Evansville	Fayetteville
3/4	W, 9-7	TCU	Fayetteville
3/5	W, 8-4	TCU	Fayetteville
3/5	W, 3-2	TCU	Fayetteville
3/8	W, 9-8	Central Missouri St	Fayetteville
3/10	W, 10-1	Southern Miss	Hattiesburg, Miss.
3/11	L, 3-4 (12)	Southern Miss	Hattiesburg, Miss.
3/12	W, 8-2	Southern Miss	Hattiesburg, Miss.
3/15	W, 7-4	Wisconsin-Osh Kosh	Fayetteville
3/17	W, 5-4	Oregon State	San Jose, Calif.
3/17	W, 10-3	Santa Clara	San Jose, Calif.
3/18	W, 12-8	San Jose State	San Jose, Calif.
3/19	W, 7-4	San Jose State	San Jose, Calif.
3/20	L, 6-18	Oklahoma State	Stillwater, Okla.
3/21	W, 7-0	Oral Roberts	Tulsa, Okla.
3/22	L, 9-22	Oklahoma State	Fayetteville
3/24	L, 0-7	Tennessee*	Knoxville, Tenn.
3/25	L, 4-5 (12)	Tennessee*	Knoxville, Tenn.
3/26	L, 4-5	Tennessee*	Knoxville, Tenn.
3/29	W, 11-0	Northeastern (Okla.) St	Fayetteville
3/31	W, 10-7	Vanderbilt*	Fayetteville
4/1	W, 15-5	Vanderbilt*	Fayetteville
4/2	L, 6-7 (10)	Vanderbilt*	Fayetteville
4/4	W, 8-2 (11)	Oral Roberts	Tulsa, Okla.
4/5	L, 1-5	Wichita State	Wichita, Kan.
4/7	W, 5-4	Florida*	Fayetteville
4/8	W, 13-5	Florida*	Fayetteville
4/9	L, 2-5	Florida*	Fayetteville
4/12	W, 10-6	Southeast Missouri St	Fayetteville
4/14	L, 1-7	Auburn*	Auburn, Ala.
4/15	L, 1-3	Auburn*	Auburn, Ala.
4/16	L, 7-11	Auburn*	Auburn, Ala.
4/21	L, 3-10	LSU*	Fayetteville
4/23	L, 7-13	LSU*	Fayetteville
4/23	W, 5-3	LSU*	Fayetteville
4/25	L, 0-5	Oral Roberts	Tulsa, Okla.
4/26	W, 9-1	Oral Roberts	Fayetteville
4/28	W, 16-1	Mississippi State*	Fayetteville
4/29	W, 10-9	Mississippi State*	Fayetteville
4/30	W, 12-7	Mississippi State*	Fayetteville
5/2	W, 5-2	Northwestern State	Fayetteville
5/5	W, 12-4	Alabama*	Tuscaloosa, Ala.
5/6	W, 9-3	Alabama*	Tuscaloosa, Ala.
5/7	L, 4-7	Alabama*	Tuscaloosa, Ala.
5/12	L, 1-3	Ole Miss*	Oxford, Miss.
5/13	L, 2-11	Ole Miss*	Oxford, Miss.
5/14	W, 5-4	Ole Miss*	Oxford, Miss.
5/15	W, 1-0	Memphis	Memphis, Tenn.
5/18	W, 5-2	Ole Miss!	Starkville, Miss.
5/19	W, 5-2	Alabama!	Starkville, Miss.

5/20	L, 7-8	Alabama!	Starkville, Miss.
5/21	L, 6-7	LSU!	Starkville, Miss.
5/27	L, 3-10	Stanford+	Wichita, Kan.
5/28	L, 10-14	Texas Tech+	Wichita, Kan.

\* - SEC Game  
! - SEC Western Division Tournament  
+ - NCAA Midwest I Regional

## 1996 (39-20; 15-15 4th SEC West)

Date	Result	Opponent	Location
2/7	W, 15-2	Missouri Southern	Fayetteville
2/10	W, 9-6	Texas-San Antonio	San Antonio, Texas
2/10	W, 10-7	Texas-San Antonio	San Antonio, Texas
2/11	W, 18-1	Texas-San Antonio	San Antonio, Texas
2/13	W, 11-9	Oklahoma City	Fayetteville
2/16	W, 13-6	Northwestern St	Natchitoches, La.
2/17	W, 14-5	Northwestern St	Natchitoches, La.
2/18	W, 10-5	Northwestern St	Natchitoches, La.
2/20	W, 19-7	Oral Roberts	Fayetteville
2/21	W, 6-0	SMS	Springfield, Mo.
2/23	W, 7-6 (10)	Kansas State	Fayetteville
2/24	W, 9-5	Kansas State	Fayetteville
2/25	W, 11-3	Kansas State	Fayetteville
2/27	W, 9-8	Oklahoma	Fayetteville
3/1	W, 14-0	Iowa State	Fayetteville
3/2	W, 21-5	Iowa State	Fayetteville
3/3	W, 12-2	Iowa State	Fayetteville
3/5	W, 10-5	Pittsburg State	Fayetteville
3/9	L, 3-9	Tennessee*	Fayetteville
3/9	L, 3-4	Tennessee*	Fayetteville
3/10	W, 15-3	Tennessee*	Fayetteville
3/13	W, 5-0	Wichita State	Fayetteville
3/15	L, 2-5	Vanderbilt*	Fayetteville
3/16	W, 6-3	Vanderbilt*	Fayetteville
3/17	W, 16-11	Vanderbilt*	Fayetteville
3/18	L, 3-8	Kansas	Lawrence, Kan.
3/23	W, 16-9	Kentucky*	Lexington, Ky.
3/23	L, 5-6	Kentucky*	Lexington, Ky.
3/24	W, 7-5	Kentucky*	Lexington, Ky.
3/26	W, 8-3	Southwest Missouri St	Fayetteville
3/29	W, 8-1	South Carolina*	Fayetteville
3/30	W, 2-1	South Carolina*	Fayetteville
3/31	L, 2-13	South Carolina*	Fayetteville
4/2	W, 3-2	Oral Roberts	Tulsa, Okla.
4/5	L, 3-7	Georgia*	Athens, Ga.
4/6	W, 4-3	Georgia*	Athens, Ga.
4/7	L, 6-7	Georgia*	Athens, Ga.
4/10	L, 7-8 (10)	Oral Roberts	Tulsa, Okla.
4/13	W, 9-2	Auburn*	Fayetteville
4/13	W, 9-6	Auburn*	Fayetteville



Allen Williams was Arkansas' first All-SEC performer, earning the honor in 1992 and 1994.



# ALL-TIME RESULTS



Matt Carnes pitched for the Razorbacks from 1995-97. He set the school record with 301 strikeouts before Nick Schmidt broke his record in 2007.

4/14 L, 2-4 Auburn*	Fayetteville	3/26 W, 13-8 Northwestern State	Fayetteville
4/16 W, 4-2 Missouri Southern	Fayetteville	3/28 W, 11-8 South Carolina*	Columbia, S.C.
4/19 W, 3-2 LSU*	Baton Rouge, La.	3/29 L, 9-14 South Carolina*	Columbia, S.C.
4/20 L, 4-11 LSU*	Baton Rouge, La.	3/30 W, 30-7 South Carolina*	Columbia, S.C.
4/21 L, 4-9 LSU*	Baton Rouge, La.	4/1 W, 4-3 Missouri	Fayetteville
4/24 W, 18-5 Oral Roberts	Fayetteville	4/2 W, 12-8 Missouri Southern	Fayetteville
4/26 L, 6-8 Mississippi State*	Starkville, Miss.	4/5 W, 11-2 Georgia*	Fayetteville
4/27 W, 6-2 Mississippi State*	Starkville, Miss.	4/5 W, 15-6 Georgia*	Fayetteville
4/28 L, 6-10 Mississippi State*	Starkville, Miss.	4/6 W, 17-8 Georgia*	Fayetteville
5/1 W, 7-3 Northeastern (Okla.) St	Fayetteville	4/9 W, 8-0 Louisiana Tech	Fayetteville
5/3 W, 9-3 Alabama*	Fayetteville	4/9 W, 3-2 Louisiana Tech	Fayetteville
5/4 L, 3-7 Alabama*	Fayetteville	4/11 W, 14-13 (10) Ole Miss*	Fayetteville
5/5 L, 2-3 Alabama*	Fayetteville	4/12 W, 12-7 Ole Miss*	Fayetteville
5/10 W, 18-4 Ole Miss*	Oxford, Miss.	4/13 W, 8-6 Ole Miss*	Fayetteville
5/11 L, 2-3 Ole Miss*	Oxford, Miss.	4/15 W, 8-6 Missouri	Columbia, Mo.
5/12 W, 8-3 Ole Miss*	Oxford, Miss.	4/16 W, 24-3 Northeastern (Okla.) St	Fayetteville
5/15 L, 5-7 Kentucky!	Birmingham, Ala.	4/18 L, 4-11 Auburn*	Auburn, Ala.
5/23 L, 5-6 Oklahoma State+	Lubbock, Texas	4/19 W, 9-5 Auburn*	Auburn, Ala.
5/24 L, 5-15 Southern Cal+	Lubbock, Texas	4/20 L, 3-12 Auburn*	Auburn, Ala.

! - SEC Game  
\* - SEC Tournament  
+ - NCAA Central II Regional

## 1997 (36-20; 15-14 5th SEC West)

Date	Result	Opponent	Location
2/9	W, 10-6	Louisiana-Monroe	Fayetteville
2/11	W, 24-1	Missouri Southern	Fayetteville
2/14	W, 26-6	Iowa	Arlington, Texas
2/15	L, 6-7	Kansas State	Arlington, Texas
2/16	W, 11-1	Texas-Arlington	Arlington, Texas
2/19	W, 14-6	Oklahoma City	Fayetteville
2/22	W, 8-4	Texas-San Antonio	Fayetteville
2/22	W, 13-5	Texas-San Antonio	Fayetteville
2/23	L, 2-7	Texas-San Antonio	Fayetteville
2/28	W, 6-4	Navy	Millington, Texas
2/28	L, 5-8	Notre Dame	Millington, Texas
3/4	W, 22-6	Central Missouri State	Fayetteville
3/7	L, 3-5	Tennessee*	Knoxville, Tenn.
3/8	L, 10-13	Tennessee*	Knoxville, Tenn.
3/9	L, 12-13	Tennessee*	Knoxville, Tenn.
3/10	W, 21-11	Iowa State	Fayetteville
3/14	W, 13-4	Vanderbilt*	Nashville, Tenn.
3/15	L, 10-13 (12)	Vanderbilt*	Nashville, Tenn.
3/16	W, 18-5	Vanderbilt*	Nashville, Tenn.
3/18	W, 8-5	Kansas	Fayetteville
3/19	L, 2-8	Kansas	Fayetteville
3/21	L, 5-11	Kentucky*	Fayetteville
3/22	W, 9-8 (10)	Kentucky*	Fayetteville
3/23	W, 11-4	Kentucky*	Fayetteville
3/25	W, 5-4	Northwestern State	Fayetteville

## 1998 (38-21; 13-14 5th SEC West)

Date	Result	Opponent	Location
2/11	W, 24-5	Missouri Southern	Fayetteville
2/14	W, 4-1	Texas-San Antonio	San Antonio, Texas
2/15	W, 10-5	Texas-San Antonio	San Antonio, Texas
2/18	W, 13-4	Pittsburg State	Fayetteville
2/20	W, 16-0	Eastern Illinois	Fayetteville
2/21	L, 4-5	Eastern Illinois	Fayetteville
2/22	W, 8-1	Eastern Illinois	Fayetteville
2/23	W, 20-2	Southwest Baptist	Fayetteville
2/24	L, 2-4	SMS	Fayetteville
2/27	W, 9-0	Tulane	New Orleans, La.
2/28	W, 6-5 (10)	LSU	New Orleans, La.
3/1	L, 6-13	New Orleans	New Orleans, La.
3/4	W, 9-6	Oklahoma City	Fayetteville
3/6	W, 11-1	South Carolina*	Fayetteville

1999 (42-23; 22-8 1st SEC West; SEC Champions)	Norm DeBrynn	Date	Result	Opponent	Location
3/8 W, 17-16 South Carolina*	Fayetteville	2/6 W, 7-6 Missouri Southern	Fayetteville		
3/10 W, 9-1 Baylor	Fayetteville	2/12 L, 2-6 Louisiana-Lafayette	Lafayette, La.		
3/13 W, 5-3 Vanderbilt*	Fayetteville	2/13 L, 6-8 Louisiana-Monroe	Lafayette, La.		
3/14 W, 10-4 Vanderbilt*	Fayetteville	2/14 L, 8-10 Dallas Baptist	Lafayette, La.		
3/15 L, 4-9 Vanderbilt*	Fayetteville	2/19 W, 12-2 Texas-San Antonio	Fayetteville		
3/18 W, 12-7 Kansas	Lawrence, Kan.	2/20 W, 10-4 Iowa State	Fayetteville		
3/20 L, 5-9 LSU*	Baton Rouge, La.	2/21 W, 5-3 Texas-San Antonio	Fayetteville		
3/21 L, 3-6 LSU*	Baton Rouge, La.	2/21 W, 18-7 Iowa State	Fayetteville		
3/22 L, 6-27 LSU*	Baton Rouge, La.	2/23 W, 10-8 Oklahoma City	Fayetteville		
3/24 W, 4-2 Central Michigan	Fayetteville	2/26 W, 8-3 Eastern Illinois	Fayetteville		
3/25 W, 7-2 Central Michigan	Fayetteville	2/27 W, 17-2 Eastern Illinois	Fayetteville		
3/27 W, 12-10 Ole Miss*	Oxford, Miss.	2/28 W, 10-3 Eastern Illinois	Fayetteville		
3/28 W, 16-8 Ole Miss*	Oxford, Miss.	3/2 L, 3-9 SMS	Springfield, Mo.		
3/29 L, 10-13 Ole Miss*	Oxford, Miss.	3/5 L, 4-5 (12) Long Beach St	Long Beach, Calif.		
3/31 W, 19-8 Louisiana Tech	Fayetteville	3/6 W, 11-4 Long Beach St	Long Beach, Calif.		
4/1 L, 3-7 Oklahoma State	Tulsa, Okla.	3/7 L, 0-8 Long Beach St	Long Beach, Calif.		
4/3 W, 11-8 Alabama*	Fayetteville	3/12 L, 4-11 Auburn*	Auburn, Ala.		
4/4 L, 1-9 Alabama*	Fayetteville	3/13 W, 20-9 Auburn*	Auburn, Ala.		
4/5 L, 3-5 Alabama*	Fayetteville	3/14 L, 12-13 Auburn*	Auburn, Ala.		
4/7 W, 5-3 Long Beach State	Fayetteville	3/16 W, 10-3 Louisiana Tech	Ruston, La.		
4/8 W, 12-9 Long Beach State	Fayetteville	3/17 W, 10-8 Louisiana-Monroe	Monroe, La.		
4/10 L, 2-11 Auburn*	Fayetteville	3/19 W, 11-4 LSU*	Fayetteville		
4/11 L, 5-6 Auburn*	Fayetteville	3/20 L, 4-10 LSU*	Fayetteville		
4/12 W, 4-2 Auburn*	Fayetteville	3/21 W, 7-6 LSU*	Fayetteville		
4/15 W, 19-7 Oral Roberts	Fayetteville	3/23 W, 7-6 Kansas	Fayetteville		
4/17 W, 11-8 Tennessee*	Knoxville, Tenn.	3/24 L, 6-9 Kansas	Fayetteville		
4/21 W, 11-2 Missouri Southern	Fayetteville	3/26 W, 10-6 Tennessee*	Fayetteville		
4/22 W, 8-5 Oral Roberts	Tulsa, Okla.	3/27 W, 7-3 Tennessee*	Fayetteville		
4/24 W, 17-1 Kentucky*	Lexington, Ky.	3/28 W, 13-12 Tennessee*	Fayetteville		
4/25 L, 5-15 Kentucky*	Lexington, Ky.	3/31 W, 18-2 Centenary	Fayetteville		
4/26 L, 3-4 Kentucky*	Lexington, Ky.	4/2 W, 8-1 Florida*	Gainesville, Fla.		
4/28 W, 16-5 Wichita State	Fayetteville	4/3 W, 6-5 Florida*	Gainesville, Fla.		
5/1 L, 6-7 Florida*	Fayetteville	4/4 W, 10-5 Florida*	Gainesville, Fla.		
5/2 L, 9-13 Florida*	Fayetteville	4/6 L, 3-6 UCLA	Fayetteville		
5/3 W, 4-3 Florida*	Fayetteville	4/7 L, 4-5 UCLA	Fayetteville		
5/8 W, 14-10 (10) Mississippi State*	Starkville, Miss.	4/9 W, 15-2 Kentucky*	Fayetteville		
5/9 L, 3-17 Mississippi State*	Starkville, Miss.	4/10 W, 10-1 Kentucky*	Fayetteville		
5/10 W, 8-3 Mississippi State*	Starkville, Miss.	4/11 W, 9-5 Kentucky*	Fayetteville		
5/13 W, 8-4 LSU!	Hoover, Ala.	4/14 W, 15-6 Oral Roberts	Tulsa, Okla.		
5/14 W, 10-3 Mississippi State!	Hoover, Ala.	4/16 L, 5-6 Vanderbilt*	Nashville, Tenn.		
5/16 W, 7-3 Mississippi State!	Hoover, Ala.	4/17 W, 5-2 Vanderbilt*	Nashville, Tenn.		
5/17 L, 5-7 Auburn!	Hoover, Ala.	4/18 W, 10-7 Vanderbilt*	Fayetteville		
5/21 L, 4-8 Arizona State+	Wichita, Kan.	4/21 L, 5-12 Oral Roberts	Fayetteville		
5/22 W, 3-2 (11) Wichita State+	Wichita, Kan.	4/23 L, 3-8 Alabama*	Tuscaloosa, Ala.		
5/23 L, 0-2 Georgia Tech+	Wichita, Kan.	4/24 L, 8-15 Alabama*	Tuscaloosa, Ala.		
* - SEC Game		4/25 L, 8-9 Alabama*	Tuscaloosa, Ala.		
! - SEC Tournament		4/27 L, 4-5 (14) Wichita State	Wichita, Kan.		
+ - NCAA Midwest Regional		4/30 W, 6-4 Mississippi State*	Fayetteville		



Ryan Lundquist is Arkansas' single-season home run leader with 24 in 1997.

# ALL-TIME RESULTS

5/1	W, 7-4	Mississippi State*	Fayetteville	3/15	L, 3-10	Nebraska	Fayetteville
5/2	W, 7-5	Mississippi State*	Fayetteville	3/17	L, 6-11	Auburn*	Fayetteville
5/7	W, 8-1	Ole Miss*	Fayetteville	3/18	L, 7-10	Auburn*	Fayetteville
5/8	W, 9-4	Ole Miss*	Fayetteville	3/19	L, 11-21	Auburn*	Fayetteville
5/9	W, 7-4	Ole Miss*	Fayetteville	3/21	W, 10-8	Oklahoma State	Stillwater, Okla.
5/14	W, 8-2	South Carolina*	Columbia, S.C.	3/22	W, 10-3	Kansas	Lawrence, Kan.
5/15	L, 6-16	South Carolina*	Columbia, S.C.	3/24	L, 7-8 (11)	Florida*	Fayetteville
5/16	W, 13-5	South Carolina*	Columbia, S.C.	3/25	L, 7-8 (10)	Florida*	Fayetteville
5/19	W, 6-4	Kentucky!	Fayetteville	3/26	L, 4-7	Florida*	Fayetteville
5/20	L, 2-3 (11)	Auburn!	Hoover, Ala.	3/28	L, 1-2	Oklahoma State	Fayetteville
5/21	W, 9-8	LSU!	Hoover, Ala.	3/31	L, 2-3	Mississippi State*	Starkville, Miss.
5/22	W, 9-5	Auburn!	Hoover, Ala.	4/7	L, 3-12	LSU*	Baton Rouge, La.
5/22	W, 9-6	Auburn!	Hoover, Ala.	4/8	L, 5-12	LSU*	Baton Rouge, La.
5/23	L, 3-9	Alabama!	Hoover, Ala.	4/9	L, 11-17	LSU*	Baton Rouge, La.
5/28	W, 10-6	Delaware+	Fayetteville	4/11	W, 5-4	Oral Roberts	Tulsa, Okla.
5/29	L, 8-9 (10)	SMS+	Fayetteville	4/14	L, 5-6	Alabama*	Fayetteville
5/29	L, 4-12	Clemson+	Fayetteville	4/15	L, 7-8	Alabama*	Fayetteville
* - SEC Game				4/16	L, 8-9	Alabama*	Fayetteville
! - SEC Tournament				4/18	L, 4-8	Oral Roberts	Fayetteville
+ - NCAA Fayetteville Regional				4/21	L, 2-10	Georgia*	Athens, Ga.
				4/22	L, 8-14	Georgia*	Athens, Ga.
				4/23	L, 5-15	Georgia*	Athens, Ga.
				4/25	W, 15-14	Wichita State	Wichita, Kan.

## 2000 (24-30; 8-20 6th SEC West)

Date	Result	Opponent	Location
2/5	W, 18-5	Missouri Southern	Fayetteville
2/11	W, 4-3	Southeast Missouri St	Fayetteville
2/12	W, 3-1	Southeast Missouri St	Fayetteville
2/13	L, 7-8	Southeast Missouri St	Fayetteville
2/18	W, 1-0	Washington State	Arlington, Texas
2/19	L, 5-8	Texas-Arlington	Arlington, Texas
2/20	L, 2-13	Nebraska	Arlington, Texas
2/22	W, 7-3	Oklahoma City	Fayetteville
2/25	L, 8-9	Long Beach State	Fayetteville
2/26	L, 3-16	Long Beach State	Fayetteville
2/27	L, 6-8	Long Beach State	Fayetteville
2/29	W, 7-6 (10)	Centenary	Fayetteville
3/1	W, 21-9	Centenary	Fayetteville
3/4	W, 15-5	Miami (Ohio)	Fayetteville
3/5	W, 5-1	Miami (Ohio)	Fayetteville
3/7	W, 7-4	Saint Louis	Fayetteville
3/8	W, 14-4	Saint Louis	Fayetteville
3/10	W, 10-5	Tennessee*	Knoxville, Tenn.
3/11	W, 14-5	Tennessee*	Knoxville, Tenn.
3/12	L, 0-14	Tennessee*	Knoxville, Tenn.
3/14	L, 4-10	Nebraska	Fayetteville

## 2001 (27-29; 11-19 6th SEC West)

Date	Result	Opponent	Location
2/4	W, 25-6	Missouri Southern	Fayetteville
2/9	L, 6-7	Texas-San Antonio	San Antonio, Texas
2/10	L, 2-4	Texas-San Antonio	San Antonio, Texas
2/11	W, 4-1	Texas-San Antonio	San Antonio, Texas
2/17	W, 12-4	Long Beach State	Fayetteville
2/18	W, 6-3	Long Beach State	Fayetteville
2/21	W, 14-4	Oklahoma City	Fayetteville




Norm DeBriyn accepting the 1999 SEC Championship trophy after his Razorbacks posted a 22-8 record in conference play for their first SEC crown.

2/23	W, 6-2	Eastern Illinois	Fayetteville	2/24	W, 5-3	Long Beach State	Long Beach, Calif.
2/25	W, 10-4	Eastern Illinois	Fayetteville	2/27	W, 7-1	Missouri Valley	Fayetteville
2/25	W, 17-4	Eastern Illinois	Fayetteville	3/5	W, 10-1	SMS	Fayetteville
2/27	L, 4-8	Northwestern State	Fayetteville	3/8	W, 5-2	McNeese State	Fayetteville
3/2	L, 0-6	Minnesota	Minneapolis, Minn.	3/9	L, 9-14	McNeese State	Fayetteville
3/3	W, 6-4	San Diego State	Minneapolis, Minn.	3/10	L, 1-4	McNeese State	Fayetteville
3/4	L, 2-8	Miami (Fla.)	Minneapolis, Minn.	3/12	L, 1-7	Oklahoma	Norman, Okla.
3/6	L, 1-4	Evansville	Fayetteville	3/15	L, 3-10	Georgia*	Athens, Ga.
3/7	W, 5-1	Evansville	Fayetteville	3/16	L, 4-8	Georgia*	Athens, Ga.
3/9	L, 5-16	South Carolina*	Columbia, S.C.	3/17	W, 16-12 (10)	Georgia*	Athens, Ga.
3/10	L, 4-7	South Carolina*	Columbia, S.C.	3/19	W, 11-10	Missouri	Columbia, Mo.
3/11	L, 3-9	South Carolina*	Columbia, S.C.	3/20	W, 6-4	Saint Louis	St. Louis, Mo.
3/13	L, 0-5	Wichita State	Wichita, Kan.	3/22	L, 5-9	Alabama*	Fayetteville
3/16	W, 8-5	Georgia*	Fayetteville	3/23	W, 10-0	Alabama*	Fayetteville
3/17	W, 20-3	Georgia*	Fayetteville	3/24	L, 1-4	Alabama*	Fayetteville
3/18	L, 6-7	Georgia*	Fayetteville	3/26	W, 16-4	Centenary	Fayetteville
3/20	W, 2-0	Kansas State	Shreveport, La.	3/27	W, 10-2	Centenary	Fayetteville
3/20	L, 1-12	Louisiana Tech	Shreveport, La.	3/30	L, 3-4	Vanderbilt*	Nashville, Tenn.
3/21	W, 5-0	Centenary	Shreveport, La.	4/3	W, 7-4	SMS	Springfield, Mo.
3/23	L, 4-7	Florida*	Gainesville, Fla.	4/5	W, 7-4	South Carolina*	Fayetteville
3/24	L, 4-8	Florida*	Gainesville, Fla.	4/6	W, 8-7 (15)	South Carolina*	Fayetteville
3/25	L, 1-4	Florida*	Gainesville, Fla.	4/9	W, 9-6	Oklahoma	Fayetteville
3/27	W, 6-5	Kansas	Fayetteville	4/12	L, 4-17	Mississippi State*	Starkville, Miss.
3/30	W, 6-5	Mississippi State*	Fayetteville	4/13	W, 7-3	Mississippi State*	Starkville, Miss.
3/31	L, 3-9	Mississippi State*	Fayetteville	4/14	L, 4-6	Mississippi State*	Starkville, Miss.
4/1	L, 2-10	Mississippi State*	Fayetteville	4/16	W, 14-0	Oral Roberts	Tulsa, Okla.
4/3	L, 9-10	SMS	Springfield, Mo.	4/17	W, 5-1	Pittsburg State	Fayetteville
4/6	W, 3-2	Ole Miss*	Fayetteville	4/19	L, 9-14	Tennessee*	Fayetteville
4/7	L, 6-11	Ole Miss*	Fayetteville	4/20	W, 7-6 (12)	Tennessee*	Fayetteville
4/8	W, 10-3	Ole Miss*	Fayetteville	4/21	W, 9-2	Tennessee*	Fayetteville
4/10	W, 5-4	Oklahoma	Norman, Okla.	4/23	L, 2-3	Wichita State	Fayetteville
4/13	L, 1-10	Auburn*	Auburn, Ala.	4/26	L, 0-3	LSU*	Baton Rouge, La.
4/14	L, 4-11	Auburn*	Auburn, Ala.	4/27	L, 0-8	LSU*	Baton Rouge, La.
4/15	L, 5-10	Auburn*	Auburn, Ala.	4/28	L, 5-13	LSU*	Baton Rouge, La.
4/17	W, 4-2	Oral Roberts	Tulsa, Okla.	4/30	W, 6-3	Oral Roberts	Fayetteville
4/20	L, 7-8	Tennessee*	Knoxville, Tenn.	5/1	L, 7-10	SMS	Fayetteville
4/21	L, 3-6	Tennessee*	Knoxville, Tenn.	5/3	W, 5-1	Kentucky*	Fayetteville
4/22	W, 14-1	Tennessee*	Knoxville, Tenn.	5/4	L, 2-5	Kentucky*	Fayetteville
4/24	L, 5-6	Oklahoma State	Tulsa, Okla.	5/5	L, 0-1	Kentucky*	Fayetteville
4/27	L, 4-5	Kentucky*	Lexington, Ky.	5/10	W, 5-4	Ole Miss*	Oxford, Miss.
4/28	W, 16-11	Kentucky*	Lexington, Ky.	5/11	W, 11-5	Ole Miss*	Oxford, Miss.
4/29	W, 9-5	Kentucky*	Lexington, Ky.	5/12	W, 10-8	Ole Miss*	Oxford, Miss.
5/1	W, 10-0	Oral Roberts	Fayetteville	5/14	L, 1-5	Southeast Missouri State*	Fayetteville
5/4	W, 8-1	LSU*	Fayetteville	5/15	L, 4-5	Southeast Missouri State*	Fayetteville
5/5	W, 5-4	LSU*	Fayetteville	5/17	W, 18-5	Auburn*	Fayetteville
5/6	W, 4-3	LSU*	Fayetteville	5/18	L, 3-7	Auburn*	Fayetteville
5/11	L, 6-11	Alabama*	Tuscaloosa, Ala.	5/19	W, 4-1	Auburn*	Fayetteville
5/12	L, 9-10	Alabama*	Tuscaloosa, Ala.	5/22	L, 1-10	South Carolina!	Hoover, Ala.
5/13	L, 6-8	Alabama*	Tuscaloosa, Ala.	5/23	W, 7-3	Auburn!	Hoover, Ala.

\* - SEC Game

## 2002 (35-28; 13-14 5th SEC West)

Date	Result	Opponent	Location
2/11	W, 13-1	Missouri Southern	Fayetteville
2/12	W, 5-4	Oklahoma City	Fayetteville
2/15	W, 18-1	Air Force	Arlington, Texas
2/16	L, 2-3	SMS	Arlington, Texas
2/17	W, 7-1	Texas-Arlington	Arlington, Texas
2/22	L, 1-7	Long Beach State	Long Beach, Calif.
2/23	L, 0-4	Long Beach State	Long Beach, Calif.



Charlie Isaacson won 21 games for Arkansas from 1999-2002. He earned All-America honors following the 1999 season.



Dave Van Horn took over the Arkansas program in 2003 and boasts a 444-245 record with the Razorbacks.

#### 2003 (35-22; 14-16 6th SEC West)

Date	Result	Opponent	Location
2/11	W, 9-5	Creighton	Fayetteville
2/14	W, 5-1	Eastern Illinois	Fayetteville
2/15	W, 17-3	Eastern Illinois	Fayetteville
2/21	W, 8-1	Navy	Memphis, Tenn.
2/23	W, 10-9	Memphis	Memphis, Tenn.
3/1	W, 8-7 (11)	Illinois-Chicago	Fayetteville
3/1	W, 6-4	Illinois-Chicago	Fayetteville
3/2	W, 13-2	Illinois-Chicago	Fayetteville
3/4	W, 6-2	Western Michigan	Fayetteville
3/5	W, 4-3	Western Michigan	Fayetteville
3/7	L, 8-9	Kansas State	Manhattan, Kan.
3/9	W, 12-4	Kansas State	Fayetteville
3/10	W, 4-3	Kansas State	Fayetteville
3/10	W, 18-5	Kansas State	Fayetteville
3/11	W, 2-1	Kansas	Fayetteville
3/14	L, 2-7	South Carolina*	Columbia, S.C.
3/16	W, 2-1	South Carolina*	Columbia, S.C.
3/16	W, 4-1	South Carolina*	Columbia, S.C.
3/19	W, 14-9	Centenary	Shreveport, La.
3/19	W, 19-7	Louisiana Tech	Shreveport, La.
3/21	L, 3-4 (10)	Mississippi State*	Fayetteville
3/22	L, 3-8	Mississippi State*	Fayetteville
3/23	L, 1-5	Mississippi State*	Fayetteville
3/25	W, 5-4	SMS	Fayetteville
3/28	W, 9-2	Kentucky*	Lexington, Ky.
3/29	W, 2-1	Kentucky*	Lexington, Ky.
3/30	W, 10-9	Kentucky*	Lexington, Ky.
4/1	W, 9-3	Oral Roberts	Fayetteville
4/4	W, 9-4	Georgia*	Fayetteville
4/5	W, 14-3	Georgia*	Fayetteville
4/6	L, 4-10	Georgia*	Fayetteville
4/11	L, 4-6	Vanderbilt*	Fayetteville
4/12	W, 17-7	Vanderbilt*	Fayetteville
4/13	W, 8-5	Vanderbilt*	Fayetteville
4/15	W, 8-2	Oral Roberts	Tulsa, Okla.
4/18	W, 9-7	Auburn*	Auburn, Ala.
4/19	W, 11-6	Auburn*	Auburn, Ala.
4/20	L, 2-5	Auburn*	Auburn, Ala.
4/22	L, 5-6 (10)	Wichita State	Wichita, Kan.
4/25	L, 2-10	Alabama*	Tuscaloosa, Ala.
4/26	L, 3-6	Alabama*	Tuscaloosa, Ala.
4/27	L, 2-14	Alabama*	Tuscaloosa, Ala.
4/29	W, 7-3	Missouri Southern	Fayetteville
5/2	L, 2-5	Ole Miss*	Fayetteville
5/3	W, 7-6	Ole Miss*	Fayetteville
5/4	W, 6-3	Ole Miss*	Fayetteville
5/9	L, 0-1 (12)	Tennessee*	Knoxville, Tenn.
5/10	L, 1-8	Tennessee*	Knoxville, Tenn.
5/11	L, 3-4 (11)	Tennessee*	Knoxville, Tenn.
5/16	L, 3-11	LSU*	Fayetteville

5/17	W, 6-5 (10)	LSU*	Fayetteville
5/18	L, 2-6	LSU*	Fayetteville
5/22	L, 4-5	LSU!	Hoover, Ala.
5/23	L, 7-8 (11)	Ole Miss!	Hoover, Ala.
5/30	L, 2-3	Lamar+	Austin, Texas
5/31	W, 10-7	Bucknell+	Austin, Texas
5/31	L, 6-7 (11)	Lamar+	Austin, Texas
! - SEC Game			
! - SEC Tournament			
+ - NCAA Austin Regional			

#### 2004 (45-24; 19-11 1st SEC West; SEC Champions)

Date	Result	Opponent	Location
2/13	W, 2-0	Louisiana Tech	Fayetteville
2/14	W, 22-2	Louisiana Tech	Fayetteville

2/15	W, 13-2	Louisiana Tech	Fayetteville
2/20	W, 14-7	St. John's	Fayetteville
2/21	W, 6-5	St. John's	Fayetteville
2/22	W, 14-3	St. John's	Fayetteville
2/24	W, 7-1	McNeese State	Fayetteville
2/25	W, 7-2	McNeese State	Fayetteville
2/27	L, 1-3	New Mexico College Station, Texas	
2/27	L, 5-7	Texas A&M College Station, Texas	
2/28	W, 13-3	New Mexico College Station, Texas	
2/28	W, 6-4	Texas A&M College Station, Texas	
2/29	L, 7-9	Texas A&M College Station, Texas	
2/29	W, 5-2	New Mexico College Station, Texas	
3/6	L, 1-4	Texas-Pan Am Edinburg, Texas	
3/7	L, 4-11	Texas-Pan Am Edinburg, Texas	
3/12	W, 4-3	Illinois-Chicago	Fayetteville
3/14	L, 1-9	Illinois-Chicago	Fayetteville
3/16	W, 10-9	Centenary	Fayetteville
3/17	W, 15-3	Centenary	Fayetteville
3/19	L, 1-11	Florida*	Gainesville, Fla.
3/20	W, 8-2	Florida*	Gainesville, Fla.
3/21	L, 6-7 (10)	Florida*	Gainesville, Fla.
3/26	W, 5-3	South Carolina*	Fayetteville
3/27	W, 5-4	South Carolina*	Fayetteville
3/28	L, 2-10	South Carolina*	Fayetteville
3/30	W, 10-4	Wichita State	Fayetteville
4/2	L, 3-6	Alabama*	Fayetteville
4/3	W, 7-2	Alabama*	Fayetteville
4/4	W, 11-6	Alabama*	Fayetteville
4/6	L, 5-6 (16)	SMS	Fayetteville
4/9	W, 11-8	LSU*	Baton Rouge, La.
4/10	W, 11-10	LSU*	Baton Rouge, La.
4/11	W, 7-5	LSU*	Baton Rouge, La.
4/13	L, 4-6	Oral Roberts	Fayetteville
4/16	W, 6-3	Vanderbilt*	Nashville, Tenn.
4/17	W, 9-4	Vanderbilt*	Nashville, Tenn.
4/18	L, 8-14	Vanderbilt*	Nashville, Tenn.
4/20	W, 5-2	Oklahoma State	Fayetteville
4/23	W, 9-4	Kentucky*	Fayetteville
4/24	W, 5-4	Kentucky*	Fayetteville
4/25	W, 11-10	Kentucky*	Fayetteville
4/27	W, 8-4	Oral Roberts	Tulsa, Okla.
4/30	L, 3-9	Tennessee*	Fayetteville
5/1	W, 4-1	Tennessee*	Fayetteville
5/2	W, 5-3	Tennessee*	Fayetteville
5/7	L, 0-1	Ole Miss*	Oxford, Miss.
5/8	W, 3-1	Ole Miss*	Oxford, Miss.
5/9	L, 3-5	Ole Miss*	Oxford, Miss.
5/11	W, 13-2	Texas-Pan American	Fayetteville
5/15	L, 2-3	Mississippi State*	Starkville, Miss.
5/16	L, 4-5	Mississippi State*	Starkville, Miss.
5/16	W, 4-2	Mississippi State*	Starkville, Miss.
5/21	W, 9-7	Auburn*	Fayetteville
5/22	L, 4-7	Auburn*	Fayetteville
5/23	W, 15-3	Auburn*	Fayetteville
5/26	L, 6-8	Tennessee!	Hoover, Ala.
5/27	W, 4-3	Ole Miss!	Hoover, Ala.
5/28	W, 4-1	Tennessee!	Hoover, Ala.
5/29	L, 2-3	South Carolina!	Hoover, Ala.
6/4	W, 4-1	Le Moyne+	Fayetteville
6/5	L, 1-4	Wichita State+	Fayetteville
6/5	W, 10-7	Missouri+	Fayetteville
6/6	W, 11-9	Wichita State+	Fayetteville
6/6	W, 4-3	Wichita State+	Fayetteville
6/11	W, 7-5	Florida State\$	Fayetteville
6/12	W, 4-2	Florida State\$	Fayetteville
6/18	L, 2-13	Texas#	Omaha, Neb.
6/19	L, 2-7	Arizona#	Omaha, Neb.

\* - SEC Game

! - SEC Tournament

+ - NCAA Fayetteville Regional

\$ - NCAA Fayetteville Super Regional

# - College World Series

#### 2005 (39-22; 13-17 T-5th SEC West)

Date	Result	Opponent	Location
2/11	W, 13-3	Dallas Baptist	Dallas, Texas
2/12	W, 8-1	Dallas Baptist	Arlington, Texas
2/13	W, 2-1	Texas-Arlington	Arlington, Texas
2/13	W, 4-1 (12)	Texas-Arlington	Arlington, Texas
2/18	W, 5-2	Louisiana Tech	Ruston, La.
2/19	L, 8-10	Louisiana Tech	Ruston, La.
2/20	W, 9-4	Louisiana Tech	Ruston, La.
2/25	W, 5-4	Minnesota	Fayetteville
2/26	W, 12-3	Minnesota	Fayetteville
2/27	W, 4-3	Minnesota	Fayetteville
3/3	W, 7-4	Illinois-Chicago	Fayetteville
3/5	W, 15-4	Illinois-Chicago	Fayetteville
3/6	W, 9-2	Illinois-Chicago	Fayetteville
3/8	W, 11-7	Oklahoma State	Stillwater, Okla.
3/11	W, 17-2	Eastern Illinois	Fayetteville
3/12	W, 12-1	Eastern Illinois	Fayetteville
3/13	W, 6-0	Eastern Illinois	Fayetteville
3/18	W, 9-1	South Carolina*	Columbia, S.C.
3/19	L, 3-12	South Carolina*	Columbia, S.C.
3/20	W, 5-3	South Carolina*	Columbia, S.C.
3/22	W, 10-1	Centenary	Shreveport, La.
3/23	W, 14-1	Centenary	Shreveport, La.
3/25	L, 3-5	Mississippi State*	Fayetteville
3/26	L, 4-13	Mississippi State*	Fayetteville
3/27	W, 10-5	Mississippi State*	Fayetteville
4/1	L, 1-5	Auburn*	Auburn, Ala.
4/2	L, 7-8	Auburn*	Auburn, Ala.
4/3	W, 8-6	Auburn*	Auburn, Ala.
4/5	W, 9-3	Northern Colorado	Fayetteville
4/6	W, 7-4	Northern Colorado	Fayetteville
4/8	W, 6-5	Vanderbilt*	Fayetteville
4/9	W, 5-4 (10)	Vanderbilt*	Fayetteville
4/10	W, 3-0	Vanderbilt*	Fayetteville
4/12	W, 15-8	Oral Roberts	Tulsa, Okla.



Baum Stadium has become the crown jewel of collegiate baseball stadiums and is regularly referred to as the best collegiate stadium in the country.

# ALL-TIME RESULTS



Scott Hode hit .293 with seven home runs and a team-leading 53 RBI to lead Arkansas to the College World Series in 2004.

4/13 W, 14-5 SMS	Fayetteville	3/3 W, 5-3 Texas-Arlington\$	Honolulu, Hawaii
4/15 W, 4-1 Tennessee*	Knoxville, Tenn.	3/4 W, 7-1 Texas-Arlington\$	Honolulu, Hawaii
4/16 L, 2-8 Tennessee*	Knoxville, Tenn.	3/10 W, 6-5 Cal State Northridge	Fayetteville
4/17 L, 3-4 Tennessee*	Knoxville, Tenn.	3/11 W, 8-1 Cal State Northridge	Fayetteville
4/19 W, 9-4 SMS	Springfield, Mo.	3/12 W, 8-6 Cal State Northridge	Fayetteville
4/22 L, 7-10 LSU*	Fayetteville	3/17 L, 3-6 Florida*	Gainesville, Fla.
4/23 L, 0-7 LSU*	Fayetteville	3/18 W, 4-2 Florida*	Gainesville, Fla.
4/24 L, 0-6 LSU*	Fayetteville	3/19 L, 7-8 Florida*	Gainesville, Fla.
4/26 W, 5-2 Oral Roberts	Fayetteville	3/21 W, 10-2 Centenary	Fayetteville
4/30 W, 8-5 Kentucky*	Lexington, Ky.	3/22 W, 8-5 Centenary	Fayetteville
4/30 L, 8-11 Kentucky*	Lexington, Ky.	3/24 L, 0-2 Georgia*	Fayetteville
5/1 L, 1-7 Kentucky*	Lexington, Ky.	3/25 L, 7-8 Georgia*	Fayetteville
5/6 W, 4-1 Florida*	Fayetteville	3/26 W, 5-4 (10) Georgia*	Fayetteville
5/7 W, 3-2 (10) Florida*	Fayetteville	3/28 W, 4-3 (11) Wichita State	Wichita, Kan.
5/8 L, 10-11 Florida*	Fayetteville	3/31 W, 6-1 Tennessee*	Fayetteville
5/13 W, 5-4 Alabama*	Tuscaloosa, Ala.	4/1 L, 6-11 Tennessee*	Fayetteville
5/14 L, 2-5 Alabama*	Tuscaloosa, Ala.	4/2 W, 13-11 Tennessee*	Fayetteville
5/15 W, 3-2 Alabama*	Tuscaloosa, Ala.	4/4 L, 5-10 Missouri State	Fayetteville
5/20 L, 3-5 Ole Miss*	Fayetteville	4/7 L, 1-7 Vanderbilt*	Nashville, Tenn.
5/21 L, 2-10 Ole Miss*	Fayetteville	4/8 W, 5-3 Vanderbilt*	Nashville, Tenn.
5/22 L, 1-9 Ole Miss*	Fayetteville	4/9 W, 4-3 Vanderbilt*	Nashville, Tenn.
5/25 L, 8-9 Florida!	Hoover, Ala.	4/11 L, 2-4 Missouri State	Springfield, Mo.
5/26 L, 4-5 Alabama!	Hoover, Ala.	4/14 W, 10-9 Kentucky*	Fayetteville
6/3 W, 9-5 Miami (Ohio) +	Austin, Texas	4/15 W, 10-6 Kentucky*	Fayetteville
6/4 W, 9-2 Texas +	Austin, Texas	4/16 L, 5-7 Kentucky*	Fayetteville
6/5 L, 8-19 Texas +	Austin, Texas	4/18 W, 2-1 Northern Colorado	Fayetteville
6/6 L, 2-5 Texas +	Austin, Texas	4/19 L, 2-4 Northern Colorado	Fayetteville
* - SEC Game		4/22 W, 6-2 Mississippi State*	Starkville, Miss.
! - SEC Tournament		4/22 L, 8-9 Mississippi State*	Starkville, Miss.
+ - NCAA Austin Regional		4/23 W, 6-4 Mississippi State*	Starkville, Miss.
		4/28 L, 6-7 LSU*	Baton Rouge, La.
		4/29 W, 4-2 LSU*	Baton Rouge, La.
		4/30 L, 5-7 LSU*	Baton Rouge, La.
		5/2 L, 4-5 Oral Roberts	Tulsa, Okla.
		5/5 W, 4-3 (11) Alabama*	Fayetteville
		5/6 W, 13-6 Alabama*	Fayetteville
		5/7 W, 5-3 Alabama*	Fayetteville
		5/12 W, 12-3 Ole Miss*	Oxford, Miss.
		5/13 L, 3-7 Ole Miss*	Oxford, Miss.
		5/14 L, 4-5 Ole Miss*	Oxford, Miss.
		5/18 W, 6-3 Auburn*	Fayetteville
		5/19 W, 10-5 Auburn*	Fayetteville
		5/20 W, 11-2 Auburn*	Fayetteville
		5/24 L, 4-9 Ole Miss!	Hoover, Ala.
		5/25 L, 3-4 Alabama!	Hoover, Ala.
		6/2 L, 3-4 (11) Oral Roberts +	Fayetteville

## 2006 (39-21; 18-12 2nd SEC West)

Date	Result	Opponent	Location
2/10	W, 4-1	George Mason^	Mobile, Ala.
2/11	W, 3-0	Oklahoma State^	Mobile, Ala.
2/12	W, 8-7	South Alabama^	Mobile, Ala.
2/17	W, 5-2	TCU%	Edinburg, Texas
2/18	W, 15-7	Stephen F. Austin%	Edinburg, Texas
2/19	W, 13-2	Texas-Pan Am%	Edinburg, Texas
2/24	W, 10-9	Louisiana Tech	Fayetteville
2/24	W, 13-2	Louisiana Tech	Fayetteville
2/25	W, 10-2	Louisiana Tech	Fayetteville
2/28	L, 2-5	Washington\$	Honolulu, Hawaii
3/1	W, 12-4	Texas-Arlington\$	Honolulu, Hawaii
3/2	W, 5-1	Hawaii\$	Honolulu, Hawaii

6/3	W, 6-2	Princeton +	Fayetteville
6/4	L, 5-6	Oklahoma State +	Fayetteville
^ - Jaguar Invitational			
% - Al Oglethorpe Classic			
\$ - Rainbow Baseball Tournament			
* - SEC Game			
! - SEC Tournament			
+ - NCAA Fayetteville Regional			
4/21	W, 7-6 (10)	Georgia*	Athens, Ga.
4/22	W, 9-3	Georgia*	Athens, Ga.
4/25	W, 10-2	Wichita State	Fayetteville
4/27	W, 12-1	Auburn*	Auburn, Ala.
4/28	L, 9-11	Auburn*	Auburn, Ala.
4/29	W, 8-1	Auburn*	Auburn, Ala.
5/4	L, 5-6	LSU*	Fayetteville
5/5	W, 5-0	LSU*	Fayetteville
5/6	L, 3-5	LSU*	Fayetteville
5/11	L, 0-10	Alabama*	Tuscaloosa, Ala.
5/12	W, 12-5	Alabama*	Tuscaloosa, Ala.
5/13	L, 5-9	Alabama*	Tuscaloosa, Ala.
5/17	L, 4-5	Ole Miss*	Fayetteville
5/18	W, 4-3 (10)	Ole Miss*	Fayetteville
5/19	L, 0-5	Ole Miss*	Fayetteville
5/23	W, 6-0	Alabama!	Hoover, Ala.
5/24	W, 6-0	South Carolina!	Hoover, Ala.
5/26	W, 3-2	South Carolina!	Hoover, Ala.
5/27	L, 4-7	Vanderbilt!	Hoover, Ala.
6/1	W, 9-0	Albany +	Fayetteville
6/2	L, 3-14	Oklahoma State +	Fayetteville
6/3	W, 6-0	Creighton +	Fayetteville
6/3	L, 6-7	Oklahoma State +	Fayetteville
^ - Dairy Queen Classic			
* - SEC Game			
! - SEC Tournament			
+ - NCAA Fayetteville Regional			

## 2007 (43-21; 18-12 1st SEC West)

Date	Result	Opponent	Location
2/2	W, 4-2	Louisiana Tech	Ruston, La.
2/3	L, 2-9	Louisiana Tech	Ruston, La.
2/4	W, 6-2	Louisiana Tech	Ruston, La.
2/9	W, 13-1	Troy	Troy, Ala.
2/10	L, 8-13	Troy	Troy, Ala.
2/11	W, 16-2	Troy	Troy, Ala.
2/18	W, 8-3	Wisconsin-Milwaukee	Fayetteville
2/18	W, 28-2	Wisconsin-Milwaukee	Fayetteville
2/19	W, 8-1	Wisconsin-Milwaukee	Fayetteville
2/23	W, 12-1	Illinois State	Fayetteville
2/24	L, 10-12	Illinois State	Fayetteville
2/25	W, 9-8 (10)	Illinois State	Fayetteville
3/2	L, 4-5	Ole Miss^	Minneapolis, Minn.
3/4	W, 5-1	Minnesota^	Minneapolis, Minn.
3/4	L, 5-10	Minnesota^	Minneapolis, Minn.
3/9	W, 8-7	Kansas	Fayetteville
3/10	W, 4-0	Kansas	Fayetteville
3/11	W, 5-2	Kansas	Fayetteville
3/13	W, 10-2	Oral Roberts	Fayetteville
3/16	W, 10-2	Kentucky*	Lexington, Ky.
3/17	L, 5-7	Kentucky*	Lexington, Ky.
3/18	W, 14-5	Kentucky*	Lexington, Ky.
3/21	W, 16-14	Centenary	Shreveport, La.
3/23	W, 8-7 (10)	Vanderbilt	Fayetteville
3/24	L, 3-6	Vanderbilt	Fayetteville
3/25	W, 8-3	Vanderbilt	Fayetteville
3/27	L, 3-5	Oral Roberts	Tulsa, Okla.
3/30	W, 6-2	Tennessee*	Knoxville, Tenn.
3/31	W, 4-3	Tennessee*	Knoxville, Tenn.
4/1	W, 11-7	Tennessee*	Knoxville, Tenn.
4/3	W, 14-6	Northern Colorado	Fayetteville
4/4	W, 9-7	Northern Colorado	Fayetteville
4/6	L, 9-11	Mississippi State*	Fayetteville
4/7	L, 1-2	Mississippi State*	Fayetteville
4/8	W, 9-3	Mississippi State*	Fayetteville
4/11	W, 2-0	Missouri State	Fayetteville
4/14	W, 14-3	Florida*	Fayetteville
4/14	W, 7-1	Florida*	Fayetteville
4/15	W, 10-7	Florida*	Fayetteville
4/18	W, 16-2	Missouri State	Springfield, Mo.
4/20	L, 1-6	Georgia*	Athens, Ga.
4/21	W, 7-6 (10)	Georgia*	Athens, Ga.
4/22	W, 9-3	Georgia*	Athens, Ga.
4/25	W, 10-2	Wichita State	Fayetteville
4/27	W, 12-1	Auburn*	Auburn, Ala.
4/28	L, 9-11	Auburn*	Auburn, Ala.
4/29	W, 8-1	Auburn*	Auburn, Ala.
5/4	L, 5-6	LSU*	Fayetteville
5/5	W, 5-0	LSU*	Fayetteville
5/6	L, 3-5	LSU*	Fayetteville
5/11	L, 0-10	Alabama*	Tuscaloosa, Ala.
5/12	W, 12-5	Alabama*	Tuscaloosa, Ala.
5/13	L, 5-9	Alabama*	Tuscaloosa, Ala.
5/17	L, 4-5	Ole Miss*	Fayetteville
5/18	W, 4-3 (10)	Ole Miss*	Fayetteville
5/19	L, 0-5	Ole Miss*	Fayetteville
5/23	W, 6-0	Alabama!	Hoover, Ala.
5/24	W, 6-0	South Carolina!	Hoover, Ala.
5/26	W, 3-2	South Carolina!	Hoover, Ala.
5/27	L, 4-7	Vanderbilt!	Hoover, Ala.
6/1	W, 9-0	Albany +	Fayetteville
6/2	L, 3-14	Oklahoma State +	Fayetteville
6/3	W, 6-0	Creighton +	Fayetteville
6/3	L, 6-7	Oklahoma State +	Fayetteville
^ - Dairy Queen Classic			
* - SEC Game			
! - SEC Tournament			
+ - NCAA Fayetteville Regional			

## 2008 (34-24; 14-15 4th SEC West)

Date	Result	Opponent	Location
2/22	W, 9-4	Wright State	Fayetteville
2/23	W, 5-4	Wright State	Fayetteville
2/24	W, 7-3	Wright State	Fayetteville
2/27	W, 2-1	Kansas	Fayetteville
2/29	W, 9-8	La Tech*	College Station, Texas
3/1	L, 7-15	Texas A&M*	College Station, Texas
3/2	W, 8-6	Ohio State*	College Station, Texas
3/5	W, 13-1	South Dakota State	Fayetteville
3/5	W, 20-4	South Dakota State	Fayetteville
3/7	W, 14-5	Siena	Fayetteville
3/8	W, 17-2	Siena	Fayetteville
3/9	W, 10-4	Siena	Fayetteville
3/11	L, 5-6	Arizona State	Tempe, Ariz.
3/12	L, 4-7	Arizona State	Tempe, Ariz.
3/14	W, 5-1	Georgia*	Fayetteville
3/15	L, 11-15	Georgia*	Fayetteville
3/16	L, 2-13	Georgia*	Fayetteville
3/18	L, 1-6	Nebraska	Lincoln, Neb.
3/19	W, 9-4	Nebraska	Lincoln, Neb.
3/21	L, 7-8 (11)	LSU*	Baton Rouge, La.
3/22	W, 14-13 (10)	LSU*	Baton Rouge, La.
3/23	L, 2-4	LSU*	Baton Rouge, La.



Jess Todd was an integral part of Arkansas' stellar pitching staff in 2007. He was one of three pitchers to be drafted in the first two rounds of the MLB Draft.



# ALL-TIME RESULTS



In three years at Arkansas, Nick Schmidt went 22-8 with a 2.83 ERA. The southpaw was the No. 23 pick of the San Diego Padres in the 2007 MLB Draft, Arkansas' highest pick since Jeff King went No. 1 in 1986.

3/25	W, 9-0	Centenary	Fayetteville
3/26	L, 1-5	Centenary	Fayetteville
3/29	L, 5-6 (12)	Vanderbilt*	Nashville, Tenn.
3/30	L, 2-6	Vanderbilt*	Nashville, Tenn.
4/1	W, 7-6 (10)	Missouri State	Springfield, Mo.
4/4	L, 2-5	Auburn*	Fayetteville
4/5	W, 5-4	Auburn*	Fayetteville
4/6	L, 10-12 (10)	Auburn*	Fayetteville
4/8	L, 4-9	Oral Roberts	Fayetteville
4/11	W, 2-1	Florida*	Gainesville, Fla.
4/12	L, 1-6	Florida*	Gainesville, Fla.
4/13	W, 10-4	Florida*	Gainesville, Fla.
4/15	L, 2-12	Oral Roberts	Tulsa, Okla.
4/16	W, 9-1	Alcorn State	Fayetteville
4/18	W, 5-4	Tennessee*	Fayetteville
4/19	W, 5-4 (10)	Tennessee*	Fayetteville
4/20	L, 6-7 (10)	Tennessee*	Fayetteville
4/22	W, 9-2	Northern Colorado	Fayetteville
4/23	W, 9-1	Northern Colorado	Fayetteville
4/25	L, 4-12	Ole Miss*	Oxford, Miss.
4/26	W, 13-11 (10)	Ole Miss*	Oxford, Miss.
4/27	W, 12-4	Ole Miss*	Oxford, Miss.
4/30	W, 14-6	Missouri State	Fayetteville
5/2	L, 7-11	Alabama*	Fayetteville
5/3	L, 6-11	Alabama*	Fayetteville
5/4	W, 5-4	Alabama*	Fayetteville
5/9	W, 12-11	South Carolina*	Fayetteville
5/10	W, 6-3	South Carolina*	Fayetteville
5/11	W, 4-2	South Carolina*	Fayetteville
5/12	W, 12-3	Mississippi Valley St	Fayetteville
5/15	L, 5-6	Mississippi State*	Starkville, Miss.
5/16	L, 5-6	Mississippi State*	Starkville, Miss.
5/17	W, 15-10	Mississippi State*	Starkville, Miss.
5/19	W, 12-6	Western Illinois	Fayetteville
5/30	L, 3-4	Pepperdine+	Palo Alto, Calif.
5/31	L, 1-5	Stanford+	Palo Alto, Calif.

^ - Dominos Pizza Classic

\* - SEC Game

+ - NCAA Stanford Regional

2009 (41-24; 14-15 4th SEC West)			
Date	Result	Opponent	Location
2/20	W, 4-2	Washington State	Fayetteville
2/20	W, 7-5 (10)	Washington State	Fayetteville
2/22	W, 4-3	Washington State	Fayetteville
2/24	L, 3-9	Kansas	Fayetteville
2/25	W, 9-8 (10)	Kansas	Fayetteville
2/27	W, 8-7 (10)	Western Illinois	Fayetteville
3/3	W, 7-3	Valparaiso	Fayetteville
3/6	W, 5-4 (10)	California	Fayetteville
3/7	L, 6-12	California	Fayetteville
3/8	W, 13-3	California	Fayetteville
3/10	L, 3-8	Centenary	Shreveport, La.
3/13	W, 11-4	Florida*	Fayetteville
3/14	W, 8-4	Florida*	Fayetteville
3/15	W, 4-2	Florida*	Fayetteville

3/17	W, 7-3	Nebraska	Fayetteville
3/18	L, 4-7	Nebraska	Fayetteville
3/20	W, 3-2	Auburn*	Auburn, Ala.
3/21	W, 10-6	Auburn*	Auburn, Ala.
3/22	W, 12-6	Auburn*	Auburn, Ala.
3/25	W, 10-0	Missouri State	Fayetteville
3/27	W, 20-9	Mississippi State*	Fayetteville
3/29	W, 5-1	Mississippi State*	Fayetteville
3/29	L, 4-12	Mississippi State*	Fayetteville
3/31	W, 2-0	Missouri State	Springfield, Mo.
4/3	W, 6-4	South Carolina*	Columbia, S.C.
4/4	L, 1-9	South Carolina*	Columbia, S.C.
4/5	W, 7-4	South Carolina*	Columbia, S.C.
4/7	W, 7-3	Arizona State	Fayetteville
4/8	W, 8-7	Arizona State	Fayetteville
4/10	L, 0-9	Vanderbilt*	Fayetteville
4/11	L, 6-13	Vanderbilt*	Fayetteville
4/14	L, 2-3	ULM	Fayetteville
4/15	W, 10-9 (10)	ULM	Fayetteville
4/17	L, 3-4	Georgia*	Athens, Ga.
4/18	L, 3-4	Georgia*	Athens, Ga.
4/19	W, 2-0	Georgia*	Athens, Ga.
4/21	W, 9-6	Oral Roberts	Tulsa, Okla.
4/24	W, 9-3	Tennessee*	Knoxville, Tenn.
4/25	L, 4-5	Tennessee*	Knoxville, Tenn.
4/26	W, 15-8	Tennessee*	Knoxville, Tenn.
4/28	W, 8-7 (10)	Oklahoma	Fayetteville
5/2	W, 11-4	LSU*	Fayetteville
5/2	L, 0-5	LSU*	Fayetteville
5/3	L, 3-4	LSU*	Fayetteville
5/8	L, 1-2	Alabama*	Tuscaloosa, Ala.
5/9	L, 6-8	Alabama*	Tuscaloosa, Ala.
5/10	L, 5-6	Alabama*	Tuscaloosa, Ala.
5/12	W, 3-2	Oral Roberts	Fayetteville
5/14	L, 5-7	Ole Miss*	Fayetteville
5/15	L, 3-9	Ole Miss*	Fayetteville
5/16	L, 3-16	Ole Miss*	Fayetteville
5/20	W, 8-5	Florida!	Hoover, Ala.
5/21	L, 1-2 (10)	Georgia!	Hoover, Ala.
5/22	W, 10-7	Florida!	Hoover, Ala.
5/23	L, 1-11 (7)	Vanderbilt!	Hoover, Ala.
5/29	W, 10-3	Washington State+	Norman, Okla.
5/30	W, 17-6	Oklahoma+	Norman, Okla.
5/31	W, 11-0	Oklahoma+	Norman, Okla.
6/5	W, 7-2	Florida State\$	Tallahassee, Fla.
6/6	W, 9-8	Florida State\$	Tallahassee, Fla.
6/13	W, 10-6	Cal State Fullerton#	Omaha, Neb.
6/15	L, 1-9	LSU#	Omaha, Neb.
6/17	W, 4-3 (12)	Virginia#	Omaha, Neb.
6/19	L, 5-14	LSU#	Omaha, Neb.

\* - SEC Game

! - SEC Tournament

+ - NCAA Norman Regional

\$ - NCAA Tallahassee Super Regional

# - College World Series

2010 (43-21; 18-12 2nd SEC West)			
Date	Result	Opponent	Location
2/19	W, 10-2	Ball State	Fayetteville
2/20	L, 2-5	Ball State	Fayetteville
2/21	W, 9-3	Ball State	Fayetteville
2/26	W, 10-1	Troy	Fayetteville
2/27	W, 10-8	Troy	Fayetteville
2/28	W, 7-6	Troy	Fayetteville
3/2	W, 15-3	Kansas	Fayetteville
3/5	W, 7-3	California	Berkeley, Calif.
3/6	W, 9-5	California	Berkeley, Calif.
3/7	L, 0-6	California	Berkeley, Calif.
3/9	L, 2-3	South Dakota State	Fayetteville
3/10	W, 21-2	South Dakota State	Fayetteville
3/12	W, 14-6	Wisconsin-Milwaukee	Fayetteville
3/13	W, 7-0	Wisconsin-Milwaukee	Fayetteville
3/14	W, 3-2 (10)	Wisconsin-Milwaukee	Fayetteville
3/19	W, 6-3	LSU*	Baton Rouge, La.
3/20	L, 7-8	LSU*	Baton Rouge, La.
3/21	L, 1-5	LSU*	Baton Rouge, La.
3/23	W, 3-2	McNeese State	Lake Charles, La.
3/24	W, 7-6	McNeese State	Lake Charles, La.
3/26	W, 9-8	Alabama*	Fayetteville
3/27	W, 4-3	Alabama*	Fayetteville
3/28	W, 10-5	Alabama*	Fayetteville
3/30	W, 18-2	Centenary	Fayetteville
3/31	W, 9-4	Centenary	Fayetteville
4/2	L, 8-12	Kentucky*	Fayetteville
4/3	W, 10-1	Kentucky*	Fayetteville
4/4	W, 17-16	Kentucky*	Fayetteville
4/7	W, 32-8	Saint Louis	Fayetteville
4/9	W, 8-3	Mississippi State*	Starkville, Miss.
4/10	W, 8-5	Mississippi State*	Starkville, Miss.
4/11	W, 13-3	Mississippi State*	Starkville, Miss.
4/13	W, 4-3 (11)	New Mexico	Fayetteville
4/14	W, 5-4	New Mexico	Fayetteville
4/16	W, 10-2	Georgia*	Fayetteville
4/17	W, 10-2	Georgia*	Fayetteville
4/18	W, 13-5	Georgia*	Fayetteville
4/20	W, 9-5	Oral Roberts	Fayetteville
4/23	W, 8-3	Florida*	Gainesville, Fla.
4/24	L, 2-8	Florida*	Gainesville, Fla.
4/25	L, 1-2	Florida*	Gainesville, Fla.
4/28	W, 5-4	Missouri State	Fayetteville
4/30	W, 9-4	Auburn*	Fayetteville
5/1	L, 7-8	Auburn*	Fayetteville
5/2	L, 2-13	Auburn*	Fayetteville
5/7	W, 11-4	Ole Miss*	Oxford, Miss.
5/8	L, 2-3	Ole Miss*	Oxford, Miss.
5/9	W, 7-0	Ole Miss*	Oxford, Miss.
5/11	W, 5-4 (10)	La Tech*	N. Little Rock, Ark.
5/14	L, 2-3	South Carolina*	Fayetteville
5/15	L, 0-5	South Carolina*	Fayetteville
5/16	L, 3-5	South Carolina*	Fayetteville
5/18	L, 2-5	Oklahoma	Norman, Okla.
5/20	L, 3-4	Vanderbilt*	Nashville, Tenn.

5/21	W, 4-3	Vanderbilt*	Nashville, Tenn.
5/22	W, 7-5	Vanderbilt*	Nashville, Tenn.
5/26	L, 0-2	Vanderbilt!	Hoover, Ala.
5/27	L, 4-5	Florida!	Hoover, Ala.
6/4	W, 19-7	Grambling State+	Fayetteville
6/5	W, 6-4	Washington State+	Fayetteville
6/6	L, 7-10	Washington State+	Fayetteville
6/7	W, 7-2	Washington State+	Fayetteville
6/12	L, 6-7 (12)	Arizona State\$	Tempe, Ariz.
6/13	L, 5-7 (12)	Arizona State\$	Tempe, Ariz.

\* - SEC Game

% - Game played at Dickey-Stephens Park

! - SEC Tournament

+ - NCAA Fayetteville Regional

\$ - NCAA Tempe Super Regional

2011 (40-22; 15-15 1st SEC West)			
Date	Result	Opponent	Location
2/18	W, 5-0	Delaware State	Fayetteville
2/19	W, 9-2	Delaware State	Fayetteville
2/20	W, 10-0	Delaware State	Fayetteville
2/25	W, 3-2	Utah	Fayetteville
2/26	W, 5-4	Utah	Fayetteville
2/27	W, 10-1	Utah	Fayetteville
3/1	L, 6-8	McNeese State	Fayetteville
3/2	W, 8-3	McNeese State	Fayetteville
3/4	W, 15-6	Wisconsin-Milwaukee	Fayetteville
3/5	W, 13-9	Wisconsin-Milwaukee	Fayetteville
3/6	W, 7-3	Wisconsin-Milwaukee	Fayetteville
3/10	W, 12-4	San Diego State	San Diego, Calif.
3/11	W, 11-6	San Diego State	San Diego, Calif.
3/12	L, 2-3	San Diego State	San Diego, Calif.
3/13	W, 5-2	San Diego State	San Diego, Calif.
3/15	W, 4-2	Kansas	Fayetteville
3/18	W, 6-5 (11)	Auburn*	Auburn, Ala.
3/19	L, 5-9	Auburn*	Auburn, Ala.
3/20	L, 7-8	Auburn*	Auburn, Ala.
3/22	W, 7-2	Memphis%	N. Little Rock, Ark.
3/23	W, 7-3	Memphis	Memphis, Tenn.
3/25	W, 2-1	Vanderbilt*	Fayetteville
3/26	L, 1-4	Vanderbilt*	Fayetteville
3/27	L, 1-2	Vanderbilt*	Fayetteville
4/1	L, 3-5	Alabama*	Tuscaloosa, Ala.
4/2	L, 3-5	Alabama*	Tuscaloosa, Ala.
4/3	W, 4-3	Alabama*	Tuscaloosa, Ala.
4/6	W, 6-5	Texas State	Fayetteville
4/8	W, 2-0	LSU*	Fayetteville
4/9	W, 4-3	LSU*	Fayetteville
4/10	W, 5-4	LSU*	Fayetteville
4/12	W, 2-1	Missouri State	Springfield, Mo.
4/15	W, 6-5	Mississippi State*	Fayetteville
4/16	W, 6-1	Mississippi State*	Fayetteville
4/17	L, 3-5	Mississippi State*	Fayetteville
4/19	W, 6-5	Oral Roberts	Tulsa, Okla.
4/23	L, 2-3	Kentucky*	Lexington, Ky.
4/23	L, 1-3	Kentucky*	Lexington, Ky.
4/24	W, 5-1 (6)	Kentucky*	Lexington, Ky.
4/29	W, 10-4	Georgia*	Athens, Ga.
4/30	L, 0-3	Georgia*	Athens, Ga.
5/1	L, 5-6	Georgia*	Athens, Ga.
5/3	W, 10-0	Southeast Missouri St	Fayetteville
5/4	L, 5-6	Southeast Missouri St	Fayetteville
5/5	W, 4-3	Florida*	Fayetteville
5/6	W, 5-3	Florida*	Fayetteville
5/7	L, 3-5	Florida*	Fayetteville
5/13	W, 6-2	South Carolina*	Columbia, S.C.
5/14	L, 5-6	South Carolina*	Columbia, S.C.
5/15	L, 1-7	South Carolina*	Columbia, S.C.
5/17	W, 6-2	UT Martin	Fayetteville
5/19	L, 1-2	Ole Miss*	Fayetteville
5/21	W, 2-0	Ole Miss*	Fayetteville
5/21	W, 5-3	Ole Miss*	Fayetteville
5/25	L, 4-7	Alabama!	Hoover, Ala.
5/26	W, 7-2	Mississippi State!	Hoover, Ala.
5/27	W, 4-1	Alabama!	Hoover, Ala.
5/28	L, 2-3	Vanderbilt!	Hoover, Ala.
6/3	L, 2-3	Charlotte+	Tempe, Ariz.
6/4	W, 3-0	New Mexico+	Tempe, Ariz.
6/5	W, 11-3	Charlotte+	Tempe, Ariz.
6/5	L, 4-13	Arizona State+	Tempe, Ariz.

\* - SEC Game

% - Game played at Dickey-Stephens Park

! - SEC Tournament

+ - NCAA Tempe Regional

# ALL-TIME RESULTS

2012 (46-22; 16-14 T-2nd SEC West)				2013 (39-22; 18-11 2nd SEC West)			
Date	Result	Opponent	Location	Date	Result	Opponent	Location
2/17	W, 11-5	Villanova	Fayetteville	2/15	W, 9-1	Western Illinois	Fayetteville
2/18	W, 13-1	Villanova	Fayetteville	2/16	W, 7-2	Western Illinois	Fayetteville
2/19	W, 17-1	Villanova	Fayetteville	2/17	L, 5-7	Western Illinois	Fayetteville
2/21	W, 8-7	Northwestern State	Fayetteville	2/19	W, 14-0 (7)	New Orleans	Fayetteville
2/22	W, 6-2	Northwestern State	Fayetteville	2/19	W, 3-0	New Orleans	Fayetteville
2/24	W, 7-3	Valparaiso	Fayetteville	2/22	W, 10-4	Evansville	Fayetteville
2/25	W, 4-3	Valparaiso	Fayetteville	2/23	W, 5-2	Evansville	Fayetteville
2/26	L, 9-10 (10)	Valparaiso	Fayetteville	2/24	W, 10-2	Evansville	Fayetteville
2/28	W, 5-0	BYU	Fayetteville	2/28	L, 2-3	vs. Arizona State*	Surprise, Ariz.
2/29	W, 8-1	BYU	Fayetteville	3/1	L, 0-3	vs. Gonzaga*	Surprise, Ariz.
3/2	W, 3-1	Texas Tech*	Houston, Texas	3/2	L, 1-3	vs. Arizona State*	Surprise, Ariz.
3/3	L, 1-4	Houston*	Houston, Texas	3/3	L, 3-4	vs. Pacific*	Surprise, Ariz.
3/4	W, 7-3	Texas*	Houston, Texas	3/7	W, 2-0	San Diego State	Fayetteville
3/9	W, 4-0	Binghamton	Fayetteville	3/8	W, 4-3	San Diego State	Fayetteville
3/10	W, 5-3	Binghamton	Fayetteville	3/9	W, 8-2	San Diego State	Fayetteville
3/10	W, 6-0	Binghamton	Fayetteville	3/9	W, 4-1	San Diego State	Fayetteville
3/13	W, 1-0	Gonzaga	Fayetteville	3/12	W, 20-2	Alabama A&M	Fayetteville
3/14	W, 5-3	Gonzaga	Fayetteville	3/13	W, 13-0	Alabama A&M	Fayetteville
3/16	W, 4-3 (12)	Alabama*	Fayetteville	3/15	L, 1-7	Ole Miss*	Fayetteville
3/17	W, 8-4	Alabama*	Fayetteville	3/16	W, 10-1	Ole Miss*	Fayetteville
3/18	W, 7-4	Alabama*	Fayetteville	3/17	L, 4-6 (13)	Ole Miss*	Fayetteville
3/21	W, 10-2	Nevada	Fayetteville	3/22	W, 15-3	at South Carolina*	Columbia, S.C.
3/23	L, 2-11	Mississippi State*	Starkville, Miss.	3/23	W, 4-2	at South Carolina*	Columbia, S.C.
3/24	W, 8-0	Mississippi State*	Starkville, Miss.	3/24	W, 5-3 (11)	at South Carolina*	Columbia, S.C.
3/25	W, 8-5 (11)	Mississippi State*	Starkville, Miss.	3/26	W, 6-0	Mississippi Valley St	Fayetteville
3/30	L, 6-10	LSU*	Baton Rouge, La.	3/27	W, 2-1	Mississippi Valley St*	N. Little Rock, Ark.
3/31	L, 1-2	LSU*	Baton Rouge, La.	3/29	W, 5-4	Mississippi State*	Fayetteville
4/1	L, 2-3 (11)	LSU*	Baton Rouge, La.	3/30	L, 1-4	Mississippi State*	Fayetteville
4/6	L, 2-4	Georgia*	Fayetteville	3/31	W, 3-1	Mississippi State*	Fayetteville
4/7	W, 8-3	Georgia*	Fayetteville	4/4	W, 3-1	at Alabama*	Tuscaloosa, Ala.
4/8	W, 8-0	Georgia*	Fayetteville	4/5	W, 6-0	at Alabama*	Tuscaloosa, Ala.
4/10	L, 0-4	Oklahoma	Norman, Okla.	4/6	L, 0-5	at Alabama*	Tuscaloosa, Ala.
4/13	W, 8-7	Kentucky*	Fayetteville	4/9	L, 0-3	New Mexico	Fayetteville
4/14	L, 4-5	Kentucky*	Fayetteville	4/9	W, 4-3	New Mexico	Fayetteville
4/14	L, 1-2	Kentucky*	Fayetteville	4/12	L, 2-6	LSU*	Fayetteville
4/17	W, 8-3	Stephen F. Austin	Fayetteville	4/13	W, 8-3	LSU*	Fayetteville
4/17	W, 4-3	Stephen F. Austin	Fayetteville	4/14	L, 3-5 (10)	LSU*	Fayetteville
4/21	L, 2-8	Ole Miss*	Oxford, Miss.	4/16	L, 0-3	at Nebraska	Lincoln, Neb.
4/21	L, 0-1	Ole Miss*	Oxford, Miss.	4/16	L, 2-4	at Nebraska	Lincoln, Neb.
4/22	W, 11-3	Ole Miss*	Oxford, Miss.	4/19	L, 3-5	Texas A&M*	Fayetteville
4/24	W, 6-1	Oral Roberts	Fayetteville	4/20	W, 12-2	Texas A&M*	Fayetteville
4/27	L, 2-3	Florida*	Gainesville, Fla.	4/21	W, 2-1	Texas A&M*	Fayetteville
4/28	W, 5-1	Florida*	Gainesville, Fla.	4/26	W, 2-0	at Georgia*	Athens, Ga.
4/29	W, 3-1 (10)	Florida*	Gainesville, Fla.	4/27	W, 2-1	at Georgia*	Athens, Ga.
5/1	W, 6-3	Missouri	Fayetteville	4/30	W, 6-3	Missouri State	Fayetteville
5/2	W, 2-0	Missouri	Fayetteville	5/3	W, 2-1	at Kentucky*	Lexington, Ky.
5/4	L, 6-8 (10)	South Carolina*	Fayetteville	5/4	W, 5-3	at Kentucky*	Lexington, Ky.
5/5	W, 7-6	South Carolina*	Fayetteville	5/4	L, 3-4	at Kentucky*	Lexington, Ky.
5/6	L, 7-10	South Carolina*	Fayetteville	5/10	L, 3-8	Tennessee*	Fayetteville
5/10	L, 2-3 (10)	Auburn*	Fayetteville	5/11	W, 11-1	Tennessee*	Fayetteville
5/11	W, 5-4	Auburn*	Fayetteville	5/12	W, 10-2	Tennessee*	Fayetteville
5/12	L, 5-12	Auburn*	Fayetteville	5/16	L, 0-3	at Auburn*	Auburn, Ala.
5/15	W, 6-5 (10)	La Tech%	N. Little Rock, Ark.	5/17	W, 1-0	at Auburn*	Auburn, Ala.
5/17	W, 8-0	Tennessee*	Knoxville, Tenn.	5/18	L, 6-11	at Auburn*	Auburn, Ala.
5/18	W, 10-3	Tennessee*	Knoxville, Tenn.	5/22	W, 2-1 (10)	vs. Ole Miss!	Hoover, Ala.
5/19	W, 8-2	Tennessee*	Knoxville, Tenn.	5/23	W, 4-1	vs. LSU!	Hoover, Ala.
5/22	L, 1-9	Mississippi State!	Hoover, Ala.	5/25	L, 1-3	vs. LSU!	Hoover, Ala.
5/23	L, 0-2	Ole Miss!	Hoover, Ala.	5/31	L, 1-4	vs. Bryant+	Manhattan, Kan.
6/1	W, 5-4	Sam Houston St+	Houston, Texas	6/1	W, 3-1	vs. Wichita St+	Manhattan, Kan.
6/2	W, 1-0	Rice+	Houston, Texas	6/2	W, 12-3	vs. Bryant+	Manhattan, Kan.
6/3	W, 5-1	Sam Houston St+	Houston, Texas	6/2	L, 3-4	at Kansas State+	Manhattan, Kan.
6/9	L, 1-8	Baylor\$	Waco, Texas	^ - Coca-Cola Classic			
6/10	W, 5-4	Baylor\$	Waco, Texas	* - SEC Game			
6/11	W, 1-0 (10)	Baylor\$	Waco, Texas	% - Game played at Dickey-Stephens Park			
6/16	W, 8-1	Kent State#	Omaha, Neb.	! - SEC Tournament			
6/18	W, 2-1	South Carolina#	Omaha, Neb.	+ - NCAA Houston Regional			
6/21	L, 0-2	South Carolina#	Omaha, Neb.	\$ - NCAA Waco Super Regional			
6/22	L, 2-3	South Carolina#	Omaha, Neb.	# - College World Series			



Arkansas advanced to the College World Series for the seventh time in program history after winning two of three games over No. 4 Baylor in the Waco Super Regional.

# UNIVERSITY OF ARKANSAS





## The YOU of A

The University of Arkansas provides a student-centered learning experience focused on research, innovation and outreach as a part of educating future leaders. Consistently ranked among the top public universities and best values in the U.S., the U of A is classified among the top two percent of institutions nationwide with the highest possible level of research activity.


The university's 25,000 students represent all 50 states and more than 120 countries. The U of A has 10 colleges and schools offering more than 210 academic programs — while maintaining a low student-to-faculty ratio that promotes personal attention and mentoring opportunities.

Founded in 1871, the university is the oldest publicly supported institution in the state and is the flagship of the University of Arkansas System. The U of A campus features distinctive architecture, including its signature building, Old Main, finished in 1875. The iconic building now houses the J. William Fulbright College of Arts and Sciences. The college is named in honor of former U of A President (and, later, U.S. Senator) J. William Fulbright, who helped create the prestigious international scholarship and fellowship programs that bear his name.

The university promotes undergraduate research in virtually every discipline and has an outstanding national reputation in many areas, including agriculture, architecture, business, creative writing, engineering, high-density electronics and nanoscience, as well as sustainability and environmental sciences. Programs such as Supply Chain Management, Rehabilitation Counseling, Industrial Engineering and Biological and Agricultural Engineering rank among the best in the country.

The University of Arkansas offers a vibrant campus life that is culturally, intellectually and socially enriching. On our campus you'll find more than 300 registered student organizations, from special interest to professional groups, as well as 33 Greek organizations, making it easy and rewarding to get involved. Every semester offers opportunities to attend musical performances, theater productions, art exhibits, concerts, free films, poetry readings, visiting speakers and hundreds of other varied events.

Visit [arkansas.edu](http://arkansas.edu) for more information about the University of Arkansas.







## HISTORIC SENIOR WALK

As you make your way around campus, you're sure to notice something unique about many of the sidewalks. Historic Senior Walk showcases the names of more than 150,000 University of Arkansas graduates, grouped by year of graduation. Senior Walk is the university's longest tradition in both length and years. It's concrete proof of the university's commitment to students.

Senior Walk is also a perfect example of how the University of Arkansas celebrates its history and traditions while focusing on innovations for the future. When the costs involved in hand-etching names into concrete forced numerous other universities to give up, the U of A turned to its physical plant and engineering school grads to create a one-of-a-kind computerized sandblasting machine: the SandHog. Each summer, the SandHog roars across campus etching the names of new graduates into sidewalks.

Arkansas is a natural wonder of forests, mountains and lakes framed by picturesque rivers and streams. Some of the nation's best outdoor amenities and most spectacular hiking trails are within a short drive of campus.



## OLD MAIN

One of the original buildings on Arkansas' campus, Old Main symbolizes the strong connection to the past and the focus upon the future which come together in the present at the University of Arkansas. Completed in 1875, Old Main stood the test of time until the mid-1980s when age and modern building codes threatened to send it to the wrecking ball as had happened to its sister building at the University of Illinois. A major fund-raising campaign by alumni totally renovated Old Main. Reopening in 1992, the building maintains the feel of a Victorian-era building with high ceilings and elaborate wooden trim. Just below the surface of the period hardwood floors, Old Main is hard-wired to the internet and built to last well into its second century.

Even with renovation, Old Main remained unfinished until 2005. One of the gifts during the Campaign for the Twenty-First Century specified the installation of a clock, originally planned for the blank faces of the south tower.

As mentioned, Old Main was built from shared plans with its counterpart on the Illinois campus, with one important difference. The north tower of Arkansas' Old Main is taller than the south tower. Legend says this was symbolic of the Civil War as the lead engineer was a northern veteran.



## BEYOND CAMPUS

Fayetteville is routinely considered among the country's finest college towns and the surrounding Northwest Arkansas region is regularly ranked one of the best places to live in the U.S. You'll find a number of attractions that will contribute to a rich college experience.

Three of America's largest corporations have their world headquarters in the region: Walmart, Tyson Foods and J.B. Hunt Transportation, Inc. Their close proximity to the U of A campus, along with their executives' and employees' active involvement in university life, offers students and faculty exceptional opportunities for research partnerships, internships, and post-graduation employment.

## G. DAVID GEARHART CHANCELLOR OF THE UNIVERSITY OF ARKANSAS



Dr. G. David Gearhart became the chancellor of the University of Arkansas on July 1, 2008, following 10 years of service to the university as vice chancellor for University Advancement. Previously he served as senior vice president and managing director of the international consulting firm Grenzbach Glier & Associates, Inc. Before his service at GG&A, Dr. Gearhart was senior vice president of Penn State University, during which time he was named a Fulbright Scholar, studying at Oxford University in Oxford, England.

His Bachelor of Arts degree is from Westminster College where he was named a distinguished alumnus in 1992. Both his law degree and his Doctor of Education degree are from the University of Arkansas. He is a native of Fayetteville.

Prior to being appointed chancellor, Dr. Gearhart oversaw the Campaign for the Twenty-First Century, the most successful capital campaign in Arkansas history, which raised more than \$1 billion for academic programs. That campaign included a \$300 million gift to found an Honors College and endow the Graduate School.

In every imaginable way, the university was transformed by this campaign.

"At the University of Arkansas our ultimate purpose is to improve the human condition, to make life better for our citizens and our state and to contribute to the general welfare of our nation," says Gearhart. "Thanks in part to the Campaign for the Twenty-First Century, we've become recognized as a rising star as a major public research university in a state where higher education must play an increasingly larger role in the lives of its citizens. Working with our sister public institutions and in

partnership with our own university system, we must work hard and smart to increase the college participation rate and to strengthen the quality of Arkansas' higher education. We must be seen as enthusiastic leaders in this venture, all in a time of diminished public resources nationally that will not make it easy, but a challenge that we at the university must embrace."

As chancellor, Dr. Gearhart instituted the first tuition freeze in 24 years and implemented a \$350 million campus building renovation and refurbishment plan, as well as a campus-wide energy savings plan. He has also undertaken a renewed emphasis on the arts on campus, including the establishment of the "All Steinway Campus" and the Jim and Joyce Faulkner Performing Arts Center, scheduled to open in 2015. He is well known for his emphasis on "Students First," a philosophy which has resonated across campus and beyond.

In 2010, the Carnegie Foundation awarded the university its highest research classification; in August 2011, the *Chronicle of Higher Education* named the University of Arkansas on its list of "Great Colleges to Work For"; and most recently, *U.S. News and World Report* recognized the university as being among public institutions' "up-and-comers."

During his tenure, the university has undertaken a dramatic marketing program and has promoted transparency and accountability. Dr. Gearhart implemented a major cost savings program that has already resulted in almost \$62 million in cost reduction and savings. Campus enrollment has also grown dramatically to more than 25,000 students. At the same time, diversity in the student body has increased significantly. Dr. Gearhart has been heavily involved in the promotion and advocacy of the Dream Act on both the national and state levels.

In addition to his responsibilities as chancellor, Gearhart is a tenured member of the faculty in the College of Education and Health Professions, holding the rank of professor. A nationally respected expert in capital campaigns, he is the author of two books, *The Capital Campaign in Higher Education* and *Philanthropy, Fund Raising and the Capital Campaign*, as well as numerous articles.

Among his current professional affiliations, Gearhart serves as vice president of the University of Arkansas Fayetteville Campus Foundation, is a member of the board of advisors for the Arkansas World Trade Center, is a member of the Northwest Arkansas Council, and is a member of the advisory board of the Pryor Center for Arkansas Oral and Visual History. He also is a licensed attorney in the state of Arkansas.

He and his wife of 39 years, Jane, have two children and three grandchildren.



### DR. SHARON HUNT FACULTY ATHLETICS REPRESENTATIVE

Chancellor G. David Gearhart appointed Dr. Sharon Hunt to be the faculty athletics representative (FAR) for the University of Arkansas in August 2010.

Dr. Hunt is the first woman and non-lawyer to hold the post. She has been on the University of Arkansas faculty since 1990, and she served as the department head of the Department of Health, Human Performance and Recreation from 1990-2011, except for the 2000-01 academic year when she served as the interim dean of the College of Education and Health Professions. On June 30, 2011 Dr. Hunt returned to the faculty at the rank of Professor giving her more time to devote to the FAR position.

Dr. Hunt received her bachelor's and master's degrees in physical education from the University of Arkansas. She went on to earn a Doctor of Education degree from Georgia. Upon completing her doctoral degree, she joined the faculty of the University of Kentucky. In 1990, she and her family returned to Fayetteville.

Dr. Hunt was instrumental in establishing the graduate athletic training education program in the College of Education and Health Professions, and she has worked closely with athletics on that program. Two endowed scholarships for athletic training students in honor of longtime Razorback trainers Dean Weber and the late Bill Ferrell were established through the athletics department. Dr. Hunt has been married to David Hunt since 1973, and they have a son and daughter as well as one grandson and granddaughter.



## JEFF LONG

### VICE CHANCELLOR AND DIRECTOR OF ATHLETICS

In his sixth full year as Vice Chancellor and Director of Athletics, Jeff Long has helped transform the University of Arkansas' Department of Intercollegiate Athletics into one of the most successful and nationally respected programs in the country. Along the way, Long has gained national attention and earned numerous awards for his progressive leadership of a program encompassing 19 sports and more than 460 student-athletes.

Long's recent appointment as the first ever chairman of the College Football Playoff Selection committee provided further evidence that he is already one of the most respected and influential leaders within intercollegiate athletics.

Long chairs a committee of 13 individuals that collectively features more than 230 years of college football experience two former top-level university administrators, five current athletics directors, three members of the College Football Hall of Fame, three former college football head coaches, a former United States Secretary of State, a former member of Congress, and a retired three-star general. As the playoff's selection committee's first chairman, Long will not only lead the distinguished group in selecting the best four college football teams for the inaugural playoff in 2014, but will help the committee define the parameters for selections for years to come.

Even before his appointment as the College Football Playoff Selection Committee's Chairman, Long's leadership and unwavering commitment to the student-athletes and maintaining integrity within intercollegiate athletics has not gone unnoticed. In 2013, Long was named as an Under Armour Athletics Director of the Year for the Football Bowl Subdivision. In 2012, Long was named a finalist for the SportsBusiness Journal and SportsBusiness Daily Athletic Director of the Year. In the spring of 2012, the Donald W. Reynolds Foundation and longtime chairman Fred W. Smith made a combined gift of more than \$1.25 million to the program in recognition of Long's leadership of Razorback Athletics.

Long leads a comprehensive athletics program committed to the development of student-athletes academically, athletically and socially. A member of Chancellor G. David Gearhart's Executive Committee, Long is helping to chart the course for the future of higher education at the University of Arkansas while integrating Razorback Athletics into the campus community.

In each of the past four years, Razorback Athletics has transferred funds totaling more than \$1 million to support the university's academic mission. The department's total support of university and student programs and initiatives includes \$1.9 million in direct funding of academic programs. In 2012, Razorback Athletics committed an additional \$1.2 million annually to fund a new classroom and laboratory building to serve the entire University of Arkansas student population.

In Long's tenure, Arkansas has captured 15 conference championships and advanced to 81 post-season competitions, including the school's first Bowl Championship Series appearance in football and a national title at the 2013 NCAA Men's Indoor Track and Field Championships. In 2012-13, Arkansas finished No. 21 in the Learfield Sports Directors Cup, a year-long competition ranking the nation's most successful intercollegiate athletic programs, marking the fifth time in the past six years the Razorbacks have finished in the top 25.

In the classroom, the Razorbacks continue to set new standards including posting a school record student-athlete grade point average of 3.09 in 2012-13. It marked the fifth consecutive year Razorback student-athletes posted a GPA exceeding 3.0. In 2013, for the first time in history, Arkansas exceeded the national APR multi-year rate in all 19 sports and had a record five teams earn NCAA Public Recognition awards. Graduation success rates continue to rise with a total of 94 current or former Razorback student-athletes graduating in 2012-13.

Student-athlete development has also been a priority including the establishment of the Razorback Leadership Academy, the first of its kind in the Southeastern Conference. In the community, Razorback student-athletes are more active than ever volunteering more than 6,500 hours of time for more various agencies, organizations and schools around the state.

One of the nation's most active athletic directors on Twitter, Long embraces the opportunity to interact with members of the Razorback Nation whether in person or through social media.

Long was selected to replace legendary athletic director and former Razorback football coach Frank Broyles and even before he officially took the reins on Jan. 1, 2008, Arkansas announced that it would combine its previously independent

# VICE CHANCELLOR/AD JEFF LONG

UNIVERSITY OF ARKANSAS  
HISTORY & RECORDS  
2014 OPPONENTS  
2013 REVIEW  
BAUM STADIUM  
2014 RAZORBACKS  
ARKANSAS BASEBALL

men's and women's athletic programs into one combined athletic program. Long adeptly blended the men's and women's athletic departments into one unified department and established a new administrative structure.

Under Long's leadership, the program has fortified its financial standing ensuring more support for the development of student-athletes. According to USA Today, Arkansas is one of only 23 financially self-sustaining Division I-A athletic programs in the nation. As economic indicators were beginning to point toward challenging economic times, Long signed Arkansas to a deal with IMG College to form Razorback Sports Properties that guarantees the Razorback program \$73 million during the course of the decade-long agreement.

Long also negotiated an extensive all sports apparel and footwear agreement with NIKE, Inc. that will outfit all 19 Razorback sports programs through the 2014-15 season. In December 2012, Forbes Magazine estimated the value of the Razorback Football program at \$83 million, ranking the University of Arkansas in the top 10 nationally for the second consecutive year.

In 2010, Long moved to help meet the growing financial needs of fielding a nationally competitive all sports program. The athletic department launched the "Answer the Call" campaign through the Razorback Foundation which resulted in more than 2,600 new members and helped generate more than \$6.5 million in additional support for Razorback student-athletes. In 2012, Long guided the program to a record breaking fundraising year further bolstering Arkansas' financial strength.

With an eye towards the future, Long commissioned a comprehensive plan to assess the future facility needs of the program. Unveiled in October 2011, the Razorback Athletic Facilities Master Plan provided a vision and the road map for \$320 million of facility renovations and additions that will help all 19 Razorback sports remain competitive in the Southeastern Conference and nationally over the next 30 years. The first major project from the master plan, the \$40 million Fred W. Smith Football Center, opened in the summer of 2013. Three other facilities, a Student-Athlete Success Center, a basketball indoor practice facility and a baseball and track indoor training facility have all been approved and are moving forward to construction. As part of the next step in the plan, a market and cost analysis study is being conducted on a potential north end zone expansion to Donald W. Reynolds Razorback Stadium.

According to a recent economic impact study, Razorback Athletics will have an estimated economic impact of more than \$1 billion in the next five years. The study estimated that Razorback Athletics generates \$153.6 million annually to the region's economy including the benefits of drawing more than a million fans annually to campus to cheer on the Razorbacks. Planned athletic construction during the course of the next five years will generate another \$239.7 million.

A veteran administrator with a track record of the highest commitment to the concept of "student-athlete," Long has had more than two decades experience in athletic administration at the Division I level including at the University of Pittsburgh, University of Oklahoma, University of Michigan, Virginia Tech University, Eastern Kentucky University and Rice University. Long also understands the coach's perspective from time spent in coaching staff positions at Duke University, University of Michigan and North Carolina State University.

His experience as an athletic director and administrator in five of the six Bowl Championship Series conferences – the Big 12, Big Ten, Big East, Atlantic Coast and SEC - gives Long a uniquely informed perspective on intercollegiate athletics.

On the forefront of NCAA governance, Long has served on the NCAA Management Council, the NCAA's Sports Wagering Task Force and as a member of the Executive Committee of the Division I-A Athletic Directors' Association. Long currently serves on the NCAA Championships/Sports Management Cabinet.

Prior to assuming his current roles at Arkansas, Long served for four years as the athletic director at the University of Pittsburgh. Long redefined Pitt athletics, most notably through the "Quest for Excellence" campaign that raised nearly \$34 million to enhance the student-athlete experience. During his tenure the Panthers' were selected as the No. 17 overall program in the nation in the December 2006 Sports Illustrated on Campus' All-Sport Rankings.

Before arriving at Pitt, Long was senior associate athletic director at Oklahoma for two and a half years overseeing external affairs for the Sooners. In addition, Long was the primary administrator for the Sooners' highly successful football and men's basketball programs, along with sport supervision of baseball, wrestling and both golf teams.

Long's first appointment as a director of athletics was at Eastern Kentucky where he served for two and a half years. Prior to Eastern, Long had a brief stay with Virginia Tech as an associate athletics director.

He began his career in college athletic administration at Michigan, hired by legendary coach and athletics director, the late Bo Schembechler. During his seasons with the Wolverines, Long was promoted through a series of posts to the position of associate athletics director.

A former two-sport athlete at Ohio Wesleyan, Long earned seven varsity letters for the Bishops in football and baseball before completing his degree in economics in 1982. He started his post-graduate career in athletics working on head coach Tom Reed's staff as a graduate assistant football coach at the cradle of coaches, Miami University of Ohio. Long earned his master's in education at Miami in 1983, moving on to football staff positions at Rice, Duke and N.C. State prior to joining Michigan.

An Ohio native from Kettering, Long is married to the former Fanny Gellrich of Ann Arbor, Mich. The Longs have two daughters, Stephanie and Christina.





# ATHLETIC DEPARTMENT ADMINISTRATION



## BEV LEWIS

**Associate Vice Chancellor & Executive Associate Athletic Director**

Bev Lewis has served the University of Arkansas and its Razorback athletic programs for more than three decades.

The former women's athletic director prior to the department merger in 2007-08, Lewis now serves as the associate vice chancellor and executive associate athletic director.

Lewis is the coordinator of a five-member sport administrator group that provides day-to-day administrative support for each of Arkansas' 19 sports. Lewis is the sport administrator for men's and women's cross country, men's and women's track and field, men's and women's golf, gymnastics, softball and volleyball. In addition, Lewis oversees and coordinates the Razorback Performance Team, including the strength and conditioning, nutrition, psychology, athletic training and sports medicine programs. She also serves as a liaison to the faculty senate and the faculty athletic committee, and coordinates the department's Title IX compliance and strategic planning as well as assists with fundraising.

The largest portion of her service to the university was her 19-year tenure as the Director of Women's Athletics. As a result of her strong emphasis on the classroom, Razorback female student-athletes received numerous academic honors including national academic All-American of the year, team academic national titles and the university's first two SEC/H. Boyd McWhorter Scholar-Athletes of the Year. To increase athletic participation for women at Arkansas, she also oversaw the addition of four sports at the university turning her tenure-volleyball, golf, gymnastics and softball and each team went on to become nationally competitive.

Her leadership was also a part of the success of the university's Campaign for the Twenty-First Century. Lewis directed Women's Athletics to over \$11.5 million in direct support for women's teams. During the campaign, Lewis received one of her greatest personal honors as Bob and Marilyn Bogle requested that Arkansas' new facility be named the Bev Lewis Center for Women's Athletics. In 1998, she was voted into the University Of Arkansas Hall Of Honor.

Lewis served collegiate athletics at the highest level as an administrator, as a member of the NCAA Management Council, the NCAA Championship Cabinet and the Southeastern Conference Executive Committee. Prior to assuming the duties of AD, Lewis was women's cross country and track coach. Her Arkansas coaching milestones included the first women's team to achieve a national ranking, first team ranked in the top 10 and the first women's team to win a conference championship.

Lewis earned her bachelor's degree from Central Michigan in 1979 and followed it with her master's from Purdue prior to her arrival at Arkansas in 1981. The former Bev Rouse is married to Harley Lewis.



## JON FAGG

**Senior Associate Athletic Director for Administration and Governance**

Jon Fagg joined the University of Arkansas in June of 2008. He is a member of the senior management group and assists the Vice Chancellor and Director of Athletics in the daily administration of the department.

Fagg serves as the sport administrator for football and men's basketball. He also has oversight of the university's compliance program and Office of Student-Athlete Success, which encompasses academic support, student-athlete development and career development services for Razorback student-athletes.

Fagg came to Arkansas after spending seven years at North Carolina State. Hired in March 2001, he served four and half years as an assistant athletics director for compliance before being promoted to associate athletics director for compliance in the fall of 2005. While with the Wolfpack, Fagg's responsibilities included coordinating all aspects of the NCAA compliance program, including rules education for intercollegiate staff and related university personnel, and advisement, education and interpretations regarding NCAA rules and regulations. He also served as sport administrator for the wrestling and women's soccer programs.

Prior to his tenure at North Carolina State, Fagg spent three years as the assistant athletics director for compliance at Fresno State. He also served one year as director of compliance for the Big South Conference. His first athletics administrative experience came at Mars Hill College where he handled compliance duties as well as serving as an assistant coach for the football team for three seasons. His coaching experience also includes a stint as an assistant coach at Davidson from February 1992 to June 1993 and as a GA coach at his alma mater, the University of Arizona, from January 1991 to February 1992.

Fagg and his wife Amanda have three children: Jon Madison and twins, Reed and Ellie.



## MATT TRANTHAM

**Senior Associate Athletic Director for Internal Operations**

Matt Trantham joined the University of Arkansas in 2008 as the senior associate athletic director for internal operations. He oversees all Razorback facilities and events.

With this role, Trantham is overseeing the Razorback Athletics Facilities Master Plan recently unveiled in October 2011. Additionally, he served as administrative supervisor for the new Fred W. Smith Football Center recently completed during the the Summer. Additional projects currently underway as part of the Master Plan are the Baseball & Track Indoor Training Center, Basketball Performance Center and Student-Athlete Success Center.

He is also facilitating the current Market and Cost Analysis on a future expansion of the North End Zone in Donald W. Reynolds Razorback Stadium. Other projects supervised have been the \$2.5 million renovation of Bud Walton Arena in 2008, the \$1.3 million installation of synthetic playing surface and \$1.2 million installation of ribbon boards at Donald W. Reynolds Razorback stadium in 2009, expansion of Razorback soccer team facilities in 2011 and \$4.6 million installation of new video displays at Donald W. Reynolds Razorback stadium prior to the 2012 season.

Prior to joining Arkansas, Trantham began his career with the University of Oklahoma in July 1999 as the promotions director for the athletic department where he worked with all 20 of OU's teams. He was named assistant athletic director for event management in 2004 and was promoted to associate athletic director in 2006.

Prior to joining the Sooners, Trantham spent five seasons in professional sports in Washington, D.C. Trantham earned his bachelor's of science degree in business management from Centenary College in 1990 and a master's degree in sports management from the United States Sports Academy in 1998.

Trantham and wife Kristen are parents of two sons, Will and Davis, and two daughters, Morgan and Paige.

# ATHLETIC DEPARTMENT ADMINISTRATION



## **CLAYTON HAMILTON**

**Senior Associate Athletic Director and Chief Financial Officer**

Clayton Hamilton joined the University of Arkansas in January 2010 and serves in the role of Senior Associate Athletics Director and Chief Financial Officer with oversight of the athletic department's financial affairs, business operations, contracts, human resources, payroll and retail store operations. Hamilton serves as a member of the department's Executive Staff, Senior Administrative Staff, Sport Administrator Group and Bowl Management Committee.

While at Arkansas, Hamilton has managed the financial affairs and business operations for all of Razorback Athletics, which includes revenues that now approach \$100 million on an annual basis, and which represents one of the few financially self-sustaining athletic programs in all of college athletics. In addition, he has managed the financial planning for the department's facility master plan, which includes \$98 million of projects that have been completed or are currently in progress. Hamilton also serves as an adjunct professor in the university's sports management program.

Prior to joining Arkansas, Hamilton spent three years as Associate Athletics Director for Business for the Colorado Buffalos and six years in various financial management positions for the Florida State Seminoles. Hamilton also has experience working in professional sports with both the Dallas Cowboys and Cleveland Cavaliers, and in corporate finance with the former Little Rock-based ALLTEL Corporation.

He is an active member of the College Athletic Business Management Association, having served most recently as president in 2009, and has served on various NCAA strategic task forces. He is also a past recipient of the College Athletic Business Manager of the Year Award, and was recognized within the State of Arkansas in 2011 as one of Northwest Arkansas' Top Forty Under 40. Hamilton also serves on the Board of Directors for the Walton Arts Center Foundation.

A native of Little Rock, Ark., Hamilton graduated from the University of Arkansas in 1994 with a bachelor's degree in accounting. He obtained a master's degree in sports management from the United States Sports Academy in 1997 and his CPA certification from the State of Arkansas in 1998.

Hamilton and his wife Stephanie have two daughters, Lauren and Caylee.



## **MICHAEL WADDELL**

**Senior Associate Athletic Director for External Operations and Strategic Communications**

Michael Waddell joined the Razorback Athletic Department in June 2013 as the Senior Associate Athletic Director for External Operations and Strategic Communications.

Waddell joins the athletic department's senior leadership team and oversees the department's external areas including marketing, licensing, communications, public relations, ticket operations and RazorVision. He is also the department's liaison with the new SEC Network leading the program's strategic engagement with the new television channel and digital platform.

Prior to joining Arkansas, Waddell served as the Director of Athletics at Towson University. At Towson, Waddell was the lead administrator for the Colonial Athletic Association (CAA) program which captured a record seven CAA Championships in 2012-13 and recorded the biggest one-year turnaround in NCAA men's basketball history. Waddell also positioned Towson as one of the country's most progressive programs in the areas of marketing, communications and corporate sponsorships, including naming rights for Towson's new 5,200-seat SECU Arena, which opened in June 2013, and a new multi-year footwear and apparel agreement with Baltimore-based Under Armour.

Prior to being named the athletic director at Towson, Waddell spent five years as a senior associate athletic director for external relations at the University of Cincinnati. At Cincinnati, Waddell's primary responsibility was to oversee the revenue generating areas that included marketing/fan development, ticket sales/customer service, sports communications, game day programming, and information technology. He coordinated all of Cincinnati's football bowl planning, including back-to-back BCS Bowl Appearances in 2009 (FedEx Orange Bowl) and 2010 (Allstate Sugar Bowl).

Prior to his Cincinnati assignment, Waddell served as the associate athletics director for external relations at the University of Akron where sports marketing revenues increased more than five-fold during his tenure through the creation of the "Team Akron" corporate patron program. Waddell served as the

Interim Director of Athletics at Akron in the Fall of 2005.

Before joining the Akron staff, Waddell served as the director of marketing and broadcasting at the United States Military Academy at West Point where he was responsible for the development of all athletics corporate partnerships, marketing, promotions and multimedia development.

From 1991-2000 Waddell, a North Carolina native, was a play-by-play broadcaster at the University of North Carolina Tar Heel Sports Network (1991-94), and at the University of Virginia Sports Network (1994-97) followed by a stint as the "Voice of the Mountaineers" and Director of External Operations at Appalachian State University from 1997-2000.

Waddell received his B.S. degree in Sport Management from Guilford College in 1991, where he was also a two-time letterwinner in football. He earned his master's degree in sport administration from Ohio University in 2010. Waddell is an active member of NACDA.

He and his wife, Heidi, have two children, Drew and Caroline.

# ATHLETIC DEPARTMENT ADMINISTRATION



## BYRON HATCH

### Associate AD for Business

Byron Hatch joined the Razorback Athletics Department in July 2012 as the Associate Athletic Director for Business after seven years at the NCAA. His areas of responsibility include contract administration and oversight of procurement, travel, equipment and camp operations.

Hatch, a native of Humphrey, Ark., earned his undergraduate degree in accounting from the University of Central Arkansas (UCA) and a law degree from the University of Arkansas at Little Rock (UALR). As the NCAA's associate director of the Division I men's basketball championship (2007-11) and then the director of championships and alliances (2011-12), Hatch served as a liaison to the Division I men's basketball committee and championship hosts assisting with the planning and conducting of the NCAA Division I Men's Basketball Tournament. Hatch was responsible for the financial administration of the championship and helped oversee the site selection process. He also was responsible for the supervision of NCAA officiating responsibilities for the championship, including serving as the liaison to the National Coordinator of Men's Basketball Officiating. Hatch also worked with the NCAA Corporate and Broadcast Alliances staff to coordinate NCAA corporate champions' and partners' exposure and marketing opportunities throughout the championship.

Prior to his work in the championships and alliances division, Hatch worked in the NCAA's Department of Academic and Membership Affairs as a coordinator (2005), assistant director (2005-07) and associate director (2007). Hatch and his wife Marla have two daughters, McKinley and Brooklyn.



## CHRIS POHL

### Associate AD for Events

A former championships director for the NCAA, Chris Pohl joined Arkansas in 2002 to manage marketing and promotion for the women's sports after 11 years at the NCAA. Pohl moved into event management in 2008 and oversees the event management department which coordinates all Guest Services and Special Events as well as all home and postseason events for the Razorbacks. In 2012, Pohl assumed sport administrator duties for soccer as well. Her primary sport event management responsibilities include football, men's basketball, soccer and swimming and diving. Pohl and her staff prepare and monitor budgets for events, work with service departments including facilities, custodial services and grounds, handle game management responsibilities for all on-campus athletic events; ensuring all aspects of the facilities are ready for competition and spectator hosting, coordinate fan services for game and event management including marketing and promotions, parking services, public safety, law enforcement, life safety/emergency responders, merchandising, concessions, and other aspects of creating a first class spectator experience.

A 1981 graduate of Central Michigan and basketball letterwinner, she earned her master's in 1984 from Penn State.



## TRACEY MAYS STEHLIK

### Associate AD for Compliance

Entering her 29th year with the University of Arkansas, Tracey Mays Stehlik serves as the Associate Athletic Director for Compliance for Razorback Athletics. In addition, she is a member of the sport administrator's group, overseeing women's basketball, men's and women's tennis and swimming and diving.

Stehlik began her career as an assistant women's basketball coach with the Razorbacks and was a part of the staff that won the only women's hoops conference championships at Arkansas. As an assistant coach, she recruited some of the greatest players in UA history, including former All-American Delmonica DeHorney, and helped lead Arkansas to back-to-back Southwest Conference titles.

She left the court and moved into athletic administration in 1995 and was promoted to associate athletic director for compliance in 1997. Stehlik's duties included the oversight of compliance, eligibility, academics and event management for the then-separate women's athletics department. Among her numerous areas of responsibility, Stehlik has served as the meet director for several SEC and NCAA events, including the NCAA Indoor Championships from 2003 to 2008, and the 2009 NCAA Gymnastics Regional meet. Stehlik moved into her current role when the Razorback Athletic Departments unified in 2008. As the associate athletic director for compliance, Stehlik is responsible for the oversight of all areas of compliance including eligibility, financial aid and the student-athlete opportunity fund. She oversees the day-to-day office operations and its staff and has been a leader in the on-going compliance educational efforts for the department.

A 1982 graduate of Alabama-Birmingham with a degree in communications, Stehlik has the distinction of scoring the first point in UAB women's basketball history as a member of the first Blazer team. She earned her master's degree in athletic administration at the University of Kansas where she served as a graduate assistant basketball coach from 1983 to 1985. Stehlik and her husband Wayne have two daughters, Mollie and Maggie, who both attend the University of Arkansas. Wayne is the director of athletics for the Springdale (Ark.) public schools.

# ATHLETIC DEPARTMENT ADMINISTRATION



## KEVIN TRAINOR

Associate AD for Public Relations  
Baseball Sport Administrator

In his 19th year at Arkansas, Kevin Trainor is in his sixth year as associate athletic director and his fourth as the head of the department's Public Relations department after being promoted from his previous role in media relations. Trainor coordinates the department's executive and crisis management communications and works as a department liaison with University Relations, the National Football Foundation and other external organizations. He is in charge of producing the department's annual report and serves as executive editor of Inside Razorback Athletics. He also serves as the sports administrator and game day event manager for baseball.

Trainor was a nearly 20-year veteran in the media relations office before assuming his current role including 10 years as the sports information director and Associate Athletic Director for Sports Information overseeing publicity for all 19 Razorback sport programs including football.

During his tenure in that position, Arkansas boasted nine All-Americans, including 2006 and 2007 Doak Walker Award winner and Heisman Trophy runner-up Darren McFadden, 2007 Rimington Trophy winner Jonathan Luigs and 2003 Outland Trophy and Lombardi Award finalist Shawn Andrews.

As associate SID, Trainor worked closely with football and served as the primary contact for the 2000 SEC Tournament champion Arkansas basketball squad. He also served as the color analyst on the Razorback Baseball Radio Network for five years.

A university graduate in journalism in 1994, he earned his master's at Arkansas in 2005. He is a member of the College Sports Information Directors of America (CoSIDA), the Football Writers Association of America (FWAA) and the U.S. Basketball Writers Association of America (USBWAA). Trainor is also a member of the Public Relations Society of America (PRSA) and is on the board of directors of the Arkansas Sports Hall of Fame.

Trainor has been selected to serve as the press conference moderator at several major events including SEC Football Media Days and the SEC Football Championship Game.

Trainor and his wife, the former Ruth Whitehead, are the parents of two daughters, Emma and Ellie.



## ERIC A. WOOD

Associate AD for Student-Athlete Services

Eric Wood, a member of the athletics department senior staff was promoted to Associate Athletic Director for Student-Athlete Services July 2011 and currently serves on the departments Executive Staff overseeing academics and student athlete development.

Wood joined the University of Arkansas Athletics Department staff as the Assistant Athletic Director for Student-Athlete Development in November 2009 and is responsible for the oversight of the life skills and career development programs that contribute to the personal growth and character development of our 460 Razorback student-athletes. Other responsibilities include housing, student conduct, student-athlete appearance requests, drug testing administration, coordinator of diversity initiatives and the liaison to Student Affairs.

Prior to joining the Razorbacks, Wood was the Director for Student-Athlete Programs and Compliance with the Atlantic Coast Conference (ACC) in Greensboro, N.C., a position he held since Oct. 2005.

While working at the ACC, Wood coordinated several events including the ACC's Postgraduate Scholarship Banquet, the Futures Internship program, and site coordinator for the ACC Rowing Championship. Wood also served as the liaison to the CHAMPS/ Life Skills administrator's, the Directors of Academic Support, Athletic Trainers, and the Student-Athlete Welfare Committee. In addition, he provided NCAA and ACC rules interpretations, processed medical hardship and medical absence waivers and directed the conferences' National Letter of Intent program.

Wood spent a little more than one year at Wake Forest University as the Assistant Director of Compliance and at the University of New Haven as the Assistant Director of Athletics for Compliance and Student Development. Prior to New Haven, he was selected as one of 12 interns for the NCAA's internship program with the Governance Group immediately following two years as a graduate assistant with Compliance Services in the Clemson University Athletics Department.

A 2009 graduate of the NCAA's Leadership Institute for Ethnic Minority Males and Females, Wood is currently serving a four-year term as the chair of the NCAA Student Athlete Affairs Group and a member of the Division I-A Athletic Director's Student Task Force. Wood is a 1998 graduate of Sacred Heart University in Fairfield, Conn., earning his degree in psychology. He was a three-year starter at cornerback for the Pioneer football team earning the Medal of Merit, the athletic department's highest honor, as the student-athlete of the year his senior year. Wood completed his master's degree in counseling and guidance services at Clemson University in May 2000 and is currently working on his Doctorate in Recreation and Sport Management at the University of Arkansas in the College of Education and Health Professions.

Wood and his wife Celia are originally from the Bronx, N.Y. They have two children, Eliana (3) and Nia (1).





## **ZACK HIGBEE**

### **Assistant AD for Communications**

Zack Higbee is in his fifth year at the University of Arkansas. Higbee joined the Razorback staff in January of 2009 as Associate Director of Media Relations. In August of 2010, he was promoted to Director of Football Media Relations and he was elevated again to his current position in February of 2013.

Previously, he worked at Florida, UConn and Oklahoma.

Higbee's role includes communications office oversight and he oversees communications operations for the Razorback football program as well as serving as the primary media contact for the athletic department. In his media relations career, Higbee successfully promoted the first underclassman ever to win the Heisman Trophy as well as winners of the Maxwell Award (2007 and 2008), Sullivan Award (2007), Davey O'Brien Award (2007), ESPY for Best Male College Athlete (2007 and 2008), Manning Award (2008), Disney Spirit Award (2008 and 2010), Mackey Award (2010) and the inaugural Johnny Rodgers Award (2011). He has also been one of the primary contacts for football teams that have appeared in three BCS games including the 2007 and 2009 BCS National Championship Games and the 2011 Sugar Bowl.

Higbee joined the Razorbacks after working the previous six and a half years as one of the primary football contacts at the University of Florida. While at Florida, Higbee coordinated the football game-day operations for the media relations office. His duties included press box set up, supervising gameday staff, production of notes packages and post-game press conference management.

Prior to working with the Gators, Higbee served as the assistant director of athletic communications at Connecticut. While with the Huskies, he was the second media contact for the 2002 Big East regular season and tournament champion men's basketball team as well as for football.

Higbee interned with the Huskies and had a brief stint in the Razorback media relations office after his graduation from Oklahoma in 2000 with a degree in communications. At OU, Higbee was also active in the sports information office as a student assistant.

Higbee is married to the former Jodi Smith and the two have one daughter, McKenna.



## **JUSTIN MALAND**

### **Assistant AD for Facilities**

Justin Maland joined the Razorbacks in 1999, moving into the assistant athletic director position in 2006. His areas of responsibility include oversight of all Razorback athletic facilities, including budgeting, game day operations, scheduling, upkeep, maintenance, long-range planning, daily facility operations, contracting services with outside vendors and coordination of special events.

Maland supervises a staff whose responsibilities include custodial and housekeeping, buildings, grounds and other service areas and oversees external events and facility operations on campus.

As Arkansas Athletics continues its growth and development, so do Maland's duties. He oversaw construction of the recently completed Fred W. Smith Football Center. In addition, Maland is overseeing the planning and design phase of several other construction projects outlined in the Razorback Athletics Department's Master Plan including an academic and dining center, track plaza expansion, basketball practice facility and the addition of seating in the football stadium.

Maland recently completed several renovations and upgrades to the video and ribbon boards for football and baseball as well as updates to the men's and women's basketball locker rooms.

The Harrison, Ark., native and former college student-athlete provides management services in all athletic facility renovation projects and construction management of all new projects including the state-of-the-art Fred W. Smith Football Center, part of the Athletic Department's Master Plan. One of Maland's recent projects is the installation of the new videoboard for Donald W. Reynolds Razorback Stadium.

Maland is a 1999 graduate of Hendrix College and earned his master's degree in sports management at Arkansas in 2001.

Maland is married to the former Sarah Parnell of Booneville and they have three children, Macy, Jack and Addy.



## **MARK SCOBEY**

### **Assistant AD for Ticket Operations**

Charged with the supervision of ticket operations for all University of Arkansas Athletic department-related sporting events, Mark Scobey is in his 36th season with the Razorbacks. He was promoted to Assistant AD for Ticket Operations in August 2012.

During his tenure at the University of Arkansas, Scobey has assisted with ticket sales for a wide assortment of events on the Fayetteville campus, including SEC and NCAA championship events in baseball, softball, gymnastics, tennis and track. He has also been affiliated with 20 postseason football bowl games, the 1995, 2002 and 2006 SEC football championship games, and 23 postseason basketball tournament teams, including the 1978, 1990, 1994 and 1995 Final Four clubs.

In December 2011, Scobey began the transition with Paciolan Systems, Inc., to help implement Razorback E-Tickets, a new digital ticketing system for athletic events. The user friendly system allows fans to print their tickets at home and transfer their tickets to a friend when they cannot attend an event. The system is being used again this year for baseball at Baum Stadium, football at Donald W. Reynolds Razorback Stadium and basketball at Bud Walton Arena. The addition of on-line ticket sales is now 65% of ticket volume.

Scobey joined the UA athletic staff in 1977 as an assistant athletic ticket manager and became ticket manager in 1983. A native of Warren, Ark., Scobey lives in historic Eureka Springs.

# BASEBALL SUPPORT STAFF



## DAVE ENGLAND

Head Athletic Trainer

Dave England is in his 31st full year as a member of the Arkansas athletic training staff. Along with working with the Razorback baseball team, England also works with men's basketball, men's and women's tennis, men's golf and Razorback spirit squads.

In 2004, he received the District 6 Athletic Trainer Service Award from the National Athletic Trainers Association. He was honored in 2000 as the Arkansas Athletic Trainers' Association Trainer of the Year.

England also worked at Arkansas as a student and graduate assistant athletic trainer. He returned to Fayetteville following a stint in the St. Louis Cardinals baseball organization.

A 1980 graduate of Arkansas with a bachelor's of science degree in education, England worked the 1976 Cotton Bowl and 1978 Orange Bowl football games as a student athletic trainer. He was a graduate assistant for Dean Weber in 1980-81 and went with the Razorbacks to the 1980 Hall of Fame Bowl. He also worked with baseball as a student and graduate assistant.

He then accepted an offer to work with the Cardinals. After spending some time in the lower levels of the organization, he worked his way up to the position of head trainer for the Cardinals' Double-A team in Little Rock. He returned to Arkansas in January 1984 as an assistant and was promoted to head athletic trainer in 1989.

In working with Razorback basketball, England has been to 16 NCAA Tournaments and two NITs. He's made three trips to the Final Four and worked with the 1994 NCAA Champions and the 1995 national runner-up. He returned to the College World Series with the baseball Razorbacks in 1985 and 1987. While working with football he has been to the Liberty and Cotton bowls twice, and the Orange, Holiday and Hall of Fame bowls.

One of the founding members of the Arkansas Athletic Trainers' Association in 1987, England was inducted into the AATA Hall of Fame in 1999.

He has two daughters, Jennifer (29), and Alyson (20), and a granddaughter, Ellie (2). He is married to the former Heather Cullum, who is the Director of Guest Services for the Athletic Department.



## HEATHER ENGLAND

Director of Guest Services

Heather England assumed duties as Director of Guest Services for the University of Arkansas athletics department in July 2011 with more than 10 years of experience working within the Razorback athletics.

England oversees event service and operation activities for all premium seating in each of the Razorback venues. Some of her duties include coordination with outside vendors in the suites, club lounges and club /courtside seating areas; hiring and training event services staff; and assisting patrons with any suite holder/seating needs as they arise.

Prior to the current role, England had served in administrative support to UA's senior administrators since August 2009. In England's previous role, her duties included communicating with donors, planning events for Razorback supporters, overseeing budgets for athletics development and men's basketball and supervising graduate assistants.

Previously, England worked for 10 years in the Arkansas Athletics Department Ticket Center, servicing requests and addressing Razorback supporters' needs. Her responsibilities included working with specific donor levels in regards to season tickets, training customer service representatives in ticket office procedures, maintaining NCAA compliance documentation and providing support during home athletic events.

Prior to beginning her work for Razorback athletics, England was co-owner of Realty Executives Metro Brokers in Fayetteville, Ark. She also worked as an optometric assistant and store manager at Brandon Eye Clinic in Springdale, Ark.

England finished a Master's in public administration at UA in May 2009, emphasizing in higher education. She also did her undergraduate work at Arkansas, earning a Bachelor's of Arts in sociology in 2005. In her time in the UA athletics department, England has served as a representative on the Staff Senate. The native of Wynne, Ark., is the wife of Razorback basketball athletic trainer, Dave England.



## JAMES PULIDO

Academic Counselor

James Pulido joined the University of Arkansas academic center as a learning specialist in July 2011 and works specifically with baseball and women's track and field.

Pulido joined the Razorbacks after serving two years in the same position at Texas A&M-Corpus Christi, working with student-athletes from several teams. During his tenure, Pulido assisted student-athletes with the learning process, helped with the creation of long and short-term goals, and trained student-athletes with effective student skills, learning strategies, note taking and organizational skills.

In addition to his time in the academic center, Pulido was a volunteer assistant coach with the TAMU-CC track and field and cross country teams. Pulido's other experience includes working as an intern counselor at the Antonio E. Garcia Arts and Education Center, serving as a case manager with the Texas Correctional Office and interning with Planned Parenthood.

A former All-Southland Conference performer in cross country and track and field, Pulido earned his undergraduate degree in kinesiology in May 2008 followed by his master's degree in education psychology in December 2010, from Texas A&M Corpus Christi.



## MARK TAYLOR

Assistant Equipment Manager

As assistant equipment manager, Mark Taylor plays a key role in providing Arkansas with one of the most experienced staffs around. He is in his 23rd year with the Razorbacks.

The equipment room staff handles the distribution to athletes and coaches, any necessary repair, and all ordering and laundering. They are also responsible for coordinating with the coaching staff to ensure all required practice accessories are where they should be for appropriate drills and workouts. After the team has left the field and locker room, the equipment room staff is still around, getting everything ready for the next day.

Taylor joined the athletic department in 1991 after serving in the equipment room at Nicholls State University in Thibodaux, La. He has made been with the team for three trips to the College World Series, most recently in 2012, and assisted the football program to 11 bowl games, including the 1991 Independence Bowl, the 1995 CarQuest Bowl, the 1999 Florida Citrus Bowl, the 2000 Cotton Bowl, the 2000 Las Vegas Bowl, the 2002 Cotton Bowl, the 2002 Music City Bowl, the 2003 Independence Bowl the 2007 Capital One Bowl, the 2008 Cotton Bowl and the 2011 Sugar Bowl.

An all-district football and basketball player at Harmony Grove High School in Camden, Taylor worked in the equipment room at Ouachita Baptist for four years while working on his degree. He graduated from high school in 1983 and earned his degree in health and physical education from Ouachita in 1988.

He spent his first year out of college in private business before accepting a position at Nicholls State. He earned his master's degree in education and supervision from Nicholls State while working for the equipment department.

Taylor and his wife, Kim, have two daughters, Anna and Abby.



## KATIE RAINES

Nutritionist

Katie Raines, a registered dietitian, joined the Razorbacks in August of 2012 as a graduate assistant.

Raines is pursuing her doctorate degree in recreation and sport management from the University of Arkansas. She anticipates graduation in the spring of 2015.

As a member of the athletic department staff, Raines is responsible for counseling student-athletes from all 19 Razorback sports programs on optimal nutrition for training and competition. She provides personalized meal and snack plans to promote achieving short- and long-term goals for athletic performance, recommends appropriate pre-, during, and post-event fueling tactics, and counsels student-athletes on achieving and maintaining a level of body mass, body fat, and muscle mass that is consistent with good health and optimal performance.

Additionally, she is the athletic department's NCAA designee for nutritional supplements used by Razorback student-athletes.

Prior to working with the Razorbacks, Raines was a registered dietitian at Northwest Medical Center in Bentonville, Ark.

Raines received her bachelor of science in food, human nutrition, and hospitality with an emphasis in dietetics in 2008 and her master of science in kinesiology with an emphasis in Exercise Science in 2010 from the University of Arkansas. She completed her dietetic internship at UAMS/CAVHS in Little Rock, Ark.



Pat Kelly

Public Address Announcer





## MISSION STATEMENT

The mission of the Razorback Foundation Inc. is to support the athletic endeavors of the University of Arkansas Razorbacks. The Foundation assists our student-athletes by providing financial support for scholarships, facilities and various programs that enable them to realize

their dreams of achieving a quality college education while participating in athletics on a nationally competitive level.

## ABOUT THE FOUNDATION

Performing the vital role of supporting the student-athletes at the University of Arkansas with financial support, the Razorback Foundation Inc., is in its fourth decade of working alongside the athletic department to advance Razorback Athletics.

Over the past several years, with the support of our dedicated members, the Razorback Foundation has experienced dynamic growth in multiple areas. Our membership and annual fund dollars have continued to grow each year and this growth can be directly attributed to the passion and commitment of those who love the Razorbacks.

## WHY WE NEED YOUR HELP

Through contributions from our members, who understand the need and cost of maintaining a premier athletic program, we are able to provide scholarship support for more than 460 student-athletes, funding for facility enhancements and financial assistance to other programs designed to elevate student-athletes and Arkansas athletics.

Being an active member of the Razorback Foundation is not only an investment in the athletic program and the University of Arkansas, it also unlocks many special benefits to you. Those include, but are not limited to, priority seating and parking for athletic events, priority points, and invitations to exclusive member-only events. You can find additional information about all available Foundation benefits by visiting [razorbackfoundation.com](http://razorbackfoundation.com).

## MEMBERSHIP

There is no better way to support Razorback Athletics than to contribute to the Razorback Foundation Annual Fund. You may designate your gift(s) to football, men's basketball, baseball, men's Olympic sports and/or women's sports. Membership offers a variety of exciting benefits and has several levels of giving, beginning at the \$50 Razorback level and continuing up to Broyles-Matthews Scholarship Platinum at \$20,000 or more.

For more information about giving levels, benefits and other giving opportunities, please contact us at 1-877-436-0013 or [GoHogs@RazorbackFoundation.com](mailto:GoHogs@RazorbackFoundation.com). More information may also be found at [RazorbackFoundation.com](http://RazorbackFoundation.com).



[Facebook.com/razorbackfoundation](https://www.facebook.com/razorbackfoundation)



[Twitter.com/razorfoundation](https://twitter.com/razorfoundation)




**SEAN ROCHELLE**  
Executive Director



**BILLYE HAWKINS-VETETO**  
Chief Financial Officer



**JOHN MATSKO**  
Associate Director



**NORM DeBRIYN**  
Associate Director



**MARVIN CASTON**  
Assistant Director



**JOHN GOURLAY**  
Assistant Director



**ELIZABETH SULLIVAN**  
Assistant Director



**CHARLOTTE FAUCETTE**  
Member Relations



**JACKIE ROLLINS**  
Member Relations/Assistant to the Executive Director



**DEBBIE SCOGGIN**  
Member Relations



**JULIA WOODS**  
Member Relations



**CASSY FRITZ**  
Receptionist/Member Relations



**LAUREN WALDRIP**  
Intern/Special Initiatives Coordinator



**FRANK BROYLES**  
Athletic Director Emeritus



**HAROLD HORTON**  
Executive Director Emeritus



**DONITA RITCHIE**  
Admin. Asst. to Frank Broyles



# RAZORBACKS IN MLB

**NATIONAL  
LEAGUE**

**AMERICAN  
LEAGUE**

**BLAKE  
PARKER**



**DUKE  
WELKER**



**CLIFF  
LEE**



**DALLAS  
KUECHEL**



**DREW  
SMYLY**



**CRAIG  
GENTRY**



**LOGAN  
FORSYTHE**  
**RAYs**





# FEBRUARY

						1	
2	3	4	5	6	7	8	
9	10	11	12	13	14	15	
16	17	18	19	20	21	22	
APPLACHIAN ST 1:05 pm					EASTERN ILLINOIS 3:05 pm	EASTERN ILLINOIS 1:05 pm	
23	24	25	26	27	28		
EASTERN ILLINOIS 1:05 pm					SOUTH ALABAMA 3:05 pm		

# MARCH

						1	
2	3	4	5	6	7	8	
SOUTH ALABAMA 1:05 pm	3:05 pm				SAN FRANCISCO* 4:30 pm	9	
10	11	12	13	14	15	16	
CALIFORNIA* 3:00 pm				AT FLORIDA* 8:00 pm	AT FLORIDA* 6:00 pm	17	
18	19	20	21	22	23	24	
AT FLORIDA* NOON	25	26	27	28	29	30	
ALABAMA* 1:05 pm	MISS. VALLEY ST. 6:35 pm	MISS. VALLEY ST.* 6:35 pm	AT MISS. STATE* 6:30 pm	AT MISS. STATE* 2:05 pm	AT MISS. STATE* 2:00 pm		
31							
AT MISS. STATE* 1:30 pm							

# APRIL

		1	2	3	4	5	
		NEBRASKA 8:35 pm	NEBRASKA 1:35 pm	SOUTH CAROLINA* 7:00 pm	SOUTH CAROLINA* 6:35 pm	SOUTH CAROLINA* 2:05 pm	
6	7	8	9	10	11	12	
		UNLV 6:35 pm	UNLV 8:05 pm	AT IOWA* 7:00 pm	AT IOWA* 6:30 pm	AT IOWA* 6:30 pm	
13	14	15	16	17	18	19	
AT IOWA* 1:00 pm		STEPHEN F. AUSTIN 8:35 pm		VANDERBILT* 6:35 pm	VANDERBILT* 6:05 pm	VANDERBILT* 6:05 pm	
20	21	22	23	24	25	26	
VANDERBILT* 1:05 pm		NORTHWESTERN ST. 6:35 pm	NORTHWESTERN ST. 3:05 pm	AUBURN* 6:35 pm	AUBURN* 6:05 pm		
27	28	29	30				
AUBURN* 1:05 pm		AT MISSOURI ST. 4:05 pm					

# MAY

				1	2	3	
				AT ILL. MISS* 6:30 pm	AT ILL. MISS* 4:00 pm	4	
5	6	7	8	9	10	11	
AT ILL. MISS* 1:30 pm				TEXAS A&M* 6:35 pm	TEXAS A&M* 6:05 pm	12	
13	14	15	16	17	18	19	
TEXAS A&M* 1:05 pm				AT MISSOURI* 6:00 pm	AT MISSOURI* 2:00 pm	20	
21	22	23	24	25	26	27	
		SEC TOURNAMENT Hoover, Ala.	SEC TOURNAMENT Hoover, Ala.	SEC TOURNAMENT Hoover, Ala.	SEC TOURNAMENT Hoover, Ala.	SEC TOURNAMENT Hoover, Ala.	
28	29	30	31				
SEC TOURNAMENT Hoover, Ala.				NCAA REGIONAL TBD	NCAA REGIONAL TBD		

# JUNE

1	2	3	4	5	6	7	
NCAA REGIONAL TBD	NCAA REGIONAL TBD				NCAA SUPER REGIONAL TBD	NCAA SUPER REGIONAL TBD	
8	9	10	11	12	13	14	
NCAA SUPER REGIONAL TBD	NCAA SUPER REGIONAL TBD						
15	16	17	18	19	20	21	
CWS	CWS	CWS	CWS	CWS	CWS	CWS	
22	23	24	25	26	27	28	
CWS	CWS	CWS	CWS				
29	30						



**TREY KILLIAN**

**COLIN POCHÉ**

**CHRIS OLIVER**

**LONDON SIMPSON**

**MICHAEL GUNN**

**BRETT MCAFEE**

FOR TICKETS CALL 1-800-982-HOGS

**ARKANSASRAZORBACKS.COM**

[@RAZORBACKBSB](https://twitter.com/RAZORBACKBSB)

[/RAZORBACKBSB](https://www.facebook.com/RAZORBACKBSB)

ALL HOME GAMES PLAYED AT BAUM STADIUM - \* SEC GAME - ^ GAME PLAYED IN N. LITTLE ROCK - # DENOTES CAL BASEBALL CLASSIC