

2016 Razorbacks
MEDIA GUIDE

2015 College WORLD SERIES

40
WINS

14th
STRAIGHT NCAA TOURNAMENT

8th
CWS APPEARANCE



NATIONAL PLAYER OF THE YEAR

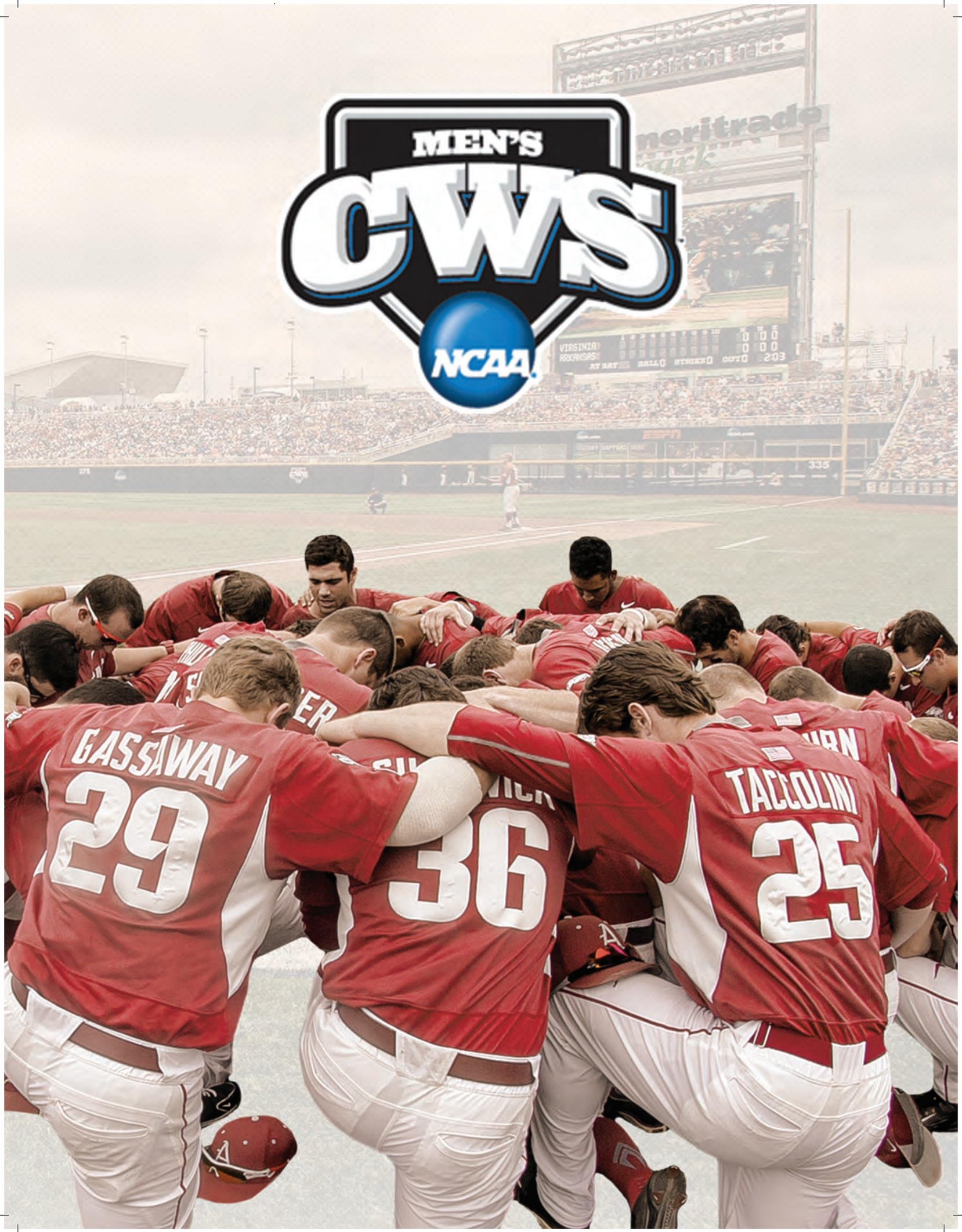
MEN'S
CWS
NCAA
GASSAWAY
29
36
TACCOLINI
25

Andrew BENINTENDI





2015 Award List

GOLDEN SPIKES AWARD

DICK HOWSER TROPHY

SOUTHEASTERN CONFERENCE
MALE ATHLETE OF THE YEAR

BASEBALL AMERICA
NATIONAL PLAYER OF THE YEAR

COLLEGIATE BASEBALL
NATIONAL PLAYER OF THE YEAR

SOUTHEASTERN CONFERENCE
PLAYER OF THE YEAR

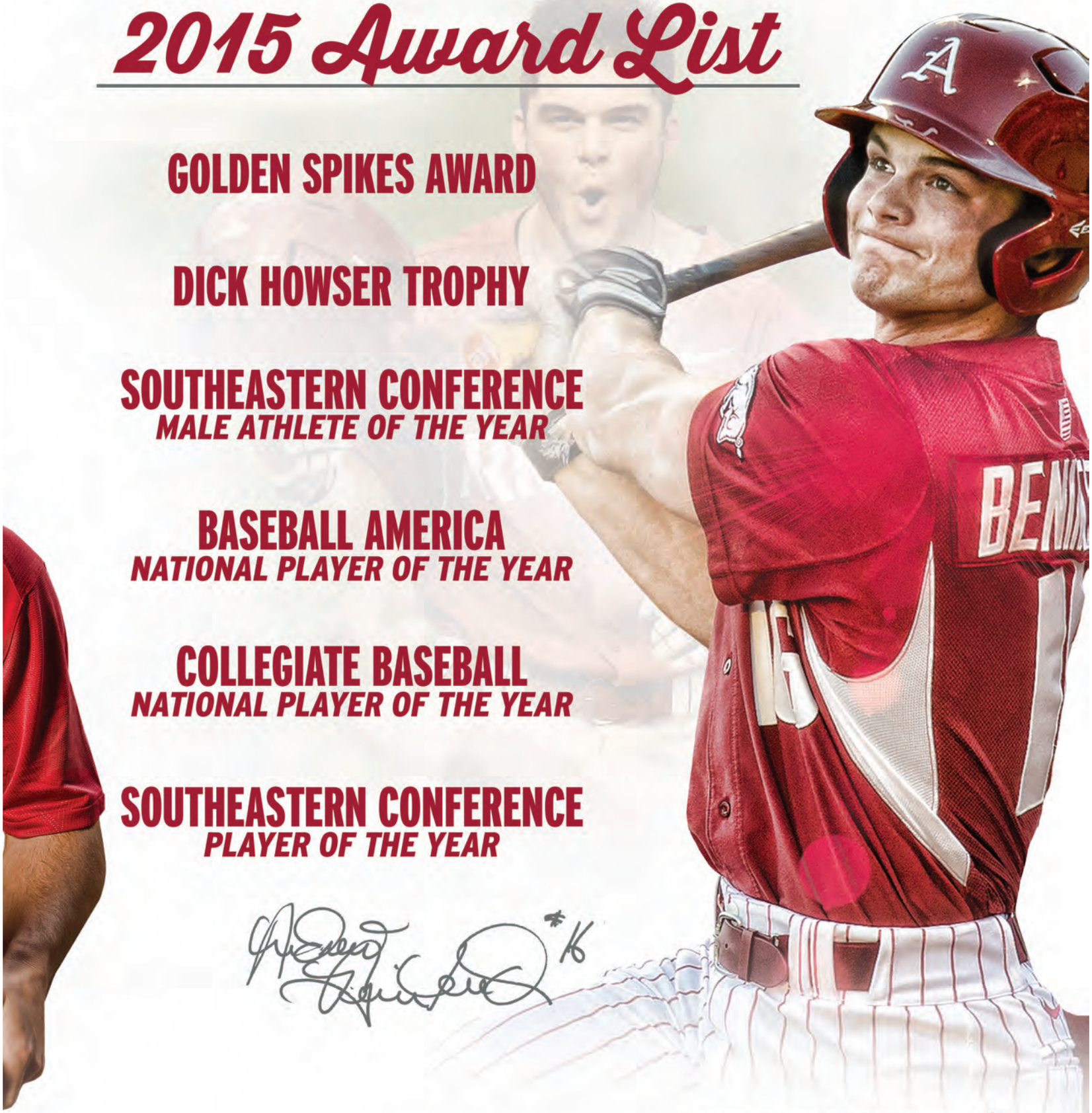

LED THE NATION WITH 20 HOME RUNS ON THE YEAR

THIRD PLAYER IN THE 81-YEAR HISTORY OF THE SEC TO LEAD THE LEAGUE IN HOME RUNS & BATTING AVERAGE

FIRST DIVISION I PLAYER IN SEVEN YEARS & FIRST SEC PLAYER IN NINE YEARS TO HIT 20 HOME RUNS & STEAL 20 BASES IN A SEASON

SELECTED NO. 7 OVERALL BY THE BOSTON RED SOX IN THE 2015 MLB DRAFT, THE THIRD HIGHEST DRAFT PICK IN SCHOOL HISTORY



Dave VAN HORN

1 SEC CHAMPIONSHIP

3 SEC WEST CHAMPIONSHIPS

6 CWS APPEARANCES

17 CONSECUTIVE NCAA REGIONALS

500+ WINS AT ARKANSAS

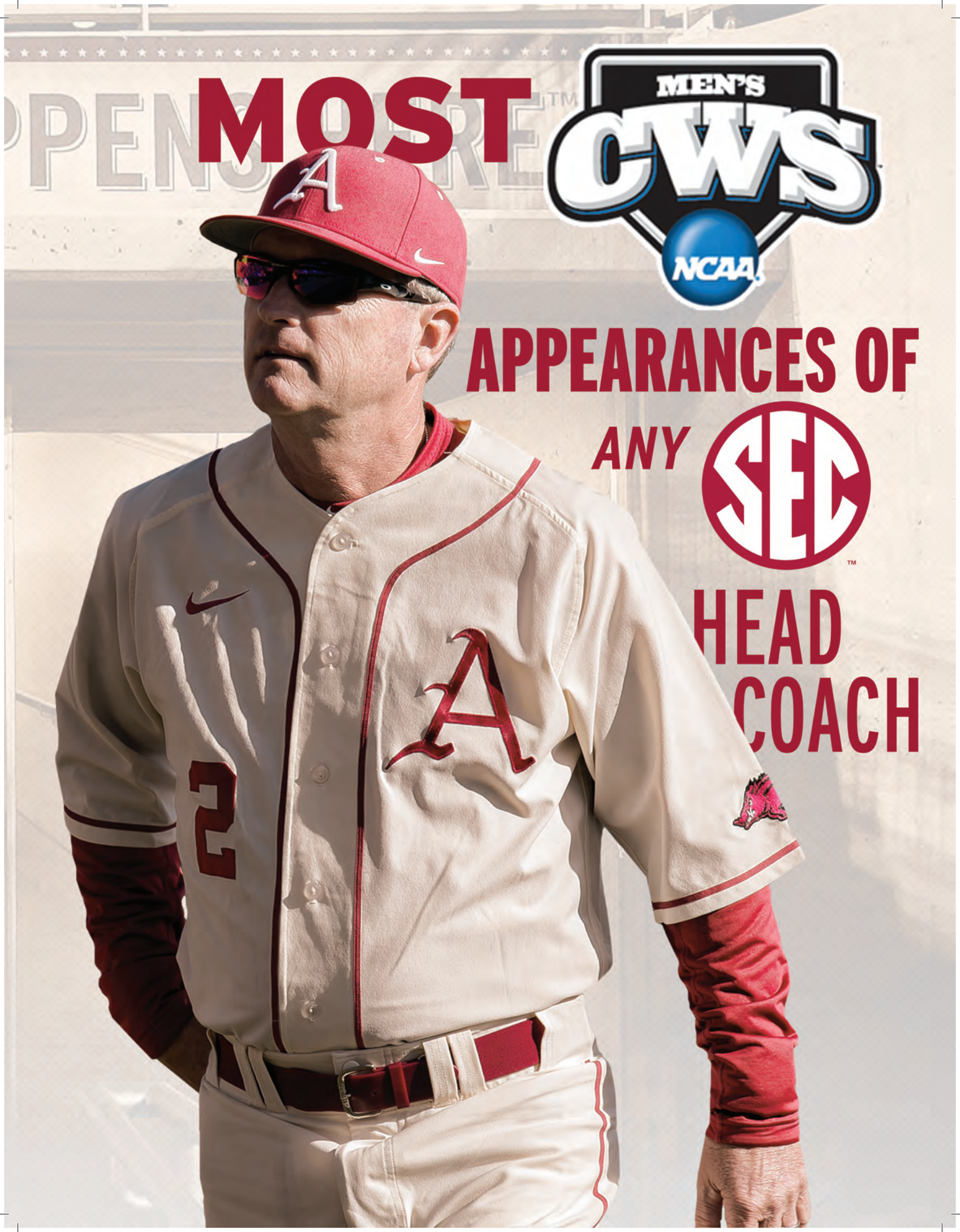
MOST
MEN'S
CWS
NCAA
APPEARANCES OF
ANY
SEC
HEAD
COACH

FACILITIES



Baum Stadium



Fowler Indoor







Jones Success Center



History & TRADITIONS

2 SEC CHAMPIONSHIPS

4 SEC WEST TITLES

6 NCAA SUPER REGIONALS

8 COLLEGE WORLD SERIES

28 NCAA TOURNAMENTS


A
ARKANSAS
RAZORBACKS
1



ARKANSAS BASEBALL (1-11)

2015 College World Series 1
Andrew Benintendi 2-3
Head Coach Dave Van Horn 4-5
Facilities 6-7
History & Traditions 8-9
Table of Contents 10
Quick Facts 11

2016 RAZORBACKS (12-67)

Head Coach Dave Van Horn 14-19
Assistant Coach Tony Vitello 20-21
Pitching Coach Dave Jorn 22-23
Clay Goodwin/Christian Kowalchuk 24
Max Hogan/Managers 25
Numerical Roster 26
Roster Breakdown 27
Radio/TV Roster 28
ArkansasRazorbacks.com 29
Josh Alberius 30-31
Michael Bernal 32-33
Luke Bonfield 34-35
Cannon Chadwick 36-37
Clark Eagan 38-39
Cullen Gassaway 40-41
Alex Gosser 42-43
Zach Jackson 44-45
Keaton McKinney 46-47
Rick Nomura 48-49
Tucker Pennell 50-51
Carson Shaddy 52-53
Chad Spanberger 54-55
Dominic Taccolini 56-57
James Teague 58-59
Redshirts/Newcomers 60-64
Arkansas Baseball Camps 65
Diamond Dolls 66
RBI Girls 67

FACILITIES (74-81)

Baum Stadium History 76-77
George Cole Field 78
Stadium Records 79
Fowler Family Training Center 80-81

2015 REVIEW (76-91)

Season Review 78-79
Results 80
Game Highs 81
Overall Stats 82
SEC Stats 83
Game-by-Game Hitting 84
Game-by-Game Pitching 85
Defensive Starting Lineups 86
Game-by-Game Batting Order 87
Home Run Chart/Miscellaneous Stats 88
Easton Incorporated 89
SEC Review 90
SEC Team Stats 91

HISTORY & RECORDS (92-157)

Arkansas Baseball History 94-95
1979 College World Series Team 96
1985 College World Series Team 97
1987 College World Series Team 98
1989 College World Series Team 99
2004 College World Series Team 100
2009 College World Series Team 101
2012 College World Series Team 102
2015 College World Series Team 103
NCAA Tournament History 104
Conference Tournament History 105
All-Americans 106
All-Conference Selections 107
MLB Draft Picks 108-109
#ProHogs 110
All-Time Lettermen 111-114
Team Records 115-118
Individual Records 119-120
Career Batting Records 121
Season Batting Records 122
Career Pitching Records 123
Season Pitching Records/Freshman Records 124
Year-by-Year Results 125
Record by Date 126
Year-by-Year Hitting 127
Year-by-Year Pitching 128
Year-by-Year Leaders 129-130
Arkansas vs. All Opponents 131
Game-by-Game Series Results 132-147
All-Time Results 148-157

THE UNIVERSITY (158-176)

Razorback Communications 160-161
The Southeastern Conference 162
2016 SEC Tournament 163
University of Arkansas 164-167
Chancellor Dr. Joseph E. Steinmetz 168
University Leadership 169
Director of Athletics Jeff Long 170-171
Senior Staff 172
Head Coaches 173
Baseball Support Staff 174
Razorback Foundation, Inc. 175
Razorbacks in MLB 176

CREDITS

EDITORIAL
Arkansas Communications Department

EDITORS
Patrick Pierson, Brett Brecheisen, David Beall

COVER DESIGNS
Christine Zambetti

ASSISTANT EDITORS
Chris Freet, Kevin Trainor, Jeri Thorpe, Taylor McGillis, Jimmy Sanchez, Brent Hull, Katie Beall, Roland Liwag, Brandon Langlois

PRINTING
Just-Us Printers Inc., Springdale, Ark.

PHOTOGRAPHY
Walt Beazley

CONTRIBUTING PHOTOGRAPHY
Gunnar Rathbun, Danny Parker, Pete Emerson, Michael Zagaris, Oakland A's, Ron Vesely, Miles Kennedy, Philadelphia Phillies, Houston Astros, Skip Milos, Tampa Bay Rays, Mark Cunningham, Detroit Tigers, Colorado Rockies

All names, nicknames, logos and other indicia referring to the University of Arkansas are trademarks owned and protected by the university. Any unauthorized use of the university's trademark is strictly prohibited.

GENERAL INFORMATION

Location	Fayetteville, Arkansas
Founded	1871
Enrollment	26,754
Nickname	Razorbacks
School Colors	Cardinal (PMS 202) and White
Conference	Southeastern (Western Division)
System President	Dr. Donald R. Bobbitt (Arkansas, 1980)
Chancellor	Dr. Joseph E. Steinmetz (Central Michigan, 1977)
Athletic Director	Jeff Long (Ohio Wesleyan, 1982)
Faculty Athletic Rep	Dr. Sharon Hunt (Arkansas, 1973)
Athletics Website	ArkansasRazorbacks.com
Ticket Office Phone	1-800-982-HOGS
Athletic Department Phone	(479) 575-6533

BAUM STADIUM

Home Facility	Baum Stadium at George Cole Field
Capacity	10,737 (8,237 Chairbacks)
Largest Crowd	12,167 vs. Missouri State (June 6, 2015)
Stadium Opening	April 13, 1996
Dedication	May 3, 1996
Field Dimensions	LL - 320, LC - 375, CF - 400, RC - 365, RL - 320
Surface	Grass

COACHING STAFF

Head Coach	Dave Van Horn (Arkansas, 1988)
Record at Arkansas	524-295 (13 seasons, .640)
Overall Division I Record	844-452 (21 seasons, .651)
Overall as a Head Coach	1,109-535 (27 seasons, .675)
Van Horn's DI Postseason App. (Total/at UA)	17/13
Van Horn's College World Series Appearances	6 (Neb: 2001, 2002; Ark: 2004, 2009, 2012, 2015)
Assistant Coach/Recruiting Coordinator	Tony Vitello (Missouri, 2002)
Pitching Coach	Dave Jorn (SE Missouri St., 1981)
Volunteer Assistant Coach	Christian Kowalchuk (Arkansas, 2011)
Student Asst. Coaches	Max Hogan
Dir. of Baseball Operations	Clay Goodwin (Arkansas, 2005)
Athletic Trainer	Corey Wood (East Carolina, 2008)
Strength & Conditioning	Mike Strouhal (University of Saint Mary, 2003)
Managers	Jordan Larkan Michael McCann Hayden Sutton

HISTORY

First Year of Arkansas Baseball	1897
Years of Varsity Baseball at Arkansas	93 (1897, 1901-03, 05, 08-16, 19-20, 22-29, 47-15)
All-Time Program Record	2,077-1,315-6 (.612)
All-Time Conference Record/Years	SEC: 354-337 (.512)/24 SWC: 264-205 (.563)/24 Combined: 618-542 (.533)/48
Conference Titles/Years	SEC Overall: 2/1999, 2004 SEC Western Division: 4/1999, 2004, 2007, 2011 SWC: 2/1989, 1990
Conference Tournament Record/Years	SEC: 28-37 (.431)/21 SWC: 18-25 (.419)/14 Combined: 46-62 (.426)/35
Conference Tournament Titles/Years	SEC: None SWC: 1/1985
NCAA Postseason Appearances	28 (1973, 79-80, 83, 85-90, 95-96, 98-99, 2002-15)
NCAA Postseason Record	71-61 (.538)
College World Series Appearances	8 (1979, 1985, 1987, 1989, 2004, 2009, 2012, 2015)
College World Series Record	11-16 (.407)
NCAA Super Regional Appearances	6 (2002, 2004, 2009, 2010, 2012, 2015)
NCAA Super Regional Record	9-6 (.600)
NCAA Regional Appearances	27
NCAA Regional Record	51-39 (.567)
Overall NCAA Regional Hosts	5 (1999, 2004, 2006, 2007, 2010)
Best NCAA Finish	1979 National Runner-up

TEAM INFORMATION

2015 Overall Record	40-25
Home	23-12
Away	13-6
Neutral	4-7
SEC Record	17-12
SEC Tournament	T-5th
SEC Finish	3rd, SEC Western Division
Postseason	2-2 - SEC Tournament 3-0 - NCAA Stillwater Regional 2-1 - NCAA Fayetteville Super Regional 0-2 - College World Series
Lettermen Returning/Lost	15/15
Position Starters (including DH) Returning/Lost	4/4
Pitchers Returning/Lost	5/7
Newcomers	18

TOP RETURNING PLAYERS

Rick Nomura	INF	Sr.	.298 BA, 11 2B, 4 HR, 20 RBI
Michael Bernal	INF	R-Sr.	.269 BA, 5 2B, 4 HR, 30 RBI
Clark Eagan	OF/1B	Jr.	.288 BA, 13 2B, 2 HR, 31 RBI
Tucker Pennell	C	Sr.	.200 BA, 3 2B, 0 HR, 7 RBI

TOP RETURNING PITCHERS

Zach Jackson	RHP	Jr.	5-1, 9 SV, 2.10 ERA, 60.0 IP 89 K
Keaton McKinney	RHP	So.	6-2, 3.21 ERA, 87.0 IP, 46 K
Dominic Taccolini	RHP	Jr.	6-4, 4.32 ERA, 77.0 IP, 67 K
James Teague	RHP	Jr.	6-4, 3.36 ERA, 59.0 IP, 49 K

TOP NEWCOMERS

Doug Willey	RHP	Sr.	Franklin Pierce/Shelburne, N.H.
Hunter Hart	RHP	So.	Kaskaskia College/St. Joseph, Ill.
Eric Cole	OF	Fr.	Carroll HS/Southlake, Texas
Cody Scroggins	INF	Fr.	Bentonville HS/Bentonville, Ark.
Jake Arledge	OF	Jr.	Panola JC/Carthage, Texas
Ty Harris	LHP	Fr.	Heritage HS/Rogers, Ark.
Blaine Knight	RHP	Fr.	Bryant HS/Bryant, Ark.



Dave Van Horn has made more College World Series appearances than any other head coach in the SEC with six, including four at Arkansas.


2016 Razorbacks



DAVE VAN HORN

Head Coach • 14th Season • 4 SEC Championships
6 CWS Appearances • 17 Consecutive NCAA Regionals

2

Now entering his 14th season at the helm of the Arkansas baseball program, head coach Dave Van Horn continues to elevate the Razorbacks to one of the nation's premier teams year in and year out. Over his first 13 seasons, Van Horn has led Arkansas to four College World Series appearances, 13 NCAA Tournament berths, one Southeastern Conference overall title, three SEC Western Division championships and a total of 524 wins, averaging more than 40 wins a season.

The Razorbacks defied all the odds in 2015, rebounding from a 15-15 record on April 4 to win 18 of their final 25 regular season games and surge into postseason play. After going 2-2 in the SEC Tournament, Arkansas became one of five teams in the country to advance to 14 consecutive NCAA Tournaments, claiming the No. 2 seed in the Stillwater Regional hosted by Oklahoma State.

In what is likely Van Horn's best coaching job in his 27-year career, the Razorbacks went 3-0 in the Stillwater Regional and came back home to host the second Super Regional in program history, knocking off Missouri State in three games for the most improbable College World Series appearance in Arkansas' storied history. Van Horn made his sixth trip to Omaha, including his fourth as the Razorback skipper. He currently has more College World Series appearances than any head coach in the SEC.

During the run to Omaha, sophomore outfielder Andrew Benintendi put together the finest individual season in Razorback history. Benintendi became the first Arkansas player to win the Golden Spikes Award, given annually to the nation's best amateur player. He also won the Dick Howser Trophy and was named Baseball America Player of the Year and Collegiate Baseball Player of the Year as the nation's best collegiate player.

Benintendi became just the third player in SEC history to lead the league in home runs and batting average as he joined Rafael Palmeiro (Mississippi State, 1984) and Jeff Abbott (Kentucky, 1994) as the only players in conference history to accomplish the feat. He became the first player in school history to lead the nation in home runs (20) and became the first Division I player since 2009 to hit 20 home runs and steal 20 bases in one season. His historic season was capped by being selected No. 7 overall by the Boston Red Sox in the 2015 MLB Draft, the highest a Razorback has been drafted since Jeff King went No. 1 overall in 1986.

The 2015 Razorbacks finished 40-25, the sixth time in the past seven seasons that Arkansas won more than 40 games. Four players were selected in the MLB Draft, including Benintendi, and four Razorbacks earned conference honors. Benintendi was named the SEC Player of the Year while relief pitcher Zach Jackson was named First Team All-SEC, third baseman Bobby Wernes earned SEC All-Defensive Team honors and right-handed pitcher Keaton McKinney was named to the SEC All-Freshman Team.

Fans are flocking to Baum Stadium due to Van Horn's success. The Razorbacks finished 2015 at No. 2 in the country in average attendance for the third-straight year with an average of 8,290 fans per game. The 12,167 fans that attended the June 6 Super Regional game against Missouri State was the largest crowd in stadium history and the third-largest Super Regional crowd in NCAA history. Arkansas also set school records for actual attendance and tickets sold for a single game during the 2015 season.

In 2014, Van Horn led the Razorbacks to their 13th consecutive NCAA Tournament, making the program one of seven teams in the country to advance to the NCAA Tournament each of the last 13 seasons. Arkansas qualified for the SEC Tournament as the No. 7 seed after winning six of its final seven regular season games. The Razorbacks made plenty of noise in Hoover, defeating Texas A&M in the opening round, before knocking off No. 10 Ole Miss twice and advancing to the semifinals against LSU.

Arkansas then received an at-large bid to the NCAA Charlottesville Regional as the No. 2 seed and defeated Liberty and Bucknell to advance to the program's sixth straight Regional Final, but the Razorbacks saw their season come to an end against Virginia, who finished as the National Runner-up in Omaha.

Arkansas continued to push its best talent to the next level following the season, as six players were taken in the 2014 Major League Baseball First-Year Player Draft, with five of those signing professional deals.

Following the 2014 season, Van Horn's coaching duties were far from finished as he became the manager of the USA Baseball Collegiate National Team. Leading the best collegiate players in the country against some of the top teams in the world, Van Horn and Team USA battled the Chinese Taipei in a five-game series, Japan in a three-game set and made trips to The Netherlands and Cuba. The squad finished with an overall record of 18-8-2 and captured the Haarlem-Honkbal Week



Championship in The Netherlands after defeating Japan 6-3 in the title game. It was the second time Van Horn donned the Stars and Stripes in his coaching career, as he served as an assistant coach on the Collegiate National Team in the summer of 2011.

Arkansas finished the 2013 season with a 39-22 record and an 18-11 mark in SEC play. The Razorbacks' 18 wins in league play were the most since 2010 and Arkansas won seven of 10 conference series for the first time since the 2004 season. The Razorbacks reached the regional final of the NCAA Manhattan Regional. After dropping the opening game of the regional to Bryant, Arkansas bounced back with victories over Wichita State and Bryant before falling to host school Kansas State in the regional championship.

Following the season, Arkansas set a school record with 11 players taken in the 2013 Major League Baseball First-Year Player Draft. The 11 players drafted also was the most in the country, as 10 of those went on to sign professional contracts.

For the third time in his Arkansas tenure, Van Horn guided the Razorbacks to Omaha and the College World Series in 2012. Arkansas used a dominant pitching staff, timely hitting and strong defense to win the Houston Regional and Waco Super Regional to advance to the seventh College World Series in program history. The Razorbacks won their first two games of the College World Series and finished in a tie for third, equaling the second-best finish to a season in school history. Arkansas finished the season with a 46-22 record, the most wins for UA under Van Horn and the sixth-highest single-season win total in school history. The Razorbacks also won 40 games for the fourth straight season and for the 18th time in program history. Arkansas finished the season ranked in the top six in all four of the major college baseball polls, including a No. 3 national ranking in the USA Today/ESPN Coaches Poll, the NCBWA poll and the Collegiate Baseball poll.

Arkansas had a knack for winning the close games in 2012. The Razorbacks played 32 games decided by one or two runs and went 19-13 in those games. Arkansas was 14-9 in one-run games during the 2012 season and had a streak of seven-straight one-run victories late in the season. Six of the Razorbacks' seven wins in the NCAA Tournament were by one run, including a pair of 1-0 victories.

Van Horn reached a milestone as the Razorback head coach in 2012 as he earned his 400th win at Arkansas during UA's NCAA Tournament run. Van Horn's 400th win was a significant one as it came against Rice in the Houston Regional. The 1-0 victory over the eighth-ranked Owls put the Razorbacks in the driver's seat of the regional, which they would eventually win with a 5-1 win over Sam Houston State.

In what many people saw as a rebuilding season in 2011, Van Horn guided the Razorbacks to the program's fourth SEC Western Division championship and to the NCAA Tournament. After posting a 38-20 overall record through the SEC Tournament, the Razorbacks were sent to the NCAA Tempe Regional hosted by Arizona State. After dropping its opening game of the regional, Arkansas rallied to reach the regional championship game before eventually falling to the Sun Devils. Arkansas finished the season with a 40-22 record and closed the season ranked in the top 25 of every major poll with an RPI of 14.

Van Horn led Arkansas to the NCAA Tournament for the ninth consecutive year in 2010. The Razorbacks also reached the Super Regional round in back-to-back years for the first time in program history. On the strength of a 40-18 record after the SEC Tournament, the Razorbacks were selected to host an NCAA Regional for the fifth time in school history. Arkansas advanced to the Super Regionals with a 7-2 victory over Washington State in a winner-take-all regional championship game. In the Super Regionals, the Razorbacks went toe-to-toe with the tournament's top seed, Arizona State, on its home field. Arkansas lost a pair of 12-inning heartbreakers to finish the season with a 43-21 record.

Van Horn achieved three coaching milestones during the 2010 regular season. The Razorback skipper picked up his 300th win at Arkansas on April 9 in an 8-3 win over Mississippi State. On February 27 in a 10-8 win over Troy, Van Horn earned his 600th win as a Division I head coach. He recorded career win No. 900 on May 21 in a 4-3 victory at Vanderbilt.

For the second time in his Razorback coaching career, Van Horn and his team made the ultimate postseason push and collected the program's sixth trip to Omaha for the 2009 College World Series. Rebounding from a late-season slump, Arkansas advanced to the semifinals of the SEC Baseball Tournament, before earning its eighth consecutive berth into an NCAA Regional. Supported by their fans, the Razorbacks hit the road and swept their way through the Norman Regional and Tallahassee Super Regional, besting Washington State and national seeds Oklahoma and Florida State along the way. In Omaha, Arkansas won two games and tied for a third-place national finish, equaling the 1985 team for the second-best finish in program history.

The 2009 regular season had its share of highlights, too. The Razorbacks jumped out to an 8-0 start in SEC play for the first time in program history. The club achieved another first when Collegiate Baseball released its April 6 poll with Arkansas ranked No. 1, the first top ranking by any publication in program history. The Razorbacks faced Arizona State in a midweek series that same week, the first No. 1 vs. No. 1 matchup at Baum Stadium. Arkansas solidified its top billing by knocking off the Sun Devils in both games.

In the finale against Arizona State, the Razorbacks had the support of a then-Baum Stadium-record 11,014 fans. That number is a significant reminder of the traditionally strong attendance figures for the Arkansas baseball team. In 2009, the Razorbacks finished No. 2 in national attendance with an average of 7,906 fans per game.

The highly decorated coach has both individual and team honors throughout his 25-year coaching resume, beginning at Texarkana (Texas) Community College all the way through the present. Individually, he has been named national coach of the year twice, regional coach of the year twice and conference coach of the year four times. His teams have made six College World Series appearances, won five outright conference championships, a Division II National Championship and made 16 consecutive appearances in the NCAA Tournament. Van Horn is one of only 11 coaches in NCAA history to lead two programs to the College World Series.

Since joining the Razorbacks as head coach, Van Horn has led his teams to an SEC Championship, three SEC Western Division titles, 14 NCAA Tournament berths and four College World Series appearances. His players have earned 17 All-America honors, 24 All-SEC nods, 88 SEC Academic Honor Roll spots and 10 Capital One Academic All-District accolades. Not resting on his laurels, Van Horn has kept his competitive juices flowing as he seeks to bring a national championship to his alma mater.

Not only have his players flourished in collegiate baseball, but several have gone on to solid professional baseball careers. More than 100 former players have signed professional contracts, including former Razorback standouts Mike Bolsinger, Zack Cox, Brett Eibner, Logan Forsythe, Craig Gentry, Dallas Keuchel, James McCann, Drew Smyly and Jess Todd. At the end of the 2014 season, Bolsinger (Dodgers), Forsythe (Rays), Keuchel (Astros), McCann (Tigers) and Smyly (Rays) were all playing at the big league level. Keuchel became the second Razorback to win a Cy Young Award when he won the AL Cy Young Award following a spectacular 2015 season.

Van Horn was successful from the moment he took over the program from legendary head coach Norm DeBriyn in 2003. During his first season, Van Horn guided his inaugural squad to both the SEC and NCAA Tournaments. His team was ranked in all four major baseball polls throughout the year and picked up series wins at No. 6 South Carolina and No. 5 Auburn.



LEADERSHIP

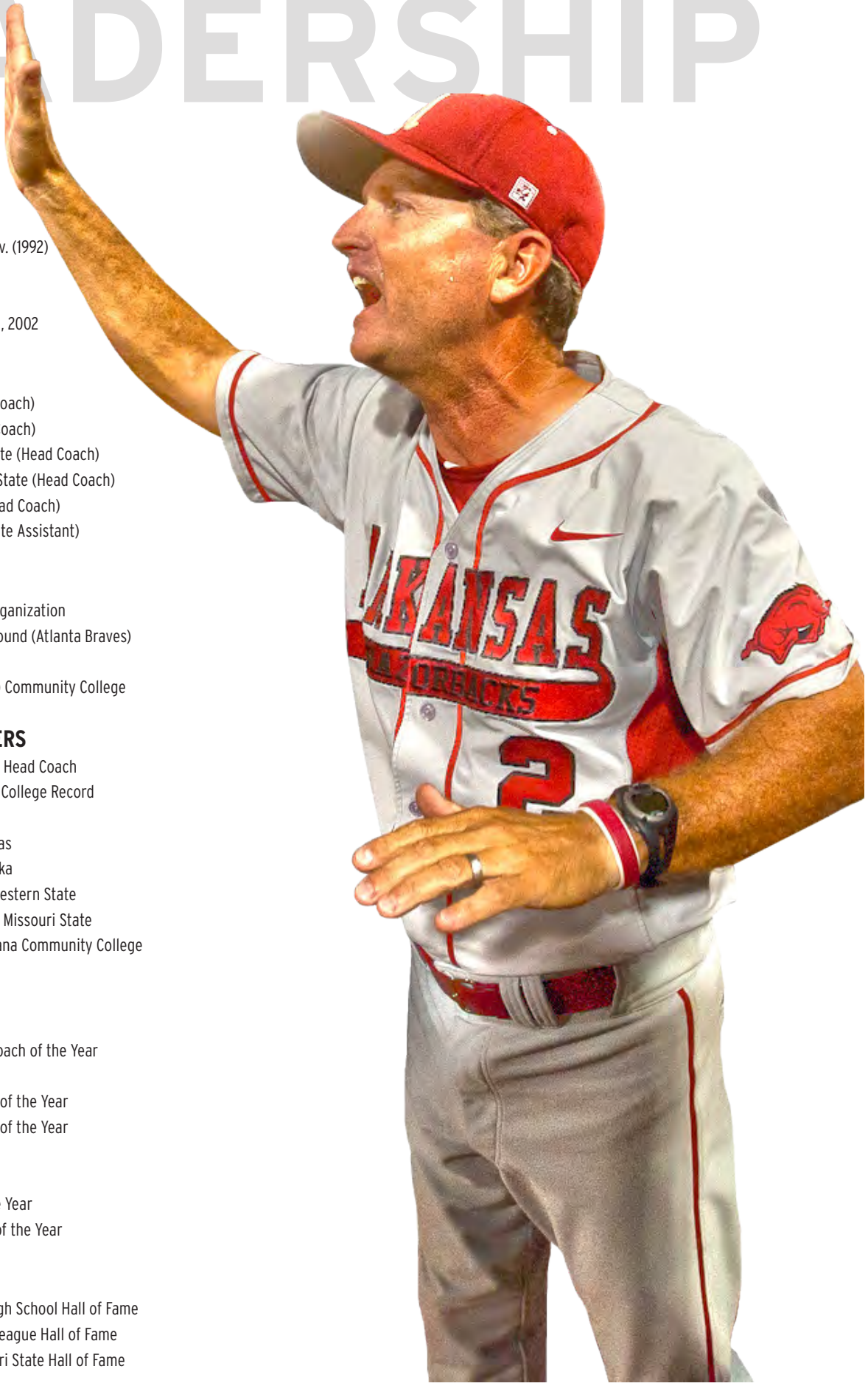

PERSONAL

Born: Sept. 17, 1960
Hometown: Kansas City, Mo.
Alma Mater: Arkansas (1988)
Masters of Science: East Texas State Univ. (1992)
Wife: Karen
Daughters: Hollan, Mariel
Named Head Coach at Arkansas: June 21, 2002

COACHING HISTORY

2003-Present	Arkansas (Head Coach)
1998-2002	Nebraska (Head Coach)
1995-1997	Northwestern State (Head Coach)
1994	Central Missouri State (Head Coach)
1989-1993	Texarkana CC (Head Coach)
1985-1988	Arkansas (Graduate Assistant)

PLAYING HISTORY

1982-1984	Atlanta Braves Organization
1982	MLB Draft: 10th Round (Atlanta Braves)
1982	Arkansas
1980-1981	McLennan (Texas) Community College

HEAD COACH BY THE NUMBERS

1,109-535 (27 Yrs)	Overall Record as Head Coach
895-463 (22 Yrs)	Overall Four Year College Record
844-452 (21 Yrs)	Overall D1 Record
524-295 (13 Yrs)	Record at Arkansas
214-92 (5 Yrs)	Record at Nebraska
106-65 (3 Yrs)	Record at Northwestern State
51-11 (1 Yr)	Record at Central Missouri State
214-72 (5 Yrs)	Record at Texarkana Community College

COACHING HONORS

2004	SEC Coach of the Year
2001	Baseball America National Coach of the Year
2001	BIG 12 Coach of the Year
2001	ABCA Midwest Region Coach of the Year
2000	ABCA Midwest Region Coach of the Year
1997	Southland Coach of the Year
1995	Southland Coach of the Year
1994	NCAA Division II Coach of the Year
1994	ABCA Central Region Coahc of the Year

HALL OF FAME

2013	Inducted into Winnetonka High School Hall of Fame
2012	Inducted into Ban Johnson League Hall of Fame
2001	Inducted into Central Missouri State Hall of Fame

The success of the program and Van Horn's no-nonsense approach to his team has endeared him to the Razorback faithful. The Arkansas fan base has grown steadily since Van Horn was given the reins of the program and three renovations have been completed at Baum Stadium since his arrival to accommodate the growing numbers. Baum Stadium, already one of the nicest collegiate baseball parks in the nation, has grown with the addition of nearly 5,000 chair back seats, 32 luxury boxes and now has a capacity of 10,737. Prior to the 2016 season, a 71 by 25 ✣ foot videoboard was installed to dramatically improve in-game experience and is the largest videoboard at a college baseball venue in the country.

One of the things that Van Horn is known for is recruiting fundamental players and molding them into the stars of tomorrow. In his first season with Arkansas, only two Razorbacks were taken in the Major League Baseball first year player draft. That number has grown significantly over the years with a school-record 11 players being drafted in the 2013 MLB Draft. Five of Arkansas' stars, Nick Schmidt (2007), Logan Forsythe (2008), Zack Cox (2010), Ryne Stanek (2013) and Andrew Benintendi (2015) were selected in the first round of the draft and 28 players have been picked in the first 10 rounds since he took over, with Benintendi (1st round, Boston Red Sox) and Trey Killian (9th round, Colorado Rockies) being taken in the first 10 rounds of the 2015 MLB Draft.

The Razorbacks have been successful in every facet of the game over the past 13 seasons. Hitting was the focal point in some seasons, while pitching dominated in others, but Van Horn knows that to accomplish his ultimate goal it takes a total team effort.

In 2007, Arkansas won the Razorbacks' third SEC Western Division title, when they went 18-12 in league play. The Razorbacks were 43-21 overall, hosted their fourth NCAA Regional and finished the season No. 18 in the final Collegiate Baseball rankings.

That team was one of Van Horn's best in terms of individual pitching prospects. Two-time first-team All-American Nick Schmidt was taken by the San Diego Padres in the first round of the MLB Draft (No. 23 overall). Right-handers Jess Todd and Duke Welker were each taken in the second round by St. Louis and Pittsburgh, respectively. Todd also earned second-team All-America honors.

Schmidt's success on the mound was a continuation of his 2006 season, when the lefty was named the SEC Pitcher of the Year by the league coaches. The Razorbacks went 39-21 that season and hosted another NCAA Regional.

A hot start to the 2005 season had the Razorbacks ranked as high as No. 5 nationally as they opened the year 20-2, but a rash of bad luck sidetracked what was shaping up to be a magical year. Despite the setbacks, the Razorbacks did come just a breath away from pulling one of the nation's biggest upsets as it won its first two games at the NCAA Austin Regional. Arkansas would go all the way to the final game of the regional before losing to eventual national champion Texas.

Arkansas' 2004 season was one for the history books as the Razorbacks won 45 games, shared the SEC regular-season title, hosted NCAA Regional and Super Regional games and made its fifth appearance at the College World Series. The following all came true despite the Razorbacks getting picked to finish last in the SEC's Western Division by the league coaches. Along the way, Arkansas won 19 SEC games, swept a weekend series in Baton Rouge, Louisiana against No. 2 LSU and dispatched a tough Florida State team in the Super Regional in two games. The Razorback sweep of LSU was the first time since 1988 that the Tigers had been swept at home by a conference opponent. The Razorback accomplishments led to a top 10 finish in all four major collegiate baseball polls, including a No. 6 ranking by Baseball America.

Prior to taking the helm of the Arkansas program on June 21, 2002, Van Horn enjoyed a very successful five-year run as the head coach at the University of Nebraska. In a short period of time, he built a once-fledgling program into a national powerhouse. Prior to his arrival, the Cornhuskers had made just four postseason appearances in 108 years of baseball history. With their new skipper on the bench, Nebraska went to four NCAA Tournaments and two College World Series.

During his stint with Nebraska, Van Horn amassed a 214-92 (.699) record, won three consecutive Big 12 Tournament titles and earned Nebraska's first regular-season conference title in 51 years. He was twice named the American Baseball Coaches Association's Midwest Region Coach of the Year and posted back-to-back 50-win seasons in 2000 and 2001. In his second season with Nebraska, Van Horn guided his club to its first NCAA Tournament berth in 18 years after it won the Big 12 Tournament, its first title of any kind in nearly 50 years.

Similar to what he has done at Arkansas, Nebraska's players shined with Van Horn at the helm. The Cornhuskers had at least one player named a finalist for national player of the year honors in three seasons including a pair of Dick Howser Award Finalists. Seven players were named first-team All-America and 26 earned All-Big 12 accolades including a school-record nine in 2000. The Cornhuskers also excelled in the classroom with 30 Phillips 66 Academic All-Big 12 selections (21 first-teamers) and seven players named academic all-district.

Prior to his move to Nebraska, Van Horn coached three seasons with Northwestern State in Natchitoches, Louisiana his first foray as a head coach in Division I. He went 106-65 (.620) in those three seasons and won two Southland Conference regular-season titles (1995 and 1997). Each title also earned him Southland Conference Coach of the Year honors.

Van Horn spent one season at the Division II level, coaching Central Missouri State in 1994, and his effects there were awe-inspiring. Taking the reins of the program with just six weeks of preparation before the season, the Mules got off to a quick start by winning 12 of their first 13 games and eventually put together a 21-game winning streak. CMSU won the MIAA Conference Championship and the tournament title before eventually dominating at the NCAA Championships to win the school's first national championship. In 2000, Central Missouri honored Van Horn and his 1994 team by inducting them into the Central Missouri State Hall of Fame.

The storied career of Van Horn as a head coach began with a humble start at Texarkana (Texas) Community College in 1989. In five seasons with the Bulldogs, Van Horn guided Texarkana to a 214-72 (.748) record. He set records for single-season wins in four of his five seasons, beginning with his first, and guided his 1992 squad to the NJCAA Texas Eastern Conference Championships.

Prior to his first stint as a head coach, Van Horn worked with the man he replaced at Arkansas, DeBriyn, for four seasons as a graduate assistant, assisting the Razorbacks to a pair of College World Series. Arkansas was 184-71-1 (.721) while he was a GA and made the NCAA Regional Tournament in each of his four seasons.

Van Horn's playing career was spent in the infield, where he was a highly touted player. Two seasons at McLennan (Texas) Community College earned him All-America, Region 5 Player of the Year, all-conference and all-region honors. The standout defensive third baseman was drafted by the Chicago White Sox, but instead Van Horn transferred to Arkansas.

In one year with the Razorbacks, Van Horn earned All-Southwest Conference honors as well as the team's most valuable player and SWC Newcomer of the Year accolades. Following his junior year, the Atlanta Braves selected Van Horn in the 10th round of the 1982 draft. Van Horn would spend three seasons with the Braves organization before returning to Fayetteville to begin his coaching career.

Van Horn is married to the former Karen Lee (University of Arkansas '88). The couple has two daughters, Hollan Clark who is married to Jacob Clark and Mariel Van Horn who is a 2016 high school senior.



The Van Horn Family (L to R): Jacob Clark, Hollan Clark, Mariel, Karen and Dave.

The Razorbacks Under Dave Van Horn

	W/L	Home	Away	Neutral
Alabama	25-19	14-4	9-12	2-3
Alabama A&M	2-0	2-0	--	--
Albany	1-0	1-0	--	--
Alcorn State	1-0	1-0	--	--
Appalachian State	3-0	3-0	--	--
Arizona	0-1	--	--	0-1
Arizona State	2-7	2-0	0-5	0-2
Auburn	20-18	9-9	12-9	--
Ball State	2-1	2-1	--	--
Baylor	2-1	--	2-1	0-0
Binghamton	3-0	3-0	--	--
Bryant	1-1	--	--	1-1
Bucknell	2-0	--	--	2-0
BYU	2-0	2-0	--	--
Cal State Fullerton	1-0	--	--	1-0
Cal State Northridge	3-0	3-0	--	--
California	4-4	2-1	2-3	--
Centenary	10-2	7-1	3-1	--
Charlotte	1-1	--	--	1-1
Creighton	3-0	2-0	1-0	--
Dallas Baptist	2-0	0-0	1-0	1-0
Delaware State	3-0	3-0	--	--
Eastern Illinois	11-0	11-0	--	--
Evansville	3-0	3-0	--	--
Florida	21-15	10-2	8-10	3-3
Florida State	4-0	2-0	2-0	--
George Mason	1-0	--	--	1-0
Georgia	17-13	9-6	8-6	0-1
Gonzaga	2-3	2-2	--	0-1
Grambling State	3-0	3-0	--	--
Hawai'i	1-0	0-0	1-0	--
Houston	0-1	--	--	0-1
Illinois-Chicago	7-1	7-1	--	--
Illinois State	2-1	2-1	--	--
Kansas	8-1	8-1	--	--
Kansas State	3-2	3-0	0-2	--
Kent State	1-0	--	--	1-0
Kentucky	17-10	10-5	7-5	--
Lamar	0-2	--	--	0-2
Le Moyne	1-0	--	--	1-0
Liberty	1-0	--	--	1-0
Louisiana State (LSU)	16-31	8-13	7-11	1-7
Louisiana Tech	14-2	6-0	5-2	3-0
Loyola Marymount	2-1	2-1	--	--
Maryland	0-1	--	--	0-1
McNeese State	5-1	3-1	2-0	--
Memphis	4-1	--	2-0	2-1
Miami (Florida)	0-1	--	--	0-1
Miami (Ohio)	1-0	--	--	1-0
Minnesota	4-1	3-0	1-1	--
Mississippi State	21-20	10-11	10-8	1-1
Mississippi Valley State	8-0	6-0	--	2-0
Missouri	6-0	3-0	3-0	0-0
Missouri State	15-5	9-4	6-1	--
Missouri Southern	1-0	1-0	--	--
Navy	1-0	--	--	1-0
Nebraska	3-5	2-2	1-3	--
Nevada	1-0	1-0	--	--
New Mexico	6-2	3-1	--	3-1
New Orleans	2-0	2-0	--	--
North Dakota	3-0	3-0	--	--
Northern Colorado	7-1	7-1	--	--
Northwestern State	4-0	4-0	--	--
Ohio State	1-0	--	--	1-0
Oklahoma	3-2	1-0	2-2	--
Oklahoma State	4-3	1-3	2-0	1-0
Ole Miss	20-27	8-13	8-10	4-4
Oral Roberts	12-6	6-3	5-3	1-0
Pacific	0-1	--	--	0-1
Pepperdine	0-1	--	--	0-1
Princeton	1-0	1-0	--	--
Rice	1-0	--	1-0	--
Saint Louis	1-0	1-0	--	--
Sam Houston State	2-0	--	--	2-0
San Diego State	7-1	4-0	3-1	--
San Francisco	0-1	--	--	0-1
Siena	3-0	3-0	--	--
South Alabama	3-2	1-2	2-0	--
Southeast Missouri State	2-2	2-2	--	--
South Dakota State	3-1	3-1	--	--
South Carolina	20-15	8-7	9-5	3-3
St. John's	4-0	3-0	--	1-0
Stanford	0-1	--	0-1	--
Stephen F. Austin	6-0	5-0	--	1-0
TCU	1-0	--	--	1-0
Tennessee	20-12	9-5	9-6	2-1
Texas	2-3	--	1-2	1-1
Texas A&M	8-6	4-2	3-4	1-0
Texas-Arlington	5-0	--	2-0	3-0
Texas-Pan American	2-2	1-0	1-2	--
Texas Tech	1-0	--	--	1-0
Texas State	1-0	1-0	--	--
Troy	5-1	3-0	2-1	--
Tulane	1-0	--	--	1-0
UCF	0-1	--	--	0-1
ULM	1-1	1-1	--	--
UNLV	1-1	1-1	--	--
Utah	3-0	3-0	--	--
UT Martin	1-0	1-0	--	--
Valparaiso	4-1	4-1	--	--
Vanderbilt	16-19	10-7	6-8	0-4
Villanova	3-0	3-0	--	--
Virginia	1-3	--	0-2	1-1
Washington	0-1	--	--	0-1
Washington State	6-1	5-1	--	1-0
Western Illinois	4-1	4-1	--	--
Western Michigan	2-0	2-0	--	--
Wichita State	6-2	4-1	1-1	1-0
Wisconsin-Milwaukee	9-0	9-0	--	--
Wright State	3-0	3-0	--	--



VAN HORN'S CAREER NUMBERS

Year	School	Record	Pct.	Conf.	Place	Tourn.	NCAA
1989	Texarkana CC	39-18	.684	NA	NA	NA	--
1990	Texarkana CC	44-14	.759	NA	NA	NA	--
1991	Texarkana CC	45-12	.789	NA	NA	NA	--
1992	Texarkana CC	48-10	.827	NA	1st	NA	--
1993	Texarkana CC	38-18	.678	NA	NA	NA	--
	Totals	*214-72*	*.748*	--	--	--	--
1994	Central Missouri State	51-11	.823	15-1	1st (Div.)	1st (4-1)	NCAA DII Champs
	Totals	*51-11*	*.823*	*15-1*	--	*1 (4-1)*	--
1995	Northwestern State	37-15	.711	19-5	1st	DNP (0-2)	--
1996	Northwestern State	34-27	.557	14-16	2nd (Div.)	2nd (3-2)	--
1997	Northwestern State	35-23	.603	19-9	1st	DNP (0-2)	--
	Totals	*106-65*	*.620*	*52-30*	--	*3 (3-6)*	--
1998	Nebraska	24-20	.545	10-13	7th	DNQ	DNQ
1999	Nebraska	42-18	.700	16-9	5th	1st (4-0)	NCAA (1-2)
2000	Nebraska	51-17	.750	21-9	2nd	1st (5-1)	NCAA (4-2)
2001	Nebraska	50-16	.758	20-8	1st	1st (4-0)	CWS (5-2)
2002	Nebraska	47-21	.691	16-11	2nd	2nd (3-1)	CWS (5-3)
	Totals	*214-92*	*.699*	*67-39*	--	*4 (16-2)*	*4 (15-9)*
2003	Arkansas	35-22	.612	14-16	6th West	T-7th (0-2)	NCAA (1-2)
2004	Arkansas	45-24	.652	19-11	T-1st Overall	4th (2-2)	CWS (6-3)
2005	Arkansas	39-22	.636	13-17	T-5th West	T-7th (0-2)	NCAA (2-2)
2006	Arkansas	39-21	.650	18-12	2nd West	T-7th (0-2)	NCAA (1-2)
2007	Arkansas	43-21	.672	18-12	1st West	2nd (3-1)	NCAA (2-2)
2008	Arkansas	34-24	.586	14-15	4th West	DNQ	NCAA (0-2)
2009	Arkansas	41-24	.631	14-15	4th West	4th (2-2)	CWS (7-2)
2010	Arkansas	43-21	.672	18-12	2nd West	T-7th (0-2)	NCAA (3-3)
2011	Arkansas	40-22	.645	15-15	1st West	T-3rd (2-2)	NCAA (2-2)
2012	Arkansas	46-22	.676	16-14	T-2nd West	T-9th (0-2)	CWS (7-3)
2013	Arkansas	39-22	.639	18-11	2nd West	T-3rd (2-1)	NCAA (2-2)
2014	Arkansas	40-25	.615	16-14	4th West	T-3rd (3-2)	NCAA (2-2)
2015	Arkansas	40-25	.615	17-12	3rd West	T-5th (2-2)	CWS (5-3)
	Totals	*524-295*	*.640*	*210-176*	--	*12 (16-22)*	*13 (40-30)*
Career Totals		*1109-535*	*.675*	*344-246*	--	*39-31 (.557)*	*55-39 (.585)*





TONY VITELLO

Assistant Coach • Recruiting Coordinator
11 NCAA Tournament Appearances • 1 CWS Appearance

22

Tony Vitello, considered one of the top recruiters in the country, enters his third year as an assistant coach and recruiting coordinator for the University of Arkansas baseball team.

During his career, Vitello has accomplished a rare feat, mentoring both a National Hitter of the Year and National Pitcher of the Year. Arkansas' Andrew Benintendi was the nation's best hitter in 2015 and won the Golden Spikes Award as the nation's top amateur baseball player after batting .376 with 20 home runs, 57 RBIs and 24 stolen bases.

In 2008, Vitello tutored Missouri's Aaron Crow who won the Roger Clemens Award that season, given to the nation's top college pitcher. Crow pitched 43 scoreless innings at one point during the season and had four shutouts. He struck out 127 hitters and won 13 games and became the highest draft pick in Missouri baseball history when he was selected No. 9 overall by the Washington Nationals.

Throughout his 13-year Division I coaching career, Vitello has signed seven top 15 recruiting classes, developed six first round draft picks and 11 Major League Baseball including standouts like Max Scherzer, Ian Kinsler, Kyle Gibson, Crow and Brandon Finnegan.

He was instrumental in Arkansas' run to the College World Series in 2015 as the Razorbacks rebounded from a 15-15 record on April 4 to win 18 of their final 25 regular season games. Primarily working with hitters and serving as the team's third base coach, the Razorbacks slugged their way into the postseason, finishing fifth in the SEC in hitting (.288) and fourth in home runs (53).

Vitello played a large role in the development and transformation of Benintendi into the nation's best amateur player. Between his freshman and sophomore seasons, Benintendi improved his batting average by 100 points and belted 19 more home runs. Benintendi finished the 2015 season batting .376 with 20 home runs and 24 stolen bases, and earned the Golden Spikes Award as the nation's best amateur player. Benintendi became the first Razorback to lead the nation in home runs and just the third player in SEC history to lead the conference in home runs and batting average.

Three hitters signed professional contracts following the 2015 season, including Benintendi who was selected No. 7 overall by the Boston Red Sox. Third baseman Bobby Wernes improved his slugging percentage by 202 points from the 2014 to 2015 seasons and was selected in the 30th round of the MLB Draft while outfielder Tyler Spoon batted 71 points higher and drove in 17 more runs from a season ago. Spoon was picked in the 35th round by the Red Sox.

As Arkansas' recruiting coordinator, Vitello has also done an excellent job signing some of the nation's top talent. His most recent class, the Class of 2016, was ranked No. 6 nationally by Perfect Game and he previously signed the nation's top class for the Razorbacks in 2014.

In his first season at Arkansas in 2014, Vitello made an immediate impact working with the hitters, as the Razorbacks improved their batting average, on base percentage and slugging percentage. Arkansas hitters also saw a boost in total hits, triples, home runs, runs batted in and runs scored.

The offense helped lead Arkansas to its 13th straight NCAA Tournament appearance at the Charlottesville Regional as the Razorbacks advanced to the NCAA Regional Final for the sixth straight season. The 40-win campaign was also the fifth in the last six seasons for Arkansas.

Vitello saw three Razorback hitters selected in the 2014 Major League Baseball First-Year Player Draft, as Brian Anderson (3rd round – Marlins), Eric Fisher (17th round – Marlins) and Tyler Spoon (36th round – A's) were taken, while Anderson and Fisher signed professional contracts.

His second full recruiting class at Arkansas garnered national attention, being ranked No. 1 in the country by Perfect Game USA and No. 4 in the land by Baseball America. The class, which took the field in 2015, featured 20 players, including 14 true freshmen and six junior college transfers.

Vitello came to Arkansas after spending three seasons as an assistant coach and recruiting coordinator at TCU. Prior to TCU, he was an assistant coach and recruiting coordinator at Missouri for eight years.

In his three years at TCU, Vitello brought in some of the top players in the country and helped the Horned Frogs to two NCAA Tournament appearances, including a Super Regional berth in 2012. The Horned Frogs started seven freshmen recruited by Vitello in the super regional at UCLA. His final recruiting class at TCU was ranked 17th in the country and three student-athletes he signed also played for Team USA.

In 2013, 11 newcomers from an 11th-ranked recruiting class saw time on the field for TCU. A pair of Horned Frog freshmen earned freshman All-America honors as Boomer White hit .314 with 27 RBI, while Alex Young was 7-4 with five saves in 22





appearances, 20 in relief. Despite featuring four new faces, TCU's pitching staff ranked in the top 20 in most pitching categories during the 2013 season.

Vitello's 2012 recruiting class was ranked in the top 10 nationally by Baseball America, and the group paid immediate dividends for the Horned Frogs as 16 players made their debut during the 2012 season. Right-handed pitcher Brandon Finnegan and infielder Taylor Featherston were both members of this class. Finnegan made his Major League debut just a few months after being selected in the first round of the 2014 MLB Draft and pitched for the Kansas City Royals in the 2014 World Series. Featherston was called up to the Los Angeles Angels in 2015 and played 101 games.

Despite the team's youth, the 2012 squad had success on the field, winning the Mountain West Conference regular season and advancing to the super regionals where they started six freshmen before falling to UCLA. Four Horned Frog hitters earned all-conference accolades and six TCU players were selected in the MLB Draft.

In his first season at TCU in 2011, Vitello worked with a TCU offense that finished the season with a .306 batting average and averaged 6.7 runs per game. The team hit 141 doubles on the season, which ranked fourth all-time in school history. The Horned Frogs finished the season with 43 victories and advanced to the NCAA Regional. Five offensive players earned all-conference honors and four offensive players were selected in the 2011 MLB Draft.

In his eight seasons at Missouri, the Tigers made the postseason seven times. Vitello served as the pitching coach at Missouri, while also working with the team's hitters and serving as the first base coach. Vitello's 2008 recruiting class at Missouri was ranked No. 11 nationally by Baseball America and he had top 25 recruiting classes in three of his final four years at Missouri.

Under Vitello the Tigers' ERA was consistently among the best in the Big 12 Conference, highlighted by a 3.17 mark in 2005 and a 3.36 ERA in 2006. The 2006 ERA led the Big 12 and was 11th best nationally.

In 2009, Kyle Gibson led the Big 12 with 131 strikeouts and ranked second in the league with 11 wins on the season. The 131 strikeouts tied the school record and the 11 wins was second most in Missouri baseball history. Gibson was selected by Minnesota in the first round of the 2009 MLB Draft, joining Aaron Crow as a first-round selection the year before. Gibson finished his career at MU with 28 wins and 304 strikeouts, which both ranked second all-time at Missouri.

Crow, who was first taken ninth in the 2008 MLB Draft, was selected with the 12th overall pick by Kansas City in 2009. In 2008, Crow became the second MU pitcher in four years to be named the Big 12 Pitcher of the Year. Crow, a first-team All-American, was also the recipient of the Clemens Award, which is given to the nation's top collegiate pitcher. He finished 2008 with a 13-0 record, setting a new school record for wins in a season, and had an ERA of 2.85.

During the 2008 season, Crow had a stretch of 43.0 scoreless innings pitched from Feb. 29 – April 11 that was the fourth longest streak in NCAA history. Another member of the Tigers' staff, Ian Berger, put together a string of 36.1 scoreless innings pitched from March 9-29. Crow and Gibson each earned All-Big 12 recognition in 2008 and Gibson was a first-team All-Big 12 selection in 2009.

In 2007, the MU pitching staff ranked fourth in the Big 12 with an ERA of 4.25. That staff included an All-Big 12 first-team selection in Crow and a second-team honoree, Rick Zagone. Zagone earned Big 12 and National Pitcher of the Week honors after throwing a near no-hitter against Kansas State.

In 2006, the MU pitching staff recorded seven shutouts and held opponents to two or fewer runs in 19 of the 63 games. In the NCAA Regional, a pair of freshmen, Zagone and Crow, recorded back-to-back complete game victories, each allowing just one run on six hits as Mizzou went on to claim the Malibu Regional Championship.

Vitello helped mold Max Scherzer into the 11th overall draft pick in the 2006 MLB Draft. Scherzer, the 2005 Big 12 Pitcher of the Year and one of the nation's top pitchers in 2005 and 2006, improved from an ERA of 5.85 as a freshman in 2004 to a dominant 1.86 in his sophomore season, when he led the Big 12 in ERA, strikeouts (131) and opponents' batting average (.163). As a junior, Scherzer had a 2.25 ERA despite fighting injuries much of the season.

During the 2005 season, the Tigers had a stretch of 26 innings without allowing a run from March 14-19 after putting together a 23-scoreless-inning stretch earlier that season. One of the most impressive pitching outings in recent history came against Texas Tech in April of 2005, when Missouri recorded the school's first no-hitter since 1981. In 2006, five Missouri pitchers were taken in the draft with two drafted in the first four rounds.

As recruiting coordinator, Vitello was instrumental in bringing some of the nation's top prospects to Missouri. The 2008 class was ranked among Collegiate Baseball's Top-20 recruiting classes and Baseball America voted the class the 11th best nationally.

Following his playing career and the completion of his management degree at MU, Vitello joined the Missouri coaching staff as a volunteer assistant in 2003. He also completed his course work for his master's degree in business. The following season he was elevated to full-time assistant coach.

During his time as a Tiger assistant coach, Vitello recruited and/or developed 19 players who were drafted by major league teams, including major leaguers Ian Kinsler, Max Scherzer, Aaron Crow, Kyle Gibson, Nick Tepesch, Doug Mathis, Justin James, Matt Stites and Ryan Lollis.

Vitello also served as the associate head coach for the Salina Packers of the California Collegiate League in 2002. The Packers finished 50-14 and earned their first trip to the NBC World Series in Wichita, Kansas.

A three-year letterwinner at Missouri, Vitello earned Academic All-Big 12 Conference honors as a senior and was named to the Big 12 Commissioner's Honor Roll twice.

PERSONAL
Born: Oct. 9, 1978
Alma Mater: Missouri (2002)

COACHING HISTORY

June 2013-Present	Arkansas (Assistant Coach)
2011-2013	TCU (Assistant Coach)
2003-2010	Missouri (Assistant Coach)
2002	Salina Packers (Assistant Coach)

PLAYING HISTORY

2000-2002	Missouri



DAVE JORN

Assistant Coach • Pitching Coach
6 CWS Appearances • 4 SEC Championships

31

Beginning his 20th overall season with the Razorbacks in 2016, Dave Jorn has made a lasting and profound impression on the baseball program. In his second stint with Arkansas, Jorn is beginning his 14th season as the pitching coach with head coach Dave Van Horn.

Jorn's unmistakable impact on the Razorback baseball program can not only be seen on the pitcher's mound, but in the locker room and on the draft boards of every Major League Baseball team.

During two assistant coaching stints in Fayetteville, Jorn has been a part of nearly 800 wins, six trips to the College World Series and 18 NCAA Tournament berths. In addition, the Razorbacks have enjoyed 13 40-win seasons, two 50-win campaigns and his pitchers have tossed five no-hit games.

Since 2003, 31 Arkansas pitchers have been drafted and since 2009, 17 of the 18 Razorback pitchers that have been drafted improved their draft stock by coming to school at Arkansas and learning under Jorn. Three of Jorn's former pupils at the U of A saw time in Major League Baseball during the 2015 season as Dallas Keuchel (Houston Astros), Drew Smyly (Detroit Tigers) and Mike Bolsinger (Los Angeles Dodgers) were all in the big leagues.

Since returning to Arkansas in 2003, Jorn has had eight pitching staffs finish the season with an ERA of less than 4.00, including in five of the last six seasons. Over the last five seasons, his pitching staffs have accounted for four of the 10 lowest team ERAs in program history, including a school-record 1.89 team ERA in 2013, and a second-best 2.63 ERA in 2014. The 2012 squad had a team ERA of 2.83, the fourth-best in school history, while the 2011 pitching staff finished the season with a 3.20 team ERA.

Jorn returned to Arkansas in 2003 after a 14-year career in Major League Baseball as a coach for the New York Mets, New York Yankees and Arizona Diamondbacks. Prior to working in the pros, he spent six years with the Razorbacks under legendary Arkansas head coach Norm DeBriyn. In his second tour of duty with the Razorbacks, he has revived Arkansas' pitching fortunes once again.

Utilizing timely pitching, the 2015 Razorbacks engineered one of the best turnarounds in program history. Despite starting the season 15-15, Arkansas rallied to win 18 of its final 25 regular season games and capitalized on its momentum in the postseason.

Closer Zach Jackson was a first team All-SEC selection after dominating hitters to close out ball games. Jackson finished the season with a 2.10 ERA and nine saves and struck out a staggering 89 hitters in 60.0 innings pitched. In the decisive Game 3 of the Super Regional against Missouri State, Jackson took the mound in the sixth inning and dominanted, pitching 3.2 innings allowing one hit, no runs and striking out six as he pitched the Razorbacks into the College World Series.

Arkansas' pitching staff was decimated by injuries as three of the team's top four starting pitchers were unable to pitch in Omaha. Despite the attrition and a shortage of southpaws, Jorn's staff was able to keep the team firing on all cylinders.

Freshman Keaton McKinney led the staff with a 6-2 record and 3.21 ERA in 18 starts. The right-hander was named to the SEC All-Freshman team after tossing two complete games and keeping hitters off balance with one of the conference's best changeups.

Following the season, right-hander Trey Killian was selected in the ninth round of the 2015 MLB Draft by the Colorado Rockies, becoming the 11th Razorback pitcher to be drafted in the past three seasons.

Under the tutelage of Jorn, the pitching staff was the anchor of the 2014 team, as eight pitchers had an ERA of 3.00 or less and two relievers combined for 52 appearances and each had ERAs under 1.00. Michael Gunn led the way with a 0.74 ERA and seven saves out of the bullpen, while Jacob Stone was equally impressive with a 0.94 ERA and 4-0 record. The starting rotation was again one of the best in the SEC as Jalen Beeks led the way with a 1.98 ERA, while Chris Oliver totaled a team-high nine victories and Trey Killian paced the trio with an SEC-best four complete games. Arkansas allowed two runs or less in 34 of 65 games and added 10 shutouts to tie for the second most in program history.

Three members of the pitching staff were drafted, as Oliver (4th round, Phillies), Beeks (12th round, Red Sox) and Gunn (16th round, Red Sox) all signed contracts to continue their careers at the professional level. Killian was also awarded an opportunity to continue playing as he accepted an invitation to play for the USA Baseball Collegiate National Team.

The 2013 Arkansas pitching staff ranks as the best in school history and among the best nationally in recent history. The Razorbacks finished the season with a nation's best team ERA of 1.89, becoming the first school in the country to finish with a sub-2.00 ERA since Le Moyne in 1992. Arkansas' team ERA was the lowest for any team since 1976, when Connecticut posted a 1.71 team ERA. Arkansas also led the country in hits allowed per nine innings (6.78) and was fifth nationally in walks and hits allowed per innings pitched (1.11).

The Razorback pitching staff was stout from start to finish with the highest ERA on the team being Killian's 3.19. All three of Arkansas' weekend starters finished with an ERA of 2.03 or below, led by second-team All-American and first-team All-SEC selection Ryne Stanek, who posted a 10-2 record with a 1.39 ERA. Barrett Astin compiled a 4-4 record with a 1.79 ERA, while Randall Fant enjoyed a breakout senior season with a 6-1 record and a 2.03 ERA. The Razorback bullpen combined for a 1.94 ERA. Colby Suggs set a single-season school record with 13 saves and a 1.74 ERA in 23 appearances. Beeks pitched in a team-high 29 games and went 6-2 with two saves and a 2.20 ERA, while Brandon Moore was 1-4 with a 2.68 ERA in 25 appearances.

Seven members of the pitching staff were selected in the 2013 MLB Draft, part of a school-record and nation-leading 11 Arkansas players taken in the draft. Along with Stanek (1st round, Tampa Bay Rays), Suggs (2nd round, Miami Marlins), Astin (3rd round, Milwaukee Brewers), Moore (17th round, Milwaukee Brewers) and Fant (29th round, Houston Astros), Arkansas pitchers Trent Daniel (17th round, Colorado Rockies) and Tyler Wright (26th round, Seattle Mariners) were also selected in the draft. Daniel had a 2.55 ERA with a 0-1 record and one save in 22 appearances, while Wright went 1-1 in 11 appearances and only allowed four unearned runs in 20.1 innings.

In 2012, Arkansas finished the season with a team ERA of 2.83, the third-lowest single-season ERA in school history. The Razorbacks ranked second in the SEC and fifth in the country in team ERA. Jorn's pitching staff was even better in the NCAA Tournament. In 10 NCAA Tournament games, Arkansas' pitching staff had a 1.92 ERA, including a team ERA of 1.80 in four College World Series games. Arkansas ranked fourth nationally in hits allowed per nine innings, giving up just 7.53 hits per nine innings. The Razorbacks finished the season with 10 shutouts, which ranked as the second-highest single-season total in school history.

Individually, 10 members of the 2012 pitching staff finished the season with an ERA under 3.20 (minimum 10 appearances). DJ Baxendale and Stanek each earned All-SEC honors from SEBaseball.com. Stanek also earned honorable mention All-America honors from CollegeBaseballInsider.com. Baxendale finished the season with an 8-5 record and a 3.11 ERA, while Stanek was 8-4 with a 2.82 ERA. Astin and Suggs headlined a strong Arkansas bullpen. Astin finished the season with 11 saves, which tied for the third-highest single-season total in school history, and a 1.99 ERA. Suggs compiled a 7-1 record with a 1.38 ERA. Three members of the Razorback pitching staff were drafted in the 2012 MLB Draft. Nolan Sanburn was selected by the Oakland Athletics in the second round, Baxendale was a 10th-round pick of the Minnesota Twins and Fant was drafted in the 29th round by the Cleveland Indians.

Jorn's pitching staff in 2011 ranked among the best in the SEC and nationally. The Razorback pitching staff finished the season with a team ERA of 3.20, ranking fourth in the conference and 27th nationally. Arkansas' team ERA was the 10th-best in program history. The Razorback pitching staff combined to allow just 7.86 hits per nine innings, which ranked 14th in the country. The Razorback bullpen was particularly strong in 2011, setting a new single-season school record with 20 saves and posting a 20-8 record with a 2.51 ERA.

Three of Jorn's pupils earned conference and national recognition following the 2011 season. Baxendale was named second-team All-SEC and earned all-region honors after finishing his junior season with a 10-2 record, three saves and a 1.58 ERA. Baxendale was the first Razorback pitcher to record double-digit wins in a season since Nick Schmidt in 2007 and posted the fifth-lowest ERA in program history. Astin and Sanburn each earned freshman All-America honors following the season. Astin appeared in a team-high 27 games and had a 5-2 record with three saves and a 2.72 ERA. Sanburn led Arkansas with eight saves and compiled a 2-4 record with a 3.62 ERA.

In 2010, the Razorback rotation finished the year with a 3.93 ERA, finishing third in the conference and posting the first sub-4.00 ERA since the 2007 season. Arkansas pitchers also posted the second-best strikeout to walk ratio in school history at 2.92, fanning 551 batters and issuing just 189 bases on balls.

The ace of the Razorback pitching staff in 2010 was Drew Smyly. The southpaw finished the year with a 9-1 record and a 2.80 ERA. He was recognized for his stellar season by earning All-SEC honors. Smyly, who made his Major League debut in 2012 with the Detroit Tigers, was drafted in the second round of the 2010 MLB Draft by the Tigers with the 68th overall pick.
Jorn's 2007 starting rotation was possibly the best three-man rotation in college baseball

and one of the best in school history. Nick Schmidt, who garnered All-America honors for the second consecutive season, anchored a rotation that included junior college transfers Jess Todd and Duke Welker. The trio combined for 27 wins, 315 innings, a .217 opponent batting average and 319 strikeouts.

Under Jorn's guidance, Schmidt finished his three-year Razorback career as one of the most-decorated players to ever don an Arkansas uniform. His 11-3 record and career-low 2.69 ERA in 2007 cumulated a career that produced a 28-8 record, 2.83 ERA and a school record 345 strikeouts. Schmidt also earned SEC Pitcher of the Year honors in 2006.

Schmidt was drafted in the first round of the 2007 Major League Baseball Draft by the San Diego Padres with the 23rd overall selection. He became the first Razorback to be drafted in the first round since 1999 and just the fourth first-rounder in school history.

Jorn's trio of starting pitchers were all selected by the 82nd overall pick in the second round of the 2007 MLB Draft. Welker went with the 68th pick to the Pittsburgh Pirates, while Todd was taken No. 82 by the St. Louis Cardinals. Both Schmidt and Todd were picked as first-team All-SEC selections by league coaches. Todd also earned second-team All-America honors with a 9-3 record, two saves, two complete games and 128 strikeouts, which tied for the third-most in a single season in school history. During the summer of 2009, Todd was called up by the St. Louis Cardinals to join the big-league team.

The Razorbacks' 2007 pitchers recorded a school-record 565 strikeouts in 569 innings of work for 8.9 strikeouts per nine innings that ranked fifth nationally. The staff also garnered a 2.58 strikeout-to-walk ratio and held opponents to a .249 batting average. The 2006 staff, led by Schmidt, posted a team ERA of 3.64, the lowest in 15 years.

In 2006, Schmidt finished 9-3 with 145 strikeouts and was named the league's top pitcher by the coaches. His 145 strikeouts were also the second-most in a single season in Arkansas history. Jorn also molded lefty Devin Collis into one of the league's top closers, finishing with nine saves. Shaun Seibert also came into his own under Jorn's guidance, posting a 2.79 ERA that ranked second in the SEC.

In 2005, Arkansas compiled a 4.05 ERA and rode the strong arms of Charley Boyce and freshman All-American Schmidt to 39 wins and an NCAA Regional berth. Seibert and Schmidt were both named to the Collegiate Baseball Freshman All-America team for their standout efforts.

In 2004, the Razorbacks claimed a share of the SEC overall title and advanced to the College World Series for the first time in 15 seasons. Under Jorn's guidance, Razorback hurlers posted the lowest team ERA since 1991 with a 3.87 mark. Jorn helped Boyce post a 10-3 record and a 3.20 ERA in 2004, while part-time starter Jay Sawatski also posted a 10-3 record with a 3.38 ERA. The Razorbacks' bullpen was equally effective under Jorn's instruction in 2004 as the relievers recorded a 3.72 ERA with a 25-11 record and 16 saves.

Jorn first served as Arkansas' pitching coach from 1983-88. During Jorn's time on DeBriyn's staff, Arkansas posted a record of 268-108 (.713), competed in five NCAA Regionals and earned trips to the 1985 and the 1987 College World Series. Six different Razorback pitchers earned All-Southwest Conference honors during that span, including Kevin Campbell ('84), Tim Deitz ('85), Bobby Edwards ('87, '88), Fred Farwell ('85), Steve Parker ('86) and Tim Peters ('87). Van Horn and Jorn coached together on the UA staff from 1985-88. Van Horn was a graduate assistant while Jorn was in the midst of his first stint as UA's pitching coach.

Jorn left the Razorback program in January of 1989 to work in player development in the New York Yankees' minor league system. He was the pitching coach at Class A Prince William, Virginia in the Carolina League in 1989, helping the Cannons to a league title. Jorn then served in the same position in the Class A South Atlantic League in Greensboro, North Carolina in 1990. He spent two years (1991-92) as the pitching coach at the Yankees' Class AA affiliate in Albany, New York, helping the team to a league championship in 1991.

He joined the New York Mets' organization in 1993 and worked with their Class A South Atlantic League affiliate in Columbia, South Carolina in 1993-94. Jorn transferred to Kingsport, Tennessee to serve as pitching coach for the Mets in the Class A rookie league from 1995-96, winning a league title in 1996. He then returned to Columbia for the 1997 season.

In 1998, he was hired by the Arizona Diamondbacks and worked as the pitching coach in Lethbridge, Ontario, Canada, in the organization's short season Class A league club in the Pioneer League.

Jorn spent the next two seasons (1999-2000) with the Diamondbacks' Class A Midwest League affiliate in South Bend, Indiana. He served as the pitching coach in 1999 before being elevated to the role of manager in 2000.

Jorn rejoined the Yankees' organization in 2001 as a scout covering the Midwest. He was responsible for scouting in the states of Arkansas, Kansas, Missouri, Nebraska, North Dakota and South Dakota. Following the 2001 draft, he managed the Yankees' Class A short season team playing in the New York-Penn League in Staten Island, New York.

Prior to his initial tenure at Arkansas, he was the pitching coach at Lurleen B. Wallace (Alabama) Junior College for one season.

Jorn and Melinda Gatling were married in April 2007. They have two daughters, Molly Kuhl (30), who is married to Kaleb Kuhl with two sons, Bryant (3) and Briggs (1), and Maggie Gatling (23). Jorn also has a daughter, Christina, who has twins Kellen and Alexis (13).

PERSONAL

Born: Oct. 2, 1954
Alma Mater: Southeast Missouri St. (1981)
Wife: Melinda
Children: Christina, Molly and Maggie

COACHING HISTORY

2003-Present	Arkansas (Assistant Coach)
2001-2002	New York Yankees (Scout)
2001	Staten Island - (A) Yankees (Head Coach)
2000	South Bend Silver Hawks - (A) Diamondback (Head Coach)
1999-2000	South Bend Silver Hawks - (A) Diamondback (Assistant Coach)
1998	Lethbridge, Alberta - (R) Diamondbacks (Assistant Coach)
1997	Columbia Bombers - (A) Mets (Assistant Coach)
1995-1996	Kingsport Mets - (A) Mets (Assistant Coach)
1993-1994	Columbia Bombers - (A) Mets (Assistant Coach)
1991-1992	Albany Yankkes - (AA) Yankees (Assistant Coach)
1990	Greensboro Bats - (A) Yankees (Assistant Coach)
1989	Prince Williams Cannons - (A) Yankees (Assistant Coach)
1983-1988	Arkansas (Assistant Coach)
1982	Lurleen B. Wallace (Ala.) Junior College (Assistant Coach)

PLAYING HISTORY

1981	Springfield (Ill.) - (AAA) Cardinals
1980	Little Rock - (AA) Cardinals
1978-1979	St. Petersburg (Fla.) - (A) Cardinals
1977	Gastonia (N.C.) - (A) Cardinals
1976	Sarasota (Fla.) - (R) Cardinals
1975-1976	Southeast Missouri State
1973-1974	Belleville (Ill.) Junior College



The Jorn Family (L to R): Maggie, Dave and Melinda.



CLAY **GOODWIN**

Director of Baseball Operations
9th Season • Arkansas (2005)

Clay Goodwin is entering his ninth season with the Arkansas coaching staff as its Director of Baseball Operations.

In his capacity as the Director of Baseball Operations, Goodwin coordinates many of the behind-the-scenes aspects of the Razorback baseball program as he works in conjunction with the Arkansas coaching staff.

Prior to his appointment to Director of Operations, Goodwin spent the 2006 season as the Razorbacks' fifth-year student assistant coach. He assisted the UA coaching staff with practices, day-to-day administrative duties and game day activities. He helped then-hitting coach Todd Butler with hitting instruction, while assisting with the Razorbacks' infield. He then served as a team manager for Arkansas during the 2007 season.

Goodwin was an outstanding player for the Razorbacks over four seasons and his name is littered throughout the Arkansas record book. An excellent defensive third baseman, he was also known to have an effective bat as he finished his career with a .297 average, 49 doubles, 12 home runs and 127 RBI. At the conclusion of his four years, he ranked eighth in career at bats (750), tied for ninth in career hits (223) and tied for fifth in career singles (157). Goodwin appeared in 202 games as a Razorback, making 193 starts.

He hit a team-best .332 as a sophomore and followed that with a team-leading .319 average as a junior. His run production spiked as a senior with a career-best five home runs, 17 doubles and 42 RBI. He also finished his career with a .934 fielding percentage at third base and 408 assists.

Goodwin was born on Oct. 1, 1981, and graduated from the University of Arkansas in May of 2005 with a degree in kinesiology. He completed his master's degree in the fall of 2006 at the University of Arkansas in workforce development.

Goodwin is married to the former Jill Johnson. They have one daughter, Caroline (4), and one son, Gage Russell (1).



The Goodwin Family (L to R): Clay, Gage Russell, Caroline and Jill.



CHRISTIAN **KOWALCHUK**

Volunteer Assistant Coach
2nd Season • Arkansas (2011)

35

Christian Kowalchuk is entering his second season as the volunteer assistant coach for the Arkansas baseball team after serving two seasons as a graduate assistant coach.

Kowalchuk is no stranger to the Arkansas baseball program, having played for the Razorbacks in 2009 and 2010, including an appearance in the 2009 College World Series. The left-hander made 29 appearances in his Razorback career, posting a 2.77 earned run average with a 3-0 record.

Kowalchuk assists pitching coach Dave Jorn with the pitching staff and will work with the team's catchers this season.

In his first season as the volunteer assistant coach, Kowalchuk helped the Razorbacks rebound from a 15-15 start to win 18 of their final 25 regular season games and advance to the school's eighth College World Series. He helped two pitchers earn all-conference honors as relief pitcher Zach Jackson was a first team All-SEC selection and right-hander Keaton McKinney was named to the SEC All-Freshman Team.

As a graduate assistant coach in 2013 and 2014, he assisted with the pitchers as Arkansas made back-to-back NCAA Regionals and posted the two lowest earned run averages in program history, including the nation's best 1.89 ERA in 2013. The Razorbacks also led the country in hits allowed per nine innings (6.78) in 2013.

Kowalchuk was named to the Academic Honor Roll as a player in 2009 and earned Outstanding Student Award honors in the graduate program in 2013.

As a member of the Seward County Junior College baseball team from 2007-08, Kowalchuk earned Freshman NJCAA All-American honors in 2007, All-Conference honors in 2007 and 2008 and Preseason All-American honors in 2008. He also appeared on the Dean's List in both seasons at Seward County Junior College.

He took his talents to the professional ranks following his days as a Razorback, signing a contract with the Kansas City T-Bones in the summer of 2012, before inking with the Evansville Otters in the summer of 2013.

Kowalchuk served as an assistant coach at Seward County Community College during the 2012 season, working under NJCAA Hall of Fame Coach Galen McSpadden and helping lead the team to the Region 6 playoffs. He helped coordinate practice and was in charge of the strength and conditioning program.

Kowalchuk earned his Bachelor of Arts in Economics in 2011 and completed his Masters of Physical Education in 2013 at the University of Arkansas.



MAX **HOGAN**

Student Assistant Coach
1st Season

6

Max Hogan is in his first season on the Arkansas coaching staff as a student assistant after playing one season for the Razorbacks.

Hogan played in 14 games last year and was a member of Arkansas' eighth College World Series team. He played several positions and recorded two hits and scored four runs before his season was cut short due to injury.

In 2014, Hogan played at McLennan Community College and earned North Texas JCAC All-Conference second team recognition. He recorded a .361 batting average with 45 RBI and stole 22 bases in 25 attempts.

He played his freshman season at Dallas Baptist where he started six games and drove in two runs. He was a perfect 2-for-2 in stolen base attempts in 2013.

A standout at Belton High School, Hogan earned all-state, all-area and all-district honors as a junior and senior. He was named the Central Texas MVP after hitting .380 with eight home runs and 50 RBI as a senior. In 2011, batted .467 with six home runs and 56 RBI.

Hogan is from Belton, Texas and is pursuing a degree in sports management.

-- 2016 TEAM MANAGERS --



JORDAN LARKAN



MICHAEL MCCANN



HAYDEN SUTTON



No.	Player	Pos.	B/T	Yr.	Ht.	Wt.	Hometown/Previous School
1	Rick Nomura	INF	S/R	Sr	5-9	175	Waipahu, Hawaii / Alvin Community College
3	Michael Bernal	INF	R/R	R-Sr	5-11	190	El Paso, Texas / New Mexico JC
5	Cody Scroggins	INF	R/R	Fr	6-0	175	Bentonville, Ark. / Bentonville HS
7	Darien Simms	OF	L/L	R-Fr	5-7	165	Spring, Texas / Northland Christian HS
8	Eric Cole	OF	S/R	Fr	5-11	190	Southlake, Texas / Southlake Carroll HS
9	Clark Eagan	INF/OF	L/R	Jr	6-2	200	Appleton, Wis. / Appleton North HS
10	Josh Alberius	INF/RHP	R/R	R-Jr	5-11	170	Little Rock, Ark. / Little Rock Christian Academy
11	Keaton McKinney	RHP	R/R	So	6-5	230	Ankeny, Iowa / Centennial HS
13	Ty Harris	LHP	L/L	Fr	6-1	180	Rogers, Ark. / Rogers Heritage HS
14	Doug Willey	RHP	R/R	Sr	6-2	220	Shelburne, N.H. / Franklin Pierce Univ.
15	Jake Arledge	OF	R/R	Jr	5-9	180	Huntington Beach, Calif. / Panola JC
16	Blaine Knight	RHP	R/R	Fr	6-3	165	Bryant, Ark. / Bryant HS
17	Luke Bonfield	OF	R/R	So	6-3	200	Skillman, N.J. / IMG Academy
18	Anthony Dahl	RHP	R/R	Fr	6-4	195	Angleton, Texas / Brazoswood HS
19	Austin Catron	OF/1B	S/L	Jr	6-1	210	Stilwell, Okla. / Connors State College
20	Carson Shaddy	3B/C/OF	R/R	R-So	5-11	185	Fayetteville, Ark. / Fayetteville HS
21	Kacey Murphy	LHP	L/L	Fr	6-0	190	Rogers, Ark. / Rogers Heritage HS
24	Chad Spanberger	INF/OF	L/R	So	6-3	235	Granite City, Ill. / Granite City HS
25	Dominic Taccolini	RHP	R/R	Jr	6-3	230	Sugar Land, Texas / Kempner HS
26	Jack Benninghoff	OF	R/R	R-Fr	5-11	200	Overland Park, Kan. / Rockhurst HS
27	Tucker Pennell	C	R/R	Sr	6-2	200	Georgetown, Texas / Temple Junior College
28	James Teague	RHP	R/R	Jr	6-0	185	Bartlesville, Okla. / Bartlesville HS
29	Cullen Gassaway	INF	R/R	Sr	6-2	220	Bedford, Texas / Blinn Junior College
30	Hunter Hart	RHP	R/R	So	6-3	190	St. Joseph, Ill. / Kaskaskia JC
32	Zach Jackson	RHP	R/R	Jr	6-4	215	Berryhill, Okla. / Berryhill HS
33	Grant Koch	C	R/R	Fr	6-0	195	Fayetteville, Ark. / Fayetteville HS
34	Jake Reindl	RHP	R/R	Fr	6-1	190	Fayetteville Ark. / Shiloh Christian
36	Cannon Chadwick	RHP	R/R	Jr	6-0	195	Paris, Texas / Paris Junior College
37	Weston Rogers	LHP	L/L	Fr	6-4	215	Springdale, Ark. / Har-Ber HS
38	Jordan Rodriguez	LHP	L/L	Jr	5-11	190	Houston, Texas / Alvin CC
44	Alex Gosser	C	L/R	Jr	6-0	215	North Little Rock, Ark. / North Little Rock HS
45	Kevin Kopps	RHP	R/R	Fr	6-0	195	Sugar Land, Texas / George Ranch HS
46	Barrett Loseke	RHP	R/R	Fr	6-0	170	Tulsa, Okla. / Jenks HS
47	Michael Brawner	LHP	L/L	Fr	6-3	200	Victoria, Texas / St. Joseph HS
55	Isaiah Campbell	RHP	R/R	Fr	6-4	230	Olathe, Kan. / Olathe South HS

Coaches and Support Staff

Head Coach:	2 Dave Van Horn, 14th Season (Arkansas, 1988)
Assistant Coach:	22 Tony Vitello, 3rd Season (Missouri, 2002)
Assistant Coach:	31 Dave Jorn, 20th Season (SE Missouri State, 1981)
Volunteer Assistant Coach:	35 Christian Kowalchuk, 2nd Season (Arkansas, 2011)
Student Asst. Coaches:	6 Max Hogan, 1st Season
Director of Operations:	Clay Goodwin, 9th Season (Arkansas, 2005)
Athletic Trainer:	Corey Wood (East Carolina, 2008)
Strength & Conditioning	Mike Strouhal (University of Saint Mary, 2003)
Managers:	Jordan Larkan, Michael McCann, Hayden Sutton

Pronunciations Guide

Josh Alberius	al-BEER-ee-us
Austin Catron	KAY-trin
Grant Koch	Cook
Barrett Loseke	LOW-ski
Rick Nomura	NO-mura
Tucker Pennell	PEN-el
Carson Shaddy	shad-EE
Dominic Taccolini	Dom-i-nick Tac-O-Lee-nee
Tony Vitello	VIE-tell-oh

ALPHABETICAL

No.	Name	Pos.
10	Josh Alberius	INF/RHP
15	Jake Arledge	OF
26	Jack Benninghoff	OF
3	Michael Bernal	INF
17	Luke Bonfield	OF
47	Michael Brawner	LHP
55	Isaiah Campbell	RHP
19	Austin Catron	OF/1B
36	Cannon Chadwick	RHP
8	Eric Cole	OF
18	Anthony Dahl	RHP
9	Clark Eagan	INF/OF
29	Cullen Gassaway	INF
44	Alex Gosser	C
13	Ty Harris	LHP
30	Hunter Hart	RHP
32	Zach Jackson	RHP
16	Blaine Knight	RHP
33	Grant Koch	C
45	Kevin Kopps	RHP
46	Barrett Loseke	RHP
11	Keaton McKinney	RHP
21	Kacey Murphy	LHP
1	Rick Nomura	INF
27	Tucker Pennell	C
34	Jake Reindl	RHP
38	Jordan Rodriguez	LHP
37	Weston Rogers	LHP
5	Cody Scroggins	INF
20	Carson Shaddy	C/INF/OF
7	Darien Simms	OF
24	Chad Spanberger	INF/OF
25	Dominic Taccolini	RHP
28	James Teague	RHP
14	Doug Willey	RHP

BY CLASS

No.	Name		Cl.
47	Michael Brawner	(13)	Fr.
55	Isaiah Campbell		Fr.
8	Eric Cole		Fr.
18	Anthony Dahl		Fr.
13	Ty Harris		Fr.
16	Blaine Knight		Fr.
33	Grant Koch		Fr.
45	Kevin Kopps		Fr.
46	Barrett Loseke		Fr.
21	Kacey Murphy		Fr.
34	Jake Reindl		Fr.
37	Weston Rogers		Fr.
5	Cody Scroggins		Fr.
4	Drew Tyler		Fr.
26	Jack Benninghoff	(2)	R-Fr.
7	Darien Simms		R-Fr.
17	Luke Bonfield	(4)	So.
30	Hunter Hart		So.
11	Keaton McKinney		So.
24	Chad Spanberger		So.
20	Carson Shaddy	(1)	R-So.
15	Jake Arledge	(9)	Jr.
19	Austin Catron		Jr.
36	Cannon Chadwick		Jr.
9	Clark Eagan		Jr.
44	Alex Gosser		Jr.
32	Zach Jackson		Jr.
38	Jordan Rodriguez		Jr.
25	Dominic Taccolini		Jr.
28	James Teague		Jr.
10	Josh Alberius	(1)	R-Jr.
29	Cullen Gassaway	(4)	Sr.
1	Rick Nomura		Sr.
27	Tucker Pennell		Sr.
14	Doug Willey		Sr.
3	Michael Bernal	(1)	R-Sr.

BY POSITION

No.	Name		Pos.
44	Alex Gosser	(4)	C
33	Grant Koch		C
27	Tucker Pennell		C
20	Carson Shaddy		C/INF/OF
3	Michael Bernal	(8)	INF
10	Josh Alberius		INF/RHP
9	Clark Eagan		INF/OF
29	Cullen Gassaway		INF
1	Rick Nomura		INF
5	Cody Scroggins		INF
24	Chad Spanberger		INF/OF
20	Carson Shaddy		C/INF/OF
15	Jake Arledge	(8)	OF
26	Jack Benninghoff		OF
17	Luke Bonfield		OF
19	Austin Catron		OF/1B
8	Eric Cole		OF
20	Carson Shaddy		C/INF/OF
24	Chad Spanberger		INF/OF
7	Darien Simms		OF
47	Michael Brawner	(5)	LHP
13	Ty Harris		LHP
21	Kacey Murphy		LHP
38	Jordan Rodriguez		LHP
37	Weston Rogers		LHP
10	Josh Alberius	(14)	RHP
55	Isaiah Campbell		RHP
36	Cannon Chadwick		RHP
18	Anthony Dahl		RHP
30	Hunter Hart		RHP
32	Zach Jackson		RHP
16	Blaine Knight		RHP
45	Kevin Kopps		RHP
46	Barrett Loseke		RHP
11	Keaton McKinney		RHP
34	Jake Reindl		RHP
25	Dominic Taccolini		RHP
28	James Teague		RHP
14	Doug Willey		RHP

PLAYERS BY STATE

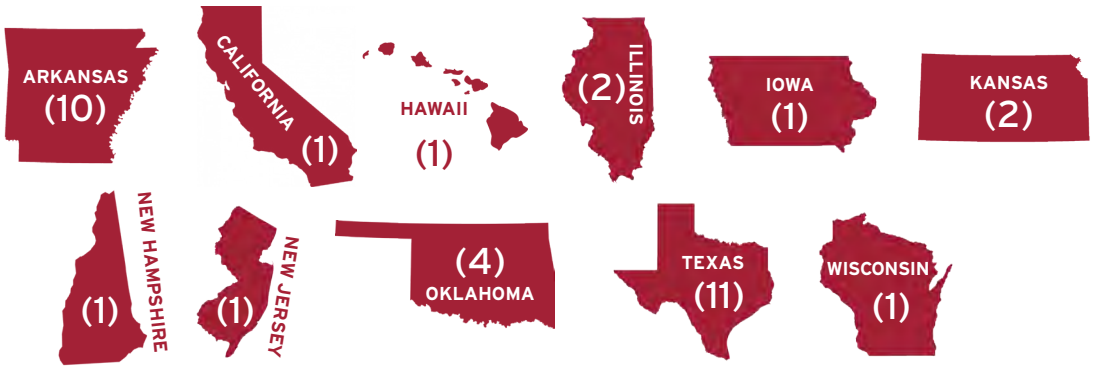

MEET THE PLAYERS



RICK NOMURA
Sr. • 5-9 • 175 • S/R
INF • Waipahu, Hawaii



MICHAEL BERNAL
R-Sr. • 5-11 • 190 • R/R
INF • El Paso, Texas



CODY SCROGGINS
Fr. • 6-0 • 175 • R/R
INF • Bentonville, Ark.



DARIEN SIMMS
R-Fr. • 5-7 • 165 • L/L
OF • Spring, Texas



ERIC COLE
Fr. • 5-11 • 190 • S/R
OF • Southlake, Texas



CLARK EAGAN
Jr. • 6-2 • 200 • L/R
INF/OF • Appleton, Wis.



JOSH ALBERIUS
R-Jr. • 5-11 • 170 • R/R
INF/RHP • Little Rock, Ark.



KEATON MCKINNEY
So. • 6-5 • 230 • R/R
RHP • Ankeny, Iowa



TY HARRIS
Fr. • 6-1 • 180 • L/L
LHP • Rogers, Ark.



DOUG WILLEY
Sr. • 6-2 • 220 • R/R
RHP • Shelburne, N.H.



JAKE ARLEDGE
Jr. • 5-9 • 180 • R/R
OF • Huntington Beach, Calif.



BLAINE KNIGHT
Fr. • 6-3 • 165 • R/R
RHP • Bryant, Ark.



LUKE BONFIELD
So. • 6-3 • 200 • R/R
OF • Skillman, N.J.



ANTHONY DAHL
Fr. • 6-4 • 195 • R/R
RHP • Angleton, Texas



AUSTIN CATRON
Jr. • 6-1 • 210 • S/L
OF/1B • Stilwell, Okla.



CARSON SHADDY
R-So. • 5-11 • 185 • R/R
3B/C/OF • Fayetteville, Ark.



KACEY MURPHY
Fr. • 6-0 • 190 • L/L
LHP • Rogers, Ark.



CHAD SPANBERGER
So. • 6-3 • 235 • L/R
INF/OF • Granite City, Ill.



DOMINIC TACCOLINI
Jr. • 6-3 • 230 • R/R
RHP • Sugar Land, Texas



JACK BENNINGHOFF
R-Fr. • 5-11 • 200 • R/R
OF • Overland Park, Kan.



TUCKER PENNELL
Sr. • 6-2 • 200 • R/R
C • Georgetown, Texas



JAMES TEAGUE
Jr. • 6-0 • 185 • R/R
RHP • Bartlesville, Okla.



CULLEN GASSAWAY
Sr. • 6-2 • 220 • R/R
INF • Bedford, Texas



HUNTER HART
So. • 6-3 • 190 • R/R
RHP • St. Joseph, Ill.



ZACH JACKSON
Jr. • 6-4 • 215 • R/R
RHP • Berryhill, Okla.



GRANT KOCH
Fr. • 6-0 • 195 • R/R
C • Fayetteville, Ark.



JAKE REINDL
Fr. • 6-1 • 190 • R/R
RHP • Fayetteville, Ark.



CANNON CHADWICK
Jr. • 6-0 • 195 • R/R
RHP • Paris, Texas



WESTON ROGERS
Fr. • 6-4 • 215 • L/L
LHP • Springdale, Ark



JORDAN RODRIGUEZ
Jr. • 5-11 • 190 • L/L
LHP • Houston, Texas



ALEX GOSSER
Jr. • 6-0 • 215 • L/R
C • N. Little Rock, Ark.



KEVIN KOPPS
Fr. • 6-0 • 195 • R/R
RHP • Sugar Land, Texas



BARRETT LOSEKE
Fr. • 6-0 • 170 • R/R
RHP • Tulsa, Okla.



MICHAEL BRAWNER
Fr. • 6-3 • 200 • L/L
LHP • Victoria, Texas



ISAIAH CAMPBELL
Fr. • 6-4 • 230 • R/R
RHP • Olathe, Kan.



DAVE VAN HORN
Head Coach
14th Season



TONY VITELLO
Assistant Coach
3rd Season



DAVE JORN
Assistant Coach
20th Season



CHRISTIAN KOWALCHUK
Volunteer Assistant
2nd Season



MAX HOGAN
Student Assistant
1st Season

CLAY GOODWIN
Dir. of Operations
9th Season

ARKANSASRAZORBACKS.COM

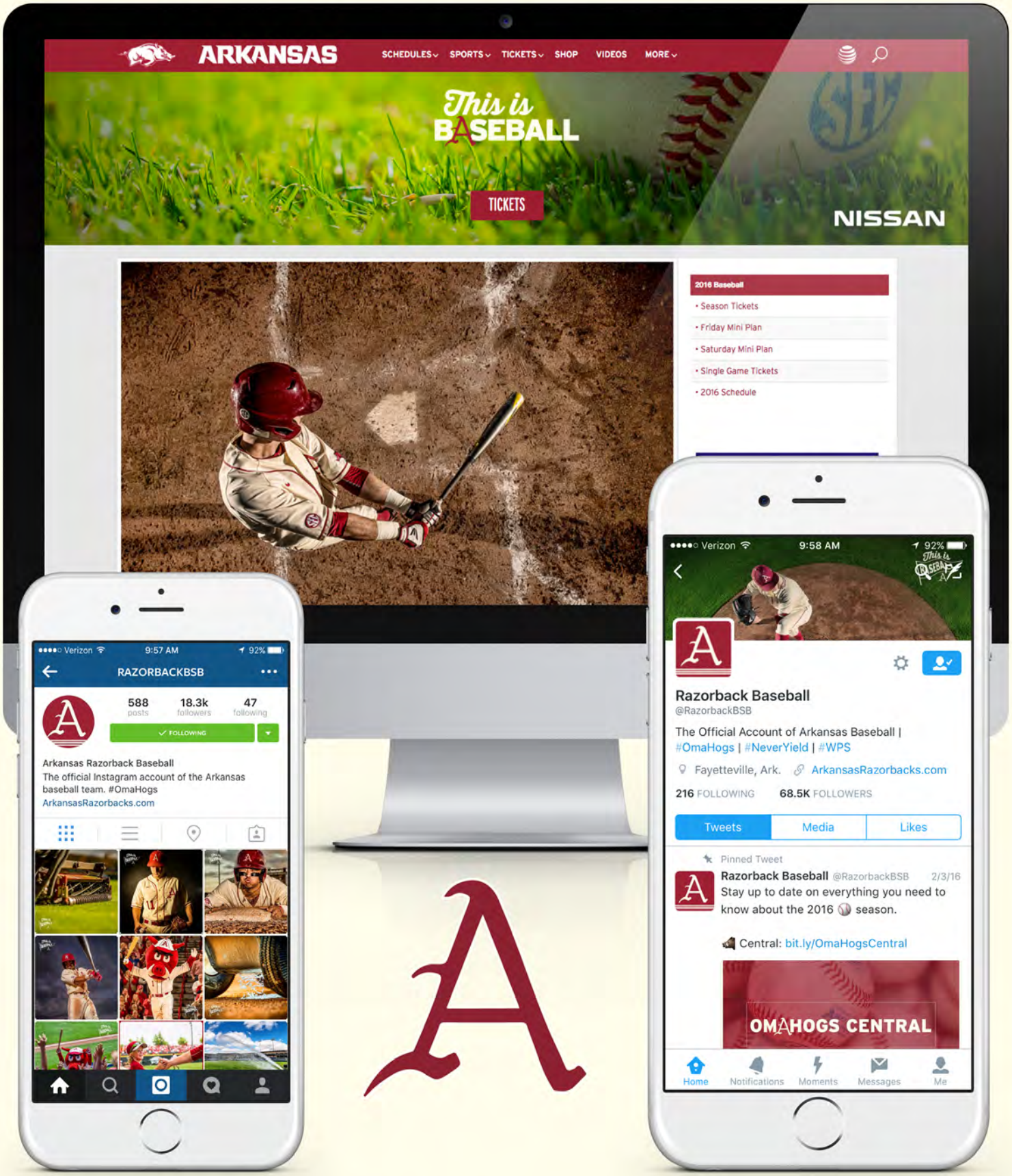

@RAZORBACKBSB

#NEVERYIELD



JOSH **ALBERIUS**

Infielder/RHP • R/R • 5-11 • 170 • R-Junior
Little Rock, Ark. • Little Rock Christian Academy

10

2015 (R-Sophomore)
Converted to a pitcher for the 2015 season and made 22 appearances on the mound with a 1-2 record and 3.77 earned run average ... Posted 20 strikeouts in 31.0 innings of work and added one save ... Did not allow a run in 13 of his 22 appearances ... Tallied a season-high three strikeouts against Gonzaga (March 10), Memphis (March 24) and Mississippi Valley State (April 7) ... Earned his first win against Eastern Illinois (March 2), working 3.0 hitless innings with two strikeouts ... Recorded a save against Oral Roberts at the NCAA Stillwater Regional.

2014 (R-Freshman)
Appeared in 12 games and recorded a .125 batting average in 16 at bats ... Came on in relief in the SEC Tournament and produced two RBI against No. 10 Ole Miss, including a single in the 8th inning to plate the tying run and make it 8-8 in a game Arkansas trailed 6-0 ... Made his first start in the SEC Tournament against No. 8 LSU in the semifinal round ... Scored the winning in 4-3 walk-off victory in 10 innings against Auburn on April 15 ... Made diving catch into stands on March 19 that landed on SportsCenter's #SCTop10 plays of the day at No. 9 ... Made his collegiate debut in the season-opening win against Appalachian State.

2013 (Freshman)
Alberius redshirted the 2013 season.

Little Rock Christian Academy
Earned all-state recognition twice in his high school career and was a four-time all-conference honoree ... Selected to the All-Arkansas team by the Arkansas Democrat-Gazette ... Twice named to the central U.S. super regional team by the National Christian School Athletic Association ... Selected to play in the 2012 Arkansas High School Coaches Association All-Star Game ... Also played basketball, football and golf at Little Rock Christian.

Personal
Son of Randy and Lisa Alberius ... Has two brothers, Nate and Cole ... Majoring in biology.



Josh Alberius Career Stats

Year	ERA	W	L	App	GS	CG	SHO	CBO	SV	IP	H	R	ER	BB	SO	2B	3B	HR	BF	B/Avg	WP	HBP	BK	SFA	SHA	PO	A	E	FLD%
2015	3.77	1	2	22	0	0	0	0	1	31.0	31	14	13	10	20	7	1	2	133	.263	3	1	0	1	3	2	8	0	1.000
2014	0.00	0	0	1	0	0	0	0	0	0.2	0	0	0	0	0	0	0	0	2	.000	0	0	0	0	0	5	11	2	.889
TOTAL	**3.69**	**1**	**2**	**23**	**0**	**0**	**0**	**0**	**1**	**31.2**	**31**	**14**	**13**	**10**	**20**	**7**	**1**	**2**	**135**	**.258**	**3**	**1**	**0**	**1**	**3**	**7**	**19**	**2**	**.929**



MICHAEL **BERNAL**

Infielder • R/R • 5-11 • 190 • R-Senior
El Paso, Texas • J.M. Hanks HS • New Mexico JC

3

2015 (R-Junior)
››› NCAA Stillwater Regional All-Tournament Team

Became the everyday shortstop for the Razorbacks in 2015, hitting .269 with five doubles, four home runs and 30 runs batted in ... Named to the 2015 Stillwater Regional All-Tournament Team after going 4-for-10 with two runs scored and two runs batted in ... Recorded the team's longest hitting streak at 14 games during the year, hitting safely against Tennessee (May 8) through game one of the NCAA Fayetteville Super Regional against Missouri State (June 5) ... Hit two grand slams, clearing the bases with home runs against Eastern Illinois (March 2) and Texas A&M (April 18) ... Tallied a career-high four hits at Georgia (May 15).

2014 (R-Sophomore)
Played in 60 games and started 58 contests with 50 of those at shortstop ... Hit .250 with four doubles, one triple and two home runs ... Scored 30 runs and added 18 runs batted in ... Made his Arkansas debut with a start at third base against Appalachian State in the season-opening series ... Became the first Razorback since 2012 to score three runs in a game during an 8-3 victory over Eastern Illinois (Feb. 22) ... Hit his first career home run against UNLV on April 3, a three-run home run for his first 3-RBI game of his career ... Made an appearance on SportsCenter's #SCTop10 plays of the day at No. 2 with an over the shoulder bare-handed catch in shallow centerfield at Ole Miss on May 3 ... Recorded a seven-game hitting streak during the year and added 12 multi-hit games ... Led the SEC with 18 hit by pitches ... Named to the NCAA Charlottesville Regional All-Tournament Team after recording one hit in three of the four games and reaching base in every contest.

New Mexico Junior College
Earned second team all-conference honors as a freshman ... Played in 40 games and hit .325 with a pair of home runs and 16 RBI ... Drew more walks (27) than strikeouts (19) and ranked fourth on the team with a .458 on-base percentage.

J.M. Hanks High School
Earned all-district honors three times and was named to the all-city team twice ... Hit .427 with 25 RBI as a senior.

Personal
Son of Hector and Laura Bernal ... Has a brother, Hector, and a sister, Sabrina ... Brother was drafted by the Milwaukee Brewers in the 2006 MLB Draft ... Majoring in criminal justice.



Michael Bernal Career Stats

Year	Avg	GP	GS	AB	R	H	2B	3B	HR	RBI	TB	SLG%	BB	HBP	SO	GDP	OB%	SF	SH	SB	ATT	PO	A	E	FLD%
2015	.269	56	55	175	23	47	5	0	4	30	64	.366	29	10	40	7	.398	2	5	2	7	109	162	11	.961
2014	.250	60	58	180	30	45	4	1	2	18	57	.317	12	18	41	1	.357	0	3	1	2	49	164	20	.914
TOTAL	**.259**	**116**	**113**	**355**	**53**	**92**	**9**	**1**	**6**	**48**	**121**	**.341**	**41**	**28**	**81**	**8**	**.378**	**2**	**8**	**3**	**9**	**158**	**326**	**31**	**.940**



LUKE **BONFIELD**

Outfielder • R/R • 6-3 • 200 • Sophomore
Skillman, N.J. • IMG Academy (Fla.)

17

2015 (Freshman)
Saw action in 28 games during the 2015 season, hitting .177 with one double and seven runs batted in ... Recorded his first collegiate hit in the season-opener against North Dakota (Feb. 13) ... Tallied his first RBI against Gonzaga (March 10) ... Scored a season-high two runs against Stephen F. Austin (April 15) ... Recorded his only multi-RBI game of the year on the road at No. 1 Texas A&M, helping Arkansas secure a series win against the top-ranked Aggies ... Had a season-high three walks against Stephen F. Austin (April 15) ... Recorded a hit and scored a run in his only plate appearance in the NCAA Fayetteville Super Regional against Missouri State (June 5).

IMG Academy (FL)
Ranked as the 57th-best recruit nationally and the third-best recruit in the state of New Jersey according to Perfect Game ... Named a Perfect Game Preseason First Team All-American in 2014 ... Named Northeast All-Region first team ... Named to the Perfect Game Florida All-State Team in 2014 and a Perfect Game state of Florida top hitter in 2014 ... Hit .379 with three home runs and 19 RBI in 2014 in 24 games played ... Ranked 187th nationally and a top five prospect who got away in the 2014 MLB Draft by Baseball America ... Ranked as a top five college summer league player and ranked No. 2 top prospect in 2014 by FCBL.

Immaculata High School (NJ)
Named a 2012 and 2013 honorable mention preseason high school underclassmen All-American by Perfect Game ... Earned second team all-area honors from The Courier News and was named first team All-Somerset County in 2013 ... Finished his junior season with a .431 batting average, five home runs and 35 RBI ... Selected to the All-Tournament Team at the 2013 WWBA Tournament in Jupiter, Fla. ... Attended the 2011 Perfect Game National Underclass Showcase Main Event ... In 2011, hit .260 with 12 RBI and two home runs ... Attended the 2012 Perfect Game Midwest Underclass Showcase ... Named all-county/conference second team ... Hit .365 with 18 RBI and three home runs in 2012 ... Hit .431 with five home runs and 35 RBI in 2013 ... Attended the 2013 Perfect Game National Showcase ... Played his summer baseball with the Atlanta Blue Jays, coached by Anthony Dye.

In the Draft
2014- New York Mets, 21st round (625 overall)

Personal
Son of Dave and Susan Bonfield ... Has one sister, Caroline ... Majoring in Business.



Luke Bonfield Career Stats

Year	Avg	GP	GS	AB	R	H	2B	3B	HR	RBI	TB	SLG%	BB	HBP	SO	GDP	OB%	SF	SH	SB	ATT	PO	A	E	FLD%
2015	.177	28	17	62	11	11	1	0	0	7	12	.194	16	0	18	1	.346	0	0	0	0	4	0	0	1.000
TOTAL	**.177**	**28**	**17**	**62**	**11**	**11**	**1**	**0**	**0**	**7**	**12**	**.194**	**16**	**0**	**18**	**1**	**.346**	**0**	**0**	**0**	**0**	**4**	**0**	**0**	**1.000**



CANNON **CHADWICK**

RHP • R/R • 6-0 • 195 • Junior
Paris, Texas • Paris HS • Paris Junior College

36

2015 (Sophomore)

Made 12 appearances on the mound with one start during the 2015 season ... Posted a 1-0 record and 7.04 earned run average in 15.1 innings of work ... Earned the victory in the season-opener against North Dakota (Feb. 13), tallying a season-high three strikeouts in 1.1 innings ... Worked a season-long 3.0 innings in his only start of the year against Gonzaga (March 11).

Paris JC (TX)

Named the No. 4 prospect in the Texas Collegiate League by Baseball America ... In 2014, went 3-2 with a 1.14 ERA and 68 strikeouts in 71.0 innings of work ... Played with the Brazos Valley Bombers of the Texas Collegiate League during the summer of 2014 and won the Texas Collegiate League Championship ... Went 1-2 with a 4.09 ERA, eight saves and 27 strikeouts in 22.0 innings of work ... Named All-Red River Valley MVP in 2013 after recording a 1.81 ERA with 102 strikeouts ... Went 8-2 as a pitcher in 2012 with a 3.04 ERA, while hitting .361 with 30 RBI.

Personal

Son of Bart and Tuesday Chadwick ... Has one sister, Sydney ... Majoring in Agricultural Economics.



Cannon Chadwick Career Stats

Year	ERA	W	L	App	GS	CG	SHO	CBO	SV	IP	H	R	ER	BB	SO	2B	3B	HR	BF	B/Avg	WP	HBP	BK	SFA	SHA	PO	A	E	FLD%
2015	7.04	1	0	12	1	0	0	2	0	15.1	20	13	12	17	10	1	0	0	81	.345	0	4	0	2	0	1	4	0	1.000
TOTAL	**7.04**	**1**	**0**	**12**	**1**	**0**	**0**	**2**	**0**	**15.1**	**20**	**13**	**12**	**17**	**10**	**1**	**0**	**0**	**81**	**.345**	**0**	**4**	**0**	**2**	**0**	**1**	**4**	**0**	**1.000**



CLARK **EAGAN**

Infielder/Outfielder • L/R • 6-2 • 200 • Junior
Appleton, Wis. • Appleton North HS

9

2015 (Sophomore)

››› SEC Spring Academic Honor Roll

Ranked fourth on the team with a .288 batting average, recording 66 hits, including 13 doubles, four triples and two home runs … drove in 31 runs, worked 21 walks and posted a .991 fielding percentage at first base with just four errors on the year … Ranked fourth on the squad with 18 multi-hit games … Added seven multi-RBI games and posted a seven-game hitting streak during the year … Posted a season-high four RBI in the NCAA Fayetteville Super Regional against Missouri State (June 5), going 2-for-3 at the plate with a double and run scored … Hit .303 in conference play with six doubles and a .392 on base percentage … Recorded his home runs against Gonzaga (March 11) and Mississippi State (April 24), both solo shots … Finished second on the team with 229 at bats on the year.

2014 (Freshman)

Appeared in 46 games with 31 starts as a true freshman … Hit .301 with four doubles, one triple and two home runs … Scored 26 runs and tallied 12 runs batted in … Was inserted into the starting lineup in the leadoff spot against Ole Miss (May 4) and responded with hits in 11 of the next 12 games, including six multi-hit games during that stretch to lead Arkansas to a 9-3 record … Recorded his first career three-hit game at Missouri on May 15, including a two-run home run … Capped a four-run ninth inning at Missouri (May 17) with a game-tying two-run single to force extra innings … Had a three-hit performance in game three of the NCAA Charlottesville Regional against Bucknell (June 1), going 3-for-6 with two runs scored in a 10-0 victory.

Appleton North High School

Earned first team all-conference and all-district honors three times in his high school career … Selected to the USA Today All-Wisconsin Team in 2013 … Earned first team all-state recognition as a senior and was a second team all-state selection as a junior … Named District 4 Player of the Year following his junior and senior seasons … Hit better than .500 as a junior and a senior, hitting .544 in his senior season and a .535 in his junior campaign … Helped his team to a third place finish in the state as a sophomore and a fifth place finish as a junior … Also played basketball, football and volleyball in high school.

Personal

Son of David and Susan Eagan … Has one brother, Chase … Majoring in recreation and sport management.



Clark Eagan Career Stats

Year	Avg	GP	GS	AB	R	H	2B	3B	HR	RBI	TB	SLG%	BB	HBP	SO	GDP	OB%	SF	SH	SB	ATT	PO	A	E	FLD%
2015	.288	60	56	229	45	66	13	4	2	31	93	.406	21	8	37	4	.364	3	4	2	6	424	26	4	.991
2014	.301	46	31	123	26	37	4	1	2	12	49	.398	16	7	18	2	.411	0	7	4	5	23	5	6	.824
TOTAL	**.293**	**106**	**87**	**352**	**71**	**103**	**17**	**5**	**4**	**43**	**142**	**.403**	**37**	**15**	**55**	**6**	**.381**	**3**	**11**	**6**	**11**	**447**	**31**	**10**	**.980**



CULLEN **GASSAWAY**

Infielder • R/R • 6-2 • 220 • Senior
Bedford, Texas • LD Bell HS • Blinn JC

29

2015 (Junior)
Played in 24 games with 15 starts at designated hitter and first base ... Hit .283 with three doubles and three home runs ... Recorded a season-high three hits against North Dakota (Feb. 14) in the opening series of the year ... Tallied a season-high three RBI against Mississippi Valley State (April 7) ... Hit home runs against Memphis (March 24), Mississippi Valley State (April 7) and Georgia (May 15) ... Finished the year with six multi-hit games.

Blinn Junior College (TX)
Played in the JUCO World Series in 2014 ... Hit .307 with 24 doubles, eight home runs and 59 RBI in 2014 ... Batted .312 with 17 RBI and six doubles in 38 games during the 2013 season ... Played for the Wisconsin Rapids Rafters (Northwoods League) in the summer of 2014, hitting .188 with eight doubles and nine RBI in 43 games.

LD Bell High School (TX)
Hit .422 with 45 RBI, 57 hits and three home runs during his junior year ... Named all-district first team and all-area first team in 2011 ... Hit .370 with 29 RBI and 37 hits in 2012 ... Named all-district in 2012.

Personal
Son of Mitch and Merinda Gassaway ... Father played baseball at Northwood University and Hardin Simmons University ... Has one brother, Mason ... Majoring in Mechanical Engineering.



Cullen Gassaway Career Stats

Year	Avg	GP	GS	AB	R	H	2B	3B	HR	RBI	TB	SLG%	BB	HBP	SO	GDP	OB%	SF	SH	SB	ATT	PO	A	E	FLD%
2015	.283	24	15	53	8	15	3	0	3	10	27	.509	8	1	17	1	.381	1	0	0	0	111	6	1	.992
TOTAL	**.283**	**24**	**15**	**53**	**8**	**15**	**3**	**0**	**3**	**10**	**27**	**.509**	**8**	**1**	**17**	**1**	**.381**	**1**	**0**	**0**	**0**	**111**	**6**	**1**	**.992**



ALEX GOSSER

Catcher • L/R • 6-0 • 215 • Junior
North Little Rock, Ark. • North Little Rock HS

44

2015 (Sophomore)
Played in 31 games, including starting 17 at catcher ... Hit .240 with two doubles and two runs batted in ... Posted two multi-hit games, collecting a pair of hits against Southeast Missouri State (March 18) and at Georgia (May 14) ... Came on as a defensive replacement in the NCAA Stillwater Regional against Oklahoma State (May 30) and walked in his only at bat of the NCAA Fayetteville Super Regional against Missouri State (June 5) ... Did not make an error in 110 chances behind home plate and threw out eight of 27 base stealers for a .704 stolen base allowed percentage.

2014 (Freshman)
Redshirted the first 50 games of the season, but came on to catch in the series opener against No. 20 Texas A&M (May 9) following a series of injuries behind the plate ... Played in eight total games, starting seven of those at catcher ... Recorded hits in six of his eight games, including two multi-hit games ... Hit .320 in his brief stint with three runs batted in and four runs scored ... Tallied his first collegiate hit at Missouri on May 17, recording two hits to help fuel a four-run ninth inning and an 11-inning victory to sweep the Tigers in the final series of the regular season ... Registered six postseason hits, four of which came in the SEC Tournament, while two were against Bucknell at the NCAA Charlottesville Regional.

North Little Rock High School
Named to the USA Today All-Arkansas Team and the Arkansas Democrat-Gazette All-Arkansas Team following his senior season ... Selected to play for the East team in the 2013 Arkansas High School All-Star Game ... Earned 7A all-state honors in 2013, honorable mention all-state in 2012 and all-conference honors in 2011 and 2012 ... Also played football in high school and was an all-state selection as a junior and a senior.

Personal
Son of Bobby and Donna Gosser ... Has a brother, Trey, and a sister, McKenzie ... Majoring in kinesiology.



Alex Gosser Career Stats

Year	Avg	GP	GS	AB	R	H	2B	3B	HR	RBI	TB	SLG%	BB	HBP	SO	GDP	OB%	SF	SH	SB	ATT	PO	A	E	FLD%
2015	.240	31	17	50	3	12	2	0	0	2	14	.280	5	0	11	4	.309	0	1	0	1	99	11	0	1.000
2014	.320	8	7	25	4	8	1	0	0	3	9	.360	6	0	6	0	.452	0	0	0	0	46	3	0	1.000
TOTAL	**.267**	**39**	**24**	**75**	**7**	**20**	**3**	**0**	**0**	**5**	**23**	**.307**	**11**	**0**	**17**	**4**	**.360**	**0**	**1**	**0**	**1**	**145**	**14**	**0**	**1.000**



ZACH **JACKSON**

RHP • R/R • 6-4 • 215 • Junior
Berryhill, Okla. • Berryhill HS

32

2015 (Sophomore)

››› All-SEC First Team (Coaches)
››› NCAA Stillwater Regional All-Tournament Team
››› SEC Spring Academic Honor Roll
››› USA Collegiate National Team Participant

Made 27 appearances on the mound during the 2015 season, posting a 5-1 record with nine saves and a 2.10 earned run average ... Named First Team All-SEC (Coaches) as a relief pitcher ... Recorded 89 strikeouts in 60.0 innings of work and tallied a strikeout in 26 of his 27 appearances on the year ... Made three starts and 24 relief appearances and never allowed more than two earned runs in a single outing ... Allowed just two earned runs over his final 12 outings and 20.2 innings of the year ... Named to the Stillwater Regional All-Tournament Team after appearing in all three games, picking up two saves and allowing just one hit, while striking out 10 of the 12 outs he recorded ... Sent Arkansas to the College World Series with 3.2 innings of one-hit ball in the decisive Super Regional game against Missouri State, retiring 11 consecutive batters and adding six strikeouts ... Recorded a season-high eight strikeouts in his first appearance of the year against North Dakota (Feb. 14) ... Lasted a season-long 5.1 innings and allowed just one hit with five strikeouts against Loyola Marymount (March 6) ... Selected to play for the USA Collegiate National Team following the season.

2014 (Freshman)

Became a premier reliever for the Razorbacks with 24 appearances, posting a 2.53 earned run average in 42.2 innings of work ... Recorded 42 strikeouts, the most of any reliever on the team, and held opponents to a .184 batting average ... Was one of five pitchers in the SEC to throw at least 3.0 innings without allowing one hit during the opening weekend ... Recorded multiple strikeouts in each of his first five relief appearances ... Allowed just one earned run in his final 13 appearances from the bullpen ... Earned one of his two saves on the year in the opening round of the SEC Tournament, tossing 3.0 scoreless innings against Texas A&M (May 20) with four strikeouts to give the Razorbacks a 4-0 victory.

Berryhill High School

Named a second team All-American by Baseball America after compiling a 13-1 record with a 0.38 ERA and striking out 147 in 72.2 innings as a senior ... Selected to the USA Today All-Oklahoma Team and The Oklahoman's first team all-state ... Named the Pitcher of the Year by the Tulsa Metro Baseball Coaches Association ... Helped his team to a state championship as a senior ... Earned first team all-metro honors from the Tulsa World as a junior and was Tulsa World All-Metro honorable mention as a sophomore and freshman ... Finished his high school career with a 39-3 record, a 1.08 ERA and struck out 437 batters ... Also played football in high school and was named all-conference Offensive Player of the Year as a senior ... Finished his high school career with a 4.0 GPA and was valedictorian of his class.

Personal

Son of Kevin and Gina Jackson ... Has one sister, Chelsea ... Pursuing a degree in pre-business.



Zach Jackson Career Stats

Year	ERA	W	L	App	GS	CG	SHO	CBO	SV	IP	H	R	ER	BB	SO	2B	3B	HR	BF	B/Avg	WP	HBP	BK	SFA	SHA	PO	A	E	FLD%
2015	2.10	5	1	27	3	0	0	1	9	60.0	43	18	14	38	89	4	0	2	261	.196	9	2	1	1	1	1	4	0	1.000
2014	2.53	2	3	24	2	0	0	4	2	42.2	28	17	12	21	42	6	0	3	180	.184	4	4	0	0	3	2	2	0	1.000
TOTAL	**2.28**	**7**	**4**	**51**	**5**	**0**	**0**	**5**	**11**	**102.2**	**71**	**35**	**26**	**59**	**131**	**10**	**0**	**5**	**441**	**.191**	**13**	**6**	**1**	**1**	**4**	**3**	**6**	**0**	**1.000**



KEATON McKINNEY

RHP • R/R • 6-5 • 230 • Sophomore
Ankeny, Iowa • Centennial HS

11

2015 (Freshman)

››› SEC All-Freshman Team (Coaches)
››› Louisville Slugger Freshman All-America
››› SEC First-Year Academic Honor Roll
››› SEC Pitcher of the Week (May 4)
››› SEC Freshman of the Week (May 18)

Came on strong at the end of the season, posting a 5-1 record over his final 10 starts to help anchor the starting rotation … Named to the SEC All-Freshman Team (Coaches) after going 5-0 in conference play with a 2.90 earned run average … Earned Louisville Slugger Freshman All-America honors, becoming the 18th Freshman All-American in program history … Was named SEC Pitcher and Freshman of the Week during the season, the only player in the league to earn both honors … Named SEC Pitcher of the Week (May 4) after tossing a two-hit shutout at Alabama (May 2) for his second complete game of the year … Earned SEC Freshman of the Week honors after his final start of the regular season, recording 7.0 scoreless innings at Georgia (May 15) and allowing just four hits … Posted a season-high five strikeouts in a complete-game victory over Kentucky (April 12) … Allowed three earned runs or less in 17 of his 18 starts on the year … Finished with a 3.21 ERA, the lowest among starting pitchers on the staff … Was the only pitcher on the team to record a complete game, notching two on the season … Tied for fourth in school history and set the freshman record with 18 games started on the year.

Ankeny Centennial HS

Ranked as the 37th-best recruit nationally and the No. 1 recruit in the state of Iowa according to Perfect Game … Ranked as the 43rd-best prospect nationally for the 2014 MLB Draft by Baseball America … Named MaxPreps 2014 Preseason Mr. Baseball in Iowa … 2014 First Team Pre-Season Louisville Slugger High School All-American… Named a Perfect Game Preseason First Team All-American in 2014 … Participated in Perfect Game Iowa Spring Wood Bat League in 2014 … Attended 2014 Perfect Game Spring Top Prospect Showcase and National Pre-Draft Showcase … 2014 Gatorade Baseball Player of the Year for Iowa … Named a 2013 first team preseason high school underclassmen All-American and a 2012 second team preseason high school underclassmen All-American by Perfect Game … Helped the USA Baseball 18U National Team to the IBAF 18U World Cup championship in August 2013, hitting .308 with six RBI and going 0-1 with a 1.93 ERA on the mound … Played in the Perfect Game All-American Classic at Petco Park in August 2013 … Earned Pitcher of the Year honors and was named first team All-State as a junior after going 8-0 with a 0.59 ERA and hitting .388 with eight home runs and 38 RBI … Coached by Mark Hey at Ankeny Centennial High School … Played his summer baseball with Marucci Elite, coached by Chad Raley.

In the Draft

2014 – New York Mets, 28th round (835 overall)

Personal

Son of Todd and Shelly McKinney … Has one brother, Kalvin, and one sister, Kara … Mother played basketball at Iowa Central Community College … Majoring in business.



Keaton McKinney Career Stats

Year	ERA	W	L	App	GS	CG	SHO	CBO	SV	IP	H	R	ER	BB	SO	2B	3B	HR	BF	B/Avg	WP	HBP	BK	SFA	SHA	PO	A	E	FLD%
2015	3.21	6	2	21	18	2	1	2	0	87.0	71	34	31	38	46	10	0	6	367	.225	4	6	0	3	4	2	17	2	.905
TOTAL	**3.21**	**6**	**2**	**21**	**18**	**2**	**1**	**2**	**0**	**87.0**	**71**	**34**	**31**	**38**	**46**	**10**	**0**	**6**	**367**	**.225**	**4**	**6**	**0**	**3**	**4**	**2**	**17**	**2**	**.905**



RICK **NOMURA**

Infielder • S/R • 5-9 • 175 • Senior
Waipahu, Hawaii • Punahou HS • Alvin CC

1

2015 (Junior)
››› SEC First-Year Academic Honor Roll

Played in 57 games in 2015, hitting .298 with 11 doubles, one triple and four home runs ... Recorded 20 RBI, added 20 walks, four sacrifice hits and three stolen bases on the year ... Tallied 16 multi-hit games, including five three-hit performances ... Reached base four times against Miami (June 15) in the College World Series, going 3-for-4 with a double, RBI and walk ... Scored a season-high three runs against Mississippi Valley State (April 7) and Florida (May 20) in the SEC Tournament ... Posted a seven-game hitting streak during the year ... Scored the winning run in a walk-off win against Tennessee (May 19) in the opening round of the SEC Tournament.

Alvin Community College (2014)
Recorded a .388 batting average in 54 games with 71 hits, 13 doubles, 10 triples, one home run, 43 runs batted in and nine stolen bases ... Named to the Region XIV All-Conference team ... Played for the Conejo Oaks (California Collegiate League) in the summer of 2014, hitting .317 with 57 hits, four doubles, four triples, two home runs, 19 runs batted in and 12 stolen bases in 46 games ... Selected to the California Collegiate League All-Star Team.

Punahou High School
Named HHSAA Division I All-Tournament team in 2010, 2011 and 2012 ... Led team to state championship in 2009 and 2010 ... Named All-State in 2010, 2011 and 2012 ... Also played football, helping his team to a state championship title in 2009.

Personal
Son of Ronald and Reiko Nomura ... Has one brother, Reid ... Father played baseball at the University of Hawaii and for Team USA ... Majoring in Kinesiology.



Rick Nomura Career Stats

Year	Avg	GP	GS	AB	R	H	2B	3B	HR	RBI	TB	SLG%	BB	HBP	SO	GDP	OB%	SF	SH	SB	ATT	PO	A	E	FLD%
2015	.298	57	50	188	39	56	11	1	4	20	81	.431	20	4	25	4	.370	4	0	3	5	84	163	3	.988
TOTAL	**.298**	**57**	**50**	**188**	**39**	**56**	**11**	**1**	**4**	**20**	**81**	**.431**	**20**	**4**	**25**	**4**	**.370**	**4**	**0**	**3**	**5**	**84**	**163**	**3**	**.988**



TUCKER **PENNELL**

Catcher • R/R • 6-2 • 200 • Senior
Georgetown, Texas • Georgetown HS • Temple CC

27

2015 (Junior)
Started 44 games behind the plate during the 2015 season, hitting .200 with three doubles and seven runs batted in ... Recorded his only two-hit performance in the NCAA Fayetteville Super Regional, going 2-for-4 with one RBI and two runs scored ... Hit safely in seven of the last 10 games to raise his batting average 41 points ... Recorded a hit in the SEC Tournament, NCAA Stillwater Regional, NCAA Fayetteville Super Regional and College World Series ... Threw out 20 of 56 base stealers for a .643 stolen base allowed percentage ... Posted a .983 fielding percentage at catcher.

Temple Junior College (TX)
Played with the Brazos Valley Bombers of the Texas Collegiate League during the summer of 2014 ... Won the TCL Championship and batted .256 with 17 RBI in 34 games.

Georgetown High School (TX)
Named All-District first team as a senior after hitting .327 with 17 RBI and one home run ... Hit .386 as a junior with 18 RBI and 32 hits in 29 games played ... As a sophomore, hit .275 with 10 RBI and 20 hits in 27 games.

Personal
Son of Bill and Marla Pennell ... Has two siblings, Reese and Raegan ... Majoring in Marketing.



Tucker Pennell Career Stats

Year	Avg	GP	GS	AB	R	H	2B	3B	HR	RBI	TB	SLG%	BB	HBP	SO	GDP	OB%	SF	SH	SB	ATT	PO	A	E	FLD%
2015	.200	44	38	95	9	19	3	0	0	7	22	.232	7	3	22	3	.271	2	4	0	0	258	38	5	.983
TOTAL	**.200**	**44**	**38**	**95**	**9**	**19**	**3**	**0**	**0**	**7**	**22**	**.232**	**7**	**3**	**22**	**3**	**.271**	**2**	**4**	**0**	**0**	**258**	**38**	**5**	**.983**



CARSON **SHADDY**

3B/Catcher/OF • R/R • 5-11 • 185 • R-Sophomore
Fayetteville, Ark. • Fayetteville HS

20

2015 (R-Freshman)
Played in 44 games and started 14 at catcher and in the outfield ... Finished second on the team with a .337 batting average and added five doubles, one triple and three home runs ... Recorded 19 runs batted in and added a .427 on base percentage ... Tallied his first collegiate home run against North Dakota (Feb. 14) ... Hit a grand slam against Mississippi Valley State (April 8) for his second home run of the year ... Had three-hit performances at South Alabama (Feb. 21) and against Eastern Illinois (March 3) ... Recorded a hit or run scored in the SEC Tournament, NCAA Stillwater Regional, NCAA Fayetteville Super Regional and College World Series.

2014 (Freshman)
Redshirted the 2014 season.

Fayetteville High School
Named the 2013 Arkansas Gatorade Player of the Year ... Selected as the 2013 Rawlings High School Gold Glove winner at catcher ... Named to the USA Today All-Arkansas Team and the Arkansas Democrat-Gazette All-Arkansas Team ... Earned first team all-conference and 7A All-State honors in both 2012 and 2013 ... Hit .426 with three home runs and 18 RBI as a senior ... Selected to play for the West team in the 2013 Arkansas High School All-Star Game.

Personal
Son of Chris Shaddy and Holland Weaver ... Has a brother, Taylor, and two sisters, Liza and Cate ... Father played baseball at Arkansas from 1980-82 ... Pursuing a degree in agricultural business.



Carson Shaddy Career Stats

Year	Avg	GP	GS	AB	R	H	2B	3B	HR	RBI	TB	SLG%	BB	HBP	SO	GDP	OB%	SF	SH	SB	ATT	PO	A	E	FLD%
2015	.337	44	14	89	15	30	5	1	3	19	46	.517	9	5	26	4	.427	0	0	1	2	132	19	7	.956
TOTAL	**.337**	**44**	**14**	**89**	**15**	**30**	**5**	**1**	**3**	**19**	**46**	**.517**	**9**	**5**	**26**	**4**	**.427**	**0**	**0**	**1**	**2**	**132**	**19**	**7**	**.956**



CHAD **SPANBERGER**

INF/OF • L/R • 6-3 • 235 • Sophomore
Granite City, Ill. • Granite City HS

24

2015 (Freshman)

Played in 42 games and started 27, seeing action at designated hitter and first base ... Hit .252 with five doubles, two triples and 21 runs batted in ... Recorded his first collegiate hit in a 3-for-5 performance with a season-high four RBI against North Dakota (Feb. 14) ... Tallied three hits against No. 1 Texas A&M (April 18), helping Arkansas secure a series win against the top-ranked Aggies ... Recorded a hit in his only plate appearance of the NCAA Fayetteville Super Regional.

Granite City High School (Ill.)

Ranked as the 375th-best recruit nationally and the 10th-best recruit in the state of Illinois according to Perfect Game ... Named All-Southwestern League first team in 2014 after hitting .417 with 37 walks, eight doubles, four triples, four home runs and 27 RBI ... Selected to play for Illinois in the PNC Bank High School Baseball Showcase at Busch Stadium in St. Louis ... Named a 2013 third team preseason high school underclassmen All-American and a 2012 high honorable mention preseason high school underclassmen All-American by Perfect Game ... Attended the 2012 Perfect Game Pitcher/Catcher Indoor Showcase ... Named to the St. Louis Post-Dispatch All-Metro third team after finishing his junior year with a .398 batting average, five home runs and 27 RBI ... Earned All-Conference honors as a sophomore and a junior ... Coached by John Moad at Granite City Senior High School ... Played his summer baseball with the St. Louis Pirates, coached by Rick Strickland ... Also played football in high school.

Personal

Son of Joe and Christina Spanberger ... His brother, Cody, plays baseball at Southeast Missouri State University ... Mother played soccer at the University of Central Florida.



Chad Spanberger Career Stats

Year	Avg	GP	GS	AB	R	H	2B	3B	HR	RBI	TB	SLG%	BB	HBP	SO	GDP	OB%	SF	SH	SB	ATT	PO	A	E	FLD%
2015	.252	42	27	107	8	27	5	2	0	21	36	.336	12	2	31	1	.336	1	1	1	1	33	3	0	1.000
TOTAL	**.252**	**42**	**27**	**107**	**8**	**27**	**5**	**2**	**0**	**21**	**36**	**.336**	**12**	**2**	**31**	**1**	**.336**	**1**	**1**	**1**	**1**	**33**	**3**	**0**	**1.000**



DOMINIC **TACCOLINI**

RHP • R/R • 6-3 • 230 • Junior
Sugar Land, Texas • Kempner HS

25

2015 (Sophomore)
››› SEC Spring Academic Honor Roll

Entered the starting rotation and tied for second on the team with six wins, posting a 6-4 record and 4.32 ERA with two saves ... Season was cut short due to a blood clot in his throwing arm ... Tallied 67 strikeouts in 77.0 innings of work ... Earned his first victory in the second game of the year, working 6.0 innings against North Dakota (Feb. 14) and allowing two earned runs on four hits, while striking out eight ... Recorded a career-high nine strikeouts against Loyola Marymount (March 7), lasting 7.0 innings and allowing five hits ... Earned saves against Tennessee (May 10) in 2.1 innings of work and at Creighton (May 12) in 2.2 innings with two strikeouts.

2014 (Freshman)
Appeared in 17 games and made three starts, posting a 2-0 record and 4.94 earned run average ... Recorded 20 strikeouts in 31.0 innings of work and held opponents to a .240 batting average ... Earned his first win against Northwestern State (April 23), working 2.0 scoreless innings with three strikeouts ... Picked up a win over Missouri State (April 29) in 2.0 hitless innings with two strikeouts ... Had a stellar outing in relief against No. 3 Virginia (May 31) in the NCAA Charlottesville Regional, working a season-long 4.2 innings and allowing just two hits, while striking out four.

I.H. Kempner High School
Earned All-District honors as a senior after going 6-2 on the mound and hitting .390 with eight home runs at the plate ... Played for Team USA 18U National Team in the fall and helped the team to the gold medal in the IBAF 18U Baseball World Championship ... Earned all-state honors as a junior and was named first team all-greater Houston ... Named all-district as a sophomore ... Posted a 9-1 record with a 0.58 ERA and 101 strikeouts as a junior ... Also hit .323 with five home runs and 34 RBI in his junior season ... Also played football in high school.

Personal
Son of Robert and Rose Taccolini ... Has two brothers, Andy and Tony ... Majoring in geology.



Dominic Taccolini Career Stats

Year	ERA	W	L	App	GS	CG	SHO	CBO	SV	IP	H	R	ER	BB	SO	2B	3B	HR	BF	B/Avg	WP	HBP	BK	SFA	SHA	PO	A	E	FLD%
2015	4.32	6	4	17	13	0	0	1	2	77.0	67	43	37	41	67	10	0	5	337	.240	10	10	0	1	5	9	15	0	1.000
2014	4.94	2	0	17	3	0	0	1	0	31.0	29	19	17	12	20	4	0	1	142	.240	3	8	1	1	0	1	5	0	1.000
TOTAL	**4.50**	**8**	**4**	**34**	**16**	**0**	**0**	**2**	**2**	**108.0**	**96**	**62**	**54**	**53**	**87**	**14**	**0**	**6**	**479**	**.240**	**13**	**18**	**1**	**2**	**5**	**10**	**20**	**0**	**1.000**



JAMES TEAGUE

RHP • R/R • 6-0 • 185 • Junior
Bartlesville, Okla. • Bartlesville HS

28

2015 (Sophomore)

Made 23 appearances with 10 starts and posted a 6-4 record and 3.36 earned run average ... Finished second on the team with six wins ... Tallied 49 strikeouts in 59.9 innings of work ... Recorded his first win of the year against Memphis (March 25) in 5.0 innings of work ... Worked a season-long 7.0 innings against Stephen F. Austin (April 14), allowing one earned run and adding four strikeouts ... Did not allow an earned run in five of his final seven appearances ... Earned the win in relief against St. John's in the NCAA Stillwater Regional Championship game, tossing 1.2 innings and not allowing a hit ... Worked in both NCAA Fayetteville Super Regional wins, including 4.0 innings without allowing a run in the clinching victory.

2014 (Freshman)

Appeared in eight games and made one start for the Razorbacks in 2014 ... Posted a 1-0 record and 4.86 earned run average ... Recorded 11 strikeouts and walked five in 16.2 innings of work ... Made collegiate debut in 1.0 scoreless inning against South Alabama (Feb. 28), allowing one hit and striking out one ... Pitched 2.0 hitless innings with two strikeouts against Grambling State (March 18) ... Earned first collegiate win against Mississippi Valley State (March 25) with 4.0 innings in his first start ... Worked a career-long 4.2 innings in relief against No. 8 Ole Miss (May 23) in the SEC Tournament, allowing three hits and two runs ... Worked 1.0 inning against No. 3 Virginia in the NCAA Charlottesville Regional.

Bartlesville High School

Earned first team all-state and all-metro honors after posting a 9-1 record with a 1.05 ERA and 111 strikeouts in 52.2 innings as a senior ... Selected to play for the North All-Stars in the Oklahoma All-Star Game ... Pitched in 13 games as a sophomore and went 3-2 with a 2.90 ERA ... Compiled a 1-2 record with a 3.46 ERA in his freshman season.

Personal

Son of Robert Teague and Keith and Christy McPhail ... Has two brothers, Blake McPhail, Parker McPhail and the late Tyler Teague, and three sisters, Grace McPhail, Madison McPhail and Mary Beth Teague ... Majoring in recreation and sport management.



James Teague Career Stats

Year	ERA	W	L	App	GS	CG	SHO	CBO	SV	IP	H	R	ER	BB	SO	2B	3B	HR	BF	B/Avg	WP	HBP	BK	SFA	SHA	PO	A	E	FLD%
2015	3.36	6	4	23	10	0	0	1	2	59.0	55	28	22	33	49	8	0	1	256	.259	4	4	0	4	3	3	12	0	1.000
2014	4.86	1	0	8	1	0	0	0	0	16.2	14	9	9	5	11	1	0	0	70	.230	0	2	1	0	2	3	5	0	1.000
TOTAL	**3.69**	**7**	**4**	**31**	**11**	**0**	**0**	**1**	**2**	**75.2**	**69**	**37**	**31**	**38**	**60**	**9**	**0**	**1**	**326**	**.253**	**4**	**6**	**1**	**4**	**5**	**6**	**17**	**0**	**1.000**



JAKE **ARLEDGE**

OF • R/R • 5-9 • 180 • Junior
Huntington Beach, Calif. • Marina HS • Panola JC

15

Panola JC (2015)
Played for head coach Todd Shelton ... Appeared in 46 games for the Ponies ... Batted .399 with 71 hits, including 13 doubles, six triples and three homeruns ... Boasted an OPS of 1.073 over 208 plate appearances ... Ranked seventh in the NJCAA with 37 stolen bases in 42 attempts.

Marina High School
Played for head coach Bud Marshall ... CIF Division I runner-up as a senior ... Hit .392 as a senior with one dinger and eight stolen bases ... Also played basketball ... Most memorable athletic moment was playing at Dodger Stadium for the CIF finals.

Personal
Son of Andrew and Donna Arledge ... Has one brother, Matthew ... Has one sister, Carlee ... His aunt, Sam Compton, played softball at UCLA ... Chose to attend Arkansas because it has a great winning program and a lot of tradition ... Ambition is to start his own business and have a family ... Plans to become a real estate agent after his playing career is over ... Also enjoys frisbee golfing, hunting, fishing and cornhole ... Is 25 percent Japanese ... Majoring in business management ... Born on Aug. 31, 1994.



JACK **BENNINGHOFF**

OF • R/R • 5-11 • 200 • R-Freshman
Overland Park, Kan. • Rockhurst HS

26

2015 (Freshman)
››› SEC First-Year Academic Honor Roll
Redshirted the 2015 season.

Rockhurst High School
Ranked as the 220th-best recruit nationally and the fourth-best recruit in the state of Kansas according to Perfect Game ... Named to the 2014 Central All-Region first team ... Earned 2014 Under Armour Preseason All-American honors ... Earned All-State and All-Metro honors after hitting .400 and recording 37 stolen bases his senior year ... Participated in the 2014 MHSBCA All Star Game ... Named a 2013 third team preseason high school underclassmen All-American by Perfect Game ... Played in the Perfect Game WWBA World Championship in 2013 ... Earned honorable mention All-State honors after hitting .388 with two home runs and 22 RBI as a sophomore ... Attended Perfect Game National Showcase in 2012 and 2013 ... Coached by Jim DeGraw at Rockhurst High School while recording a .362 career batting average ... Played his summer baseball with Building Champions, coached by Jeremy Jones ... Also played football in high school.

Personal
Son of Daniel and Janelle Benninghoff ... Has three siblings, Sister Jessica, Brothers Tyler and Thomas ... Mother Janelle played softball at the University of Kansas ... Father Daniel played baseball at the University of Kansas ... Majoring in business and finance.



MICHAEL **BRAWNER**

LHP • L/L • 6-3 • 200 • Freshman
Victoria, Texas • St. Joseph HS

47

St. Joseph High School
Played for head coach Michael Shimek ... As a senior, went 6-3 with a 0.94 ERA ... Struck out 138 hitters, while allowing only 24 hits and 21 walks out of 235 batters faced in 59.1 innings ... As a junior, went 5-5 with a 3.70 ERA ... Struck out 54 hitters in 53 innings ... Team made the playoffs in all four years ... Also played football ... Was a student ambassador and member of the student council ... Earned Spanish 3, English 3 and Chemistry awards ... Most memorable athletic moment was throwing a one-hit complete game shutout with 19 strikeouts.

Personal
Son of Michael Brawner and Mary Ellen Moon ... Has two sisters, Lexey Long and Catherine Brawner ... Chose to attend Arkansas because the Razorbacks have the best combination of a good academic system and an exceptional baseball program ... Plans to start a business ... Involved with volunteering at the soup kitchen in his hometown ... Also enjoys hunting and fishing ... Can recite the ABC's backwards ... Majoring in business finance ... Born on April 30, 1997.



ISAIAH **CAMPBELL**

RHP • R/R • 6-4 • 230 • Freshman
Olathe, Kan. • Olathe South HS

55

Olathe South High School
Played for head coach Josh Perkins ... Named a top 500 prospect by Perfect Game, including the No. 206 right-handed pitcher in the country ... Ranked as the No. 7 prospect in the state of Kansas and the No. 4 right-handed pitcher in the state ... As a senior, went 5-1 with a 1.66 ERA, while striking out 42 in 33.2 innings ... As a junior, went 5-1 with a 2.60 ERA, while striking out 60 in 35 innings ... As a sophomore, went 5-2 with a 1.40 ERA, while striking out 52 in 37 innings ... Named Perfect Game Underclass High Honorable Mention in 2014 ... Also played basketball as a freshman and sophomore ... Graduated with a 4.125 GPA ... Four-time president's honor roll ... Member of the National Honor Society ... Most memorable athletic moments were playing at Citi Field for the Metropolitan Baseball Classic and pitching in the state semifinal game as a freshman.

Personal
Son of Parry and Deanna Campbell ... Has one sister, Taylor ... Chose to attend Arkansas because he loves Fayetteville and the coaching staff, and it felt like home when he visited ... Plans to work for a chemical company after his playing career is over ... Involved with the Salvation Army Christmas Angel Tree and RBI (Reviving Baseball in Inner Cities) programs ... Volunteers to help feed the homeless and at Camp Courage (children with sickle-cell disease) ... Also enjoys going to church ... Was born in Portugal, also lived in Turkey and Germany ... Majoring in chemistry ... Born on Aug. 15, 1997.



AUSTIN **CATRON**

OF/1B • S/L • 6-1 • 210 • Junior
Stilwell, Okla. • Connors State College

19

Connors State College (2014-15)
Played for head coach Perry Keith ... As a sophomore, batted .365 with three homeruns, 10 doubles, four triples and three stolen bases ... Scored 50 runs and knocked in 46 ... Earned Region 2 All-Conference and All-Tournament honors ... As a freshman, batted .296 with two homeruns, six doubles, four triples and two stolen bases ... Scored 28 runs and knocked in 20.

High School
Played for head coach Tim Barton ... As a senior, batted .521 with six homeruns and 14 triples ... As a junior, batted .498 with five homeruns and 12 triples ... As a sophomore, batted .420 with five homeruns and six triples ... Won four district championships ... Three-time regional runner-up ... Also played football and basketball ... Graduated in the top 10 percent of his class ... Most memorable athletic moment was learning that he set a national high school record with 39 career triples.

Personal
Son of Chad and Angie Catron ... Has two brothers, Eric and Beau ... Has two sisters, Lauren and Shannon ... Uncle, Jon Cavin, played professional baseball in the Chicago White Sox organization ... Uncle, Sean, played basketball at Northwestern State ... Chose to attend Arkansas because he grew up watching Razorback baseball; "This is a dream come true and I'm truly blessed" ... Ambition is to play professional baseball ... Plans to become a physical therapist after his playing career is over ... Also enjoys being outside and spending time with family ... Is part of the Cherokee Nation and has a large family ... Involved with the Service and Leadership Group and does community projects with the Cherokee Nation ... Majoring in kinesiology ... Born on Sept. 20, 1994.



ERIC **COLE**

OF • S/R • 5-11 • 190 • Freshman
Southlake, Texas • Carroll HS

8

Southlake Carroll High School
Played for head coach Larry Hughes ... Named a top 500 prospect by Perfect Game, including a top 153 ranked outfielder ... Ranked as the No. 95 prospect in the state of Texas and a top 20 outfielder in the state ... As a senior, batted .395 with two homeruns, two triples and 20 RBI in half a season ... As a junior, batted .419 with 13 triples and 35 RBI ... Named Perfect Game Underclass High Honorable Mention in 2014 ... Played summer ball for the Dallas Mustangs ... Attended the 2013 Perfect Game South Underclass Showcase ... Graduated with a 3.5 GPA and earned a partial academic scholarship ... Also played football as a freshman ... Most memorable athletic moment was beating Coppell in the playoffs as a senior.

Personal
Son of Terry and Andrea Cole ... Has one sister, Megan ... Chose to attend Arkansas because he loves the coaches, there are great facilities and the insane environment during games ... Also enjoys doing anything outside and playing video games ... Is deathly allergic to nuts ... Involved with the Scholars and Athletes Serving Others (SASO) Special Olympics ... Majoring in business ... Born on Jan. 17, 1997.



ANTHONY **DAHL**

RHP • R/R • 6-4 • 195 • Freshman
Angleton, Texas • Brazoswood HS

18

Brazoswood High School
Played for head coach Bobby Williams ... Named a top 500 prospect by Perfect Game, including a No. 272 national ranking among right-handed pitchers ... Ranked the No. 77 prospect in the state of Texas and the No. 8 right-handed pitcher ... Named Perfect Game Underclass High Honorable Mention in 2014 and Underclass Honorable Mention in 2013 ... Earned All-Houston first team honors in 2014 ... Also played basketball as a freshman ... Member of the National Honor Society ... Graduated summa cum laude and ranked 38-of-567 in his class ... Most memorable athletic moment was signing to play for Arkansas.

Personal
Son of Jeff and Sara Dahl ... Has two sisters, Brittany and Courtney ... Chose to attend Arkansas because there are great coaches and facilities, and it felt like home ... Ambition is to make the world a better place ... Plans to run a business after his playing career is over ... Involved with the Salvation Army and helped at the local food pantry in his hometown ... Is on the student government and freshman leadership forum, in addition to being an honors college ambassador and Lead Hog ... Also enjoys zombies and going to church ... Can do a Rubik's Cube ... Majoring in business ... Born on Jan. 15, 1997.



TY **HARRIS**

LHP • L/L • 6-1 • 180 • Freshman
Rogers, Ark. • Heritage HS

13

Rogers Heritage High School
Played for head coach Greg Harris ... Garnered a 261 national ranking by Perfect Game, including the No. 29 left-handed pitcher in the class ... As a senior, went 5-5 with a 3.00 ERA ... Ranked the No. 4 player in the state of Arkansas and the No. 1 left-handed pitcher in the state by Perfect Game ... Named Perfect Game Underclass High Honorable Mention in 2013 and 2014 ... Played summer ball for the Arkansas Express and Evoshield Canes in 2013 and the PUF Caps in 2014 ... Most memorable athletic moment was hitting a grand slam against Har-Ber.

Personal
Son of Greg and Donna Harris ... Has one sister, Morgan ... Greg played baseball at Ouachita Baptist ... Chose to attend Arkansas because he loves the state and this program ... Ambition is to positively impact as many lives as possible ... Plans to coach or umpire after his playing career is over ... Involved with the Salvation Army and volunteering during Thanksgiving ... Also enjoys playing video games ... Occasionally listens to classical music ... Majoring in sport management ... Born on Oct. 26, 1996.



HUNTER **HART**

RHP • R/R • 6-3 • 190 • Sophomore
St. Joseph, Ill. • St. Joseph-Ogden HS • Kaskaskia JC
30

Kaskaskia College (2015)
Played for head coach Mitch Koester ... Went 10-0 with a 1.16 ERA, including 60 strikeouts in 77 innings ... Earned NJCAA Third Team All-America honors ... Region 24 Player of the Year.

St. Joseph-Ogden High School
Played for head coach Josh Haley ... As a senior, went 5-0 with a 0.25 ERA, including 55 strikeouts and only seven hits allowed in 28 innings ... Team finished season with a 32-3 overall record ... As a junior, went 11-2 with a 1.16 ERA, including 136 strikeouts and only 28 hits allowed in 66 innings ... As a sophomore, went 2-1 with a 2.12 ERA, including 20 strikeouts in 12 innings ... Also played football and basketball ... Most memorable athletic moment was playing in the football state championship as a senior.

Personal
Son of Scott Hart and Tracey Pryor ... Chose to attend Arkansas because he wanted to be part of a winning tradition with those who share the same goals ... Ambition is to be the best at whatever he does ... Plans to go into coaching after his playing career is over ... Also enjoys playing golf and ping pong ... Participates in Spanish Club ... Majoring in sport management ... Born on Sept. 3, 1995.



BLAINE **KNIGHT**

RHP • R/R • 6-3 • 165 • Freshman
Bryant, Ark. • Bryant HS
16

Bryant High School
Played for head coach Kirk Bock ... Named the No. 11 prospect in the state of Arkansas, including the No. 7 right-handed pitcher in the state by Perfect Game ... As a senior, went 6-2 with a 1.30 ERA ... As a junior, went 11-0 with a 0.49 ERA, including 80 strikeouts in 65.2 innings ... Named the 7A State Tournament Most Outstanding Player in 2014 and earned Arkansas Democrat Gazette All-State first team honors ... Named to the 2014 Louisville Slugger High School All-American First Team ... Two-time state champion ... Team was routinely ranked in the top 10 all four years ... Played summer ball for the Arkansas Express ... Named Perfect Game Underclass Honorable Mention in 2014 ... Was on student council ... Most memorable athletic moment was winning the state championship as a junior.

Personal
Son of Blake and Karen Knight ... Has one brother, Braden ... Blake played baseball at Southern Arkansas ... Great grandfather, Lloyd Heightman, played professional baseball for the Pensacola Flyers ... Chose to attend Arkansas because it's his home state team ... Ambition is to help as many people as he can ... Plans to coach after his playing career is over ... Involved with the Blessing Basket and Salvation Army Christmas Angel Tree programs ... Also enjoys hunting, fishing and working on wood lathes ... Accomplished on the guitar ... Majoring in sport management ... Born on June 28, 1996.



GRANT **KOCH**

C • R/R • 6-0 • 195 • Freshman
Fayetteville, Ark. • Fayetteville HS
33

Fayetteville High School
Played for head coach Vance Arnold ... Named a top 500 prospect by Perfect Game, including the No. 77 catcher in the country ... Ranked as the No. 8 prospect in the state of Arkansas and the top catcher in the state ... Hit .352 during the 2014 season with 12 doubles, four home runs, 27 runs batted in and 16 runs scored ... Named to the All-NWA Media Team and the Perfect Game Underclass High Honorable Mention in 2014 ... Played summer ball for the Fayetteville Bulldogs-Pagnozzi ... Played in the 7A State Championship game at Baum Stadium last spring ... Had a 4.0 GPA throughout high school with distinguished honors ... Member of the National Honor Society ... Most memorable athletic moment was winning the state championship as a sophomore with his best friends who he had played with for years.

Personal
Son of Tim and Courtney Koch ... Has one sister, Anna ... Chose to attend Arkansas because he was born and raised in Fayetteville and grew up watching the team, also the coaches, facilities and program are among the best in the nation ... Ambition is to be a successful baseball player or anything that gives him a platform to positively affect people ... Plans to become a physical therapist or athletic trainer after his playing career is over ... Involved with canned food drives and helped coach freshman baseball last fall ... Also enjoys working out, hunting and playing video games ... Is "really good" at FIFA ... Majoring in kinesiology ... Born on Feb. 5, 1997.



KEVIN **KOPPS**

RHP • R/R • 6-0 • 195 • Freshman
Sugar Land, Texas • George Ranch HS
45

George Ranch High School
Played for head coach Greg Kobza ... 23-5A All-District MVP pitcher ... Two-Time All-State honorable mention ... Two-Time All-Greater Houston selection ... In his junior and senior seasons, struck out 172 out of 524 batters faced with a 17-4 overall record ... Batted over .300 in the regular season and playoffs combined ... Graduated with a 4.0 GPA ... Member of the National Honor Society ... Most memorable athletic moment was pitching in the Connie Mack World Series.

Personal
Son of Rick and Michell Kopps ... Has one sister, Ashley ... Ashley plays softball at Sam Houston State ... Chose to attend Arkansas he feels like this is the best place for him to reach his full potential as a player ... Ambition is to impact a lot of people, as well as bring positive change to the hospital he will work in ... Plans to become an orthopedic surgeon after his playing career is over ... Involved with League of Champions, a baseball program in his hometown that mentors children with special needs ... Also enjoys Ping Pong and Mario Kart ... Majoring in biology ... Born on March 2, 1997.



BARRETT **LOSEKE**

RHP • R/R • 6-0 • 170 • Freshman
Tulsa, Okla. • Jenks HS

46

Jenks High School
Played for head coach Danny Morgan ... As a senior, had a 1.49 ERA with 85 strikeouts while allowing only 31 hits and 25 walks in 56.1 innings ... Batted .388 with a .520 on-base percentage ... As a junior, he led the team to the state semifinals and a No. 4 national ranking ... Pitched 32.2 innings and struck out 49 batters with a 1.93 ERA ... Also played basketball as a freshman ... Graduated with a 4.35 GPA and was class salutatorian ... Most memorable athletic moment was playing in the state tournament and spring break tournament as a junior.

Personal
Son of Craig and Stephanie Loseke ... Has one brother, Andrew ... Second cousin, Alex Gordon, plays for the Kansas City Royals ... Chose to attend Arkansas because of the great coaching and facilities, superior academics and baseball, as well as the school spirit and beautiful campus ... Ambition is to help others achieve their ambitions ... Plans to become a surgeon or engineer after his playing career is over ... Involved with University Baptist Church and Cross Church ... Is on the student government and freshman leadership forum, in addition to being an honors college ambassador and Lead Hog ... Also enjoys lifting weights ... Has been to the 48 contiguous states ... Majoring in engineering with a minor in mathematics ... Born on Nov. 12, 1996.



KACEY **MURPHY**

LHP • L/L • 6-0 • 190 • Freshman
Rogers, Ark. • Heritage HS

21

Rogers Heritage High School
Played for head coach Keith Kilgore ... Earned All-Conference, 7A All-State and 7A All-State Tournament honors in 2014 ... Named to the All-NWA Media team in 2014 after going 6-3 on the mound with a 2.46 earned run average and 85 strikeouts in 54 innings of work ... State runner-up as a freshman ... Member of the National Honor Society ... Most memorable athletic moment was winning the USSSA World Series.

Personal
Son of Rick and Cynthia Murphy ... Has one brother, Austin ... Chose to attend Arkansas because it's in his hometown and his dream school ... Plans to do marketing in professional sports after his playing career is over ... Involved with canned food drives ... Majoring in sport management ... Born on Jan. 21, 1997.



JAKE **REINDL**

RHP • R/R • 6-1 • 190 • R-Freshman
Fayetteville, Ark. • Shiloh Christian

34

Shiloh Christian High School
Played for head coach Moe Henry ... Named the No. 12 prospect in the state of Arkansas the No. 8 right-handed pitcher in the state by Perfect Game ... Posted an 8-2 record during the 2014 season with a 0.75 ERA and 67 strikeouts in 65.2 innings ... Named to the 5A All-State team and the 5A All-State Tournament team in 2014 ... Landed on the All-NWA Media team in 2013 and 2014 and named the Newcomer of the Year in 2013 ... Went 5-1 with a 1.46 ERA as a sophomore in 2013 ... Played for the Midwest Nationals in the summer of 2014 ... Named Perfect Game Underclass Honorable Mention in 2014 ... Also played tennis ... Was high school valedictorian and a National Merit Scholar ... Most memorable athletic moment was leading his team to a quarterfinal victory by pitching five innings, hitting a homerun and throwing a runner out at the plate to end the game.

Personal
Son of Brian and Missy Reindl ... Has two sisters, Rachel and Libby ... Chose to attend Arkansas because he grew up as a Razorback fan and this is always where he wanted to go ... Plans to start his own business after his playing career is over ... Involved in StuMo and the economics club ... Also enjoys surfing, as well as playing guitar and ukulele ... Majoring in finance ... Born on Jan. 15, 1997.



JORDAN **RODRIGUEZ**

LHP • L/L • 5-11 • 190 • Junior
Houston, Texas • Travis HS • Alvin CC

38

Alvin CC (2014-15)
As a sophomore, went 8-3 with a 3.21 ERA, including 53 strikeouts in 75.2 innings ... Earned Region 14 All-Conference honors ... As a freshman, went 2-0 with a 2.71 ERA, including 13 strikeouts in 16.2 innings ... Earned his associates degree with a 3.07 GPA ... Most memorable athletic moment was winning the conference title as a freshman.

Travis High School
Played for head coach Rodney Hernandez.

Personal
Son of Tojo and Stacey Rodriguez ... Has one brother, Shea ... Has one sister, Halle ... Chose to attend Arkansas because he really loves Fayetteville and the school spirit of the students ... Ambition is to manage a professional baseball team ... Plans to get a real estate license after his playing career is over ... Also enjoys fishing, grilling and riding dirt bikes ... Umpired for five years ... Majoring in hospitality management ... Born on April 17, 1995.



WESTON **ROGERS**

LHP • L/L • 6-4 • 215 • Freshman
Springdale, Ark. • Har-Ber HS

38

Har-Ber High School

Played for head coach Ron Bradley ... As a senior, went 4-2 with a 1.11 ERA ... As a junior, went 7-3 with a 1.06 ERA ... Allowed only 38 hits and 23 walks in 59.2 innings of work, while striking out 93 batters ... Team made it to the state tournament every year ... Earned 7A All-State honors in 2014 and was named the All-NWA Newcomer of the Year ... Graduated with a 4.3 GPA, which was the best in his class ... Member of the National Honor Society and the Arkansas FCA ... Most memorable athletic moment was throwing a complete game shutout in the playoffs as a senior with 16 strikeouts.

Personal

Son of Kent and Tina Rogers ... Has one sister, Rachel ... Chose to attend Arkansas because it's close to his hometown and has the best facilities and coaches in the country ... Ambition is to start a family and help others ... Plans to be a physical therapist after his playing career is over ... Involved with the Blessing Basket and Salvation Army Christmas Angel Tree programs ... Also enjoys playing guitar, hunting, fishing and going to church ... Majoring in kinesiology and pre-professional science ... Born on May 27, 1997.



CODY **SCROGGINS**

INF • R/R • 6-0 • 175 • Freshman
Bentonville, Ark. • Bentonville HS

5

Bentonville High School

Played for head coach Todd Abbott ... Named a top 215 shortstop in the country, the No. 10 recruit in the state of Arkansas and the top shortstop in the state according to Perfect Game ... Named to the USA Today All-Arkansas team ... Played summer ball for the Arkansas Express and was selected to the Midwest USA Baseball team ... Hit .380 in 2014 with six doubles, one triple and 18 stolen bases ... Most memorable athletic moment was getting MVP of state football.

Personal

Son of Jamie and Kerrie Scroggins ... Has one brother, Christopher ... Christopher plays baseball for Texas Southern ... Chose to attend Arkansas because it's really close to home and he loves the campus ... Plans to work for corporate at Walmart after his playing career is over ... Involved with canned food drives and volunteering at the Boys and Girls Club ... Is on the student government and freshman leadership forum, in addition to being an honors college ambassador and Lead Hog ... Also enjoys playing soccer ... Has been to the 48 contiguous states ... Majoring in business ... Born on May 17, 1996.



DARIEN **SIMMS**

OF • L/L • 5-7 • 165 • R-Freshman
Spring, Texas • Northland Christian HS

7

2015 (Freshman)

Redshirted the 2015 season.

Northland Christian High School

Batted .224 during the 2011 season with 26 runs scored ... Recorded a .383 batting average in 2012 with runs scored and a 25-for-26 performance in stolen bases ... Attended the 2012 Perfect Game South Underclass Showcase and received a rating of eight ... Hit .424 in 2013 with 48 runs scored and 33 stolen bases in 31 games played ... Named 4A All-State second team in 2013 ... Made appearance in AABC Connie Mack World Series in summer of 2014 as a part of DBat-Leach ... Holds Northland High School record for single season and career stolen bases.

Personal

Son of Don and Beverly Simms ... Majoring in mechanical engineering.



DOUG **WILLEY**

RHP • R/R • 6-2 • 220 • Senior
Shelburne, N.H. • Gorham HS • Franklin Pierce

14

Franklin Pierce (2012-15)

Recorded 21 saves over his final three seasons, highlighted by 13 as a junior in 2014 ... Part of three teams that advanced to the NCAA Division II East Regional, winning the regional in 2013 en route to a fifth place finish nationally under head coach Jayson King ... Made 61 career appearances with a 2.71 ERA ... Two-time Northeast-10 Commissioner's Academic Honor Roll selection ... Recorded four saves as a sophomore with a 2.45 ERA to earn the closer roll heading into his junior campaign ... 13 saves as a junior tied for 17th nationally in Division II and third in the Northeast-10 ... Posted a 1.83 ERA and struck out 31 in 39.1 innings of work ... Recorded four saves in seven innings as a senior before missing the rest of the season due to injury.

High School

Played for head coach Pete Girouard ... Also played basketball and soccer ... Most memorable athletic moment was winning the Cape Cod Baseball League championship with the Yarmouth-Dennis Red Sox.

Personal

Son of Jeff and Lisa Willey ... Has one sister, Alysia ... Chose to attend Arkansas because it has a unique and successful tradition with a rich baseball history, as well as great coaches, facilities, fan base and the opportunity for a great education ... Ambition is to play professional baseball ... Plans to be a strength and conditioning coach after his playing career is over ... Enjoys playing guitar and video games, as well as watching movies ... Writes original songs on the guitar and is very superstitious ... Majoring in kinesiology and exercise science ... Born on Dec. 27, 1992.

WWW.ARKANSASBASEBALLCAMP.COM

LEARN FROM THE HOGS





The Arkansas baseball program holds camps for all ages throughout the year, including position camps, youth skill camps, high school instructional showcases and elementary fundamental camps. For more information and registration visit ArkansasBaseballCamp.com.

/RAZORBACKBSB /RAZORBACKBSB /RAZORBACKBSB

#NEVERYIELD



Hannah Suggs
Coordinator

Under the supervision of coordinator Hannah Suggs, the University of Arkansas Diamond Dolls are a select group of young women who devote countless hours to the Razorback baseball program. The Diamond Dolls' duties include selling scorecards, assisting with on-field promotions and serving as bat girls.





Jordan Bardeau
Plano, Texas



Jessica Berry
South Lake, Texas



Luci Brooks
Fayetteville, Ark.



Hannah Davis
Flippin, Ark.



Rebekah Eddy
Mount Pleasant, Texas



Morgan Farmer
Springdale, Ark.



Lydia Fielder
Bentonville, Ark.



Meredith Franzke
Springdale, Ark.



Mary French Wynne
Fordyce, Ark.



Brittany Furr
Charleston, Ark.



Gabby Hannah
Searcy, Ark.



Abby Konert
Van Buren, Ark.



Andrea Konert
Van Buren, Ark.



Courtney Moore
Van Buren, Ark.



Kiley Morris
Flippin, Ark.



Hanna Neff
Highland Village, Texas



Lauren Pike
Searcy, Ark.



Brianna Reinholz
Bixby, Okla.



Valarie Shepherd
Prairie Grove, Ark.



Erica Shirley
New Boston, Texas



Macy Shirley
Texarkana, Texas



Madeleine Smith
Miami, Texas



Gabby Zambrano
Conway, Ark.



Jean Nail
Spirit Squad Director



Brooke Bailey
Dance Coach

The RBI Girls have entertained Razorback baseball fans since the 1997 season, performing dance routines and leading cheers from the top of the dugouts prior to all home games and between innings. They have become an integral part of the game day experience at Baum Stadium. The RBI Girls are accompanied at all baseball games and events by Ribby, the Arkansas baseball mascot. The RBI Girls are coached by Brooke Bailey and Jean Nail.





Haley Blumfelder
Bryant, Ark.



Hallie Burlew
Springfield, Mo.



Sarah Carney
Parkville, Mo.



Olivia Coleman
North Little Rock, Ark.



Allison Conte
Coppell, Texas



Allie Droste
Olathe, Kan.



Laura Foley
Perth, Austrailia



Lydia Ganaden
Lees Summit, Mo.



Ashlyn Garton
Kearney, Mo.



Aubrey Helling
Kansas City, Mo.



Abby Hile
Rogers, Ark.



Devon Hunter
Springfield, Mo.



Christina Joshua
North Little Rock, Ark.



Courtney Kretschmar
Kansas City, Mo.



Payton Lyon
Lake Winnebago, Mo.



Lisa Mills
Dallas, Texas



Abbey Peterson
Springdale, Ark.



Alex Politz
Allen, Texas



Madison Ramirez
Highland Village, Texas



Savannah Stagg
North Little Rock, Ark.



Sarah Steiner
Bentonville, Ark.



Alexa Tassani
Excelsior, Minn.



Miranda Tims
Fayetteville, Ark.



Melia Whitaker
Jonesboro, Ark.





Facilities

BAUM STADIUM

When discussing the best college baseball facilities in the country, Baum Stadium is consistently among one of the first places mentioned. With room for more than 10,000 spectators, an impeccable playing surface and amenities that rival most minor league ballparks, it is the crown jewel of the collegiate ranks. Of course the physical properties of Baum Stadium are only a portion of the baseball experience with the remainder in the form of fans that flock to the corner of Razorback Road and 15th Street to watch their Razorbacks take on all comers.

Officially named Baum Stadium at George Cole Field at its dedication on May 3, 1996, the facility derives its name from primary backers as well as from the history of Razorback baseball. Arkansas' facility prior to Baum Stadium was George Cole Field and the new park preserved the tradition with its current name.

In 1998, Baum Stadium received a special honor, when it was named the nation's No. 1 facility in Baseball America's poll of best college facilities. Five years later it took second in the same poll, cementing its legacy as one of the best facilities in the nation. Since its construction, Arkansas officials have received numerous solicitations by coaches and administrators from across the country for blueprints and tours of the Razorbacks' home ballpark in an attempt to capture some of its charm. Even though Baum Stadium has been replicated to some degree, no other place in the country has the atmosphere that Baum Stadium brings to college baseball, which is why it has been the host to five NCAA Regionals and two NCAA Super Regionals.

Baum Stadium was one of the nation's best facilities when it was constructed, but since then it has undergone four renovations, making it the envy of visiting teams. The first upgrade came prior to the 2003 season, when the hitting and pitching cages were enclosed to ensure a place for Razorback players to practice year round. A total of 2,600 chair back seats also were added to the park, 1,300 of which reside on each foul line.

Baum Stadium's second renovation came a year later as 12 luxury boxes, coaches' offices, a new scoreboard and natural grass completely changed the feel of the park. A state-of-the-art scoreboard added full video, complete with a message center and an analog clock was added to the right-center field gap, which stood 45-feet high and 76-feet wide. The original turf field of Baum Stadium's construction was torn out and rye grass was grown for the 2004 campaign, but replaced by a hybrid Bermuda in 2005. A portion of the upgrades were made possible by contributions from the Willard and Pat Walker Charitable Foundation, Bob and Marilyn Bogle, the Pagnozzi Charities, John Tyson and Stan Ley.

The next renovation to Baum Stadium came prior to the 2007 season as 20 luxury boxes were built, 1,000 chair back seats were added, restrooms constructed and the Hog Pen and picnic area expanded. A new ticket office, field lights and wall pads were added as well. The final set of upgrades to the park brought Baum Stadium's capacity to 10,737 seats with 8,237 of those coming from chair backs and 34 from luxury boxes.

In the fall of 2011, future renovations to Baum Stadium were announced that will ensure the stadium remains among the best in college baseball. New LED ribbon boards were added in 2013, and the Fowler Family Baseball and Track Training Center opened in the fall of 2014, providing the Arkansas with the finest collegiate indoor facility in the country. The facility provides approximately 52,000 square feet of climate-controlled practice space, including a full-size practice infield, throwing area, batting areas and ancillary team spaces.

In 2016, the university's partnership with South Dakota-based Daktronics produced the largest video board ever installed at an on-campus college baseball facility in the country. The massive, new 25 foot by 71 foot LED video board will enhance an already memorable experience at Baum Stadium by providing 1,775 square feet of digital space for live high-definition video, instant replays, up-to-the-minute statistics, and game information, graphics and animations.

Future plans also call for luxury suites in left and right fields and a concourse that goes around the entire stadium and a new center field entrance to the stadium.

The combination of the upgrades prior to the 2007 season and a top-10 baseball team produced then-record attendance numbers as Arkansas smashed its school record for the fourth straight year. The Razorbacks became the first team in NCAA history to average more than 8,000 tickets sold per game (8,069) as their attendance over 33 home games was 266,270. Arkansas also set a then-school record for actual attendance with 198,218 fans (6,007 per game) passing through the gates.





In 2007, Razorback fans helped set the school and then-Southeastern Conference three-game series attendance record in the May 4-6 weekend series against LSU, buying 30,564 tickets.

The attendance figures drawn to Baum Stadium allowed Fayetteville to host its third NCAA Regional in four years in 2007 and its fourth since 1999. Razorback fan support did not flounder as the regional was the best attended of all 16 sites, averaging 6,452 fans over its six games.

In April 2009, Baum Stadium played host to its first No. 1 versus No. 1 battle when the Razorbacks took on Arizona State. In game two of the midweek series, 11,014 fans were in attendance while 11,434 tickets were sold. Both numbers were then-facility records, topping the previous mark of 10,581 fans to see Arkansas defeat LSU in 2007.

The two-game series against the Sun Devils brought 17,300 fans through the turnstiles, a Razorback midweek record, and the 19,776 tickets sold were also a midweek series highmark.

Arkansas set a new attendance standard at Baum Stadium during the 2010 season as a record 292,734 tickets were sold to see the Razorbacks. Arkansas finished second in the country in both total attendance and average attendance (7,704). In part because of the great fan support, Arkansas was selected as an NCAA Regional host for the fifth time in program history. The regional drew more than 40,000 fans, averaging 5,276 fans per game over the eight contests.

Razorback fans continued to pack Baum Stadium in 2011 as Arkansas had six of the 20 largest crowds in school history in terms of tickets sold. The U of A set a new single-game attendance record on April 9, 2011, when 11,103 fans crammed into Baum Stadium to see the Razorbacks defeat LSU 4-3 on James McCann's walk-off three-run homer in the bottom of the ninth.

The 2012 season saw Arkansas play a school-record 36 regular season home games. The Razorbacks finished second in the country in average attendance and third in total attendance. A total of 260,468 tickets were sold over the 33 home dates, an average of 7,892 tickets sold per game. Arkansas sold more than 7,000 tickets for 23 of the team's 36 home games.

Arkansas again ranked second in the country in average attendance in 2013 with 8,335 tickets sold per game. The Razorbacks' total attendance of 250,055 was fourth in the nation, marking the ninth straight year Baum Stadium ranked in the top five nationally in attendance.

In 2004, Baum Stadium served as host to its second NCAA Regional and first NCAA Super Regional, drawing the largest total attendance in the nation for both events. The series-clinching win over Florida State drew 10,027 fans to Baum Stadium, eclipsing the previous night's record of 9,338, set less than 24 hours earlier. In all, a combined 58,138 attended the NCAA Regional and Super Regional during the 2004 season.

Arkansas' 2004 attendance numbers were no fluke as fans continued to pour into the ballpark. The 2005 and 2006 crowds continued to set records for both paid and actual attendance. While the NCAA and SEC recognize tickets sold as their method of ranking schools, Arkansas keeps both actual patrons as well as paid attendance figures and have seen steady increases in both areas.

In an informal study by the Baton Rouge (La.) *Advocate*, Arkansas led the nation in actual attendance between 2004 and 2007 and was edged by LSU in 2008 by 20 fans as patrons returned to Baton Rouge's Alex Box Stadium in its final season.

Baum Stadium is the culmination of a vision that was possible only through the dedication of former Arkansas head coach Norm DeBriyn, former U of A Athletics Director Frank Broyles and contributions by the families of Willard and Pat Walker and Charlie Baum.

While the efforts of DeBriyn and Broyles have been instrumental in maintaining a state-of-the-art home for Arkansas baseball since the original George Cole Field opened in 1975, it was the generosity of the Baums and Walkers that allowed Arkansas to abandon plans to renovate its former facility and replace it with a new standard in college baseball venues.

The support of the George Cole family has been an integral part of the program's growth since the former Razorback athlete, coach and athletics director donned the Cardinal and White many years ago.

"Without the support of the Charlie Baum, Willard Walker and George Cole families, this wouldn't have been possible," DeBriyn said when Baum Stadium opened. "It's an incredible facility and there is not one like it anywhere in the country. There is no way to describe the excitement our players and coaches have when they take the field."

Representatives of all three families attended the groundbreaking ceremony on Oct. 12, 1994. Eighteen months later, Arkansas' Matt Carnes delivered Baum Stadium's first pitch to Auburn's Russell Whittenburg, completing the dream. The Razorbacks defeated the Auburn Tigers 9-2 in the stadium's inaugural contest.

Named for the late Razorback shortstop and athletics director, George Cole Field served as Arkansas' home field from 1975 until 1996.

With a capacity of 3,000, George Cole Field was located just north of John McDonnell Field.

When it opened in 1975, George Cole Field enabled the Razorbacks to leave the field at the Washington County Fairgrounds and move into an on-campus facility for the first time.

Setting the trend for Arkansas having the finest college baseball park in the nation, George Cole Field was one of the few with artificial turf.

Donations from former Razorbacks Tim Lollar, Johnny Ray and Kevin McReynolds and their agent, Tom Selakovich, provided for the installation of lights at George Cole Field in 1985. On March 22 of that season, the Hogs defeated Southwest Conference rival Texas 5-4 in the first night baseball game on the Arkansas campus. Later that season, George Cole Field played host to the Southwest Conference Tournament for the first time. Arkansas defeated Texas 10-6 in the championship game to win its first conference tournament title. The SWC tournament came to Fayetteville again in 1988.

When the Razorbacks entered the Southeastern Conference in 1992, UA officials recognized the need to improve the school's baseball facility. While plans originally called for the improvement of George Cole Field, generous donations from the Willard and Pat Walker and Charlie Baum families, along with former Razorback Tom Pagnozzi, enabled the Razorbacks to scrap the renovation plans and start from scratch with an entirely new state-of-the-art facility.

During its 21 seasons, George Cole Field was home to a number of future major-leaguers, including Pagnozzi, Ray, McReynolds, Lollar, Les Lancaster and Jeff King.

Although the original George Cole Field played host to its last game on March 31, 1995, as South Carolina defeated Arkansas 13-2, the spirit endures in the official name of the Razorbacks' current facility: Baum Stadium at George Cole Field.

A native of Bauxite, Arkansas, Cole served as athletics director from July 1, 1970, until his retirement on July 1, 1973. A former All-SWC quarterback for the Razorback football team, Cole scored a then-school-record 85 points as a senior in 1927. He began his administrative career at Arkansas as a football line coach in 1936 and became an assistant athletics director under the legendary John Barnhill in 1957.



QUICK FACTS: BAUM STADIUM AT GEORGE COLE FIELD

Architect: HOK Sport
Contractor: Kinco, Inc.
Capacity: 10,737
Chairback Seats: 8,237
Surface: Natural bermuda-hybrid grass (installed 2005)
Construction Cost: $8.9 million (initial - 1996)
Parking: 1,100 spaces
Groundbreaking: Oct. 12, 1994
First Game: April 13, 1996 (Arkansas 9, Auburn 2)
Dedication: May 3, 1996 (Arkansas 9, Alabama 3)
Largest Crowd (Actual): June 6, 2015 - 12,167; Missouri St. 3, Arkansas 1
Field Dimensions (L-LC-C-RC-R): 320-375-400-365-320
Grandstand Canopy: Masted, cable-suspended
Dugouts: Built to MLB specifications with tunnel access to clubhouses
Batter's Eye: 40' x 80' wall behind center field
Bullpens: Allow field visibility
Concourse: Elevated, with unobstructed views of the playing field throughout from foul pole to foul pole.
Restrooms: On first- and third-base side of grandstand, in clubhouses, luxury boxes and in press box
Concession Stands: Eight (full-service)
Hog Pen: Beyond left-field fence with 12 picnic tables and 40 grills
Hog Heaven: 98 premium, outdoor seats on the press box level
Suites: 34 luxury suites on press level
Johnny Mike Walker Lounge: Located on press level, accessible to Hog Heaven ticket holders and Swatter's Club members
Press Box: Two seating rows and spacious work area
Press Level Booths: Two radio booths and a television booth
Sound System: Includes on-demand access to sound effects and music
Batting Cages: Four, enclosed cages
Tom Pagnozzi Clubhouse: Includes big-screen television, lounge, oak lockers, pool table, custom chairs and tables
Umpire's Locker Room: Includes dressing, shower and restrooms
Offices: Spacious coaches' offices located on third base line overlooking the field
Training Room: Adjacent to home clubhouse; includes two whirlpools
Equipment Room: With laundry facilities
Novelty Stand: Located behind home plate and on third-base side of grandstand
Ticket Offices: Located in Razorback Foundation building down the left-field line
Fountain: Natural water feature with underwater inlet and lighted fountain; located behind batter's eye
Terrazzo Hog: A Baum Stadium trademark; located outside the main entrance
Scoreboard: The largest video board in college baseball, the LED's display's dimensions are 25 feet tall by 71 feet wide providing 1,775 square feet of digital space for live high-definition video, instant replays, up-to-the-minute statistics, and game information, graphics animations.



BAUM STADIUM RECORDS

12,589	8,335	286,472	447	35,730
SINGLE GAME ATTENDANCE	SINGLE SEASON AVERAGE	SINGLE SEASON TICKETS	WINS AT BAUM STADIUM	3-GAME SERIES ATTENDANCE



ARKANSAS YEAR-BY-YEAR RESULTS AT BAUM STADIUM

1996	1997	1998	1999	2000	2001	2002	2003	2004	2005
6-3	26-7	22-9	25-5	16-19	19-8	18-12	22-8	31-8	19-9
(.667)	(.787)	(.709)	(.833)	(.457)	(.703)	(.600)	(.733)	(.794)	(.678)

2006	2007	2008	2009	2010	2011	2012	2013	2014	2015
21-6	22-10	24-9	23-12	29-9	24-7	28-8	24-9	25-10	23-12
(.778)	(.687)	(.727)	(.657)	(.763)	(.774)	(.778)	(.727)	(.714)	(.657)

Top 20 All-Time Crowds (tickets sold)

1.	Mississippi State	12,589	April 25, 2015
2.	Auburn	11,742	April 26, 2014
3.	Missouri State*	11,317	June 6, 2015
4.	Missouri State*	11,169	June 5, 2015
5.	Missouri State*	11,116	June 7, 2015
6.	LSU	11,462	April 9, 2011
7.	Arizona State	11,434	April 8, 2009
8.	Mississippi State	11,194	April 16, 2011
9.	Texas A&M	11,145	April 20, 2013
10.	LSU	10,727	May 5, 2007
11.	LSU	10,399	May 4, 2007
12.	LSU	10,377	April 13, 2013
13.	Ole Miss	10,213	May 21, 2011
14.	LSU	10,180	April 14, 2013
15.	LSU	10,167	April 12, 2013
16.	South Carolina	10,103	April 5, 2014
17.	Auburn	10,087	April 25, 2014
18.	Ole Miss	10,031	May 18, 2007
19.	Florida State*	10,027	June 12, 2004
20.	Texas A&M	9,988	May 10, 2014

* - NCAA Super Regional

Top 20 All-Time Crowds (actual)

1.	Missouri State*	12,167	June 6, 2015
2.	Missouri State*	11,869	June 5, 2015
3.	Missouri State*	11,694	June 7, 2015
4.	LSU	11,103	April 9, 2011
5.	Arizona State	11,014	April 8, 2009
6.	Mississippi State	10,837	April 25, 2015
7.	Mississippi State	10,784	April 16, 2011
8.	LSU	10,581	May 5, 2007
9.	Texas A&M	10,477	April 20, 2013
10.	Auburn	10,217	April 26, 2014
11.	LSU	10,147	May 4, 2007
12.	Ole Miss	10,084	May 21, 2011
13.	Florida State*	10,027	June 12, 2004
14.	LSU	9,884	April 13, 2013
15.	Ole Miss	9,812	May 18, 2007
16.	LSU	9,712	April 8, 2011
17.	Florida	9,603	May 7, 2011
18.	Oklahoma State$	9,572	June 2, 2007
19.	Ole Miss	9,508	May 19, 2007
20.	Florida State*	9,338	June 11, 2004

* - NCAA Super Regional
$ - NCAA Regional

2015 NCAA ATTENDANCE LEADERS

Average Home Attendance

Team		Average
1.	LSU	10,799
2.	**Arkansas**	**8,290**
3.	Ole Miss	8,028
4.	Mississippi State	7,448
5.	South Carolina	7,354
6.	Texas	5,517
7.	Texas A&M	4,856
8.	Florida State	4,277
9.	Clemson	4,250
10.	TCU	4,092

Arkansas has finished in the top five in average attendance each of the last 11 years.



FOWLER FAMILY TRAINING CENTER

The facility provides approximately 52,000 square feet of climate-controlled practice space, including a full size practice infield, throwing area, batting areas and ancillary team spaces.



> "The Fowler Family Baseball and Track Training Center will put us a step ahead of our competition. That is where we and all Razorback fans want us to be, leading the way not just in the SEC, but around the country."
>
> - Vice Chancellor and Director of Athletics Jeff Long







Thanks in part to the generous $2.5 million gift provided by the Wallace and Jama Fowler family, the University of Arkansas completed a brand new world class indoor training facility for baseball and track in the summer of 2015.

Dedicated on Sept. 20, 2014 as the Fowler Family Baseball and Track Center, the facility provides approximately 52,000 square feet of climate-controlled practice space, including a full size practice infield, throwing area, batting areas and ancillary team spaces.

"We are grateful to members of the Wallace and Jama Fowler family for their $2.5 million gift in support of this beautiful new facility," said Vice Chancellor and Director of Athletics Jeff Long. "The Fowlers' generous support of our institution and our students has been extraordinary. Their most recent gift for the Fowler Family Baseball and Track Training Center has helped provide Razorback student-athletes, in three of our most successful programs, a significant competitive advantage in the SEC and nationally. We are extremely honored to have the Fowlers name associated with such a transformational facility for our program."

The facility includes four batting cages with a drop down and raise up netting system that allows for baseball training and available surface space. The practice infield is suitable for live hitting with nets ensuring safe activity and observation outside the infield space and protective measures toward the facility structure.

The Fowler Family's gift marked substantial progress toward meeting the fundraising goal for the project. Additional gifts are still being sought to meet the fundraising goal for the facility being funded by a combination of capital gifts, athletic revenues and proceeds from a bond issue. The total project cost was $9.1 million.




9
A 3
2
B3 S3 O3


2015 Review



Arkansas defeated Missouri State in the NCAA Fayetteville Super Regional to advance to its eighth College World Series

The Eighth College World Series

Arkansas had quite the up-and-down season, culminating in a trip to the College World Series for the eighth time in program history. Despite starting the season just 15-15 overall, the Razorbacks went on to win 25 of their final 35 games and did not lose any of their final eight conference series. It was Dave Van Horn's fourth trip to Omaha with the Razorbacks in his 13 seasons as head coach.

The Baum Way

Arkansas finished second in the country in average attendance for the third straight season with 8,290 fans per game in 2015. The Razorbacks also posted school records in actual attendance and tickets sold for a single game. The actual crowd of 12,167 against Missouri State on June 6 was the largest audience in Baum Stadium history. The 12,167 fans also marked the third largest Super Regional crowd in NCAA history. In fact, the three NCAA Fayetteville Super Regional crowds were the three largest audiences in Baum Stadium history. Arkansas was home to three of the top four postseason crowds in 2015 during Regionals and Super Regional action. The Razorbacks also sold 12,589 tickets against Mississippi State on April 25, marking the 14th largest on-campus crowd in NCAA history and the largest regular season crowd in program history.

#BennyBaseball

Andrew Benintendi was simply the best collegiate baseball player in the country in 2015. The sophomore outfielder swept every major national player of the year award, including the Golden Spikes Award and the Dick Howser Trophy. #BennyBaseball became just the third player in SEC history to lead the league in home runs and batting average, joining Rafael Palmeiro (Mississippi State in 1984) and Jeff Abbott (Kentucky in 1994) as the only players in conference history to accomplish the feat. Benintendi became the first Razorback to ever lead the nation in home runs with 20 and became the first NCAA Division I player since 2009 to hit 20 home runs and steal 20 bases in a single season. Following the season, Benintendi was drafted No. 7 overall by the Boston Red Sox, the eighth Razorback to be selected in the first round of the MLB Draft.

Dave Van Horn's Best Coaching Performance

In quite possibly the best coaching job of his 21-year Division I head-coaching career, Dave Van Horn guided a sixth team to the College World Series and his fourth here at Arkansas. The 2015 Razorbacks faced a lot of adversity, overcoming a slow start to the season and numerous injuries to reach Omaha for the second time in four years. Arkansas is one of just five teams in the nation to advance to the NCAA Tournament in each of the last 14 years (all but one of those under Van Horn) and is one of just 10 teams in the country to advance to at least three of the last seven College World Series. Van Horn now leads all SEC head coaches with six career trips to Omaha and has led Arkansas to four CWS appearances, five Super Regionals and 13 NCAA Tournament berths in his 13 seasons at the helm.

Road Warriors

One of the ways that Arkansas turned its 2015 campaign around was playing great baseball away from home. From April 18 through the end of the season, the Razorbacks won 13 of their 18 games outside of Baum Stadium. For the fifth-consecutive season the Razorbacks had to travel for a Regional and did not disappoint. Arkansas swept the Stillwater Regional with a perfect 3-0 mark and improved their Regional record over the past five years to 12-6. The Razorbacks also posted some incredible victories away from home. The stretch began in College Station, Texas following an overnight suspension due to weather. Trailing by five runs after six innings, Arkansas woke up on Sunday and used a five-run eighth to rally and defeat No. 1 Texas A&M. Later that day, the Razorbacks took the series with an 8-2 victory. Arkansas also had a heoric come-from-behind win against No. 6 Florida in the SEC Tournament. Trailing by two runs in the top of the ninth, Andrew Benintendi and Bobby Wernes both homered to drive in three runs and give Arkansas a ninth-inning lead. Zach Jackson closed the door in the bottom half to preserve the win.



Andrew Benintendi became the first Razorback to be named national player of the year, winning both the Golden Spikes Award and Dick Howser Trophy.



Arkansas continues to boast one of the best venues in all of college baseball, as Baum Stadium finished second nationally in attendance for the third-consecutive season and set a new record crowd with 12,167 fans against Missouri State on June 6 in the NCAA Fayetteville Super Regional.

Razorbacks Honored

Several Arkansas student-athletes picked up notable honors during the 2015 season, including national player of the year Andrew Benintendi. The sophomore won the Golden Spikes Award, the Dick Howser Trophy and was named Baseball America National Player of the Year, Collegiate Baseball National Player of the Year and Roy F. Kramer SEC Male Athlete of the Year. He also earned consensus All-America honors and was named the SEC Player of the Year by the league's coaches. Right-handed pitcher Zach Jackson was named All-SEC first team and to the Stillwater Regional All-Tournament team. Third baseman Bobby Wernes was named to the SEC's All-Defensive team and right-handed pitcher Keaton McKinney earned Louisville Slugger Freshman All-America and SEC All-Freshman team honors. Outfielder Tyler Spoon was named to the All-SEC Community Service team.

Four Razorbacks Drafted

For the 41st-consecutive year, Arkansas had at least one player selected in the MLB Draft. There were four draftees in the 2015 MLB Draft, including Andrew Benintendi who went to the Boston Red Sox with the No. 7 overall pick. Benintendi became just the eighth Razorback to ever be selected in the first round and was the highest overall selection since Jeff King went No. 1 overall in 1986 to the Pittsburgh Pirates. Joining Benintendi in the draft were teammates RHP Trey Killian (9th round, Colorado Rockies), 3B Bobby Wernes (30th round, Houston Astros) and OF Tyler Spoon (35th round, Boston Red Sox).

Jackson Competes With Team USA

Right-handed pitcher Zach Jackson spent the summer playing for the USA Baseball Collegiate National Team and was the 13th Razorback to don the Red, White and Blue. Head coach Dave Van Horn served as the head coach in the summer of 2014 while former Razorback RHP Trey Killian was also selected to that team. Jackson made five appearances for his country, striking out eight batters in 5.2 innings pitched and allowing just two earned runs.



Closer Zach Jackson was named All-SEC First Team by the league's coaches after he went 5-1 with nine saves and a 2.10 ERA. The right-hander struck out 89 batters in 60.0 innings pitched.

2015 SEASON RESULTS

2015 RECORD: 40-25 • **HOME:** 23-12 • **AWAY:** 13-6 • **NEUTRAL:** 4-7 • **SEC:** 17-12 • **NCAA TOURNAMENT:** 5-3

Game date	Opposing team	Score	Arkansas R-H-E	Opponent R-H-E	Inns	Overall	SEC	Pitcher of record	Attend	Time
Feb 13, 2015	NORTH DAKOTA	W, 11-4	11-18-0	4-7-4	9	1-0-0	0-0-0	Chadwick, C. (W 1-0)	7016	3:20
Feb 14, 2015	NORTH DAKOTA	W, 13-2	13-16-0	2-5-3	9	2-0-0	0-0-0	Taccolini, D (W 1-0)	-	2:56
Feb 14, 2015	NORTH DAKOTA	W, 12-1	12-14-0	1-7-2	9	3-0-0	0-0-0	Jackson, Z. (W 1-0)	9557	2:59
Feb 20, 2015	vs. UCF^	L, 5-9	5-11-1	9-13-0	9	3-1-0	0-0-0	Taccolini, D (L 1-1)	1742	3:39
Feb 21, 2015	at South Alabama^	W, 7-0	7-14-0	0-5-2	9	4-1-0	0-0-0	Lowery, J. (W 1-0)	1884	3:07
Feb 22, 2015	vs. Maryland^	L, 6-13	6-10-5	13-13-0	9	4-2-0	0-0-0	Stone, J. (L 0-1)	1390	3:36
Mar 02, 2015	EASTERN ILLINOIS	W, 4-1	4-7-0	1-3-1	7	5-2-0	0-0-0	Taccolini, D (W 2-1)	-	2:06
Mar 02, 2015	EASTERN ILLINOIS	W, 8-1	8-5-1	1-3-0	7	6-2-0	0-0-0	Alberius, J. (W 1-0)	6912	2:18
Mar 03, 2015	EASTERN ILLINOIS	W, 7-0	7-9-0	0-2-2	9	7-2-0	0-0-0	McKinney, K (W 1-0)	6643	2:26
Mar 06, 2015	LOYOLA MARYMOUNT	W, 2-1	2-8-1	1-5-1	9	8-2-0	0-0-0	Jackson, Z. (W 2-0)	6523	3:05
Mar 07, 2015	LOYOLA MARYMOUNT	W, 13-7	13-14-1	7-7-1	9	9-2-0	0-0-0	Taccolini, D (W 3-1)	8308	3:27
Mar 08, 2015	LOYOLA MARYMOUNT	L, 0-9	0-3-0	9-11-0	9	9-3-0	0-0-0	McKinney, K (L 1-1)	7051	3:21
Mar 10, 2015	GONZAGA	L, 2-6	2-4-0	6-7-1	9	9-4-0	0-0-0	Alberius, J. (L 1-1)	6889	2:59
Mar 11, 2015	GONZAGA	L, 5-15	5-10-3	15-10-1	9	9-5-0	0-0-0	Sanburn, P (L 0-1)	7112	3:16
Mar 14, 2015	at Vanderbilt*	L, 7-8	7-12-2	8-11-0	(12)	9-6-0	0-1-0	Stone, J. (L 0-2)	-	4:54
Mar 14, 2015	at Vanderbilt*	L, 1-9	1-7-2	9-13-0	9	9-7-0	0-2-0	Taccolini, D (L 3-2)	3040	3:15
Mar 15, 2015	at Vanderbilt*	L, 0-1	0-3-0	1-3-1	9	9-8-0	0-3-0	Alberius, J. (L 1-2)	3150	2:32
Mar 17, 2015	SOUTHEAST MISSOURI	W, 4-3	4-8-2	3-5-0	9	10-8-0	0-3-0	Stone, J. (W 1-2)	7027	3:07
Mar 18, 2015	SOUTHEAST MISSOURI	L, 11-12	11-12-2	12-14-3	9	10-9-0	0-3-0	Phillips, L. (L 0-1)	6583	4:28
Mar 19, 2015	LSU*	W, 5-1	5-11-0	1-7-1	9	11-9-0	1-3-0	Taccolini, D (W 4-2)	7304	2:52
Mar 20, 2015	LSU*	L, 3-16	3-7-1	16-21-0	9	11-10-0	1-4-0	Teague, J. (L 0-1)	8178	3:18
Mar 21, 2015	LSU*	L, 4-7	4-10-0	7-15-0	9	11-11-0	1-5-0	Killian, T. (L 0-1)	9734	3:43
Mar 24, 2015	vs. Memphis%	L, 4-5	4-9-1	5-9-0	9	11-12-0	1-5-0	Phillips, L. (L 0-2)	9145	2:30
Mar 25, 2015	at Memphis	W, 7-3	7-8-2	3-11-3	9	12-12-0	1-5-0	Teague, J. (W 1-1)	3673	3:10
Mar 26, 2015	OLE MISS*	W, 10-3	10-15-0	3-5-4	9	13-12-0	2-5-0	Taccolini, D (W 5-2)	7168	3:19
Mar 27, 2015	OLE MISS*	L, 4-5	4-9-0	5-9-3	9	13-13-0	2-6-0	Killian, T. (L 0-2)	7855	3:40
Mar 28, 2015	OLE MISS*	W, 5-1	5-7-2	2-7-0	9	14-13-0	3-6-0	Lowery, J. (W 2-0)	9679	3:08
Mar 31, 2015	MISSOURI STATE	L, 0-2	0-6-1	2-6-0	9	14-14-0	3-6-0	Teague, J. (L 1-2)	7364	2:57
Apr 03, 2015	at Auburn*	W, 10-7	10-13-1	7-10-1	9	15-14-0	4-6-0	Jackson, Z. (W 3-0)	3379	3:30
Apr 04, 2015	at Auburn*	L, 2-3	2-6-2	3-7-0	9	15-15-0	4-7-0	Phillips, L. (L 0-3)	2949	2:45
Apr 05, 2015	at Auburn*	W, 6-4	6-11-0	4-11-1	9	16-15-0	5-7-0	Lowery, J. (W 3-0)	2490	3:48
Apr 07, 2015	MISSISSIPPI VALLEY	W, 8-1	8-11-0	1-3-2	9	17-15-0	5-7-0	Stone, J. (W 2-2)	6822	2:20
Apr 08, 2015	MISSISSIPPI VALLEY	W, 14-0	14-17-1	0-9-2	9	18-15-0	5-7-0	Teague, J. (W 2-2)	6813	3:12
Apr 10, 2015	KENTUCKY*	W, 5-3	5-11-1	3-9-0	9	19-15-0	6-7-0	Killian, T. (W 1-2)	9217	3:28
Apr 11, 2015	KENTUCKY*	L, 4-16	4-7-1	16-15-3	9	19-16-0	6-8-0	Taccolini, D (L 5-3)	9874	3:29
Apr 12, 2015	KENTUCKY*	W, 7-3	7-13-0	3-5-2	9	20-16-0	7-8-0	McKinney, K (W 2-1)	7578	2:37
Apr 14, 2015	STEPHEN F. AUSTIN	W, 8-2	8-10-0	2-8-1	9	21-16-0	7-8-0	Teague, J. (W 3-2)	7130	2:33
Apr 15, 2015	STEPHEN F. AUSTIN	W, 15-3	15-15-0	3-9-0	9	22-16-0	7-8-0	Stone, J. (W 3-2)	7071	2:51
Apr 18, 2015	at Texas A&M*	L, 6-13	6-8-0	13-16-2	9	22-17-0	7-9-0	Killian, T. (L 1-3)	6003	3:19
Apr 18, 2015	at Texas A&M*	W, 9-8	9-14-1	8-8-3	9	23-17-0	8-9-0	Lowery, J. (W 4-0)	7201	3:38
Apr 19, 2015	at Texas A&M*	W, 8-2	8-9-0	2-7-2	7	24-17-0	9-9-0	McKinney, K (W 3-1)	6156	2:29
Apr 24, 2015	MISSISSIPPI STATE*	W, 7-6	7-9-0	6-15-1	9	25-17-0	10-9-0	Jackson, Z. (W 4-0)	8312	3:55
Apr 25, 2015	MISSISSIPPI STATE*	W, 6-1	6-8-0	1-4-1	9	26-17-0	11-9-0	Taccolini, D (W 6-3)	12589	3:02
Apr 26, 2015	MISSISSIPPI STATE*	L, 1-2	1-6-2	2-11-0	9	26-18-0	11-10-0	Lowery, J. (L 4-1)	8566	3:25
Apr 30, 2015	at Alabama*	W, 5-1	5-9-1	1-8-1	9	27-18-0	12-10-0	Killian, T. (W 2-3)	2602	2:55
May 1, 2015	at Alabama*	W, 8-4	8-7-0	4-12-1	9	28-18-0	13-10-0	Lowery, J. (W 5-1)	3343	3:31
May 2, 2015	at Alabama*	W, 4-0	4-9-1	0-2-0	9	29-18-0	14-10-0	McKinney, K (W 4-1)	3413	2:28
May 08, 2015	TENNESSEE*	L, 4-5	4-8-1	5-10-0	9	29-19-0	14-11-0	Teague, J. (L 3-3)	9344	3:01
May 10, 2015	TENNESSEE*	W, 5-2	5-9-1	2-3-0	7	30-19-0	15-11-0	McKinney, K (W 5-1)	7656	2:04
May 12, 2015	at Creighton	W, 6-2	6-12-1	2-7-2	9	31-19-0	15-11-0	Phillips, L. (W 1-3)	3102	3:05
May 14, 2015	at Georgia*	L, 1-10	1-8-4	10-9-1	9	31-20-0	15-12-0	Killian, T. (L 2-4)	2200	2:52
May 15, 2015	at Georgia*	W, 9-0	9-13-0	0-5-6	9	32-20-0	16-12-0	McKinney, K (W 6-1)	2688	2:57
May 16, 2015	at Georgia*	W, 8-1	8-9-0	1-6-1	9	33-20-0	17-12-0	Teague, J. (W 4-3)	2311	2:51
May 19, 2015	vs. Tennessee!	W, 2-1	2-10-0	1-4-0	9	34-20-0	17-12-0	Jackson, Z. (W 5-0)	5761	3:06
May 20, 2015	vs. Florida!	W, 7-6	7-10-2	6-8-1	9	35-20-0	17-12-0	Lowery, J. (W 6-1)	10142	3:59
May 21, 2015	vs. LSU!	L, 5-10	5-8-6	10-12-0	9	35-21-0	17-12-0	Teague, J. (L 4-4)	8361	3:21
May 22, 2015	vs. Florida!	L, 0-10	0-3-1	10-11-0	7	35-22-0	17-12-0	Taccolini, D (L 6-4)	10329	2:22
May 29, 2015	vs. Oral Roberts+	W, 8-6	8-12-0	6-12-0	9	36-22-0	17-12-0	Lowery, J. (W 7-1)	3286	3:10
May 30, 2015	at Oklahoma State+	W, 7-5	7-8-1	5-6-2	9	37-22-0	17-12-0	Teague, J. (W 5-4)	3831	3:12
May 31, 2015	vs. St. John's+	W, 4-3	4-11-1	3-5-0	9	38-22-0	17-12-0	Teague, J. (W 6-4)	3198	2:54
Jun 05, 2015	MISSOURI STATE$	W, 18-4	18-18-2	4-10-1	9	39-22-0	17-12-0	Killian, T. (W 3-4)	11869	3:10
Jun 06, 2015	MISSOURI STATE$	L, 1-3	1-1-0	3-7-1	9	39-23-0	17-12-0	McKinney, K (L 6-2)	12167	2:59
Jun 07, 2015	MISSOURI STATE$	W, 3-2	3-7-1	2-8-0	9	40-23-0	17-12-0	Phillips, L. (W 2-3)	11694	3:05
Jun 13, 2015	vs. Virginia#	L, 3-5	3-7-0	5-10-1	9	40-24-0	17-12-0	Killian, T. (L 3-5)	24228	3:03
Jun 15, 2015	vs. Miami#	L, 3-4	3-9-4	4-7-2	9	40-25-0	17-12-0	Jackson, Z. (L 5-1)	18734	3:43

*^ - South Alabama Tournament • * - SEC Game • % - Played in North Little Rock • ! - SEC Tournament*
+ - NCAA Stillwater Regional • $ - NCAA Fayetteville Super Regional • # - College World Series

Team Batting

At bats:	46	at Vanderbilt (Mar 14, 2015)
Runs scored:	18	vs Missouri State (Jun 05, 2015)
Hits:	18	vs North Dakota (Feb 13, 2015)
	18	vs Missouri State (Jun 05, 2015)
RBIs:	18	vs Missouri State (Jun 05, 2015)
Doubles:	4	(6 games)
Triples:	3	vs North Dakota (Feb 14, 2015)
Home runs:	4	vs North Dakota (Feb 14, 2015)
Total bases:	38	vs North Dakota (Feb 14, 2015)
Walks:	10	vs Eastern Illinois (Mar 03, 2015)
	10	vs Southeast Missouri (Mar 18, 2015)
Strikeouts:	14	at Vanderbilt (Mar 14, 2015)
	14	at Texas A&M (Apr 18, 2015)
Sac hits:	3	at Georgia (May 15, 2015)
Sac flies:	3	vs Ole Miss (Mar 26, 2015)
	3	vs Missouri State (Jun 05, 2015)
Stolen bases:	4	vs Stephen F. Austin (Apr 15, 2015)
Hit by pitch:	4	vs LSU (Mar 21, 2015)
	4	vs Tennessee (May 19, 2015 at Hoover, Ala.)
Caught stealing:	3	at Creighton (May 12, 2015)
Runners LOB:	16	vs Tennessee (May 19, 2015 at Hoover, Ala.)
Hit into DP:	4	vs Eastern Illinois (Mar 03, 2015)

Team Fielding

Putouts:	34	at Vanderbilt (Mar 14, 2015)
Assists:	18	vs Mississippi State (Apr 26, 2015)
Errors:	6	vs LSU (May 21, 2015 at Hoover, Ala.)
Passed balls:	2	vs Gonzaga (Mar 11, 2015)
DPs turned:	5	at South Alabama (Feb 21, 2015)

Team Pitching

Innings pitched:	11.1	at Vanderbilt (Mar 14, 2015)
Runs allowed:	16	vs LSU (Mar 20, 2015)
	16	vs Kentucky (Apr 11, 2015)
Earned runs:	16	vs LSU (Mar 20, 2015)
	16	vs Kentucky (Apr 11, 2015)
Walks allowed:	13	vs Gonzaga (Mar 11, 2015)
Strikeouts:	15	at Vanderbilt (Mar 14, 2015)
Hits allowed:	21	vs LSU (Mar 20, 2015)
Doubles allowed:	6	at Texas A&M (Apr 18, 2015)
Triples allowed:	1	(6 games)
Homers allowed:	4	vs Loyola Marymount (Mar 08, 2015)
Wild pitches:	5	vs Mississippi State (Apr 25, 2015)
Hit batters:	6	vs Kentucky (Apr 11, 2015)

Individual Batting

At bats:	6	(6 games)
Runs scored:	5	Andrew Benintendi vs Mississippi Valley (Apr 08, 2015)
Hits:	4	Tyler Spoon vs Mississippi Valley (Apr 07, 2015)
	4	Brett McAfee vs Stephen F. Austin (Apr 15, 2015)
	4	Michael Bernal at Georgia (May 15, 2015)
RBIs:	5	Andrew Benintendi vs Loyola Marymount (Mar 07, 2015)
Doubles:	2	(6 games)
Triples:	2	Bobby Wernes vs North Dakota (Feb 14, 2015)
Home runs:	2	Andrew Benintendi vs Mississippi Valley (Apr 08, 2015)
	2	Andrew Benintendi vs Kentucky (Apr 10, 2015)
Total bases:	9	Andrew Benintendi vs Mississippi Valley (Apr 08, 2015)
Walks:	3	(8 games)
Strikeouts:	4	Andrew Benintendi at Texas A&M (Apr 18, 2015)
Sac hits:	2	Clark Eagan vs St. John's (May 31, 2015 at Stillwater, Okla.)
Sac flies:	2	Tyler Spoon vs Ole Miss (Mar 26, 2015)
Stolen bases:	3	Andrew Benintendi vs Stephen F. Austin (Apr 15, 2015)
Hit by pitch:	2	Michael Bernal vs Tennessee (May 19, 2015 at Hoover, Ala.)
Caught stealing:	1	(23 games)
Runners LOB:	8	Michael Bernal vs Loyola Marymount (Mar 08, 2015)

Fielding

Putouts:	17	Clark Eagan vs Mississippi State (Apr 26, 2015)
Assists:	7	Rick Nomura at South Alabama (Feb 21, 2015)
	7	Brett McAfee vs Mississippi State (Apr 26, 2015)
	7	Bobby Wernes at Alabama (May 2, 2015)
Errors:	2	Trey Killian at Georgia (May 14, 2015)
	2	Carson Shaddy vs LSU (May 21, 2015 at Hoover, Ala.)
Passed balls:	2	Carson Shaddy vs Gonzaga (Mar 11, 2015)

Pitching

Innings pitched:	9.0	Keaton McKinney vs Kentucky (Apr 12, 2015)
	9.0	Keaton McKinney at Alabama (May 2, 2015)
Runs allowed:	11	Trey Killian at Texas A&M (Apr 18, 2015)
Earned runs:	11	Trey Killian at Texas A&M (Apr 18, 2015)
Walks allowed:	6	Dominic Taccolini vs Ole Miss (Mar 26, 2015)
Strikeouts:	9	Dominic Taccolini vs Loyola Marymount (Mar 07, 2015)
	9	Trey Killian at Alabama (Apr 30, 2015)
Hits allowed:	11	Trey Killian at Texas A&M (Apr 18, 2015)
Doubles allowed:	5	Trey Killian at Texas A&M (Apr 18, 2015)
Triples allowed:	1	(6 games)
Homers allowed:	2	Keaton McKinney vs Loyola Marymount (Mar 08, 2015)
	2	Trey Killian vs Ole Miss (Mar 27, 2015)
	2	Trey Killian vs Missouri State (Jun 05, 2015)
Wild pitches:	4	Dominic Taccolini vs Mississippi State (Apr 25, 2015)
Hit batters:	3	Parker Sanburn vs Loyola Marymount (Mar 07, 2015)
	3	Dominic Taccolini at Vanderbilt (Mar 14, 2015)



Andrew Benintendi had a pair multi-homer games, including a two home run performance in a 5-3 win over Kentucky on April 10.



Keaton McKinney pitched two nine-inning complete games, including a 7-3 victory over Kentucky on April 12.

2015 OVERALL STATISTICS

2015 RECORD: 40-25 • **HOME:** 23-12 • **AWAY:** 13-6 • **NEUTRAL:** 4-7 • **SEC:** 17-12 • **NCAA TOURNAMENT:** 5-3

Individual Hitting

#	Player	AVG	GP	GS	AB	R	H	2B	3B	HR	RBI	TB	SLG%	BB	HBP	SO	GDP	OB%	SF	SH	SB	ATT	PO	A	E	FLD%
16	Andrew Benintendi	.376	65	64	226	62	85	13	2	20	57	162	.717	50	5	32	2	.488	6	1	24	28	116	2	3	.975
8	Tyler Spoon	.327	64	63	245	38	80	20	1	6	54	120	.490	13	6	33	7	.365	7	2	10	12	115	5	1	.992
1	Rick Nomura	.298	57	50	188	39	56	11	1	4	20	81	.431	20	4	25	4	.370	4	0	3	5	84	163	3	.988
9	Clark Eagan	.288	60	56	229	45	66	13	4	2	31	93	.406	21	8	37	4	.364	3	4	2	6	424	26	4	.991
7	Bobby Wernes	.279	65	64	233	50	65	7	6	5	27	99	.425	28	8	35	7	.374	1	5	3	4	33	115	8	.949
10	Joe Serrano	.278	60	57	227	46	63	13	1	4	35	90	.396	34	2	45	5	.375	1	4	6	8	119	4	1	.992
3	Michael Bernal	.269	56	55	175	23	47	5	0	4	30	64	.366	29	10	40	7	.398	2	5	2	7	109	162	11	.961
---	---																									
20	Carson Shaddy	.337	44	14	89	15	30	5	1	3	19	46	.517	9	5	26	4	.427	0	0	1	2	132	19	7	.956
5	Brett McAfee	.287	50	41	157	26	45	6	0	2	23	57	.363	11	3	38	3	.339	3	2	3	4	39	76	5	.958
29	Cullen Gassaway	.283	24	15	53	8	15	3	0	3	10	27	.509	8	1	17	1	.381	1	0	0	0	111	6	1	.992
24	Chad Spanberger	.252	42	27	107	8	27	5	2	0	21	36	.336	12	2	31	1	.336	1	1	1	1	33	3	0	1.000
44	Alex Gosser	.240	31	17	50	3	12	2	0	0	2	14	.280	5	0	11	4	.309	0	1	0	1	99	11	0	1.000
27	Tucker Pennell	.200	44	38	95	9	19	3	0	0	7	22	.232	7	3	22	3	.271	2	4	0	0	258	38	5	.983
17	Luke Bonfield	.177	28	17	62	11	11	1	0	0	7	12	.194	16	0	18	1	.346	0	0	0	0	4	0	0	1.000
12	Max Hogan	.091	14	6	22	4	2	0	0	0	0	2	.091	10	0	5	1	.375	0	0	0	0	4	1	1	.833
6	Blake Wiggins	.000	3	0	3	0	0	0	0	0	0	0	.000	0	0	0	0	.000	0	0	0	0	0	0	0	.000
33	Krisjon Wilkerson	.000	1	1	3	0	0	0	0	0	0	0	.000	0	0	3	0	.000	0	0	0	0	0	0	0	.000
Totals		**.288**	**65**	**65**	**2164**	**387**	**623**	**107**	**18**	**53**	**343**	**925**	**.427**	**273**	**57**	**418**	**54**	**.377**	**31**	**29**	**55**	**78**	**1712**	**728**	**63**	**.975**
Opponents		**.256**	**65**	**65**	**2119**	**304**	**543**	**80**	**6**	**35**	**275**	**740**	**.349**	**282**	**70**	**484**	**49**	**.359**	**23**	**34**	**76**	**112**	**1668**	**672**	**74**	**.969**

LOB - Team (501), Opp (513). DPs turned - Team (64), Opp (65). CI - Team (1), Pennell, T. 1, Opp (2). IBB - Team (9), Benintendi A. 5, Wernes, B. 2, Bernal, M. 1, Pennell, T. 1, Opp (6).
Picked off - Benintendi A. 5, Eagan, C. 2, Bernal, M. 1, Bonfield, L. 1, Spanberger C 1, Shaddy, C. 1, McAfee, B. 1.

Individual Pitching

#	Player	ERA	W	L	APP	GS	CG	SHO	CBO	SV	IP	H	R	ER	BB	SO	2B	3B	HR	AB	B/Avg	WP	HBP	BK	SFA	SHA
11	Keaton McKinney	3.21	6	2	21	18	2	1	2	0	87.0	71	34	31	38	46	10	0	6	316	.225	4	6	0	3	4
25	Dominic Taccolini	4.32	6	4	17	13	0	0	1	2	77.0	67	43	37	41	67	10	0	5	279	.240	10	10	0	1	5
21	Trey Killian	4.76	3	5	15	15	0	0	0	0	87.0	99	49	46	24	62	22	0	9	339	.292	2	8	0	3	6
---	---																									
32	Zach Jackson	2.10	5	1	27	3	0	0	1	9	60.0	43	18	14	38	89	4	0	2	219	.196	9	2	1	1	1
35	Jackson Lowery	3.22	7	1	22	3	0	0	1	0	58.2	54	26	21	21	36	7	1	3	212	.255	3	10	0	2	6
38	Lance Phillips	3.34	2	3	25	0	0	0	2	0	32.1	35	21	12	12	30	3	2	1	128	.273	3	7	2	2	2
28	James Teague	3.36	6	4	23	10	0	0	1	2	59.0	55	28	22	33	49	8	0	1	212	.259	4	4	0	4	3
13	Josh Alberius	3.77	1	2	22	0	0	0	0	1	31.0	31	14	13	10	20	7	1	2	118	.263	3	1	0	1	3
30	Jacob Stone	4.41	3	2	19	2	0	0	0	1	32.2	31	20	16	21	28	3	2	1	109	.284	1	7	2	4	3
36	Cannon Chadwick	7.04	1	0	12	1	0	0	2	0	15.1	20	13	12	17	10	1	0	0	58	.345	0	4	0	2	0
48	Jonah Patten	7.90	0	0	11	0	0	0	2	0	13.2	16	13	12	9	20	1	0	2	57	.281	4	5	3	0	1
39	Kyle Pate	8.64	0	0	12	0	0	0	2	0	8.1	11	9	8	9	14	1	0	1	36	.306	2	2	0	0	0
34	Parker Sanburn	15.58	0	1	11	0	0	0	3	0	8.2	10	16	15	9	13	3	0	2	36	.278	3	4	0	0	0
Totals		**4.08**	**40**	**25**	**65**	**65**	**2**	**5**	**4**	**15**	**570.2**	**543**	**304**	**259**	**282**	**484**	**80**	**6**	**35**	**2119**	**.256**	**48**	**70**	**8**	**23**	**34**
Opponents		**5.57**	**25**	**40**	**65**	**65**	**3**	**4**	**3**	**9**	**556.0**	**623**	**387**	**344**	**273**	**418**	**107**	**18**	**53**	**2164**	**.288**	**52**	**57**	**5**	**31**	**29**

PB - Team (9), Shaddy, C. 7, Pennell, T. 2, Opp (11). Pickoffs - Team (18), McKinney, K. 4, Stone, J. 3, Teague, J. 3, Gosser, A. 2, Pennell, T. 1, Chadwick, C. 1, Jackson, Z. 1, Patten, J. 1, Phillips, L. 1, Killian, T. 1, Opp (11). SBA/ATT - Pennell, T. (36-56), Shaddy, C. (21-28), Gosser, A. (19-27), Jackson, Z. (14-17), Teague, J. (13-17), Killian, T. (8-17), Taccolini, D. (9-16), McKinney, K. (9-13), Lowery, J. (7-9), Alberius, J. (4-7), Phillips, L. (4-7), Stone, J. (3-4), Sanburn, P. (2-2), Patten, J. (1-1), Pate, K. (1-1), Chadwick, C. (1-1).

Position Player Fielding

#	Player	C	PO	A	E	FLD%	DPs	SBA	CSB	SBA%	PB	CI
44	Alex Gosser	110	99	11	0	1.000	1	19	8	.704	0	0
24	Chad Spanberger	36	33	3	0	1.000	4	0	0	-	0	0
17	Luke Bonfield	4	4	0	0	1.000	0	0	0	-	0	0
10	Joe Serrano	124	119	4	1	.992	3	0	0	-	0	0
8	Tyler Spoon	121	115	5	1	.992	2	0	0	-	0	0
29	Cullen Gassaway	118	111	6	1	.992	10	0	0	-	0	0
9	Clark Eagan	454	424	26	4	.991	38	0	0	-	0	0
1	Rick Nomura	250	84	163	3	.988	40	0	0	-	0	0
27	Tucker Pennell	301	258	38	5	.983	5	36	20	.643	2	1
16	Andrew Benintendi	121	116	2	3	.975	0	0	0	-	0	0
3	Michael Bernal	282	109	162	11	.961	33	0	0	-	0	0
5	Brett McAfee	120	39	76	5	.958	19	0	0	-	0	0
20	Carson Shaddy	158	132	19	7	.956	1	21	7	.750	7	0
7	Bobby Wernes	156	33	115	8	.949	12	0	0	-	0	0
12	Max Hogan	6	4	1	1	.833	0	0	0	-	0	0
33	Krisjon Wilkerson	0	0	0	0	.000	0	0	0	-	0	0
6	Blake Wiggins	0	0	0	0	.000	0	0	0	-	0	0

Position Player Fielding

#	Player	C	PO	A	E	FLD%	DPs	SBA	CSB	SBA%	PB	CI
25	Dominic Taccolini	24	9	15	0	1.000	0	9	7	.563	0	0
28	James Teague	15	3	12	0	1.000	0	13	4	.765	0	0
13	Josh Alberius	10	2	8	0	1.000	0	4	3	.571	0	0
32	Zach Jackson	5	1	4	0	1.000	0	14	3	.824	0	0
36	Cannon Chadwick	5	1	4	0	1.000	0	1	0	1.000	0	0
48	Jonah Patten	4	2	2	0	1.000	0	1	0	1.000	0	0
11	Keaton McKinney	21	2	17	2	.905	0	9	4	.692	0	0
38	Lance Phillips	8	2	5	1	.875	0	4	3	.571	0	0
21	Trey Killian	17	4	10	3	.824	1	8	9	.471	0	0
30	Jacob Stone	10	3	5	2	.800	2	3	1	.750	0	0
35	Jackson Lowery	19	2	13	4	.789	0	7	2	.778	0	0
34	Parker Sanburn	4	1	2	1	.750	1	2	0	1.000	0	0
39	Kyle Pate	0	0	0	0	.000	0	1	0	1.000	0	0
Totals		**2503**	**1712**	**728**	**63**	**.975**	**64**	**76**	**36**	**.679**	**9**	**1**
Opponents		**2414**	**1668**	**672**	**74**	**.969**	**65**	**55**	**23**	**.705**	**11**	**2**

Hitting minimums - 1 Games 2.5 AB/Game
Pitching minimums - 1 Games 20% of Games 1.0 IP/Game

2015 SEC RECORD: 17-12 • **HOME:** 8-6 • **AWAY:** 9-6

Individual Hitting

#	Player	AVG	GP	GS	AB	R	H	2B	3B	HR	RBI	TB	SLG%	BB	HBP	SO	GDP	OB%	SF	SH	SB	ATT	PO	A	E	FLD%
16	Andrew Benintendi	.443	29	29	106	26	47	7	0	8	21	78	.736	17	4	17	0	.527	2	0	13	14	49	1	1	.980
8	Tyler Spoon	.318	29	29	110	13	35	5	0	3	22	49	.445	7	2	14	6	.355	5	2	3	4	55	4	0	1.000
9	Clark Eagan	.303	27	26	109	24	33	6	1	1	8	44	.404	10	6	17	2	.392	0	0	1	3	223	16	3	.988
10	Joe Serrano	.277	28	27	112	21	31	6	1	2	20	45	.402	10	1	22	1	.341	0	3	3	3	60	1	0	1.000
3	Michael Bernal	.270	28	28	89	10	24	3	0	2	16	33	.371	14	7	19	2	.405	1	4	1	4	50	88	5	.965
7	Bobby Wernes	.240	29	29	104	18	25	4	0	2	7	35	.337	13	4	19	3	.347	0	3	3	3	15	48	3	.955

1	Rick Nomura	.250	23	18	68	16	17	4	0	3	7	30	.441	8	2	13	1	.342	1	0	0	0	35	57	1	.989
29	Cullen Gassaway	.250	9	6	20	2	5	1	0	1	3	9	.450	1	0	7	0	.273	1	0	0	0	27	4	0	1.000
20	Carson Shaddy	.242	17	3	33	3	8	2	0	1	8	13	.394	3	2	11	1	.342	0	0	0	1	45	4	2	.961
5	Brett McAfee	.242	23	15	62	10	15	4	0	0	10	19	.306	4	0	14	1	.284	1	1	2	2	18	44	2	.969
44	Alex Gosser	.233	18	13	30	1	7	1	0	0	0	8	.267	3	0	6	3	.303	0	1	0	1	60	10	0	1.000
24	Chad Spanberger	.190	23	14	58	2	11	3	1	0	8	16	.276	4	1	22	0	.250	1	1	0	0	1	0	0	1.000
27	Tucker Pennell	.143	20	15	42	3	6	1	0	0	3	7	.167	1	0	15	0	.163	0	1	0	0	111	14	2	.984
17	Luke Bonfield	.133	12	8	30	4	4	0	0	0	5	4	.133	5	0	10	0	.257	0	0	0	0	0	0	0	.000
12	Max Hogan	.000	5	1	6	1	0	0	0	0	0	0	.000	2	0	3	0	.250	0	0	0	0	0	0	0	.000
Totals		**.274**	**29**	**29**	**979**	**154**	**268**	**47**	**3**	**23**	**138**	**390**	**.398**	**102**	**29**	**209**	**20**	**.356**	**12**	**16**	**26**	**35**	**765**	**328**	**23**	**.979**
Opponents		**.271**	**29**	**29**	**974**	**143**	**264**	**38**	**4**	**17**	**134**	**361**	**.371**	**132**	**32**	**211**	**19**	**.373**	**8**	**13**	**27**	**43**	**756**	**296**	**35**	**.968**

LOB - Team (229), Opp (251). DPs turned - Team (26), Opp (23). CI - Team (0), Opp (1). IBB - Team (5), Wernes, B. 2, Benintendi A. 2, Bernal, M. 1, Opp (4). Picked off - Benintendi A. 4, Bernal, M. 1.

Individual Pitching

#	Player	ERA	W	L	APP	GS	CG	SHO	CBO	SV	IP	H	R	ER	BB	SO	2B	3B	HR	AB	B/Avg	WP	HBP	BK	SFA	SHA
11	Keaton McKinney	2.90	5	0	10	9	2	1	1	0	49.2	44	18	16	17	22	5	0	3	186	.237	0	0	0	1	2
32	Zach Jackson	3.13	2	0	14	0	0	0	0	5	31.2	24	14	11	21	50	2	0	2	120	.200	4	2	0	1	0
25	Dominic Taccolini	4.86	3	2	10	8	0	0	1	1	46.1	43	30	25	32	37	5	0	2	170	.253	7	5	0	0	3
21	Trey Killian	5.34	2	4	10	10	0	0	0	0	57.1	68	37	34	20	42	16	0	6	230	.296	1	4	0	1	3

39	Kyle Pate	0.00	0	0	2	0	0	0	0	0	2.0	0	0	0	2	3	0	0	0	6	.000	0	1	0	0	0
38	Lance Phillips	1.35	0	1	7	0	0	0	0	0	6.2	9	4	1	2	6	2	0	0	29	.310	2	4	0	0	0
13	Josh Alberius	2.08	0	1	7	0	0	0	0	0	8.2	7	2	2	3	3	1	1	0	29	.241	1	0	0	1	2
35	Jackson Lowery	2.40	4	1	6	0	0	0	0	0	15.0	18	5	4	4	13	0	1	0	60	.300	1	5	0	0	1
28	James Teague	4.24	1	2	9	2	0	0	0	2	17.0	20	8	8	7	15	3	0	0	64	.313	0	0	0	1	1
48	Jonah Patten	5.06	0	0	4	0	0	0	0	0	5.1	7	3	3	5	5	1	0	1	21	.333	2	3	1	0	0
30	Jacob Stone	9.00	0	1	7	0	0	0	0	0	11.0	14	11	11	12	11	2	2	1	38	.368	1	5	1	2	1
36	Cannon Chadwick	16.20	0	0	2	0	0	0	0	0	3.1	6	6	6	5	2	0	0	0	13	.462	0	2	0	1	0
34	Parker Sanburn	45.00	0	0	3	0	0	0	0	0	1.0	4	5	5	2	2	1	0	2	8	.500	1	1	0	0	0
Totals		**4.45**	**17**	**12**	**29**	**29**	**2**	**2**	**1**	**8**	**255.0**	**264**	**143**	**126**	**132**	**211**	**38**	**4**	**17**	**974**	**.271**	**20**	**32**	**2**	**8**	**13**
Opponents		**4.79**	**12**	**17**	**29**	**29**	**1**	**1**	**1**	**6**	**252.0**	**268**	**154**	**134**	**102**	**209**	**47**	**3**	**23**	**979**	**.274**	**22**	**29**	**1**	**12**	**16**

PB - Team (5), Shaddy, C. 3, Pennell, T. 2, Opp (4). Pickoffs - Team (6), Patten, J. 1, Gosser, A. 1, Pennell, T. 1, Teague, J. 1, Killian, T. 1, Stone, J. 1, Opp (5). SBA/ATT - Pennell, T. (13-21), Gosser, A. (11-19), Taccolini, D. (8-13), McKinney, K. (5-7), Killian, T. (3-7), Teague, J. (3-4), Jackson, Z. (4-4), Alberius, J. (2-3), Shaddy, C. (3-3), Lowery, J. (1-2), Stone, J. (1-2), Phillips, L. (0-1).

Position Player Fielding

#	Player	C	PO	A	E	FLD%	DPs	SBA	CSB	SBA%	PB	CI
44	Alex Gosser	70	60	10	0	1.000	0	11	8	.579	0	0
10	Joe Serrano	61	60	1	0	1.000	1	0	0	-	0	0
8	Tyler Spoon	59	55	4	0	1.000	2	0	0	-	0	0
29	Cullen Gassaway	31	27	4	0	1.000	4	0	0	-	0	0
24	Chad Spanberger	1	1	0	0	1.000	0	0	0	-	0	0
1	Rick Nomura	93	35	57	1	.989	13	0	0	-	0	0
9	Clark Eagan	242	223	16	3	.988	18	0	0	-	0	0
27	Tucker Pennell	127	111	14	2	.984	2	13	8	.619	2	0
16	Andrew Benintendi	51	49	1	1	.980	0	0	0	-	0	0
5	Brett McAfee	64	18	44	2	.969	11	0	0	-	0	0
3	Michael Bernal	143	50	88	5	.965	14	0	0	-	0	0
20	Carson Shaddy	51	45	4	2	.961	1	3	0	1.000	3	0
7	Bobby Wernes	66	15	48	3	.955	4	0	0	-	0	0
17	Luke Bonfield	0	0	0	0	.000	0	0	0	-	0	0
12	Max Hogan	0	0	0	0	.000	0	0	0	-	0	0

Position Player Fielding

#	Player	C	PO	A	E	FLD%	DPs	SBA	CSB	SBA%	PB	CI
25	Dominic Taccolini	13	6	7	0	1.000	0	8	5	.615	0	0
13	Josh Alberius	5	2	3	0	1.000	0	2	1	.667	0	0
35	Jackson Lowery	4	0	4	0	1.000	0	1	1	.500	0	0
28	James Teague	3	1	2	0	1.000	0	3	1	.750	0	0
32	Zach Jackson	3	1	2	0	1.000	0	4	0	1.000	0	0
48	Jonah Patten	2	1	1	0	1.000	0	0	0	-	0	0
36	Cannon Chadwick	1	0	1	0	1.000	0	0	0	-	0	0
11	Keaton McKinney	12	0	11	1	.917	0	5	2	.714	0	0
21	Trey Killian	11	4	5	2	.818	1	3	4	.429	0	0
30	Jacob Stone	3	1	1	1	.667	1	1	1	.500	0	0
34	Parker Sanburn	0	0	0	0	.000	0	0	0	-	0	0
39	Kyle Pate	0	0	0	0	.000	0	0	0	-	0	0
38	Lance Phillips	0	0	0	0	.000	0	0	1	.000	0	0
Totals		**1116**	**765**	**328**	**23**	**.979**	**26**	**27**	**16**	**.628**	**5**	**0**
Opponents		**1087**	**756**	**296**	**35**	**.968**	**23**	**26**	**9**	**.743**	**4**	**1**

Hitting minimums - 1 Games 2.5 AB/Game
Pitching minimums - 1 Games 20% of Games 1.0 IP/Game

GAME-BY-GAME HITTING

2015 RECORD: 40-25 • **HOME:** 23-12 • **AWAY:** 13-6 • **NEUTRAL:** 4-7 • **SEC:** 17-12 • **NCAA TOURNAMENT:** 5-3

Date	Opponent	AB	R	H	RBI	2B	3B	HR	BB	IBB	SB	CS	HBP	SAC	SF	GDP	K	PO	A	E	Avg
Feb 13, 2015	NORTH DAKOTA	39	11	18	8	3	1	0	4	0	3	1	0	0	1	0	3	27	9	0	.462
Feb 14, 2015	NORTH DAKOTA	39	13	16	12	4	3	4	6	0	0	1	2	0	1	1	3	27	11	0	.436
Feb 14, 2015	NORTH DAKOTA	36	12	14	11	2	1	0	4	0	0	1	2	0	1	0	8	27	11	0	.421
Feb 20, 2015	vs. UCF^	35	5	11	5	1	0	2	4	0	0	1	1	0	1	1	7	27	7	1	.396
Feb 21, 2015	at South Alabama^	39	7	14	5	3	0	0	2	0	2	0	1	1	0	1	6	27	15	0	.388
Feb 22, 2015	vs. Maryland^	36	6	10	6	0	0	2	3	0	0	0	0	0	0	1	6	24	13	5	.371
Mar 02, 2015	EASTERN ILLINOIS	24	4	7	3	1	1	0	4	0	0	0	0	0	0	1	5	21	11	0	.363
Mar 02, 2015	EASTERN ILLINOIS	22	8	5	8	1	0	2	7	0	1	0	0	0	1	0	5	21	9	1	.352
Mar 03, 2015	EASTERN ILLINOIS	27	7	9	3	1	0	1	10	0	1	0	0	1	0	2	6	27	10	0	.350
Mar 06, 2015	LOYOLA MARYMOUNT	28	2	8	1	1	0	0	4	0	0	2	0	0	0	0	9	27	4	1	.345
Mar 07, 2015	LOYOLA MARYMOUNT	34	13	14	11	1	0	1	5	0	3	0	1	0	2	2	4	27	14	1	.351
Mar 08, 2015	LOYOLA MARYMOUNT	29	0	3	0	0	0	0	5	0	0	0	2	0	0	1	3	27	13	0	.332
Mar 10, 2015	GONZAGA	30	2	4	1	1	1	0	6	0	0	0	0	1	0	1	7	27	9	0	.318
Mar 11, 2015	GONZAGA	36	5	10	5	3	1	2	0	0	0	1	0	0	0	1	2	27	17	3	.315
Mar 14, 2015	at Vanderbilt*	46	7	12	7	2	1	2	3	0	0	0	1	0	2	1	14	34	7	2	.310
Mar 14, 2015	at Vanderbilt*	32	1	7	1	2	0	1	2	0	0	0	0	0	0	2	13	24	11	2	.305
Mar 15, 2015	at Vanderbilt*	28	0	3	0	0	0	0	4	0	1	0	2	1	0	1	7	25	5	0	.295
Mar 17, 2015	SOUTHEAST MISSOURI	31	4	8	4	4	0	0	6	0	1	0	3	0	0	0	7	27	11	2	.293
Mar 18, 2015	SOUTHEAST MISSOURI	37	11	12	9	3	0	1	10	0	1	1	0	0	1	1	7	27	16	2	.295
Mar 19, 2015	LSU*	34	5	11	4	0	0	0	6	0	2	0	1	1	0	0	6	27	14	0	.296
Mar 20, 2015	LSU*	32	3	7	3	0	0	1	3	0	1	0	0	0	1	1	7	27	17	1	.293
Mar 21, 2015	LSU*	34	4	10	4	2	0	1	7	0	0	1	4	0	0	1	6	27	13	0	.293
Mar 24, 2015	vs. Memphis%	35	4	9	4	1	0	2	1	0	0	0	1	0	0	0	2	27	13	1	.291
Mar 25, 2015	at Memphis	32	7	8	6	2	1	1	7	0	3	0	0	1	1	1	6	27	17	2	.289
Mar 26, 2015	OLE MISS*	37	10	15	9	4	1	0	1	0	3	0	0	1	3	0	4	27	7	0	.294
Mar 27, 2015	OLE MISS*	36	4	9	4	0	0	1	4	0	3	1	1	1	0	0	10	27	7	0	.293
Mar 28, 2015	OLE MISS*	30	5	7	4	0	0	1	4	0	1	0	2	0	0	0	7	27	9	2	.291
Mar 31, 2015	MISSOURI STATE	32	0	6	0	3	0	0	4	0	0	0	0	0	0	1	8	27	12	1	.287
Apr 03, 2015	at Auburn*	37	10	13	10	4	0	2	1	0	2	1	1	0	1	1	6	27	9	1	.290
Apr 04, 2015	at Auburn*	32	2	6	1	3	0	0	2	2	1	0	0	0	0	1	9	25	15	2	.286
Apr 05, 2015	at Auburn*	38	6	11	6	1	0	1	7	2	1	0	0	1	0	0	3	27	14	0	.286
Apr 07, 2015	MISSISSIPPI VALLEY	35	8	11	8	1	1	1	5	0	0	0	2	0	0	1	4	27	12	0	.287
Apr 08, 2015	MISSISSIPPI VALLEY	41	14	17	14	3	0	3	8	0	0	0	1	0	0	0	6	27	7	1	.292
Apr 10, 2015	KENTUCKY*	34	5	11	4	0	0	2	4	0	1	0	0	0	0	0	7	27	15	1	.293
Apr 11, 2015	KENTUCKY*	35	4	7	2	3	0	0	2	0	0	0	1	0	0	0	6	27	13	1	.290
Apr 12, 2015	KENTUCKY*	31	7	13	7	1	0	1	2	0	0	1	2	2	0	2	3	27	14	0	.293
Apr 14, 2015	STEPHEN F. AUSTIN	30	8	10	7	2	1	0	7	0	0	0	1	0	2	2	2	27	17	0	.294
Apr 15, 2015	STEPHEN F. AUSTIN	35	15	15	14	4	1	1	7	0	4	0	1	1	1	1	4	27	11	0	.298
Apr 18, 2015	at Texas A&M*	35	6	8	6	0	0	1	5	0	0	1	0	0	0	0	14	24	9	0	.296
Apr 18, 2015	at Texas A&M*	41	9	14	8	3	1	0	4	0	2	0	1	0	0	0	9	27	12	1	.298
Apr 19, 2015	at Texas A&M*	31	8	9	8	2	0	0	3	0	2	0	0	1	1	0	7	21	8	0	.297
Apr 24, 2015	MISSISSIPPI STATE*	30	7	9	6	2	0	1	7	0	1	0	1	1	0	3	10	27	9	0	.298
Apr 25, 2015	MISSISSIPPI STATE*	30	6	8	6	2	0	0	5	1	0	0	2	1	0	1	5	27	14	0	.297
Apr 26, 2015	MISSISSIPPI STATE*	32	1	6	1	0	0	0	4	0	1	0	2	0	0	1	8	27	18	2	.295
Apr 30, 2015	at Alabama*	34	5	9	4	3	0	1	2	0	0	1	0	0	1	1	5	27	5	1	.294
May 1, 2015	at Alabama*	33	8	7	6	2	0	0	6	0	2	0	1	0	0	1	7	27	9	0	.292
May 2, 2015	at Alabama*	32	4	9	4	3	0	2	4	0	0	2	0	1	1	0	7	27	15	1	.292
May 08, 2015	TENNESSEE*	33	4	8	4	1	0	2	3	0	0	1	0	1	0	0	7	27	10	1	.291
May 10, 2015	TENNESSEE*	26	5	9	4	1	0	1	0	0	0	0	2	0	0	0	5	21	13	1	.292
May 12, 2015	at Creighton	35	6	12	4	1	1	1	6	0	0	3	0	0	0	2	6	27	11	1	.293
May 14, 2015	at Georgia*	33	1	8	1	0	0	0	2	0	0	0	2	0	0	2	8	24	8	4	.292
May 15, 2015	at Georgia*	40	9	13	6	3	0	2	1	0	1	0	1	3	1	0	6	27	14	0	.293
May 16, 2015	at Georgia*	33	8	9	8	3	0	0	4	0	1	0	2	1	1	1	3	27	14	0	.292
May 19, 2015	vs. Tennessee!	34	2	10	2	2	0	0	5	0	1	1	4	1	0	0	8	27	10	0	.292
May 20, 2015	vs. Florida!	34	7	10	7	1	1	2	7	1	0	1	2	0	1	1	11	27	14	2	.292
May 21, 2015	vs. LSU!	35	5	8	4	0	0	0	3	0	0	0	0	0	0	0	6	27	8	6	.291
May 22, 2015	vs. Florida!	22	0	3	0	0	0	0	3	0	2	0	0	1	0	1	11	20	12	1	.289
May 29, 2015	vs. Oral Roberts+	31	8	12	8	3	1	0	1	0	1	1	0	1	0	2	3	27	4	0	.291
May 30, 2015	at Oklahoma State+	34	7	8	4	1	0	0	4	0	2	0	0	1	0	1	7	27	9	1	.290
May 31, 2015	vs. St. John's+	33	4	11	4	1	0	1	2	1	0	0	0	2	1	2	5	27	13	1	.291
Jun 05, 2015	MISSOURI STATE%	40	18	18	18	4	0	2	7	1	1	0	1	1	3	1	4	27	12	2	.294
Jun 06, 2015	MISSOURI STATE%	27	1	1	0	0	0	0	4	0	0	0	0	0	0	1	8	27	9	0	.290
Jun 07, 2015	MISSOURI STATE%	33	3	7	3	0	0	0	2	0	1	0	1	0	1	0	5	27	6	1	.289
Jun 13, 2015	vs. Virginia#	30	3	7	3	1	0	1	3	0	1	0	2	0	1	3	7	27	14	0	.288
Jun 15, 2015	vs. Miami#	35	3	9	3	1	0	0	5	1	1	0	0	1	0	1	8	24	9	4	.288
	Totals	**2164**	**387**	**623**	**343**	**107**	**18**	**53**	**273**	**9**	**55**	**23**	**57**	**29**	**31**	**54**	**418**	**1712**	**728**	**63**	**.288**

*^ - South Alabama Tournament • * - SEC Game • % - Played in North Little Rock • ! - SEC Tournament*
+ - NCAA Stillwater Regional • $ - NCAA Fayetteville Super Regional • # - College World Series

2015 RECORD: 40-25 • **HOME:** 23-12 • **AWAY:** 13-6 • **NEUTRAL:** 4-7 • **SEC:** 17-12 • **NCAA TOURNAMENT:** 5-3

Date	Opponent	IP	H	R	ER	BB	SO	2B	3B	HR	WP	BK	HBP	DP	IBB	Score	W	L	SV	ERA
Feb 13, 2015	NORTH DAKOTA	9.0	7	4	4	5	13	2	0	0	0	0	2	0	0	11-4	1	0	0	4.00
Feb 14, 2015	NORTH DAKOTA	9.0	5	2	2	1	13	0	0	1	0	0	1	1	0	13-2	2	0	0	3.00
Feb 14, 2015	NORTH DAKOTA	9.0	7	1	1	4	13	0	0	0	0	0	1	2	0	12-1	3	0	0	2.33
Feb 20, 2015	vs. UCF^	9.0	13	9	9	7	11	4	0	1	2	0	1	0	0	5-9	3	1	0	4.00
Feb 21, 2015	at South Alabama	9.0	5	0	0	9	4	0	0	0	1	0	0	5	0	7-0	4	1	0	3.20
Feb 22, 2015	vs. Maryland^	8.0	13	13	7	4	7	1	0	0	2	1	3	1	0	6-13	4	2	0	3.91
Mar 02, 2015	EASTERN ILLINOIS	7.0	3	1	1	3	5	0	0	0	2	0	2	3	0	4-1	5	2	1	3.60
Mar 02, 2015	EASTERN ILLINOIS	7.0	3	1	0	5	7	0	0	0	0	0	0	1	0	8-1	6	2	1	3.22
Mar 03, 2015	EASTERN ILLINOIS	9.0	2	0	0	4	10	0	0	0	1	1	1	0	0	7-0	7	2	1	2.84
Mar 06, 2015	LOYOLA MARYMOUNT	9.0	5	1	1	1	8	0	0	0	1	1	1	0	0	2-1	8	2	1	2.65
Mar 07, 2015	LOYOLA MARYMOUNT	9.0	7	7	6	3	13	2	0	1	1	0	3	1	0	13-7	9	2	1	2.97
Mar 08, 2015	LOYOLA MARYMOUNT	9.0	11	9	9	5	6	1	0	4	0	0	2	0	0	0-9	9	3	1	3.50
Mar 10, 2015	GONZAGA	9.0	7	6	6	6	10	2	0	1	1	0	1	1	1	2-6	9	4	1	3.70
Mar 11, 2015	GONZAGA	9.0	10	15	14	13	6	0	0	0	4	0	3	3	0	5-15	9	5	1	4.46
Mar 14, 2015	at Vanderbilt*	11.1	11	8	5	9	15	1	1	1	1	0	1	1	0	7-8	9	6	1	4.42
Mar 14, 2015	at Vanderbilt*	8.0	13	9	5	6	7	3	0	1	1	0	5	1	0	1-9	9	7	1	4.49
Mar 15, 2015	at Vanderbilt*	8.1	3	1	1	2	8	1	0	0	0	0	0	0	2	0-1	9	8	1	4.30
Mar 17, 2015	SOUTHEAST MISSOURI	9.0	5	3	1	5	8	0	0	0	0	0	0	0	0	4-3	10	8	1	4.11
Mar 18, 2015	SOUTHEAST MISSOURI	9.0	14	12	10	6	5	2	0	1	1	0	1	2	0	11-12	10	9	1	4.43
Mar 19, 2015	LSU*	9.0	7	1	1	1	6	1	0	1	0	0	0	2	0	5-1	11	9	2	4.25
Mar 20, 2015	LSU*	9.0	21	16	16	7	2	1	1	1	0	0	1	2	0	3-16	11	10	2	4.82
Mar 21, 2015	LSU*	9.0	15	7	7	4	3	3	0	2	0	0	1	1	0	4-7	11	11	2	4.93
Mar 24, 2015	vs. Memphis%	9.0	9	5	5	1	8	4	1	0	0	0	1	0	0	4-5	11	12	2	4.93
Mar 25, 2015	at Memphis	9.0	11	3	2	2	3	1	0	0	1	0	1	2	0	7-3	12	12	2	4.80
Mar 26, 2015	OLE MISS*	9.0	5	3	3	8	14	0	0	0	0	0	1	1	0	10-3	13	12	2	4.73
Mar 27, 2015	OLE MISS*	9.0	9	5	5	6	9	0	0	2	1	0	1	0	0	4-5	13	13	2	4.74
Mar 28, 2015	OLE MISS*	9.0	7	2	1	5	12	1	0	0	1	0	0	0	0	5-2	14	13	3	4.60
Mar 31, 2015	MISSOURI STATE	9.0	6	2	1	3	9	2	0	0	0	1	3	0	0	0-2	14	14	3	4.47
Apr 03, 2015	at Auburn*	9.0	10	7	6	6	8	3	0	0	0	0	0	0	1	10-7	15	14	3	4.52
Apr 04, 2015	at Auburn*	8.1	7	3	1	4	3	0	0	0	0	0	2	1	1	2-3	15	15	3	4.42
Apr 05, 2015	at Auburn*	9.0	11	4	4	6	2	2	0	0	0	0	2	2	0	6-4	16	15	4	4.40
Apr 07, 2015	MISSISSIPPI VALLEY	9.0	3	1	1	2	10	0	0	1	0	0	1	0	0	8-1	17	15	4	4.29
Apr 08, 2015	MISSISSIPPI VALLEY	9.0	9	0	0	5	12	0	0	0	1	0	1	1	0	14-0	18	15	4	4.16
Apr 10, 2015	KENTUCKY*	9.0	9	3	3	3	6	1	0	1	0	0	2	2	0	5-3	19	15	5	4.13
Apr 11, 2015	KENTUCKY*	9.0	15	16	16	11	8	1	1	1	3	0	6	4	0	4-16	19	16	5	4.47
Apr 12, 2015	KENTUCKY*	9.0	5	3	3	1	5	0	0	1	0	0	0	1	0	7-3	20	16	5	4.43
Apr 14, 2015	STEPHEN F. AUSTIN	9.0	8	2	2	2	6	0	0	1	1	0	0	1	0	8-2	21	16	5	4.36
Apr 15, 2015	STEPHEN F. AUSTIN	9.0	9	3	3	5	4	0	0	1	0	0	1	2	0	15-3	22	16	5	4.33
Apr 18, 2015	at Texas A&M*	8.0	16	13	13	4	6	6	0	1	1	2	2	1	0	6-13	22	17	5	4.57
Apr 18, 2015	at Texas A&M*	9.0	8	8	8	7	9	0	0	2	2	0	2	0	0	9-8	23	17	6	4.65
Apr 19, 2015	at Texas A&M*	7.0	7	2	2	6	6	1	0	0	0	0	0	1	0	8-2	24	17	6	4.61
Apr 24, 2015	MISSISSIPPI STATE*	9.0	15	6	6	3	11	1	0	1	0	0	1	0	0	7-6	25	17	6	4.65
Apr 25, 2015	MISSISSIPPI STATE*	9.0	4	1	1	5	7	1	0	0	5	0	1	0	0	6-1	26	17	6	4.56
Apr 26, 2015	MISSISSIPPI STATE*	9.0	11	2	1	3	1	0	0	0	1	0	0	1	0	1-2	26	18	6	4.48
Apr 30, 2015	at Alabama*	9.0	8	1	1	2	14	2	0	0	3	0	0	0	0	5-1	27	18	7	4.40
May 1, 2015	at Alabama*	9.0	12	4	3	7	12	1	0	0	0	0	0	1	0	8-4	28	18	8	4.37
May 2, 2015	at Alabama*	9.0	2	0	0	1	2	0	0	0	0	0	0	1	0	4-0	29	18	8	4.27
May 08, 2015	TENNESSEE*	9.0	10	5	4	2	8	2	0	1	1	0	2	1	0	4-5	29	19	8	4.27
May 10, 2015	TENNESSEE*	7.0	3	2	2	0	3	0	0	1	0	0	0	0	0	5-2	30	19	9	4.24
May 12, 2015	at Creighton	9.0	7	2	2	2	4	1	0	0	0	0	1	1	0	6-2	31	19	10	4.19
May 14, 2015	at Georgia*	8.0	9	10	7	7	8	3	0	0	0	0	1	0	0	1-10	31	20	10	4.26
May 15, 2015	at Georgia*	9.0	5	0	0	5	6	2	0	0	0	0	0	2	0	9-0	32	20	10	4.18
May 16, 2015	at Georgia*	9.0	6	1	1	1	10	1	1	0	0	0	1	0	0	8-1	33	20	10	4.11
May 19, 2015	vs. Tennessee!	9.0	4	1	1	0	7	2	0	0	0	0	1	0	0	2-1	34	20	10	4.05
May 20, 2015	vs. Florida!	9.0	8	6	6	6	6	3	0	0	3	0	2	2	0	7-6	35	20	11	4.09
May 21, 2015	vs. LSU!	9.0	12	10	3	1	4	4	0	0	1	1	0	0	0	5-10	35	21	11	4.07
May 22, 2015	vs. Florida!	6.2	11	10	8	5	2	1	1	0	1	0	1	1	0	0-10	35	22	11	4.16
May 29, 2015	vs. Oral Roberts+	9.0	12	6	6	2	10	2	0	1	1	0	0	0	0	8-6	36	22	12	4.19
May 30, 2015	at Oklahoma State+	9.0	6	5	4	9	8	1	0	1	2	0	0	1	0	7-5	37	22	13	4.19
May 31, 2015	vs. St. John's+	9.0	5	3	2	4	8	1	0	0	0	0	0	2	0	4-3	38	22	14	4.15
Jun 05, 2015	MISSOURI STATE$	9.0	10	4	4	3	2	1	0	2	0	0	1	3	0	18-4	39	22	14	4.15
Jun 06, 2015	MISSOURI STATE$	9.0	7	3	3	8	7	0	0	0	1	0	1	1	0	1-3	39	23	14	4.13
Jun 07, 2015	MISSOURI STATE$	9.0	8	2	1	3	12	1	0	0	0	1	0	0	0	3-2	40	23	15	4.08
Jun 13, 2015	vs. Virginia#	9.0	10	5	5	2	7	2	0	1	0	0	1	1	0	3-5	40	24	15	4.09
Jun 15, 2015	vs. Miami#	8.0	7	4	3	4	5	2	0	1	0	0	0	0	1	3-4	40	25	15	4.08
	Totals	**570.2**	**543**	**304**	**259**	**282**	**484**	**80**	**6**	**35**	**48**	**8**	**70**	**64**	**6**	**387-304**	**40**	**25**	**15**	**4.08**

*^ - South Alabama Tournament • * - SEC Game • % - Played in North Little Rock • ! - SEC Tournament*
+ - NCAA Stillwater Regional • $ - NCAA Fayetteville Super Regional • # - College World Series

DEFENSIVE STARTING LINEUPS

2015 RECORD: 40-25 • **HOME:** 23-12 • **AWAY:** 13-6 • **NEUTRAL:** 4-7 • **SEC:** 17-12 • **NCAA TOURNAMENT:** 5-3

Date	Opposing team	C	1B	2B	3B	SS	LF	CF	RF	DH
Feb 13, 2015	NORTH DAKOTA	Pennell	Eagan	Nomura	Wernes	McAfee	Serrano	Benintendi	Spoon	Bonfield
Feb 14, 2015	NORTH DAKOTA	Pennell	Eagan	Nomura	Wernes	McAfee	Serrano	Benintendi	Spoon	Bonfield
Feb 14, 2015	NORTH DAKOTA	Pennell	Gassaway	Bernal	Nomura	McAfee	Eagan	Benintendi	Spoon	Spanberger
Feb 20, 2015	vs. UCF^	Pennell	Eagan	Nomura	Wernes	McAfee	Serrano	Benintendi	Spoon	Bonfield
Feb 21, 2015	at South Alabama^	Shaddy	Eagan	Nomura	Wernes	McAfee	Serrano	Benintendi	Spoon	Spanberger
Feb 22, 2015	vs. Maryland^	Shaddy	Eagan	Nomura	Wernes	McAfee	Serrano	Benintendi	Spoon	Spanberger
Mar 02, 2015	EASTERN ILLINOIS	Pennell	Spanberger	Nomura	Wernes	McAfee	Eagan	Benintendi	Spoon	Hogan
Mar 02, 2015	EASTERN ILLINOIS	Shaddy	Eagan	Nomura	Wernes	Bernal	Serrano	Benintendi	Spoon	Bonfield
Mar 03, 2015	EASTERN ILLINOIS	Pennell	Eagan	Nomura	Wernes	Bernal	Serrano	Benintendi	Shaddy	Bonfield
Mar 06, 2015	LOYOLA MARYMOUNT	Pennell	Eagan	Nomura	Wernes	Bernal	Serrano	Benintendi	Spoon	Spanberger
Mar 07, 2015	LOYOLA MARYMOUNT	Pennell	Spanberger	Nomura	Wernes	Bernal	Eagan	Benintendi	Spoon	Hogan
Mar 08, 2015	LOYOLA MARYMOUNT	Shaddy	Eagan	Bernal	Wernes	McAfee	Hogan	Benintendi	Spoon	Spanberger
Mar 10, 2015	GONZAGA	Pennell	Gassaway	Nomura	Wernes	McAfee	Bonfield	Spoon	Shaddy	Wilkerson
Mar 11, 2015	GONZAGA	Shaddy	Eagan	Nomura	Wernes	Bernal	Hogan	Benintendi	Spoon	Spanberger
Mar 14, 2015	at Vanderbilt*	Pennell	Eagan	Nomura	Wernes	Bernal	Serrano	Benintendi	Spoon	Spanberger
Mar 14, 2015	at Vanderbilt*	Pennell	Eagan	Nomura	Wernes	Bernal	Serrano	Benintendi	Spoon	Spanberger
Mar 15, 2015	at Vanderbilt*	Gosser	Eagan	Nomura	Wernes	Bernal	Hogan	Benintendi	Spoon	Spanberger
Mar 17, 2015	SOUTHEAST MISSOURI	Pennell	Eagan	Nomura	Wernes	McAfee	Serrano	Benintendi	Spoon	Spanberger
Mar 18, 2015	SOUTHEAST MISSOURI	Gosser	Spanberger	Nomura	Wernes	Bernal	Eagan	Benintendi	Spoon	Serrano
Mar 19, 2015	LSU*	Pennell	Eagan	Nomura	Wernes	Bernal	Serrano	Benintendi	Spoon	Bonfield
Mar 20, 2015	LSU*	Gosser	Eagan	Nomura	Wernes	Bernal	Serrano	Benintendi	Spoon	Spanberger
Mar 21, 2015	LSU*	Gosser	Eagan	Nomura	Wernes	Bernal	Serrano	Benintendi	Spoon	Shaddy
Mar 24, 2015	vs. Memphis%	Pennell	Gassaway	Bernal	Wernes	McAfee	Eagan	Benintendi	Spoon	Serrano
Mar 25, 2015	at Memphis	Gosser	Serrano	Nomura	Bernal	Wernes	Hogan	Benintendi	Eagan	Spanberger
Mar 26, 2015	OLE MISS*	Pennell	Gassaway	Bernal	Wernes	McAfee	Serrano	Benintendi	Spoon	Bonfield
Mar 27, 2015	OLE MISS*	Gosser	Eagan	Bernal	Wernes	McAfee	Serrano	Benintendi	Spoon	Gassaway
Mar 28, 2015	OLE MISS*	Pennell	Serrano	Nomura	Wernes	Bernal	Shaddy	Benintendi	Spoon	Gassaway
Mar 31, 2015	MISSOURI STATE	Shaddy	Gassaway	Nomura	Wernes	Bernal	Serrano	Benintendi	Spoon	Bonfield
Apr 03, 2015	at Auburn*	Gosser	Eagan	Nomura	Wernes	Bernal	Serrano	Benintendi	Spoon	Spanberger
Apr 04, 2015	at Auburn*	Pennell	Eagan	Bernal	Wernes	McAfee	Serrano	Benintendi	Spoon	Spanberger
Apr 05, 2015	at Auburn*	Gosser	Eagan	Nomura	Wernes	Bernal	Serrano	Benintendi	Spoon	Spanberger
Apr 07, 2015	MISSISSIPPI VALLEY	Pennell	Gassaway	Nomura	Wernes	Bernal	Serrano	Benintendi	Spoon	Spanberger
Apr 08, 2015	MISSISSIPPI VALLEY	Pennell	Gassaway	Serrano	Wernes	Bernal	Eagan	Benintendi	Spoon	Spanberger
Apr 10, 2015	KENTUCKY*	Gosser	Gassaway	Nomura	Wernes	Bernal	Eagan	Benintendi	Spoon	Spanberger
Apr 11, 2015	KENTUCKY*	Pennell	Eagan	Nomura	Wernes	McAfee	Serrano	Benintendi	Spoon	Spanberger
Apr 12, 2015	KENTUCKY*	Gosser	Eagan	Nomura	Wernes	Bernal	Serrano	Benintendi	Spoon	Spanberger
Apr 14, 2015	STEPHEN F. AUSTIN	Shaddy	Gassaway	Bernal	Wernes	McAfee	Serrano	Benintendi	Spoon	Bonfield
Apr 15, 2015	STEPHEN F. AUSTIN	Pennell	Eagan	Nomura	Wernes	McAfee	Serrano	Benintendi	Spoon	Bonfield
Apr 18, 2015	at Texas A&M*	Gosser	Eagan	Bernal	Wernes	McAfee	Serrano	Benintendi	Spoon	Bonfield
Apr 18, 2015	at Texas A&M*	Pennell	Eagan	Nomura	Wernes	Bernal	Serrano	Benintendi	Spoon	Spanberger
Apr 19, 2015	at Texas A&M*	Pennell	Eagan	Bernal	Wernes	McAfee	Serrano	Benintendi	Spoon	Bonfield
Apr 24, 2015	MISSISSIPPI STATE*	Pennell	Eagan	Bernal	Wernes	McAfee	Serrano	Benintendi	Spoon	Bonfield
Apr 25, 2015	MISSISSIPPI STATE*	Pennell	Eagan	Bernal	Wernes	McAfee	Serrano	Benintendi	Spoon	Bonfield
Apr 26, 2015	MISSISSIPPI STATE*	Pennell	Eagan	Bernal	Wernes	McAfee	Serrano	Benintendi	Spoon	Gassaway
Apr 30, 2015	at Alabama*	Pennell	Eagan	Bernal	Wernes	McAfee	Serrano	Benintendi	Spoon	Bonfield
May 1, 2015	at Alabama*	Gosser	Eagan	Bernal	Wernes	McAfee	Serrano	Benintendi	Spoon	Spanberger
May 2, 2015	at Alabama*	Gosser	Eagan	Nomura	Wernes	Bernal	Serrano	Benintendi	Spoon	Spanberger
May 08, 2015	TENNESSEE*	Pennell	Eagan	Bernal	Wernes	McAfee	Serrano	Benintendi	Spoon	Bonfield
May 10, 2015	TENNESSEE*	Gosser	Eagan	Nomura	Wernes	Bernal	Serrano	Benintendi	Spoon	Spanberger
May 12, 2015	at Creighton	Gosser	Eagan	Nomura	Wernes	Bernal	Serrano	Benintendi	Spoon	McAfee
May 14, 2015	at Georgia*	Gosser	Eagan	Nomura	Wernes	Bernal	Serrano	Benintendi	Spoon	McAfee
May 15, 2015	at Georgia*	Pennell	Gassaway	Nomura	Wernes	Bernal	Serrano	Benintendi	Spoon	McAfee
May 16, 2015	at Georgia*	Shaddy	Eagan	Nomura	Wernes	Bernal	Serrano	Benintendi	Spoon	McAfee
May 19, 2015	vs. Tennessee!	Pennell	Gassaway	Nomura	Wernes	Bernal	Serrano	Benintendi	Spoon	McAfee
May 20, 2015	vs. Florida!	Gosser	Eagan	Nomura	Wernes	Bernal	Serrano	Benintendi	Spoon	McAfee
May 21, 2015	vs. LSU!	Shaddy	Eagan	Nomura	Wernes	Bernal	Serrano	Benintendi	Spoon	McAfee
May 22, 2015	vs. Florida!	Pennell	Gassaway	Nomura	Wernes	Bernal	Serrano	Benintendi	Spoon	McAfee
May 29, 2015	vs. Oral Roberts+	Pennell	Eagan	Nomura	Wernes	Bernal	Serrano	Benintendi	Spoon	McAfee
May 30, 2015	at Oklahoma State+	Pennell	Eagan	Nomura	Wernes	Bernal	Serrano	Benintendi	Spoon	McAfee
May 31, 2015	vs. St. John's+	Pennell	Eagan	Nomura	Wernes	Bernal	Serrano	Benintendi	Spoon	McAfee
Jun 05, 2015	MISSOURI STATE$	Pennell	Eagan	Nomura	Wernes	Bernal	Serrano	Benintendi	Spoon	McAfee
Jun 06, 2015	MISSOURI STATE$	Pennell	Eagan	Nomura	Wernes	Bernal	Serrano	Benintendi	Spoon	McAfee
Jun 07, 2015	MISSOURI STATE$	Pennell	Eagan	Nomura	Wernes	Bernal	Serrano	Benintendi	Spoon	McAfee
Jun 13, 2015	vs. Virginia#	Pennell	Eagan	Nomura	Wernes	Bernal	Serrano	Benintendi	Spoon	McAfee
Jun 15, 2015	vs. Miami#	Pennell	Eagan	Nomura	Wernes	Bernal	Serrano	Benintendi	Spoon	McAfee

*^ - South Alabama Tournament • * - SEC Game • % - Played in North Little Rock • ! - SEC Tournament*
+ - NCAA Stillwater Regional • $ - NCAA Fayetteville Super Regional • # - College World Series

2015 RECORD: 40-25 • **HOME:** 23-12 • **AWAY:** 13-6 • **NEUTRAL:** 4-7 • **SEC:** 17-12 • **NCAA TOURNAMENT:** 5-3

Date	Opposing team	1	2	3	4	5	6	7	8	9
Feb 13, 2015	NORTH DAKOTA	Eagan	Serrano	Benintendi	Spoon	Nomura	Bonfield	McAfee	Wernes	Pennell
Feb 14, 2015	NORTH DAKOTA	Eagan	Serrano	Benintendi	Spoon	Nomura	Bonfield	McAfee	Wernes	Pennell
Feb 14, 2015	NORTH DAKOTA	Eagan	Nomura	Benintendi	Spoon	Spanberger	McAfee	Gassaway	Bernal	Pennell
Feb 20, 2015	vs. UCF^	Eagan	Serrano	Benintendi	Spoon	Nomura	Bonfield	McAfee	Wernes	Pennell
Feb 21, 2015	at South Alabama^	Eagan	Serrano	Benintendi	Spanberger	Spoon	Nomura	McAfee	Wernes	Shaddy
Feb 22, 2015	vs. Maryland^	Eagan	Serrano	Benintendi	Spanberger	Spoon	Nomura	McAfee	Wernes	Shaddy
Mar 02, 2015	EASTERN ILLINOIS	Eagan	McAfee	Benintendi	Spanberger	Spoon	Nomura	Hogan	Wernes	Pennell
Mar 02, 2015	EASTERN ILLINOIS	Eagan	Serrano	Benintendi	Spoon	Nomura	Bonfield	Wernes	Shaddy	Bernal
Mar 03, 2015	EASTERN ILLINOIS	Eagan	Serrano	Benintendi	Bonfield	Nomura	Wernes	Shaddy	Bernal	Pennell
Mar 06, 2015	LOYOLA MARYMOUNT	Eagan	Serrano	Benintendi	Spanberger	Spoon	Nomura	Wernes	Shaddy	Bernal
Mar 07, 2015	LOYOLA MARYMOUNT	Eagan	Hogan	Benintendi	Spoon	Nomura	Wernes	Spanberger	Bernal	Pennell
Mar 08, 2015	LOYOLA MARYMOUNT	Eagan	Hogan	Benintendi	Spoon	Spanberger	Wernes	McAfee	Shaddy	Bernal
Mar 10, 2015	GONZAGA	Shaddy	Nomura	Spoon	Bonfield	Gassaway	Wernes	McAfee	Wilkerson	Pennell
Mar 11, 2015	GONZAGA	Eagan	Wernes	Benintendi	Spoon	Nomura	Spanberger	Hogan	Shaddy	Bernal
Mar 14, 2015	at Vanderbilt*	Eagan	Serrano	Benintendi	Spoon	Nomura	Wernes	Spanberger	Bernal	Pennell
Mar 14, 2015	at Vanderbilt*	Eagan	Serrano	Benintendi	Spoon	Nomura	Wernes	Spanberger	Bernal	Pennell
Mar 15, 2015	at Vanderbilt*	Eagan	Hogan	Benintendi	Spoon	Nomura	Spanberger	Wernes	Bernal	Gosser
Mar 17, 2015	SOUTHEAST MISSOURI	Eagan	Serrano	Benintendi	Spanberger	Spoon	Nomura	Wernes	McAfee	Pennell
Mar 18, 2015	SOUTHEAST MISSOURI	Eagan	Serrano	Benintendi	Spanberger	Wernes	Nomura	Spoon	Gosser	Bernal
Mar 19, 2015	LSU*	Eagan	Serrano	Spoon	Bonfield	Nomura	Benintendi	Wernes	Bernal	Pennell
Mar 20, 2015	LSU*	Eagan	Serrano	Benintendi	Spanberger	Spoon	Nomura	Wernes	Gosser	Bernal
Mar 21, 2015	LSU*	Eagan	Serrano	Benintendi	Spoon	Nomura	Wernes	Shaddy	Bernal	Gosser
Mar 24, 2015	vs. Memphis%	Eagan	Serrano	Benintendi	Spoon	Wernes	Gassaway	Bernal	McAfee	Pennell
Mar 25, 2015	at Memphis	Hogan	Serrano	Benintendi	Eagan	Wernes	Nomura	Spanberger	Bernal	Gosser
Mar 26, 2015	OLE MISS*	Serrano	Wernes	Benintendi	Gassaway	Spoon	Bonfield	McAfee	Bernal	Pennell
Mar 27, 2015	OLE MISS*	Serrano	Wernes	Benintendi	Gassaway	Eagan	Spoon	Bernal	McAfee	Gosser
Mar 28, 2015	OLE MISS*	Serrano	Shaddy	Benintendi	Gassaway	Spoon	Nomura	Wernes	Bernal	Pennell
Mar 31, 2015	MISSOURI STATE	Serrano	Wernes	Benintendi	Gassaway	Spoon	Nomura	Shaddy	Bonfield	Bernal
Apr 03, 2015	at Auburn*	Eagan	Serrano	Benintendi	Spanberger	Spoon	Nomura	Wernes	Bernal	Gosser
Apr 04, 2015	at Auburn*	Eagan	Serrano	Benintendi	Spanberger	Spoon	Wernes	Bernal	McAfee	Pennell
Apr 05, 2015	at Auburn*	Eagan	Serrano	Benintendi	Spanberger	Spoon	Wernes	Bernal	McAfee	Pennell
Apr 07, 2015	MISSISSIPPI VALLEY	Serrano	Nomura	Benintendi	Spoon	Spanberger	Gassaway	Wernes	Bernal	Pennell
Apr 08, 2015	MISSISSIPPI VALLEY	Eagan	Serrano	Benintendi	Spoon	Spanberger	Gassaway	Wernes	Bernal	Pennell
Apr 10, 2015	KENTUCKY*	Eagan	Wernes	Benintendi	Spoon	Spanberger	Gassaway	Nomura	Bernal	Gosser
Apr 11, 2015	KENTUCKY*	Eagan	Serrano	Benintendi	Spoon	Spanberger	Wernes	Nomura	McAfee	Pennell
Apr 12, 2015	KENTUCKY*	Eagan	Serrano	Benintendi	Spoon	Spanberger	Wernes	Nomura	Bernal	Gosser
Apr 14, 2015	STEPHEN F. AUSTIN	Serrano	Shaddy	Benintendi	Spoon	Gassaway	Wernes	Bonfield	Bernal	McAfee
Apr 15, 2015	STEPHEN F. AUSTIN	Eagan	Serrano	Benintendi	Spoon	Wernes	Nomura	Bonfield	McAfee	Pennell
Apr 18, 2015	at Texas A&M*	Eagan	Serrano	Benintendi	Spoon	Wernes	Bonfield	Bernal	Gosser	McAfee
Apr 18, 2015	at Texas A&M*	Eagan	Serrano	Benintendi	Spoon	Spanberger	Wernes	Nomura	Bernal	Pennell
Apr 19, 2015	at Texas A&M*	Eagan	Serrano	Benintendi	Spoon	Bonfield	Wernes	McAfee	Bernal	Pennell
Apr 24, 2015	MISSISSIPPI STATE*	Eagan	Serrano	Benintendi	Spoon	Bonfield	Wernes	McAfee	Bernal	Pennell
Apr 25, 2015	MISSISSIPPI STATE*	Eagan	Serrano	Benintendi	Spoon	Bonfield	Wernes	McAfee	Bernal	Pennell
Apr 26, 2015	MISSISSIPPI STATE*	Eagan	Serrano	Benintendi	Spoon	Gassaway	Wernes	McAfee	Bernal	Pennell
Apr 30, 2015	at Alabama*	Eagan	Serrano	Benintendi	Spoon	Bonfield	Wernes	McAfee	Bernal	Pennell
May 1, 2015	at Alabama*	Eagan	Serrano	Benintendi	Spoon	Spanberger	Wernes	McAfee	Bernal	Gosser
May 2, 2015	at Alabama*	Eagan	Serrano	Benintendi	Spoon	Spanberger	Wernes	Nomura	Bernal	Gosser
May 08, 2015	TENNESSEE*	Eagan	Serrano	Benintendi	Spoon	Bonfield	Wernes	McAfee	Bernal	Pennell
May 10, 2015	TENNESSEE*	Eagan	Serrano	Benintendi	Spoon	Spanberger	Wernes	Nomura	Bernal	Gosser
May 12, 2015	at Creighton	Eagan	Serrano	Benintendi	Spoon	McAfee	Wernes	Nomura	Bernal	Gosser
May 14, 2015	at Georgia*	Eagan	Serrano	Benintendi	Spoon	McAfee	Wernes	Nomura	Bernal	Gosser
May 15, 2015	at Georgia*	Serrano	Wernes	Benintendi	Spoon	McAfee	Gassaway	Nomura	Bernal	Pennell
May 16, 2015	at Georgia*	Eagan	Serrano	Benintendi	Spoon	Nomura	Wernes	McAfee	Bernal	Shaddy
May 19, 2015	vs. Tennessee!	Serrano	Wernes	Benintendi	Spoon	McAfee	Gassaway	Nomura	Bernal	Pennell
May 20, 2015	vs. Florida!	Eagan	Serrano	Benintendi	Spoon	Nomura	Wernes	McAfee	Bernal	Gosser
May 21, 2015	vs. LSU!	Eagan	Serrano	Benintendi	Spoon	Nomura	Wernes	McAfee	Bernal	Shaddy
May 22, 2015	vs. Florida!	Serrano	Wernes	Benintendi	Spoon	McAfee	Gassaway	Nomura	Bernal	Pennell
May 29, 2015	vs. Oral Roberts+	Serrano	Wernes	Benintendi	Spoon	Eagan	Nomura	McAfee	Bernal	Pennell
May 30, 2015	at Oklahoma State+	Serrano	Wernes	Benintendi	Spoon	Nomura	McAfee	Bernal	Eagan	Pennell
May 31, 2015	vs. St. John's+	Serrano	Wernes	Benintendi	Spoon	Nomura	McAfee	Bernal	Eagan	Pennell
Jun 05, 2015	MISSOURI STATE$	Serrano	Wernes	Benintendi	Spoon	Eagan	Nomura	McAfee	Bernal	Pennell
Jun 06, 2015	MISSOURI STATE$	Serrano	Wernes	Benintendi	Spoon	Eagan	Nomura	McAfee	Bernal	Pennell
Jun 07, 2015	MISSOURI STATE$	Serrano	Wernes	Benintendi	Spoon	Eagan	Nomura	McAfee	Bernal	Pennell
Jun 13, 2015	vs. Virginia#	Serrano	Wernes	Benintendi	Spoon	Eagan	Nomura	McAfee	Bernal	Pennell
Jun 15, 2015	vs. Miami#	Serrano	Wernes	Benintendi	Spoon	Nomura	McAfee	Eagan	Bernal	Pennell

*^ - South Alabama Tournament • * - SEC Game • % - Played in North Little Rock • ! - SEC Tournament*
+ - NCAA Stillwater Regional • $ - NCAA Fayetteville Super Regional • # - College World Series

RAZORBACK HOME RUN CHART

No.	Player	Gm#	Date	Opponent	Pitcher	On Base	Inn	Outs	Count	Score	Final
1.	Benintendi, A.	2	Feb 14	North Dakota	Muckenhirn, Z.	0*	5	0	1-0	2-0	W, 13-2
2.	Nomura, R.	2	Feb 14	North Dakota	Campbell, J.	0	5	1	2-2	3-0	W, 13-2
3.	McAfee, B.	2	Feb 14	North Dakota	Campbell, J.	0	6	2	0-0	9-2	W, 13-2
4.	Shaddy, C.	2	Feb 14	North Dakota	Campbell, J.	0*	7	0	0-0	10-2	W, 13-2
5.	Serrano, J.	4	Feb 20	vs UCF	Hukari, H.	0*	7	0	2-2	3-5	L, 5-9
6.	Benintendi, A.	4	Feb 20	vs UCF	Davis, S.	0	9	1	2-1	4-9	L, 5-9
7.	McAfee, B.	6	Feb 22	vs Maryland	Shaffer, B	1	2	2	1-2	0-0	L, 6-13
8.	Spoon, T.	6	Feb 22	vs Maryland	Shaffer, B	2	3	2	1-1	3-1	L, 6-13
9.	Wernes, B.	8	Mar 02	Eastern Illinois	Stenger, G.	0*	5	0	0-2	0-1	W, 8-1
10.	Bernal, M.	8	Mar 02	Eastern Illinois	Johansmeier, J.	3	6	0	2-2	4-1	W, 8-1
11.	Benintendi, A.	9	Mar 03	Eastern Illinois	Johansmeier, J.	0*	5	0	0-0	5-0	W, 7-0
12.	Spoon, T.	11	Mar 07	Loyola Marymount	Glomb, K.	1	8	2	1-1	11-3	W, 13-7
13.	Eagan, C.	14	Mar 11	Gonzaga	Frost, T.	0	5	1	0-0	2-2	L, 5-15
14.	Benintendi, A.	14	Mar 11	Gonzaga	Morgan, E.	1	8	1	0-0	3-8	L, 5-15
15.	Nomura, R.	15	Mar 14	at Vanderbilt	Fulmer, C.	0	2	1	1-0	0-2	L, 7-8
16.	Wernes, B.	15	Mar 14	at Vanderbilt	Fulmer, C.	0	2	1	2-0	1-2	L, 7-8
17.	Benintendi, A.	16	Mar 14	at Vanderbilt	Buehler, W.	0	4	1	3-1	0-2	L, 1-9
18.	Bernal, M.	19	Mar 18	Southeast Missouri	MOORE, Z.	0*	4	0	0-1	5-5	L, 11-12
19.	Shaddy, C.	21	Mar 20	LSU	Devall, H.	1	9	2	0-0	1-16	L, 3-16
20.	Serrano, J.	22	Mar 21	LSU	Person, Z.	1	7	0	3-2	1-5	L, 4-7
21.	Gassaway, C.	23	Mar 24	vs Memphis	Gunn, A.	0	6	1	0-0	1-4	L, 4-5
22.	Benintendi, A.	23	Mar 24	vs Memphis	Caufield, C.	1	7	2	0-0	2-4	L, 4-5
23.	Wernes, B.	24	Mar 25	at Memphis	Garner, R.	0*	6	0	0-0	2-2	W, 7-3
24.	Benintendi, A.	26	Mar 27	Ole Miss	Weathersby, S.	1	7	0	0-1	2-5	L, 4-5
25.	Spoon, T.	27	Mar 28	Ole Miss	Short, W.	0	8	1	1-0	4-2	W, 5-2
26.	Serrano, J.	29	Apr 03	at Auburn	Lipscomb, C.	0*	6	0	0-0	2-5	W, 10-7
27.	Benintendi, A.	29	Apr 03	at Auburn	Lipscomb, C.	0	6	0	0-0	3-5	W, 10-7
28.	Benintendi, A.	31	Apr 05	at Auburn	McCord, R.	1	5	2	2-1	0-2	W, 6-4
29.	Gassaway, C.	32	Apr 07	Mississippi Valley	Case, T.	1	5	1	1-0	5-0	W, 8-1
30.	Benintendi, A.	33	Apr 08	Mississippi Valley	Thomas, B.	0*	3	0	2-1	4-0	W, 14-0
31.	Shaddy, C.	33	Apr 08	Mississippi Valley	Sheppeard, C.	3	5	0	2-2	8-0	W, 14-0
32.	Benintendi, A.	33	Apr 08	Mississippi Valley	Sheppeard, C.	1	6	2	3-2	12-0	W, 14-0
33.	Benintendi, A.	34	Apr 10	Kentucky	Brown, Z.	0	1	2	3-2	0-0	W, 5-3
34.	Benintendi, A.	34	Apr 10	Kentucky	Brown, Z.	0*	7	0	1-0	4-3	W, 5-3
35.	Spoon, T.	36	Apr 12	Kentucky	Logue, Z.	0*	8	0	2-2	4-0	W, 7-3
36.	Benintendi, A.	38	Apr 15	Stephen F. Austin	Manz, R.	1	6	1	0-0	9-1	W, 15-3
37.	Bernal, M.	39	Apr 18	at Texas A&M	Long, G.	3	6	0	2-1	2-11	L, 6-13
38.	Eagan, C.	42	Apr 24	Mississippi State	Levi Mintz	0	4	1	0-0	4-1	W, 7-6
39.	Bernal, M.	45	Apr 30	at Alabama	Guilbeau, T.	1	7	0	1-2	2-1	W, 5-1
40.	Benintendi, A.	47	May 2	at Alabama	Bramblett, G.	0*	6	0	2-0	1-0	W, 4-0
41.	Nomura, R.	47	May 2	at Alabama	Burrows, T.	0	9	1	2-1	3-0	W, 4-0
42.	Benintendi, A.	48	May 08	Tennessee	Cox, A.	0	3	2	1-0	1-1	L, 4-5
43.	Spoon, T.	48	May 08	Tennessee	Cox, A.	1	6	1	1-1	2-2	L, 4-5
44.	Nomura, R.	49	May 10	Tennessee	Owenby, D.	0*	6	0	1-1	4-2	W, 5-2
45.	Benintendi, A.	50	May 12	at Creighton	Ising, M.	0	7	1	2-0	4-1	W, 6-2
46.	Wernes, B.	52	May 15	at Georgia	Lawlor, R.	1	1	0	0-0	0-0	W, 9-0
47.	Gassaway, C.	52	May 15	at Georgia	Lawlor, R.	0*	2	0	0-0	2-0	W, 9-0
48.	Benintendi, A.	55	May 20	vs Florida	Poyner, B.	0*	9	0	0-0	4-6	W, 7-6
49.	Wernes, B.	55	May 20	vs Florida	Poyner, B.	1	9	1	2-2	5-6	W, 7-6
50.	Spoon, T.	60	May31	vs St. John's	Heidi, S.	0*	6	0	2-1	2-0	W, 4-3
51.	Benintendi, A.	61	Jun 05	Missouri State	Harris, J.	0*	6	0	2-2	4-1	W, 18-4
52.	Serrano, J.	61	Jun 05	Missouri State	Merciez, Z.	2	6	2	0-1	7-1	W, 18-4
53.	Benintendi, A.	64	Jun 13	vs Virginia	Jones, C.	0	5	1	1-0	2-3	L, 3-5

** - leadoff home run*

MISCELLANEOUS BATTING STATS

Hitting Streaks		Longest	Current
3	Michael Bernal	14	-
8	Tyler Spoon	11	3
16	Andrew Benintendi	10	-
10	Joe Serrano	10	-
9	Clark Eagan	7	3
1	Rick Nomura	7	1
7	Bobby Wernes	7	6
5	Brett McAfee	5	3
20	Carson Shaddy	5	1
27	Tucker Pennell	4	-
17	Luke Bonfield	4	1
29	Cullen Gassaway	4	-
24	Chad Spanberger	4	1
44	Alex Gosser	2	-
12	Max Hogan	1	-

Reached Base Streaks		Longest	Current
16	Andrew Benintendi	26	5
10	Joe Serrano	25	-
9	Clark Eagan	15	3
3	Michael Bernal	15	1
8	Tyler Spoon	11	3
24	Chad Spanberger	7	1
5	Brett McAfee	7	6
7	Bobby Wernes	7	6
1	Rick Nomura	7	1
17	Luke Bonfield	6	1
20	Carson Shaddy	6	1
44	Alex Gosser	5	4
12	Max Hogan	5	1
29	Cullen Gassaway	5	-
27	Tucker Pennell	4	-

Multiple Hit Games		2	3	4	5+	Tot
16	Andrew Benintendi	20	8	-	-	28
8	Tyler Spoon	15	5	1	-	21
7	Bobby Wernes	19	-	-	-	19
9	Clark Eagan	12	6	-	-	18
10	Joe Serrano	14	4	-	-	18
1	Rick Nomura	11	5	-	-	16
5	Brett McAfee	9	3	1	-	13
3	Michael Bernal	9	-	1	-	10
29	Cullen Gassaway	5	1	-	-	6
24	Chad Spanberger	4	2	-	-	6
20	Carson Shaddy	3	2	-	-	5
44	Alex Gosser	2	-	-	-	2
27	Tucker Pennell	1	-	-	-	1
TEAM		**117**	**26**	**2**	**0**	**145**

Multiple RBI Games		2	3	4	5+	Tot
16	Andrew Benintendi	15	3	-	1	19
8	Tyler Spoon	8	6	-	-	14
10	Joe Serrano	4	4	1	-	9
9	Clark Eagan	4	2	1	-	7
7	Bobby Wernes	6	-	1	-	7
5	Brett McAfee	4	2	-	-	6
3	Michael Bernal	3	-	2	-	5
20	Carson Shaddy	3	-	1	-	4
24	Chad Spanberger	3	-	1	-	4
29	Cullen Gassaway	2	1	-	-	3
1	Rick Nomura	2	-	-	-	2
27	Tucker Pennell	1	-	-	-	1
17	Luke Bonfield	1	-	-	-	1
TEAM		**49**	**13**	**5**	**2**	**69**



Michael Bernal had a 14-game hitting streak during the 2015 season - the team's longest of the year.

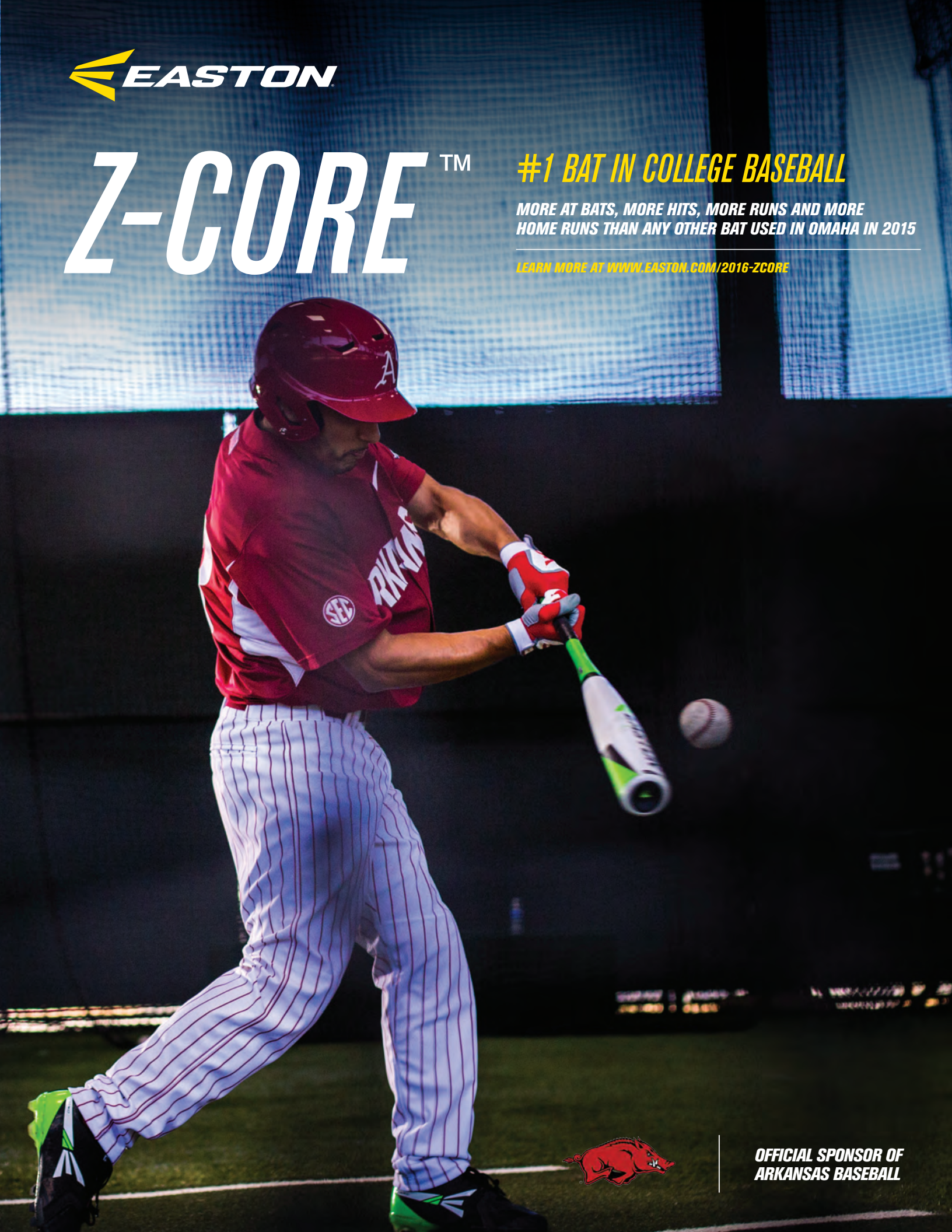
EASTON
Z-CORE™
#1 BAT IN COLLEGE BASEBALL
MORE AT BATS, MORE HITS, MORE RUNS AND MORE
HOME RUNS THAN ANY OTHER BAT USED IN OMAHA IN 2015
LEARN MORE AT WWW.EASTON.COM/2016-ZCORE
OFFICIAL SPONSOR OF
ARKANSAS BASEBALL

2015 SEC FINAL STANDINGS

Eastern Division

School	SEC	Pct.	GB	All	Pct.	Last 10	Streak
Vanderbilt%	20-10	.667	--	51-21	.708	8-2	L-2
Florida&	19-11	.633	1	52-18	.743	8-2	L-1
Missouri	15-15	.500	5	30-28	.517	2-8	L-2
Kentucky	14-15	.483	5.5	30-25	.545	4-6	L-1
South Carolina	13-17	.433	7	32-25	.561	5-5	L-3
Tennessee	11-18	.379	8.5	24-26	.480	6-4	L-1
Georgia	10-19	.345	9.5	26-28	.481	5-5	L-2

Western Division

School	SEC	Pct.	GB	All	Pct.	Last 10	Streak
LSU%#	21-8	.724	--	54-12	.818	7-3	L-1
Texas A&M	18-10	.643	2.5	50-14	.781	6-4	L-1
Arkansas	17-12	.586	4	40-25	.615	5-5	L-2
Ole Miss	15-14	.517	6	30-28	.517	6-4	L-3
Auburn	13-17	.433	8.5	36-26	.581	4-6	L-1
Alabama	12-18	.400	9.5	32-28	.533	6-4	L-1
Mississippi State	8-22	.267	13.5	24-30	.444	1-9	L-6

% - SEC Divisional Champion • # - SEC Regular Season Champion • & - SEC Tournament Champion

2015 SEC HONORS

Player of the Year: Andrew Benintendi, Arkansas
Pitcher of the Year: Carson Fulmer, Vanderbilt
Freshman of the Year: Alex Lange, LSU
Coach of the Year: Paul Mainieri, LSU
Scholar-Athlete of the Year: Seth Heck, Mississippi St.

All-SEC First Team

C:	Kade Scivicque, LSU
1B:	Kyle Martin, South Carolina
2B:	JaVon Shelby, Kentucky
3B:	Conner Hale, LSU
SS:	Alex Bregman, LSU
OF:	**Andrew Benintendi, Arkansas**
OF:	Andrew Stevenson, LSU
OF:	Christin Stewart, Tennessee
DH/UT:	Mitchell Nau, Texas A&M
SP:	Carson Fulmer, Vanderbilt
SP:	Alex Lange, LSU
RP:	**Zach Jackson, Arkansas**

All-SEC Second Team

C:	Mike Rivera, Florida
1B:	Chris Chinea, LSU
2B:	Max Schrock, South Carolina
3B:	Josh Tobias, Florida
SS:	Dansby Swanson, Vanderbilt
OF:	Kyle Barrett , Kentucky
OF:	Nick Banks, Texas A&M
OF:	Logan Taylor, Texas A&M
DH/UT:	JJ Schwarz, Florida
SP:	Grayson Long, Texas A&M
SP:	Cole Lipscomb, Auburn
*RP:	Breckin Williams, Missouri
*RP:	Wyatt Short, Ole Miss

** - Denotes a tie in voting. Ties are not broken.*

All-Freshman Team

C:	Mike Rivera, Florida
1B:	Evan White, Kentucky
2B:	Dalton Guthrie, Florida
3B:	Will Toff ey, Vanderbilt
SS:	Ryan Gridley, Mississippi State
OF:	Keegan McGovern, Georgia
OF:	Trey Harris, Missouri
OF:	Jeren Kendall, Vanderbilt
DH/UT:	JJ Schwarz, Florida
SP:	Alex Lange, LSU
SP:	Tanner Houck, Missouri
SP:	**Keaton McKinney, Arkansas**
RP:	Kyle Wright, Vanderbilt

All-Defensive Team

C:	Kade Scivicque, LSU
1B:	Evan White, Kentucky
2B:	Kyle Overstreet, Alabama
3B:	**Bobby Wernes, Arkansas**
SS:	Alex Bregman, LSU
OF:	Andrew Stevenson, LSU
OF:	Mark Laird, LSU
OF:	Buddy Reed, Florida
P:	Carson Fulmer, Vanderbilt

SEC Player of the Week

Week 1:	Harrison Bader, Florida
Week 2:	Kade Scivicque, LSU; Buddy Reed, Florida
Week 3:	Anfernee Grier, Auburn; Zander Wiel, Vanderbilt
Week 4:	Conner Hale, LSU
Week 5:	Rhett Wiseman, Vanderbilt
Week 6:	Kyle Barrett, Kentucky
Week 7:	Zander Wiel, Vanderbilt
Week 8:	Christin Stewart, Tennessee
Week 9:	JJ Schwarz, Florida
Week 10:	**Andrew Benintendi, Arkansas**
Week 11:	Zander Wiel, Vanderbilt
Week 12:	Mitchell Nau, Texas A&M
Week 13:	Marcus Mooney, South Carolina
Week 14:	Chris Chinea, LSU; Sikes Orvis, Ole Miss

2015 SEC TOURNAMENT

Tuesday, May 19

Game 1	9:30 a.m.	#11 Alabama 6, #6 Ole Miss 1
Game 2	TBD	#7 Missouri 5, #10 South Carolina 1
Game 3	4:30 p.m.	#9 Auburn 6, #8 Kentucky 3
Game 4	**TBD**	**#5 Arkansas 2, #12 Tennessee 1**

Wednesday, May 20

Game 5	9:30 a.m.	#3 Texas A&M 4, #11 Alabama 3
Game 6	TBD	#2 Vanderbilt 7, #7 Missouri 6
Game 7	4:30 p.m.	#1 LSU 9, #9 Auburn 8
Game 8	**TBD**	**#5 Arkansas 7, #4 Florida 6**

Thursday, May 21

Game 9	9:30 a.m.	#11 Alabama 4, #7 Missouri 3
Game 10	TBD	#4 Florida 11, #9 Auburn 2
Game 11	4:30 p.m.	#3 Texas A&M 6, #2 Vanderbilt 1
Game 12	**TBD**	**#1 LSU 10, #5 Arkansas 5**

Friday, May 22

Game 13	3:00 p.m.	#2 Vanderbilt 16, #11 Alabama 1
Game 14	**TBD**	**#4 Florida 10, #5 Arkansas 0**

Saturday, May 23

Game 15	Noon	#2 Vanderbilt 12, #3 Texas A&M 3
Game 16	TBD	#4 Florida 2, #1 LSU 1

Sunday, May 24

Game 17	3:30 p.m.	#4 Florida 7, #2 Vanderbilt 3

SEC Pitcher of the Week

Week 1:	Reggie McClain, Missouri
Week 2:	Reggie McClain, Missouri
Week 3:	Vince Tatum, Mississippi St.
	Kyle Cody, Kentucky
Week 4:	Grayson Long, Texas A&M
Week 5:	Will Crowe, South Carolina
	Bret Marks, Tennessee
Week 6:	Grayson Long, Texas A&M
	Reggie McClain, Missouri
Week 7:	Spencer Jack, Kentucky
Week 8:	Tanner Houck, Missouri
Week 9:	Keegan Thompson, Auburn
	Scott Weathersby, Ole Miss
Week 10:	Cole Lipscomb, Auburn
Week 11:	Zack Brown, Kentucky
Week 12:	**Keaton McKinney, Arkansas**
Week 13:	Carson Fulmer, Vanderbilt
	Wyatt Short, Ole Miss
Week 14:	Carson Fulmer, Vanderbilt

SEC Freshman of the Week

Week 1:	Alex Lange, LSU
Week 2:	Ryan Gridley, Mississippi State
Week 3:	JJ Schwarz, Florida
Week 4:	Riley Mahan, Kentucky
Week 5:	Alex Lange, LSU
Week 6:	Will Golsan, Ole Miss
Week 7:	Mike Rivera, Florida
Week 8:	Kyle Wright, Vanderbilt
	Austin Bain, LSU
Week 9:	Cody Henry, Alabama
Week 10:	Zach Logue, Kentucky
Week 11:	Jeren Kendall, Vanderbilt
Week 12:	Brett Bond, Missouri
Week 13:	Alex Lange, LSU
Week 14:	**Keaton McKinney, Arkansas**

Batting • Sorted by Batting Average

Team	AVG	G	AB	R	H	2B	3B	HR	RBI	TB	SLG%	BB	HP	SO	GDP	OB%	SF	SH	SB-ATT	PO	A	E	FLD%
LSU	.314	66	2429	451	762	146	23	51	415	1107	.456	221	45	341	40	.377	33	31	130-166	1864	704	63	.976
Texas A&M	.299	64	2187	424	654	108	13	70	401	998	.456	280	59	423	59	.388	35	38	36-55	1747	661	78	.969
Florida	.298	70	2417	489	720	129	24	66	445	1095	.453	272	75	410	47	.381	33	23	80-112	1866	738	42	.984
Vanderbilt	.290	72	2505	476	726	152	28	69	433	1141	.455	302	79	610	38	.380	31	45	106-138	1967	728	58	.979
Arkansas	.288	65	2164	387	623	107	18	53	343	925	.427	273	57	418	54	.377	31	29	55-78	1712	728	63	.975
Kentucky	.288	55	1897	289	546	93	10	31	263	752	.396	188	84	359	51	.374	20	24	53-72	1479	630	68	.969
Alabama	.275	60	2089	315	575	105	20	27	285	801	.383	192	52	485	23	.348	21	30	61-81	1617	637	56	.976
Auburn	.273	62	2029	301	553	109	18	18	271	752	.371	232	57	412	38	.359	25	45	62-100	1643	610	61	.974
Mississippi State	.271	54	1821	285	493	87	8	22	244	662	.364	253	52	315	29	.372	17	41	47-62	1448	725	50	.978
Georgia	.267	54	1845	286	493	85	14	40	255	726	.393	211	49	406	39	.355	16	36	63-75	1440	510	61	.970
Ole Miss	.265	58	1912	298	506	95	5	36	274	719	.376	249	43	484	47	.359	21	23	52-78	1529	569	62	.971
Tennessee	.262	50	1614	229	423	66	14	35	203	622	.385	169	66	354	31	.353	14	53	57-85	1306	481	56	.970
Missouri	.258	58	1889	274	487	86	14	41	249	724	.383	182	33	417	39	.330	22	27	69-95	1533	657	59	.974
South Carolina	.257	57	1882	315	484	63	15	43	291	706	.375	253	34	374	35	.350	31	29	63-77	1522	591	61	.972
Totals	**.281**	**845**	**28680**	**4819**	**8045**	**1431**	**224**	**602**	**4372**	**11730**	**.409**	**3277**	**785**	**5808**	**570**	**.373**	**350**	**474**	**934-1274**	**22673**	**8969**	**838**	**.974**

CI - Missouri 1, LSU 1, Tennessee 1, Texas A&M 1, Arkansas 1, Alabama 1, S. Carolina 1, Kentucky 1, Miss. State 1, Ole Miss 1.

Pitching • Sorted by Earned Run Average

Team	ERA	W-L	G	CG	SHO	SV	IP	H	R	ER	BB	SO	2B	3B	HR	B/AVG	WP	HP	BK	SFA	SHA
Vanderbilt	2.84	51-21	72	4	14/12	13	655.2	508	247	207	295	703	86	10	31	.216	54	52	9	21	35
LSU	2.98	54-12	66	2	5/4	19	621.1	530	242	206	228	560	79	14	28	.230	37	51	6	12	27
Texas A&M	3.04	50-14	64	1	5/5	22	582.1	559	241	197	194	574	80	14	26	.254	34	46	5	18	41
Florida	3.18	52-18	70	3	4/3	14	622.0	532	247	220	184	555	82	14	47	.232	54	52	3	16	28
Auburn	3.42	36-26	62	3	8/8	18	547.2	517	254	208	212	465	87	12	33	.248	43	37	2	15	27
Missouri	3.65	30-28	58	3	5/4	14	511.0	477	239	207	148	456	68	16	44	.248	40	60	6	12	30
Georgia	3.96	26-28	54	0	4/4	8	480.0	436	253	211	231	422	68	11	30	.243	37	46	8	26	27
Tennessee	4.01	24-26	50	0	3/3	14	435.1	407	238	194	186	396	90	15	27	.249	46	35	0	18	28
Arkansas	4.08	40-25	65	2	5/4	15	570.2	543	304	259	282	484	80	6	35	.256	48	70	8	23	33
Alabama	4.12	32-28	60	2	6/6	15	539.0	510	271	247	248	479	98	10	28	.255	53	43	4	19	44
South Carolina	4.20	32-25	57	2	7/7	17	507.1	517	278	237	206	456	101	4	34	.268	53	45	2	21	35
Kentucky	4.36	30-25	55	3	4/2	12	493.0	506	287	239	168	407	85	13	48	.267	44	42	9	20	30
Ole Miss	4.38	30-28	58	1	1/1	17	509.2	534	301	248	163	402	107	8	41	.269	41	37	4	19	34
Mississippi State	4.51	24-30	54	5	0/0	9	482.2	495	279	242	198	395	77	7	39	.269	52	63	1	14	31
Totals	**3.73**	**511-334**	**845**	**31**	**71/63**	**207**	**7557.2**	**7071**	**3681**	**3122**	**2943**	**6754**	**1188**	**154**	**491**	**.249**	**636**	**679**	**67**	**254**	**450**

PB - Georgia 22, Alabama 20, Tennessee 13, Florida 12, Vanderbilt 11, Missouri 11, Arkansas 9, S. Carolina 8, Texas A&M 7, Miss. State 6, Auburn 4, Kentucky 3, Ole Miss 3, LSU 2. Pickoffs - Arkansas 18, Kentucky 14, Florida 13, Vanderbilt 13, Alabama 12, S. Carolina 11, Miss. State 11, Georgia 11, Missouri 9, Texas A&M 8, Tennessee 6, LSU 5, Auburn 4, Ole Miss 4.

Fielding • Sorted by Fielding Percentage

Team	C	PO	A	E	FLD%	DP	SBA	CSB	SBA%	PB	CI
Florida	2646	1866	738	42	.984	50	51	25	.671	12	0
Vanderbilt	2753	1967	728	58	.979	58	27	25	.519	11	0
Mississippi State	2223	1448	725	50	.978	63	29	23	.558	6	1
LSU	2631	1864	704	63	.976	56	46	27	.630	2	1
Alabama	2310	1617	637	56	.976	57	62	28	.689	20	1
Arkansas	2503	1712	728	63	.975	64	76	36	.679	9	1
Missouri	2249	1533	657	59	.974	42	71	19	.789	11	1
Auburn	2314	1643	610	61	.974	46	51	17	.750	4	0
South Carolina	2174	1522	591	61	.972	56	48	22	.686	8	1
Ole Miss	2160	1529	569	62	.971	36	41	24	.631	3	1
Georgia	2011	1440	510	61	.970	42	37	14	.725	22	0
Tennessee	1843	1306	481	56	.970	35	37	26	.587	13	1
Kentucky	2177	1479	630	68	.969	53	57	15	.792	3	1
Texas A&M	2486	1747	661	78	.969	53	58	30	.659	7	1
Totals	**32480**	**22673**	**8969**	**838**	**.974**	**711**	**691**	**331**	**.676**	**131**	**10**



Zach Jackson finished the season tied for third in the SEC with nine saves.




History & Records



Few schools in America enjoy as rich a history as that of the Arkansas Razorback baseball program. With eight College World Series appearances - including a national runner-up finish in 1979 - and 27 NCAA postseason appearances to its credit, the University of Arkansas has long been considered one of the nation's elite programs.

Entering their 94th season of play, the Razorbacks fielded their first team in 1897. Arkansas played for 24 years before seeing its team discontinued from 1930 to 1946. Hugo Bezdek, E.T. Pickering, T.T. McConnell, Claude Watts, Norman Coyle and Francis Schmidt served as coaches during the early days of the program. All but Watts and Coyle also served as head football coaches at the university.

The Razorbacks got back in the baseball business again in 1947 with Deke Brackett serving the first of three seasons as head coach. It was in 1950, with Razorback athletic trainer Bill Ferrell taking the reins, that modern day interest in the sport ignited for the first time. Though compiling only a 139-149 record during his 16-year tenure, the foundation was laid for what was to come.

Wayne Robbins took over for the popular Ferrell in 1966 and coached four seasons, going 50-51. His successor was a fiery young coach from Wisconsin who would eventually build the program into one of national prominence.

Norm DeBriyn was hired by Arkansas Athletics Director George Cole in 1970 and charged with making the Razorbacks competitive on a conference and national level. Arkansas baseball had not been a baseball-playing member of a league since dropping out of Southwest Conference play in 1926. One of DeBriyn's first tasks was to resume a SWC schedule, a feat which was accomplished in time for the 1974 season. His teams proved competitive in one of the nation's toughest baseball leagues and Arkansas would end up qualifying for 14 of the 15 SWC Tournaments held during the Razorbacks' membership in the league.

The Razorbacks became competitive on a larger scale as well under DeBriyn. Arkansas participated in its first NCAA postseason in 1973, DeBriyn's fourth season, and made its first trip to the NCAA College World Series in just his 10th campaign.

That trip to Omaha in 1979 saw the Razorbacks finish as national runners-up to Cal State Fullerton.

In his final season as coach in 2002, DeBriyn guided Arkansas to an NCAA Super Regional after winning the Wichita Regional with a perfect 3-0 mark. The Razorbacks came within two runs of advancing to their fifth NCAA College World Series, losing the Super Regional two games to one to host Clemson.

A new chapter in Arkansas baseball history began in 2003 when former Razorback player and graduate assistant coach Dave Van Horn was named head coach after DeBriyn retired. Since taking over at his alma mater, Van Horn has continued to grow the Razorback program with trips to the College World Series in 2004, 2009, 2012 and 2015, 12 straight NCAA Tournament berths and five super regional appearances.

Facilities have played an important role in the history of Razorback baseball. Upon DeBriyn's arrival, the Razorbacks were playing games at the run-down and disheveled Washington County Fairgrounds field barely fit for pasture land. By 1975, Arkansas had moved into George Cole Field, one of the few college ballparks in the country with an artificial playing surface. The park gave the program immediate respectability and Arkansas would advance five times to NCAA postseason play and twice to the NCAA College World Series in its first decade in the park.

Lights were added in 1985 with the help of former standouts Kevin McReynolds, Johnny Ray and Tim Lollar, a move that again advanced the program to another level.

George Cole Field was the site of the Razorback baseball program's coming of age. The Razorbacks would go 567-142-2 at the facility for a winning percentage of .799. It was the site of the school's first league tournament championship, in 1985, and home to a parade of all-conference and All-America players. McReynolds, Ray, Lollar and Tom Pagnozzi - some of the first Razorbacks to make a significant impact in Major League Baseball - were just a few of many DeBriyn pupils who honed their skills at George Cole Field and went on to excel in the majors.

Although he retired following the 2002 season, the magic continues with DeBriyn's subtle influence on the lives of Charlie Baum and Willard and Pat Walker families, key contributors to perhaps the crowning achievement of DeBriyn's tenure - Baum Stadium at George Cole Field. The 8,237-seat stadium, which can accommodate a crowd of 10,737, is unparalleled in the country in form and function and has moved the program to an even higher level of achievement.

Designed by the nationally acclaimed firm HOK, designers of such jewels as Oriole Park at Camden Yards, Coors Field and Progressive Field, Baum Stadium at George Cole Field played host to its first game on April 13, 1996, as a crowd of 3,328 saw the Razorbacks defeat Auburn in a doubleheader sweep. Named the best college baseball facility in the nation by Baseball America in 1998, the stadium has ignited the interest of Razorback fans throughout the region and helped Arkansas lead the nation in tickets sold in 2007 with 8,069 per game and set a then-NCAA record in the process.

Another crown jewel of Razorback baseball is the new Fowler Family Baseball and Track Training Center. The 52,000 square-foot climate-controlled indoor facility opened in the fall of 2014 and includes a full-size practice infield that is suitable for live hitting, fielding and base running. The facility also includes four batting cages and protective netting around the facility to ensure safe activity and observation while taking protective measures toward the facility structure.

Arkansas baseball is not just about those who have been able to play the game for a living. The Razorbacks have produced 99 all-conference selections (all since 1976 when Bill Montgomery was named All-Southwest Conference), 27 All-America picks (Lollar was the first in 1978), 15 freshman All-America selections, 58 all-conference tournament selections, four conference titles (1989, 1990, 1999, 2004), one conference tournament championship and 10 NCAA Regional Tournament championships. Since joining the SEC in 1992, Arkansas has already placed 40 players on All-SEC lists. Throughout the years, 51 former Razorbacks have played in the big leagues and eight were major league first-round draft picks in McReynolds (1981), Jeff King (1986), David Walling (1999), Nick Schmidt (2007), Logan Forsythe (2008), Zack Cox (2010), Ryne Stanek (2013) and Andrew Benintendi (2015). Many former Razorbacks have given something back to the program that helped propel them to the professional ranks, but none so much as the all-star catcher Pagnozzi. In addition to contributing the funds which made possible the Razorback clubhouse that bears his name, the annual Tom Pagnozzi Invitational Golf Tournament and surrounding events raise thousands of dollars each year for the Arkansas baseball program.

Memorable moments of Arkansas baseball vary with the observer. Arkansas' first NCAA postseason appearance in 1973 at Arlington Stadium in Arlington, Texas, will long be considered a watershed moment for DeBriyn's program. Though the Razorbacks lost two straight, it was a signal the program had arrived. Just six years later, the Razorbacks raced through the NCAA East Regional in Tallahassee, Fla., in four games to advance to the College World Series in Omaha, Neb., for the first time.



Three more wins in the then-true double elimination event put Arkansas in the championship game against Cal State Fullerton. Fullerton, playing with one loss, won the first championship game 13-10 to force a winner-take-all rematch. Fullerton won that one 2-1, sending the disappointed Razorbacks home with the national runner-up trophy.

A third-place finish at the 1985 CWS also saw the Razorbacks go through Tallahassee and started a five-year stretch in which Arkansas advanced to Omaha three times, each time on an odd year. Fifth-place finishes in 1987 and 1989 were outstanding achievements for phenomenal teams.

Arkansas played host to its first Southwest Conference Tournament in 1985, winning in three straight games at George Cole Field with an opening win over Baylor and back-to-back victories over rival Texas. It was another example of facilities playing a role in the program's success - only the addition of lights that season enabled the school to snare the tournament host honor from traditional sites Texas and Texas A&M.

Memorable moments are hard to narrow to such a small space but would include some hard-to-forget home runs and pitching performances. Ralph Kraus ushered in the school's first home night game in classic style with a home run in the bottom of the ninth inning to defeat Texas before thousands in 1985. McReynolds will long be known for his towering shots both at George Cole Field and at the SWC Tournament at Texas A&M in 1980.

There have been 12 no-hitters in school history, the most recent by the combination of Nick Schmidt, Brian McLelland and Devin Collis in 2006. They blanked Oklahoma State to join former Razorbacks Rich Erwin (1976), David Rhodes (1977), Scott Glanz (1982), Tim Deitz (1983), Fred Faust (1984), Steve Parker (1986), Dennis Fletcher-Tim Sherrill-Tim Peters (1987), Brian Cook-Brian Dennison (1991), Todd Abbott (1994), Richie Nye (1996) and Scott Roehl (2001) as no-hit specialists. Steve Krueger recorded the Southwest Conference's lowest league ERA in 1979 and 1980.

Another Nye helped the Razorbacks make history again on the final day of the 1999 regular season. Rodney Nye homered in each of his first three trips to the plate to help the Razorbacks to a victory that gave UA its first SEC Western Division and overall titles.

Baum Stadium has already seen its share of memorable games in its short lifespan, such as Arkansas' 11-run rally to beat South Carolina 17-16 in 1998 and a 16-0 win over Eastern Illinois in which David Walling fanned 16 batters to help give Norm DeBriyn his 1,000th career victory.

In 1999, the Razorbacks took their home field advantage to a new level, going 14-1 in home SEC games and ending the season with 13 consecutive conference victories at the facility. The solid play in home league games helped the Razorbacks earn division and overall league titles and brought an NCAA regional to the UA campus for the first time in school history.

In 2004, Arkansas duplicated the feat again earning a share of the SEC crown and topping the SEC West. Picked last in the division to begin the season, Van Horn guided this gritty bunch of Razorbacks to their second league title since joining the SEC. For their efforts, Arkansas earned a coveted national seed in the NCAA Tournament draw and hosted its second regional in school history.

The Razorbacks hosted the largest attended NCAA regional as 38,773 fans packed Baum Stadium for the three-day event. Arkansas didn't disappoint, although it took a historic comeback to send the home crowd away happy. Down to its last out in an elimination game against Wichita State, Arkansas got a grand slam from junior catcher Brady Toops to complete an improbable 11-9 comeback win against Wichita State. Arkansas held off the Shockers 4-3 in the regional final to secure the school's first-ever NCAA Super Regional.

The following weekend, Arkansas dominated No. 12 Florida State in a two-game sweep of the Seminoles televised nationally by ESPN. Razorback fans set a new NCAA record for super regional attendance at an on-campus venue drawing 9,338 on Friday and 10,027 on Saturday. With the 4-2 win on Saturday, Arkansas clinched its fifth College World Series berth.

Omaha did not prove as kind to the Razorbacks, as Arkansas dropped a pair of games to Texas and Arizona. Despite the quick exit, the improbable run of this underdog Razorback squad captured the imagination of UA fans everywhere, laying the groundwork for even bigger and better things to come.

During the 2009 regular season, Arkansas earned its first No. 1 ranking and defeated Arizona State in front of a then-Baum-record 11,014 fans in the facility's first matchup between top-ranked teams; the Sun Devils were also ranked No. 1 at the time.

In 2009, having swept through the Norman Regional and Tallahassee Super Regional, upsetting national seeds Oklahoma and Florida State, respectively, the Razorbacks earned their sixth trip to Omaha.

Arkansas split its first two games, besting Cal State Fullerton and then losing to LSU. The Razorbacks found themselves one out away from elimination against Virginia before Brett Eibner lifted a two-run shot to left field to tie the game. Arkansas went on to win the instant classic 4-3 in 12 innings. The Razorbacks closed out the CWS with a tie for third place.

The Razorbacks reached the College World Series for the third time under Van Horn in 2012 as Arkansas put together a memorable postseason run that saw them down old SWC rivals Rice and Baylor on their home fields. Arkansas opened its tournament run in Houston as it defeated Sam Houston State twice and downed eighth-ranked Rice in a 1-0 shutout.

The next week, Arkansas returned to the state of Texas and faced No. 4 national seed Baylor. After dropping the opener of the Super Regional, Arkansas responded by winning the next two games to punch its ticket to Omaha. The decisive game of the Super Regional was a classic pitcher's duel. The game was scoreless until the top of the 10th inning when Arkansas broke through on Jake Wise's RBI single, scoring Brian Anderson. Randall Fant, Nolan Sanburn, Brandon Moore, Trent Daniel and Colby Suggs combined to shut down the high-powered Baylor offense and send Arkansas to Omaha.

In the College World Series, the Razorbacks opened by winning its first two games, defeating Kent State 8-1 in the opener and then downing South Carolina 2-1 to snap the Gamecocks' 22-game NCAA postseason win streak. Arkansas would finish tied for third in the CWS after South Carolina defeated the Razorbacks twice.

The 2015 season saw the greatest individual performance ever by an Arkansas baseball player as outfielder Andrew Benintendi became the first Razorback to win the Golden Spikes Award given to the national player of the year. The sophomore wowed the crowds at Baum Stadium as he became just the third player in SEC history to lead the league in home runs (20) and batting average (.376).

With the help of Benintendi, Arkansas had an improbable run culminating in one of the most memorable seasons in Razorback history. Entering April at 14-14, Arkansas went on a tear, going 21-8 in its final 29 games and earned a two-seed in the NCAA Tournament.

Arkansas headed to the Stillwater Regional and cruised through, winning all three games they played win the Regional and host a Super Regional the following week against national seed Missouri State.

The Razorbacks split the first two games of the Fayetteville Super Regional setting up a winner-take-all third game. Behind a raucous and stadium-record crowd of 12,167 fans, first team All-SEC closer Zach Jackson took the mound with a one run lead and 11 outs standing between the Razorbacks and Omaha. Jackson retired 11 straight, including a series-ending strikeout that sent Baum Stadium into hysteria and the Razorbacks to the College World Series for the third time in the past seven years.

A rich history with legendary players, coaches and games make Arkansas baseball a unique and treasured program. With Baum Stadium as a backdrop for the Razorbacks' continued competition in the toughest league in the nation, Arkansas baseball promises to bring fans many more great moments for many years to come.



Former Razorbacks Ronn Reynolds, Kevin McReynolds, Tim Lollar and Johnny Ray with long-time Arkansas head coach Norm DeBriyn (middle).



RAZORBACKS FINISH SECOND IN FIRST CWS APPEARANCE

Overall Record: 49-15 | **SWC Record:** 19-5
SWC Finish: Second
SWC Tournament Finish: Second
College World Series Finish: Second
All-America Selections: Ronn Reynolds, C
CWS All-Tournament Team: Marc Brumble, OF
All-SWC Selections: Steve Krueger, LHP; Johnny Ray, 2B; Ronn Reynolds, C; Ed Wallace, 1B
All-SWC Tournament Selections: Marc Brumble, OF; John Hennell, 1B; Johnny Ray, 2B; Ronn Reynolds, C; Scott Tabor, P; Larry Wallace, SS

1979 Roster

Head Coach: Norm DeBriyn
Assistant Coaches: Doug Clark, Tom Hilton, Ban Ormsby

Name	Pos.	Yr.	Hometown (Last School)
Tim Alexander	RHP	So.	Ft. Smith, Ark. (Southside)
Jeff Ash	OF	Jr.	Shawnee Mission, Kan. (North)
Donald Atkins	INF/OF	Fr.	Little Rock, Ark. (Parkview)
Bill Bakewell	RHP	Sr.	Tulsa, Okla. (Hale)
Powell Bowers	2B	Fr.	Mt. Pleasant, Texas (Mt. Pleasant)
Jeff Boyd	RHP	Jr.	Springfield, Mo. (Glendale)
Marc Brumble	OF	Sr.	Tulsa, Okla. (Hale)
Mark Bulgarelli	C	Sr.	Littleton, Colo. (Arapahoe)
Randal Carter	SS/3B	Jr.	Springfield, Mo. (Hillcrest)
Tim Clancy	C/1B	Jr.	Tulsa, Okla. (Bishop Kelley)
Steve Coker	3B	So.	Fayetteville, Ark. (Fayetteville)
Chris Day	LHP	So.	Houston, Texas (Sharpstown)
Rich Erwin	RHP	Sr.	Littleton, Colo. (Littleton)
Kevin Grover	LHP	Fr.	Janesville, Wis. (Craig)
Bill Grubb	INF/OF	Jr.	Tulsa, Okla. (Hale)
Jeff Haun	INF	Fr.	Overland Park, Kan. (South)
John Hennell	1B	Jr.	Ashland, Wis. (Ashland)
Stuart Huchingson	RHP	Fr.	West Memphis, Ark. (West Memphis)
Jeff Huddleston	RHP	So.	Texarkana, Texas (Liberty)
Albert Jiron	SS	Fr.	Lakewood, Colo. (Bear Creek)
Danny Johnson	RHP	Fr.	Pine Bluff, Ark. (Watson Chapel)
Rob Kauffman	3B	Jr.	Tulsa, Okla. (Hale)
Mike Kreymborg	RHP	Fr.	Tulsa, Okla. (Bishop Kelley)
Dave King	OF	Jr.	Elkins, Ark. (Elkins)
Steve Krueger	LHP	Jr.	Topeka, Kan. (West)
Bruce Lahay	LHP	So.	St. Louis, Mo. (Oakville)
Mike Martin	OF	Sr.	Moore, Okla. (Moore)
Dale McDaniel	RHP	Jr.	Kansas City, Mo. (Hickman)
Pat McGurk	RHP	Jr.	Muskogee, Okla. (Muskogee)
Bob McHale	RHP	Jr.	Tobyhanna, Pa. (Pocono)
Kevin McReynolds	OF	Fr.	North Little Rock, Ark. (Sylvan Hills)
Kevin Radford	2B	Jr.	Tulsa, Okla. (Memorial)
Johhny Ray	2B	Sr.	Chouteau, Okla. (Chouteau)
Ronn Reynolds	C	Jr.	Wichita, Kan. (Southeast)
Rickey Riddley	OF	Jr.	Hot Springs, Ark. (Hot Springs)
Billy Schock	RHP	Fr.	Deer Park, Texas (Deer Park)
John Stanley	LHP	Jr.	Little Rock, Ark. (Hall)
Scott Tabor	RHP	Fr.	Little Rock, Ark. (McClellan)
Ed Wallace	LHP	Sr.	Florissant, Mo. (McClure)
Larry Wallace	2B/SS	Sr.	Pine Bluff, Ark. (Pine Bluff)
Manual Warrior	RHP	Sr.	Sapulpa, Okla. (Kellyville)
Ron Waymire	RHP	Jr.	Tulsa, Okla. (Cascia Hall)
Andy White	RHP	So.	Newport, Ark. (Newport)
Luis Zambrana	OF	So.	Carolina, Puerto Rico

1979 Results

Date	Result	Opponent	Location
2/23	W, 7-1	William Jewell	Fayetteville
2/23	W, 13-2	William Jewell	Fayetteville
2/27	W, 5-0	Missouri Southern	Fayetteville
2/27	W, 3-2	Missouri Southern	Fayetteville
3/2	W, 2-0	Texas*	Fayetteville
3/3	L, 2-3	Texas*	Fayetteville
3/3	L, 0-1	Texas*	Fayetteville
3/4	L, 2-3	Southern Illinois	Fayetteville
3/4	L, 5-18	Southern Illinois	Fayetteville
3/5	W, 5-0	Southwest Baptist	Fayetteville
3/5	W, 9-2	Southwest Baptist	Fayetteville
3/6	W, 4-1	Tulsa	Fayetteville
3/6	W, 8-1	Tulsa	Fayetteville
3/9	W, 6-3	Rice*	Houston, Texas
3/10	W, 7-2	Rice*	Houston, Texas
3/10	W, 12-3	Rice*	Houston, Texas
3/16	W, 12-1	Baylor*	Fayetteville
3/17	W, 5-1	Baylor*	Fayetteville
3/17	L, 0-4	Baylor*	Fayetteville
3/19	W, 13-0	Missouri Western	Fayetteville
3/19	W, 7-6 (11)	Missouri Western	Fayetteville
3/23	W, 7-1	TCU*	Fort Worth, Texas
3/24	W, 10-1	TCU*	Fort Worth, Texas
3/24	W, 9-4	TCU*	Fort Worth, Texas
3/26	W, 6-2	Eastern Michigan	Fayetteville
3/26	W, 1-0	Eastern Michigan	Fayetteville
3/27	W, 7-4	Iowa	Fayetteville
3/27	W, 6-0	Eastern Michigan	Fayetteville
3/30	W, 3-1	SMU*	Fayetteville
3/31	W, 3-1	SMU*	Fayetteville
3/31	W, 9-2	SMU*	Fayetteville
4/3	W, 5-1	SMS	Fayetteville
4/3	W, 4-3	SMS	Fayetteville
4/6	L, 8-9	Texas Tech*	Lubbock, Texas
4/7	W, 6-2	Texas Tech*	Lubbock, Texas
4/7	W, 12-9	Texas Tech*	Lubbock, Texas
4/13	W, 4-0	South Dakota	Fayetteville
4/13	W, 7-0	South Dakota	Fayetteville
4/14	W, 7-1	South Dakota	Fayetteville
4/14	W, 8-1	South Dakota	Fayetteville
4/17	L, 2-5	Oral Roberts	Tulsa, Okla.
4/20	W, 5-3	Houston*	Fayetteville
4/21	W, 3-0	Houston*	Fayetteville
4/21	W, 11-10 (8)	Houston*	Fayetteville
4/27	L, 0-6	Texas A&M*	College Station, Texas
4/28	W, 2-0 (11)	Texas A&M*	College Station, Texas
4/28	W, 9-1	Texas A&M*	College Station, Texas
4/30	L, 8-9	Missouri Southern	Joplin, Mo.
4/30	W, 6-5	Missouri Southern	Joplin, Mo.
5/4	L, 6-7	Wichita State	Wichita, Kan.
5/4	L, 4-5	Wichita State	Wichita, Kan.
5/12	W, 6-1	Baylor!	Austin, Texas
5/13	L, 2-6	Texas!	Austin, Texas
5/14	W, 6-2	Texas A&M!	Austin, Texas
5/14	L, 6-12	Texas!	Austin, Texas
5/25	W, 12-11	George Washington+	Tallahassee, Fla.
5/26	W, 9-1	Florida+	Tallahassee, Fla.
5/26	W, 8-6	Delaware+	Tallahassee, Fla.
5/27	W, 4-3	Delaware+	Tallahassee, Fla.
6/1	W, 5-4	Pepperdine#	Omaha, Neb.
6/3	W, 10-3	Arizona#	Omaha, Neb.
6/5	W, 9-4	Texas#	Omaha, Neb.
6/6	L, 10-13	Cal State Fullerton#	Omaha, Neb.
6/8	L, 1-2	Cal State Fullerton#	Omaha, Neb.

** - SWC Game; ! - SWC Tournament; + - NCAA East Regional; # - College World Series*



RAZORBACKS WIN 51 GAMES, FINISH THIRD AT CWS

Overall Record: 51-15 | **SWC Record:** 13-7
SWC Finish: Third
SWC Tournament Finish: First
College World Series Finish: Third
All-America Selections: Mike Loggins, OF
CWS All-Tournament Team: Jeff King, 3B; Ralph Kraus, OF
All-SWC Selections: Tim Deitz, P; Fred Farwell, P; Jeff King, 3B; Mike Loggins, OF; Norm Roberts, OF
All-SWC Tournament Selections: Tim Deitz, P; Fred Farwell, P; Jeff King, 3B; Mike Loggins, OF; Dave Patterson, 1B (MVP); Norm Roberts, OF; Doyle Wilson, C

1985 Roster

Head Coach: Norm DeBriyn
Assistant Coaches: Doug Clark, Dave Jorn, Rex Dickerson (GA), Rude Garcia (GA), Dave Van Horn (GA)

Name	Pos.	Yr.	Hometown (Last School)
Joe Blair	2B	Fr.	Orlando, Fla. (Bishop)
Kevin Campbell	RHP	So.	Des Arc, Ark. (Des Arc)
Dera Clark	RHP	So.	Artesia, N.M. (Artesia)
Steve Clements	OF	Sr.	Vancouver, British Columbia (S. Idaho JC)
Jay Cleveland	RHP	So.	Amarillo, Texas (UTEP)
Tim Deitz	RHP	Jr.	Tulsa, Okla. (Hale)
Joe DiLeo	INF	Fr.	Scranton, Pa. (Central)
Bobby Joe Edmonds	OF	So.	St. Louis, Mo. (Luthern North)
Fred Farwell	LHP	Jr.	Nashua, N.H. (Crowder JC)
Fred Faust	RHP	Jr.	Fayetteville, Ark. (Fayetteville)
David Ferrell	2B	Jr.	West Fork, Ark. (Northark JC)
Chris Flake	OF	Fr.	North Little Rock, Ark. (Northeast)
Rob Gee	LHP	Jr.	North Little Rock, Ark. (Westark JC)
Ray Harris	LHP	Fr.	Jacksonville, Ark. (Jacksonville)
Jim Hartman	OF	Fr.	Bedford, Texas (Trinity)
Keith Helton	LHP	So.	North Little Rock, Ark. (Ole Main)
Howard Hilton	RHP	Sr.	Oxnard, Calif. (Oxnard JC)
Rick Huntze	RHP	Sr.	Tulsa, Okla. (Bacone JC)
Mark Jackson	OF	Jr.	North Little Rock, Ark. (Northeast)
Joe Jakonczuk	1B	Fr.	Cabot, Ark. (Cabot)
Kevin Kee	RHP	Fr.	Wichita Falls, Texas (Hirschi)
Keith Kerns	2B	Jr.	Salina, Okla. (Bacone JC)
Jeff King	3B	So.	Colorado Springs, Colo. (Rampart)
Ralph Kraus	1B/OF	Jr.	Plano, Texas (Plano)
Jim Kremers	INF	Fr.	North Little Rock, Ark. (Catholic)
Mike Loggins	OF	Jr.	Crossett, Ark. (Crossett)
Chris Lusker	C	Jr.	Pittsburg, Kan. (Labette JC)
Ron Meilleur	RHP	Fr.	Winnipeg, Canada (Winnipeg)
Gary Murphy	RHP	Jr.	Hazleton, Pa. (Luzerne JC)
Greg Murtha	C	Fr.	Little Rock, Ark. (Westark JC)
David Patterson	INF	Jr.	Ventura, Calif. (Ventura JC)
Tony Peters	C	Jr.	Nicholson, Pa. (Lackawanna)
Pat Rice	RHP	Jr.	Colorado Springs, Colo. (Academy)
Derrick Richardson	INF	Sr.	Fort Smith, Ark. (Northside)
Norm Roberts	OF	Sr.	Texarkana, Texas (Texas)
Ellis Roby	SS	Jr.	North Little Rock, Ark. (Ole Main)
Doyle Wilson	C	Jr.	Chandler, Ariz. (Mesa JC)



1985 Results

Date	Result	Opponent	Location
2/9	L, 2-5	Miami (Fla.)	Coral Gables, Fla.
2/9	L, 1-2	Miami (Fla.)	Coral Gables, Fla.
2/10	L, 0-4	Miami (Fla.)	Coral Gables, Fla.
2/16	W, 4-0	Oklahoma City	Fayetteville
2/16	W, 20-13	Oklahoma City	Fayetteville
2/17	W, 5-2	Oklahoma City	Fayetteville
2/22	W, 5-1	Kansas State	Fayetteville
2/25	W, 12-1	Missouri Southern	Fayetteville
2/25	W, 8-3	Missouri Southern	Fayetteville
3/1	W, 15-4	Lubbock Christian	Fayetteville
3/2	W, 15-1	Lubbock Christian	Fayetteville
3/2	W, 4-1	Lubbock Christian	Fayetteville
3/3	W, 11-3	Northwest Missouri State	Fayetteville
3/4	W, 18-8	Northeast Missouri State	Fayetteville
3/5	W, 15-6	Southeast Oklahoma State	Fayetteville
3/8	W, 9-7	Indiana State	Fayetteville
3/9	W, 7-2	Indiana State	Fayetteville
3/9	W, 3-1	Indiana State	Fayetteville
3/17	W, 8-4	Rice*	Houston, Texas
3/17	L, 2-13	Rice*	Houston, Texas
3/18	W, 10-0	Missouri Western	Fayetteville
3/18	W, 4-0	Missouri Western	Fayetteville
3/19	W, 4-3	School of the Ozarks	Fayetteville
3/19	W, 6-0	School of the Ozarks	Fayetteville
3/22	W, 5-4	Texas*	Fayetteville
3/23	W, 2-1	Texas*	Fayetteville
3/23	L, 3-13	Texas*	Fayetteville
3/26	L, 1-3	Oklahoma State	Stillwater, Okla.
3/29	L, 2-6	Texas A&M*	College Station, Texas
3/31	W, 6-4	Texas A&M*	College Station, Texas
3/31	W, 15-4	Texas A&M*	College Station, Texas
4/2	L, 6-14	Oklahoma State	Fayetteville
4/5	W, 16-12	Houston*	Fayetteville
4/6	W, 5-4	Houston*	Fayetteville
4/6	L, 9-10	Houston*	Fayetteville
4/12	W, 14-4	Texas Tech*	Lubbock, Texas
4/13	W, 14-11	Texas Tech*	Lubbock, Texas
4/13	W, 22-5	Texas Tech*	Lubbock, Texas
4/16	W, 6-5	SMS	Fayetteville
4/19	W, 19-7	TCU*	Fort Worth, Texas
4/20	L, 3-4	TCU*	Fort Worth, Texas
4/20	W, 12-6	TCU*	Fort Worth, Texas
4/26	L, 6-7	Baylor*	Fayetteville
4/27	W, 5-4	Baylor*	Fayetteville
4/27	L, 8-11	Baylor*	Fayetteville
4/30	L, 2-16	Mississippi State	Greenville, Miss.
5/1	W, 13-1	Mississippi State	Little Rock, Ark.
5/3	W, 10-4	Kansas	Fayetteville
5/4	W, 6-5	Kansas	Fayetteville
5/4	W, 6-2	Kansas	Fayetteville
5/6	W, 14-4	Oklahoma Christian	Fayetteville
5/9	W, 6-4	Oral Roberts	Fayetteville
5/10	W, 5-1	Oral Roberts	Fayetteville
5/11	W, 9-5	Oral Roberts	Tulsa, Okla.
5/15	W, 11-2	Louisiana-Lafayette!	Fayetteville
5/17	W, 6-4	Baylor!	Fayetteville
5/18	W, 9-5	Texas!	Fayetteville
5/19	W, 10-6	Texas!	Fayetteville
5/23	W, 20-13	Eastern Kentucky+	Tallahassee, Fla.
5/24	W, 13-9	George Mason+	Tallahassee, Fla.
5/25	W, 7-6	Florida State+	Tallahassee, Fla.
5/26	W, 7-5	Georgia Tech+	Tallahassee, Fla.
5/31	W, 1-0	South Carolina#	Omaha, Neb.
6/3	L, 4-5	Mississippi State#	Omaha, Neb.
6/6	W, 10-4	Stanford#	Omaha, Neb.
6/8	L, 7-8	Texas#	Omaha, Neb.

** - SWC Game; ! - SWC Tournament; + - NCAA South II Regional; # - College World Series*



RAZORBACKS MAKE 3RD CWS APPEARANCE, FINISH 5TH

Overall Record: 51-16 | **SWC Record:** 17-4
SWC Finish: Second
SWC Tournament Finish: Second
College World Series Finish: Fifth
All-America Selections: Andy Skeels, C
CWS All-Tournament Team: None
All-SWC Selections: Bobby Edwards, P; Tim Peters, P; Andy Skeels, C
All-SWC Tournament Selections: Andy Skeels, C

1987 Roster

Head Coach: Norm DeBriyn
Assistant Coaches: Doug Clark, Dave Jorn, Dave Van Horn (GA), Jerry Pufall (GA)

Name	Pos.	Yr.	Hometown (Last School)
Jim Anderson	C/OF	Fr.	St. Louis, Mo. (Lindbergh)
Bob Bailey	INF	Fr.	Newport, Ark. (Newport)
Randy Bobb	1B	Jr.	Broken Arrow, Okla. (Broken Arrow)
Jim Calhoon	INF	Fr.	Jacksonville, Ark. (Jacksonville)
Dan Campbell	OF	Jr.	Palos Verdes, Calif. (L.A. Harbor JC)
Kyle Caple	C	Fr.	Plano, Texas (Plano)
Bubba Carpenter	OF/LHP	Fr.	Winslow, Ark. (West Fork)
John Cebuhar	LHP	Jr.	Tulsa, Okla. (East Oklahoma JC)
Jay Cleveland	RHP	Sr.	Amarillo, Texas (UTEP)
Stan Click	OF	Jr.	Crossett, Ark. (Garden City JC)
Greg D'Alexander	3B	Fr.	Allen Park, Mich. (Cabrini)
Bob Edwards	RHP	Jr.	Salt Lake City, Utah (Coll. of S. Idaho)
Troy Eklund	1B/OF	So.	Kansas City, Mo. (Parkhill)
Dennis Fletcher	RHP	So.	Farmington, Ark. (Farmington)
Shawn Gore	1B/OF	Fr.	West Fork, Ark. (Farmington)
Bill Gunger	OF	So.	Aubun, N.Y. (Quinnipiac College)
Ray Harris	LHP	Jr.	Jacksonville, Ark. (Jacksonville)
Keith Helton	LHP	Sr.	North Little Rock, Ark. (Ole Main)
Mickey House	OF	So.	DeKalb, Texas (Texarkana JC)
Greg King	INF	Fr.	Lenexa, Kan. (Shawnee Mission South)
Jim Kremers	C/OF	Jr.	North Little Rock, Ark. (Catholic)
Allen Lester	LHP	Fr.	Fort Smith, Ark. (Southside)
Rod Moore	OF	Sr.	Oklahoma City, Okla. (Seminole JC)
Mike Oquist	RHP	Fr.	LaJunta, Colo. (Lajunta)
Tim Peters	RHP	Sr.	Portland, Ore. (Coll. of S. Idaho)
Tony Peters	C	Sr.	Nicholson, Pa. (Lackawana JC)
Jim Phillips	1B	Jr.	Texarkana, Texas (Seminole JC)
Scott Pose	INF	So.	West Des Moines, Iowa (Iowa West CC)
Ken Reese	INF	Jr.	Texarkana, Texas (Panola JC)
Tim Sherrill	LHP	Sr.	Harrison, Ark. (North Arkansas CC)
Britt Shoptaw	RHP	Fr.	Little Rock, Ark. (McClellan)
Mike Sisco	SS	Sr.	Des Peres, Mo. (Merramec JC)
Andy Skeels	C/OF	Sr.	Thousand Oaks, Calif. (Oxnard JC)
Don Thomas	3B/OF	So.	Pine Bluff, Ark. (Dollarway)
Kendall Trainor	OF	So.	Fredonia, Kan. (Fredonia)
Spencer Wilkinson	RHP	Jr.	Muskogee, Okla. (Connors State CC)
Kelly Zane	INF	Jr.	Wichita, Kan. (Butler County CC)



1987 Results

Date	Result	Opponent	Location
2/14	W, 3-1	Memphis	Memphis, Tenn.
2/14	T, 2-2	Memphis	Memphis, Tenn.
2/21	W, 21-5	Memphis	Fayetteville
2/22	W, 14-7	Memphis	Fayetteville
2/23	W, 4-3	Missouri Southern	Fayetteville
2/23	W, 13-10	Missouri Southern	Fayetteville
2/25	L, 4-6	Hawaii Pacific	Honolulu, Hawaii
2/26	W, 10-7	Hawaii Pacific	Honolulu, Hawaii
2/27	L, 4-8	Hawaii	Honolulu, Hawaii
2/28	L, 5-6 (10)	Hawaii	Honolulu, Hawaii
3/1	W, 9-7 (10)	Hawaii	Honolulu, Hawaii
3/2	W, 7-4	Hawaii	Honolulu, Hawaii
3/6	L, 3-4	Kansas State	Fayetteville
3/7	W, 12-7	Kansas State	Fayetteville
3/8	W, 13-4	North Texas	Fayetteville
3/9	W, 13-3	Lubbock Christian	Fayetteville
3/10	W, 20-10	St. Louis	Fayetteville
3/11	W, 9-0	St. Louis	Fayetteville
3/11	W, 15-5	St. Louis	Fayetteville
3/13	W, 10-3	Northern Iowa	Fayetteville
3/14	W, 8-3	Western Kentucky	Fayetteville
3/15	W, 5-2	Western Kentucky	Fayetteville
3/15	L, 5-11	Washington State	Fayetteville
3/20	W, 17-10	Texas A&M*	College Station, Texas
3/21	W, 8-2	Texas A&M*	College Station, Texas
3/21	W, 7-3	Texas A&M*	College Station, Texas
3/25	L, 1-8	Oklahoma State	Stillwater, Okla.
3/27	L, 3-4	Houston*	Fayetteville
3/28	W, 10-3	Houston*	Fayetteville
3/28	W, 12-6	Houston*	Fayetteville
3/31	W, 11-2	Missouri-St. Louis	Fayetteville
3/31	W, 14-2	Missouri-St. Louis	Fayetteville
4/3	W, 2-0	Texas Tech*	Lubbock, Texas
4/4	W, 8-6	Texas Tech*	Lubbock, Texas
4/4	W, 9-0	Texas Tech*	Lubbock, Texas
4/7	W, 16-2	Evangel	Fayetteville
4/10	W, 9-7	TCU*	Fort Worth, Texas
4/11	L, 6-7	TCU*	Fort Worth, Texas
4/11	W, 13-7	TCU*	Fort Worth, Texas
4/15	W, 12-11	Oklahoma	Fayetteville
4/17	W, 5-3	Baylor*	Fayetteville
4/18	W, 8-0	Baylor*	Fayetteville
4/18	W, 6-5	Baylor*	Fayetteville
4/20	W, 12-1	School of the Ozarks	Fayetteville
4/21	W, 9-8	Oklahoma State	Fayetteville
4/24	W, 4-3	Rice*	Houston, Texas
4/25	W, 5-1	Rice*	Houston, Texas
4/25	W, 3-0	Rice*	Houston, Texas
4/28	W, 14-10	Southeast Oklahoma State	Fayetteville
4/29	W, 20-5	Missouri Southern	Fayetteville
5/1	L, 5-9	Texas*	Fayetteville
5/2	W, 9-3	Texas*	Fayetteville
5/2	L, 1-4	Texas*	Fayetteville
5/7	W, 14-4	Oral Roberts	Fayetteville
5/8	W, 17-5	Oral Roberts	Fayetteville
5/10	L, 2-10	Oral Roberts	Tulsa, Okla.
5/10	L, 11-12 (10)	Missouri	Columbia, Mo.
5/15	W, 4-3	Texas A&M!	Austin, Texas
5/17	L, 10-3	Texas!	Austin, Texas
5/17	W, 14-9	Houston!	Austin, Texas
5/18	L, 2-3	Texas!	Austin, Texas
5/22	W, 10-7	Middle Tennessee+	Huntsville, Ala.
5/22	W, 7-2	West Virginia+	Huntsville, Ala.
5/23	W, 6-5 (10)	Clemson+	Huntsville, Ala.
5/24	W, 4-2	Clemson+	Huntsville, Ala.
5/30	L, 6-13	Texas#	Omaha, Neb.
5/31	W, 5-4	Georgia#	Omaha, Neb.
6/3	L, 2-5	LSU#	Omaha, Neb.

** - SWC Game; ! - SWC Tournament; + - NCAA South I Regional; # - College World Series*



ARKANSAS MAKES THIRD CWS IN FIVE YEARS, FINISH 4TH

Overall Record: 51-16 | **SWC Record:** 17-4
SWC Finish: Tied First
SWC Tournament Finish: Second
College World Series Finish: Fifth
All-America Selections: Troy Eklund, OF
CWS All-Tournament Team: None
All-SWC Selections: Bubba Carpenter, 1B/OF; Greg D'Alexander, 3B; Troy Eklund, OF; Mike Oquist, P; Scott Pose, OF; Phillip Stidham, P; Mark Swope, P
All-SWC Tournament Selections: None

1989 Roster

Head Coach: Norm DeBriyn
Assistant Coaches: Doug Clark, John Luedtke, Abraham Flores (GA), Rod Moore (GA), Shannon Rhea (GA)

Name	Pos.	Yr.	Hometown (Last School)
Bill Abbott	RHP	Jr.	Springfield, Mo. (Labette CC)
Doug Bennett	RHP	Fr.	Springfield, Mo. (Hillcrest)
Brent Birch	LHP	Fr.	North Little Rock, Ark. (Northeast)
Greg Boyd	C	Jr.	Paragould, Ark. (Three Rivers JC)
Chris Bryan	LHP	So.	Pine Bluff, Ark. (Pine Bluff)
Jim Calhoon	INF	Jr.	Jacksonville, Ark. (Jacksonville)
Bubba Carpenter	INF/OF	So.	Brentwood, Ark. (West Fork)
Jay Carpenter	INF/OF	Jr.	Brentwood, Ark. (Arkansas Tech)
Brian Cook	RHP	Fr.	Tulsa, Okla. (Memorial)
Greg D'Alexander	3B	Jr.	Allen Park, Mich. (Cabrini)
Charles Downey	SS	Fr.	League City, Texas (Dickinson)
Troy Eklund	OF	Sr.	Kansas City, Kan. (Park Hill)
Scott Epps	SS	Fr.	Jenks, Okla. (Jenks)
Haden Etheridge	OF	So.	North Little Rock, Ark. (Northeast)
Dennis Fletcher	RHP	Sr.	Farmington, Ark. (Farmington)
Tony Gilmore	C	Jr.	Tulsa, Okla. (Eastern Oklahoma JC)
Juju Harshaw	C/OF	Fr.	North Little Rock, Ark. (Northeast)
Glen Ray Hines	1B/3B	So.	Houston, Texas (Rice)
Todd Hobson	OF	Fr.	Indianapolis, Ind. (Lawrence North)
Dan Hreha	INF	Fr.	Brooklyn Center, Minn. (Park Center)
Cole Hyson	RHP	Jr.	Durango, Colo. (Eastern Utah)
Brett Kemohah	C/OF	Fr.	Vinita, Okla. (Vinita)
Greyson Liles	1B/OF	Fr.	Houston, Texas (Bellaire)
Ron Moore	OF	So.	Oklahoma City, Okla. (Murray State JC)
Mike Oquist	RHP	Jr.	LaJunta, Colo. (LaJunta)
Scott Osmon	RHP	Sr.	Mountain Home, Ark. (North Ark CC)
Kirk Piskor	C	Fr.	Plano, Texas (Plano East)
Scott Pose	OF	Sr.	West Des Moines, Iowa (Iowa West JC)
Peter Raether	RHP	Fr.	Edina, Minn. (Edina)
Phillip Stidham	RHP	Fr.	Tulsa, Okla. (Nathan Hale)
Rod Stillwell	SS	Sr.	Thousand Oaks, Calif. (Moorpark JC)
Mark Swope	RHP	So.	Spring Hill, Kan. (Spring Hill)
Jim Tejcek	RHP	Jr.	San Diego, Calif. (Southern Idaho)
Don Thomas	OF	Sr.	Pine Bluff, Ark. (Dollarway)
Tim Thomas	2B	So.	St. Paul, Minn. (Iowa Western JC)

'89 College World Series
NCAA
OMAHA, NEBRASKA

1989 Results

Date	Result	Opponent	Location
2/19	W, 5-1	Wichita State	Fayetteville
2/24	W, 6-2	Missouri Southern	Fayetteville
2/25	W, 3-2	Kansas	Fayetteville
2/25	W, 7-0	Kansas	Fayetteville
2/26	W, 18-4	Kansas	Fayetteville
2/28	W, 8-4	Kentucky	Lakeland, Fla.
3/1	W, 2-1	Penn State	Lakeland, Fla.
3/1	L, 2-6	Kentucky	Lakeland, Fla.
3/2	L, 2-6	Western Michigan	Lakeland, Fla.
3/3	W, 8-2	Eckerd	Lakeland, Fla.
3/4	W, 15-0	Western Michigan	Lakeland, Fla.
3/10	W, 1-0	Iowa State	Fayetteville
3/11	W, 9-4	Iowa State	Fayetteville
3/12	W, 4-1	Nebraska	Fayetteville
3/13	W, 9-1	Stephen F. Austin	Fayetteville
3/14	W, 13-4	Wisconsin-Osh Kosh	Fayetteville
3/15	W, 9-4	Wisconsin-Osh Kosh	Fayetteville
3/17	W, 3-2	Northwestern State	Shreveport, La.
3/18	L, 2-10	Oklahoma State	Shreveport, La.
3/19	L, 4-8	Louisiana-Lafayette	Shreveport, La.
3/20	W, 14-4	Northern Iowa	Fayetteville
3/21	W, 12-1	Southwest Baptist	Fayetteville
3/22	W, 14-5	School of the Ozarks	Fayetteville
3/22	W, 10-0	School of the Ozarks	Fayetteville
3/24	W, 10-1	Houston*	Fayetteville
3/25	W, 3-0	Houston*	Fayetteville
3/25	W, 8-3	Houston*	Fayetteville
3/27	W, 11-3	St. Olaf	Fayetteville
3/31	W, 12-0	Texas Tech*	Lubbock, Texas
4/1	W, 3-2	Texas Tech*	Lubbock, Texas
4/1	W, 6-5	Texas Tech*	Lubbock, Texas
4/4	W, 10-4	Oklahoma State	Stillwater, Okla.
4/5	W, 6-4	Evangel	Fayetteville
4/7	W, 5-4	TCU*	Fort Worth, Texas
4/8	W, 8-6	TCU*	Fort Worth, Texas
4/8	W, 11-3	TCU*	Fort Worth, Texas
4/9	W, 11-1	Southeastern (Okla.) State	Fayetteville
4/10	L, 8-10	Dallas Baptist	Fayetteville
4/11	W, 7-4	Missouri	Columbia, Mo.
4/14	W, 8-4	Baylor*	Fayetteville
4/15	W, 9-1	Baylor*	Fayetteville
4/15	W, 10-3	Baylor*	Fayetteville
4/19	W, 9-8	Northeastern (Okla.) State	Fayetteville
4/21	W, 10-2	Rice*	Houston, Texas
4/22	L, 1-3	Rice*	Houston, Texas
4/22	W, 8-4	Rice*	Houston, Texas
4/26	L, 2-3	Oklahoma	Fayetteville
4/28	L, 4-5	Texas*	Fayetteville
4/29	W, 8-4	Texas*	Fayetteville
4/29	W, 14-7	Texas*	Fayetteville
4/30	W, 9-4	Kansas State	Fayetteville
5/1	L, 2-7	Kansas State	Fayetteville
5/5	W, 11-9 (16)	Texas A&M*	College Station, Texas
5/6	L, 2-3	Texas A&M*	College Station, Texas
5/7	L, 0-9	Texas A&M*	College Station, Texas
5/10	W, 10-6	Oklahoma State	Fayetteville
5/18	L, 3-8	Texas!	College Station, Texas
5/19	W, 5-4	Houston!	College Station, Texas
5/20	L, 1-9	Texas!	College Station, Texas
5/25	L, 5-7	Le Moyne+	Waterbury, Conn.
5/26	W, 8-2	George Washington+	Waterbury, Conn.
5/28	W, 9-2	Illinois+	Waterbury, Conn.
5/29	W, 1-0	Arizona State+	Waterbury, Conn.
5/29	W, 6-5	Le Moyne+	Waterbury, Conn.
6/2	L, 1-3	Wichita State#	Omaha, Neb.
6/4	W, 7-3	North Carolina#	Omaha, Neb.
6/6	L, 8-4	Wichita State#	Omaha, Neb.

** - SWC Game; ! - SWC Tournament; + - NCAA Midwest Regional; # - College World Series*



ARKANSAS RETURNS TO OMAHA UNDER DAVE VAN HORN

Overall Record: 45-24 | **SEC Record:** 19-11
SEC Finish: First
SEC Tournament Finish: Third
College World Series Finish: Seventh
All-America Selections: None
CWS All-Tournament Selections: None
All-SEC Selections: Scott Hode, SS
All-SEC Tournament Selections: Jake Dugger, OF

2004 Roster

Head Coach: Dave Van Horn
Assistant Coaches: Matt Deggs, Dave Jorn, Tom Pagnozzi

Name	Pos.	Yr.	Hometown (Last School)
Charley Boyce	RHP	So.	Broken Arrow, Okla. (Tulsa Union)
Clint Brannon	LHP	Jr.	Bradford, Ark. (Bradford)
Scott Bridges	INF/OF	Jr.	White Hall, Ark. (White Hall)
Robby Daniel	RHP	Fr.	Poyen, Ark. (Poyen)
Devin Day	INF	Jr.	Gilbert, Ariz. (Gilbert)
Jason Deere	C/OF	So.	Conway, Ark. (Conway)
Jake Dugger	OF	Fr.	Omaha, Neb. (Millard West)
James Gilbert	LHP	Fr.	Katy, Texas (James E. Taylor)
Boyd Goodner	RHP	Sr.	Benton, Ark. (Benton)
Clay Goodwin	1B/3B	Jr.	Benton, Ark. (Benton)
Brett Hagedorn	INF	Sr.	Fort Smith, Ark. (Southside)
Caton Hall	RHP	Sr.	McCrory, Ark. (McCrory)
Danny Hamblin	3B/1B	Fr.	Rowlett, Texas (Rowlett)
Scott Hode	INF	Jr.	Crystal Lake, Ill. (Crystal Lake)
Trey Holloway	LHP	Jr.	Booneville, Ark. (Booneville)
Ryan Lennerton	LHP	So.	Langley, British Columbia (Brookswood)
Daryl Maday	RHP	Fr.	Bristol, Wis. (Westosha)
Brian McLelland	RHP	Fr.	DeQueen, Ark. (DeQueen)
Knox McCorquodale	C/1B	Fr.	Orange, Texas (Little Cypress)
Bubbs Merrill	INF	Sr.	Omaha, Neb. (Millard North)
Blake Parker	C/1B/OF	Fr.	Fayetteville, Ark. (Fayetteville)
Haas Pratt	INF	Sr.	San Diego, Calif. (Rancho Bernardo)
Stephen Robison	OF	Fr.	Tulsa, Okla. (Union)
Casey Rowlett	INF/OF	Jr.	Jones, Okla. (Jones)
Jay Sawatski	LHP	Sr.	Little Rock, Ark. (Pulaski Academy)
Joe Skinner	LHP	Fr.	Grand Rapids, Mich. (South Christian)
Josh Smith	RHP	So.	Lake Havasu City, Ariz. (Lake Havasu)
Matt Stallings	RHP	So.	Colleyville, Texas (Missouri)
Brady Toops	C	Jr.	New London, Minn. (New London)
Kern Watts	OF	Fr.	Brampton, Ontario (Brampton Centennial)
Justin White	RHP	Fr.	Fort Gibson, Okla. (Fort Gibson)

2004 Results

Date	Result	Opponent	Location
2/13	W, 2-0	Louisiana Tech	Fayetteville
2/14	W, 22-2	Louisiana Tech	Fayetteville
2/15	W, 13-2	Louisiana Tech	Fayetteville
2/20	W, 14-7	St. John's	Fayetteville
2/21	W, 6-5	St. John's	Fayetteville
2/22	W, 14-3	St. John's	Fayetteville
2/24	W, 7-1	McNeese State	Fayetteville
2/25	W, 7-2	McNeese State	Fayetteville
2/27	L, 1-3	New Mexico	College Station, Texas
2/27	L, 5-7	Texas A&M	College Station, Texas
2/28	W, 13-3	New Mexico	College Station, Texas
2/28	W, 6-4	Texas A&M	College Station, Texas
2/29	L, 7-9	Texas A&M	College Station, Texas
2/29	W, 5-2	New Mexico	College Station, Texas
3/6	L, 1-4	Texas-Pan American	Edinburg, Texas
3/7	L, 4-11	Texas-Pan American	Edinburg, Texas
3/12	W, 4-3	Illinois-Chicago	Fayetteville
3/14	L, 1-9	Illinois-Chicago	Fayetteville
3/16	W, 10-9	Centenary	Fayetteville
3/17	W, 15-3	Centenary	Fayetteville
3/19	L, 1-11	Florida*	Gainesville, Fla.
3/20	W, 8-2	Florida*	Gainesville, Fla.
3/21	L, 6-7 (10)	Florida*	Gainesville, Fla.
3/26	W, 5-3	South Carolina*	Fayetteville
3/27	W, 5-4	South Carolina*	Fayetteville
3/28	L, 2-10	South Carolina*	Fayetteville
3/30	W, 10-4	Wichita State	Fayetteville
4/2	L, 3-6	Alabama*	Fayetteville
4/3	W, 7-2	Alabama*	Fayetteville
4/4	W, 11-6	Alabama*	Fayetteville
4/6	L, 5-6 (16)	SMS	Fayetteville
4/9	W, 11-8	LSU*	Baton Rouge, La.
4/10	W, 11-10	LSU*	Baton Rouge, La.
4/11	W, 7-5	LSU*	Baton Rouge, La.
4/13	L, 4-6	Oral Roberts	Fayetteville
4/16	W, 6-3	Vanderbilt*	Nashville, Tenn.
4/17	W, 9-4	Vanderbilt*	Nashville, Tenn.
4/18	L, 8-14	Vanderbilt*	Nashville, Tenn.
4/20	W, 5-2	Oklahoma State	Fayetteville
4/23	W, 9-4	Kentucky*	Fayetteville
4/24	W, 5-4	Kentucky*	Fayetteville
4/25	W, 11-10	Kentucky*	Fayetteville
4/27	W, 8-4	Oral Roberts	Tulsa, Okla.
4/30	L, 3-9	Tennessee*	Fayetteville
5/1	W, 4-1	Tennessee*	Fayetteville
5/2	W, 5-3	Tennessee*	Fayetteville
5/7	L, 0-1	Ole Miss*	Oxford, Miss.
5/8	W, 3-1	Ole Miss*	Oxford, Miss.
5/9	L, 3-5	Ole Miss*	Oxford, Miss.
5/11	W, 13-2	Texas-Pan American	Fayetteville
5/15	L, 2-3	Mississippi State*	Starkville, Miss.
5/16	L, 4-5	Mississippi State*	Starkville, Miss.
5/16	W, 4-2	Mississippi State*	Starkville, Miss.
5/21	W, 9-7	Auburn*	Fayetteville
5/22	L, 4-7	Auburn*	Fayetteville
5/23	W, 15-3	Auburn*	Fayetteville
5/26	L, 6-8	Tennessee!	Hoover, Ala.
5/27	W, 4-3	Ole Miss!	Hoover, Ala.
5/28	W, 4-1	Tennessee!	Hoover, Ala.
5/29	L, 2-3	South Carolina!	Hoover, Ala.
6/4	W, 4-1	Le Moyne+	Fayetteville
6/5	L, 1-4	Wichita State+	Fayetteville
6/5	W, 10-7	Missouri+	Fayetteville
6/6	W, 11-9	Wichita State+	Fayetteville
6/6	W, 4-3	Wichita State+	Fayetteville
6/11	W, 7-5	Florida State$	Fayetteville
6/12	W, 4-2	Florida State$	Fayetteville
6/18	L, 2-13	Texas#	Omaha, Neb.
6/19	L, 2-7	Arizona#	Omaha, Neb.

** - SEC; ! - SEC Tournament; + - NCAA Fayetteville Regional;*
$ - NCAA Fayetteville Super Regional; # - College World Series



POSTSEASON PUSH LEADS ARKANSAS TO SIXTH CWS

Overall Record: 41-24 | **SEC Record:** 14-15
SEC Finish: Seventh
SEC Tournament Finish: Third
College World Series Finish: Third
All-America Selections: Zack Cox, INF/RHP (Freshman)
CWS All-Tournament Selections: None
All-SEC Selections: None
All-SEC Tournament Selections: Bo Bigham, INF; Zack Cox, INF; Ben Tschepikow, INF

2009 Roster

Head Coach: Dave Van Horn
Assistant Coaches: Todd Butler, Dave Jorn, Chris Curry

Name	Pos.	Yr.	Hometown (Last School)
Kyle Atkins	OF	Fr.	DeQueen, Ark. (DeQueen HS)
Bo Bigham	INF	Fr.	Texarkana, Ark. (Arkansas HS)
Bryan Bigham	RHP	Jr.	Allen, Texas (Navarro College)
Mike Bolsinger	RHP	Jr.	McKinney, Texas (Grayson [Texas] CC)
Tim Carver	INF	Fr.	Fayetteville, Ark. (Fayetteville HS)
Ryan Cisterna	C	Sr.	Gilbert, Ariz. (Chandler-Gilbert [Ariz.] JC)
Trevor Cousineau	LHP	Fr.	Davison, Mich. (Davison HS)
Zack Cox	INF/RHP	Fr.	Louisville, Ky. (Pleasure Ridge Park HS)
Andrew Darr	OF/INF	Sr.	Gilbert, Ariz. (Chandler-Gilber [Ariz.] JC)
Geoffrey Davenport	LHP	Fr.	Ft. Worth, Texas (Paschal HS)
Brett Eibner	OF/RHP	So.	Houston, Texas (The Woodlands HS)
T.J. Forrest	RHP	Jr.	Bossier City, La. (Bossier Parish CC)
Seth Gardner	OF	Fr.	Dallas, Texas (Highland Park HS)
Zack Hall	LHP	Fr.	Springdale, Ark. (Har-Ber HS)
Tom Hauskey	C	Jr.	Springdale, Ark. (Springdale HS)
Jeremy Heatley	RHP	Jr.	Breckenridge, Texas (North Lake College)
Jacob House	OF/INF	So.	Mansfield, Texas (Timberview HS)
Dallas Keuchel	LHP	Jr.	Tulsa, Okla. (Bishop Kelley HS)
Christian Kowalchuk	LHP	Jr.	Saskatoon, Saskatchewan (Seward CC)
Collin Kuhn	OF/INF	Fr.	Beaver Dam, Wis. (Beaver Dam HS)
Chase Leavitt	OF	Sr.	St. George, Utah (Dixie College/CCSN)
Scott Limbocker	LHP	So.	Overland Park, Kan. (Blue Valley North HS)
Scott Lyons	INF	Sr.	Covina, Calif. (Mt. San Antonio [Calif.] JC)
James Mahler	RHP	So.	Sandy, Utah (Jordan HS)
James McCann	C	Fr.	Santa Barbara, Calif. (Dos Pueblos HS)
Jarrod McKinney	OF	Fr.	Hughes Springs, Texas (Hughes Springs HS)
Sam Murphy	RHP	So.	Omaha, Neb. (Westside HS)
Jonathan Perlman	INF	Fr.	Dallas, Texas (Highland Park HS)
Stephen Richards	LHP	Jr.	Plano, Texas (Plano East HS)
Zac Russell	C	Fr.	Bulverde, Texas (Smithson Valley HS)
Travis Sample	OF	So.	Dallas, Texas (Howard JC)
Drew Smyly	LHP	Fr.	Little Rock, Ark. (Central HS)
Ben Tschepikow	INF	Sr.	Fayetteville, Ark. (Fayetteville HS)
Kendall Wehrle	INF/RHP	Fr.	Papillion, Neb. (Papillion-La Vista South HS)
Justin Wells	RHP	Sr.	Bryant, Ark. (Texarkana College)
Andy Wilkins	INF	So.	Broken Arrow, Okla. (Broken Arrow HS)

2009 Results

Date	Result	Opponent	Location
2/20	W, 4-2	Washington State	Fayetteville
2/21	W, 7-5	Washington State	Fayetteville
2/22	W, 4-3	Washington State	Fayetteville
2/24	L, 3-9	Kansas	Fayetteville
2/25	W, 9-8	Kansas	Fayetteville
2/27	W, 8-7	Western Illinois	Fayetteville
3/3	W, 7-3	Valparaiso	Fayetteville
3/4	W, 9-6	Valparaiso	Fayetteville
36	W, 5-4	California	Fayetteville
3/7	L, 6-12	California	Fayetteville
3/8	W, 13-3	California	Fayetteville
3/10	L, 3-8	Centenary	Shreveport, La.
3/13	W, 11-4	Florida*	Fayetteville
3/14	W, 8-4	Florida*	Fayetteville
3/15	W, 4-2	Florida*	Fayetteville
3/17	W, 7-3	Nebraska	Fayetteville
3/18	L, 4-7	Nebraska	Fayetteville
3/20	W, 3-2	Auburn*	Auburn, Ala.
3/21	W, 10-6	Auburn*	Auburn, Ala.
3/22	W, 12-6	Auburn*	Auburn, Ala.
3/25	W, 10-0	Missouri State	Fayetteville
3/27	W, 20-9	Mississippi State*	Fayetteville
3/27	W, 5-1	Mississippi State*	Fayetteville
3/29	L, 4-12	Mississippi State*	Fayetteville
3/31	W, 2-0	Missouri State	Springfield, Mo.
4/3	W, 6-4	South Carolina*	Columbia, S.C.
4/4	L, 1-9	South Carolina*	Columbia, S.C.
4/5	W, 7-4	South Carolina*	Columbia, S.C.
4/7	W, 7-3	Arizona State	Fayetteville
4/8	W, 8-7	Arizona State	Fayetteville
4/10	L, 0-9	Vanderbilt*	Fayetteville
4/11	L, 6-13	Vanderbilt*	Fayetteville
4/14	L, 2-3	Louisiana-Monroe	Fayetteville
4/15	W, 10-9	Louisiana-Monroe	Fayetteville
4/17	L, 3-4	Georgia*	Athens, Ga.
4/18	L, 3-4	Georgia*	Athens, Ga.
4/19	W, 2-0	Georgia*	Athens, Ga.
4/21	W, 9-6	Oral Roberts	Tulsa, Okla.
4/24	W, 9-3	Tennessee*	Knoxville, Tenn.
4/25	L, 4-5	Tennessee*	Knoxville, Tenn.
4/26	W, 15-8	Tennessee*	Knoxville, Tenn.
4/28	W, 8-7	Oklahoma	Fayetteville
5/2	W, 11-4	LSU*	Fayetteville
5/2	L, 0-5	LSU*	Fayetteville
5/3	L, 3-4	LSU*	Fayetteville
5/8	L, 1-2	Alabama*	Tuscaloosa, Ala.
5/9	L, 6-8	Alabama*	Tuscaloosa, Ala.
5/10	L, 5-6	Alabama*	Tuscaloosa, Ala.
5/12	W, 3-2	Oral Roberts	Fayetteville
5/14	L, 5-7	Ole Miss*	Fayetteville
5/15	L, 3-9	Ole Miss*	Fayetteville
5/16	L, 3-16	Ole Miss*	Fayetteville
5/20	W, 8-5	Florida!	Hoover, Ala.
5/21	L, 1-2	Georgia!	Hoover, Ala.
5/22	W, 10-7	Florida!	Hoover, Ala.
5/23	L, 1-11	Vanderbilt!	Hoover, Ala.
5/29	W, 10-3	Washington State+	Norman, Okla.
5/30	W, 17-6	Oklahoma+	Norman, Okla.
5/31	W, 11-0	Oklahoma+	Norman, Okla.
6/5	W, 7-2	Florida State$	Tallahassee, Fla.
6/6	W, 9-8	Florida State$	Tallahassee, Fla.
6/13	W, 10-6	Cal State Fullerton#	Omaha, Neb.
6/15	L, 1-9	LSU#	Omaha, Neb.
6/17	W, 4-3	Virginia#	Omaha, Neb.
6/19	L, 5-14	LSU#	Omaha, Neb.

** - SEC; ! - SEC Tournament; + - NCAA Norman Regional*
$ - NCAA Tallahassee Super Regional; # - College World Series



STRONG PITCHING, TIMELY HITTING LEAD TO SEVENTH CWS

Overall Record: 46-22 | **SEC Record:** 16-14
SEC Finish: Tied Fifth
SEC Tournament Finish: Tied Ninth
College World Series Finish: Tied Third
All-America Selections: Matt Reynolds, 3B
CWS All-Tournament Selections: None
All-SEC Selections: Bo Bigham, 2B; Dominic Ficociello, 1B; Matt Reynolds, 3B
All-SEC Tournament Selections: None

2012 Roster

Head Coach: Dave Van Horn
Assistant Coaches: Todd Butler, Dave Jorn, Brian Walker, Matt Willard

Name	Pos.	Yr.	Hometown (Last School)
Brian Anderson	INF	Fr.	Edmond, Okla. (Deer Creek HS)
Barrett Astin	RHP	So.	Forrest City, Ark. (Forrest City HS)
Sam Bates	OF	Sr.	Cabot, Ark. (Crowder JC)
DJ Baxendale	RHP	Jr.	Jacksonville, Ark. (Sylvan Hills HS)
Bo Bigham	INF	Sr.	Texarkana, Ark. (Arkansas HS)
Derrick Bleeker	OF/RHP	Jr.	Longmont, Colo. (Howard JC)
Jimmy Bosco	OF	So.	Granite Bay, Calif. (California)
Tim Carver	INF	Sr.	Fayetteville, Ark. (Fayetteville HS)
Conor Costello	OF/RHP	Fr.	Edmond, Okla. (Santa Fe HS)
Trent Daniel	LHP	Jr.	Bryant, Ark. (Arkansas-Fort Smith)
Randall Fant	LHP	Jr.	Texarkana, Texas (Texas HS)
Dominic Ficociello	INF	So.	Fullerton, Calif. (Fullerton Union HS)
Michael Gunn	OF/LHP	Fr.	Wilson, Ark. (Christian Brothers HS)
Jeff Harvill	LHP	So.	Keithville, La. (Evangel Christian Academy)
Cade Lynch	LHP	Jr.	Jonesboro, Ark. (Panola JC)
Jacob Mahan	INF	Jr.	Camarillo, Calif. (Oxnard College)
David Masters	INF	Fr.	Lake St. Louis, Mo. (Timberland HS)
Greg Milhorn	RHP	Fr.	Texarkana, Ark. (Arkansas HS)
Brandon Moore	RHP	So.	Van Buren, Ark. (Van Buren HS)
Jacob Morris	OF/RHP	So.	Coppell, Texas (Coppell HS)
Chris Oliver	RHP	Fr.	Farmington, Ark. (Shiloh Christian HS)
Jean Ramirez	C	Fr.	Ft. Worth, Texas (Boswell HS)
John Clay Reeves	C	Fr.	Monroe, La. (Neville HS)
Mark Reyes	LHP	Fr.	Hot Springs Village, Ark. (Jessieville HS)
Matt Reynolds	INF	Jr.	Tulsa, Okla. (Bishop Kelley HS)
Nolan Sanburn	RHP	So.	Kokomo, Ind. (Kokomo HS)
Joe Serrano	INF	Fr.	Tucson, Ariz. (Salpointe Catholic HS)
Landon Simpson	RHP	Fr.	Magnolia, Ark. (Magnolia HS)
Tyler Spoon	INF/OF	Fr.	Van Buren, Ark. (Van Buren HS)
Ryne Stanek	RHP	So.	Overland Park, Kan. (Blue Valley HS)
Colby Suggs	RHP	So.	Sulphur Springs, Texas (Sulphur Springs HS)
Matt Vinson	OF	Jr.	Alma, Ark. (Alma HS)
Jake Wise	C	So.	Houston, Texas (Cypress Falls HS)
Tyler Wright	LHP	Jr.	Houston, Texas (San Jacinto CC)

2012 Results

Date	Result	Opponent	Location
2/17	W, 11-5	Villanova	Fayetteville
2/18	W, 13-1	Villanova	Fayetteville
2/19	W, 17-1	Villanova	Fayetteville
2/21	W, 8-7	Northwestern State	Fayetteville
2/22	W, 6-2	Northwestern State	Fayetteville
2/24	W, 7-3	Valparaiso	Fayetteville
2/25	W, 4-3	Valparaiso	Fayetteville
2/26	L, 9-10 (10)	Valparaiso	Fayetteville
2/28	W, 5-0	BYU	Fayetteville
2/29	W, 8-1	BYU	Fayetteville
3/2	W, 3-1	Texas Tech	Houston, Texas
3/3	L, 1-4	Houston	Houston, Texas
3/4	W, 7-3	Texas	Houston, Texas
3/9	W, 4-0	Binghamton	Fayetteville
3/10	W, 5-3	Binghamton	Fayetteville
3/10	W, 6-0	Binghamton	Fayetteville
3/13	W, 1-0	Gonzaga	Fayetteville
3/14	W, 5-3	Gonzaga	Fayetteville
3/16	W, 4-3 (12)	Alabama*	Fayetteville
3/17	W, 8-4	Alabama*	Fayetteville
3/18	W, 7-4	Alabama*	Fayetteville
3/21	W, 10-2	Nevada	Fayetteville
3/23	L, 2-11	Mississippi State*	Starkville, Miss.
3/24	W, 8-0	Mississippi State*	Starkville, Miss.
3/25	W, 8-5 (11)	Mississippi State*	Starkville, Miss.
3/30	L, 6-10	LSU*	Baton Rouge, La.
3/31	L, 1-2	LSU*	Baton Rouge, La.
4/1	L, 2-3 (11)	LSU*	Baton Rouge, La.
4/6	L, 2-4	Georgia*	Fayetteville
4/7	W, 8-3	Georgia*	Fayetteville
4/8	W, 8-0	Georgia*	Fayetteville
4/10	L, 0-4	Oklahoma	Norman, Okla.
4/13	W, 8-7	Kentucky*	Fayetteville
4/14	L, 4-5	Kentucky*	Fayetteville
4/14	L, 1-2	Kentucky*	Fayetteville
4/17	W, 8-3	Stephen F. Austin	Fayetteville
4/17	W, 4-3	Stephen F. Austin	Fayetteville
4/20	L, 2-8	Ole Miss*	Oxford, Miss.
4/21	L, 0-1	Ole Miss*	Oxford, Miss.
4/22	W, 11-3	Ole Miss*	Oxford, Miss.
4/24	W, 6-1	Oral Roberts	Fayetteville
4/27	L, 2-3	Florida*	Gainesville, Fla.
4/28	W, 5-1	Florida*	Gainesville, Fla.
4/29	W, 3-1 (10)	Florida*	Gainesville, Fla.
5/1	W, 6-3	Missouri	Fayetteville
5/2	W, 2-0	Missouri	Fayetteville
5/4	L, 6-8 (10)	South Carolina*	Fayetteville
5/5	W, 7-6	South Carolina*	Fayetteville
5/6	L, 7-10	South Carolina*	Fayetteville
5/10	L, 2-3 (10)	Auburn*	Fayetteville
5/11	W, 5-4	Auburn*	Fayetteville
5/12	L, 5-12	Auburn*	Fayetteville
5/15	W, 6-5 (10)	Louisiana Tech	N. Little Rock, Ark.
5/17	W, 8-0	Tennessee*	Knoxville, Tenn.
5/18	W, 10-3	Tennessee*	Knoxville, Tenn.
5/19	W, 8-2	Tennessee*	Knoxville, Tenn.
5/22	L, 1-9	Mississippi State!	Hoover, Ala.
5/23	L, 0-2	Ole Miss!	Hoover, Ala.
6/1	W, 5-4	Sam Houston State+	Houston, Texas
6/2	W, 1-0	Rice+	Houston, Texas
6/3	W, 5-1	Sam Houston State+	Houston, Texas
6/9	L, 1-8	Baylor$	Waco, Texas
6/10	W, 5-4	Baylor$	Waco, Texas
6/11	W, 1-0 (10)	Baylor$	Waco, Texas
616	W, 8-1	Kent State#	Omaha, Neb.
6/18	W, 2-1	South Carolina#	Omaha, Neb.
6/21	L, 0-2	South Carolina#	Omaha, Neb.
6/22	L, 2-3	South Carolina#	Omaha, Neb.

** - SEC; ! - SEC Tournament; + - NCAA Houston Regional;*
$ - NCAA Waco Super Regional; # - College World Series



BIG SECOND HALF LEADS TO EIGHTH CWS APPEARANCE

Overall Record: 40-25 | **SEC Record:** 17-12
SEC Finish: Third/Western Division
SEC Tournament Finish: Fifth
College World Series Finish: Seventh
All-America Selections: Andrew Benintendi, OF; Keaton McKinney, RHP (Freshman)
CWS All-Tournament Selections: None
SEC Player of the Year: Andrew Benintendi, OF
All-SEC Selections: Andrew Benintendi, OF; Zach Jackson, RHP; Keaton McKinney, RHP (Freshman); Bobby Wernes, 3B (Defense)
All-SEC Tournament Selections: None

2015 Roster

Head Coach: Dave Van Horn
Assistant Coaches: Tony Vitello, Dave Jorn, Christian Kowalchuck, Tim Carver, Jake Wise

Name	Pos.	Yr.	Hometown (Last School)
Josh Alberius	RHP	So.	Little Rock, Ark. (Little Rock Christian Academy)
Andrew Benintendi	OF	So.	Cincinnati, Ohio (Madeira HS)
Jack Benninghoff	OF	Fr.	Overland Park, Kan. (Rockhurst HS)
Michael Bernal	INF	Jr.	El Paso, Texas (New Mexico JC)
Luke Bonfield	OF	Fr.	Skillman, N.J. (IMG Academy)
Matt Campbell	INF	Jr.	Chesapeake, Va. (McLennan CC)
Cannon Chadwick	RHP	So.	Paris, Texas (Paris JC)
Clark Eagan	OF/INF	So.	Appleton, Wis. (Appleton North HS)
Ryan Fant	LHP	Fr.	Texarkana, Texas (Texas HS)
Cullen Gassaway	INF	Jr.	Bedford, Texas (Blinn JC)
Alex Gosser	C	So.	North Little Rock, Ark. (North Little Rock HS)
Max Hogan	INF	Jr.	Belton, Texas (McLennan CC)
Zach Jackson	RHP	So.	Berryhill, Okla. (Berryhill HS)
Trey Killian	RHP	Jr.	Mountain Home, Ark. (Mountain Home HS)
Jackson Lowery	RHP	Sr.	Little Rock, Ark. (Meridian CC)
Brett McAfee	INF	Jr.	Longview, Texas (Panola JC)
Keaton McKinney	RHP/1B	Fr.	Ankeny, Iowa (Centennial HS)
Rick Nomura	INF	Jr.	Waipahu, Hawaii (Alvin CC)
Kyle Pate	LHP	Fr.	Fayetteville, Ark. (Fayetteville HS)
Jonah Patten	RHP	Fr.	Indianapolis, Ind. (Norwell HS)
Tucker Pennell	C	Jr.	Georgetown, Texas (Temple JC)
Lance Phillips	RHP	Sr.	Nacogdoches, Texas (Bossier Parish CC)
Parker Sanburn	RHP	Fr.	Kokomo, Ind. (Kokomo HS)
Joe Serrano	OF	Sr.	Tucson, Ariz. (Salpointe Catholic HS)
Carson Shaddy	C/OF	Fr.	Fayetteville, Ark. (Fayetteville HS)
Kevin Silky	INF	Fr.	Dublin, Calif. (Dublin HS)
Darien Simms	OF	Fr.	Spring, Texas (Northland Christian HS)
Chad Spanberger	C/1B	Fr.	Granite City, Ill. (Granite City HS)
Tyler Spoon	OF/INF	Jr.	Van Buren, Ark. (Van Buren HS)
Jacob Stone	RHP	Sr.	Fort Worth, Texas (Weatherford JC)
Dominic Taccolini	RHP	So.	Sugar Land, Texas (Kempner HS)
James Teague	RHP	So.	Bartlesville, Okla. (Bartlesville HS)
Bobby Wernes	INF	Jr.	Overland Park, Kan. (Neosho CC)
Blake Wiggins	INF/C	Fr.	Little Rock, Ark. (Pulaski Academy)
Krisjon Wilkerson	OF	Sr.	Bay St. Louis, Miss. (Pearl River CC)

2015 Results

Date	Result	Opponent	Location
2/13	W, 11-4	North Dakota	Fayetteville
2/14	W, 13-2	North Dakota	Fayetteville
2/14	W, 12-1	North Dakota	Fayetteville
2/20	L, 9-5	UCF	Mobile, Ala.
2/21	W, 7-0	South Alabama	Mobile, Ala.
2/22	L, 13-6	Maryland	Mobile, Ala.
3/2	W, 4-1	Eastern Illinois	Fayetteville
3/2	W, 8-1	Eastern Illinois	Fayetteville
3/3	W, 7-0	Eastern Illinois	Fayetteville
3/6	W, 2-1	Loyola Marymount	Fayetteville
3/7	W, 13-7	Loyola Marymount	Fayetteville
3/8	L, 9-0	Loyola Marymount	Fayetteville
3/10	L, 6-2	Gonzaga	Fayetteville
3/11	L, 15-5	Gonzaga	Fayetteville
3/14	L, 8-7 (12)	Vanderbilt*	Nashville, Tenn.
3/14	L, 9-1	Vanderbilt*	Nashville, Tenn.
3/15	L, 1-0	Vanderbilt*	Nashville, Tenn.
3/17	W, 4-3	Southeast Missouri St.	Fayetteville
3/18	L, 12-11	Southeast Missouri St.	Fayetteville
3/19	W, 5-1	LSU*	Fayetteville
3/20	L, 16-3	LSU*	Fayetteville
3/21	L, 7-4	LSU*	Fayetteville
3/24	L, 5-4	Memphis	N. Little Rock, Ark.
3/25	W, 7-3	Memphis	Memphis, Tenn.
3/26	W, 10-3	Ole Miss*	Fayetteville
3/27	L, 5-4	Ole Miss*	Fayetteville
3/28	W, 5-2	Ole Miss*	Fayetteville
3/31	L, 2-0	Missouri State	Fayetteville
4/3	W, 10-7	Auburn*	Auburn, Ala.
4/4	L, 3-2	Auburn*	Auburn, Ala.
4/5	W, 6-4	Auburn*	Auburn, Ala.
4/7	W, 8-1	Miss. Valley State	Fayetteville
4/8	W, 14-0	Miss. Valley State	Fayetteville
4/10	W, 5-3	Kentucky*	Fayetteville
4/11	L, 16-4	Kentucky*	Fayetteville
4/12	W, 7-3	Kentucky*	Fayetteville
4/14	W, 8-2	Stephen F. Austin	Fayetteville
4/15	W, 15-3	Stephen F. Austin	Fayetteville
4/18	L, 16-3	Texas A&M*	College Station, Texas
4/18	W, 9-8	Texas A&M*	College Station, Texas
4/19	W, 8-2	Texas A&M*	College Station, Texas
4/24	W, 7-6	Mississippi State*	Fayetteville
4/25	W, 6-1	Mississippi State*	Fayetteville
4/26	L, 2-1	Mississippi State*	Fayetteville
4/30	W, 5-1	Alabama*	Tuscaloosa, Ala.
5/1	W, 8-4	Alabama*	Tuscaloosa, Ala.
5/2	W, 4-0	Alabama*	Tuscaloosa, Ala.
5/8	L, 5-4	Tennessee*	Fayetteville
5/10	W, 5-2	Tennessee*	Fayetteville
5/12	W, 6-2	Creighton	Omaha, Neb.
5/14	L, 10-1	Georgia*	Athens, Ga.
5/15	W, 9-0	Georgia*	Athens, Ga.
5/16	W, 8-1	Georgia*	Athens, Ga.
5/19	W, 2-1	Tennessee!	Hoover, Ala.
5/20	W, 7-6	Florida!	Hoover, Ala.
5/21	L, 10-5	LSU!	Hoover, Ala.
5/22	L, 10-0	Florida!	Hoover, Ala.
5/29	W, 8-6	Oral Roberts+	Stillwater, Okla.
5/30	W, 7-5	Oklahoma St.+	Stillwater, Okla.
5/31	W, 4-3	St. John's+	Stillwater, Okla.
6/5	W, 18-4	Missouri State$	Fayetteville
6/6	L, 3-1	Missouri State$	Fayetteville
6/7	W, 3-2	Missouri State$	Fayetteville
6/13	L, 5-3	Virginia#	Omaha, Neb.
6/15	L, 4-3	Miami#	Omaha, Neb.

** - SEC; ! - SEC Tournament; + - NCAA Stillwater Regional;*
$ - NCAA Fayetteville Super Regional; # - College World Series

THE ROAD TO OMAHA HISTORY

NCAA Tournament (71-61, .538)

Regional Record:	51-39 (.567)
Super Regional Record:	9-6 (.600)
CWS Record:	11-16 (.407)

2015 Stillwater Regional (3-0)

Allie P. Reynolds Stadium • Stillwater, Okla.

Oral Roberts	W	8-6
Oklahoma State	W	7-5
St. John's	W	4-3

2015 Fayetteville Super Regional (2-1)

Baum Stadium • Fayetteville, Ark.

Missouri State	W	18-4
Missouri State	L	1-3
Missouri State	W	3-2

2015 College World Series (0-2)

TD Ameritrade Park • Omaha, Neb.

Virginia	L	3-5
Miami (Fla.)	L	3-4

2014 Charlottesville Regional (2-2)

Davenport Field • Charlottesville, Va.

Liberty	W	3-2
Virginia	L	0-3
Bucknell	W	10-0
Virginia	L	2-9

2013 Manhattan Regional (2-2)

Tointon Stadium • Manhattan, Kan.

Bryant	L	1-4
Wichita State	W	3-1
Bryant	W	12-3
Kansas State	L	3-4

2012 Houston Regional (3-0)

Reckling Park • Houston, Texas

Sam Houston State	W	5-4
Rice	W	1-0
Sam Houston State	W	5-1

2012 Waco Super Regional (2-1)

Baylor Ballpark • Waco, Texas

Baylor	L	1-8
Baylor	W	5-4
Baylor	W	1-0 (10)

2012 College World Series (2-2)

T.D. Ameritrade Park • Omaha, Neb.

Kent State	W	8-1
South Carolina	W	2-1
South Carolina	L	0-2
South Carolina	L	2-3

2011 Tempe Regional (2-2)

Packard Stadium • Tempe, Ariz.

Charlotte	L	2-3
New Mexico	W	3-0
Charlotte	W	11-3
Arizona State	L	4-13

2010 Fayetteville Regional (3-1)

Baum Stadium • Fayetteville, Ark.

Grambling State	W	19-7
Washington State	W	6-4
Washington State	L	7-10
Washington State	W	7-2

2010 Tempe Super Regional (0-2)

Packard Stadium • Tempe, Ariz.

Arizona State	L	6-7 (12)
Arizona State	L	5-7 (12)

2009 Norman Regional (3-0)

Mitchell Park • Norman, Okla.

Washington State	W	10-3
Oklahoma	W	17-6
Oklahoma	W	11-0

2009 Tallahassee Super Regional (2-0)

Howser Stadium • Tallahassee, Fla.

Florida State	W	7-2
Florida State	W	9-8

2009 College World Series (2-2)

Rosenblatt Stadium • Omaha, Neb.

Cal State Fullerton	W	10-6
LSU	L	1-9
Virginia	W	4-3 (12)
LSU	L	5-14

2008 Stanford Regional (0-2)

Klein Field • Palo Alto, Calif.

Pepperdine	L	3-4
Stanford	L	1-5

2007 Fayetteville Regional (2-2)

Baum Stadium • Fayetteville, Ark.

Albany	W	9-0
Oklahoma State	L	3-14
Creighton	W	6-0
Oklahoma State	L	6-7

2006 Fayetteville Regional (1-2)

Baum Stadium • Fayetteville, Ark.

Oral Roberts	L	3-4 (11)
Princeton	W	6-2
Oklahoma State	L	5-6



The Razorbacks meet catcher Brady Toops at home plate after his game-winning grand slam in the ninth inning against Wichita State during the 2004 Fayetteville Regional.

2005 Austin Regional (2-2)

Disch-Falk Field • Austin, Texas

Miami (Ohio)	W	9-5
Texas	W	9-2
Texas	L	8-19
Texas	L	2-5

2004 Fayetteville Regional (4-1)

Baum Stadium • Fayetteville, Ark.

Le Moyne	W	4-1
Wichita State	L	3-4
Missouri	W	10-7
Wichita State	W	11-9
Wichita State	W	4-3

2004 Fayetteville Super Regional (2-0)

Baum Stadium • Fayetteville, Ark.

Florida State	W	7-5
Florida State	W	4-2

2004 College World Series (0-2)

Rosenblatt Stadium • Omaha, Neb.

Texas	L	2-13
Arizona	L	2-7

2003 Austin Regional (1-2)

Disch-Falk Field • Austin, Texas

Lamar	L	2-3
Bucknell	W	10-7
Lamar	L	6-7

2002 Wichita Regional (3-0)

Eck Stadium • Wichita, Kan.

Oklahoma	W	8-5
Oral Roberts	W	7-6
Oral Roberts	W	11-6

2002 Clemson Super Regional (1-2)

Kingsmore Stadium • Clemson, S.C.

Clemson	W	9-6
Clemson	L	7-8
Clemson	L	4-7

1999 Fayetteville Regional (1-2)

Baum Stadium • Fayetteville, Ark.

Delaware	W	10-6
SMS	L	8-9 (10)
Clemson	L	4-12

1998 Midwest Regional (1-2)

Eck Stadium • Wichita, Kan.

Arizona State	L	4-8
Wichita State	W	3-2 (11)
Georgia Tech	L	0-2

1996 Central II Regional (0-2)

Dan Law Field • Lubbock, Texas

Oklahoma State	L	5-6
Southern California	L	5-15

1995 Midwest I Regional (0-2)

Eck Stadium • Wichita, Kan.

Stanford	L	3-10
Texas Tech	L	10-14

1990 Midwest Regional (0-2)

Eck Stadium • Wichita, Kan.

Fordham	L	5-8
Wichita State	L	6-7

1989 Northeast Regional (4-1)

Municipal Stadium • Waterbury, Conn.

Le Moyne	L	5-7
George Washington	W	8-2
Illinois	W	9-2
Arizona State	W	1-0
Le Moyne	W	6-5

1989 College World Series (1-2)

Rosenblatt Stadium • Omaha, Neb.

Wichita State	L	1-3
North Carolina	W	7-3
Wichita State	L	4-8

1988 Midwest Regional (0-2)

Allie P. Reynolds Stadium • Stillwater, Okla.

Loyola-Marymount	L	3-8
Oklahoma State	L	7-13

1987 NCAA South I Regional (4-0)

Joe W. Davies Stadium • Huntsville, Ala.

Middle Tenn. State	W	10-7
West Virginia	W	7-2
Clemson	W	6-5 (10)
Clemson	W	4-2

1987 College World Series (1-2)

Rosenblatt Stadium • Omaha, Neb.

Texas	L	6-13
Georgia	W	5-4
LSU	L	2-5

1986 NCAA Midwest Regional (1-2)

Allie P. Reynolds Stadium • Stillwater, Okla.

Oregon State	W	4-3
Stanford	L	0-2
Oregon State	L	0-1

1985 South II Regional (4-0)

Seminole Stadium • Tallahassee, Fla.

Eastern Kentucky	W	20-13
George Mason	W	13-9
Florida State	W	7-6
Georgia Tech	W	7-5

1985 College World Series (2-2)

Rosenblatt Stadium • Omaha, Neb.

South Carolina	W	1-0
Mississippi State	L	4-5
Stanford	W	10-4
Texas	L	7-8

1983 Midwest Regional (0-2)

Allie P. Reynolds Stadium • Stillwater, Okla.

Oral Roberts	L	6-7
Wichita State	L	3-6

1980 Midwest Regional (1-2)

J.L. Johnson Stadium • Tulsa, Okla.

Oral Roberts	W	3-2
Missouri	L	0-6
California	L	1-7

1979 East Regional (4-0)

Seminole Stadium • Tallahassee, Fla.

George Washington	W	12-11
Florida	W	9-1
Delaware	W	8-6
Delaware	W	4-3

1979 College World Series (3-2)

Rosenblatt Stadium • Omaha, Neb.

Pepperdine	W	5-4
Arizona	W	10-3
Texas	W	9-4
Cal State Fullerton	L	10-13
Cal State Fullerton	L	1-2

1973 NCAA District VI (0-2)

Arlington Stadium • Arlington, Texas

Trinity	L	0-6
Texas-Pan American	L	2-4

SEC Tournament (28-37)

2015 SEC Tournament (2-2)
Hoover Metropolitan Stadium • Hoover, Ala.

Tennessee	W	2-1
Florida	W	7-6
LSU	L	5-10
Florida	L	0-10

2014 SEC Tournament (3-2)
Hoover Metropolitan Stadium • Hoover, Ala.

Texas A&M	W	4-0
Ole Miss	W	2-1
LSU	L	2-7
Ole Miss	W	8-7
LSU	L	1-11

2013 SEC Tournament (2-1)
Hoover Metropolitan Stadium • Hoover, Ala.

Ole Miss	W	2-1 (10)
LSU	W	4-1
LSU	L	1-3

2012 SEC Tournament (0-2)
Regions Park • Hoover, Ala.

Mississippi State	L	1-9
Ole Miss	L	0-2

2011 SEC Tournament (2-2)
Regions Park • Hoover, Ala.

Alabama	L	4-7
Mississippi State	W	7-2
Alabama	W	4-1
Vanderbilt	L	2-3

2010 SEC Tournament (0-2)
Regions Park • Hoover, Ala.

Vanderbilt	L	0-2
Florida	L	4-5

2009 SEC Tournament (2-2)
Regions Park • Hoover, Ala.

Florida	W	8-5
Georgia	L	1-2
Florida	W	10-7
Vanderbilt	L	1-11

2007 SEC Tournament (3-1)
Regions Park • Hoover, Ala.

Alabama	W	6-0
South Carolina	W	6-0
South Carolina	W	3-2
Vanderbilt	L	4-7

2006 SEC Tournament (0-2)
Hoover Metropolitan Stadium • Hoover, Ala.

Ole Miss	L	4-9
Alabama	L	3-4

2005 SEC Tournament (0-2)
Hoover Metropolitan Stadium • Hoover, Ala.

Florida	L	8-9
Alabama	L	4-5

2004 SEC Tournament (2-2)
Hoover Metropolitan Stadium • Hoover, Ala.

Tennessee	L	6-8
Ole Miss	W	4-3
Tennessee	W	4-1
South Carolina	L	2-3

2003 SEC Tournament (0-2)
Hoover Metropolitan Stadium • Hoover, Ala.

LSU	L	4-5
Ole Miss	L	7-8

2002 SEC Tournament (1-2)
Hoover Metropolitan Stadium • Hoover, Ala.

South Carolina	L	1-10
Auburn	W	8-5
South Carolina	L	2-6

1999 SEC Tournament (4-2)
Hoover Metropolitan Stadium • Hoover, Ala.

Kentucky	W	6-4
Auburn	L	2-3 (11)
LSU	W	9-8
Auburn	W	9-5
Auburn	W	9-6
Alabama	L	3-9

1998 SEC Tournament (3-1)
Hoover Metropolitan Stadium • Hoover, Ala.

LSU	W	8-4
Mississippi State	W	10-3
Mississippi State	W	7-3
Auburn	L	5-7

1997 SEC Tournament (0-1)
Golden Park • Columbus, Ga.

Auburn	L	3-7

1996 SEC Tournament (0-1)
Hoover Metropolitan Stadium • Hoover, Ala.

Kentucky	L	5-7

1995 SEC W. Div. Tournament (2-2)
Dudy Noble Field • Starkville, Miss.

Ole Miss	W	5-2
Alabama	W	5-2
Alabama	L	7-8
LSU	L	6-7

1994 SEC W. Div. Tournament (0-2)
Swayze Field • Oxford, Miss.

Auburn	L	1-3 (17)
LSU	L	2-5

1993 SEC W. Div. Tournament (1-2)
Alex Box Stadium • Baton Rouge, La.

Mississippi State	W	5-2
Auburn	L	1-3
LSU	L	7-13

1992 SEC Tournament (1-2)
Superdome • New Orleans, La.

South Carolina	W	8-6
LSU	L	1-8
South Carolina	L	5-9

SWC Tournament (18-25)

1990 SWC Tournament (1-2)
Disch-Falk Field • Austin, Texas

Rice	W	7-5
Texas	L	4-11
Houston	L	1-7

1989 SWC Tournament (1-2)
Olsen Field • College Station, Texas

Texas	L	3-8
Houston	W	5-4
Texas	L	1-9

1988 SWC Tournament (0-2)
George Cole Field • Fayetteville, Ark.

Texas A&M	L	3-4
Texas	L	1-7

1987 SWC Tournament (2-2)
Disch-Falk Field • Austin, Texas

Texas A&M	W	4-3
Texas	L	3-10
Houston	W	14-9
Texas	L	2-3

1986 SWC Tournament (0-1)
Olsen Field • College Station, Texas

Texas A&M	L	0-4

1985 SWC Tournament (3-0)
George Cole Field • Fayetteville, Ark.

Baylor	W	6-4
Texas	W	9-5
Texas	W	10-6

1984 SWC Tournament (0-2)
Disch-Falk Field • Austin, Texas

Texas	L	1-8
Rice	L	1-8

1983 SWC Tournament (3-2)
Disch-Falk Field • Austin, Texas

Houston	W	4-3
Texas	L	2-9
Houston	W	9-7
Texas	W	5-4
Texas	L	0-14

1982 SWC Tournament (1-2)
Olsen Field • College Station, Texas

Houston	W	9-6
Texas	L	0-8
Houston	L	8-9

1981 SWC Tournament (2-2)
Disch-Falk Field • Austin, Texas

Houston	L	2-7
Rice	W	5-4
Houston	W	9-3
Texas	L	1-11

1980 SWC Tournament (3-2)
Olsen Field • College Station, Texas

Texas A&M	W	19-10
Texas	L	4-6
Texas Tech	W	6-5
Texas	W	8-7
Texas	L	4-9

1979 SWC Tournament (2-2)
Disch-Falk Field • Austin, Texas

Baylor	W	6-1
Texas	L	2-6
Texas A&M	W	6-2
Texas	L	6-12

1978 SWC Tournament (0-2)
Disch-Falk Field • Austin, Texas

Baylor	L	0-1
Texas A&M	L	0-5

1977 SWC Tournament (0-2)
Disch-Falk Field • Austin, Texas

Texas A&M	L	2-5
Texas	L	1-8



Jess Todd struck out a school-record 17 batters, including the first nine hitters he faced, in Arkansas' 6-0 win over South Carolina in the 2007 SEC Tournament.

ALL-AMERICANS (22)


Andrew Benintendi
OF - 2015


Zack Cox
INF - 2010


Greg D'Alexander
3B - 1990


Brett Eibner
OF/RHP - 2010


Troy Eklund
OF - 1989


Charlie Isaacson
RHP - 1999


Jeff King
3B - 1985, 86


Ralph Kraus
OF - 1986


Steve Krueger
LHP - 1980


Mike Loggins
OF - 1985


Tim Lollar
P/DH - 1978


Ryan Lundquist
OF - 1997


Kevin McReynolds
OF - 1980, 81


Kenderick Moore
2B - 1996


Matt Reynolds
INF - 2012


Ronn Reynolds
C - 1979


Nick Schmidt
LHP - 2006, 07


Andy Skeels
C - 1987


Ryne Stanek
RHP - 2013


Phillip Stidham
RHP - 1990, 91


Jess Todd
RHP - 2007


David Walling
RHP - 1998, 99

FRESHMAN ALL-AMERICANS (18)


Barrett Astin
RHP - 2011


Matt Carnes
RHP - 1995


Zack Cox
3B - 2009


Jake Dugger
OF - 2004


Brett Eibner
OF/RHP - 2008


Matt Erickson
3B - 1995


James Ewing
2B - 2006


Dominic Ficociello
INF - 2011


Danny Hamblin
DH - 2004


Charlie Isaacson
RHP - 1999


Jeff King
3B - 1984


Brian Kirby
OF - 1998


Keaton MicKinney
RHP - 2015


Nolan Sanburn
RHP - 2011


Nick Schmidt
LHP - 2005


Shaun Seibert
RHP - 2005


Tyler Spoon
OF - 2013


Phillip Stidham
RHP - 1989


Brian Anderson
OF - 2013 (2nd)


Clint Arnold
OF - 2005 (Fr.)


DJ Baxendale
RHP - 2011 (2nd)


Andrew Benintendi
OF - 2014 (Fr.),
2015 (1st)


Bo Bigham
INF - 2012 (2nd)


Ty Bilderback
OF - 1995 (1st)


Matt Carnes
RHP - 1996 (2nd),
1997 (2nd)


Zack Cox
INF - 2010 (1st)


Jake Dugger
OF - 2006 (2nd)


Brett Eibner
OF/RHP - 2010 (2nd)


Matt Erickson
3B - 1996 (2nd)
1997 (1st)


Dominic Ficociello
INF - 2011 (Fr., Def.),
2012 (Def.)


Eric Fisher
1B - 2014 (2nd, Def.)


Logan Forsythe
3B - 2008 (1st)


Ryan Fox
OF - 2003 (1st)


Scott Hode
SS - 2004 (2nd)


Charlie Isaacson
RHP - 1999 (1st)


Jeremy Jackson
OF - 1997 (1st)


Zach Jackson
RHP - 2015 (1st)


Dallas Keuchel
LHP - 2007 (Fr.)


Ryan Lundquist
OF - 1997 (1st),
1998 (2nd)


Keaton McKinney
RHP - 2015 (Fr.)


Kenderick Moore
2B - 1996 (1st)


Rodney Nye
3B - 1999 (2nd)


Kit Pellow
DH - 1995 (1st)


Matt Reynolds
INF - 2012 (1st)


Nick Schmidt
LHP - 2005 (Fr.),
2006 (1st), 2007 (1st)


Drew Smyly
LHP - 2010 (2nd)


Ryne Stanek
RHP - 2013 (1st)


Jess Todd
RHP - 2007 (1st)


David Walling
RHP - 1998 (1st),
1999 (2nd)


Bobby Wernes
3B - 2015 (Def.)


Allen Williams
INF - 1992 (2nd)
1994 (2nd)


Jake Wise
C - 2014 (Def.)

ALL-SWC/ALL-TOURNAMENT

All-SWC Selections

Player, Pos.	Year(s)
Marc Brumble, OF	1977
Kevin Campbell, RHP	1984
Bubba Carpenter, 1B/OF	1989-91
Charlie Corbell, RHP	1982
Greg D'Alexander, 3B	1989-90
Billy Dees, 1B	1982-83
Tim Deitz, RHP	1985
Bobby Edwards, RHP	1987-88
Troy Eklund, OF	1988-89
Fred Farwell, RHP	1985
Tony Gilmore, C	1990
Jeff Hemm, C	1978
John Hennell, 1B	1981
Mark Johnson, OF	1990-91
Jeff King, 3B	1985-86
Ralph Kraus, OF	1986
Steve Krueger, LHP	1979-80
Mike Loggins, OF	1984-85
Tim Lollar, LHP/DH	1978
Scott Loseke, OF	1983
Kevin McReynolds OF	1980-81
Bill Montgomery, OF	1976
Mike Oquist, RHP	1989
Tom Pagnozzi, C	1983
Steve Parker, RHP	1986
Dave Patterson, 1B	1986
Tim Peters, RHP	1987
Kirk Piskor, C/OF	1991
Scott Pose, OF	1989
Johnny Ray, 2B	1978-79
Ronn Reynolds, C	1979
Norm Roberts, OF	1983, 85
Kenny Rogers, 3B	1981
Andy Skeels, C	1987
Phillip Stidham, RHP	1989-91
Mark Swope, RHP	1989-90
Scott Tabor, RHP	1981-82
Tim Thomas, 2B	1990
Dave Van Horn, 2B	1982
Ed Wallace, 1B	1979
Larry Wallace, SS	1979
Doyle Wilson, C	1986

All-SWC Tournament Selections

Player, Pos.	Year(s)
Marc Brumble, OF	1979
Bubba Carpenter, 1B	1990
Don Carter, OF	1981
Randell Carter, 2B	1980
Charlie Corbell, P	1983
Tim Deitz, P	1985
Fred Farwell, P	1985
Jeff Hemm, C	1977
John Hennell, 1B	1979-81
Jeff Houck, OF	1990
Jeff King, 3B	1984, 1985
Ralph Kraus, OF	1986
Mike Loggins, OF	1985
Scott Loseke, OF	1982, 1983
Kevin McReynolds, OF	1980 (MVP)
Dave Patterson, 1B	1985 (MVP)
Kirk Piskor, OF	1990
Johnny Ray, 2B	1979
Ronn Reynolds, C	1979, 1980
Norm Roberts, OF	1983, 1985
Mike Robinson, OF	1982
Kenny Rogers, 3B	1981
Andy Skeels, C	1987
Scott Tabor, P	1979
Reggie Thomas, DH/OF	1980, 1981
Dave Van Horn, 2B	1982
Reggie Thomas, DH/OF	1980, 1981
Dave Van Horn, 2B	1982
Larry Wallace, SS	1979
Doyle Wilson, C	1985

All-SEC Tournament Selections

Player, Pos.	Year(s)
Bo Bigham, 2B	2009
Mark Burnett, 2B	1999
Brent Caldwell, C	1998
Matt Carnes, RHP	1995
Cody Clark, C	2002
Casey Coon, OF	2007
Zack Cox, 3B	2009
Jake Dugger, OF	2004
Scott Epps, C	1992
Danny Hamblin, 1B	2007
Joe Jester, SS	1998-99
James McCann, C	2011
Kenderick Moore, 1B/OF	1994, 99
Rodney Nye, 1B	1998, 1999 (MVP)
Nick Pitts, OF	2003
Kyle Robinson, OF	2011
Nick Schmidt, LHP	2007
David Skeels, C	1995
Tyler Spoon, OF	2013
Ryne Stanek, RHP	2013
Jess Todd, RHP	2007
Ben Tschepikow, SS	2009
Matt Vinson, OF	2013
Jack Welsh, OF	1998

CWS All-Tournament Selections

Player, Pos.	Year(s)
Marc Brumble, OF	1979
Jeff King, 3B	1985
Ralph Kraus, OF	1985
Steve Krueger, LHP	1979
Kevin McReynolds, OF	1979
Larry Wallace, SS	1979

Key: Players selected in the June first-year player draft unless otherwise noted. Following the 1987 season there has only been one draft (June Draft). The first MLB Draft was held in 1965. Prior to 1965, players just signed professional contracts once their collegiate careers were over.

$ - Selected in January draft
% - Selected in June secondary draft
** - Played or plays in the Major Leagues*
^ - Returned to school

First-Round Razorbacks

Year	Player	Team	Rd (Pick)
1981	Kevin McReynolds, OF	Padres	1st (6)
1986	Jeff King, SS/3B	Pirates	1st (1)
1999	David Walling, RHP	Yankees	1st (27)
2007	Nick Schmidt, LHP	Padres	1st (23)
2008	Logan Forsythe, 3B	Padres	1st (46)
2010	Zack Cox, 3B	Cardinals	1st (25)
2013	Ryne Stanek, RHP	Rays	1st (29)
2015	Andrew Benintendi, OF	Red Sox	1st (7)

1965 (1)

Bill Gray, OF	Twins	37th (665)

1973 (4)

Keith Cochran, 2B	Cardinals	33rd (683)
Thurman Smith, OF	Cardinals	45th (733)
Tommy Neal, OF	Cardinals	47th (737)
Stephen Ballard, 1B	Cardinals	48th (739)

1975 (1)

Richard Miller, P	Astros	15th (350)

1976 (1)

Byron Ormsby, SS	Red Sox	16th (382)

1977 (1)

Tim Lollar, LHP^*	Indians	5th (115)

1978 (3)

Tim Lollar, LHP*	Yankees	4th (104)
Arvis Harper, OF	Astros	14th (349)
Bill Bakewell, RHP^	Reds	28th (657)

1979 (2)

Ronn Reynolds, C^*	White Sox	5th (109)
Johnny Ray, 2B*	Astros	12th (294)

1980 (5)

Steve Krueger, LHP	Mariners	4th (84)
Ronn Reynolds, C*	Mets	5th (105)
John Hennell, 1B^	Mets	15th (365)
Randall Carter, 2B	Rangers	19th (482)
Todd Zacher, 3B^	Dodgers	28th (684)

1981 (7)

Kevin McReynolds, OF*	Padres	1st (6)
Reggie Thomas, OF	Tigers	8th (197)
Scott Tabor, RHP^	Braves	12th (296)
Don Carter, OF	Expos	12th (302)
John Hennell, 1B	Padres	13th (316)
Todd Zacher, 3B	Giants	23rd (579)
Ed Vidmar, P	White Sox	32nd (770)

1982 (5)

Chris Shaddy, SS	Blue Jays	8th (186)
Dave Van Horn, 2B	Braves	10th (245)
Scott Tabor, RHP	Tigers	11th (282)
Ed Myers, RHP	Athletics	12th (313)
Scott Glanz, P	Angels	13th (321)

1983 (5)

Mike Robinson, OF	Cardinals	5th (130)
Tom Pagnozzi, C*	Cardinals	8th (208)
Scott Loseke, OF	Reds	11th (264)
Charlie Corbell, RHP	Giants	21st (534)
Bobby Joe Edmonds, OF%	Cardinals	3rd (55)

1984 (4)

Brett Harrison, SS	Cardinals	4th (87)
Jim Ward, 2B	Dodgers	5th (129)
Mark Berry, C	Reds	6th (137)
Derrick Richardson, 3B%^	Cubs	2nd (39)

1985 (10)

Mike Loggins, OF	Royals	3rd (71)
Ellis Roby, 2B	Braves	5th (120)
Tim Deitz, RHP	Reds	6th (136)
Mark Jackson, INF/OF	Cardinals	8th (202)
Norm Roberts, OF	Orioles	8th (203)
Fred Farwell, LHP	Dodgers	10th (246)
Gary Murphy, RHP	Astros	14th (352)
Gary Curtis, SS	Reds	20th (500)
Derrick Richardson, INF	Phillies	21st (538)
Howard Hilton, RHP*	Cardinals	22nd (566)

1986 (7)

Jeff King, SS/3B*	Pirates	1st (1)
Kevin Campbell, RHP*	Dodgers	5th (120)
Doyle Wilson, C	Indians	10th (239)
Ralph Kraus, OF	Yankees	10th (262)
Steve Parker, LHP	Cubs	12th (298)
Dave Patterson, 1B	Giants	14th (344)
Bob Chadwick, P%	Brewers	6th (92)

1987 (8)

Andy Skeels, C	Padres	7th (172)
Jim Kremers, 3B/OF^*	Reds	8th (206)
Keith Helton, LHP	Mariners	14th (344)
Spencer Wilkinson, RHP	Rangers	14th (362)
Ray Harris, LHP^	Angels	14th (368)
Tim Sherrill, LHP*	Cardinals	18th (461)
Mike Sisco, SS	Mariners	20th (500)
John Cebuhar, LHP^	Reds	22nd (569)

1988 (4)

Jim Kremers, C*	Braves	2nd (33)
John Cebuhar, LHP	Cardinals	14th (366)
Ray Harris, LHP	Athletics	22nd (567)
Troy Eklund, OF^	Indians	35th (891)

1989 (7)

Cole Hyson, RHP	Astros	9th (228)
Mike Oquist, RHP*	Orioles	13th (321)
Troy Eklund, OF	Rangers	25th (637)
Dennis Fletcher, P	Cardinals	28th (716)
Greg D'Alexander, 3B/C^	Orioles	31st (789)
Scott Pose, OF*	Reds	34th (885)
Rod Stillwell, SS	Royals	60th (1,417)

1990 (3)

Tony Gilmore, C	Astros	8th (218)
Phil Stidham, RHP^*	Braves	11th (282)
Mark Swope, RHP	Twins	11th (293)

1991 (4)

Doug Bennett, RHP	Dodgers	5th (144)
Phil Stidham, RHP*	Tigers	15th (401)
Mark Johnson, OF	Royals	17th (445)
Brian Dennison, LHP	Brewers	23rd (599)

1992 (1)

Allen Williams, 3B	Red Sox	46th (1,290)

1993 (3)

Tom Czanstkowski, RHP	Astros	26th (728)
Ryan Whitaker, RHP	Athletics	27th (769)
Kortney Paul, C^	Cardinals	48th (1,332)

1994 (4)

Bob Hughes, OF	Expos	18th (504)
Doyle Preston, 3B/1B	Reds	35th (968)
Scott Cunningham, RHP	Cardinals	37th (1,034)
Todd Abbott, RHP^	Indians	38th (1,053)

1995 (6)

Jeff Parsons, SS	Mets	5th (133)
Alan Mahaffey, LHP	Twins	16th (436)
Tim Mosley, RHP	Cubs	27th (756)
Ty Bilderback, OF	Angels	31st (844)
Chris Clark, OF^	Tigers	35th (966)
Todd Abbott, RHP	Athletics	44th (1,212)

1996 (4)

Jason Stephens, RHP	Angels	9th (265)
Kit Pellow, OF*	Royals	22nd (649)
Richie Nye, RHP	Twins	23rd (667)
Barry Lunney Jr., LHP^	Twins	45th (1,316)

1997 (6)

Matt Carnes, RHP	Twins	7th (213)
Matt Erickson, 3B*	Marlins	7th (216)
Jeremy Jackson, OF	Rockies	8th (252)
Chris Clark, OF	Marlins	34th (1,026)
Dan Wright, RHP^*	Braves	46th (1,359)
Jason McConnell, 2B	Twins	48th (1,384)

1998 (2)

Ryan Lundquist, OF^	Twins	10th (289)
Eric Hinske, 3B*	Cubs	17th (496)



Jeff King was selected with the No. 1 overall pick of the 1986 draft by the Pittsburgh Pirates. He played 11 seasons with the Pirates and Kansas City Royals. He is one of eight Razorbacks to be drafted in the first round.

1999 (7)

David Walling, RHP	Yankees	1st (27)
Dan Wright, RHP*	White Sox	2nd (64)
Rodney Nye, 3B	Mets	7th (226)
Joe Jester, INF	Giants	7th (228)
Ryan Lundquist, OF	Reds	8th (248)
Kevin Vent, RHP	Giants	8th (258)
Mark Burnett, 2B	Reds	20th (608)

2000 (3)

Cliff Lee, LHP*	Expos	4th (104)
Matt Riethmaier, RHP	Phillies	5th (145)
Brad Bohannon, RHP	White Sox	28th (832)

2001 (3)

Wes McCrotty, LHP	Marlins	23rd (692)
Brian Kirby, C	Indians	31st (937)
Charlie Isaacson, RHP^	Cubs	34th (1,008)

2002 (2)

Charlie Isaacson, RHP	Yankees	29th (876)
Gary Hogan, RHP	Rangers	32nd (952)

2003 (4)

Scott Roehl, RHP	Indians	10th (288)
Andrew Wishy, OF	Rangers	12th (346)
Jarrett Gardner, RHP	Red Sox	19th (564)
Ryan Fox, OF	Rockies	21st (617)

2004 (4)

Jay Sawatski, LHP	Twins	8th (241)
Brady Toops, C	Cardinals	10th (300)
Haas Pratt, 1B	Athletics	30th (907)
Clint Brannon, LHP	Rangers	34th (1,011)

2005 (3)

Scott Bridges	Giants	8th (278)
Scott Hode, SS	Cubs	24th (730)
Casey Rowlett, OF/INF	Cardinals	32nd (980)

2006 (5)

Danny Hamblin, 1B^	Athletics	9th (278)
Craig Gentry, OF*	Rangers	10th (298)
Blake Parker, C*	Cubs	16th (479)
Devin Collis, LHP	Rockies	26th (768)
Daryl Maday, RHP	Giants	30th (896)

2007 (9)

Nick Schmidt, LHP	Padres	1st (23)
Duke Welker, RHP*	Pirates	2nd (68)
Jess Todd, RHP*	Cardinals	2nd (82)
Danny Hamblin, 1B/3B	Athletics	10th (330)
Chris Rhoads, RHP	Phillies	28th (863)
Brian Walker, C	Angels	29th (898)
Jacob Julius, OF	Orioles	33rd (997)
Jake Dugger, OF	Nationals	49th (1,417)
Matt Willard, SS	Indians	49th (1,423)

2008 (4)

Logan Forsythe, 3B*	Padres	1st (46)
Cliff Springston, LHP	Rangers	11th (333)
Jeff Nutt, C	Yankees	25th (770)
Aaron Murphree, OF	Padres	27th (825)

2009 (6)

Dallas Keuchel, LHP*	Astros	7th (221)
Stephen Richards, LHP	Marlins	8th (248)
Scott Lyons, INF	Royals	15th (452)
Ben Tschepikow, INF	Royals	17th (512)
Mike Bolsinger, RHP^	Athletics	33rd (993)
Ryan Cisterna, C	Angels	34th (1,041)

2010 (8)

Zack Cox, 3B	Cardinals	1st (25)
Brett Eibner, CF	Royals	2nd (54)
Drew Smyly, LHP*	Tigers	2nd (68)
Andy Wilkins, 1B*	White Sox	5th (158)
Mike Bolsinger, RHP	Diamondbacks	15th (451)
Collin Kuhn, LF^	Tigers	15th (463)
Jordan Pratt, RHP	Tigers	16th (493)
Jeremy Heatley, RHP	Marlins	22nd (677)



Andrew Benintendi was selected seventh overall by the Boston Red Sox in the 2015 MLB Draft, becoming the eighth Razorback to be selected in the first round and the highest Arkansas player selected since Jeff King went No. 1 overall in 1986.

2011 (6)

James McCann, C*	Tigers	2nd (76)
Collin Kuhn, OF	White Sox	17th (531)
Trent Daniel, LHP^	Tigers	23rd (707)
Kyle Robinson, OF	White Sox	28th (861)
Jarrod McKinney, OF	Astros	31st (940)
Geoffrey Davenport, LHP	Indians	43rd (1,298)

2012 (8)

Matt Reynolds, INF	Mets	2nd (71)
Nolan Sanburn, RHP	Athletics	2nd (74)
DJ Baxendale, RHP	Twins	10th (310)
Tim Carver, INF	Phillies	19th (608)
Sam Bates, OF	Royals	28th (893)
Randall Fant, LHP^	Indians	29th (893)
Derrick Bleeker, OF/RHP	Orioles	37th (1,122)
Jacob Morris, OF^	Indians	37th (1,133)

2013 (11)

Ryne Stanek, RHP	Rays	1st (29)
Colby Suggs, RHP	Marlins	2nd (73)
Barrett Astin, RHP	Brewers	3rd (90)
Dominic Ficociello, INF	Tigers	12th (366)
Trent Daniel, LHP	Rockies	17th (499)
Brandon Moore, RHP	Brewers	17th (512)
Jacob Morris, OF	White Sox	24th (723)
Tyler Wright, LHP	Mariners	26th (777)
Randall Fant, LHP	Astros	29th (857)
Eric Fisher, INF^	Marlins	30th (892)
Matt Vinson, OF	Diamondbacks	37th (1,110)

2014 (6)

Brian Anderson, INF	Marlins	3rd (76)
Chris Oliver, RHP	Phillies	4th (112)
Jalen Beeks, LHP	Red Sox	12th (374)
Michael Gunn, RHP	Red Sox	16th (494)
Eric Fisher, 1B	Marlins	17th (497)
Tyler Spoon, OF^	Athletics	36th (1,092)

2015 (4)

Andrew Benintendi, OF	Red Sox	1st (7)
Trey Killian, RHP	Rockies	9th (257)
Bobby Wernes, INF	Astros	30th (889)
Tyler Spoon, OF	Red Sox	35th (1,041)

52

Former Arkansas players have made an appearance in Major League Baseball, starting with Chuck Tompkins in 1912.

DRAFT STREAK

Arkansas has had at least one player selected in each of the past 41 MLB Drafts, dating back to 1975. In the 2013 MLB Draft, Arkansas led the nation with 11 players selected, marking the second time (1985) it has had double figure players taken in a single draft.

KEUCHEL'S DOMINANCE

Dallas Keuchel was phenomenal in 2015, turning in one of the most dominant seasons ever by a pitcher. The southpaw went 20-8 with a perfect 15-0 mark at home, striking out 216 in a league-high 232.0 innings pitched and posting a 2.48 ERA. He became the second Razorback (joining Cliff Lee) to ever win the Cy Young Award and also earned his second straight AL Gold Glove.

ALL-STAR PERFORMANCES

Five former Razorbacks have combined to make nine MLB All-Star game appearances, with Cliff Lee leading the way with four. Dallas Keuchel started on the mound for the American League team in the 2015 MLB All-Star Game. Randy Jackson has made two All-Star games, followed by one appearance each from Tom Pagnozzi and Johnny Ray.

BEST OF THE BEST

Kevin McReynolds leads all #ProHogs with 211 career home runs, while Johnny Ray has a career-best 1,502 hits. Cliff Lee holds nearly every pitching record, including 143 wins on the mound and 1,824 strikeouts in 2,156.2 innings of work.

#PROHOGS AT THE PLATE

Name	Yrs	From	To	ASG	G	PA	AB	R	H	2B	3B	HR	RBI	SB	CS	BB	SO	BA	OBP	SLG	OPS	Yrs at Ark
Bud Bloomfield	2	1963	1964	0	8	7	7	1	1	0	0	0	0	0	0	0	0	.143	.143	.143	.286	1955-56
Bubba Carpenter	1	2000	2000	0	15	31	27	4	6	0	0	3	5	0	0	4	13	.222	.323	.556	.878	1988-91
Cody Clark	1	2013	2013	0	16	40	38	1	4	1	0	0	0	0	0	1	15	.105	.128	.132	.260	2001-02
Chuck Corgan	2	1925	1927	0	33	113	104	7	23	2	1	0	1	0	0	7	13	.221	.270	.260	.530	1922-25
Al Cypert (Boyd)	1	1914	1914	0	1	1	1	0	0	0	0	0	0	0	0	0	1	.000	.000	.000	.000	1912
Babe Ellison	5	1916	1920	0	135	395	348	32	75	13	4	1	39	9	1	30	55	.216	.282	.284	.566	1914-16
Matt Erickson	1	2004	2004	0	4	6	6	0	1	0	0	0	0	0	0	0	1	.167	.167	.167	.333	1995-97
Logan Forsythe	**5**	**2011**	**2015**	**0**	**491**	**1713**	**1526**	**180**	**384**	**73**	**8**	**35**	**151**	**28**	**8**	**139**	**326**	**.252**	**.323**	**.379**	**.702**	**2006-08**
Craig Gentry	7	2009	2015	0	443	1077	951	148	252	36	11	4	80	77	13	77	189	.265	.338	.339	.677	2005-06
Eric Hinske	12	2002	2013	0	1387	4310	3797	549	947	240	18	137	522	61	21	452	949	.249	.332	.430	.762	1996-98
Randy Jackson	10	1950	1959	2	955	3549	3203	412	835	115	44	103	415	36	16	281	382	.261	.320	.421	.741	1944
Skeeter Kell	1	1952	1952	0	75	236	213	24	47	8	3	0	17	5	1	14	18	.221	.275	.286	.561	1948-51
Jeff King	11	1989	1999	0	1201	4812	4262	600	1091	222	18	154	709	75	32	442	584	.256	.324	.425	.749	1984-86
Jimmy Kremers	1	1990	1990	0	29	79	73	7	8	1	1	1	2	0	0	6	27	.110	.177	.192	.369	1985-88
James McCann	**2**	**2014**	**2015**	**0**	**123**	**437**	**413**	**34**	**109**	**19**	**5**	**7**	**41**	**1**	**1**	**16**	**92**	**.264**	**.296**	**.385**	**.681**	**2009-11**
Kevin McReynolds	12	1983	1994	0	1502	6039	5423	727	1439	284	35	211	807	93	32	522	707	.265	.328	.447	.775	1979-81
Tom Pagnozzi	12	1987	1998	1	927	3142	2896	247	733	153	11	44	320	18	21	189	450	.253	.299	.359	.658	1983
Kit Pellow	3	2002	2004	0	99	227	202	27	52	9	2	4	19	2	1	17	68	.257	.335	.381	.716	1995-96
Scott Pose	4	1993	2000	0	202	353	313	52	75	7	1	0	21	9	6	38	50	.240	.321	.268	.589	1987-89
Johnny Ray	10	1981	1990	1	1353	5664	5188	604	1502	294	36	53	594	80	49	353	329	.290	.333	.391	.724	1978-79
Ronn Reynolds	6	1982	1990	0	143	381	356	22	67	12	0	4	21	0	1	18	96	.188	.228	.256	.483	1979-80
John Vann	1	1913	1913	0	1	1	1	0	0	0	0	0	0	0	0	0	1	.000	.000	.000	.000	1910
Andy Wilkins	1	2014	2014	0	17	45	43	2	6	2	0	0	2	0	0	2	22	.140	.178	.186	.364	2008-10
Roy Wood	3	1913	1915	0	119	362	333	33	77	12	4	1	20	7	11	16	47	.231	.285	.300	.585	1912-13

#PROHOGS ON THE MOUND

Name	Yrs	From	To	ASG	W	L	W-L%	ERA	G	GS	GF	CG	SHO	SV	IP	H	R	ER	HR	BB	IBB	SO	HBP	BK	WP	BF	Yrs at Ark
Darrel Akerfelds	5	1986	1991	0	9	10	.474	5.08	125	13	33	1	0	3	233.2	216	146	132	36	127	16	129	13	1	21	1047	1981-82
Sid Benton	1	1922	1922	0	0	0	--	--	1	0	0	0	0	0	0.0	0	0	0	0	2	--	0	0	0	0	2	1912
Mike Bolsinger	**2**	**2014**	**2015**	**0**	**7**	**12**	**.368**	**4.23**	**31**	**30**	**0**	**0**	**0**	**0**	**161.2**	**170**	**85**	**76**	**18**	**62**	**4**	**146**	**1**	**2**	**6**	**704**	**2008-10**
Kevin Campbell	5	1991	1995	0	4	3	.571	4.55	77	5	18	0	0	1	138.1	127	72	70	11	80	4	83	3	0	5	604	1984-86
Gerald Hannahs	4	1976	1979	0	3	7	.300	5.07	16	12	2	0	0	1	71.0	76	51	40	11	42	1	42	0	0	7	326	1971-74
Howard Hilton	1	1990	1990	0	0	0	--	0.00	2	0	1	0	0	0	3.0	2	0	0	0	3	0	2	0	0	0	14	1984-85
Dick Hughes	3	1966	1968	0	20	9	.690	2.79	68	34	17	13	4	8	307.0	221	101	95	29	76	12	230	7	2	8	1205	1957-58
Lefty Jamerson	1	1924	1924	0	0	0	--	18.00	1	0	1	0	0	0	1.0	1	2	2	0	3	--	0	0	0	0	7	1919-21
Dallas Keuchel	**4**	**2012**	**2015**	**1**	**41**	**35**	**.539**	**3.58**	**109**	**100**	**2**	**9**	**3**	**0**	**671.0**	**649**	**291**	**267**	**62**	**190**	**6**	**523**	**15**	**0**	**25**	**2778**	**2007-09**
Les Lancaster	7	1987	1993	0	41	28	.594	4.05	323	39	110	3	1	22	703.2	715	345	317	60	261	45	408	11	14	28	3032	1982-84
Cliff Lee	**13**	**2002**	**2014**	**4**	**143**	**91**	**.611**	**3.52**	**328**	**324**	**1**	**29**	**12**	**0**	**2156.2**	**2116**	**923**	**843**	**223**	**464**	**12**	**1824**	**50**	**2**	**41**	**8917**	**2000**
Dixie Leverett	5	1922	1929	0	29	34	.460	4.51	122	77	30	33	4	7	637.0	725	374	319	25	221		193	17	5	11	2838	1914
Tim Lollar	7	1980	1986	0	47	52	.475	4.27	199	131	20	9	4	4	906.0	841	459	430	93	480	21	600	17	12	47	3941	1977-78
Mike Oquist	7	1993	1999	0	25	31	.446	5.46	133	79	13	1	0	0	555.0	623	348	337	73	243	19	351	21	0	14	2492	1987-89
Blake Parker	3	2012	2014	0	2	3	.400	3.68	74	0	28	0	0	1	73.1	73	37	30	10	24	2	85	2	0	3	318	2004-06
Robert Person	9	1995	2003	0	51	42	.548	4.64	206	135	26	4	2	9	897.1	813	496	463	129	438	12	773	35	3	39	3896	1988
Pat Rice	1	1991	1991	0	1	1	.500	3.00	7	2	0	0	0	0	21.0	18	10	7	3	10	1	12	1	0	0	91	1984-86
Tim Sherrill	2	1990	1991	0	0	0	--	7.71	18	0	5	0	0	0	18.2	30	18	16	2	6	1	7	2	0	2	92	1986-87
Drew Smyly	**4**	**2012**	**2015**	**0**	**24**	**15**	**.615**	**3.24**	**126**	**55**	**9**	**1**	**1**	**2**	**395.0**	**349**	**150**	**142**	**45**	**112**	**4**	**385**	**5**	**0**	**18**	**1612**	**2009-10**
Phil Stidham	1	1994	1994	0	0	0	--	24.92	5	0	0	0	0	0	4.1	12	12	12	3	4	1	4	0	0	0	26	1989-91
Jess Todd	2	2009	2010	0	0	1	.000	7.62	25	0	8	0	0	0	28.1	43	24	24	4	12	1	29	0	0	2	139	2007
Chuck Tompkins	1	1912	1912	0	0	0	--	0.00	1	0	1	0	0	0	3.0	5	1	0	0	0	--	1	0	0	0	14	1909-11
Matt Wagner	1	1996	1996	0	3	5	.375	6.86	15	14	0	1	0	0	80.0	91	62	61	15	38	2	41	3	0	0	364	1991-92
Jim E. Walkup	6	1934	1939	0	16	38	.296	6.74	116	53	34	11	1	1	462.1	614	381	346	49	260	--	134	5	1	20	2195	1928-29
Jim H. Walkup	1	1927	1927	0	0	0		5.40	2	0	2	0	0	0	1.2	3	1	1	0	0		0	0	0	0	8	1915-16
Duke Welker	1	2013	2013	0	0	0	--	0.00	2	0	1	0	0	0	1.1	0	0	0	0	0	0	1	0	0	0	4	2007
Jack Whillock	1	1971	1971	0	0	2	.000	5.63	7	0	2	0	0	1	8.0	10	5	5	0	2	0	6	0	0	0	35	1962-64
Dan Wright	4	2001	2004	0	20	26	.435	5.65	70	64	2	1	1	1	366.2	393	249	230	65	167	5	225	13	2	21	1638	1997-99

*Current #ProHogs **Bolded** (as of Dec. 4, 2015)*

A

Abbott, Todd	1994, '95
Abbott, Williams Lewis	1970
Abramczyk, John Paul	1959, '60, '61
Achenback, C.H.	1913
Adams, Harold Eugene	1948, '49
Aikman, Bruce Lynn	1951
Akerfelds, Darrel	1981, '82
Alberius, Josh	**2014, '15**
Alexander, George Baker	1958
Alexander, John	1949
Alexander, Otto	1908
Alexander, Tim	1978
Allen, Joe	1911
Anderson, Brian	2012, '13, '14
Anderson, Pat	1977, '78
Andree, James M.	1972, '73, '74
Arnold, Charles	1965
Arnold, Clint	2005, '06
Asbill, Teddy	1976, '77
Ash, Jeff	1979, '80
Astin, Barrett	2011, '12, '13
Atha, Larry D.	1979, '80, '81
Atkins, Donald	1979, '80, '81
Atkins, Howard Cullin Jr.	1966
Atkins, Kyle	2010, '11
Austell, Tom	1903
Ayers, James	1926

B

Baber, Oscar	1910, '11, '12
Backham, David C.	1972, '73
Bailey, Kenneth	1966
Baker, J.P.	1929
Baker, Terry Lee	1967, '68
Bakewell, Bill	1977, '78, '79
Ballard, Keach	1982
Ballard, Stephen D.	1972, '73
Balay, John	1949, '50, '51
Bane, James Harrison	1963, '64
Barksdale, Ronald Douglas	1964, '65
Barr, Brandon	2007
Barton, Larry	1982, '83
Bates, Sam	2011, '12
Baxendale, Blake	2014
Baxendale, DJ	2010, '11, '12
Beckemeyer, Lyle	1992, '93
Beeks, Jalen	2013, '14
Benard, Joe	1905, '06
Benberg, John	1982
Benintendi, Andrew	2014, '15
Bennett, Dick	1925
Bennett, Doug	1989, '90, '91
Bennett, George	1927
Bennett, J.G.	1921, '22
Benton, Sid	1912
Bernal, Michael	**2014, '15**
Berry, Layne	2001, '02
Berry, Mark	1983, '84
Bertotti, Mike	1984
Bigham, Bo	2009, '10, '11, '12
Bigham, Bryan	2009
Bilderback, Ty	1992, '93, '94, '95
Birch, Brent	1990, '91, '92, '93
Birel, William George	1967, '68
Bishop, William E.	1969, '70
Black, Dave	1903
Black, H.	1912
Black, John	1919, '20, '21
Black, Neeley	1905
Blackburn, W.D.	1929
Blackwood, Jerry Don	1968, '69, '70
Blagg, Billy Justin	1950, '52, '53
Blair	1906
Bleeker, Derrick	2010, '12
Block, Dave	1903, '05
Bloomfield, Bud	1955, '56
Blum, Greg	1999, 2000
Bobb, Randy	1987, '88
Boever, David	1988
Bogan, Charles	1954, '55
Bohannan, Brad	1999, 2000
Bohart, G.T.	1905, '06
Bollman, Brett	2005
Bolsinger, Mike	2008, '09, '10
Bond, Brock	2005
Bone, George Thomas	1955, '56
Bone, Jim	1961, '62, '63
Bonfield, Luke	**2015**
Booker, P.	1903
Bosco, Jimmy	2012
Boyce, Charley	2003, '04, '05, '06
Bowden, William P.	1952, '53, '54
Bowen, Luther	1994, '96
Bradbury, Ralph	1974, '75, '76, '77
Bradford, Hollis	1922
Bradford, James	1976, '77
Bradley, Eugene Alford	1953
Bradley, Keith	1995, '96
Brail, Rick	1991
Brannon, Clint	2000, '03, '04
Brazil, Ernest	1919
Breeden, Bill	1969, '70, '71
Brenton, Gene Thomas	1963, '64, '65
Brewer, Dale	1928, '29
Brewer, Timothy	1973, '74
Bridges, Scott	2002, '03, '04, '05
Briggs, Oscar	1899, 1902
Brocail, Scott	1991, '92, '93, '94
Broadway, Barry	1980
Brown, Charles Arthur	1952
Brown, Dale	1977
Brown, Dan	1990, '91
Brown, John	1924, '25
Brown, Silas Christian	1949, '50, '51
Broyles, Franco	2011
Brumble, Marc	1976, '77, '78
Bryan, Chris	1988, '89
Bryan, Lemuel	1902, '03
Buchanan, F.E.	1908
Buckley, S.S.	1913
Buckley, Virgil	1912
Bulgarelli, Mark	1976, '77, '78, '79
Bull, Scott	1972, '76
Bumpers, Mike	1992
Burgess, John	1986
Burnett, Mark	1998, '99
Burton, P.O.	1898

C

Caldwell, Brent	1997, '98
Caldwell, Robert	1947
Calhoon, Jim	1987, '88, '89
Callaway, Jerry	1978
Campbell, Dan	1987
Campbell, Kevin	1984, '85, '86
Campbell, Mike	1968
Caple, Donald Lee	1963, '64, '65
Carlton, Jerry	1960, '61, '62
Carnes, Matt	1995, '96, '97
Carpenter, Bubba	1988, '89, '90, '91
Carpenter, Jay	1988, '89, '90
Carpenter, Preston	1954, '55, '56
Carr, J.F.	1898
Carson, Randall	1976, '77
Carter, Don	1981
Carter, Harry	1947
Carter, Marl D.	1962, '63
Carter, Randall	1979, '80
Carver, Tim	2009, '10, '11, '12
Cebuhar, John	1987, '88
Cecil	1905
Center, Jerry	1976
Chadwick, Bob	1986
Chadwick, Cannon	**2015**
Charlton, Aaron	1993
Childress, Robert M.	1956, '57



Tim Carver played played four years and made two College World Series appearances.

Chipman, Marvin	1926, '27
Christian, Carroll	1923, '24
Christian, O.	1898
Cisterna, Ryan	2008, '09
Clancy, Tim	1978, '79, '80
Clark, Cody	2001, '02
Clark, Chris	1993, '94, '95, '97
Clark, Dera	1984
Clark, Kyle	1997, '98
Clark, M.D.	1898
Clayton, Walker B.	1923
Clements, Charles M.	1972
Clements, Steve	1984, '85
Clinkenbeard, Bob	1981
Cloninger, Chris	1996
Cobb, David	1994
Cochran, Keith	1971, '72, '73
Cole, George Sr.	1926, '27, '28
Cole, John Conway Jr.	1951
Cole, Kenneth	1908
Coleman, Walter C.	1972, '73, '74
Collis, Devin	2005, '06
Conner, Michael	2001, 02
Conway, George	1902
Cook, Brian	1990, '91, '92, '93
Cook, Damon Lee	1966
Cook, Joe	1908, '09
Coon, Casey	2007, '08
Coppock, Mark	1990, '91
Corbell, Charlie	1982, '83
Corgan, Chuck	1922, '23, '24, '25
Costello, Conor	2012
Cotton, Delano Talbert	1962, '63
Cox, Evan	2007, '08
Cox, Harold Earl	1948, '49
Cox, Zack	2009, '10
Coyle, Norman	1910, '11
Craig, Charles	1924
Crawford, C.	1929
Crawford, Rick	1982
Creekmore, Stephen W.	1910, '11
Crossett, Scott	1998, '99, 2000, '01
Crouse, Cliff	2000, '01, '02
Croxsdale, E.W.	1913
Cunard, Craig	1981
Cunningham, Scott	1993, '94
Curtis, Gary	1983
Cusack, Thomas	1953, '54, '55
Cypert, Boyd	1912
Czanstkowski, Tom	1992, '93

D

D'Alexander, Greg	1987, '88, '89, '90
D'Amico, Joe	1992, '93
Dailey, Randy	1971, '72
Daly, Cory	1995
Daniel, Trent	2011, '12, '13
Darr, Andrew	2008, '09
Davenport, Geoffrey	2009, '10, '11
Davis, Joe	1991
Davis, Matt	1998
Davis, Menar	1912
Davis, Mike	1910, '11, '12
Dawson, Bill	1988
Day, Chris	1978
Day, Devin	2004
DeBriyn, Marty	1997
Deason, Jesse Wayne	1956
Deere, Jason	2004
Dees, Billy	1981, '82
Deitz, Tim	1983, '84, '85
Dellasega, Joe	1980
Dennison, Brian	1991
Dickinson, Wallace	1924, '25
DiLeo, Joe	1985, '86
Dipper, Wayne	1968
Dodd, Rob	1990
Donathan, Jeff	1926, '27, '28
Dorothy, William N.	1969, '70
Dougherty, Harry K.	1947, '48
Douglas, Hall	1928, '29
Dowell, O.	1903
Downey, Charles	1990
DuBose, Dave	1976, '77
Dudley, Kirk	1981, '82
Dugger, Jake	2004, '05, '06, '07
Duka, Michael	1953
Dunlap, Tyrie	1974

E

Eagan, Clark	**2014, '15**
Eason, Alcuin	1903
East, Jack	1920, '21
Edmonds, Bobby Joe	1986
Edwards, Bobby	1987, '88
Edwards, Delmar Butch	1965, '66, '67
Eibner, Brett	2008, '09, '10
Eklund, Troy	1986, '87, '88, '89
Elliot, Lynn Blaine	1961, '62, '63
Ellis, Scott	1996, '97, '98
Ellison, Babe	1914, '15, '16
Epps, Scott	1989, '90, '91, '92

ALL-TIME LETTERMEN



Dallas Keuchel earned SEC All-Freshman honors in 2007 and the AL Cy Young Award in 2015.

Erickson, Matt	1995, '96, '97
Erwin, Richard	1976, '77, '78, '79
Erwin, Wally	1979
Etheridge, Haden	1988, '89, '90, '91
Ewing, James	2006

F

Falwell, Chris	2014
Fanning, Chris	1991
Fant, Randall	2010, '11, '12, '13
Farris, Jordan	2013
Farwell, Fred	1985
Faust, Fred	1983
Feeny, Chris	1995
Ferguson, Rick	1981, '82
Fernell, David	1984
Ficociello, Dominic	2011, '12, '13
Fields, James E.	1970
Fincher, L.J.	1921
Fischel, Frank James	1949, '50, '51, '52
Fishback, Herbert	1897
Fisher, Eric	2011, '13, '14
Fisher, Joe	1994
Fisk, Gregory Michael	1967
Fleming, P.A.	1898
Fletcher, Dennis	1986, '87, '88, '89
Fletcher, Jeff	1999, 2000, '01, '02
Flowers, Jeromy	1998
Forrest, TJ	2009, '10
Forsythe, Logan	2006, '07, '08
Foster, Herbert R.	1957
Foster, Pat Duane	1959, '60, '61
Foster, Rodney	1992
Foster, Virgil Lynn	1966
Foundren, Price	1927, '28, '29
Fox, Ryan	2001, '02, '03
Franks, Lance	1996, '97
Freeman, Wallace Britton	1964, '65
Fry, Jeff	1993
Fulmer, Doyle	1928
Fuqua, Jason	2010

G

Gaffney, W.C.	1919, '20, '21
Garcia, Rudy	1982, '83, '84
Gardner, Jarrett	2002, '03
Garrett, John Doyle Jr.	1956
Garrison, Johnny	1950
Gassaway, Cullen	**2015**
Gatling, Tom	1908
Geis, Clarence	1928
Gentry, Aaron	1994
Gentry, Craig	2005, '06
Geren, J.M.	1913
Gessner, Tom	1998
Gilbert, James	2004, '05, '06, '07
Giles, Danny	1997, '98
Gilleland, Greg	1998, '99
Gilmore, Kale	1991, '92
Gilmore, Tony	1989, '90
Glanz, Scott	1980, '81, '82
Glaze, Thomas Arthur	1958, '59
Glynn, Josh	2002
Gonring, Doug	1981
Goodner, Boyd	2003, '04
Goodwin, Clay	2002, '03, '04, '05
Gorman, Henry F.	1981
Gosser, Alex	**2014, '15**
Grant, Dale	1986
Graves, Aaron	2001, '02
Gray, William Lewis	1963, '64, '65
Green, Doyle	1974, '76
Grubb, Bill	1979
Gunn, Michael	2012, '13, '14

H

Haaser, Steven L.	1972, '73
Hadley, Ray C.	1925, '27, '28
Hagedorn, Brad	1997, '98, '99, 00
Hagedorn, Brett	2001, '02, '03, '04
Haizlip, Ralph	1926, '27, '28
Hall, Caton	2003, '04
Hall, H.C.	1959, '60
Hall, Zack	2010, '11
Hamblin, Danny	2004, '05, '06, '07
Hamilton, Jim	1994
Hancock, Doy	1924, '25
Hannahs, Gerald	1971, '72, '73, '74
Hargroves, Willie	1977, '78
Harper, Arvis	1976, '77, '78
Harper, Bland Robert	1965
Harris, Gary	1990
Harris, Kyle	1992, '93, '94
Harris, Ray	1985, '86, '87, '88
Harrison, Brett	1983, '84
Hartman, Jim	1985
Harvill, Jeff	2011
Hatfield, Kenneth Wahl	1963, '64, '65
Hauskey, Thomas	2007, '08, '09, '10
Haynie, Arnold Augustus	1962, '63, '64
Haynie, Bracey	1922, '23
Hays, Ben	2011
Heather, Scott	1997, '98
Heatley, Jeremy	2009, '10
Hellbusch, Isaac	2013
Helton, Keith	1984, '85, '86, '87
Hemm, Jeff	1975, '76, '77, '78
Hemm, Warren	1975, '76
Henderson, DeMatt	1899, 1900, '01
Hendricks, Charles Lowber	1947, '48
Hendey, Waldersee	1921
Hennell, John	1978, '79, '80, '81
Hennesey	1911
Henson, James W.	1972
Henry, Thomas Walter	1967
Hernandez, Darin	1986
Hester, Bart	1998, '99, 2000
Hicks, Quazar	1994
Highfill, H.H.	1912
Hill, Thomas Jasper Jr.	1964
Hill, Travis	2007, '08
Hilton, Howard	1984, '85
Hindman, Randy	1982
Hinds, Hubert	1919, '20
Hines, Glen Ray	1989
Hinske, Eric	1996, '97, '98
Hinton, Percy	1911, '12, '13
Hobson, Edward Louis	1957, '58, '59
Hobson, Todd	1989, '90
Hode, Scott	2002, '03, '04, '05
Hoefler, Jeff	2000, '01
Hogan, Gary Jr.	2000, '01, '02
Hogan, Max	2015
Hollensworth, Chris	2005, '06
Holloway, Max Marvin	1958, '59, '60
Holloway, Trey	2004, '05, '06
Holt, Henry Cecil	1912
Hom	1906, '09
Hon, Jackson	1925
Hopkins, Thomas Hugh	1966, '67, '68
Horn, Jack	1908
Horne, David Buford	1959, '61
Horton, Donald Clyn	1956, '57, '58
Horton, Ralph H.	unknown
Hotchkiss, Henry	1910
Houck, Jeff	1990, '91, '92, '93
House, Herbert Claude	1967, '68
House, Jacob	2008, '09
Howard, Fred	1970
Hreha, Dan	1989, '90, '92
Hrozek, Wayne	2006, '07
Huchingson, Stuart	1979, '80, '81
Huddleston, Jeff	1978, '79, '80
Hughes, Bob	1993, '94
Hughes, Howard (Dick)	1957, '58
Hunt, Claude Ruse	1957
Huntze, Rick	1983, '84, '85
Hum, David	2006
Hurley, Scott	1998, '99
Hyatt, Robert F	1905, '06, '08
Hyson, Cole	1989

I

Isaacson, Charlie	1999, 2000, '01, '02

J

Jackson, Jeremy	1997
Jackson, Mark	1983, '84, '85
Jackson, Randy	1944
Jackson, Zach	**2014, '15**
Jacobs, Robert	1924, '26
Jamerson, Charles (Lefty)	1919, '20, '21
Jamerson, D.C	1922
Jameson, Jasen	1994
Jay, Jim Wilbur	1963, '64
Jenkins, John	1973
Jennings, Archie Winthrop	1966
Jester, Joe	1997, '98, '99
Johnson, Charles	1965
Johnson, Danny	1980
Johnson, Mark	1990, '91
Jones, Ben	1943, '44
Jones, Donald Gilbert	1956, '57
Jones, Gary	1982
Jones, Mark A.	1969, '70
Jones, Randall E.	1972, '73, '74
Jones, Sean	2007, '08
Joiner	1902
Julius, Jacob	2007

K

Kauffman, Rob	1977, '78, '79, '80
Kearns, Walter Lewis	1951, '52, '53
Kee, Kevin	1985, '86
Keeter, Daniel R.	1970
Keith, Charles	1908
Kell, Skeeter	1948, '49, '50, '51
Kelly, E.L.	1897
Kemp, Jarrell R.	1921
Kent, Elmore	1922, '23
Kerns, Keith	1985
Kerr, John Herman	1958, '59, '60
Keuchel, Dallas	2007, '08, '09
Kilgallen, Richard	1947, '48, '49
Killian, Trey	2013, '14, '15
Kindle, Judd	2003
King, Bryan	2000
King, C.H.	1922
King, Cyrus	1923, '24, '25
King, Dave	1979
King, Jeff	1984, '85, '86
Kirby, Brian	1998, '99, 2000, 01
Kirk, Scott	1978



Clay Goodwin played four seasons and recorded a .297 career batting average.

Kirkland, Mike	1973, '74
Kizer, Roland	1919, '20
Klein, Mike	1994
Kline, Richard	1964, '65
Korbal, Kendall	2008
Kowalchuk, Christian	2009, '10
Kraus, Ralph	1983, '84, '85, '86
Kreder, Monk	2010
Kregal, Horace	1927
Kremers, Jim	1985, '86, '87, '88
Kretschmar, James Joseph	1955, '56
Kreymborg, Mike	1979
Krueger, Steve	1979, '80
Kuhn, Collin	2009, '10, '11

L

Lacey, Shaun	1977, '78
Lahay, Bruce	1978
Laird, Tony	1983, '84
Lamberth, John	1973
Lambeth, Dan	1982, '84
Lancaster, Les	1982, '83, '84
Land, Lee	2005
Leach, Aaron	1998
Leavitt, Chase	2008, '09
Lee, Cliff	2000
Lenox, Greg	1971
Lennerton, Ryan	2004
Leraris, Justin	2001, '02
Leuppe, Ed	1981, '82, '83
Leverette, Dixie	1914
Leverette, Edward Vaulx	1898, 1905
Ley, Stan	1971, '72
Lidell, Finessee	1909, '10
Liles, Greyson	1989, '90, '91
Limbocker, Scott	2007, '09
Lindsey, James Edgar	1964, '65
Linebarier, Bobby Joe	1951
Lipsmeyer, David	1978
Little, Blake	1990, '91
Loggins, Mike	1983, '84, '85
Lollar, Tim	1977, '78
Long, Frances Jones	1952, '53, '54
Long, Gordon	1947, '48, '49
Longonitti, Henry P.	1947
Longoria, Keith	1981, '82
Loseke, Scott	1982, '83
Lowery, Jackson	2014, '15
Lubker, Herman	1947
Lundquist, Dennis	1974, '75
Lundquist, Ryan	1996, '97, '98, '99
Lundquist, Tim	1976, '77
Lunney, Barry Jr.	1993, '94, '95, '97
Lusker, Chris	1985
Lutes, Charles, Russell	1953
Lyles, Robert Earl	1956
Lyles, Tigger	2001
Lynch, Cade	2011, '12, '13
Lyon, Earl	1926
Lyons, Scott	2008, '09
Lyons, W.A.	1922, '23

M

Maday, Daryl	2004, '05, '06
Magness, James Edward	1963, '64
Mahaffey, Alan	1995
Mahan, Jacob	2012, '13
Mahler, James	2008
Manatt, Jared	1999, 2000
Marshall, David	1969, '70, '71
Marquardt, John Henry	2005, '06
Martin, E.G.	1898
Martin, Mike	1978, '79
Masanda, Daren	1994, '95, '96
Mason, Donald	1965, '66
Masters, David	2012
Matheson, Derek	1996, '97, '98, '99
Matthews, Walter Ray	1954, '55, '56
McAfee, Brett	2013, '14, '15
McAllister, Leslie Edward	1967, '69
McAlvain, Jarred	1996
McCann, James	2009, '10, '11
McCaughtry, Floyd	1960, '61
McClain, Mark	1976, '77
McClure, Dave	1980, '81
McConnell, Jason	1995, '96, '97
McConnell, Kirk	2002, '03
McCorquodale, Knox	2005
McCowan	1902
McCrotty, Wes	1998, '99, 2000
McCullough, William Glenn	1923
McDaniel, Dale	1979
McDaniel, Larry L.	1972
McDaniel, Travis	1997, '98, '99, 2000
McGaha, Mel	1947, '48
McGehee, Mel	1945, '47, '48
McGurk, Pat	1980
McHale, Robert	1979, '80
McHan, Lamar	1952, '53
McKenzie, James Horace	1961
McKinney, Jarrod	2009, '10, '11
McKinney, Keaton	**2015**
McKissack, Stephen Louis	1967
McLelland, Brian	2004, '05, '06, '07
McNemer, Phil	1908, '09
McNiel, Donald	1975, '76, '77
McReynolds, Kevin	1979, '80, '81
McShane, Mickey Paul	1964, '65
Mercado, Jose Egardo	1951
Merrill, Bubbs	2004
Merryman, Josh	2000, '01, '02, '03
Methvin, Garrett	2010
Milburn, Frank H.	1923, '24
Milford, Clinton G.	1909, '10, '11
Miller, Donald L.	1950, '51
Miller, Grady	1908, '09, '10, '11
Miller, John	1983, '84
Miller, Ray	1995
Miller, Richard L.	1972, '73, '74
Milwee, F.B.	1913
Mitchell, Bruce	1971, '72, '73, '74
Mitchell, S.D.	1921
Mobbs, Jimmy	2003
Mont, Theodore Jr.	1961, '62, '63
Montgomery, Bill	1975, '76
Moody, Billy Joe	1962
Moore, Brandon	2011, '12, '13
Moore, Kenderick	1993, '94, '95, '96
Moore, Rod	1986, '87
Moore, Ron	1989, '90, '91
Mooty, James Wesley	1958
Moriarity, Mike	1996, '97, '98, 2000
Morris, Jacob	2011, '12, '13
Morris, William T.	1972, '73
Mosley, Tim	1995
Muldoon, Allen Mike	1967
Mulhollen, Danny Byron	1962, '63, '64
Mulvaney, Brad	1994, '95, '96
Murphree, Aaron	2007, '08
Murphy, Bill	1974
Murphy, Gary	1984, '85
Murphy, Jon	2000
Murphy, Sam	2008, '09, '10
Muse, Preston	1926
Myers, Ed	1981, '82

N

Nauman, John	1971, '73
Neal, Tommy A.	1972, '73
Nelson, Peyton	2000
Newland, Josh	2000
Newman, Willie	1988
Newton, C.B. Jr.	1958, '59
Nix, Bobby	1965
Nix, Lowell Edsel	1952, '53, '54
Nomura, Rick	**2015**
Norcott, A.	1912, '13
Norton, Delbert	1902
Nosari, Eldon Joe	1958, '59, '60
Nutt, Jeff	2007, '08



James McCann was a three-time letterwinner and second round MLB Draft selection in 2011.

Nye, Elmer Lloyd	1967
Nye, Richie	1996
Nye, Rodney	1998, '99

O

Odom, Tony	1982
Oliver, Chris	2012, '13, '14
Oliver, Thomas P.	1929
Oquist, Mike	1987, '88, '89
Ormsby, Ban	1976
Osborn, Donald Jr.	1965
Osmon, Scott	1989
Overbey, Rogers	1955, '56, '57

P

Pagnozzi, Tom	1983
Palen, Mike	1992, '93
Parker, Blake	2004, '05, '06
Parker, Steve	1986
Parsons, Jeff	1993, '94, '95
Pate, Kyle	2015
Patten, Jonah	2015
Patterson, Dave	1985, '86
Paul, Kortney	1991, '93
Paulsen, Larry	1970, '71, '72, '73
Payne, Buck	1916
Peace, John	1971
Pearson, Jeffrey Lynn	1964, '65, '66
Pellow, Kit	1995, '96
Pennell, Tucker	**2015**
Perdue, Monroe	1922
Person, Robert	1988
Peters, Darrell	1959, '60
Peters, Tim	1986, '87
Peters, Tony	1986
Phelan, Brian	1996, '97
Phillip, Alex	2014
Phillips, Jimmy	1987
Phillips, Lance	2014, '15
Pierce, Chad	2008
Piskor, Kirk	1989, '90, '91
Pittman, Donald	1898
Pitts, Nick	2000, '01, '02, '03
Poché, Colin	2013, '14
Pogue, Doug	1974
Pohle, Ike	1998, '99
Pomeroy, Kyler	2002, '03
Porter, A.W.	1926
Porter, Tom	1947, '48, '49
Pose, Scott	1987, '88, '89
Potts, Thomas	1898
Powell, David	1982, '83
Pratt, Haas	2003, '04
Pratt, Jordan	2010
Preston, Doyle	1993, '94
Pridemore, Harold C.	1951
Pryor, Michael Scott	1968, '69, '70, '71
Pryor, Shap Hanner	1952, '53
Ptak, V. James	1919, '20
Pufall, Ed	1974, '75
Pugh, Dennis	1973, '74
Pyle, Jason	2003

Q

Quarnstrom, Rob	1995, '96, '97, '98

R

Raether, Pete	1989, '91
Ragland, H.S.	1902
Ramirez, Jean	2013
Rankin, Jeremy	2000, '01
Ray, Johnny	1978, '79
Rayder, Jan Wayne	1955, '56, '57
Raynor, Arthur	1927, '28, '29
Reagan, Stephen Earl	1967, '68
Reese, Ken	1987, '88
Reeves, John Clay	2012
Renfro, Elza	1924
Reves, Arch	1905
Reyes, Mark	2012
Reynolds, Matt	2010, '11, '12
Reynolds, Ronn	1979, '80
Rhoades, Barton R.	1972
Rhoads, Chris	2006, '07
Rhodes, Dave	1977, '78
Rice, Jacob	2011
Rice, Pat	1984, '85, '86
Richards, Stephen	2007, '08, '09
Richardson, Bryant	1994
Richardson, Derrick	1984, '85
Richmond, Jonathan	2001, '02, '03
Riethmaier, Matt	1998, '99, 2000
Riley, Justin	2000
Rinehart, Jimmy Jarrell	1951, '52
Robbins	1905
Roberts, Derek	1998
Roberts, Norm	1982, '83, '84, '85
Robertson, O. Leland	1920, '22, '23
Robinson, Kyle	2010, '11
Robinson, Mike	1981, '82, '83
Robison, Stephen	2004, '05, '06, '07
Roby, Ellis	1983, '84, '85
Rock, Mike	1981, '82, '83
Roehl, Scott	2001, '02, '03
Rogers, Brian	1994, '95, '96, '97
Rogers, Kenny	1980, '81
Rogers, Marty	1980, '81
Rogers, Ted Don	1957
Rogerson, J.B.	1920, '21
Roller, Robert Michael	1966

Rose, Glen	1927, '28
Rosson, Sam	1926
Rowlett, Casey	2004, '05
Rucker, Charles	1925
Rucker, Garrett	2014
Rucker, Jeff	1924, '25, '26
Rucker, Paul	1934, '35
Ruckerman, Charles	1923, '24, '25
Ruder, Russ	1981
Russell, Zac	2010

S

Sample, Charles	1910
Sample, Travis	2009, '10
Sanburn, Nolan	2011, '12
Sanburn, Parker	2015
Sawatski, Jay	2003, '04
Sayles, Rickey	1964
Schalchlin, George W.	1912
Schaufele, Louis J.	1949, '50, '51
Schmidt, Nick	2005, '06, '07
Schoonover, Wear	1929
Schrantz, Jeff	1981, '83
Schwanke, Willie	2013
Scott, H.A.	1969, '70, '71
Scott, John T.	1902
Secrist, Brad	2007
Seibert, Shaun	2005, '06, '07, '08
Serrano, Joe	2012, '13, '14, '15
Seward, Tim	1981, '82
Shaddy, Carson	**2015**
Shaddy, Chris	1980, '81, '82
Shawgo, Jack Edwin	1949, '50
Sheredy, Kevin	1994, '95
Sherrill, Tim	1986, '87
Shock, Billy	1980
Shoptaw, Britt	1988
Simpson, Landon	2013, '14
Sisco, Mike	1986, '87
Skeels, Andy	1986, '87
Skeels, David	1992, '93, '94, '95
Skinner, Joe	2004
Slembarski, Ron	1983
Smalling, Tim	2007, '08
Smith, Austin	1925
Smith, C.S.	1913
Smith, Don Roy	1956, '57, '58
Smith, James Howard	1950, '51, '52
Smith, Jarrette Dean	1950
Smith, Josh	2005, '06
Smith, Thurman Jr.	1970, '72, '73
Smyly, Drew	2009, '10
Smyor, C.P.	1898
Snowden, Greg	1973, '74
Soden, James Paul	1962, '63, '64
Spanberger, Chad	**2015**
Spence, Jeff	1977, '78
Spence, Thad Burke	1948
Spikes, James L.	1920, '21, '24
Spoon, Tyler	2013, '14, '15
Springston, Cliff	2008
Stafford, Joe Herman	1965, '66, '67
Stall, Carl	1992, '93
Stallings, Matt	2004
Standley, Billy Glenn	1967, '68, '69
Stanek, Ryne	2011, '12, '13
Stanley, J.H.	1905
Stanley, John	1979, '80
Stanley, Tom	1903, '06
Starkey, Chuck	1980
Stephens, Bob	1976
Stephens, G.K.	1898
Stephens, Jason	1996
Stricklin, Clayborne Jr.	1968, '69
Stidham, Phillip	1989, '90, '91
Stillwell, Rod	1988, '89
Stinson, Ryan	1992, '93
Stoakes, Sid	1909, '10
Stolzer, Robert	1957, '58
Stone, Jacob	2014, '15
Stout, S.R.	1911, '12, '13
St. Pierre, Robert	1953
Suggs, Colby	2011, '12, '13
Sutton, Mark	1976
Swope, Mark	1988, '89, '90

T

Tabor, Scott	1979, '80, '81, '82
Taccolini, Domonic	**2014, '15**
Taft, Steve	1990, '91, '93, '94
Talbot, Jeremy	1996
Teague, James	**2014, '15**
Tejcek, Jim	1989
Thomas	1902
Thomas, Don	1986, '87, '88, '89
Thomas, Everett William	1956, '57, '58
Thomas, O.C.	1912
Thomas, Reggie	1980, '81
Thomas, Richard	1992
Thomas, Tim	1989, '90, '92
Thomason, Dewey Jr.	1947, '48, '49, '50
Thomason, Joe Henry	1954, '55, '56
Thompson, Burl	1929
Thompson, Clark	1908
Thompson, Gerald	1978
Thompson, Henry	1976, '77, '78
Thorne, Matt	2000
Tidwell, Chad	1995, '96
Tiffee, Ronald C.	1966, '67, '68
Tisher, Mitch	2000
Todd, Jess	2007
Tompkins, Chuck	1909, '10, '11
Toops, Brady	2002, '03, '04
Trainor, Kendall	1986, '87, '88
Trapp, Charles	1930
Trigg, J.W.	1903
Trigg, Tom	1905
Trimble, Claud	1928, '29
Triplett, Gerald	1903
Troglin, Mike	1990
Tschepikow, Ben	2005, '07, '08, '09
Tucker, Jeff	1992
Tyra, John	1966, '67, '68

V

Van Every, Lynn	1986
Van Horn, Dave	1982
Vann, John S.	1910
Vaske, Terry	1992
Vent, Kevin	1998
Verhage, Terry	1968, '69, '70, '71
Vidmar, Ed	1980, '81
Villanueva, Eddie	1971
Vincenheller, G. Aston	1898, '1902
Vincent, Farrell	1971
Vinson, Matt	2010, '11, '12, '13

W

Wachter, Scott	1980, '81
Wagner, Matt	1991, '92
Wales, Ted	1970, '71, '72
Walker, Brian	2005, '06, '07
Walker, Brian	1992
Walker, Clint	1996
Walker, Doug	1991
Walker, Johnny	1975
Walkup, Jim	1928, '29
Wallace, Ed	1978, '79
Wallace, George	1922
Wallace, Larry	1976, '77, '78, '79
Walling, David	1998, '99
Wanger, Fred	1969, '70
Ward, Jim	1982, '83, '84
Warram, James	1925
Warrior, Manual	1978, '79
Washburn, Kyle	2000, '01
Washington, Fredy Lee	1968
Watkins, David	1992
Watkins, James	1902
Watts, Kern	2004
Watson, J.T.	1905, '06, '08
Watson, John R.	1905, '06
Watson, Michael	1976
Weatherford, Luke	2001, '02
Weaver, Gary Francis	1960, '61, '62
Webb, Richard	1981
Weckel, Wilfin R.	1973
Wehrle, Kendall	2009
Welker, Brad (Duke)	2007
Wells, Justin	2008, '09
Wells, S.R.	1912
Welsh, Jack	1997, '98, '99, 2000
Wernes, Bobby	2014, '15
Westerside, Kenneth	1967
Westphal, Robbie	1954, '55
Wheller, Jerry Thomas	1961, '62
Whillock, Jack	1962, '63, '64
Whitaker, Ryan	1991, '92, '93
White, Justin	2004
Whitekiller, Jerel	1998
Wiggins, Blake	2015
Wild, Michael	2006
Wilkerson, Krisjon	2014, '15
Wilkerson, Lyle Allen Jr.	1952, '53, '54
Wilkinson, Spencer	1987
Wilkins, Andy	2008, '09, '10
Wilkins, Charles	1925, '26
Willard, Matt	2006, '07
Williams, Allen	1991, '92, '93, '94
Williams, Alvin Lee	1947, '48
Williams, Chris	2003
Williams, Darrell Dean	1960, '61, '62
Williams, David Lee	1968, '69, '70, '71
Williams, Jarrell	1959, '60, '61
Williams, L.J.	1919, '20, '21
Williams, Michael	1973, '74
Williams, Paul	1968, '69, '70, '71
Williams, Paul X	1927, '28, '29
Williams, Reggie	1995, '96
Williams, Robert James	1949, '50, '51
Willis, Billy Don	1967, '68
Wimot, J.C.	1898
Wilmith, John Alan	1968
Wilson, Andy	1996
Wilson, Doyle	1985, '86
Wilson, Gary	1982
Wilson, Joe Bill	1954
Wilson, Roger	1988
Wilson, Tommy	1909, '10, '11
Wise, Jake	2011, '12, '13, '14
Wishy, Andrew	2001, '02, '03
Wofford, Tim	1982, '83
Wood, David	1974
Wood, Roy	1912, '13
Woodruff, Jim	1970
Woodruff, Patrick	2002
Woods, Jeremy	1995, '96
Woods, Scott	2001, '02
Workman, Richie	1993, '94, '95, '96
Wright, A.E.	1909
Wright, Dan	1997, '98, '99
Wright, Myron Ernest	1964, '65, '66
Wright, Tyler	2012, '13
Wyles, Bill	1970, '71

Y

Yost, Matt	2003
Young, Clint	1910, '11
Young, Donald	1948
Youngblood, Jon	2000

Z

Zacher, Todd	1980, 81
Zambrana, Luis	1979, 80
Zane, Kelly	1987, 88

** Current players in bold*



Drew Smyly was an SEC All-Conference second team selection in 2010.

BATTING

Batting Average

Season:

Rank	Total (H/AB)	Year/Games
1.	.341 (723/2118)	1997 / 56
2.	.334 (593/1775)	1984 / 56
3.	.326 (740/2273)	1987 / 68
4.	.325 (548/1995)	1990 / 62
5.	.321 (704/2192)	1985 / 66
6.	.316 (666/2110)	1998 / 59
7.	.313 (655/2123)	1996 / 59
8.	.312 (525/1681)	1982 / 57
9.	.312 (533/1707)	1981 / 52
10.	.309 (240/777)	1973 / 28

At Bats

Game: 67, Texas A&M - 5/5/89

Season:

Rank	Total	Year / Games	Avg./Gm
1.	2402	2004 / 69	34.81
2.	2339	1999 / 65	35.98
3.	2276	2010 / 64	35.56
4.	2273	1987 / 68	33.43
5.	2247	2012 / 68	33.04
6.	2233	1989 / 67	33.33
7.	2207	2009 / 65	33.95
8.	2203	2007 / 64	34.42
9.	2192	1985 / 66	33.21
10.	2187	2002 / 63	34.71

Runs

Inning: 14, Saint Louis (1st) - 4/7/10

Game: 33, Southwest Baptist - 3/21/84

Season:

Rank	Total	Year / Games	Avg./Gm
1.	589	1997 / 56	10.52
2.	575	1987 / 68	8.46
3.	543	1985 / 66	8.23
4.	529	1999 / 65	8.14
5.	498	1998 / 59	8.44
6.	482	1988 / 62	7.77
7.	481	2010 / 64	7.52
	481	2007 / 64	7.52
9.	477	1996 / 59	8.08
10.	466	1989 / 67	8.96

Hits

Game: 32, Southwest Baptist - 3/21/84

Season:

Rank	Total	Year / Games	Avg./Gm
1.	740	1987 / 68	10.88
2.	723	1997 / 56	12.91
3.	705	1999 / 65	10.85
4.	704	1985 / 66	10.66
5.	697	2010 / 64	10.89
	697	2004 / 69	10.10
7.	686	1989 / 67	10.24
8.	666	1998 / 59	11.29
9.	655	1996 / 59	11.10
10.	643	2005 / 61	10.54

Doubles

Game: 11, Texas Tech - 4/13/85

Season:

Rank	Total	Year / Games	Avg./Gm
1.	172	1987 / 68	2.53
2.	168	1997 / 56	3.00
3.	153	1999 / 65	2.35
4.	142	1998 / 59	2.41
	142	1989 / 67	2.12
6.	139	1985 / 66	2.11
7.	135	2007 / 64	2.11
8.	133	2005 / 61	2.18
9.	130	2010 / 64	2.03
10.	127	1996 / 59	2.15

Triples

Game: 5, 3x, last vs. Memphis - 2/20/87

Season:

Rank	Total	Year / Games	Avg./Gm
1.	40	1979 / 64	.325
2.	38	1994 / 57	.667
	38	1987 / 68	.559
	38	1983 / 65	.585
5.	35	1989 / 67	.522
	35	1980 / 66	.530
7.	34	1993 / 59	.576
	34	1990 / 62	.548
	34	1984 / 56	.607
	34	1985 / 66	.515

Home Runs

Game: 9, Grambling State - 6/4/10

Season:

Rank	Total	Year / Games	Avg./Gm
1.	92	2010 / 64	1.44
2.	84	1999 / 65	1.29
3.	80	2009 / 65	1.23
	80	1997 / 56	1.43
5.	77	2008 / 58	1.32
6.	75	2007 / 64	1.17
7.	74	1985 / 66	1.15
8.	71	1998 / 59	1.20
9.	70	1987 / 68	1.03
10.	64	2006 / 60	1.07
	64	1988 / 62	1.03

RBI

Game: 30, S. Carolina - 3/30/97, Saint Louis - 4/7/10

Season:

Rank	Total	Year / Games	Avg./Gm
1.	525	1997 / 56	9.38
2.	498	1987 / 68	7.32
3.	473	1999 / 65	7.28
4.	470	1985 / 66	7.12
5.	459	1998 / 59	7.78
6.	449	2010 / 64	7.01
7.	433	2007 / 64	6.77
8.	420	1996 / 59	7.12
9.	417	1988 / 62	6.73
10.	416	1986 / 60	6.93



Arkansas set a team record with nine home runs in its 19-7 win over Grambling State in the 2010 NCAA Fayetteville Regional, including a career-high three homers from Brett Eibner.

Walks
Game: 19, vs. Alabama A&M - 3/12/13
Season:

Rank	Total	Year / Games	Avg./Gm
1.	361	1985 / 66	5.47
2.	355	1987 / 68	5.22
3.	325	1999 / 65	5.00
4.	309	1990 / 62	4.98
5.	304	2004 / 69	4.41
6.	301	1988 / 62	4.85
7.	290	1989 / 67	4.33
	290	1983 / 65	4.46
9.	288	2007 / 64	4.50
10.	280	1992 / 57	4.91

Total Bases
Season:

Rank	Total	Year / Games	Avg./Gm
1.	1198	1987 / 68	17.62
2.	1189	1997 / 56	21.23
3.	1133	1985 / 66	17.17
4.	1125	2010 / 64	17.58
5.	1124	1999 / 65	17.29
6.	1047	1998 / 59	17.75
7.	1012	1989 / 67	15.10
8.	1008	2007 / 64	15.75
9.	1004	2004 / 69	14.55
10.	985	1988 / 62	15.89

Strikeouts
Game: 25, Auburn - 5/19/94
Season:

Rank	Total	Year / Games	Avg./Gm
1.	518	2009 / 65	7.97
2.	482	2007 / 64	7.53
3.	462	2002 / 63	7.33
4.	454	2006 / 60	7.57
5.	451	2004 / 69	6.54
6.	445	2012 / 68	6.54
7.	441	2011 / 62	7.11
	441	1999 / 65	6.78
9.	439	2008 / 58	7.57
10.	423	2010 / 64	6.61

Stolen Bases
Game: 12, Central Missouri State - 2/28/92
Season:

Rank	Total	Year / Games	Avg./Gm
1.	155	1983 / 65	2.38
2.	142	1982 / 57	2.49
3.	136	1999 / 65	2.09
4.	133	1995 / 61	2.18
5.	123	1987 / 68	1.81
6.	122	2011 / 62	1.97
7.	119	1994 / 57	2.09
8.	117	1990 / 62	1.89
9.	115	1993 / 59	1.95
	115	1989 / 67	1.72

Slugging Percentage
Season:

Rank	Total	Year / Games
1.	.561	1997 / 56
2.	.527	1987 / 68
3.	.517	1985 / 66
4.	.504	1984 / 56
5.	.496	1998 / 59
6.	.494	2010 / 64
7.	.488	1988 / 62
8.	.486	1990 / 62
9.	.485	1986 / 60
10.	.481	1999 / 65



The 2013 Arkansas pitching staff finished the season with a school-record 1.89 team ERA, led by Ryne Stanek's 1.39 ERA, which ranked as the third-lowest single-season ERA in school history.

Sacrifice Hits
Season:

Rank	Total	Year / Games
1.	56	2011 / 62
2.	54	2014 / 54
3.	52	2013 / 61
4.	48	2012 / 68
	48	2004 / 69
6.	45	1995 / 61
	45	1982 / 57
8.	44	1987 / 68
9.	43	2009 / 65
10.	42	1976 / 47

Sacrifice Flies
Season:

Rank	Total	Year / Games
1.	42	1995 / 61
2.	40	1986 / 60
3.	37	1991 / 62
	37	1989 / 67
5.	36	2014 / 36
6.	34	2007 / 64
	34	2004 / 69
8.	32	2005 / 61
	32	1988 / 62
10.	31	2015 / 65
	31	2012 / 68
	31	1998 / 59
	31	1987 / 68

Hit By Pitch
Season:

Rank	Total	Year / Games
1.	107	2007 / 64
2.	94	2003 / 57
3.	93	2010 / 64
4.	90	1999 / 65
5.	89	2002 / 63
6.	85	2014 / 65
7.	74	2005 / 61
8.	72	2000 / 64
9.	68	2004 / 69
	68	1998 / 59

PITCHING

Innings Pitched
Game: 17.0, Auburn - 5/19/94
Season:

Rank	Total	Year / Games
1.	621.1	2004 / 69
2.	613.0	2012 / 68
3.	580.0	2009 / 65
4.	578.0	1999 / 65
5.	576.0	1989 / 67
6.	575.1	2014 / 65
7.	574.2	2010 / 64
8.	570.2	2015 / 65
9.	569.0	2007 / 64
10.	567.1	1987 / 68

ERA (Lowest)
Season:

Rank	Total	Year / Games
1.	1.89	2013 / 61
2.	2.63	2014 / 65
3.	2.74	1976 / 47
4.	2.83	2012 / 68
5.	2.84	1977 / 51
6.	2.96	1971 / 41
7.	3.00	1982 / 57
	3.00	1968 / 28
9.	3.02	1979 / 64
10.	3.18	1973 / 31

ERA (Highest)
Season:

Rank	Total	Year / Games
1.	6.27	2000 / 54
2.	6.20	1997 / 56
3.	5.90	1992 / 57
4.	5.43	1988 / 62
5.	5.28	1998 / 59
6.	5.12	1999 / 65
7.	5.05	1994 / 57
8.	4.92	2008 / 58
9.	4.75	1995 / 61
10.	4.67	2009 / 65

Strikeouts

Game: 18, Missouri State - 3/25/09

Season:

Rank	Total	Year / Games	Avg./Gm
1.	565	2007 / 64	8.83
2.	554	1999 / 65	8.63
3.	551	2010 / 64	8.61
4.	534	2012 / 68	7.85
5.	511	2009 / 65	7.86
6.	506	1995 / 61	8.49
7.	496	1987 / 68	7.87
8.	495	1989 / 67	7.73
9.	484	2015 / 65	7.45
10.	480	1998 / 59	8.30

Walks

Game: 14, Oklahoma State - 4/4/89

Season:

Rank	Total	Year / Games	Avg./Gm
1.	315	1987 / 68	5.00
2.	314	1988 / 62	5.56
3.	297	1999 / 65	4.62
4.	295	1994 / 57	5.13
5.	290	1985 / 66	4.78
6.	287	1980 / 66	5.16
7.	282	2015 / 65	4.34
8.	275	1979 / 64	4.91
9.	264	1995 / 61	4.43
10.	263	2000 / 54	4.97

Runs Allowed

Game: 25, Oklahoma State - 1948

Season:

Rank	Total	Year / Games	Avg./Gm
1.	416	2000 / 54	7.86
2.	405	1997 / 56	7.44
3.	397	1999 / 65	6.18
4.	366	1998 / 59	6.33
5.	363	2009 / 65	5.58
6.	355	1994 / 57	6.18
7.	353	1992 / 57	6.60
8.	348	1988 / 62	6.16
9.	344	2008 / 58	5.93
	344	1987 / 68	5.46

Earned Runs Allowed

Season:

Rank	Total	Year / Games	Avg./Gm
1.	338	1997 / 56	6.21
2.	332	2000 / 54	6.27
3.	329	1999 / 65	5.12
4.	316	1992 / 67	5.90
5.	307	1988 / 62	5.43
6.	305	1998 / 57	5.28
7.	301	2009 / 65	4.63
8.	290	1994 / 57	5.05
9.	283	2008 / 58	4.88
	283	1995 / 61	4.75

Hits Allowed

Season:

Rank	Total	Year / Games	Avg./Gm
1.	686	2004 / 69	9.93
2.	624	2002 / 63	9.94
3.	595	2009 / 65	9.15
4.	590	1987 / 68	9.36
5.	581	1997 / 56	10.67
6.	579	1999 / 65	9.02
7.	568	2000 / 54	10.73
8.	567	1985 / 66	9.34
9.	562	1994 / 57	9.78
10.	558	2010 / 64	8.72

Complete Games

Season:

Rank	Total	Year / Games
1.	34	1980 / 66
2.	32	1979 / 64
3.	30	1982 / 57
4.	29	1974 / 43
5.	27	1976 / 47
6.	21	1981 / 52
7.	18	1973 / 31
8.	16	1984 / 56
9.	15	1992 / 57
	15	1970 / 32

Consecutive Shutouts

Season: 4 - 1980 (March 15-16 - 2 DHs)

Shutouts

Season:

Rank	Total	Year / Games
1.	13	1977 / 51
2.	10	2014 / 65
	10	2012 / 68
4.	9	1980 / 66
	9	1979 / 64
	9	1978 / 44
	9	1976 / 47
8.	8	2013 / 61
	8	1986 / 60
10.	7	2007 / 64
11.	6	2011 / 62
	6	1989 / 67
	6	1982 / 57

Saves

Season:

Rank	Total	Year / Games
1.	20	2011 / 62
2.	19	2013 / 61
	19	2006 / 60
4.	17	2012 / 68
	17	1989 / 67
6.	16	2009 / 65
	16	2004 / 69
	16	1987 / 68
9.	15	2015 / 65
	15	1995 / 61
	15	1990 / 62



Barrett Astin was a part of four shutouts for the Arkansas pitching staff during the 2012 season. The Razorbacks finished the season with 10 shutouts, the second-highest single-season total in school history.

TEAM RECORDS

TEAM FIELDING

Percentage
Season: .975 - 2015

Assists
Game: 24, Auburn - 5/19/94
Season: 746 - 2012

Putouts
Game: 51, Auburn - 5/19/94
Season: 1839 - 2012

Errors
Game: 7, 4x, last vs. Louisiana Tech - 3/20/01
Season: 115 - 1983

Double Plays
Game: 5, at South Alabama - 2/21/15
Season: 77 - 1985

Triple Plays
Game: 1, 3 times

1B Dominic Ficociello to SS Tim Carver at Mississippi State, 3/25/12;

2B Mark Burnett to SS Joe Jester to 1B Rodney Nye vs. Auburn (SEC Tournament), 5/17/98;

2B Brett Harrison to SS Jim Ward to 1B Ralph Kraus vs. Texas (1983 SWC Tournament)

TEAM MISCELLANEOUS

Longest Game, innings
17 innings, Auburn - 5/19/94

Longest Game, time
5:57, vs Texas A&M (16 innings) - 5/5/89

Most Runs, combined
Game: 40, Arkansas 32, Saint Louis 8 - 4/7/10

Most Runners Left on Base
Game: 19, vs. Tennessee - 4/20/02

Most Wins
Season: 51 - 1985, 1987, 1989

Most Losses
Season: 30 - 2000

Most Consecutive Wins
18 - 2/7/96-3/5/96

Most Consecutive Losses
8 - 4/21/93-5/1/93; 3/24/00-4/9/00

Most Consecutive SEC Wins
10 - 3/21/99-4/11/99

Most Consecutive SEC Losses
18 - 3/12/00-4/28/00

Most Wins to Start Season
18 -2/7/96-3/5/96

Most SEC Wins
22 - 1999

Most SEC Losses
20 - 2000

ATTENDANCE

Home Game
Regular season (Tickets sold):
12,589 vs. Mississippi State - 4/25/15
Regular season (Actual):
11,103 vs. LSU - 4/9/11

Home Series
Regular season (Tickets sold):
30,724 vs. LSU (three dates) - 4/12/13-4/14/13
Regular season (Actual):
29,931 vs. LSU (three dates) - 5/4/07 - 5/6/07

Home Total Season
Tickets sold: 292,734 (38 dates) - 2010
Actual: 232,218 (38 dates) - 2010

Home Average Season
Tickets sold: 8,335 (30 dates) - 2013
Actual: 6,111 (38 dates) - 2010

NCAA Postseason Home Game
12,167 vs. Missouri State - 6/6/15
(NCAA Fayetteville Super Regional)

All Games
24,228 vs. Virginia - 6/13/15
(College World Series, Omaha, Neb.)



Arkansas has finished in the top five nationally in attendance each of the last 11 years, including 2015 when the Razorbacks ranked second nationally with an average attendance of 7,817 fans per game. The 2015 season saw the largest crowd in Baum Stadium history with 12,589 tickets sold against Mississippi State on April 25 and the largest posteseason crowd in Baum Stadium history with 12,167 fans against Missouri State for Game 2 of the NCAA Fayetteville Super Regioal.

INDIVIDUAL BATTING

Games
Season: 68, Haas Pratt, Casey Rowlett - 2004
Career: 246, Danny Hamblin - 2004-07

Batting Average
Season (min. 95 AB): .429, Zack Cox - 2010
Career (min. 300 AB): .377, Matt Erickson - 1995-97

At Bats
Game: 9, Scott Pose, Greg D'Alexander vs. Texas A&M - 5/5/89
Season: 269, Rodney Nye - 1999
Career: 940, Danny Hamblin - 2004-07

Runs
Game: 6, Jeremy Jackson vs. Northeastern (Okla.) State - 4/16/97;
Todd Zacher vs. Western Michigan - 2/28/81
Season: 87, Eric Hinske - 1997
Career: 241, Ryan Lundquist - 1996-99

Hits
Game: 6, Jeremy Jackson vs. Northeastern (Okla.) State - 4/16/97;
Jason McConnell vs. Vanderbilt - 3/16/97;
Kenderick Moore vs. Alabama - 5/20/95;
Jeff King vs. Houston - 4/14/84
Season: 102, Zack Cox - 2010
Career: 288, Ryan Lundquist - 1996-99



Zack Cox holds the UA single-season record for batting average (.429, 2010) and hits (102, 2010).

Doubles
Game: 4, Rodney Nye vs. Louisiana Tech - 3/31/98
Season: 28, Jim Kremers - 1987
Career: 68, Ryan Lundquist - 1996-99

Triples
Game: 2, by many; last by Bobby Wernes vs. North Dakota - 2/14/15
Season: 12, Troy Eklund - 1989; Johnny Ray - 1979
Career: 20, Ty Bilderback - 1992-95

Home Runs
Game: 3, Brett Eibner vs. Grambling State - 6/4/10;
Tim Smalling at Ole Miss - 4/26/08;
Aaron Murphree vs. Siena - 3/7/08;
Danny Hamblin vs. Oral Roberts - 4/12/05;
Rodney Nye at South Carolina - 5/16/99;
Ryan Lundquist vs. Central Missouri State - 3/4/97;
Scott Epps vs. SMS - 4/30/92;
Kevin McReynolds vs. TCU - 4/27/80;
Greg Snowden vs. Rice - 1974
Season: 24, Ryan Lundquist - 1997
Career: 57, Danny Hamblin - 2004-07

RBI
Game: 9, Ryan Lundquist vs. Central Missouri State - 3/4/97
Season: 82, Jeff King - 1985
Career: 232, Ryan Lundquist - 1996-99

Walks
Game: 5, Jake Dugger vs. Alabama - 5/5/06;
Jim Kremers vs. Northwest Missouri State - 3/4/85
Season: 68, Scott Loseke - 1983
Career: 163, Jake Dugger - 2004-07

Strikeouts
Game: 5, Ty Bilderback, Jeff Parsons vs. Auburn - 5/19/94
Season: 73, Brian Kirby - 1999
Career: 235, Danny Hamblin - 2004-07

Stolen Bases
Game: 4, four times; last by Logan Forsythe vs. Ole Miss - 5/19/07
Season: 42, Scott Loseke - 1983
Career: 95, Kenderick Moore - 1992-96

Total Bases
Game: 15, Ryan Lundquist vs. Central Missouri St. - 3/4/97
Season: 190, Ryan Lundquist - 1997
Career: 538, Ryan Lundquist - 1996-99

Extra-Base Hits
Game: 4, Brett Eibner vs. Grambling State - 6/4/10;
Andy Wilkins at Oklahoma - 5/30/09;
Danny Hamblin at Oral Roberts - 4/12/05;
Rodney Nye vs. Louisiana Tech - 3/31/98;
Ryan Lundquist vs. Central Missouri St. - 3/4/97;
Greg D'Alexander vs. Indiana State - 4/1/90;
Kirk Piskor vs. Wis.-Oshkosh - 3/19/90;
Ralph Kraus vs. TCU - 4/19/85
Season: 50, Andy Skeels - 1987
Career: 131, Ryan Lundquist - 1996-99

Slugging Percentage
Season (min. 150 AB): .819, Ryan Lundquist - 1997
Career (min. 300 AB): .694, Jeff King - 1984-86

Hit By Pitch
Game: 3, Collin Kuhn vs. Georgia - 4/18/10
Judd Kindle vs. Kansas St. - 3/10/03;
Jack Welsh vs. Florida - 3/25/00, vs. Centenary - 3/1/00
Season: 25, Collin Kuhn - 2010
Career: 53, Collin Kuhn - 2009-11

Sacrifice Hits
Game: 2, by many; last by Clark Eagan vs. St. John's - 5/31/15
Season: 15, Joe Serrano - 2013
Career: 36, Jeff Houck - 1990-93

Sacrifice Flies
Game: 2, 12 times; last by Tyler Spoon vs. Ole Miss - 3/26/15
Season: 12, Greg D'Alexander - 1989
Career: 20, Greg D'Alexander - 1987-90

INDIVIDUAL PITCHING

Wins
Season: 13, Steve Krueger - 1980; Rich Erwin - 1979
Career: 34, Scott Tabor - 1979-82

Appearances
Season: 36, Phillip Stidham - 1989, 1991
Career: 105, Phillip Stidham - 1989-91

Innings Pitched
Game: 11.2, Charlie Corbell vs. Rice - 1983
Season: 124.0, Nick Schmidt - 2007; Rich Erwin - 1979
Career: 383.1, Charley Boyce - 2003-06

Strikeouts
Game: 17, Jess Todd vs. South Carolina - 5/24/07
Season: 155, David Walling - 1999
Career: 345, Nick Schmidt - 2005-07

Walks
Game: 9, John Cebuhar vs. Missouri - 4/27/88;
Steve Parker vs. Rice - 3/15/86
Season: 73, John Cebuhar - 1987
Career: 165, Barry Lunney - 1993-97

ERA
Season (min. 45 IP): 0.95, Phillip Stidham - 1990
Career (min. 100 IP): 1.62, Phillip Stidham - 1989-91

Saves
Season: 13, Colby Suggs - 2013
Career: 33, Phillip Stidham - 1989-91

Games Started
Season: 20, DJ Baxendale - 2012
Career: 55, Charley Boyce - 2003-06

Complete Games
Season: 11, Steve Krueger - 1979, 1980
Career: 28, Scott Tabor - 1979-82

INDIVIDUAL FIELDING

Putouts
Game: 20, Andy Wilkins vs. Washington St. - 5/29/09
Season: 627, Dominic Ficociello - 2012
Career: 1,301, Danny Hamblin - 2004-07

Assists
Game: 10, 2x, last - Bo Bigham vs. Vanderbilt - 3/26/11
Season, infielder: 197, Tim Carver - 2012
Season, outfielder: 11, Jay Carpenter - 1988
11, Tyler Spoon - 2014
Career: 539, Tim Thomas - 1989-92

Errors
Game: 4, Chris Shaddy vs. TCU - 4/27/80
Season: 28, Jason McConnell - 1996
Career: 57, Allen Williams - 1991-94

INDIVIDUAL MISCELLANEOUS

Longest Hit Streak
30 games, Randy Bobb - 1987

Consecutive Hits
10, Craig Gentry - 2005

Consecutive Steals
37, Chris Clark - 1994-97

Fewest Strikeouts (min. 200 AB)
6, Keith Longoria (202 AB) - 1982

Consecutive Strikeouts (start game)
9, Jess Todd - vs. South Carolina - 5/24/07

Consecutive Batters Retired
20, Richie Nye vs. Iowa State - 1996
Tim Deitz vs. Texas A&M -1983

Consecutive Scoreless Innings Pitched
29.0, David Walling - 1998

Fewest Walks (season, min. 30 IP)
5, Jarrett Gardner (93.1 IP - 2003)

Fewest Hits (season, min. 30 IP)
12, Bill Bakewell (31 IP), 1977

Fewest Runs (season, min. 30 IP)
4, Michael Gunn (36.2 IP) - 2014

Fewest Earned Runs (season, min. 30 IP)
3, Michael Gunn (36.2 IP) - 2014

Most Defeats (season)
10, Charley Boyce - 2005

Longest Relief Appearance
9.0 IP, Les Lancaster vs. Oral Roberts - 5/9/82

Best Win Pct. by Pitcher (min. 10 decisions)
1.000, Steve Krueger (13-0) - 1980



Craig Gentry patrolled the Razorbacks' outfield in 2005 and 2006. He set the Arkansas record for most consecutive hits with 10 in 2005.



DJ Baxendale set the Arkansas single-season record with 20 starts in the 2012 season.

GAMES PLAYED

	Gms	Player	Years
1.	246	Danny Hamblin	2004-07
2.	242	Kenderick Moore	1992-96
3.	239	Jake Dugger	2004-07
4.	236	Jeff Houck	1990-93
5.	234	Don Thomas	1986-89
6.	232	Ryan Lundquist	1996-99
7.	228	Brian Kirby	1998-01
8.	226	Ralph Kraus	1983-86
9.	223	Greg D'Alexander	1987-90
	223	Troy Eklund	1986-89

BATTING AVG (MIN. 300 AB)

	AVG	Player	Years
1.	.377	Matt Erickson	1995-97
2.	.373	Dave Patterson	1985-86
3.	.372	Jeff King	1984-86
4.	.358	Andy Skeels	1986-87
5.	.356	Randy Bobb	1987-88
6.	.355	Zack Cox	2009-10
7.	.350	Jeff Hoefler	2000-01
8.	.349	Mark Johnson	1990-91
9.	.348	Ryan Hinske	1996-98
10.	.343	Scott Loseke	1982-83

AT BATS

	AB	Player	Years
1.	940	Danny Hamblin	2004-07
2.	880	Kenderick Moore	1992-96
3.	874	Ryan Lundquist	1996-99
4.	863	Jake Dugger	2004-07
5.	776	Scott Hode	2002-05
6.	770	Jeff Houck	1990-93
7.	769	Allen Williams	1991-94
8.	766	Brian Kirby	1998-01
9.	759	Jack Welsh	1997-00
10.	756	Bo Bigham	2009-12
	756	Tim Carver	2009-12

HITS

	Hits	Player	Years
1.	288	Ryan Lundquist	1996-99
2.	284	Danny Hamblin	2004-07
3.	282	Kenderick Moore	1992-96
4.	260	Matt Erickson	1995-97
5.	247	Allen Williams	1991-94
6.	245	Ralph Kraus	1983-86
7.	243	Greg D'Alexander	1987-90
8.	242	Jake Dugger	2004-07
9.	237	Jeff King	1984-86
10.	229	Jack Welsh	1997-00

SINGLES

	1B	Player	Years
1.	209	Kenderick Moore	1992-96
2.	183	Matt Erickson	1995-97
3.	176	Jeff Houck	1990-93
4.	174	Bo Bigham	2009-12
5.	165	Joe Serrano	2012-15
	165	Jack Welsh	1997-00
7.	163	Danny Hamblin	2004-07
8.	162	Jake Dugger	2004-07
9.	161	Tim Carver	2009-12
10.	157	Ben Tschepikow	2005-09
	157	Clay Goodwin	2002-05
	157	Ryan Lundquist	1996-99

DOUBLES

	2B	Player	Years
1.	68	Ryan Lundquist	1996-99
2.	62	Matt Erickson	1995-97
3.	61	Danny Hamblin	2004-07
4.	60	Allen Williams	1991-94
5.	58	Brian Kirby	1998-01
	58	Jim Kremers	1985-88
	58	Ralph Kraus	1983-86
8.	56	Greg D'Alexander	1987-90
	56	Jeff King	1984-86
10.	55	Eric Hinske	1996-98
	55	John Hennell	1978-81

TRIPLES

	3B	Player	Years
1.	20	Ty Bilderback	1992-95
2.	19	Allen Williams	1991-94
3.	18	Norm Roberts	1982-85
4.	17	Troy Eklund	1986-89
	17	Ralph Kraus	1983-86
6.	15	Jason McConnell	1995-97
7.	14	Scott Epps	1989-92
	14	Kevin McReynolds	1979-81
	14	Johnny Ray	1978-79
10.	13	Kenderick Moore	1992-96
	13	Bubba Carpenter	1988-91
	13	John Hennell	1978-81

HOME RUNS

	HR	Player	Years
1.	57	Danny Hamblin	2004-07
2.	56	Ryan Lundquist	1996-99
3.	42	Brett Eibner	2008-10
	42	Andy Wilkins	2008-10
	42	Jeff King	1984-86
6.	39	Brian Kirby	1998-01
7.	35	Rodney Nye	1998-99
	35	Greg D'Alexander	1987-90
9.	34	Jake Dugger	2004-07
10.	33	Ryan Fox	2001-03
	33	Kevin McReynolds	1979-81

SLUGGING PCT. (MIN. 300 AB)

	SLG	Player	Years
1.	.695	Jeff King	1984-86
2.	.681	Andy Skeels	1986-87
3.	.642	Kevin McReynolds	1979-81
4.	.632	Rodney Nye	1998-99
5.	.616	Ryan Lundquist	1996-99
6.	.608	Eric Hinske	1996-98
7.	.589	Andy Wilkins	2008-10
8.	.587	Brett Eibner	2008-10
	.587	Norm Roberts	1982-85
10.	.586	Zack Cox	2009-10

RUNS

	Runs	Player	Years
1.	241	Ryan Lundquist	1996-99
2.	212	Jack Welsh	1997-00
3.	204	Kenderick Moore	1992-96
4.	202	Danny Hamblin	2004-07
5.	193	Allen Williams	1991-94
6.	188	Matt Erickson	1995-97
7.	182	Jake Dugger	2004-07
	182	Troy Eklund	1986-89
9.	178	Eric Hinske	1996-98
	178	Jeff King	1984-86

RBI

	RBI	Player	Years
1.	233	Ryan Lundquist	1996-99
2.	219	Danny Hamblin	2004-07
3.	204	Jeff King	1984-86
4.	184	Greg D'Alexander	1987-90
5.	180	Troy Eklund	1986-89
6.	173	Eric Hinske	1996-98
	173	Jim Kremers	1985-88
8.	165	Andy Wilkins	2008-10
	165	Brian Kirby	1998-01
10.	159	Jake Dugger	2004-07

TOTAL BASES

	TB	Player	Years
1.	538	Ryan Lundquist	1996-99
2.	522	Danny Hamblin	2004-07
3.	443	Jeff King	1984-86
4.	416	Greg D'Alexander	1987-90
5.	400	Kenderick Moore	1992-96
	400	Ralph Kraus	1983-86
7.	399	Allen Williams	1991-94
8.	394	Jake Dugger	2004-07
9.	388	Brian Kirby	1998-01
10.	386	Troy Eklund	1986-89

EXTRA-BASE HITS

	EBH	Player	Years
1.	131	Ryan Lundquist	1996-99
2.	121	Danny Hamblin	2004-07
3.	110	Jeff King	1984-86
4.	98	Brian Kirby	1998-01
5.	97	Allen Williams	1991-94
	97	Greg D'Alexander	1987-90
7.	96	Ralph Kraus	1983-86
8.	93	Troy Eklund	1986-89
9.	91	Eric Hinske	1996-98
10.	88	Jim Kremers	1985-88

STOLEN BASES

	SB	Player	Years
1.	95	Kenderick Moore	1992-96
2.	72	Scott Bridges	2002-05
3.	71	Allen Williams	1991-94
4.	68	Scott Pose	1987-89
5.	65	Jeff Houck	1990-93
6.	63	Jeff Parsons	1993-95
7.	57	Scott Loseke	1982-83
8.	50	Collin Kuhn	2009-11
	50	Scott Bridges	2002-05
	50	Jack Welsh	1997-00

WALKS

	BB	Player	Years
1.	163	Jake Dugger	2004-07
2.	156	Tim Thomas	1989-92
3.	129	Allen Williams	1991-94
4.	121	Danny Hamblin	2004-07
	121	Bubba Carpenter	1988-91
6.	120	Jeff Houck	1990-93
7.	112	Andy Wilkins	2008-10
8.	110	Scott Pose	1987-89
9.	106	Jeff Parsons	1993-95
10.	104	Jim Kremers	1985-88
	104	Jeff King	1984-86
	104	Ralph Kraus	1983-86

STRIKEOUTS

	K	Player	Years
1.	235	Danny Hamblin	2004-07
2.	224	Brian Kirby	1998-01
3.	211	Jake Dugger	2004-07
4.	168	Ryan Lundquist	1996-99
5.	161	Brett Eibner	2008-10
6.	151	Matt Vinson	2010-13
	151	Ryan Fox	2001-03
8.	146	Collin Kuhn	2009-11
9.	138	Jack Welsh	1997-00
10.	137	Tim Thomas	1989-92

SACRIFICE HITS

	SH	Player	Years
1.	36	Jeff Houck	1990-93
2.	32	Joe Serrano	2012-15
3.	24	Tim Carver	2009-12
4.	22	Scott Hode	2002-05
5.	18	Jacob Morris	2011-13
	18	Scott Bridges	2002-05
	18	Tim Thomas	1989-92
	18	Don Thomas	1986-89
9.	17	James McCann	2009-11
	17	Allen Williams	1991-94

SACRIFICE FLIES

	SF	Player	Years
1.	20	Greg D'Alexander	1987-90
2.	18	Jeff King	1984-86
3.	16	Danny Hamblin	2004-07
4.	15	Kenderick Moore	1992-96
	15	Allen Williams	1991-94
6.	13	Jack Welsh	1997-00
	13	Troy Eklund	1986-89
8.	12	Dominic Ficociello	2011-13
	12	Scott Hode	2002-05
	12	Eric Hinske	1996-98
	12	Kyle Harris	1992-94

HIT BY PITCH

	HBP	Player	Years
1.	53	Collin Kuhn	2009-11
2.	52	Jack Welsh	1997-00
3.	48	Ryan Lundquist	1996-99
4.	34	Kenderick Moore	1992-96
5.	33	Joe Jester	1997-99
6.	32	Brady Toops	2002-04
7.	30	Brian Anderson	2012-14
8.	29	Casey Coon	2007-08
	29	Scott Bridges	2002-05
10.	**28**	**Michael Bernal**	**2014-15**
	28	Jake Dugger	2004-07

** Current players in bold*

SEASON BATTING RECORDS

GAMES PLAYED

	Gms	Player	Year
1.	68	Haas Pratt	2004
	68	Casey Rowlett	2004
3.	67	Tim Carver	2012
	67	Dominic Ficociello	2012
	67	Matt Reynolds	2012
	67	Jake Dugger	2004
	67	Jim Kremers	1987
	67	Andy Skeels	1987
	67	Kelly Zane	1987
10.	66	Greg D'Alexander	1989
	66	Troy Eklund	1989
	66	Scott Pose	1989

BATTING AVG (MIN. 95 AB)

	AVG	Player	Year
1.	.429	Zack Cox	2010
2.	.425	Jeremy Jackson	1997
3.	.417	Bill Dorothy	1969
4.	.398	Matt Erickson	1997
5.	.397	Ryan Lundquist	1997
	.397	Ralph Kraus	1986
7.	.393	Jim Kremers	1987
8.	.391	Matt Erickson	1996
9.	.387	Greg D'Alexander	1990
	.387	Dave Patterson	1986

AT BATS

	AB	Player	Year
1.	269	Rodney Nye	1999
2.	264	Tim Carver	2012
3.	263	Joe Jester	1999
4.	262	Ryan Lundquist	1999
5.	259	Collin Kuhn	2010
6.	258	Haas Pratt	2004
7.	255	Jason McConnell	1996
8.	254	Jeff King	1985
9.	253	Danny Hamblin	2004
10.	252	Dominic Ficociello	2012
	252	Kenderick Moore	1995

HITS

	Hits	Player	Year
1.	102	Zack Cox	2010
2.	97	Matt Erickson	1996
3.	94	Matt Erickson	1997
	94	Jeremy Jackson	1997
	94	Jim Kremers	1987
6.	93	Jeff King	1985
7.	92	Ryan Lundquist	1997
8.	91	Andy Skeels	1987
	91	Ralph Kraus	1986
	91	Dave Patterson	1986

SINGLES

	1B	Player	Year
1.	78	Zack Cox	2010
2.	68	Matt Erickson	1996
3.	67	Tom Pagnozzi	1983
4.	66	Scott Pose	1989
	66	Dave Patterson	1986
	66	Dave Patterson	1985
7.	64	Jason McConnell	1996
8.	62	Tim Carver	2012
9.	60	Casey Rowlett	2004
	60	Matt Erickson	1997
	60	Kenderick Moore	1995
	60	Kirk Piskor	1990
	60	Greg D'Alexander	1989

DOUBLES

	2B	Player	Year
1.	28	Jim Kremers	1987
2.	27	Eric Hinske	1998
	27	Matt Erickson	1997
	27	Ralph Kraus	1986
5.	26	Jeff King	1985
6.	25	Andrew Wishy	2003
	25	Andy Skeels	1987
8.	24	Rodney Nye	1998
	24	Matt Erickson	1996
	24	Kelly Zane	1987

TRIPLES

	3B	Player	Year
1.	12	Troy Eklund	1989
	12	Johnny Ray	1979
3.	9	Bob Hughes	1994
4.	8	Kirk McConnell	2002
	8	Jeremy Jackson	1997
	8	Scott Loseke	1983
	8	Kevin McReynolds	1979
	8	Stan Ley	1971
	8	David Marshall	1971
10.	7	Jason McConnell	1996
	7	Ty Bilderback	1994
	7	Andy Skeels	1987
	7	Ralph Kraus	1986
	7	Norm Roberts	1985
	7	Chris Shaddy	1981

HOME RUNS

	HR	Player	Year
1.	24	Ryan Lundquist	1997
2.	22	Brett Eibner	2010
	22	Danny Hamblin	2007
4.	20	Andrew Benintendi	2015
	20	Rodney Nye	1999
6.	19	Andy Wilkins	2009
	19	Ryan Fox	2003
8.	18	Andy Skeels	1987
9.	17	Danny Hamblin	2006
	17	Michael Conner	2002
	17	Eric Hinske	1997
	17	Jeff King	1986
	17	Jeff King	1985
	17	Kevin McReynolds	1980

SLUGGING PCT (MIN. 150 AB)

	SLG	Player	Year
1.	.819	Ryan Lundquist	1997
2.	.802	Jeff King	1986
3.	.763	Andy Skeels	1987
4.	.734	Ralph Kraus	1986
5.	.723	Kevin McReynolds	1980
6.	.718	Brett Eibner	2010
7.	.717	Andrew Benintendi	2015
8.	.701	Jeremy Jackson	1997
	.701	Jeff King	1985
10.	.689	Greg D'Alexander	1990

RUNS

	Runs	Player	Year
1.	87	Eric Hinske	1997
2.	86	Matt Erickson	1997
3.	83	Ryan Lundquist	1997
4.	78	Jason McConnell	1996
5.	76	Joe Jester	1999
6.	72	Dave Patterson	1986
7.	71	Jason McConnell	1997
	71	Scott Loseke	1983
9.	70	Andy Skeels	1987
10.	69	Matt Erickson	1996
	69	Mark Johnson	1991
	69	Kelly Zane	1987

RBI

	RBI	Player	Year
1.	82	Jeff King	1985
2.	78	Rodney Nye	1999
	78	Ryan Lundquist	1997
4.	76	Eric Hinske	1997
	76	Jim Kremers	1987
	76	Andy Skeels	1987
7.	72	Jeremy Jackson	1997
8.	71	Brett Eibner	2010
	71	Casey Coon	2007
	71	Eric Hinske	1998

TOTAL BASES

	TB	Player	Year
1.	190	Ryan Lundquist	1997
2.	184	Andy Skeels	1987
3.	178	Jeff King	1985
4.	168	Ralph Kraus	1986
5.	167	Rodney Nye	1999
6.	162	Andrew Benintendi	2015
7.	161	Collin Kuhn	2010
8.	159	Kevin McReynolds	1980
9.	158	Jim Kremers	1987
10.	155	Brett Eibner	2010
	155	Eric Hinske	1997
	155	Jeremy Jackson	1997

EXTRA-BASE HITS

	EBH	Player	Year
1.	50	Andy Skeels	1987
2.	48	Ryan Lundquist	1997
3.	47	Jeff King	1985
4.	46	Ralph Kraus	1986
5.	42	Jim Kremers	1987
	42	Jeff King	1986
7.	39	Brett Eibner	2010
	39	Rodney Nye	1999
	39	Rodney Nye	1998
10.	38	Collin Kuhn	2010
	38	Eric Hinske	1998

STOLEN BASES

	SB	Player	Year
1.	42	Scott Loseke	1983
2.	35	Joe Jester	1999
	35	Gary Jones	1982
4.	32	Jeff Parsons	1995
5.	29	Kenderick Moore	1996
	29	Allen Williams	1992
7.	28	Ty Bilderback	1995
	28	Scott Pose	1989
9.	27	Jim Ward	1984
10.	26	Kenderick Moore	1995
	26	Mark Johnson	1990
	26	Dan Campbell	1987

WALKS

	BB	Player	Year
1.	68	Scott Loseke	1983
2.	58	Gary Jones	1982
3.	57	Jeff King	1986
4.	54	Tim Thomas	1990
5.	53	Mark Burnett	1999
6.	50	Andrew Benintendi	2015
	50	Jake Dugger	2004
8.	49	Chase Leavitt	2009
9.	48	Andy Wilkins	2009
	48	Tim Thomas	1992

STRIKEOUTS

	K	Player	Year
1.	73	Brian Kirby	1999
2.	69	Danny Hamblin	2007
3.	65	Zack Cox	2009
4.	62	Danny Hamblin	2006
5.	61	Tim Smalling	2008
	61	Brian Kirby	2000
7.	60	Brett Eibner	2009
	60	Danny Hamblin	2004
9.	56	Jake Dugger	2007
	56	Michael Conner	2002

SACRIFICE HITS

	SH	Player	Year
1.	15	Joe Serrano	2013
2.	11	Jeff Houck	1992
3.	10	Tim Carver	2012
	10	Jacob Morris	2012
	10	Jeff Houck	1993
	10	Ron Moore	1987
7.	9	Brady Toops	2004
	9	Matt Erickson	1995
	9	David Williams	1971
10.	8	Matt Reynolds	2011
	8	Collin Kuhn	2009
	8	Kenderick Moore	1995
	8	Jeff Parsons	1994
	8	Jeff Houck	1991
	8	Tim Thomas	1990
	8	Don Thomas	1988
	8	Dan Lambeth	1982

SACRIFICE FLIES

	SF	Player	Year
1.	12	Greg D'Alexander	1989
2.	9	Eric Hinske	1997
3.	8	Brian Anderson	2014
	8	Jack Welsh	1999
5.	7	Tyler Spoon	2015
	7	Scott Hode	2004
	7	Allen Williams	1994
	7	Kyle Harris	1992
	7	Jeff King	1986
	7	Doyle Wilson	1985
	7	Kevin McReynolds	1979

HIT BY PITCH

	HBP	Player	Year
1.	25	Collin Kuhn	2010
2.	22	Joe Jester	1999
3.	21	Casey Coon	2007
4.	**18**	**Michael Bernal**	**2014**
	18	Michael Conner	2002
	18	Jack Welsh	2000
7.	17	Brady Toops	2004
8.	16	Collin Kuhn	2011
	16	Jack Welsh	1998
10.	15	Brian Anderson	2014
	15	Ryan Fox	2003
	15	Jack Welsh	1999

** Current players in bold*

APPEARANCES

	APP	Player	Years
1.	105	Phillip Stidham	1989-91
2.	87	Charley Boyce	2003-06
3.	82	Rob Quarnstrom	1995-98
4.	78	Josh Merryman	2000-03
5.	77	Barrett Astin	2011-13
6.	71	Brandon Moore	2011-13
	71	Wes McCrotty	1998-01
8.	69	Trent Daniel	2011-13
9.	68	DJ Baxendale	2010-12
	68	Mike Bolsinger	2008-10

VICTORIES

	Wins	Player	Years
1.	34	Scott Tabor	1979-82
2.	30	Charley Boyce	2003-06
3.	28	Nick Schmidt	2005-07
4.	26	Dennis Fletcher	1986-89
5.	25	Brian Cook	1990-93
6.	24	Matt Carnes	1995-97
7.	23	Doug Bennett	1989-91
	23	Kevin Campbell	1984-86
	23	Steve Krueger	1979-80
	23	Rich Erwin	1976-79

SAVES

	Saves	Player	Years
1.	33	Phillip Stidham	1989-91
2.	15	Barrett Astin	2011-13
	15	Bill Bakewell	1977-79
4.	14	Tim Deitz	1983-85
5.	13	Colby Suggs	2011-13
	13	Stephen Richards	2007-09
	13	Les Lancaster	1982-84
8.	12	Tim Peters	1986-87
9.	**11**	**Zach Jackson**	**2014-15**
10.	10	DJ Baxendale	2010-12
	10	Jay Sawatski	2003-04

COMPLETE GAMES

	CG	Player	Years
1.	28	Scott Tabor	1979-82
2.	22	Steve Krueger	1979-80
3.	18	Terry Verhage	1968-71
4.	16	Kevin Campbell	1984-86
5.	15	Matt Carnes	1995-97
6.	14	Rich Erwin	1976-79
	14	Mark McClain	1976-77
	14	Larry Paulsen	1970-73
9.	13	Charlie Corbell	1982-83
10.	10	Brian Cook	1990-93
	10	Warren Hemm	1975-76

GAMES STARTED

	GS	Player	Years
1.	55	Charley Boyce	2003-06
2.	52	Nick Schmidt	2005-07
3.	49	Randall Fant	2010-13
4.	46	Kevin Campbell	1984-86
	46	Scott Tabor	1979-82
6.	45	Ryne Stanek	2011-13
7.	44	Dennis Fletcher	1986-89
8.	43	Charlie Isaacson	1999-02
9.	42	Barry Lunney Jr.	1993-97
	42	Brent Birch	1990-93
	42	Brian Cook	1990-93

INNINGS PITCHED

	IP	Player	Years
1.	383.1	Charley Boyce	2003-06
2.	368.0	Scott Tabor	1979-82
3.	340.1	Nick Schmidt	2005-07
4.	306.0	Matt Carnes	1995-97
5.	301.2	Kevin Campbell	1984-86
6.	278.0	Charlie Isaacson	1999-02
7.	272.2	Brent Birch	1990-93
8.	265.0	Rich Erwin	1976-79
9.	261.2	Ray Harris	1985-88
10.	260.0	Brian Cook	1990-93

STRIKEOUTS

	K	Player	Years
1.	345	Nick Schmidt	2005-07
2.	301	Matt Carnes	1995-97
3.	283	David Walling	1998-99
4.	261	Scott Tabor	1979-82
5.	229	Charley Boyce	2003-06
6.	225	Gerald Hannahs	1971-74
7.	223	Mike Oquist	1987-89
8.	219	Charlie Isaacson	1999-02
9.	217	DJ Baxendale	2010-12
10.	216	Rob Quarnstrom	1995-98

WALKS

	BB	Player	Years
1.	165	Barry Lunney Jr.	1993-97
2.	164	Kevin Campbell	1984-86
3.	161	Dennis Fletcher	1986-89
4.	158	Scott Tabor	1979-82
5.	141	John Cebuhar	1987-88
6.	140	Nick Schmidt	2005-07
7.	129	Matt Carnes	1995-97
8.	122	Charlie Isaacson	1999-02
9.	119	Butch Hopkins	1967-69
10.	118	Scott Brocail	1991-94

ERA (MIN. 100 IP)

	ERA	Player	Years
1.	1.62	Phillip Stidham	1989-91
2.	1.66	Steve Krueger	1979-80
3.	2.05	Jalen Beeks	2013-14
4.	2.11	Barrett Astin	2011-13
5.	2.17	Tim Lollar	1977-78
6.	**2.28**	**Zach Jackson**	**2014-15**
7.	2.35	David Rhodes	1977-78
8.	2.55	Ryne Stanek	2011-13
9.	2.64	Chris Oliver	2012-14
10.	2.67	Scott Tabor	1979-82

** Current players in bold*



Charley Boyce is the Razorbacks' all-time leader in innings pitched and starts.



Nick Schmidt, Brian McLelland and Devin Collis combined for the 12th no-hitter in school history on Feb. 12, 2006 vs. Oklahoma State. Schmidt (pictured above) hurled the first six innings with McLelland pitching the seventh and Collis closing things out in the eighth and ninth innings.

ARKANSAS NO-HITTERS

Player	Opponent	Score	Date
*Rich Erwin	Missouri Southern	0-0	3/12/76
David Rhodes	Northeastern (Okla.) State	2-0	3/1/77
Scott Glanz	North Dakota State	10-1	3/17/82
Tim Deitz	Texas A&M	3-0	4/2/83
#Fred Faust	Southwest Baptist	21-0	3/21/84
+Steve Parker	Texas A&M	10-0	3/29/86
Dennis Fletcher, Tim Sherrill, Tim Peters	St. Louis	9-0	3/11/87
Brian Cook, Brian Dennison	Evangel	10-0	4/2/91
Todd Abbott	Vanderbilt	6-0	4/1/94
Richie Nye	Iowa State	14-0	3/1/96
Scott Roehl	Kansas State	2-0	3/20/01
Nick Schmidt, Brian McLelland, Devin Collis	Oklahoma State	3-0	2/11/06

** - 10.2 IP; # - 5.0 IP; + - 7.0 IP*

SEASON PITCHING RECORDS

APPEARANCES

	APP	Player	Year
1.	36	Phillip Stidham	1991
	36	Phillip Stidham	1989
3.	34	Tim Deitz	1985
4.	33	Devin Collis	2006
	33	Phillip Stidham	1990
	33	Bobby Edwards	1987
7.	32	Barrett Astin	2012
	32	Boyd Goodner	2004
	32	Les Lancaster	1983
10.	31	Stephen Richards	2009
	31	Kevin Vent	1999

VICTORIES

	Wins	Player	Year
1.	13	Steve Krueger	1980
	13	Rich Erwin	1979
3.	11	Nick Schmidt	2007
	11	Charley Boyce	2005
	11	Bobby Edwards	1988
	11	John Cebuhar	1987
	11	Fred Farwell	1985
	11	Scott Tabor	1981
9.	10	Ryne Stanek	2013
	10	DJ Baxendale	2011
	10	Nick Schmidt	2007
	10	Charley Boyce	2004
	10	Jay Sawatski	2004
	10	David Walling	1999
	10	David Walling	1998
	10	Matt Carnes	1996
	10	Doug Bennett	1990
	10	Dennis Fletcher	1989
	10	Mike Oquist	1989
	10	Kevin Campbell	1985
	10	Charlie Corbell	1983
	10	Steve Krueger	1979
	10	Scott Tabor	1979

SAVES

	Sv	Player	Year
1.	13	Colby Suggs	2013
2.	12	Phillip Stidham	1989
	12	Tim Deitz	1985
4.	11	Barrett Astin	2012
	11	Phillip Stidham	1990
6.	10	Phillip Stidham	1991
7.	**9**	**Zach Jackson**	**2015**
	9	Stephen Richards	2009
	9	Devin Collis	2006
	9	Jason Stephens	1996

COMPLETE GAMES

	CG	Player	Year
1.	11	Steve Krueger	1980
	11	Steve Krueger	1979
3.	10	Scott Tabor	1981
	10	Rich Erwin	1979
	10	Larry Paulsen	1972
6.	8	Mark McClain	1976
7.	7	Charlie Corbell	1982
	7	Warren Hemm	1976
9.	6	Eight others	

GAMES STARTED

	GS	Player	Year
1.	20	DJ Baxendale	2012
2.	19	Charley Boyce	2004
	19	Clint Brannon	2004
4.	**18**	**Keaton McKinney**	**2015**
	18	Nick Schmidt	2007
	18	Duke Welker	2007
	18	John Cebuhar	1987
	18	Kevin Campbell	1985
	18	Fred Farwell	1985
10.	17	Ryne Stanek	2012
	17	Brett Eibner	2009
	17	Dallas Keuchel	2009
	17	Nick Schmidt	2006
	17	Nick Schmidt	2005
	17	Matt Carnes	1996

INNINGS PITCHED

	IP	Player	Year
1.	124.0	Nick Schmidt	2007
	124.0	Rich Erwin	1979
3.	122.1	Charley Boyce	2005
4.	121.1	David Walling	1999
5.	120.2	Fred Farwell	1985
6.	117.0	Nick Schmidt	2007
	117.0	Matt Carnes	1996
8.	116.2	Nick Schmidt	2006
	116.2	Scott Cunningham	1994
10.	115.2	John Cebuhar	1987

STRIKEOUTS

	K	Player	Year
1.	155	David Walling	1999
2.	145	Nick Schmidt	2006
3.	128	Jess Todd	2007
	128	David Walling	1998
5.	114	Drew Smyly	2010
6.	111	Nick Schmidt	2007
	111	Matt Carnes	1995
8.	106	John Cebuhar	1987
9.	105	Matt Carnes	1996
10.	97	Charlie Isaacson	1999

WALKS

	BB	Player	Year
1.	73	John Cebuhar	1987
2.	71	Kevin Campbell	1985
3.	68	John Cebuhar	1988
4.	65	Barry Lunney Jr.	1994
5.	58	Scott Cunningham	1994
	58	Dennis Fletcher	1988
7.	55	Darrel Akerfelds	1982
	55	Scott Tabor	1979
9.	53	Charlie Isaacson	1999
	53	Stuart Huchingson	1980

ERA (MIN. 45 IP)

	ERA	Player	Year
1.	0.95	Phillip Stidham	1990
2.	1.20	Phillip Stidham	1991
3.	1.39	Ryne Stanek	2013
4.	1.49	Tim Brewer	1973
5.	1.50	Boyd Goodner	2004
6.	1.58	DJ Baxendale	2011
7.	1.59	Steve Krueger	1980
8.	1.73	Steve Krueger	1979
9.	1.79	Barrett Astin	2013
10.	1.93	David Rhodes	1978
	1.93	Gerald Hannahs	1971

** Current players in bold*



Colby Suggs set a UA single-season record with 13 saves during the 2013 season.

FRESHMAN RECORDS

HITTING

Games Played

67	Jake Dugger	2004

Batting Average

.383	Jeff King	1984

At Bats

253	Danny Hamblin	2004

Hits

75	Dominic Ficociello	2011
75	Jeff King	1984

Doubles

19	Danny Hamblin	2004

Triples

8	Kevin McReynolds	1979

Home Runs

13	Zack Cox	2009

Runs

53	Danny Hamblin	2004
53	Jeff Houck	1990

RBI

55	Jeff King	1984

Stolen Bases

23	Jeff Houck	1990

Total Bases

122	Danny Hamblin	2004

Walks

50	Jake Dugger	2004

Strikeouts

65	Zack Cox	2009

Sacrifice Hits

9	Matt Erickson	1995

Sacrifice Flies

7	Kyle Harris	1992
7	Kevin McReynolds	1979

Hit by Pitch

12	Ryan Lundquist	1996

PITCHING

Wins

10	Scott Tabor	1979

ERA (min: 45 IP)

1.93	Gerald Hannahs	1971

Innings Pitched

99.2	Nick Schmidt	2005
99.2	Charlie Isaacson	1999

Appearances

36	Phillip Stidham	1989

Saves

12	Phillip Stidham	1989

Complete Games

5	Kevin Campbell	1984

Starts

18	Keaton McKinney	2015

Strikeouts

111	Matt Carnes	1995

Walks

55	Scott Tabor	1979

	Overall				Conference			
Year	W	L	T	Pct.	W	L	Pct.	Coach
1897	2	4	0	.333				None Appointed
1901	5	1	0	.833				None Appointed
1902	2	7	0	.222				None Appointed
1903	6	2	0	.750				None Appointed
1905	5	4	0	.556				None Appointed
1908	18	5	0	.783				Hugo Bezdek
1909	12	5	0	.705				Hugo Bezdek
1910	12	8	0	.600				Hugo Bezdek
1911	9	5	0	.791				Hugo Bezdek
1912	7	8	0	.467				Hugo Bezdek
1913	13	6	0	.684				Hugo Bezdek
1914	14	5	0	.737				E.T. Pickering
1915	19	7	0	.731				E.T. Pickering
1916	10	5	0	.667				T.T. McConnell
1919	5	3	0	.625				Claude Watts
1920	3	3	0	.500				Claude Watts
1922	0	6	0	.000	0	6	.000	Norman Coyle
1923	5	11	0	.313	2	5	.286	Francis Schmidt
1924	3	11	0	.214	0	8	.000	Francis Schmidt
1925	5	11	0	.313	1	11	.083	Francis Schmidt
1926	4	13	0	.235	1	10	.091	Francis Schmidt
1927	8	5	0	.615				Francis Schmidt
1928	7	6	0	.538				Francis Schmidt
1929	6	7	0	.461				Francis Schmidt
(Baseball discontinued 1930-46)								
1947	4	8	0	.333				Deke Brackett
1948	12	9	0	.571				Deke Brackett
1949	7	5	0	.538				Deke Brackett
1950	6	6	0	.500				Bill Ferrell
1951	10	7	0	.588				Bill Ferrell
1952	6	9	0	.400				Bill Ferrell
1953	7	11	0	.388				Bill Ferrell
1954	5	16	0	.238				Bill Ferrell
1955	11	11	0	.500				Bill Ferrell
1956	14	6	0	.700				Bill Ferrell
1957	6	7	0	.462				Bill Ferrell
1958	8	10	0	.444				Bill Ferrell
1959	6	8	0	.429				Bill Ferrell
1960	14	9	0	.609				Bill Ferrell
1961	9	8	0	.529				Bill Ferrell
1962	13	7	0	.650				Bill Ferrell
1963	13	10	0	.565				Bill Ferrell
1964	8	10	0	.444				Bill Ferrell
1965	3	14	0	.176				Bill Ferrell
1966	4	16	0	.200				Wayne Robbins
1967	15	14	0	.517				Wayne Robbins
1968	13	11	0	.541				Wayne Robbins
1969	18	10	0	.643				Wayne Robbins
1970	19	13	0	.594				Norm DeBriyn
1971	23	18	1	.560				Norm DeBriyn
1972	16	16	0	.500				Norm DeBriyn
1973	23	7	1	.758				Norm DeBriyn
1974	22	21	0	.512	9	15	.375	Norm DeBriyn
1975	20	22	0	.476	8	14	.364	Norm DeBriyn
1976	31	15	1	.670	12	12	.500	Norm DeBriyn
1977	33	18	0	.647	14	10	.583	Norm DeBriyn
1978	31	13	0	.705	18	6	.750	Norm DeBriyn
1979	49	15	0	.766	19	5	.792	Norm DeBriyn
1980	44	22	0	.667	15	8	.652	Norm DeBriyn
1981	31	21	0	.596	12	9	.571	Norm DeBriyn
1982	40	15	2	.719	13	8	.619	Norm DeBriyn
1983	44	21	0	.677	13	8	.619	Norm DeBriyn
1984	40	16	0	.714	12	9	.571	Norm DeBriyn
1985	51	15	0	.773	13	7	.650	Norm DeBriyn
1986	43	17	0	.717	15	6	.714	Norm DeBriyn
1987	51	16	1	.757	17	4	.810	Norm DeBriyn
1988	39	23	0	.629	12	9	.571	Norm DeBriyn
1989	51	16	0	.761	17	4	.810	Norm DeBriyn
1990	47	15	0	.758	16	5	.762	Norm DeBriyn
1991	40	22	0	.645	10	11	.476	Norm DeBriyn
1992	31	26	0	.544	10	13	.436	Norm DeBriyn
1993	33	26	0	.559	11	16	.407	Norm DeBriyn
1994	30	27	0	.526	13	13	.500	Norm DeBriyn
1995	38	23	0	.623	13	15	.448	Norm DeBriyn
1996	39	20	0	.661	15	15	.500	Norm DeBriyn
1997	36	20	0	.643	15	14	.517	Norm DeBriyn
1998	38	21	0	.644	13	14	.481	Norm DeBriyn
1999	42	23	0	.646	22	8	.733	Norm DeBriyn
2000	24	30	0	.444	8	20	.286	Norm DeBriyn
2001	27	29	0	.482	11	19	.367	Norm DeBriyn
2002	35	28	0	.556	13	14	.481	Norm DeBriyn
2003	35	22	0	.614	14	16	.467	Dave Van Horn
2004	45	24	0	.652	19	11	.633	Dave Van Horn
2005	39	22	0	.639	13	17	.433	Dave Van Horn
2006	39	21	0	.650	18	12	.600	Dave Van Horn
2007	43	21	0	.672	18	12	.600	Dave Van Horn
2008	34	24	0	.586	14	15	.483	Dave Van Horn
2009	41	24	0	.631	14	15	.483	Dave Van Horn
2010	43	21	0	.672	18	12	.600	Dave Van Horn
2011	40	22	0	.645	15	15	.500	Dave Van Horn
2012	46	22	0	.676	16	14	.533	Dave Van Horn
2013	39	22	0	.639	18	11	.621	Dave Van Horn
2014	40	25	0	.615	16	14	.533	Dave Van Horn
2015	40	25	0	.615	17	12	.586	Dave Van Horn
Totals	**2,077**	**1,315**	**6**	**.612**	**603**	**527**	**.534**	**N/A**

Team Records - Season

All-Time Record/Seasons: 2,077-1,315-6 (.612)/93

All-Time Conference Record/Seasons:
Southeastern Conference - 354-337 (.512)/24
Southwest Conference - 249-190 (.567)/23
Total Conference Record - 603-527 (.534)/47

Razorback All-Time Head Coaching Records

Coach	W	L	T	Pct.	Tenure (Yrs.)
None	20	18	0	.527	1897-1905 (9)
Hugo Bezdek	81	37	0	.704	1908-13 (6)
E.T. Pickering	23	12	0	.657	1914-15 (2)
T.T. McConnell	10	5	0	.667	1916 (1)
Claude Watts	8	6	0	.571	1919-20 (2)
Norman Coyle	0	6	0	.000	1922 (0)
Francis Schmidt	38	64	0	.373	1923-29 (7)
Deke Brackett	23	22	0	.511	1947-49 (3)
Bill Ferrell	139	149	0	.483	1950-65 (16)
Wayne Robbins	50	51	0	.495	1966-69 (4)
Norm DeBriyn	1,161	650	6	.640	1970-2002 (33)
Dave Van Horn	524	295	0	.640	2003-Present (13)
Totals	**2,077**	**1,315**	**6**	**.612**	

RECORD BY DATE

February

Day	W-L	Win %	Home	Away	Neu.
2	1-0	1.000	0-0	1-0	0-0
3	0-1	.000	0-0	0-1	0-0
4	2-0	1.000	1-0	1-0	0-0
5	1-0	1.000	1-0	0-0	0-0
6	1-0	1.000	1-0	0-0	0-0
7	1-0	1.000	1-0	0-0	0-0
8	0-0	.000	0-0	0-0	0-0
9	2-3	.400	1-0	1-3	0-0
10	4-3	.571	1-0	2-3	1-0
11	10-1	.909	5-0	4-1	1-0
12	5-2	.714	4-0	0-2	1-0
13	7-3	.700	5-1	2-1	0-1
14	11-1-1	.885	8-0	2-0-1	1-1
15	11-3	.785	8-1	2-1	1-1
16	10-4	.714	8-1	2-2	0-1
17	14-2	.875	10-1	3-1	1-0
18	14-3	.824	10-2	2-1	2-0
19	**15-5**	**.750**	**14-2**	**1-3**	**0-0**
20	**12-4**	**.750**	**10-2**	**2-0**	**0-2**
21	**15-2**	**.882**	**12-2**	**2-0**	**1-0**
22	19-5	.792	19-2	0-2	0-1
23	**17-3**	**.850**	**16-2**	**1-1**	**0-0**
24	**13-5**	**.722**	**12-4**	**1-1**	**0-0**
25	21-5	.808	20-2	0-3	1-0
26	**10-8**	**.556**	**9-4**	**1-3**	**0-1**
27	**17-7**	**.708**	**15-3**	**2-2**	**0-2**
28	**16-4**	**.800**	**9-0**	**2-1**	**5-3**
29	7-1	.875	3-0	1-1	3-0
Totals	**256-75-1**	**.773**	**203-29**	**35-33-1**	**18-13**

March

Day	W-L	Win %	Home	Away	Neu.
1	16-12	.571	9-5	2-5	5-2
2	**24-8**	**.750**	**16-2**	**3-3**	**5-3**
3	11-8	.579	7-2	1-2	3-4
4	**19-6**	**.760**	**14-2**	**2-3**	**3-1**
5	**22-4**	**.846**	**18-1**	**4-3**	**0-0**
6	**19-9**	**.679**	**13-5**	**4-3**	**2-1**
7	15-9	.625	14-2	0-5	1-2
8	**20-5-1**	**.788**	**18-2-1**	**1-3**	**1-0**
9	**19-14**	**.575**	**17-7**	**2-7**	**0-0**
10	29-6	.829	24-4	5-2	0-0
11	**18-6**	**.750**	**16-3**	**2-3**	**0-0**
12	**14-11-1**	**.558**	**12-5-1**	**1-6**	**1-0**
13	**26-5**	**.839**	**23-2**	**3-1**	**0-2**
14	24-9	.727	20-2	1-7	3-0
15	**20-14**	**.588**	**18-6**	**0-7**	**2-1**
16	**27-4**	**.870**	**19-1**	**7-2**	**1-1**
17	27-12	.692	16-5	7-7	4-0
18	**19-11**	**.633**	**10-6**	**8-4**	**1-1**
19	**20-13-1**	**.603**	**12-2-1**	**7-9**	**1-2**
20	**21-11**	**.656**	**10-3**	**10-7**	**1-1**
21	28-12	.700	18-5	10-7	0-0
22	24-13	.648	14-6	9-7	1-0
23	23-13	.638	14-3	9-10	0-0
24	14-11	.560	7-6	7-4	0-1
25	**29-12**	**.707**	**24-6**	**4-6**	**1-0**
26	**19-13-1**	**.591**	**16-9-1**	**2-3**	**1-1**
27	**25-13**	**.658**	**18-5**	**6-2**	**1-6**
28	21-14	.600	14-5	6-4	1-5
29	**11-18**	**.379**	**8-6**	**3-10**	**0-2**
30	15-14	.517	11-4	4-10	0-0
31	25-8	.758	14-5	9-3	2-0
Totals	**644-318-4**	**.669**	**464-127-4**	**139-155**	**41-36**

April

Day	W-L	Win %	Home	Away	Neu.
1	**20-14**	**.588**	**10-3**	**10-9**	**0-2**
2	**14-13**	**.518**	**4-5**	**10-7**	**0-1**
3	**22-9**	**.710**	**11-1**	**11-7**	**0-1**
4	18-17	.514	9-10	9-7	0-0
5	22-12	.647	16-3	6-9	0-0
6	**17-16**	**.515**	**14-10**	**3-6**	**0-0**
7	22-7	.759	16-3	6-4	0-0
8	**22-11**	**.667**	**19-8**	**3-3**	**0-0**
9	**23-8**	**.741**	**18-3**	**5-5**	**0-0**
10	**13-14**	**.481**	**8-8**	**5-6**	**0-0**
11	20-12	.625	11-4	9-8	0-0
12	**12-16**	**.429**	**8-3**	**4-13**	**0-0**
13	23-11	.676	16-6	7-5	0-0
14	**19-13**	**.594**	**14-7**	**4-6**	**1-0**
15	**25-10**	**.714**	**17-2**	**8-8**	**0-0**
16	**16-13**	**.552**	**8-4**	**8-9**	**0-0**
17	21-10	.677	13-2	8-8	0-0
18	19-12	.613	11-1	8-11	0-0
19	**21-14**	**.600**	**5-6**	**16-7**	**0-1**
20	19-14	.575	15-4	2-10	2-0
21	**20-16**	**.556**	**14-5**	**5-11**	**1-0**
22	**12-15**	**.444**	**3-4**	**9-11**	**0-0**
23	**19-14**	**.575**	**12-5**	**7-8**	**0-1**
24	19-11	.633	8-6	11-3	0-2
25	14-15	.483	7-2	6-13	1-0
26	**13-16**	**.448**	**7-5**	**6-10**	**0-1**
27	21-14	.600	5-3	15-11	1-0
28	14-10	.583	7-3	7-6	0-1
29	**21-6**	**.777**	**14-1**	**6-3**	**1-2**
30	**20-8**	**.714**	**14-3**	**6-4**	**0-1**
Totals	**561-371**	**.602**	**334-130**	**220-228**	**7-13**

May

Day	W-L	Win %	Home	Away	Neu.
1	**10-12**	**.455**	**6-10**	**3-2**	**1-0**
2	12-15	.444	9-9	3-6	0-0
3	**12-6**	**.666**	**8-3**	**4-3**	**0-0**
4	12-12	.500	10-7	2-5	0-0
5	11-6	.647	6-5	5-1	0-0
6	**12-4**	**.750**	**11-3**	**1-1**	**0-0**
7	**11-6**	**.647**	**6-1**	**5-5**	**0-0**
8	**8-14**	**.364**	**5-3**	**3-9**	**0-2**
9	11-8	.578	6-1	3-7	2-0
10	9-9	.500	6-3	3-5	0-1
11	10-8	.555	6-3	3-5	1-0
12	16-5	.762	5-1	10-2	1-2
13	**7-11**	**.389**	**2-2**	**2-7**	**3-2**
14	**8-13**	**.381**	**2-4**	**3-7**	**3-2**
15	**14-12**	**.538**	**4-4**	**7-4**	**3-4**
16	6-11	.353	0-3	4-7	2-1
17	**11-3**	**.785**	**5-1**	**3-1**	**3-1**
18	5-8	.385	3-2	1-5	1-1
19	**9-5**	**.643**	**4-2**	**1-1**	**4-2**
20	**5-8**	**.385**	**1-3**	**0-1**	**4-4**
21	**7-7**	**.500**	**4-2**	**1-0**	**2-5**
22	10-8	.556	0-2	3-1	7-5
23	7-8	.466	1-0	0-0	6-8
24	3-6	.333	0-0	0-0	3-6
25	2-6	.250	0-0	1-0	1-6
26	6-5	.545	0-0	0-1	6-4
27	3-6	.333	0-0	0-0	3-6
28	3-4	.429	1-0	0-1	2-3
29	4-3	.571	1-2	0-0	3-1
30	3-3	.500	1-0	1-0	1-3
31	6-4	.600	0-0	0-2	6-2
Totals	**253-236**	**.517**	**113-76**	**72-89**	**68-71**

June

Day	W-L	Win %	Home	Away	Neu.
1	6-1	.857	1-0	0-1	5-0
2	3-4	.429	0-2	1-1	2-1
3	5-4	.556	2-1	0-0	3-3
4	5-1	.833	2-1	1-0	2-0
5	6-3	.667	3-1	1-2	2-0
6	4-5	.444	2-2	1-1	1-2
7	3-0	1.000	2-0	1-0	0-0
8	0-3	.000	0-0	0-1	0-2
9	0-2	.000	0-0	0-2	0-0
10	1-0	1.000	0-0	1-0	0-0
11	2-0	1.000	1-0	1-0	0-0
12	1-1	.500	1-0	0-1	0-0
13	1-2	.333	0-0	0-1	1-1
14	0-0	.000	0-0	0-0	0-0
15	0-2	.000	0-0	0-0	0-2
16	1-0	1.000	0-0	0-0	1-0
17	1-0	1.000	0-0	0-0	1-0
18	1-1	.500	0-0	0-0	1-1
19	0-2	.000	0-0	0-0	0-2
20	0-0	.000	0-0	0-0	0-0
21	0-1	.000	0-0	0-0	0-1
22	0-1	.000	0-0	0-0	0-1
Totals	**40-33**	**.548**	**14-7**	**7-10**	**19-16**

***Bold** indicates 2016 game date



Ben Tschepikow broke out for the Razorbacks in May of 2009, hitting .356 with 21 hits and 12 RBI.



Tim Carver got off to a red hot start in 2012, hitting .462 in February with 12 hits, eight runs scored and nine RBI.



Haas Pratt caught fire in April of 2004, hitting .351 with 27 hits, nine doubles and 21 RBI to spark a CWS run.



Joe Serrano had a June to remember in 2012, hitting .444 with 12 hits to lead Arkansas to the CWS.

Year	G	AB	R	H	Avg.	2B	3B	HR	RBI	TB	Slg.%	BB	HBP	SO	SB	SF	SH	E
1968	24	739	146	215	.291	41	9	8	124	290	.403	125	10	118	37	-	17	-
1969	28	841	171	252	.300	44	7	23	145	379	.451	127	-	141	38	-	-	-
1970	32	890	193	247	.278	31	13	14	142	346	.389	138	7	154	49	-	30	-
1971	41	1166	221	320	.274	53	22	17	180	468	.401	142	12	183	66	-	30	-
1972	34	963	140	242	.251	32	16	11	116	339	.352	100	7	173	33	-	25	-
1973	28	777	167	240	.309	31	7	18	140	339	.436	124	8	117	50	-	11	-
1974	43	1256	209	335	.266	49	7	27	175	456	.363	157	12	216	42	-	28	55
1975	42	1193	186	297	.249	49	16	4	143	400	.335	169	17	183	51	-	24	75
1976	47	1382	226	379	.274	55	16	21	195	529	.383	194	9	194	72	-	42	-
1977	51	1459	225	356	.244	51	14	20	194	495	.339	191	20	246	79	13	14	-
1978	44	1288	235	347	.269	52	21	22	194	507	.394	224	13	173	89	14	11	60
1979	64	1978	393	600	.303	115	**40**	47	351	936	.473	246	22	245	75	28	23	91
1980	66	2023	408	624	.308	107	35	57	357	972	.480	221	14	268	78	22	11	108
1981	52	1707	398	533	.312	96	25	38	351	793	.465	236	9	251	69	26	22	73
1982	57	1681	349	525	.312	69	26	21	286	709	.422	223	13	218	142	30	45	74
1983	65	2079	437	618	.297	112	38	31	367	899	.432	290	28	345	**155**	26	20	**115**
1984	56	1775	439	593	.334	100	34	45	373	896	.504	247	32	230	103	30	25	88
1985	66	2192	543	704	.321	139	34	74	470	1133	.517	**361**	25	356	95	24	25	90
1986	60	1988	457	613	.308	123	33	54	416	964	.485	279	25	303	77	40	26	84
1987	68	2273	575	**740**	.326	**172**	38	70	498	**1198**	.527	355	23	348	123	31	44	96
1988	62	2019	482	610	.302	125	29	64	417	985	.488	301	31	309	100	32	28	67
1989	67	2233	466	686	.307	142	35	38	405	1012	.453	290	32	327	115	37	30	64
1990	62	1995	437	548	.325	115	34	46	394	969	.486	309	39	276	117	19	28	75
1991	62	1979	392	547	.276	103	31	37	329	823	.416	237	45	289	73	37	34	79
1992	57	1878	399	542	.289	101	30	29	347	790	.421	280	40	331	112	29	38	64
1993	59	1917	379	548	.286	106	34	26	326	797	.416	261	32	335	115	20	35	84
1994	57	2094	420	629	.300	119	38	36	357	932	.445	234	35	400	119	25	30	110
1995	61	2110	407	642	.304	106	34	34	342	918	.435	196	49	352	133	**42**	45	99
1996	59	2123	477	655	.313	127	31	38	420	968	.456	252	61	323	94	21	21	109
1997	56	2118	**589**	723	**.341**	168	29	80	**525**	1189	**.561**	236	50	355	90	27	14	91
1998	59	2110	498	666	.316	142	13	71	459	1047	.496	251	68	374	64	31	25	87
1999	65	2339	529	705	.301	153	7	84	473	1124	.481	325	90	441	136	27	33	88
2000	54	1904	381	550	.289	119	12	35	332	798	.419	229	72	358	66	26	32	101
2001	56	1954	353	570	.292	105	15	45	318	840	.430	207	61	357	73	19	32	101
2002	63	2187	399	608	.278	104	15	51	354	895	.409	241	89	462	63	21	37	80
2003	57	1994	377	574	.288	125	14	53	347	886	.444	206	94	370	43	16	38	89
2004	**69**	**2402**	446	697	.290	126	11	53	389	1004	.418	304	68	451	112	34	48	111
2005	61	2119	400	643	.303	133	10	53	368	955	.451	214	74	386	108	32	33	87
2006	60	2057	380	584	.284	118	11	64	336	916	.445	272	58	454	82	19	39	90
2007	64	2203	481	634	.288	135	7	75	433	1008	.458	288	**107**	482	68	34	38	85
2008	58	2004	418	582	.290	106	11	77	373	941	.470	270	59	439	61	21	40	75
2009	65	2207	412	603	.273	112	13	80	373	981	.444	279	59	**518**	67	15	43	82
2010	64	2276	481	697	.306	130	11	**92**	449	1125	.494	261	93	423	73	25	23	87
2011	62	2015	324	544	.270	100	16	38	293	790	.392	198	59	441	122	29	**56**	76
2012	68	2247	351	608	.271	119	9	39	319	862	.384	245	62	445	68	31	48	80
2013	61	2015	298	524	.260	75	12	27	270	704	.349	242	36	378	49	27	52	87
2014	65	2101	323	552	.263	92	9	28	294	746	.355	219	85	397	56	36	54	73
2015	65	2164	387	623	.288	107	18	53	343	925	.427	273	57	418	55	31	29	63

*Numbers in **Bold** indicate school records*



Rodney Nye set the single-season record for at bats with 269 in 1999 when he hit .320 with 11 home runs.



Eric Hinske cracked 30 home runs and 91 extra-base hits at Arkansas and continued his success in his 16-year MLB playing career.



Andy Wilkins hit 15 home runs in 2010 and played a large part in the Razorbacks setting a single-season record with 92 home runs.

YEAR-BY-YEAR PITCHING

Year	G	W-L	Pct.	IP	H	R	ER	ERA	BB	SO	CG	SHO	SV
1967	29	15-14	.517	213.1	215	143	109	4.60	137	214	13	2	-
1968	24	13-11	.541	-	-	-	-	-	-	-	-	1	-
1969	28	18-10	.643	210.0	166	95	70	3.00	114	200	13	3	-
1970	32	19-13	.594	228.0	239	132	94	3.71	106	210	15	5	-
1971	41	23-17	.561	298.0	261	157	98	2.96	108	262	-	4	-
1972	34	16-18	.471	248.0	221	137	100	3.63	110	227	13	5	-
1973	31	23-7	.758	204.0	197	105	72	3.18	107	175	18	5	-
1974	43	22-21	.512	330.2	341	287	162	4.41	174	281	29	3	-
1975	42	20-22	.476	310.1	317	188	139	4.03	206	231	11	3	-
1976	47	31-15	.674	361.1	314	147	110	2.74	131	254	27	9	-
1977	51	33-18	.647	390.1	303	153	123	2.84	170	308	14	**13**	-
1978	44	31-13	.705	343.1	282	178	132	3.46	190	320	11	9	6
1979	64	49-15	**.766**	503.0	401	215	169	3.02	275	341	32	9	7
1980	66	44-22	.667	500.2	450	286	209	3.76	287	340	**34**	9	5
1981	52	31-21	.596	414.1	389	255	205	4.45	235	265	21	5	4
1982	57	40-15	.603	447.1	335	201	149	3.00	254	349	30	6	4
1983	65	44-21	.698	526.2	527	322	240	4.10	238	286	10	4	11
1984	56	40-16	.714	444.2	430	253	199	4.03	224	312	16	5	12
1985	66	**51**-15	.773	546.1	567	332	277	4.56	290	361	14	5	14
1986	60	43-17	.717	501.0	447	250	205	3.68	242	358	14	8	10
1987	68	**51**-16	.757	567.1	590	344	281	4.46	**315**	496	7	5	16
1988	62	39-23	.629	508.2	489	348	307	5.43	314	401	14	5	9
1989	67	**51**-16	.761	576.0	504	255	216	3.38	249	495	12	6	17
1990	62	47-15	.758	520.0	513	255	210	3.63	208	390	10	2	15
1991	62	40-22	.645	518.2	472	268	207	3.59	240	387	3	3	13
1992	57	31-26	.544	481.2	539	353	316	5.90	226	317	15	5	3
1993	59	33-26	.559	500.1	501	288	239	4.30	222	432	6	2	9
1994	57	30-27	.526	517.1	562	355	290	5.05	295	377	7	3	9
1995	61	38-23	.623	536.1	547	337	283	4.75	264	506	10	2	15
1996	59	39-20	.661	522.0	504	305	243	4.19	206	434	10	3	12
1997	56	36-20	.643	491.0	581	405	**338**	6.20	248	414	3	1	9
1998	59	38-21	.644	520.1	551	366	305	5.28	208	480	4	2	14
1999	65	42-23	.646	578.0	579	397	329	5.12	297	554	6	0	11
2000	54	24-**30**	.444	476.1	568	**416**	332	6.27	263	365	1	1	12
2001	56	27-29	.482	490.2	490	325	253	4.64	209	403	2	3	10
2002	63	35-28	.556	565.0	624	336	277	4.41	181	378	2	2	14
2003	57	35-22	.614	513.2	557	293	233	4.08	111	383	3	0	10
2004	**69**	45-24	.652	**621.1**	**686**	339	267	3.87	186	448	3	1	16
2005	61	39-22	.639	540.1	552	300	243	4.05	196	371	3	2	13
2006	60	39-21	.650	536.0	519	273	217	3.64	169	453	1	1	19
2007	64	43-21	.672	569.0	532	294	249	3.94	219	**565**	7	5	12
2008	58	34-24	.586	518.0	550	344	283	4.92	220	445	2	1	9
2009	65	41-24	.631	580.0	595	363	301	4.67	245	511	1	4	16
2010	64	43-21	.672	574.2	558	297	251	3.93	189	551	2	2	13
2011	62	40-22	.645	542.2	474	222	193	3.20	204	447	2	6	**20**
2012	68	46-22	.676	613.0	513	231	193	2.83	224	534	0	10	17
2013	61	39-22	.639	547.1	413	166	115	**1.89**	195	477	1	8	19
2014	65	40-25	.615	575.1	440	206	168	2.63	210	435	6	10	14
2015	65	40-25	.615	570.2	543	304	259	4.08	282	484	2	5	15

*Numbers in **Bold** indicate school records*



Cliff Lee posted a 4-3 record in 2000 with the Razorbacks and went on to win the American League Cy Young Award in 2008.



Arkansas set a single-season record with 20 saves in 2011, led by Nolan Sanburn, who had eight saves.



Matt Carnes recorded 301 strikeouts and 24 wins during his three-year career out of Miami (Okla.) High School.

HITTING (Min. 2.5 AB per game)

Batting Average

Year	AVG	Player
1952	.308	Lyle Wilkerson
1953	.394	Lamar McHan
1954	.333	Preston Carpenter
1955	.359	Joe Thompson
1956	.386	Joe Kretschmar
1957	.400	L. Drummonds
1958	.369	L. Drummonds
1959	.320	Pat Foster
1960	.341	Jerry Carlton
	.341	Pat Foster
1961	.375	Jerry Carlton
1962	.382	Jerry Carlton
1963	.371	Jim Jay
1964	.383	Mike Haynie
1965	.322	Bill Gray
1966	.292	Ronnie Tiffee
1967	.341	Fredy Washington
1968	.352	Mike Pryor
1969	.417	Bill Dorothy
1970	.342	Mike Pryor
1971	.326	David Marshall
1972	.327	Stan Ley
1973	.395	Keith Cochran
1974	.372	John Jenkins
1975	.358	Wally Erwin
1976	.350	Bill Montgomery
1977	.301	Arvis Harper
1978	.356	Tim Lollar
1979	.357	Ed Wallace
1980	.386	Kevin McReynolds
1981	.378	Billy Dees
1982	.367	Dave Van Horn
1983	.362	Tom Pagnozzi
1984	.383	Jeff King
1985	.366	Jeff King
1986	.397	Ralph Kraus
1987	.393	Jim Kremers
1988	.337	Randy Bobb
1989	.383	Scott Pose
1990	.387	Greg D'Alexander
1991	.354	Mark Johnson
1992	.335	Scott Epps
1993	.335	Allen Williams
1994	.353	Kyle Harris
1995	.371	Ty Bilderback
1996	.391	Matt Erickson
1997	.425	Jeremy Jackson
1998	.365	Eric Hinske
1999	.338	Joe Jester
2000	.356	Scott Crossett
2001	.357	Jeff Hoefler
2002	.316	Scott Bridges
2003	.332	Clay Goodwin
2004	.319	Clay Goodwin
2005	.341	Danny Hamblin
2006	.326	Craig Gentry
2007	.347	Logan Forsythe
2008	.366	Chase Leavitt
2009	.319	Andy Wilkins
2010	**.429**	**Zack Cox**
2011	.335	Dominic Ficociello
2012	.323	Matt Reynolds
2013	.325	Brian Anderson
2014	.328	Brian Anderson
2015	.376	Andrew Benintendi

At Bats

Year	AB	Player
1967	102	Randy Marshall
1968	76	Bill Brill
1969	104	Mike Pryor
1970	98	Fred Wanger
1971	141	Stan Ley
	141	David Marshall
1972	110	Stan Ley
1973	95	Thurman Smith
1974	137	Doug Pogue
1975	134	Ralph Bradbury
1976	171	Ralph Bradbury
1977	187	Ralph Bradbury
1978	154	Johnny Ray
1979	235	Johnny Ray
1980	220	Kevin McReynolds
1981	196	Billy Dees
1982	202	Keith Longoria
1983	250	Brett Harrison
1984	196	Jeff King
1985	254	Jeff King
1986	235	Dave Patterson
1987	241	Andy Skeels
1988	215	Jim Kremers
1989	242	Greg D'Alexander
1990	247	Kirk Piskor
1991	226	Mark Johnson
1992	229	Allen Williams
1993	212	Allen Williams
1994	243	Kenderick Moore
1995	252	Kenderick Moore
1996	255	Jason McConnell
1997	251	Jason McConnell
1998	233	Eric Hinske
1999	**269**	**Rodney Nye**
2000	203	Brian Kirby
2001	202	Brian Kirby
2002	224	Michael Conner
2003	232	Haas Pratt
2004	258	Haas Pratt
2005	224	Clay Goodwin
2006	235	Danny Hamblin
2007	232	Danny Hamblin
2008	224	Tim Smalling
2009	241	Scott Lyons
2010	259	Collin Kuhn
2011	237	Bo Bigham
2012	264	Tim Carver
2013	236	Tyler Spoon
2014	241	Brian Anderson
2015	245	Tyler Spoon

Runs

Year	Runs	Player
1967	31	Fredy Washington
1968	20	Fredy Washington
1969	26	Mike Pryor
1970	27	H.A. Scott
1971	38	David Marshall
1972	22	Stan Ley
1973	23	Thurman Smith
1974	27	Dennis Lundquist
1975	30	Wally Erwin
1976	31	Bill Montgomery
1977	27	Arvis Harper
	27	Tim Lollar
1978	27	Shaun Lacey
	27	Johnny Ray
1979	55	Johnny Ray
1980	57	Kevin McReynolds
1981	45	Todd Zacher
1982	65	Gary Jones
1983	71	Scott Loseke
1984	52	Brett Harrison
1985	64	Jeff King
1986	72	Dave Patterson
1987	70	Andy Skeels
1988	54	Troy Eklund
1989	62	Troy Eklund
1990	56	Kirk Piskor
1991	69	Mark Johnson
1992	50	Allen Williams
1993	59	Allen Williams
1994	58	Allen Williams
1995	61	Ty Bilderback
1996	78	Jason McConnell
1997	**87**	**Eric Hinske**
1998	65	Jack Welsh
1999	76	Joe Jester
2000	66	Jack Welsh
2001	39	Michael Conner
2002	52	Michael Conner
2003	50	Ryan Fox
2004	53	Danny Hamblin
2005	44	Danny Hamblin
2006	46	Danny Hamblin
2007	59	Danny Hamblin
2008	60	Chase Leavitt
2009	54	Ben Tschepikow
2010	67	Zack Cox
2011	44	Collin Kuhn
2012	48	Matt Reynolds
2013	47	Brian Anderson
2014	45	Andrew Benintendi
2015	62	Andrew Benintendi

Hits

Year	Hits	Player
1967	31	Fredy Washington
1968	25	Mike Pryor
1969	40	Bill Dorothy
1970	33	Fred Wanger
1971	46	David Marshall
1972	36	Stan Ley
1973	30	Keith Cochran
1974	48	John Jenkins
1975	43	Wally Erwin
1976	31	Bill Montgomery
1977	44	Arvis Harper
1978	47	Johnny Ray
1979	77	Johnny Ray
1980	85	Kevin McReynolds
1981	74	Billy Dees
1982	65	Keith Longoria
1983	88	Tom Pagnozzi
1984	75	Jeff King
1985	93	Jeff King
1986	91	Ralph Kraus
	91	Dave Patterson
1987	94	Jim Kremers
1988	70	Randy Bobb
1989	86	Greg D'Alexander
1990	89	Kirk Piskor
1991	80	Mark Johnson
1992	73	Scott Epps
	73	Allen Williams
1993	71	Allen Williams
1994	76	Bob Hughes
1995	80	Kenderick Moore
1996	97	Matt Erickson
1997	94	Matt Erickson
	94	Jeremy Jackson
1998	85	Eric Hinske
1999	89	Joe Jester
2000	67	Scott Crossett
2001	61	Jeff Hoefler
2002	64	Michael Conner
2003	72	Haas Pratt
2004	80	Haas Pratt
2005	75	Danny Hamblin
2006	68	Danny Hamblin
2007	78	Logan Forsythe
2008	65	Logan Forsythe
2009	76	Ben Tschepikow
2010	**102**	**Zack Cox**
2011	75	Dominic Ficociello
2012	79	Tim Carver
2013	68	Brian Anderson
	68	Tyler Spoon
2014	79	Brian Anderson
2015	85	Andrew Benintendi

RBI

Year	RBI	Player
1967	21	Bill Brill
1968	16	Fredy Washington
1969	27	H.A. Scott
1970	30	Fred Howard
1971	29	H.A. Scott
1972	17	Stephen Ballard
1973	19	Stephen Ballard
	19	Tommy Neal
1974	28	Dennis Lundquist
1975	23	Bill Montgomery
1976	35	Bill Montgomery
1977	30	Marc Brumble
1978	28	Arvis Harper
1979	47	Johnny Ray
1976	35	Bill Montgomery
1977	30	Marc Brumble
1978	28	Arvis Harper
1979	47	Johnny Ray
1980	57	Kevin McReynolds
1981	50	John Hennell
1982	39	Mike Robinson
1983	50	Tom Pagnozzi
1984	55	Jeff King
1985	**82**	**Jeff King**
1986	67	Jeff King
1987	76	Jim Kremers
	76	Andy Skeels
1988	62	Jim Kremers
1989	66	Greg D'Alexander
1990	65	Greg D'Alexander
1991	51	Mark Johnson
1992	49	Allen Williams
1993	43	Bob Hughes
1994	62	Bob Hughes
1995	55	Kit Pellow
1996	66	Kit Pellow
1997	78	Ryan Lundquist
1998	71	Eric Hinske
1999	78	Rodney Nye
2000	46	Kyle Washburn
2001	38	Kyle Washburn
2002	53	Ryan Fox
2003	50	Andrew Wishy
2004	52	Haas Pratt
2005	49	Danny Hamblin
2006	68	Danny Hamblin
2007	71	Casey Coon
2008	48	Brett Eibner
2009	58	Andy Wilkins
2010	71	Brett Eibner
2011	50	Dominic Ficociello
2012	45	Matt Reynolds
2013	49	Tyler Spoon
2014	51	Brian Anderson
2015	57	Andrew Benintendi

Doubles

Year	2B	Player
1967	6	Ronnie Tiffee
	6	Fredy Washington
1968	9	Bill Brill
1969	10	Fred Wanger
1970	7	H.A. Scott
	7	Fred Wanger
1971	12	Stan Ley
1972	9	Stan Ley
1973	7	Keith Cochran
1974	8	Dennis Lundquist
	8	Doug Pogue
1975	9	Dennis Lundquist
1976	13	Jeff Hemm
1977	10	Tim Lollar
1978	8	Johnny Ray
1979	17	Marc Brumble
1980	21	John Hennell
1981	18	Billy Dees
	18	John Hennell
1982	10	Mike Robinson
	10	Chris Shaddy
1983	16	Tom Pagnozzi
1984	15	Jim Ward
1985	26	Jeff King
1986	27	Ralph Kraus
1987	**28**	**Jim Kremers**
1988	20	Jim Kremers
1989	16	Troy Eklund
1990	18	Greg D'Alexander
	18	Tim Thomas
1991	21	Mark Johnson
1992	17	Allen Williams
1993	21	Allen Williams
1994	19	Bob Hughes
1995	16	Kit Pellow
1996	24	Matt Erickson
1997	27	Matt Erickson
1998	27	Eric Hinske
1999	20	Joe Jester
	20	Ryan Lundquist
2000	20	Greg Blum
2001	16	Brian Kirby
2002	14	Ryan Fox
2003	25	Andrew Wishy
2004	19	Danny Hamblin
2005	19	Danny Hamblin
2006	18	Chris Hollensworth
2007	16	Logan Forsythe
	16	Jeff Nutt
2008	15	Ben Tschepikow
2009	18	Andy Wilkins
2010	18	Collin Kuhn
2011	15	Dominic Ficociello
2012	20	Matt Reynolds
2013	12	Brian Anderson
2014	16	Eric Fisher
2015	20	Tyler Spoon

Triples

Year	3B	Player
1967	2	Ronnie Tiffee
1968	3	Randy Marshall
1969	3	H.A. Scott
1970	5	Freddy Howard
1971	8	Stan Ley
	8	David Marshall
1972	5	Stan Ley
1973	2	Tommy Neal
	2	Greg Snowden
1974	2	John Jenkins
	2	Mike Kirkland
	2	Greg Snowden
1975	6	Wally Erwin
1976	4	Ralph Bradbury
1977	5	Arvis Harper
1978	6	Arvis Harper
1979	**12**	**Johnny Ray**
1980	6	Kevin McReynolds
1981	7	Chris Shaddy
1982	6	Gary Jones
1983	8	Scott Loseke
1984	5	Norm Roberts
1985	7	Norm Roberts
1986	7	Ralph Kraus
1987	7	Andy Skeels
1988	6	Scott Pose
1989	**12**	**Troy Eklund**
1990	6	Scott Epps
1991	6	Bubba Carpenter
	6	Mark Johnson
1992	6	Allen Williams
1993	6	Allen Williams
1994	9	Bob Hughes
1995	6	Ty Bilderback
1996	7	Jason McConnell
1997	8	Jeremy Jackson
1998	3	Brent Caldwell
1999	3	Jack Welsh
2000	3	Jeff Hoefler
	3	Kyle Washburn
2001	2	Ryan Fox
	2	Kyle Washburn
	2	Andrew Wishy
2002	8	Kirk McConnell

2003	3	Scott Bridges
	3	Clay Goodwin
2004	3	Jake Dugger
	3	Scott Hode
2005	2	Clay Goodwin
	2	Casey Rowlett
2006	3	Craig Gentry
2007	2	Logan Forsythe
	2	Brad Secrist
2008	3	Ben Tschepikow
2009	4	Ben Tschepikow
2010	4	Collin Kuhn
2011	4	Kyle Robinson
2012	3	Derrick Bleeker
	3	Jacob Morris
2013	5	Brian Anderson
2014	3	Brian Anderson
2015	6	Bobby Wernes

Home Runs

Year	HR	Player
1967	4	Bill Brill
1968	3	Randy Marshall
1969	8	Mike Pryor
1970	3	Bill Dorothy
	3	Mark Jones
	3	H.A. Scott
1971	6	Greg Palka
	6	H.A. Scott
1972	4	Barton Rhoades
1973	4	Mike Kirkland
1974	5	John Jenkins
1975	1	James Andree
	1	Jeff Hemm
	1	Dennis Lundquist
	1	Doug Pogue
1976	5	Bill Montgomery
1977	6	Marc Brumble
1978	6	Tim Lollar
1979	8	John Hennell
	8	Kevin McReynolds
1980	17	Kevin McReynolds
1981	10	Reggie Thomas
1982	6	Gary Jones
1983	6	Mike Robinson
1984	8	Jeff King
	8	Tony Laird
1985	17	Jeff King
1986	17	Jeff King
1987	18	Andy Skeels
1988	13	Greg D'Alexander
1989	9	Troy Eklund
1990	14	Greg D'Alexander
1991	7	Kirk Piskor
1992	10	Scott Epps
1993	7	Allen Williams
1994	6	Steve Taft
	6	Allen Williams
1995	12	Kit Pellow
1996	9	Kenderick Moore
1997	**24**	**Ryan Lundquist**
1998	15	Rodney Nye
1999	20	Rodney Nye
2000	9	Brian Kirby
2001	9	Michael Conner
	9	Brian Kirby
2002	17	Michael Conner
2003	19	Ryan Fox
2004	8	Jake Dugger
	8	Danny Hamblin
	8	Haas Pratt
2005	10	Danny Hamblin
2006	17	Danny Hamblin
2007	22	Danny Hamblin
2008	14	Aaron Murphree
2009	19	Andy Wilkins
2010	22	Brett Eibner
2011	10	Kyle Robinson
2012	7	Matt Reynolds
2013	4	Brian Anderson
	4	Tyler Spoon
2014	9	Eric Fisher
2015	20	Andrew Benintendi

Stolen Bases

Year	SB	Player
1967	6	Terry Baker
1968	12	Fredy Washington
1969	10	Mike Pryor
1970	16	David Marshall
1971	15	H.A. Scott
1972	6	Keith Cochran
	6	Stan Ley
	6	Bruce Mitchell
	6	Thurman Smith
1973	10	Thurman Smith
1974	9	James Andree
1975	18	Wally Erwin
1976	13	Michael Watson
1977	17	Hank Thompson
1978	24	Shaun Lacey
1979	19	Larry Wallace
1980	20	Todd Zacher
1981	20	Don Carter
	20	Todd Zacher
1982	35	Gary Jones
1983	**42**	**Scott Loseke**
1984	27	Jim Ward
1985	15	Mike Loggins
1986	17	Darin Hernandez
1987	26	Dan Campbell
1988	20	Scott Pose
1989	28	Scott Pose
1990	26	Mark Johnson
1991	23	Mark Johnson
1992	29	Allen Williams
1993	18	Allen Williams
1994	24	Kenderick Moore
1995	32	Jeff Parsons
1996	29	Kenderick Moore
1997	21	Jason McConnell
1998	19	Eric Hinske
1999	35	Joe Jester
2000	19	Jack Welsh
2001	13	Michael Conner
2002	13	Scott Bridges
2003	13	Scott Bridges
2004	24	Scott Bridges
2005	22	Scott Bridges
2006	16	Craig Gentry
2007	18	Logan Forsythe
2008	11	Logan Forsythe
2009	17	Ben Tschepikow
2010	17	Collin Kuhn
2011	24	Tim Carver
2012	16	Matt Reynolds
2013	8	Matt Vinson
2014	17	Andrew Benintendi
2015	24	Andrew Benintendi

PITCHING (min. 20% team games)

Victories

Year	Wins	Player
1967	8	Butch Hopkins
1968	3	Joe Fair
	3	Stephan Reagan
1969	7	Jerry Blackwood
1970	6	Terry Verhage
	6	Bill Wyles
1971	7	Terry Verhage
1972	6	Larry Paulsen
1973	5	Tim Brewer
	5	Larry Paulsen
1974	5	Gerald Hannahs
	5	Dennis Pugh
1975	5	Warren Hemm
	5	Richard Miller
1976	8	Warren Hemm
1977	8	Mark McClain
1978	6	Tim Lollar
1979	**13**	**Rich Erwin**
1980	**13**	**Steve Krueger**
1981	11	Scott Tabor
1982	7	Ed Myers
1983	10	Charlie Corbell
1984	8	Kevin Campbell
1985	11	Fred Farwell
1986	9	Steve Parker
1987	11	John Cebuhar
1988	11	Bobby Edwards
1989	10	Dennis Fletcher
	10	Mike Oquist
1990	10	Doug Bennett
1991	6	Doug Bennett
	6	Brian Cook
1992	8	Scott Brocail
1993	9	Brian Cook
1994	8	Scott Cunningham
1995	9	Alan Mahaffey
1996	10	Matt Carnes
1997	7	Matt Carnes
	7	Lance Franks
1998	10	David Walling
1999	10	David Walling
2000	4	Gary Hogan Jr.
	4	Cliff Lee
2001	4	Scott Roehl
2002	7	Charlie Isaacson
2003	8	Scott Roehl
2004	10	Charley Boyce
	10	Jay Sawatski
2005	11	Charley Boyce
2006	9	Nick Schmidt
2007	11	Nick Schmidt
2008	5	Cliff Springston
2009	9	Dallas Keuchel
2010	9	Drew Smyly
2011	10	DJ Baxendale
2012	8	DJ Baxendale
	8	Ryne Stanek
2013	10	Ryne Stanek
2014	9	Chris Oliver
2015	7	Jackson Lowery

ERA

Year	ERA	Player
1967	3.48	John Tyra
1968		not available
1969	2.08	Jerry Blackwood
1970	2.67	Freddy Howard
1971	1.79	Gerald Hannahs
1972	2.23	Larry Paulsen
1973	1.91	Tim Brewer
1974	3.16	Gerald Hannahs
1975	3.28	Richard Miller
1976	2.23	Rich Erwin
1977	1.16	Bill Bakewell
1978	1.37	Bill Bakewell
1979	1.73	Steve Krueger
1980	1.40	John Stanley
1981	2.38	Scott Tabor
1982	2.59	Scott Tabor
1983	2.88	Charlie Corbell
1984	2.36	Dera Clark
1985	2.53	Tim Dietz
1986	2.30	Steve Parker
1987	2.73	Dennis Fletcher
1988	4.42	Bobby Edwards
1989	2.68	Phillip Stidham
1990	0.95	Phillip Stidham
1991	1.20	Phillip Stidham
1992	3.08	Lyle Beckemeyer
1993	2.88	Brian Cook
1994	3.08	Scott Brocail
1995	2.20	Rob Quarnstrom
1996	2.14	Brian Rogers
1997	4.52	Lance Franks
1998	2.77	Kevin Vent
1999	3.16	Charlie Isaacson
2000	4.25	Jeremy Rankin
2001	2.32	Scott Woods
2002	2.62	Scott Woods
2003	2.67	Boyd Goodner
2004	1.50	Boyd Goodner
2005	2.80	Nick Schmidt
2006	2.77	Shaun Seibert
2007	2.69	Nick Schmidt
2008	3.90	Cliff Springston
2009	2.19	Stephen Richards
2010	2.11	Christian Kowalchuk
2011	1.58	DJ Baxendale
2012	1.38	Colby Suggs
2013	1.39	Ryne Stanek
2014	**0.74**	**Michael Gunn**
2015	2.10	Zach Jackson

Innings Pitched

Year	IP	Player
1967	68.2	Butch Hopkins
1968		not available
1969	66.0	Butch Hopkins
1970	76.0	Terry Verhage
1971	75.0	Terry Verhage
1972	84.2	Larry Paulsen
1973	48.0	Larry Paulsen
1974	68.1	Gerald Hannahs
1975	74.0	Richard Miller
1976	90.0	Warren Hemm
1977	76.2	Mark McClain
1978	79.1	David Rhodes
1979	**124.0**	**Rich Erwin**
1980	96.0	Steve Krueger
1981	109.2	Scott Tabor
1982	80.2	Charlie Corbell
1983	115.2	Charlie Corbell
1984	86.1	Kevin Campbell
1985	120.2	Fred Farwell
1986	101.2	Kevin Campbell
1987	115.2	John Cebuhar
1988	93.2	Bobby Edwards
1989	109.0	Mike Oquist
1990	96.0	Doug Bennett
1991	60.0	Phillip Stidham
1992	92.2	Scott Brocail
1993	97.0	Brent Birch
1994	116.1	Scott Cunningham
1995	100.0	Alan Mahaffey
1996	117.0	Matt Carnes
1997	96.1	Matt Carnes
1998	103.1	David Walling
1999	121.1	David Walling
2000	65.0	Gary Hogan Jr.
2001	82.0	Charlie Isaacson
2002	90.1	Charlie Isaacson
2003	93.1	Jarrett Gardner
2004	115.1	Charley Boyce
2005	122.1	Charley Boyce
2006	116.2	Nick Schmidt
2007	124.0	Nick Schmidt
2008	87.2	Cliff Springston
2009	108.0	Dallas Keuchel
2010	103.0	Drew Smyly
2011	85.1	DJ Baxendale
2012	107.0	DJ Baxendale
2013	97.1	Ryne Stanek
2014	94.0	Trey Killian
2015	87.0	Trey Killian
	87.0	Keaton McKinney

Strikeouts

Year	K	Player
1967	91	Butch Hopkins
1968		not available
1969	65	Butch Hopkins
1970	59	Terry Verhage
1971	55	Terry Verhage
1972	78	Larry Paulsen
1973	48	Larry Paulsen
1974	83	Gerald Hannahs
1975	75	Richard Miller
1976	66	Warren Hemm
1977	53	David Rhodes
1978	73	David Rhodes
1979	75	Rich Erwin
1980	74	Steve Krueger
1981	65	Scott Tabor
1982	76	Darrell Akerfelds
1983	51	Les Lancaster
1984	61	Kevin Campbell
1985	90	Fred Farwell
1986	72	Kevin Campbell
1987	106	John Cebuhar
1988	76	Bobby Edwards
1989	93	Mike Oquist
1990	86	Doug Bennett
1991	56	Matt Wagner
1992	63	Scott Brocail
1993	84	Brent Birch
1994	87	Scott Cunningham
1995	111	Matt Carnes
1996	105	Matt Carnes
1997	85	Matt Carnes
1998	128	David Walling
1999	**155**	**David Walling**
2000	77	Cliff Lee
2001	63	Charlie Isaacson
2002	62	Gary Hogan, Jr.
2003	59	Charley Boyce
2004	86	Jay Sawatski
2005	89	Nick Schmidt
2006	145	Nick Schmidt
2007	128	Jess Todd
2008	76	Justin Wells
2009	79	Mike Bolsinger
2010	114	Drew Smyly
2011	77	DJ Baxendale
2012	96	DJ Baxendale
2013	79	Ryne Stanek
2014	68	Jalen Beeks
2015	89	Zach Jackson

***Bold** denotes Arkansas modern-era record (since 1967).*



Outfielder Andrew Benintendi led Arkansas in stolen bases in both 2014 (17) and 2015 (24).

Opponent	G	W	L	Win%	^UA	^OPP	Home	Away	Neu.
Abilene Christian	2	2	0	1.000	15	4	2-0	0-0	0-0
Air Force	2	1	1	.500	18	2	0-0	0-0	1-1
Alabama	**79**	**36**	**43**	**.456**	**425**	**455**	**21-15**	**12-23**	**3-5**
Alabama A&M	2	2	0	1.000	33	2	2-0	0-0	0-0
Albany	1	1	0	1.000	9	0	1-0	0-0	0-0
Alcorn State	1	1	0	1.000	9	1	1-0	0-0	0-0
American Christian	4	1	3	.250	3	9	1-3	0-0	0-0
Appalachian State	3	3	0	1.000	27	11	3-0	0-0	0-0
Arizona	5	2	3	.400	33	28	0-0	1-2	1-1
Arizona State	11	3	8	.273	47	64	2-0	0-5	1-3
Auburn	**80**	**36**	**44**	**.450**	**481**	**509**	**18-18**	**15-21**	**3-5**
Baker	8	7	1	.875	65	18	7-1	0-0	0-0
Ball State	3	2	1	.667	21	10	2-1	0-0	0-0
Baylor	66	38	28	.576	386	317	22-7	14-19	2-2
Belhaven	3	2	1	.667	10	11	0-0	2-1	0-0
Benedictine	1	1	0	1.000	9	0	1-0	0-0	0-0
Binghamton	3	3	0	1.000	15	3	3-0	0-0	0-0
Bryant	2	1	1	.500	13	7	0-0	0-0	1-1
Bucknell	2	2	0	1.000	20	7	0-0	0-0	2-0
Buena Vista	22	14	8	.636	149	111	13-8	0-0	1-0
BYU	3	2	1	.667	18	7	2-0	0-0	0-1
California	9	4	5	.444	45	46	2-1	2-3	0-1
Cal State Fullerton	4	1	3	.250	26	27	0-0	0-0	1-3
Cal State Northridge	3	3	0	1.000	22	12	3-0	0-0	0-0
Carthage*	2	1	0	.750	10	3	1-0-1	0-0	0-0
Centenary	40	32	8	.800	363	181	20-4	12-4	0-0
Central Michigan	**2**	**2**	**0**	**1.000**	**11**	**4**	**2-0**	**0-0**	**0-0**
Central Missouri	9	9	0	1.000	89	38	9-0	0-0	0-0
Central Oklahoma	1	1	0	1.000	6	2	1-0	0-0	0-0
Charlotte	2	1	1	.500	13	6	0-0	0-0	1-1
Clemson	6	3	3	.500	34	40	0-1	1-2	2-0
Coastal Carolina	3	1	2	.333	16	22	1-2	0-0	0-0
Colorado	2	2	0	1.000	25	4	2-0	0-0	0-0
Creighton	**14**	**9**	**5**	**.643**	**72**	**44**	**4-1**	**5-4**	**0-0**
Dallas Baptist	18	11	7	.611	127	95	9-5	1-0	1-2
Delaware	3	3	0	1.000	22	15	1-0	0-0	2-0
Delaware State	3	3	0	1.000	24	2	3-0	0-0	0-0
Delta State	5	2	3	.400	27	38	0-0	2-3	0-0
Drake	6	5	1	.833	39	27	5-1	0-0	0-0
Eastern Illinois	**25**	**24**	**1**	**.960**	**239**	**54**	**24-1**	**0-0**	**0-0**
Eastern Kentucky	1	1	0	1.000	20	13	0-0	0-0	1-0
Eastern Michigan	15	14	1	.933	104	48	7-0	0-0	7-1
East Texas Baptist	2	0	2	.000	1	6	0-0	0-2	0-0
Eckerd	1	1	0	1.000	8	2	0-0	0-0	1-0
Emporia State	13	8	5	.615	109	91	5-1	2-4	1-0
Evangel	20	20	0	1.000	166	33	12-0	8-0	0-0
Evansville	11	9	2	.818	78	42	9-2	0-0	0-0
Florida	**55**	**28**	**27**	**.509**	**303**	**266**	**13-8**	**11-16**	**4-3**
Florida Southern	3	2	1	.667	21	9	0-0	2-1	0-0
Florida State	5	5	0	1.000	34	23	2-0	3-0	0-0
Fordham	1	0	1	.000	5	8	0-0	0-0	0-1
Fresno State	1	1	0	1.000	6	4	0-0	1-0	0-0
George Mason	2	2	0	1.000	17	10	0-0	0-0	2-0
George Washington	3	3	0	1.000	25	14	0-0	0-0	3-0
Georgia	51	30	21	.588	334	256	17-7	12-13	1-1
Georgia Tech	3	1	2	.333	9	10	0-0	0-0	1-2
Gonzaga	**7**	**3**	**4**	**.429**	**21**	**37**	**2-2**	**0-1**	**1-1**
Grambling State	**3**	**3**	**0**	**1.000**	**31**	**10**	**3-0**	**0-0**	**0-0**
Hawaii	8	4	4	.500	51	46	0-0	4-4	0-0
Hawaii Pacific	4	3	1	.750	31	19	0-0	3-1	0-0
Houston	**64**	**37**	**27**	**.578**	**371**	**312**	**17-7**	**14-16**	**6-4**
Illinois	3	3	0	1.000	33	12	2-0	0-0	1-0
Illinois-Chicago	8	7	1	.875	63	35	7-1	0-0	0-0
Illinois State	6	5	1	.833	66	33	5-1	0-0	0-0
Indiana	2	1	1	.500	8	16	1-0	0-0	0-1
Indiana State	15	11	4	.733	89	68	9-3	2-1	0-0
Iowa	2	2	0	1.000	33	10	1-0	0-0	1-0
Iowa State	11	11	0	1.000	116	34	11-0	0-0	0-0
Kansas	48	36	12	.750	352	215	33-9	3-3	0-0
Kansas State	49	29	20	.592	341	238	28-14	0-5	1-1
Kent State	1	1	0	1.000	8	1	0-0	0-0	1-0
Kentucky	**61**	**37**	**24**	**.607**	**430**	**357**	**20-10**	**15-12**	**2-2**
Lamar	8	5	3	.625	57	46	5-1	0-0	0-2
Le Moyne	3	2	1	.667	15	13	1-0	0-0	1-1
Liberty	1	1	0	1.000	3	2	0-0	0-0	1-0
Lincoln	2	2	0	1.000	18	2	2-0	0-0	0-0
Long Beach State	13	6	7	.461	73	83	4-3	2-4	0-0
Louisiana College	1	0	1	.000	5	12	0-0	0-1	0-0
Louisiana-Lafayette	5	1	4	.200	22	32	1-0	0-2	0-2
Louisiana Tech	**25**	**22**	**3**	**.880**	**210**	**103**	**11-0**	**6-2**	**5-1**
Loyola (La.)	2	0	2	.000	11	20	0-0	0-2	0-0
Loyola Marymount	4	2	2	.500	18	25	2-1	0-0	0-1
LSU	**94**	**30**	**64**	**.319**	**446**	**670**	**15-22**	**11-31**	**4-11**
Lubbock Christian	4	4	0	1.000	47	9	4-0	0-0	0-0
Luther	4	4	0	1.000	34	9	4-0	0-0	0-0
Maine	1	1	0	1.000	14	0	0-0	0-0	1-0
Maryland	1	0	1	.000	6	13	0-0	0-0	0-1
Memphis*	**35**	**21**	**13**	**.614**	**192**	**155**	**9-3**	**10-7-1**	**2-3**
Miami (Fla.)	5	0	5	.000	8	23	0-0	0-3	0-2
Miami (Ohio)	3	3	0	1.000	29	11	2-0	0-0	1-0
Mankato State	4	3	1	.750	11	11	3-1	0-0	0-0
McNeese State	9	6	3	.667	53	42	4-3	2-0	0-0
Middle Tennessee	1	1	0	1.000	10	7	0-0	0-0	1-0
Minnesota	10	7	3	.700	59	53	4-0	2-2	1-1
Mississippi College	4	2	2	.500	20	10	0-0	2-2	0-0
Mississippi State	**91**	**42**	**49**	**.462**	**537**	**563**	**19-18**	**16-23**	**7-8**
Miss. Valley State	**8**	**8**	**0**	**1.000**	**63**	**6**	**6-0**	**0-0**	**2-0**
Missouri	**26**	**15**	**11**	**.576**	**157**	**180**	**7-2**	**7-5**	**1-4**
Missouri Southern*	46	44	1	.967	471	145	43-0-1	1-1	0-0
Missouri State	**73**	**51**	**22**	**.699**	**477**	**331**	**34-10**	**17-11**	**0-1**
Missouri-St. Louis	2	2	0	1.000	25	4	2-0	0-0	0-0
Missouri Valley	1	1	0	1.000	7	1	1-0	0-0	0-0
Missouri Western	18	17	1	.944	157	37	17-1	0-0	0-0
Morningside	2	1	1	.500	41	17	1-1	0-0	0-0
Murray State	2	2	0	1.000	12	5	2-0	0-0	0-0
Navy	2	2	0	1.000	14	5	0-0	0-0	2-0
Nebraska	20	9	11	.450	96	107	8-7	1-3	0-1
Nebraska-Kearney	2	1	1	.500	5	4	1-1	0-0	0-0
Nevada	1	1	0	1.000	10	2	1-0	0-0	0-0
New Mexico	9	7	2	.778	43	24	3-1	1-0	3-1
New Mexico State	2	2	0	1.000	16	7	0-0	1-0	1-0
New Orleans	4	2	2	.500	25	16	2-0	0-1	0-1
Nicholls State	1	0	1	.000	3	5	0-0	0-1	0-0
North Carolina	1	1	0	1.000	7	3	0-0	0-0	1-0
North Dakota	3	3	0	1.000	36	7	3-0	0-0	0-0
North Dakota State	2	2	0	1.000	20	3	2-0	0-0	0-0
Northeastern State	27	25	2	.926	219	77	25-2	0-0	0-0
Northern Colorado	8	7	1	.875	61	28	7-1	0-0	0-0
Northern Illinois	3	3	0	1.000	34	10	3-0	0-0	0-0
Northern Iowa	5	5	0	1.000	62	9	5-0	0-0	0-0
North Texas	11	11	0	1.000	110	15	11-0	0-0	0-0
Northwestern State	19	17	2	.894	135	79	9-1	5-1	3-0
Northwest Mo. State*	11	9	1	.864	79	43	9-1-1	0-0	0-0
Northwood Institute	1	1	0	1.000	9	1	1-0	0-0	0-0
Notre Dame	3	2	1	.667	16	13	1-0	0-0	1-1
Ohio State	1	1	0	1.000	8	6	0-0	0-0	1-0
Oklahoma	25	14	11	.560	152	123	6-2	7-9	1-0
Oklahoma Baptist	9	6	3	.667	45	40	4-2	2-1	0-0
Oklahoma Christian	1	1	0	1.000	14	4	1-0	0-0	0-0
Oklahoma City	24	23	1	.958	217	82	15-0	8-1	0-0
Oklahoma State	**40**	**17**	**23**	**.425**	**231**	**277**	**8-9**	**7-9**	**2-5**
Ole Miss	**82**	**45**	**37**	**.549**	**484**	**418**	**20-17**	**20-16**	**5-4**
Omaha	2	0	2	.000	10	15	0-2	0-0	0-0
Oral Roberts	101	66	35	.653	686	469	35-14	28-20	3-1
Oregon State	3	2	1	.667	9	8	0-0	0-0	2-1
Pacific	1	0	1	.000	3	4	0-0	0-0	0-1
Pacific Lutheran	1	1	0	1.000	8	1	0-0	0-0	1-0
Penn State	1	1	0	1.000	2	1	0-0	0-0	1-0
Pepperdine	2	1	1	.500	8	8	0-0	0-0	1-1
Pittsburg State	15	15	0	1.000	111	27	11-0	4-0	0-0
Princeton	1	1	0	1.000	6	2	1-0	0-0	0-0
Rice*	**60**	**41**	**18**	**.692**	**332**	**218**	**23-4-1**	**16-11**	**2-3**
Saint Louis	9	9	0	1.000	127	46	8-0	1-0	0-0
Sam Houston State	2	2	0	1.000	10	5	0-0	0-0	2-0
San Diego State	9	8	1	.889	54	25	4-0	3-1	1-0
San Francisco	1	0	1	.000	1	2	0-0	0-0	0-1
San Jose State	2	2	0	1.000	19	12	0-0	2-0	0-0
Santa Clara	1	1	0	1.000	10	3	0-0	0-0	1-0
School of the Ozarks	9	8	1	.889	81	24	8-1	0-0	0-0
Siena	3	3	0	1.000	41	11	3-0	0-0	0-0
SIU-Edwardsville	2	1	1	.500	9	8	1-1	0-0	0-0
SMU	26	22	4	.846	135	71	11-0	11-4	0-0
South Alabama	5	3	2	.600	31	14	1-2	2-0	0-0
South Carolina	**66**	**37**	**29**	**.560**	**384**	**382**	**18-10**	**14-13**	**5-6**
South Dakota	6	6	0	1.000	48	6	6-0	0-0	0-0
South Dakota State	4	3	1	.750	56	10	3-1	0-0	0-0
SE Missouri State	11	6	5	.545	67	52	6-5	0-0	0-0
SE Oklahoma State	2	6	0	1.000	78	41	6-0	0-0	0-0
Southern California	1	0	1	.000	5	15	0-0	0-0	0-1
Southern Illinois	9	3	6	.333	28	54	3-6	0-0	0-0
Southern Miss	12	4	8	.333	63	87	2-1	2-7	0-0
Southwest Baptist	18	18	0	1.000	244	45	18-0	0-0	0-0
SW (Okla.) State	4	1	3	.250	15	21	1-3	0-0	0-0
Stanford	4	1	3	.250	14	21	0-0	0-1	1-2
St. Cloud State*	3	2	0	.833	34	30	2-0-1	0-0	0-0
St. Edwards	2	1	1	.500	15	14	0-0	0-1	1-0
Stephen F. Austin	7	7	0	1.000	66	21	6-0	0-0	1-0
St. John's	4	4	0	1.000	38	18	3-0	0-0	1-0
St. Mary's (Texas)	4	2	2	.500	13	8	0-0	2-2	0-0
St. Olaf	2	2	0	1.000	15	3	2-0	0-0	0-0
TCU	64	45	19	.703	414	320	25-2	19-17	1-0
Tennessee	58	32	26	.552	387	323	16-10	13-15	3-1
Texas	82	28	54	.341	335	542	12-15	13-28	3-11
Texas A&M	**74**	**36**	**38**	**.486**	**375**	**382**	**15-18**	**18-18**	**3-2**
Texas-Arlington	8	7	1	.875	53	20	0-0	4-1	3-0
Texas Lutheran	3	1	2	.333	12	14	0-0	1-1	0-1
Texas-Pan American	20	5	15	.250	71	100	1-0	4-11	0-4
Texas-San Antonio	13	10	3	.769	103	53	4-1	6-2	0-0
Texas State	1	1	0	1.000	6	5	1-0	0-0	0-0
Texas Tech	**57**	**43**	**14**	**.754**	**465**	**301**	**21-6**	**20-7**	**2-1**
Texas Wesleyan	7	6	1	.857	60	34	6-1	0-0	0-0
Trinity	4	2	2	.500	21	36	0-0	2-1	0-1
Troy	6	5	1	.833	64	31	3-0	2-1	0-0
Truman State	2	2	0	1.000	28	13	1-0	0-0	1-0
Tulane	3	2	1	.666	13	3	0-0	1-1	1-0
Tulsa	41	20	21	.488	221	211	13-7	7-14	0-0
UCF	1	0	1	.000	5	9	0-0	0-0	0-1
UCLA	2	0	2	.000	7	11	0-2	0-0	0-0
ULM	**14**	**7**	**7**	**.500**	**88**	**78**	**2-1**	**5-5**	**0-1**
Union	4	1	3	.250	11	18	1-1	0-2	0-0
UNLV	5	1	4	.250	30	36	1-1	0-3	0-0
Upper Iowa	3	2	1	.667	16	17	2-1	0-0	0-0
Utah	3	3	0	1.000	18	7	3-0	0-0	0-0
UT Martin	1	1	0	1.000	6	2	1-0	0-0	0-0
Valparaiso	4	3	1	.750	27	19	3-1	0-0	0-0
Vanderbilt	55	29	26	.527	320	292	16-10	13-11	0-5
Villanova	3	3	0	1.000	41	7	3-0	0-0	0-0
Virginia	4	1	3	.250	9	20	0-0	0-2	1-1
Washington	1	0	1	.000	2	5	0-0	0-0	0-1
Washington State	10	7	3	.700	55	48	5-2	0-0	2-1
Western Illinois	**7**	**6**	**1**	**.857**	**60**	**30**	**6-1**	**0-0**	**0-0**
Western Kentucky	2	2	0	1.000	13	5	2-0	0-0	0-0
Western Michigan	9	7	2	.778	99	54	2-0	0-0	5-2
West Texas State	2	0	2	.000	7	9	0-0	0-0	0-2
West Virginia	1	1	0	1.000	7	2	0-0	0-0	1-0
Wichita State	43	21	22	.488	214	227	13-2	7-17	1-3
William Carey	1	0	1	.000	0	1	0-0	0-1	0-0
William Jewell	13	10	3	.769	79	37	10-3	0-0	0-0
Wisconsin	9	8	1	.889	72	12	7-1	0-0	1-0
Wisconsin-Milwaukee	9	9	0	1.000	103	32	9-0	0-0	0-0
Wisconsin-Osh Kosh	10	9	1	.900	88	31	9-1	0-0	0-0
Wright State	3	3	0	1.000	21	11	3-0	0-0	0-0
Yankton	5	5	0	1.000	26	11	5-0	0-0	0-0
TOTALS	**2850**	**1792**	**1052**	**.630**	**18,700**	**13,783**	**1144-380**	**494-523**	**154-149**

** - includes one tie (Arkansas has six ties in program history), ^ - runs*
***Bold** indicates 2016 opponent*
Records since the 1960 season

ABILENE CHRISTIAN

Overall Series Record: 2-0
Record in Fayetteville, Ark.: 2-0

DATE	SITE	W/L	SCORE
4/6/71	Fayetteville, Ark.	W	4-3
4/6/71	Fayetteville, Ark.	W	11-1

AIR FORCE

Overall Series Record: 1-1
Record at Neutral Sites: 1-1

DATE	SITE	W/L	SCORE
3/26/68	San Antonio, Texas	L	0-1
2/15/02	Arlington, Texas	W	18-1

ALABAMA

Overall Series Record: 36-43
Record in Fayetteville, Ark.: 21-15
Record in Tuscaloosa, Ala.: 12-23
Record at Neutral Sites: 3-5

DATE	SITE	W/L	SCORE
5/2/92	Fayetteville, Ark.	L	2-11
5/2/92	Fayetteville, Ark.	L	3-4
5/3/92	Fayetteville, Ark.	W	7-3
5/8/93	Tuscaloosa, Ala.	L	2-4
5/8/93	Tuscaloosa, Ala.	W	8-1
5/9/93	Tuscaloosa, Ala.	L	1-10
5/6/94	Fayetteville, Ark.	W	6-5
5/7/94	Fayetteville, Ark.	W	14-6
5/8/94	Fayetteville, Ark.	W	7-3
5/5/95	Tuscaloosa, Ala.	W	12-4
5/6/95	Tuscaloosa, Ala.	W	9-3
5/7/95	Tuscaloosa, Ala.	L	4-7
5/19/95	Starkville, Miss.!	W	5-2
5/20/95	Starkville, Miss.!	L	7-8
5/3/96	Fayetteville, Ark.	W	9-3
5/4/96	Fayetteville, Ark.	L	3-7
5/5/96	Fayetteville, Ark.	L	2-3
4/25/97	Tuscaloosa, Ala.	L	10-11
4/26/97	Tuscaloosa, Ala.	L	2-13
4/3/98	Fayetteville, Ark.	W	11-8
4/4/98	Fayetteville, Ark.	L	1-9
4/5/98	Fayetteville, Ark.	L	3-5
4/23/99	Tuscaloosa, Ala.	L	3-8
4/24/99	Tuscaloosa, Ala.	L	8-15
4/25/99	Tuscaloosa, Ala.	L	8-9
5/23/99	Hoover, Ala.!	L	3-9
4/14/00	Fayetteville, Ark.	L	5-6
4/15/00	Fayetteville, Ark.	L	7-8
4/16/00	Fayetteville, Ark.	L	8-9
5/11/01	Tuscaloosa, Ala.	L	6-11
5/12/01	Tuscaloosa, Ala.	L	9-10
5/13/01	Tuscaloosa, Ala.	L	6-8
3/22/02	Fayetteville, Ark.	L	5-9
3/23/02	Fayetteville, Ark.	W	10-0
3/24/02	Fayetteville, Ark.	L	1-4
4/25/03	Tuscaloosa, Ala.	L	2-10
4/26/03	Tuscaloosa, Ala.	L	3-6
4/27/03	Tuscaloosa, Ala.	L	2-14
4/2/04	Fayetteville, Ark.	L	3-6
4/3/04	Fayetteville, Ark.	W	7-2
4/4/04	Fayetteville, Ark.	W	11-6
5/13/05	Tuscaloosa, Ala.	W	5-4
5/14/05	Tuscaloosa, Ala.	L	2-5
5/15/05	Tuscaloosa, Ala.	W	3-2
5/26/05	Hoover, Ala.!	L	4-5
5/5/06	Fayetteville, Ark.	W	4-3 (11)
5/6/06	Fayetteville, Ark.	W	13-6
5/7/06	Fayetteville, Ark.	W	5-3
5/25/06	Hoover, Ala.!	L	3-4
5/11/07	Tuscaloosa, Ala.	L	0-10
5/12/07	Tuscaloosa, Ala.	W	12-5
5/13/07	Tuscaloosa, Ala.	L	5-9
5/23/07	Hoover, Ala.!	W	6-0
5/2/08	Fayetteville, Ark.	L	7-11
5/3/08	Fayetteville, Ark.	L	6-11
5/4/08	Fayetteville, Ark.	W	5-4
5/8/09	Tuscaloosa, Ala.	L	1-2
5/9/09	Tuscaloosa, Ala.	L	6-8
5/10/09	Tuscaloosa, Ala.	L	5-6
3/26/10	Fayetteville, Ark.	W	9-8
3/27/10	Fayetteville, Ark.	W	4-3
3/28/10	Fayetteville, Ark.	W	10-5
4/1/11	Tuscaloosa, Ala.	L	3-5
4/2/11	Tuscaloosa, Ala.	L	3-5
4/3/11	Tuscaloosa, Ala.	W	4-3
5/25/11	Hoover, Ala.!	L	4-7
5/27/11	Hoover, Ala.!	W	4-1
3/16/12	Fayetteville, Ark.	W	4-3 (12)
3/17/12	Fayetteville, Ark.	W	8-4
3/18/12	Fayetteville, Ark.	W	7-4
4/4/13	Tuscaloosa, Ala.	W	3-1
4/5/13	Tuscaloosa, Ala.	W	6-0
4/6/13	Tuscaloosa, Ala.	L	0-5
3/21/14	Fayetteville, Ark.	L	9-17
3/22/14	Fayetteville, Ark.	W	2-1
3/23/14	Fayetteville, Ark.	W	1-0
4/30/15	Tuscaloosa, Ala.	W	5-1
5/1/15	Tuscaloosa, Ala.	W	8-4
5/2/15	Tuscaloosa, Ala.	W	4-0

ALABAMA A&M

Overall Series Record: 2-0
Record in Fayetteville, Ark.: 2-0

DATE	SITE	W/L	SCORE
3/12/13	Fayetteville, Ark.	W	20-2
3/13/13	Fayetteville, Ark.	W	13-0

ALBANY

Overall Series Record: 1-0
Record in Fayetteville, Ark.: 1-0

DATE	SITE	W/L	SCORE
6/1/07	Fayetteville, Ark.+	W	9-0

ALCORN STATE

Overall Series Record: 1-0
Record in Fayetteville, Ark.: 1-0

DATE	SITE	W/L	SCORE
4/16/08	Fayetteville, Ark.	W	9-1

AMERICAN CHRISTIAN

Overall Series Record: 1-3
Record in Fayetteville, Ark.: 1-3

DATE	SITE	W/L	SCORE
4/21/75	Fayetteville, Ark.	L	0-6
4/21/75	Fayetteville, Ark.	L	1-2
4/27/76	Fayetteville, Ark.	W	2-0
4/27/76	Fayetteville, Ark.	L	0-1

APPALACHIAN STATE

Overall Series Record: 3-0
Record in Fayetteville, Ark.: 3-0

DATE	SITE	W/L	SCORE
2/14/14	Fayetteville, Ark.	W	12-2
2/15/14	Fayetteville, Ark.	W	7-6
2/16/14	Fayetteville, Ark.	W	8-3

ARIZONA

Overall Series Record: 2-3
Record in Tucson, Ariz.: 1-2
Record at Neutral Sites: 1-1

DATE	SITE	W/L	SCORE
6/3/79	Omaha, Neb.+	W	10-3
2/18/88	Tucson, Ariz.	L	11-12
2/19/88	Tucson, Ariz.	L	3-4
2/20/88	Tucson, Ariz.	W	7-2
6/19/04	Omaha, Neb.+	L	2-7

ARIZONA STATE

Overall Series Record: 3-8
Record in Fayetteville, Ark.: 2-0
Record in Tempe, Ariz.: 0-5
Record at Neutral Sites: 1-3

DATE	SITE	W/L	SCORE
5/29/89	Waterbury, Conn.+	W	1-0
5/21/98	Wichita, Kan.+	L	4-8
3/11/08	Tempe, Ariz.	L	5-6
3/12/08	Tempe, Ariz.	L	4-7
4/7/09	Fayetteville, Ark.	W	7-3
4/8/09	Fayetteville, Ark.	W	8-7
6/12/10	Tempe, Ariz.+	L	6-7 (12)
6/13/10	Tempe, Ariz.+	L	5-7 (12)
6/5/11	Tempe, Ariz.+	L	4-13
2/28/13	Surprise, Ariz.	L	2-3
3/2/13	Surprise, Ariz.	L	1-3

AUBURN

Overall Series Record: 36-44
Record in Fayetteville, Ark.: 18-18
Record in Auburn, Ala.: 15-21
Record at Neutral Sites: 3-5

DATE	SITE	W/L	SCORE
4/11/92	Fayetteville, Ark.	W	9-7
4/11/92	Fayetteville, Ark.	W	4-1
4/12/92	Fayetteville, Ark.	L	4-14
4/17/93	Auburn, Ala.	W	8-7
4/17/93	Auburn, Ala.	L	1-6
4/18/93	Auburn, Ala.	L	3-8
5/21/93	Baton Rouge, La.!	L	1-3
4/15/94	Fayetteville, Ark.	W	7-6
4/16/94	Fayetteville, Ark.	L	3-6
4/17/94	Fayetteville, Ark.	W	10-0
5/19/94	Oxford, Miss.!	L	1-3
4/14/95	Auburn, Ala.	L	1-7
4/15/95	Auburn, Ala.	L	1-3
4/16/95	Auburn, Ala.	L	7-11
4/13/96	Fayetteville, Ark.	W	9-2
4/13/96	Fayetteville, Ark.	W	9-6
4/14/96	Fayetteville, Ark.	L	2-4
4/18/97	Auburn, Ala.	L	4-11
4/19/97	Auburn, Ala.	W	9-5
4/20/97	Auburn, Ala.	L	3-12
5/14/97	Columbus, Ga.!	L	3-7
4/10/98	Fayetteville, Ark.	L	2-11
4/11/98	Fayetteville, Ark.	L	5-6
4/12/98	Fayetteville, Ark.	W	4-2
5/17/98	Hoover, Ala.!	L	5-7
3/12/99	Auburn, Ala.	L	4-11
3/13/99	Auburn, Ala.	W	20-9
3/14/99	Auburn, Ala.	L	12-13
5/20/99	Hoover, Ala.!	L	2-3 (11)
5/22/99	Hoover, Ala.!	W	9-5
5/22/99	Hoover, Ala.!	W	9-6
3/17/00	Fayetteville, Ark.	L	6-11
3/18/00	Fayetteville, Ark.	L	7-10
3/19/00	Fayetteville, Ark.	L	11-21
4/13/01	Auburn, Ala.	L	1-10
4/14/01	Auburn, Ala.	L	4-11
4/15/01	Auburn, Ala.	L	5-10
5/17/02	Fayetteville, Ark.	W	18-5
5/18/02	Fayetteville, Ark.	L	3-7
5/19/02	Fayetteville, Ark.	W	4-1
5/23/02	Hoover, Ala.!	W	7-3
4/18/03	Auburn, Ala.	W	9-7
4/19/03	Auburn, Ala.	W	11-6
4/20/03	Auburn, Ala.	L	2-5
5/21/04	Fayetteville, Ark.	W	9-7
5/22/04	Fayetteville, Ark.	L	4-7
5/23/04	Fayetteville, Ark.	W	15-3
4/1/05	Auburn, Ala.	L	1-5
4/2/05	Auburn, Ala.	L	7-8
4/3/05	Auburn, Ala.	W	8-6
5/18/06	Fayetteville, Ark.	W	6-3
5/19/06	Fayetteville, Ark.	W	10-5
5/20/06	Fayetteville, Ark.	W	11-2
4/27/07	Auburn, Ala.	W	12-1
4/28/07	Auburn, Ala.	L	9-11
4/29/07	Auburn, Ala.	W	8-1
4/4/08	Fayetteville, Ark.	L	2-5
4/5/08	Fayetteville, Ark.	W	5-4
4/6/08	Fayetteville, Ark.	L	10-12 (10)
3/20/09	Auburn, Ala.	W	3-2
3/21/09	Auburn, Ala.	W	10-6
3/22/09	Auburn, Ala.	W	12-6
4/30/10	Fayetteville, Ark.	W	9-4
5/1/10	Fayetteville, Ark.	L	7-8
5/2/10	Fayetteville, Ark.	L	2-13
3/18/11	Auburn, Ala.	W	6-5 (11)
3/19/11	Auburn, Ala.	L	5-9
3/20/11	Auburn, Ala.	L	7-8
5/10/12	Fayetteville, Ark.	L	2-3 (10)
5/11/12	Fayetteville, Ark.	W	5-4
5/12/12	Fayetteville, Ark.	L	5-12
5/16/13	Auburn, Ala.	L	0-3
5/17/13	Auburn, Ala.	W	1-0
5/1/8/13	Auburn, Ala.	L	6-11
4/25/14	Fayetteville, Ark.	L	1-2
4/26/14	Fayetteville, Ark.	W	4-3 (10)
4/26/14	Fayetteville, Ark.	L	2-7
4/3/15	Auburn, Ala.	W	10-7
4/4/15	Auburn, Ala.	L	2-3
4/5/15	Auburn, Ala.	W	6-4

BAKER
Overall Series Record: 7-1
Record in Fayetteville, Ark.: 7-1

DATE	SITE	W/L	SCORE
3/17/75	Fayetteville, Ark.	W	3-2
3/17/75	Fayetteville, Ark.	L	0-2
3/10/76	Fayetteville, Ark.	W	11-0
3/11/76	Fayetteville, Ark.	W	9-7
3/7/77	Fayetteville, Ark.	W	6-0
3/7/77	Fayetteville, Ark.	W	11-1
3/13/80	Fayetteville, Ark.	W	16-2
3/13/80	Fayetteville, Ark.	W	9-4

BALL STATE
Overall Series Record: 2-1
Record in Fayetteville, Ark.: 2-1

DATE	SITE	W/L	SCORE
2/19/10	Fayetteville, Ark.	W	10-2
2/20/10	Fayetteville, Ark.	L	2-5
2/21/10	Fayetteville, Ark.	W	9-3

BAYLOR
Overall Series Record: 38-28
Record in Fayetteville, Ark.: 22-7
Record in Waco, Texas: 14-19
Record at Neutral Sites: 2-2

DATE	SITE	W/L	SCORE
4/14/60	Monroe, La.	W	8-0
4/6/61	Waco, Texas	L	2-16
4/6/61	Waco, Texas	L	1-5
4/19/62	Monroe, La.	L	0-5
3/21/66	Waco, Texas	L	7-13
3/8/74	Waco, Texas	L	6-7
3/9/74	Waco, Texas	L	2-7
3/9/74	Waco, Texas	L	0-9
3/7/75	Fayetteville, Ark.	L	2-11
3/8/75	Fayetteville, Ark.	W	5-4
3/8/75	Fayetteville, Ark.	W	7-4
4/9/76	Waco, Texas	L	0-5
4/10/76	Waco, Texas	L	0-2
4/10/76	Waco, Texas	L	2-5
4/8/77	Fayetteville, Ark.	L	3-5
4/9/77	Fayetteville, Ark.	W	5-2
4/9/77	Fayetteville, Ark.	W	6-1
3/17/78	Waco, Texas	L	11-12
3/18/78	Waco, Texas	W	7-6
3/18/78	Waco, Texas	L	8-9
5/12/78	Austin, Texas!	L	0-1
3/16/79	Fayetteville, Ark.	W	12-1
3/17/79	Fayetteville, Ark.	W	5-1
3/17/79	Fayetteville, Ark.	L	0-4
5/12/79	Austin, Texas!	W	6-1
4/18/80	Waco, Texas	L	1-2
4/19/80	Waco, Texas	W	3-2
4/19/80	Waco, Texas	W	7-6
3/20/81	Fayetteville, Ark.	W	11-3
3/21/81	Fayetteville, Ark.	W	3-1
3/21/81	Fayetteville, Ark.	W	12-0
3/19/82	Waco, Texas	W	8-2
3/20/82	Waco, Texas	W	8-7
3/20/82	Waco, Texas	L	4-5 (10)
3/11/83	Fayetteville, Ark.	W	8-5
3/12/83	Fayetteville, Ark.	W	5-3
3/12/83	Fayetteville, Ark.	L	2-3
3/16/84	Waco, Texas	W	10-9
3/17/84	Waco, Texas	L	7-8
3/17/84	Waco, Texas	W	10-3
4/26/85	Fayetteville, Ark.	L	6-7
4/27/85	Fayetteville, Ark.	W	5-4
4/27/85	Fayetteville, Ark.	L	8-11
5/17/85	Fayetteville, Ark.!	W	6-4
4/25/86	Waco, Texas	L	8-10
4/26/86	Waco, Texas	L	4-6
4/26/86	Waco, Texas	W	10-7
4/17/87	Fayetteville, Ark.	W	5-3
4/18/87	Fayetteville, Ark.	W	8-0
4/18/87	Fayetteville, Ark.	W	6-5
4/22/88	Waco, Texas	W	4-2
4/23/88	Waco, Texas	L	5-7
4/23/88	Waco, Texas	W	11-10
4/14/89	Fayetteville, Ark.	W	8-4
4/15/89	Fayetteville, Ark.	W	9-1
4/15/89	Fayetteville, Ark.	W	10-3
4/13/90	Waco, Texas	W	13-3
4/14/90	Waco, Texas	L	1-2
4/14/90	Waco, Texas	W	3-2
4/19/91	Fayetteville, Ark.	W	13-5
4/20/91	Fayetteville, Ark.	W	7-6
4/20/91	Fayetteville, Ark.	L	6-7
3/10/98	Fayetteville, Ark.	W	9-1
6/9/12	Waco, Texas+	L	1-8
6/10/12	Waco, Texas+	W	5-4
6/11/12	Waco, Texas+	W	1-0 (10)

BELHAVEN
Overall Series Record: 2-1
Record in Jackson, Miss.: 2-1

DATE	SITE	W/L	SCORE
3/25/69	Jackson, Miss.	L	2-7
3/26/69	Jackson, Miss.	W	4-2
3/27/69	Jackson, Miss.	W	4-2

BENEDICTINE
Overall Series Record: 1-0
Record in Fayetteville, Ark.: 1-0

DATE	SITE	W/L	SCORE
3/9/88	Fayetteville, Ark.	W	9-0

BINGHAMTON
Overall Series Record: 3-0
Record in Fayetteville, Ark.: 3-0

DATE	SITE	W/L	SCORE
3/9/12	Fayetteville, Ark.	W	4-0
3/10/12	Fayetteville, Ark.	W	5-3
3/11/12	Fayetteville, Ark.	W	6-0

BRYANT
Overall Series Record: 1-1
Record at Neutral Sites: 1-1

DATE	SITE	W/L	SCORE
5/31/13	Manhattan, Kan.+	L	1-4
6/2/13	Manhattan, Kan.+	W	12-3

BUCKNELL
Overall Series Record: 2-0
Record at Neutral Sites: 2-0

DATE	SITE	W/L	SCORE
5/31/03	Austin, Texas+	W	10-7
6/1/14	Charlottesville, Va.+	W	10-0

BUENA VISTA
Overall Series Record: 14-8
Record in Fayetteville, Ark.: 13-8
Record at Neutral Sites: 1-0

DATE	SITE	W/L	SCORE
1960	Fayetteville, Ark.	W	10-4
1960	Fayetteville, Ark.	L	1-3
3/27/61	Fayetteville, Ark.	L	6-10
3/29/61	Fayetteville, Ark.	W	2-0
3/26/62	Fayetteville, Ark.	L	4-8
3/27/62	Fayetteville, Ark.	L	7-8
3/28/62	Fayetteville, Ark.	W	5-4
3/25/63	Fayetteville, Ark.	W	9-1
3/25/63	Fayetteville, Ark.	W	8-7
3/26/63	Fayetteville, Ark.	W	11-10
3/23/64	Fayetteville, Ark.	L	5-6
3/24/64	Fayetteville, Ark.	L	13-16
3/31/66	Fayetteville, Ark.	L	0-3
4/1/66	Fayetteville, Ark.	W	16-13
3/21/67	Fayetteville, Ark.	W	6-1
3/21/67	Fayetteville, Ark.	W	4-3
3/22/67	Fayetteville, Ark.	L	3-6
4/1/69	Fayetteville, Ark.	W	16-4
4/1/69	Fayetteville, Ark.	W	14-1
3/25/71	Fayetteville, Ark.	W	5-1
3/25/71	Fayetteville, Ark.	W	3-2
3/31/72	Tulsa, Okla.	W	1-0

BYU
Overall Series Record: 2-1
Record in Fayetteville, Ark.: 2-0
Record at Neutral Sites: 0-1

DATE	SITE	W/L	SCORE
3/13/90	Fresno, Calif.	L	5-6
2/28/12	Fayetteville, Ark.	W	5-0
2/29/12	Fayetteville, Ark.	W	8-1

CALIFORNIA
Overall Series Record: 4-5
Record in Fayetteville, Ark.: 2-1
Record in Berkeley, Calif.: 2-3
Record at Neutral Sites: 0-1

DATE	SITE	W/L	SCORE
5/24/80	Tulsa, Okla.+	L	1-7
3/6/09	Fayetteville, Ark.	W	5-4 (10)
3/7/09	Fayetteville, Ark.	L	6-12
3/8/09	Fayetteville, Ark.	W	13-3
3/5/10	Berkeley, Calif.	W	7-3
3/6/10	Berkeley, Calif.	W	9-5
3/7/10	Berkeley, Calif.	L	0-6
3/9/14	Berkeley, Calif.	L	3-4
3/9/14	Berkeley, Calif.	L	1-2

CAL STATE FULLERTON
Overall Series Record: 1-3
Record at Neutral Sites: 1-3

DATE	SITE	W/L	SCORE
6/6/79	Omaha, Neb.+	L	10-13
6/8/79	Omaha, Neb.+	L	1-2
3/7/93	Minneapolis, Minn.	L	5-6
6/13/09	Omaha, Neb.+	W	10-6

CAL STATE NORTHRIDGE
Overall Series Record: 3-0
Record in Fayetteville, Ark.: 3-0

DATE	SITE	W/L	SCORE
3/10/06	Fayetteville, Ark.	W	6-5
3/11/06	Fayetteville, Ark.	W	8-1
3/12/06	Fayetteville, Ark.	W	8-6

CARTHAGE
Overall Series Record: 1-0-1
Record in Fayetteville, Ark.: 1-0-1

DATE	SITE	W/L	SCORE
1971	Fayetteville, Ark.	W	8-1
1971	Fayetteville, Ark.	T	2-2

CENTENARY
Overall Series Record: 32-8
Record in Fayetteville, Ark.: 20-4
Record in Shreveport, La.: 12-4

DATE	SITE	W/L	SCORE
1960	Shreveport, La.	L	12-13
1960	Shreveport, La.	L	2-3
4/14/61	Fayetteville, Ark.	W	10-2
4/27/62	Shreveport, La.	W	6-2
4/28/62	Shreveport, La.	W	7-2
4/8/63	Fayetteville, Ark.	L	6-7
4/9/63	Fayetteville, Ark.	W	3-2
4/3/64	Shreveport, La.	W	8-4
4/4/64	Shreveport, La.	L	7-8
4/10/65	Fayetteville, Ark.	L	7-10
4/10/65	Fayetteville, Ark.	L	4-8
4/16/66	Shreveport, La.	W	4-2
4/16/66	Shreveport, La.	W	3-2
4/1/80	Fayetteville, Ark.	W	2-1
4/1/80	Fayetteville, Ark.	W	7-5
3/20/88	Shreveport, La.	W	12-2
4/8/90	Fayetteville, Ark.	W	9-5
3/17/91	Shreveport, La.	W	7-3
4/21/92	Fayetteville, Ark.	W	9-8 (10)
3/5/94	Fayetteville, Ark.	W	11-5
3/6/94	Fayetteville, Ark.	W	13-1
3/31/99	Fayetteville, Ark.	W	18-2
2/29/00	Fayetteville, Ark.	W	7-6 (10)
3/1/00	Fayetteville, Ark.	W	21-9
3/21/01	Shreveport, La.	W	5-0
3/26/02	Fayetteville, Ark.	W	16-4
3/27/02	Fayetteville, Ark.	W	10-2
3/19/03	Shreveport, La.	W	14-9
3/16/04	Fayetteville, Ark.	W	10-9
3/17/04	Fayetteville, Ark.	W	15-3
3/22/05	Shreveport, La.	W	10-1
3/23/05	Shreveport, La.	W	14-1
3/21/06	Fayetteville, Ark.	W	10-2
3/22/06	Fayetteville, Ark.	W	8-5
3/21/07	Shreveport, La.	W	16-14
3/25/08	Fayetteville, Ark.	W	9-0
3/26/08	Fayetteville, Ark.	L	1-5
3/10/09	Shreveport, La.	L	3-8
3/30/10	Fayetteville, Ark.	W	18-2
3/31/10	Fayetteville, Ark.	W	9-4

CENTRAL MICHIGAN
Overall Series Record: 2-0
Record in Fayetteville, Ark.: 2-0

DATE	SITE	W/L	SCORE
3/24/98	Fayetteville, Ark.	W	4-2
3/25/98	Fayetteville, Ark.	W	7-2

CENTRAL MISSOURI
Overall Series Record: 9-0
Record in Fayetteville, Ark.: 9-0

DATE	SITE	W/L	SCORE
4/29/64	Fayetteville, Ark.	W	7-5
4/29/64	Fayetteville, Ark.	W	10-9
3/15/83	Fayetteville, Ark.	W	7-5
3/15/83	Fayetteville, Ark.	W	5-0
3/16/83	Fayetteville, Ark.	W	12-3
3/16/83	Fayetteville, Ark.	W	8-1
2/28/92	Fayetteville, Ark.	W	9-1
3/8/95	Fayetteville, Ark.	W	9-8
3/4/97	Fayetteville, Ark.	W	22-6

CENTRAL OKLAHOMA
Overall Series Record: 1-0
Record in Fayetteville, Ark.: 1-0

DATE	SITE	W/L	SCORE
4/8/91	Fayetteville, Ark.	W	6-2

CHARLOTTE
Overall Series Record: 1-1
Record at Neutral Sites: 1-1

DATE	SITE	W/L	SCORE
6/3/11	Tempe, Ariz.+	L	2-3
6/5/11	Tempe, Ariz.+	W	11-3

CLEMSON
Overall Series Record: 3-3
Record in Fayetteville, Ark.: 0-1
Record in Clemson, S.C.: 1-2
Record at Neutral Sites: 2-0

DATE	SITE	W/L	SCORE
5/23/87	Huntsville, Ala.+	W	6-5 (10)
5/24/87	Huntsville, Ala.+	W	4-2
5/29/99	Fayetteville, Ark.+	L	4-12
6/7/02	Clemson, S.C.+	W	9-6
6/8/02	Clemson, S.C.+	L	7-8
6/9/02	Clemson, S.C.+	L	4-7

COASTAL CAROLINA
Overall Series Record: 1-2
Record in Fayetteville, Ark.: 1-2

DATE	SITE	W/L	SCORE
5/20/83	Fayetteville, Ark.	L	3-5
5/21/83	Fayetteville, Ark.	L	7-13
5/21/83	Fayetteville, Ark.	W	6-4

COLORADO
Overall Series Record: 2-0
Record in Fayetteville, Ark.: 2-0

DATE	SITE	W/L	SCORE
1960	Fayetteville, Ark.	W	17-2
1960	Fayetteville, Ark.	W	8-2

CREIGHTON
Overall Series Record: 9-5
Record in Fayetteville, Ark.: 4-1
Record in Omaha, Neb.: 5-4

DATE	SITE	W/L	SCORE
5/7/71	Omaha, Neb.	L	4-6
5/7/71	Omaha, Neb.	W	2-0
5/8/71	Omaha, Neb.	L	2-3
5/8/71	Omaha, Neb.	L	1-2
4/27/73	Omaha, Neb.	W	5-1
4/27/73	Omaha, Neb.	W	11-2
4/28/73	Omaha, Neb.	W	3-1
4/28/73	Omaha, Neb.	L	2-6
3/6/74	Fayetteville, Ark.	L	1-12
3/6/74	Fayetteville, Ark.	W	12-4
3/13/77	Fayetteville, Ark.	W	8-0
2/11/03	Fayetteville, Ark.	W	9-5
6/3/07	Fayetteville, Ark.+	W	6-0
5/12/15	Omaha, Neb.	W	6-2

DALLAS BAPTIST
Overall Series Record: 11-7
Record in Fayetteville, Ark.: 9-5
Record in Dallas, Texas: 1-0
Record at Neutral Sites: 1-2

DATE	SITE	W/L	SCORE
4/30/82	Fayetteville, Ark.	W	4-2
4/30/82	Fayetteville, Ark.	W	6-1
5/1/82	Fayetteville, Ark.	L	1-3
5/1/82	Fayetteville, Ark.	W	7-2
4/29/83	Fort Smith, Ark.	L	9-19
4/30/83	Fayetteville, Ark.	W	8-4
4/30/83	Fayetteville, Ark.	W	8-7
3/19/84	Fayetteville, Ark.	W	8-2
3/20/84	Fayetteville, Ark.	L	3-6
3/20/84	Fayetteville, Ark.	W	3-0
3/28/88	Fayetteville, Ark.	L	6-9
4/10/89	Fayetteville, Ark.	L	8-10
4/16/90	Fayetteville, Ark.	W	10-6
4/22/91	Fayetteville, Ark.	L	4-7
4/23/92	Fayetteville, Ark.	W	13-3
2/14/99	Lafayette, La.	L	8-10
2/11/05	Dallas, Texas	W	13-3
2/12/05	Arlington, Texas	W	8-1

DELAWARE
Overall Series Record: 3-0
Record in Fayetteville, Ark.: 1-0
Record at Neutral Sites: 2-0

DATE	SITE	W/L	SCORE
5/26/79	Tallahassee, Fla.+	W	8-6
5/27/79	Tallahassee, Fla.+	W	4-3
5/28/99	Fayetteville, Ark.+	W	10-6

DELAWARE STATE
Overall Series Record: 3-0
Record in Fayetteville, Ark.: 3-0

DATE	SITE	W/L	SCORE
2/18/11	Fayetteville, Ark.	W	5-0
2/19/11	Fayetteville, Ark.	W	9-2
2/20/11	Fayetteville, Ark.	W	10-0

DELTA STATE
Overall Series Record: 2-3
Record in Cleveland, Miss.: 2-3

DATE	SITE	W/L	SCORE
4/19/63	Cleveland, Miss.	W	5-2
4/20/63	Cleveland, Miss.	L	2-10
4/21/65	Cleveland, Miss.	L	1-5
4/22/65	Cleveland, Miss.	L	7-12
4/17/67	Cleveland, Miss.	W	12-9

DRAKE
Overall Series Record: 5-1
Record in Fayetteville, Ark.: 5-1

DATE	SITE	W/L	SCORE
3/17/71	Fayetteville, Ark.	W	6-2
3/17/71	Fayetteville, Ark.	L	6-7
3/18/72	Fayetteville, Ark.	W	9-4
3/18/72	Fayetteville, Ark.	W	4-2
3/22/73	Fayetteville, Ark.	W	11-10
3/22/73	Fayetteville, Ark.	W	3-2

EASTERN ILLINOIS
Overall Series Record: 24-1
Record in Fayetteville, Ark.: 24-1

DATE	SITE	W/L	SCORE
3/22/84	Fayetteville, Ark.	W	6-0
3/22/84	Fayetteville, Ark.	W	16-2
3/13/93	Fayetteville, Ark.	W	8-3
3/14/93	Fayetteville, Ark.	W	8-7
3/14/93	Fayetteville, Ark.	W	7-1
2/20/98	Fayetteville, Ark.	W	16-0
2/21/98	Fayetteville, Ark.	L	4-5
2/22/98	Fayetteville, Ark.	W	8-1
2/26/99	Fayetteville, Ark.	W	8-3
2/27/99	Fayetteville, Ark.	W	17-2
2/28/99	Fayetteville, Ark.	W	10-3
2/23/01	Fayetteville, Ark.	W	6-2
2/25/01	Fayetteville, Ark.	W	10-4
2/25/01	Fayetteville, Ark.	W	17-4
2/14/03	Fayetteville, Ark.	W	5-1
2/15/03	Fayetteville, Ark.	W	17-3
3/11/05	Fayetteville, Ark.	W	17-2
3/12/05	Fayetteville, Ark.	W	12-1
3/13/05	Fayetteville, Ark.	W	6-0
2/21/14	Fayetteville, Ark.	W	6-2
2/22/14	Fayetteville, Ark.	W	8-3
2/23/14	Fayetteville, Ark.	W	8-3
3/2/15	Fayetteville, Ark.	W	4-1
3/2/15	Fayetteville, Ark.	W	8-1
3/3/15	Fayetteville, Ark.	W	7-0

EASTERN KENTUCKY
Overall Series Record: 1-0
Record at Neutral Sites: 1-0

DATE	SITE	W/L	SCORE
5/23/85	Tallahassee, Fla.+	W	20-13

EASTERN MICHIGAN
Overall Series Record: 14-1
Record in Fayetteville, Ark.: 7-0
Record at Neutral Sites: 7-1

DATE	SITE	W/L	SCORE
3/23/77	Fayetteville, Ark.	W	4-3
3/23/77	Fayetteville, Ark.	W	8-1
3/26/79	Fayetteville, Ark.	W	6-2
3/26/79	Fayetteville, Ark.	W	1-0
3/27/79	Fayetteville, Ark.	W	6-0
3/1/81	Lakeland, Fla.	W	17-10
3/3/81	Lakeland, Fla.	L	5-7
3/6/81	Lakeland, Fla.	W	6-2
3/6/81	Lakeland, Fla.	W	9-8
2/25/84	Lakeland, Fla.	W	3-2
2/29/84	Lakeland, Fla.	W	8-1
3/2/84	Lakeland, Fla.	W	4-1
3/16/90	Fresno, Calif.	W	6-4
3/11/91	Fayetteville, Ark.	W	6-5
3/12/91	Fayetteville, Ark.	W	12-4

EAST TEXAS BAPTIST
Overall Series Record: 0-2
Record in Marshall, Texas: 0-2

DATE	SITE	W/L	SCORE
3/23/68	Marshall, Texas	L	0-4
3/23/68	Marshall, Texas	L	1-2

ECKERD
Overall Series Record: 1-0
Record at Neutral Sites: 1-0

DATE	SITE	W/L	SCORE
3/3/89	Lakeland, Fla.	W	8-2

EMPORIA STATE
Overall Series Record: 8-5
Record in Fayetteville, Ark.: 5-1
Record in Emporia, Kan.: 2-4
Record at Neutral Sites: 1-0

DATE	SITE	W/L	SCORE
1960	Fayetteville, Ark.	W	19-11
1960	Fayetteville, Ark.	W	11-4
4/19/61	Emporia, Kan.	L	2-4
4/20/61	Chanute, Kan.	W	15-10
4/13/62	Fayetteville, Ark.	W	6-2
4/14/62	Fayetteville, Ark.	W	12-3
4/3/63	Emporia, Kan.	W	12-8
4/3/63	Emporia, Kan.	L	2-18
4/13/64	Fayetteville, Ark.	W	8-3
4/13/64	Fayetteville, Ark.	L	6-10
4/6/65	Emporia, Kan.	L	4-8
1967	Emporia, Kan.	W	8-5
1967	Emporia, Kan.	L	4-5

EVANGEL
Overall Series Record: 20-0
Record in Fayetteville, Ark.: 12-0
Record in Springfield, Mo.: 8-0

DATE	SITE	W/L	SCORE
1968	Fayetteville, Ark.	W	3-1
1968	Fayetteville, Ark.	W	2-1
5/3/69	Springfield, Mo.	W	3-0
5/3/69	Springfield, Mo.	W	18-0
5/12/70	Springfield, Mo.	W	10-0
5/12/70	Springfield, Mo.	W	6-0
5/5/71	Springfield, Mo.	W	12-1
5/5/71	Springfield, Mo.	W	13-0
1973	Fayetteville, Ark.	W	5-4
1973	Fayetteville, Ark.	W	11-0
4/15/74	Springfield, Mo.	W	6-4
4/15/74	Springfield, Mo.	W	5-3

3/16/82	Fayetteville, Ark.	W	5-1
3/16/82	Fayetteville, Ark.	W	4-1
4/7/87	Fayetteville, Ark.	W	16-2
4/5/88	Fayetteville, Ark.	W	13-8
4/5/89	Fayetteville, Ark.	W	6-4
3/27/90	Fayetteville, Ark.	W	8-3
4/2/91	Fayetteville, Ark.	W	10-0
3/30/92	Fayetteville, Ark.	W	10-0

EVANSVILLE

Overall Series Record: 9-2
Record in Fayetteville, Ark.: 9-2

DATE	SITE	W/L	SCORE
3/23/86	Fayetteville, Ark.	W	18-8
3/24/86	Fayetteville, Ark.	W	4-0
3/25/86	Fayetteville, Ark.	W	9-8
2/24/95	Fayetteville, Ark.	W	8-5
2/25/95	Fayetteville, Ark.	W	6-5
2/26/95	Fayetteville, Ark.	L	2-3
3/6/01	Fayetteville, Ark.	L	1-4
3/7/01	Fayetteville, Ark.	W	5-1
2/22/13	Fayetteville, Ark.	W	10-4
2/23/13	Fayetteville, Ark.	W	5-2
2/24/13	Fayetteville, Ark.	W	10-2

FLORIDA

Overall Series Record: 28-27
Record in Fayetteville, Ark.: 13-8
Record in Gainesville, Fla.: 11-16
Record at Neutral Sites: 4-3

DATE	SITE	W/L	SCORE
5/26/79	Tallahassee, Fla.+	W	9-1
4/8/94	Gainesville, Fla.	L	2-5
4/9/94	Gainesville, Fla.	L	7-8
4/10/94	Gainesville, Fla.	L	2-3 (11)
4/7/95	Fayetteville, Ark.	W	5-4
4/8/95	Fayetteville, Ark.	W	13-5
4/9/95	Fayetteville, Ark.	L	2-5
5/1/98	Fayetteville, Ark.	L	6-7
5/2/98	Fayetteville, Ark.	L	9-13
5/3/98	Fayetteville, Ark.	W	4-3
4/2/99	Gainesville, Fla.	W	8-1
4/3/99	Gainesville, Fla.	W	6-5
4/4/99	Gainesville, Fla.	W	10-5
3/24/00	Fayetteville, Ark.	L	7-8 (11)
3/25/00	Fayetteville, Ark.	L	7-8 (10)
3/26/00	Fayetteville, Ark.	L	4-7
3/23/01	Gainesville, Fla.	L	4-7
3/24/01	Gainesville, Fla.	L	4-8
3/25/01	Gainesville, Fla.	L	1-4
3/19/04	Gainesville, Fla.	L	1-11
3/20/04	Gainesville, Fla.	W	8-2
3/21/04	Gainesville, Fla.	L	6-7 (10)
5/6/05	Fayetteville, Ark.	W	4-1
5/7/05	Fayetteville, Ark.	W	3-2 (10)
5/8/05	Fayetteville, Ark.	L	10-11
5/25/05	Hoover, Ala.!	L	8-9
3/17/06	Gainesville, Fla.	L	3-6
3/18/06	Gainesville, Fla.	W	4-2
3/19/06	Gainesville, Fla.	L	7-8
4/14/07	Fayetteville, Ark.	W	14-3
4/14/07	Fayetteville, Ark.	W	7-1
4/15/07	Fayetteville, Ark.	W	10-7
4/11/08	Gainesville, Fla.	W	2-1
4/12/08	Gainesville, Fla.	L	1-6
4/13/08	Gainesville, Fla.	W	10-4
3/13/09	Fayetteville, Ark.	W	11-4
3/14/09	Fayetteville, Ark.	W	8-4
3/15/09	Fayetteville, Ark.	W	4-2
5/20/09	Hoover, Ala.!	W	8-5
5/22/09	Hoover, Ala.!	W	10-7
4/23/10	Gainesville, Fla.	W	8-3
4/24/10	Gainesville, Fla.	L	2-8
4/25/10	Gainesville, Fla.	L	1-2
5/27/10	Hoover, Ala.!	L	4-5
5/5/11	Fayetteville, Ark.	W	4-3
5/6/11	Fayetteville, Ark.	W	5-3
5/7/11	Fayetteville, Ark.	L	3-5
4/27/12	Gainesville, Fla.	L	2-3
4/28/12	Gainesville, Fla.	W	5-1
4/29/12	Gainesville, Fla.	W	3-1 (10)
4/14/14	Gainesville, Fla.	L	1-2
4/15/14	Gainesville, Fla.	L	0-1
3/16/14	Gainesville, Fla.	W	9-3
5/20/15	Hoover, Ala.!	W	7-6
5/22/15	Hoover, Ala.!	L	0-10

FLORIDA SOUTHERN

Overall Series Record: 2-1
Record in Lakeland, Fla.: 2-1

DATE	SITE	W/L	SCORE
3/4/81	Lakeland, Fla.	L	3-5
3/5/81	Lakeland, Fla.	W	13-3
3/1/84	Lakeland, Fla.	W	5-1

FLORIDA STATE

Overall Series Record: 5-0
Record in Fayetteville, Ark.: 2-0
Record in Tallahassee, Fla.: 3-0

DATE	SITE	W/L	SCORE
5/25/85	Tallahassee, Fla.+	W	7-6
6/11/04	Fayetteville, Ark.+	W	7-5
6/12/04	Fayetteville, Ark.+	W	4-2
6/5/09	Tallahassee, Fla.+	W	7-2
6/6/09	Tallahassee, Fla.+	W	9-8

FORDHAM

Overall Series Record: 0-1
Record at Neutral Sites: 0-1

DATE	SITE	W/L	SCORE
5/25/90	Wichita, Kan.+	L	5-8

FRESNO STATE

Overall Series Record: 1-0
Record in Fresno, Calif.: 1-0

DATE	SITE	W/L	SCORE
3/17/90	Fresno, Calif.	W	6-4

GEORGE MASON

Overall Series Record: 2-0
Record at Neutral Sites: 2-0

DATE	SITE	W/L	SCORE
5/24/85	Tallahassee, Fla.+	W	13-9
2/10/06	Mobile, Ala.	W	4-1

GEORGE WASHINGTON

Overall Series Record: 3-0
Record at Neutral Sites: 3-0

DATE	SITE	W/L	SCORE
5/25/79	Tallahassee, Fla.+	W	12-11
5/26/89	Waterbury, Conn.+	W	8-2
3/12/90	Fresno, Calif.	W	5-1

GEORGIA

Overall Series Record: 30-21
Record in Fayetteville, Ark.: 17-7
Record in Athens, Ga.: 12-13
Record at Neutral Sites: 1-1

DATE	SITE	W/L	SCORE
5/31/87	Omaha, Neb.+	W	5-4
3/21/92	Athens, Ga.	W	1-0
3/21/92	Athens, Ga.	W	5-3
3/27/93	Fayetteville, Ark.	W	7-2
3/27/93	Fayetteville, Ark.	W	11-1
3/28/93	Fayetteville, Ark.	W	5-4 (10)
4/5/96	Athens, Ga.	L	3-7
4/6/96	Athens, Ga.	W	4-3
4/7/96	Athens, Ga.	L	6-7
4/5/97	Fayetteville, Ark.	W	11-2
4/5/97	Fayetteville, Ark.	W	15-6
4/6/97	Fayetteville, Ark.	W	17-8
4/21/00	Athens, Ga.	L	2-10
4/22/00	Athens, Ga.	L	8-14
4/23/00	Athens, Ga.	L	5-15
3/16/01	Fayetteville, Ark.	W	8-5
3/17/01	Fayetteville, Ark.	W	20-3
3/18/01	Fayetteville, Ark.	L	6-7
3/15/02	Athens, Ga.	L	3-10
3/16/02	Athens, Ga.	L	4-8
3/17/02	Athens, Ga.	W	16-12 (10)
4/4/03	Fayetteville, Ark.	W	9-4
4/5/03	Fayetteville, Ark.	W	14-3
4/6/03	Fayetteville, Ark.	L	4-10
3/24/06	Fayetteville, Ark.	L	0-2
3/25/06	Fayetteville, Ark.	L	7-8
3/26/06	Fayetteville, Ark.	W	5-4 (10)
4/20/07	Athens, Ga.	L	1-6
4/21/07	Athens, Ga.	W	7-6 (10)
4/22/07	Athens, Ga.	W	9-3
3/14/08	Fayetteville, Ark.	W	5-1
3/15/08	Fayetteville, Ark.	L	11-15
3/16/08	Fayetteville, Ark.	L	2-13
4/17/09	Athens, Ga.	L	3-4
4/18/09	Athens, Ga.	L	3-4
4/19/09	Athens, Ga.	W	2-0
5/21/09	Hoover, Ala.!	L	1-2 (10)
4/16/10	Fayetteville, Ark.	W	10-2
4/17/10	Fayetteville, Ark.	W	10-2
4/18/10	Fayetteville, Ark.	W	13-5
4/29/11	Athens, Ga.	W	10-4
4/30/11	Athens, Ga.	L	0-3
5/1/11	Athens, Ga.	L	5-6
4/6/12	Fayetteville, Ark.	L	2-4
4/7/12	Fayetteville, Ark.	W	8-3
4/8/12	Fayetteville, Ark.	W	8-0
4/26/13	Athens, Ga.	W	2-0
4/27/13	Athens, Ga.	W	2-1
5/14/15	Athens, Ga.	L	1-10
5/15/15	Athens, Ga.	W	9-0
5/16/15	Athens, Ga.	W	8-1

GEORGIA TECH

Overall Series Record: 1-2
Record at Neutral Sites: 1-2

DATE	SITE	W/L	SCORE
5/26/85	Tallahassee, Fla.+	W	7-5
3/6/93	Minneapolis, Minn.	L	2-3
5/23/98	Wichita, Kan.+	L	0-2

GONZAGA

Overall Series Record: 3-4
Record in Fayetteville, Ark.: 2-2
Record in Seattle, Wash.: 0-1
Record at Neutral Sites: 1-1

DATE	SITE	W/L	SCORE
3/14/90	Fresno, Calif.	W	7-4
3/12/92	Seattle, Wash.	L	1-6
3/13/12	Fayetteville, Ark.	W	1-0
3/14/12	Fayetteville, Ark.	W	5-3
3/1/13	Surprise, Ariz.	L	0-3
3/10/15	Fayetteville, Ark.	L	2-6
3/11/15	Fayetteville, Ark.	L	5-15

GRAMBLING STATE

Overall Series Record: 3-0
Record in Fayetteville, Ark.: 3-0

DATE	SITE	W/L	SCORE
6/4/10	Fayetteville, Ark.+	W	19-7
3/18/14	Fayetteville, Ark.	W	4-3
3/19/14	Fayetteville, Ark.	W	8-0

HAWAII

Overall Series Record: 4-4
Record in Honolulu, Hawaii: 4-4

DATE	SITE	W/L	SCORE
2/27/87	Honolulu, Hawaii	L	4-8
2/28/87	Honolulu, Hawaii	L	5-6 (10)
3/1/87	Honolulu, Hawaii	W	9-7 (10)
3/2/87	Honolulu, Hawaii	W	7-4
3/1/90	Honolulu, Hawaii	L	3-9
3/2/90	Honolulu, Hawaii	W	17-9
3/2/90	Honolulu, Hawaii	L	1-2
3/2/06	Honolulu, Hawaii	W	5-1

HAWAII PACIFIC

Overall Series Record: 3-1
Record in Honolulu, Hawaii: 3-1

DATE	SITE	W/L	SCORE
2/25/87	Honolulu, Hawaii	L	4-6
2/26/87	Honolulu, Hawaii	W	10-7
2/27/91	Honolulu, Hawaii	W	12-2
2/28/91	Honolulu, Hawaii	W	5-4

HOUSTON

Overall Series Record: 37-27
Record in Fayetteville, Ark.: 17-7
Record in Houston, Texas: 14-16
Record at Neutral Sites: 6-4

DATE	SITE	W/L	SCORE
4/27/74	Houston, Texas	L	0-8
4/27/74	Houston, Texas	L	5-6
4/27/74	Houston, Texas	L	3-8
4/25/75	Houston, Texas	W	5-1
4/26/75	Houston, Texas	W	3-0
4/26/75	Houston, Texas	L	3-10
3/5/76	Houston, Texas	L	4-9

3/6/76	Houston, Texas	L	0-1
3/6/76	Houston, Texas	L	2-3
3/4/77	Fayetteville, Ark.	W	5-3
3/5/77	Fayetteville, Ark.	W	2-0
3/5/77	Fayetteville, Ark.	L	0-5
4/21/78	Houston, Texas	W	6-5
4/22/78	Houston, Texas	W	5-1
4/22/78	Houston, Texas	L	4-14
4/20/79	Fayetteville, Ark.	W	5-3
4/21/79	Fayetteville, Ark.	W	3-0
4/21/79	Fayetteville, Ark.	W	11-10 (8)
3/21/80	Houston, Texas	W	13-6
3/22/80	Houston, Texas	W	4-2
3/22/80	Houston, Texas	L	6-11
4/17/81	Fayetteville, Ark.	L	3-5
4/18/81	Fayetteville, Ark.	W	15-4
4/18/81	Fayetteville, Ark.	W	2-1
5/15/81	Austin, Texas!	L	2-7
5/17/81	Austin, Texas!	W	9-3
4/16/82	Houston, Texas	L	3-7
4/17/82	Houston, Texas	L	0-2
4/17/82	Houston, Texas	W	1-0 (10)
5/14/82	College Station, Texas!	W	9-6
5/16/82	College Station, Texas!	L	8-9
4/10/83	Fayetteville, Ark.	W	1-0
4/10/83	Fayetteville, Ark.	L	8-12
4/11/83	Fayetteville, Ark.	W	9-1
5/13/83	Austin, Texas!	W	4-3
5/15/83	Austin, Texas!	W	9-7
4/14/84	Houston, Texas	L	5-6
4/14/84	Houston, Texas	W	17-4
4/15/84	Houston, Texas	L	3-4
4/5/85	Fayetteville, Ark.	W	16-12
4/6/85	Fayetteville, Ark.	W	5-4
4/6/85	Fayetteville, Ark.	L	9-10
4/4/86	Houston, Texas	W	15-6
4/5/86	Houston, Texas	W	3-2
4/5/86	Houston, Texas	W	10-6
3/27/87	Fayetteville, Ark.	L	3-4
3/28/87	Fayetteville, Ark.	W	10-3
3/28/87	Fayetteville, Ark.	W	12-6
5/17/87	Austin, Texas!	W	14-9
4/1/88	Houston, Texas	L	2-8
4/2/88	Houston, Texas	W	16-7
4/2/88	Houston, Texas	L	5-6 (10)
3/24/89	Fayetteville, Ark.	W	10-1
3/25/89	Fayetteville, Ark.	W	3-0
3/25/89	Fayetteville, Ark.	W	8-3
5/19/89	College Station, Texas!	W	5-4
3/23/90	Houston, Texas	W	6-1
3/24/90	Houston, Texas	W	6-4
3/24/90	Houston, Texas	L	0-6
5/19/90	Austin, Texas!	L	1-7
3/29/91	Fayetteville, Ark.	L	3-4
3/30/91	Fayetteville, Ark.	W	6-2
3/30/91	Fayetteville, Ark.	L	5-6
3/3/12	Houston, Texas	L	1-4

ILLINOIS

Overall Series Record: 3-0
Record in Fayetteville, Ark.: 2-0
Record at Neutral Sites: 1-0

DATE	SITE	W/L	SCORE
3/13/84	Fayetteville, Ark.	W	18-5
3/14/84	Fayetteville, Ark.	W	6-5
5/28/89	Waterbury, Conn.+	W	9-2

ILLINOIS-CHICAGO

Overall Series Record: 7-1
Record in Fayetteville, Ark.: 7-1

DATE	SITE	W/L	SCORE
3/1/03	Fayetteville, Ark.	W	8-7 (11)
3/1/03	Fayetteville, Ark.	W	6-4
3/2/03	Fayetteville, Ark.	W	13-2
3/12/04	Fayetteville, Ark.	W	4-3
3/14/04	Fayetteville, Ark.	L	1-9
3/3/05	Fayetteville, Ark.	W	7-4
3/5/05	Fayetteville, Ark.	W	15-4
3/6/05	Fayetteville, Ark.	W	9-2

ILLINOIS STATE

Overall Series Record: 5-1
Record in Fayetteville, Ark.: 5-1

DATE	SITE	W/L	SCORE
3/6/92	Fayetteville, Ark.	W	14-3
3/7/92	Fayetteville, Ark.	W	6-5 (10)
3/8/92	Fayetteville, Ark.	W	15-4
2/23/07	Fayetteville, Ark.	W	12-1
2/24/07	Fayetteville, Ark.	L	10-12
2/25/07	Fayetteville, Ark.	W	9-8 (10)

INDIANA

Overall Series Record: 1-1
Record in Fayetteville, Ark.: 1-0
Record at Neutral Sites: 0-1

DATE	SITE	W/L	SCORE
3/28/67	San Antonio, Texas	L	3-13
3/21/82	Fayetteville, Ark.	W	5-3

INDIANA STATE

Overall Series Record: 11-4
Record in Fayetteville, Ark.: 9-3
Record in Terre Haute, Ind.: 2-1

DATE	SITE	W/L	SCORE
3/10/84	Fayetteville, Ark.	W	3-2
3/10/84	Fayetteville, Ark.	W	7-3
3/11/84	Fayetteville, Ark.	W	6-3
3/8/85	Fayetteville, Ark.	W	9-7
3/9/85	Fayetteville, Ark.	W	7-2
3/9/85	Fayetteville, Ark.	W	3-1
3/9/86	Fayetteville, Ark.	L	1-5
3/9/86	Fayetteville, Ark.	W	2-1
3/10/86	Fayetteville, Ark.	W	12-3
3/12/88	Fayetteville, Ark.	L	9-11
3/12/88	Fayetteville, Ark.	L	9-13
4/1/90	Fayetteville, Ark.	W	4-2
4/26/91	Terre Haute, Ind.	L	3-7
4/27/91	Terre Haute, Ind.	W	6-5
4/27/91	Terre Haute, Ind.	W	8-3

IOWA

Overall Series Record: 2-0
Record in Fayetteville, Ark.: 1-0
Record at Neutral Sites: 1-0

DATE	SITE	W/L	SCORE
3/27/79	Fayetteville, Ark.	W	7-4
2/14/97	Arlington, Texas	W	26-6

IOWA STATE

Overall Series Record: 11-0
Record in Fayetteville, Ark.: 11-0

DATE	SITE	W/L	SCORE
3/14/77	Fayetteville, Ark.	W	4-1
3/14/77	Fayetteville, Ark.	W	2-0
3/16/86	Fayetteville, Ark.	W	4-0
3/10/89	Fayetteville, Ark.	W	1-0
3/11/89	Fayetteville, Ark.	W	9-4
3/1/96	Fayetteville, Ark.	W	14-0
3/2/96	Fayetteville, Ark.	W	21-5
3/3/96	Fayetteville, Ark.	W	12-2
3/10/97	Fayetteville, Ark.	W	21-11
2/20/99	Fayetteville, Ark.	W	10-4
2/21/99	Fayetteville, Ark.	W	18-7

KANSAS

Overall Series Record: 36-12
Record in Fayetteville, Ark.: 33-9
Record in Lawrence, Kan.: 3-3

DATE	SITE	W/L	SCORE
3/28/60	Fayetteville, Ark.	W	11-6
3/29/60	Fayetteville, Ark.	W	18-0
4/1/63	Lawrence, Kan.	W	15-7
4/2/63	Lawrence, Kan.	L	1-9
5/3/85	Fayetteville, Ark.	W	10-4
5/4/85	Fayetteville, Ark.	W	6-5
5/4/85	Fayetteville, Ark.	W	6-2
2/27/88	Fayetteville, Ark.	W	12-3
2/27/88	Fayetteville, Ark.	W	19-4
2/28/88	Fayetteville, Ark.	W	5-3
2/25/89	Fayetteville, Ark.	W	3-2
2/25/89	Fayetteville, Ark.	W	7-0
2/26/89	Fayetteville, Ark.	W	18-4
2/24/90	Fayetteville, Ark.	L	4-10
2/25/90	Fayetteville, Ark.	W	3-2
2/22/91	Fayetteville, Ark.	W	8-1
2/23/91	Fayetteville, Ark.	W	6-5
2/24/91	Fayetteville, Ark.	W	17-3
2/21/92	Fayetteville, Ark.	W	13-5
2/22/92	Fayetteville, Ark.	L	4-7
2/23/92	Fayetteville, Ark.	L	1-4
3/17/92	Lawrence, Kan.	L	5-6
2/27/93	Fayetteville, Ark.	L	1-3
2/27/93	Fayetteville, Ark.	W	6-4
2/28/93	Fayetteville, Ark.	W	9-2
2/18/94	Fayetteville, Ark.	L	3-5
2/19/94	Fayetteville, Ark.	L	2-4
2/20/94	Fayetteville, Ark.	W	5-3
2/17/95	Fayetteville, Ark.	W	12-10
2/18/95	Fayetteville, Ark.	W	8-2
2/19/95	Fayetteville, Ark.	W	8-6
3/18/96	Lawrence, Kan.	L	3-8
3/18/97	Fayetteville, Ark.	W	8-5
3/19/97	Fayetteville, Ark.	L	2-8
3/18/98	Lawrence, Kan.	W	12-7
3/23/99	Fayetteville, Ark.	W	7-6
3/24/99	Fayetteville, Ark.	L	6-9
3/22/00	Lawrence, Kan.	W	10-3
3/27/01	Fayetteville, Ark.	W	6-5
3/11/03	Fayetteville, Ark.	W	2-1
3/9/07	Fayetteville, Ark.	W	8-7
3/10/07	Fayetteville, Ark.	W	4-0
3/11/07	Fayetteville, Ark.	W	5-2
2/27/08	Fayetteville, Ark.	W	2-1
2/24/09	Fayetteville, Ark.	L	3-9
2/25/09	Fayetteville, Ark.	W	9-8 (10)
3/2/10	Fayetteville, Ark.	W	15-3
3/15/11	Fayetteville, Ark.	W	4-2

KANSAS STATE

Overall Series Record: 29-20
Record in Fayetteville, Ark.: 28-14
Record in Manhattan, Kan.: 0-5
Record at Neutral Sites: 1-1

DATE	SITE	W/L	SCORE
4/4/66	Fayetteville, Ark.	L	3-12
4/4/66	Fayetteville, Ark.	L	2-6
5/8/67	Manhattan, Kan.	L	2-13
5/8/67	Manhattan, Kan.	L	2-3
4/26/69	Fayetteville, Ark.	W	10-6
4/26/69	Fayetteville, Ark.	L	4-6
3/14/73	Fayetteville, Ark.	W	9-7
3/14/73	Fayetteville, Ark.	W	8-2
3/12/74	Fayetteville, Ark.	L	1-2
3/12/74	Fayetteville, Ark.	L	1-2
3/1/75	Fayetteville, Ark.	L	0-3
3/1/75	Fayetteville, Ark.	W	6-1
3/2/75	Fayetteville, Ark.	L	4-5
3/2/75	Fayetteville, Ark.	W	11-1
3/14/80	Fayetteville, Ark.	W	8-4
3/14/80	Fayetteville, Ark.	W	8-3
3/13/83	Fayetteville, Ark.	W	12-1
2/22/85	Fayetteville, Ark.	W	5-1
2/20/86	Fayetteville, Ark.	L	7-8
3/6/87	Fayetteville, Ark.	L	3-4
3/7/87	Fayetteville, Ark.	W	12-7
3/4/88	Fayetteville, Ark.	W	8-7
3/5/88	Fayetteville, Ark.	W	9-5
4/30/89	Fayetteville, Ark.	W	9-4
5/1/89	Fayetteville, Ark.	L	2-7
2/17/90	Fayetteville, Ark.	W	2-1
2/17/90	Fayetteville, Ark.	W	5-1
2/18/90	Fayetteville, Ark.	L	4-5
2/16/91	Fayetteville, Ark.	L	0-6
2/16/91	Fayetteville, Ark.	W	3-2
2/17/91	Fayetteville, Ark.	W	3-2 (10)
2/15/92	Fayetteville, Ark.	L	13-18
2/15/92	Fayetteville, Ark.	W	13-0
2/16/92	Fayetteville, Ark.	W	19-9
3/16/92	Manhattan, Kan.	L	7-11
2/21/93	Fayetteville, Ark.	W	10-1
2/25/94	Fayetteville, Ark.	W	22-4
2/26/94	Fayetteville, Ark.	L	10-11
2/27/94	Fayetteville, Ark.	W	4-1
2/23/96	Fayetteville, Ark.	W	7-6 (10)
2/24/96	Fayetteville, Ark.	W	9-5
2/25/96	Fayetteville, Ark.	W	11-3
2/15/97	Arlington, Texas	L	6-7
3/20/01	Shreveport, La.	W	2-0
3/7/03	Manhattan, Kan.	L	8-9
3/9/03	Fayetteville, Ark.	W	12-4
3/10/03	Fayetteville, Ark.	W	4-3
3/10/03	Fayetteville, Ark.	W	18-5
6/2/13	Manhattan, Kan.+	L	3-4

KENT STATE

Overall Series Record: 1-0
Record at Neutral Sites: 1-0

DATE	SITE	W/L	SCORE
6/16/12	Omaha, Neb.+	W	8-1

KENTUCKY
Overall Series Record: 37-24
Record in Fayetteville, Ark.: 20-10
Record in Lexington, Ky.: 15-12
Record at Neutral Sites: 2-2

DATE	SITE	W/L	SCORE
2/28/89	Lakeland, Fla.	W	8-4
3/1/89	Lakeland, Fla.	L	2-6
4/4/92	Lexington, Ky.	L	6-14
4/4/92	Lexington, Ky.	W	10-9
4/5/92	Lexington, Ky,	L	7-10
4/9/93	Fayetteville, Ark.	W	1-0
4/10/93	Fayetteville, Ark.	L	3-9
4/10/93	Fayetteville, Ark.	W	8-4
3/23/96	Lexington, Ky.	W	16-9
3/23/96	Lexington, Ky.	L	5-6
3/24/96	Lexington, Ky.	W	7-5
5/15/96	Birmingham, Ala.!	L	5-7
3/21/97	Fayetteville, Ark.	L	5-11
3/22/97	Fayetteville, Ark.	W	9-8 (10)
3/23/97	Fayetteville, Ark.	W	11-4
4/24/98	Lexington, Ky.	W	17-1
4/25/98	Lexington, Ky.	L	5-15
4/26/98	Lexington, Ky.	L	3-4
4/9/99	Fayetteville, Ark.	W	15-2
4/10/99	Fayetteville, Ark.	W	10-1
4/11/99	Fayetteville, Ark.	W	9-5
5/19/99	Hoover, Ala.!	W	6-4
4/28/00	Fayetteville, Ark.	L	6-7
4/29/00	Fayetteville, Ark.	W	12-10
4/30/00	Fayetteville, Ark.	W	8-5
4/27/01	Lexington, Ky.	L	4-5
4/28/01	Lexington, Ky.	W	16-11
4/29/01	Lexington, Ky.	W	9-5
5/3/02	Fayetteville, Ark.	W	5-1
5/4/02	Fayetteville, Ark.	L	2-5
5/5/02	Fayetteville, Ark.	L	0-1
3/28/03	Lexington, Ky.	W	9-2
3/29/03	Lexington, Ky.	W	2-1
3/30/03	Lexington, Ky.	W	10-9
4/23/04	Fayetteville, Ark.	W	9-4
4/24/04	Fayetteville, Ark.	W	5-4
4/25/04	Fayetteville, Ark.	W	11-10
4/30/05	Lexington, Ky.	W	8-5
4/30/05	Lexington, Ky.	L	8-11
5/1/05	Lexington, Ky.	L	1-7
4/14/06	Fayetteville, Ark.	W	10-9
4/15/06	Fayetteville, Ark.	W	10-6
4/16/06	Fayetteville, Ark.	L	5-7
3/16/07	Lexington, Ky.	W	10-2
3/17/07	Lexington, Ky.	L	5-7
3/18/07	Lexington, Ky.	W	14-5
4/2/10	Fayetteville, Ark.	L	8-12
4/3/10	Fayetteville, Ark.	W	10-1
4/4/10	Fayetteville, Ark.	W	17-16
4/23/11	Lexington, Ky.	L	2-3
4/23/11	Lexington, Ky.	L	1-3
4/24/11	Lexington, Ky.	W	5-1 (6)
4/13/12	Fayetteville, Ark.	W	8-7
4/14/12	Fayetteville, Ark.	L	4-5
4/14/12	Fayetteville, Ark.	L	1-2
5/3/13	Lexington, Ky.	W	2-1
5/4/13	Lexington, Ky.	W	5-3
5/4/13	Lexington, Ky.	L	3-4
4/10/15	Fayetteville, Ark.	W	5-3
4/11/15	Fayetteville, Ark.	L	4-16
4/12/15	Fayetteville, Ark.	W	7-3

LAMAR
Overall Series Record: 5-3
Record in Fayetteville, Ark.: 5-1
Record at Neutral Sites: 0-2

DATE	SITE	W/L	SCORE
3/25/74	Fayetteville, Ark.	W	5-4
3/27/91	Fayetteville, Ark.	W	14-2
3/28/91	Fayetteville, Ark.	W	6-5
5/12/93	Fayetteville, Ark.	W	5-1
5/13/93	Fayetteville, Ark.	W	12-10
5/13/93	Fayetteville, Ark.	L	7-14
5/30/03	Austin, Texas+	L	2-3
5/31/03	Austin, Texas+	L	6-7 (11)

LE MOYNE
Overall Series Record: 2-1
Record in Fayetteville, Ark.: 1-0
Record at Neutral Sites: 1-1

DATE	SITE	W/L	SCORE
5/25/89	Waterbury, Conn.+	L	5-7
5/29/89	Waterbury, Conn.+	W	6-5
6/4/04	Fayetteville, Ark.+	W	4-1

LIBERTY
Overall Series Record: 1-0
Record at Neutral Sites: 1-0

DATE	SITE	W/L	SCORE
5/30/14	Charlottesville, Va.+	W	3-2

LINCOLN
Overall Series Record: 2-0
Record in Fayetteville, Ark.: 2-0

DATE	SITE	W/L	SCORE
3/8/72	Fayetteville, Ark.	W	8-2
3/8/72	Fayetteville, Ark.	W	10-0

LONG BEACH STATE
Overall Series Record: 6-7
Record in Fayetteville, Ark.: 4-3
Record in Long Beach, Calif.: 2-4

DATE	SITE	W/L	SCORE
4/7/98	Fayetteville, Ark.	W	5-3
4/8/98	Fayetteville, Ark.	W	12-9
3/5/99	Long Beach, Calif.	L	4-5 (12)
3/6/99	Long Beach, Calif.	W	11-4
3/7/99	Long Beach, Calif.	L	0-8
2/25/00	Fayetteville, Ark.	L	8-9
2/26/00	Fayetteville, Ark.	L	3-16
2/27/00	Fayetteville, Ark.	L	6-8
2/17/01	Fayetteville, Ark.	W	12-4
2/18/01	Fayetteville, Ark.	W	6-3
2/22/02	Long Beach, Calif.	L	1-7
2/23/02	Long Beach, Calif.	L	0-4
2/24/02	Long Beach, Calif.	W	5-3

LOUISIANA COLLEGE
Overall Series Record: 0-1
Record in Pineville, La.: 0-1

DATE	SITE	W/L	SCORE
1960	Pineville, La.	L	5-12

LOUISIANA-LAFAYETTE
Overall Series Record: 1-4
Record in Fayetteville, Ark.: 1-0
Record in Lafayette, La.: 0-2
Record at Neutral Sites: 0-2

DATE	SITE	W/L	SCORE
5/15/85	Fayetteville, Ark.	W	11-2
2/26/86	Lafayette, La.	L	3-5
3/19/89	Shreveport, La.	L	4-8
3/16/91	Shreveport, La.	L	2-11
2/12/99	Lafayette, La.	L	2-6

LOUISIANA TECH
Overall Series Record: 22-3
Record in Fayetteville, Ark.: 11-0
Record in Ruston, La.: 6-2
Record at Neutral Sites: 5-1

DATE	SITE	W/L	SCORE
2/27/86	Ruston, La.	W	12-2
3/18/88	Shreveport, La.	W	4-2
3/21/90	Fayetteville, Ark.	W	6-3
3/21/90	Fayetteville, Ark.	W	4-1
4/9/97	Fayetteville, Ark.	W	8-0
4/9/97	Fayetteville, Ark.	W	3-2
3/31/98	Fayetteville, Ark.	W	19-8
3/16/99	Ruston, La.	W	10-3
3/20/01	Shreveport, La.	L	1-12
3/19/03	Shreveport, La.	W	19-7
2/13/04	Fayetteville, Ark.	W	2-0
2/14/04	Fayetteville, Ark.	W	22-2
2/15/04	Fayetteville, Ark.	W	13-2
2/18/05	Ruston, La.	W	5-2
2/19/05	Ruston, La.	L	8-10
2/20/05	Ruston, La.	W	9-4
2/24/06	Fayetteville, Ark.	W	10-9
2/24/06	Fayetteville, Ark.	W	13-2
2/25/06	Fayetteville, Ark.	W	10-2
2/2/07	Ruston, La.	W	4-2
2/3/07	Ruston, La.	L	2-9
2/4/07	Ruston, La.	W	6-2
2/29/08	College Station, Texas	W	9-8
5/11/10	North Little Rock, Ark.	W	5-4 (10)
5/15/12	North Little Rock, Ark.	W	6-5 (10)

LOYOLA (LA.)
Overall Series Record: 0-2
Record in New Orleans, La.: 0-2

DATE	SITE	W/L	SCORE
1960	New Orleans, La.	L	6-11
1960	New Orleans, La.	L	5-9

LOYOLA MARYMOUNT
Overall Series Record: 2-2
Record at Home: 2-1
Record at Neutral Sites: 0-1

DATE	SITE	W/L	SCORE
5/27/88	Stillwater, Okla.+	L	3-8
3/6/15	Fayetteville, Ark.	W	2-1
3/7/15	Fayetteville, Ark.	W	13-7
3/8/15	Fayetteville, Ark.	L	0-9

LSU
Overall Series Record: 30-64
Record in Fayetteville, Ark.: 15-22
Record in Baton Rouge, La.: 11-31
Record at Neutral Sites: 4-11

DATE	SITE	W/L	SCORE
1960	Fayetteville, Ark.	L	1-5
1960	Baton Rouge, La.	W	11-5
4/15/63	Baton Rouge, La.	L	5-10
4/16/63	Baton Rouge, La.	L	2-10
2/22/86	Baton Rouge, La.	L	7-8
2/23/86	Baton Rouge, La.	W	7-6
6/3/87	Omaha, Neb.+	L	2-5
4/18/92	Baton Rouge, La.	L	2-12
4/18/92	Baton Rouge, La.	L	4-12
4/19/92	Baton Rouge, La.	L	4-8
5/14/93	New Orleans, La.!	L	1-8
4/24/93	Fayetteville, Ark.	L	0-3
4/24/93	Fayetteville, Ark.	L	2-4
4/25/93	Fayetteville, Ark.	L	2-8
5/22/93	Baton Rouge, La.!	L	7-13
4/23/94	Baton Rouge, La.	L	3-11
4/23/94	Baton Rouge, La.	L	4-16
4/24/94	Baton Rouge, La.	W	6-5
5/20/94	Oxford, Miss.!	L	4-6
4/21/95	Fayetteville, Ark.	L	3-10
4/23/95	Fayetteville, Ark.	L	7-13
4/23/95	Fayetteville, Ark.	W	5-3
5/21/95	Starkville, Miss.!	L	6-7
4/19/96	Baton Rouge, La.	W	3-2
4/20/96	Baton Rouge, La.	L	4-11
4/21/96	Baton Rouge, La.	L	4-9
5/2/97	Fayetteville, Ark.	L	8-13
5/3/97	Fayetteville, Ark.	L	5-11
5/4/97	Fayetteville, Ark.	W	16-1
2/28/98	New Orleans, La.	W	6-5 (10)
3/20/98	Baton Rouge, La.	L	5-9
3/21/98	Baton Rouge, La.	L	3-6
3/22/98	Baton Rouge, La.	L	6-27
5/13/98	Hoover, Ala.!	W	8-4
3/19/99	Fayetteville, Ark.	W	11-4
3/20/99	Fayetteville, Ark.	L	4-10
3/21/99	Fayetteville, Ark.	W	7-6
5/21/99	Hoover, Ala.!	W	9-8
4/7/00	Baton Rouge, La.	L	3-12
4/8/00	Baton Rouge, La.	L	5-12
4/9/00	Baton Rouge, La.	L	11-17
5/4/01	Fayetteville, Ark.	W	8-1
5/5/01	Fayetteville, Ark.	W	5-4
5/6/01	Fayetteville, Ark.	W	4-3
4/26/02	Baton Rouge, La.	L	0-3
4/27/02	Baton Rouge, La.	L	0-8
4/28/02	Baton Rouge, La.	L	5-13
5/16/03	Fayetteville, Ark.	L	3-11
5/17/03	Fayetteville, Ark.	W	6-5 (10)
5/18/03	Fayetteville, Ark.	L	2-6
5/22/03	Hoover, Ala.!	L	4-5
4/9/04	Baton Rouge, La.	W	11-8
4/10/04	Baton Rouge, La.	W	11-10
4/11/04	Baton Rouge, La.	W	7-5
4/22/05	Fayetteville, Ark.	L	7-10
4/23/05	Fayetteville, Ark.	L	0-7
4/24/05	Fayetteville, Ark.	L	0-6

4/28/06	Baton Rouge, La.	L	6-7
4/29/06	Baton Rouge, La.	W	4-2
4/30/06	Baton Rouge, La.	L	5-7
5/4/07	Fayetteville, Ark.	L	5-6
5/5/07	Fayetteville, Ark.	W	5-0
5/6/07	Fayetteville, Ark.	L	3-5
3/21/08	Baton Rouge, La.	L	7-8 (11)
3/22/08	Baton Rouge, La.	W	14-13 (10)
3/23/08	Baton Rouge, La.	L	2-4
5/2/09	Fayetteville, Ark.	W	11-4
5/2/09	Fayetteville, Ark.	L	0-5
5/3/09	Fayetteville, Ark.	L	3-4
6/15/09	Omaha, Neb.+	L	1-9
6/19/09	Omaha, Neb.+	L	5-14
3/19/10	Baton Rouge, La.	W	6-3
3/20/10	Baton Rouge, La.	L	7-8
3/21/10	Baton Rouge, La.	L	1-5
4/8/11	Fayetteville, Ark.	W	2-0
4/9/11	Fayetteville, Ark.	W	4-3
4/10/11	Fayetteville, Ark.	W	5-4
3/30/12	Baton Rouge, La.	L	6-10
3/31/12	Baton Rouge, La.	L	1-2
4/1/12	Baton Rouge, La.	L	2-3 (11)
4/12/13	Fayetteville, Ark.	L	2-6
4/13/13	Fayetteville, Ark.	W	8-3
4/14/13	Fayetteville, Ark.	L	3-5 (10)
5/23/13	Hoover, Ala.!	W	4-1
5/25/13	Hoover, Ala.!	L	1-3
4/11/14	Baton Rouge, La.	L	7-10
4/12/14	Baton Rouge, La.	L	3-5
4/13/14	Baton Rouge, La.	W	10-4
5/22/14	Hoover, Ala.!	L	2-7
5/24/14	Hoover, Ala.!	L	1-11
3/19/15	Fayetteville, Ark.	W	5-1
3/20/15	Fayetteville, Ark.	L	3-16
3/21/15	Fayetteville, Ark.	L	4-7
5/21/15	Hoover, Ala.!	L	5-10

LUBBOCK CHRISTIAN

Overall Series Record: 4-0
Record in Fayetteville, Ark.: 4-0

DATE	SITE	W/L	SCORE
3/1/85	Fayetteville, Ark.	W	15-4
3/2/85	Fayetteville, Ark.	W	15-1
3/2/85	Fayetteville, Ark.	W	4-1
3/9/87	Fayetteville, Ark.	W	13-3

LUTHER

Overall Series Record: 4-0
Record in Fayetteville, Ark.: 4-0

DATE	SITE	W/L	SCORE
3/22/76	Fayetteville, Ark.	W	6-5
3/22/76	Fayetteville, Ark.	W	13-3
3/20/78	Fayetteville, Ark.	W	5-1
3/20/78	Fayetteville, Ark.	W	10-0

MAINE

Overall Series Record: 1-0
Record at Neutral Sites: 1-0

DATE	SITE	W/L	SCORE
3/15/90	Fresno, Calif.	W	14-0

MANKATO STATE

Overall Series Record: 3-1
Record in Fayetteville, Ark.: 3-1

DATE	SITE	W/L	SCORE
3/18/74	Fayetteville, Ark.	W	4-2
3/18/74	Fayetteville, Ark.	L	3-9
3/23/76	Fayetteville, Ark.	W	2-0
3/23/76	Fayetteville, Ark.	W	2-0

MARYLAND

Overall Series Record: 0-1
Record at Neutral Sites: 0-1

DATE	SITE	W/L	SCORE
2/22/15	Mobile, Ala.	L	6-13

MCNEESE STATE

Overall Series Record: 6-3
Record in Fayetteville, Ark.: 4-3
Record in Lake Charles, La.: 2-0

DATE	SITE	W/L	SCORE
3/8/02	Fayetteville, Ark.	W	5-2
3/9/02	Fayetteville, Ark.	L	9-14
3/10/02	Fayetteville, Ark.	L	1-4
2/24/04	Fayetteville, Ark.	W	7-1
2/25/04	Fayetteville, Ark.	W	7-2
3/23/10	Lake Charles, La.	W	3-2
3/24/10	Lake Charles, La.	W	7-6
3/1/11	Fayetteville, Ark.	L	6-8
3/2/11	Fayetteville, Ark.	W	8-3

MEMPHIS

Overall Series Record: 21-13-1
Record in Fayetteville, Ark.: 9-3
Record in Memphis, Tenn.: 10-7-1
Record at Neutral Sites: 2-3

DATE	SITE	W/L	SCORE
3/27/64	Little Rock, Ark.	L	3-5
3/28/64	Little Rock, Ark.	L	6-13
3/30/64	Memphis, Tenn.	L	0-6
3/31/64	Memphis, Tenn.	W	4-0
4/23/65	Fayetteville, Ark.	L	4-6
4/23/65	Fayetteville, Ark.	W	4-2
4/9/66	Memphis, Tenn.	L	8-9
4/9/66	Memphis, Tenn.	L	1-6
4/15/67	Memphis, Tenn.	L	1-8
4/15/67	Memphis, Tenn.	W	4-0
4/15/68	Fayetteville, Ark.	L	4-7
4/15/68	Fayetteville, Ark.	W	13-7
4/12/69	Memphis, Tenn.	L	0-6
4/12/69	Memphis, Tenn.	W	10-3
5/2/70	Memphis, Tenn.	W	7-6
5/2/70	Memphis, Tenn.	W	7-3
4/24/71	Fayetteville, Ark.	W	6-5
4/24/71	Fayetteville, Ark.	W	4-3
4/14/73	Fayetteville, Ark.	W	1-0
4/14/73	Fayetteville, Ark.	L	0-3
3/1/86	Little Rock, Ark.	W	6-2
2/14/87	Memphis, Tenn.	W	3-1
2/14/87	Memphis, Tenn.	T	2-2
2/21/87	Fayetteville, Ark.	W	21-5
2/22/87	Fayetteville, Ark.	W	14-7
3/15/93	Memphis, Tenn.	L	3-6
3/17/93	Memphis, Tenn.	L	7-8
3/16/94	Fayetteville, Ark.	W	7-1
3/17/94	Fayetteville, Ark.	W	6-3
5/15/95	Memphis, Tenn.	W	1-0
2/23/03	Memphis, Tenn.	W	10-9
3/22/11	North Little Rock, Ark.	W	7-2
3/23/11	Memphis, Tenn.	W	7-3
3/24/15	North Little Rock, Ark.	L	4-5
3/25/15	Memphis, Tenn.	W	7-3

MIAMI (FLA.)

Overall Series Record: 0-5
Record in Coral Gables, Fla.: 0-3
Record at Neutral Sites: 0-2

DATE	SITE	W/L	SCORE
2/9/85	Coral Gables, Fla.	L	2-5
2/9/85	Coral Gables, Fla.	L	1-2
2/10/85	Coral Gables, Fla.	L	0-4
3/4/01	Minneapolis, Minn.	L	2-8
6/15/15	Omaha, Neb.+	L	3-4

MIAMI (OHIO)

Overall Series Record: 3-0
Record in Fayetteville, Ark.: 2-0
Record at Neutral Sites: 1-0

DATE	SITE	W/L	SCORE
3/4/00	Fayetteville, Ark.	W	15-5
3/5/00	Fayetteville, Ark.	W	5-1
6/3/05	Austin, Texas+	W	9-5

MIDDLE TENNESSEE

Overall Series Record: 1-0
Record at Neutral Sites: 1-0

DATE	SITE	W/L	SCORE
5/22/87	Huntsville, Ala.+	W	10-7

MINNESOTA

Overall Series Record: 7-3
Record in Fayetteville, Ark.: 4-0
Record in Minneapolis, Minn.: 2-2
Record at Neutral Sites: 1-1

DATE	SITE	W/L	SCORE
3/28/70	San Antonio, Texas	L	1-10
3/28/70	San Antonio, Texas	W	8-7
4/3/83	Fayetteville, Ark.	W	8-5
3/5/93	Minneapolis, Minn.	W	11-4
3/2/01	Minneapolis, Minn.	L	0-6
2/25/05	Fayetteville, Ark.	W	5-4
2/26/05	Fayetteville, Ark.	W	12-3
2/27/05	Fayetteville, Ark.	W	4-3
3/4/07	Minneapolis, Minn.	W	5-1
3/4/07	Minneapolis, Minn.	L	5-10

MISSISSIPPI COLLEGE

Overall Series Record: 2-2
Record in Clinton, Miss.: 2-2

DATE	SITE	W/L	SCORE
4/17/63	Clinton, Miss.	W	7-3
4/18/63	Clinton, Miss.	L	0-3
3/22/69	Clinton, Miss.	W	13-3
3/24/69	Clinton, Miss.	L	0-1

MISSISSIPPI STATE

Overall Series Record: 42-49
Record in Fayetteville, Ark.: 19-18
Record in Starkville, Miss.: 16-23
Record at Neutral Sites: 7-8

DATE	SITE	W/L	SCORE
1960	Fayetteville, Ark.	L	2-3
4/11/66	Starkville, Miss.	L	3-9
4/12/66	Starkville, Miss.	L	0-18
4/12/68	Starkville, Miss.	L	11-19
5/4/70	Starkville, Miss.	L	0-6
5/4/70	Starkville, Miss.	L	0-1
4/23/80	Greenville, Miss.	L	6-7 (11)
4/29/81	Greenville, Miss.	L	6-11
4/28/82	Greenville, Miss.	L	7-8
4/26/83	Greenville, Miss.	L	2-9
4/27/83	Helena, Ark.	W	5-3
4/24/84	Greenville, Miss.	L	8-9
4/25/84	Little Rock, Ark.	W	10-9 (10)
4/30/85	Greenville, Miss.	L	2-16
5/1/85	Little Rock, Ark.	W	13-1
6/3/85	Omaha, Neb.+	L	4-5
4/25/92	Starkville, Miss.	L	0-2
4/25/92	Starkville, Miss.	L	2-3
4/26/92	Starkville, Miss.	L	6-7
5/1/93	Fayetteville, Ark.	L	3-5
5/1/93	Fayetteville, Ark.	L	4-6
5/2/93	Fayetteville, Ark.	W	8-3
5/20/93	Baton Rouge, La.!	W	5-2
4/29/94	Starkville, Miss.	L	9-10
4/30/94	Starkville, Miss.	W	12-11
5/1/94	Starkville, Miss.	W	14-4
4/28/95	Fayetteville, Ark.	W	16-1
4/29/95	Fayetteville, Ark.	W	10-9
4/30/95	Fayetteville, Ark.	W	12-7
4/26/96	Starkville, Miss.	L	6-8
4/27/96	Starkville, Miss.	W	6-2
4/28/96	Starkville, Miss.	L	6-10
5/9/97	Fayetteville, Ark.	W	8-5
5/10/97	Fayetteville, Ark.	L	5-13
5/11/97	Fayetteville, Ark.	L	10-17
5/8/98	Starkville, Miss.	W	14-10 (10)
5/9/98	Starkville, Miss.	L	3-17
5/10/98	Starkville, Miss.	W	8-3
5/14/98	Hoover, Ala.!	W	10-3
5/16/98	Hoover, Ala.!	W	7-3
4/30/99	Fayetteville, Ark.	W	6-4
5/1/99	Fayetteville, Ark.	W	7-4
5/2/99	Fayetteville, Ark.	W	7-5
3/31/00	Starkville, Miss.	L	2-3
3/30/01	Fayetteville, Ark.	W	6-5
3/31/01	Fayetteville, Ark.	L	3-9
4/1/01	Fayetteville, Ark.	L	2-10
4/12/02	Starkville, Miss.	L	4-17
4/13/02	Starkville, Miss.	W	7-3
4/14/02	Starkville, Miss.	L	4-6
3/21/03	Fayetteville, Ark.	L	3-4 (10)
3/22/03	Fayetteville, Ark.	L	3-8
3/23/03	Fayetteville, Ark.	L	1-5
5/15/04	Starkville, Miss.	L	2-3
5/16/04	Starkville, Miss.	L	4-5
5/16/04	Starkville, Miss.	W	4-2
3/25/05	Fayetteville, Ark.	L	3-5
3/26/05	Fayetteville, Ark.	L	4-13
3/27/05	Fayetteville, Ark.	W	10-5
4/22/06	Starkville, Miss.	W	6-2
4/22/06	Starkville, Miss.	L	8-9
4/23/06	Starkville, Miss.	W	6-4
4/6/07	Fayetteville, Ark.	L	9-11
4/7/07	Fayetteville, Ark.	L	1-2
4/8/07	Fayetteville, Ark.	W	9-3
5/15/08	Starkville, Miss.	L	5-6
5/16/08	Starkville, Miss.	L	5-6

5/17/08	Starkville, Miss.	W	15-10
3/27/09	Fayetteville, Ark.	W	20-9
3/29/09	Fayetteville, Ark.	W	5-1
3/29/09	Fayetteville, Ark.	L	4-12
4/9/10	Starkville, Miss.	W	8-3
4/10/10	Starkville, Miss.	W	8-5
4/11/10	Starkville, Miss.	W	13-3
4/15/11	Fayetteville, Ark.	W	6-5
4/16/11	Fayetteville, Ark.	W	6-1
4/17/11	Fayetteville, Ark.	L	3-5
5/26/11	Hoover, Ala.!	W	7-2
3/23/12	Starkville, Miss.	L	2-11
3/24/12	Starkville, Miss.	W	8-0
3/25/12	Starkville, Miss.	W	8-5 (11)
5/22/12	Hoover, Ala.!	L	1-9
3/29/13	Fayetteville, Ark.	W	5-4
3/30/13	Fayetteville, Ark.	L	1-4
3/31/13	Fayetteville, Ark.	W	3-1
3/29/14	Starkville, Miss.	W	4-0
3/29/14	Starkville, Miss.	L	1-5
3/30/14	Starkville, Miss.	L	1-5
4/24/15	Fayetteville, Ark.	W	7-6
4/25/15	Fayetteville, Ark.	W	6-1
4/26/15	Fayetteville, Ark.	L	1-2

MISSISSIPPI VALLEY STATE

Overall Series Record: 8-0
Record in Fayetteville, Ark.: 6-0
Record at Neutral Sites: 2-0

DATE	SITE	W/L	SCORE
5/12/08	Fayetteville, Ark.	W	12-3
3/26/13	Fayetteville, Ark.	W	6-0
3/27/13	North Little Rock, Ark.	W	2-1
3/25/14	Fayetteville, Ark.	W	6-0
3/25/14	Fayetteville, Ark.	W	12-1
3/26/14	North Little Rock, Ark.	W	3-0
4/7/15	Fayetteville, Ark.	W	8-1
4/8/15	Fayetteville, Ark.	W	14-0

MISSOURI

Overall Series Record: 15-11
Record in Fayetteville, Ark.: 7-2
Record in Columbia, Mo.: 7-5
Record at Neutral Sites: 1-4

DATE	SITE	W/L	SCORE
1960	Fayetteville, Ark.	L	8-21
1960	Fayetteville, Ark.	W	9-8
4/3/62	Columbia, Mo.	L	7-15
4/4/62	Columbia, Mo.	L	4-10
3/30/63	Fayetteville, Ark.	L	6-10
3/30/63	Fayetteville, Ark.	W	6-5
3/27/68	San Antonio, Texas	L	4-8
3/22/72	Columbia, Mo.	W	9-6
3/22/72	Columbia, Mo.	L	1-3
5/23/80	Tulsa, Okla.+	L	0-6
3/2/81	Lakeland, Fla.	W	7-5
3/3/81	Lakeland, Fla.	L	6-8
2/27/84	Lakeland, Fla.	L	0-4
5/10/87	Columbia, Mo.	L	11-12 (10)
4/27/88	Fayetteville, Ark.	W	8-6
4/11/89	Columbia, Mo.	W	7-4
4/16/91	Columbia, Mo.	L	3-11
4/1/97	Fayetteville, Ark.	W	4-3
4/15/97	Columbia, Mo.	W	8-6
3/19/02	Columbia, Mo.	W	11-10
6/5/04	Fayetteville, Ark.+	W	10-7
5/1/12	Fayetteville, Ark.	W	6-3
5/2/12	Fayetteville, Ark.	W	2-0
5/15/14	Columbia, Mo.	W	9-4
5/16/14	Columbia, Mo.	W	4-0
5/17/14	Columbia, Mo.	W	7-5 (10)

MISSOURI SOUTHERN

Overall Series Record: 44-1-1
Record in Fayetteville, Ark.: 43-0-1
Record in Joplin, Mo.: 1-1

DATE	SITE	W/L	SCORE
3/12/76	Fayetteville, Ark.	W	7-0
3/12/76	Fayetteville, Ark.	T	0-0 (12)
3/9/77	Fayetteville, Ark.	W	6-0
3/9/77	Fayetteville, Ark.	W	7-6
2/17/78	Fayetteville, Ark.	W	5-3
2/17/78	Fayetteville, Ark.	W	6-0
2/27/79	Fayetteville, Ark.	W	5-0
2/27/79	Fayetteville, Ark.	W	3-2
1979	Joplin, Mo.	L	8-9
1979	Joplin, Mo.	W	6-5
2/22/80	Fayetteville, Ark.	W	15-0
2/22/80	Fayetteville, Ark.	W	7-0
2/24/81	Fayetteville, Ark.	W	8-2
2/24/81	Fayetteville, Ark.	W	7-4
2/20/82	Fayetteville, Ark.	W	7-2
2/20/82	Fayetteville, Ark.	W	14-2
2/25/83	Fayetteville, Ark.	W	11-3
2/25/83	Fayetteville, Ark.	W	8-6
4/9/84	Fayetteville, Ark.	W	12-1
2/25/85	Fayetteville, Ark.	W	12-1
2/25/85	Fayetteville, Ark.	W	8-3
4/30/86	Fayetteville, Ark.	W	4-1
2/23/87	Fayetteville, Ark.	W	4-3
2/23/87	Fayetteville, Ark.	W	13-10
4/29/87	Fayetteville, Ark.	W	20-5
2/13/88	Fayetteville, Ark.	W	12-4
2/14/88	Fayetteville, Ark.	W	17-5
2/24/89	Fayetteville, Ark.	W	6-2
2/16/90	Fayetteville, Ark.	W	12-6
2/15/91	Fayetteville, Ark.	W	7-5
2/14/92	Fayetteville, Ark.	W	12-1
2/13/93	Fayetteville, Ark.	W	17-1
2/14/93	Fayetteville, Ark.	W	10-5
3/2/94	Fayetteville, Ark.	W	10-3
2/10/95	Fayetteville, Ark.	W	5-4
2/7/96	Fayetteville, Ark.	W	15-2
4/16/96	Fayetteville, Ark.	W	4-2
2/11/97	Fayetteville, Ark.	W	24-1
4/2/97	Fayetteville, Ark.	W	12-8
2/11/98	Fayetteville, Ark.	W	24-5
4/21/98	Fayetteville, Ark.	W	11-2
2/6/99	Fayetteville, Ark.	W	7-6
2/5/00	Fayetteville, Ark.	W	18-5
2/4/01	Fayetteville, Ark.	W	25-6
2/11/02	Fayetteville, Ark.	W	13-1
4/29/03	Fayetteville, Ark.	W	7-3

MISSOURI STATE

Overall Series Record: 51-22
Record in Fayetteville, Ark.: 34-10
Record in Springfield, Mo.: 17-11
Record at Neutral Sites: 0-1

DATE	SITE	W/L	SCORE
3/26/66	Fayetteville, Ark.	W	7-5
4/22/67	Springfield, Mo.	L	5-6
4/22/67	Springfield, Mo.	L	3-4
1968	Springfield, Mo.	W	12-9
5/6/69	Fayetteville, Ark.	W	3-2
5/6/69	Fayetteville, Ark.	L	0-2
4/18/70	Springfield, Mo.	W	6-4
4/13/71	Fayetteville, Ark.	W	6-2
4/13/71	Fayetteville, Ark.	L	2-3
4/18/72	Springfield, Mo.	L	2-7
4/18/72	Springfield, Mo.	W	8-7
1973	Fayetteville, Ark.	W	7-5
1973	Fayetteville, Ark.	W	13-4
4/9/74	Springfield, Mo.	W	9-5
4/9/74	Springfield, Mo.	W	10-8
4/6/76	Fayetteville, Ark.	W	11-3
4/6/76	Fayetteville, Ark.	W	8-5
4/5/77	Fayetteville, Ark.	W	4-3
4/5/77	Fayetteville, Ark.	W	6-3
4/5/78	Springfield, Mo.	L	4-15
4/5/78	Springfield, Mo.	W	3-2
4/3/79	Fayetteville, Ark.	W	5-1
4/3/79	Fayetteville, Ark.	W	4-3
4/27/81	Fayetteville, Ark.	W	6-4
4/27/81	Fayetteville, Ark.	L	3-4
4/20/82	Fayetteville, Ark.	W	9-8
4/20/82	Fayetteville, Ark.	W	6-2
4/19/83	Springfield, Mo.	W	6-3
4/19/83	Springfield, Mo.	L	2-3
4/17/84	Fayetteville, Ark.	W	9-5
4/17/84	Fayetteville, Ark.	W	5-1
4/16/85	Fayetteville, Ark.	W	6-5
4/8/86	Fayetteville, Ark.	W	6-2
5/10/88	Springfield, Mo.	L	5-9
3/2/90	Fayetteville, Ark.	W	12-11
4/18/90	Fayetteville, Ark.	W	7-2
4/24/91	Fayetteville, Ark.	W	1-0
4/30/91	Springfield, Mo.	L	4-6
3/4/92	Fayetteville, Ark.	W	15-8
4/30/92	Springfield, Mo.	W	12-10
3/24/93	Fayetteville, Ark.	W	8-4
4/28/93	Springfield, Mo.	L	10-11
4/19/94	Springfield, Mo.	W	16-7
2/21/96	Springfield, Mo.	W	6-0
2/24/98	Fayetteville, Ark.	L	2-4
3/2/99	Springfield, Mo.	L	3-9
5/29/99	Fayetteville, Ark.+	L	8-9 (10)
5/2/00	Fayetteville, Ark.	W	7-2
4/3/01	Springfield, Mo.	L	9-10
2/16/02	Arlington, Texas	L	2-3
3/5/02	Fayetteville, Ark.	W	10-1
4/3/02	Springfield, Mo.	W	7-4
5/1/02	Fayetteville, Ark.	L	7-10
3/25/03	Fayetteville, Ark.	W	5-4
4/6/04	Fayetteville, Ark.	L	5-6 (16)
4/13/05	Fayetteville, Ark.	W	14-5
4/19/05	Springfield, Mo.	W	9-4
4/4/06	Fayetteville, Ark.	L	5-10
4/11/06	Springfield, Mo.	L	2-4
4/11/07	Fayetteville, Ark.	W	2-0
4/18/07	Springfield, Mo.	W	16-2
4/1/08	Springfield, Mo.	W	7-6 (10)
4/30/08	Fayetteville, Ark.	W	14-6
3/25/09	Fayetteville, Ark.	W	10-0
3/31/09	Springfield, Mo.	W	2-0
4/28/10	Fayetteville, Ark.	W	5-4
4/12/11	Springfield, Mo.	W	2-1
4/30/13	Fayetteville, Ark.	W	6-3
4/29/14	Springfield, Mo.	W	4-1
3/31/15	Fayetteville, Ark.	L	0-2
6/5/15	Fayetteville, Ark.+	W	18-4
6/6/15	Fayetteville, Ark.+	L	1-3
6/7/15	Fayetteville, Ark.+	W	3-2

MISSOURI-ST. LOUIS

Overall Series Record: 2-0
Record in Fayetteville, Ark.: 2-0

DATE	SITE	W/L	SCORE
3/31/87	Fayetteville, Ark.	W	11-2
3/31/87	Fayetteville, Ark.	W	14-2

MISSOURI VALLEY

Overall Series Record: 1-0
Record in Fayetteville, Ark.: 1-0

DATE	SITE	W/L	SCORE
2/27/02	Fayetteville, Ark.	W	7-1

MISSOURI WESTERN

Overall Series Record: 17-1
Record in Fayetteville, Ark.: 17-1

DATE	SITE	W/L	SCORE
4/7/72	Fayetteville, Ark.	W	8-5
4/7/72	Fayetteville, Ark.	W	4-3
3/5/74	Fayetteville, Ark.	W	4-0
3/5/74	Fayetteville, Ark.	W	5-2
3/21/78	Fayetteville, Ark.	W	6-3
3/21/78	Fayetteville, Ark.	L	8-9
3/19/79	Fayetteville, Ark.	W	13-0
3/19/79	Fayetteville, Ark.	W	7-6 (11)
3/16/81	Fayetteville, Ark.	W	15-2
3/16/81	Fayetteville, Ark.	W	10-0
3/14/82	Fayetteville, Ark.	W	11-1
3/15/82	Fayetteville, Ark.	W	11-0
3/15/82	Fayetteville, Ark.	W	7-0
3/14/83	Fayetteville, Ark.	W	9-4
3/14/83	Fayetteville, Ark.	W	13-2
3/18/85	Fayetteville, Ark.	W	10-0
3/18/85	Fayetteville, Ark.	W	4-0
3/11/86	Fayetteville, Ark.	W	12-0

MORNINGSIDE

Overall Series Record: 1-1
Record in Fayetteville, Ark.: 1-1

DATE	SITE	W/L	SCORE
4/5/68	Fayetteville, Ark.	L	12-13
4/6/68	Fayetteville, Ark.	W	29-4

MURRAY STATE

Overall Series Record: 2-0
Record in Fayetteville, Ark.: 2-0

DATE	SITE	W/L	SCORE
5/2/86	Fayetteville, Ark.	W	9-3
5/3/86	Fayetteville, Ark.	W	3-2

NAVY

Overall Series Record: 2-0
Record at Neutral Sites: 2-0

DATE	SITE	W/L	SCORE
2/28/97	Millington, Texas	W	6-4
2/21/03	Memphis, Tenn.	W	8-1

NEBRASKA

Overall Series Record: 9-11
Record in Fayetteville, Ark.: 8-7
Record in Lincoln, Neb.: 1-3
Record at Neutral Sites: 0-1

DATE	SITE	W/L	SCORE
3/24/75	Fayetteville, Ark.	W	15-6
3/24/75	Fayetteville, Ark.	W	10-4
3/25/75	Fayetteville, Ark.	L	4-5
3/25/75	Fayetteville, Ark.	W	4-2
3/13/88	Fayetteville, Ark.	W	7-4
3/13/88	Fayetteville, Ark.	L	5-8
3/12/89	Fayetteville, Ark.	W	4-1
3/6/91	Fayetteville, Ark.	W	4-3
3/6/91	Fayetteville, Ark.	L	3-5
2/20/00	Arlington, Texas	L	2-13
3/14/00	Fayetteville, Ark.	L	4-10
3/15/00	Fayetteville, Ark.	L	3-10
3/18/08	Lincoln, Neb.	L	1-6
3/19/08	Lincoln, Neb.	W	9-4
3/17/09	Fayetteville, Ark.	W	7-3
3/18/09	Fayetteville, Ark.	L	4-7
4/16/13	Lincoln, Neb.	L	0-3
4/16/13	Lincoln, Neb.	L	2-4
4/1/14	Fayetteville, Ark.	W	4-3
4/2/14	Fayetteville, Ark.	L	4-6

NEBRASKA-KEARNEY

Overall Series Record: 1-1
Record in Fayetteville, Ark.: 1-1

DATE	SITE	W/L	SCORE
4/4/70	Fayetteville, Ark.	W	5-0
4/4/70	Fayetteville, Ark.	L	0-4

NEVADA

Overall Series Record: 1-0
Record in Fayetteville, Ark.: 1-0

DATE	SITE	W/L	SCORE
3/21/12	Fayetteville, Ark.	W	10-2

NEW MEXICO

Overall Series Record: 7-2
Record in Fayetteville, Ark.: 3-1
Record in Las Cruces, N.M.: 1-0
Record at Neutral Sites: 3-1

DATE	SITE	W/L	SCORE
3/17/73	Las Cruces, N.M.	W	8-4
2/27/04	College Station, Texas	L	1-3
2/28/04	College Station, Texas	W	13-3
2/29/04	College Station, Texas	W	5-2
4/13/10	Fayetteville, Ark.	W	4-3 (11)
4/14/10	Fayetteville, Ark.	W	5-4
6/4/11	Tempe, Ariz.+	W	3-0
4/9/13	Fayetteville, Ark.	L	0-3
4/9/13	Fayetteville, Ark.	W	4-3

NEW MEXICO STATE

Overall Series Record: 2-0
Record in Las Cruces, N.M.: 1-0
Record at Neutral Sites: 1-0

DATE	SITE	W/L	SCORE
3/17/73	Las Cruces, N.M.	W	8-4
3/14/91	Shreveport, La.	W	8-3

NEW ORLEANS

Overall Series Record: 2-2
Record in Fayetteville, Ark: 2-0
Record in New Orleans, La.: 0-1
Record at Neutral Sites: 0-1

DATE	SITE	W/L	SCORE
3/15/91	Shreveport, La.	L	2-3
3/1/98	New Orleans, La.	L	6-13
2/19/13	Fayetteville, Ark.	W	14-0 (7)
2/19/13	Fayetteville, Ark.	W	3-0

NICHOLLS STATE

Overall Series Record: 0-1
Record in Thibodaux, La.: 0-1

DATE	SITE	W/L	SCORE
2/25/86	Thibodaux, La.	L	3-5

NORTH CAROLINA

Overall Series Record: 1-0
Record at Neutral Sites: 1-0

DATE	SITE	W/L	SCORE
6/4/89	Omaha, Neb.+	W	7-3

NORTH DAKOTA

Overall Series Record: 3-0
Record in Fayetteville, Ark.: 3-0

DATE	SITE	W/L	SCORE
2/13/15	Fayetteville, Ark.	W	11-4
2/14/15	Fayetteville, Ark.	W	13-2
2/14/15	Fayetteville, Ark.	W	12-1

NORTH DAKOTA STATE

Overall Series Record: 2-0
Record in Fayetteville, Ark.: 2-0

DATE	SITE	W/L	SCORE
3/17/82	Fayetteville, Ark.	W	10-2
3/17/82	Fayetteville, Ark.	W	10-1

NORTHEASTERN (OKLA.) STATE

Overall Series Record: 25-2
Record in Fayetteville, Ark.: 25-2

DATE	SITE	W/L	SCORE
1972	Fayetteville, Ark.	L	4-5
1972	Fayetteville, Ark.	W	2-0
3/2/74	Fayetteville, Ark.	W	8-4
3/2/74	Fayetteville, Ark.	W	4-1
3/4/75	Fayetteville, Ark.	W	7-6
3/4/75	Fayetteville, Ark.	W	8-6
4/3/75	Fayetteville, Ark.	W	9-2
4/3/75	Fayetteville, Ark.	W	4-0
2/28/76	Fayetteville, Ark.	W	2-0
2/28/76	Fayetteville, Ark.	W	7-6
2/19/77	Fayetteville, Ark.	W	11-2
2/19/77	Fayetteville, Ark.	W	5-0
3/2/77	Fayetteville, Ark.	W	11-0
2/26/82	Fayetteville, Ark.	W	5-0
2/26/82	Fayetteville, Ark.	W	7-1
2/22/83	Fayetteville, Ark.	W	19-3
4/21/86	Fayetteville, Ark.	W	15-4
4/19/89	Fayetteville, Ark.	W	9-8
4/17/90	Fayetteville, Ark.	W	12-5
2/12/91	Fayetteville, Ark.	W	6-2
4/14/92	Fayetteville, Ark.	W	6-5
3/25/93	Fayetteville, Ark.	W	5-2
4/21/93	Fayetteville, Ark.	L	7-9
4/27/94	Fayetteville, Ark.	W	4-0
3/29/95	Fayetteville, Ark.	W	11-0
5/1/96	Fayetteville, Ark.	W	7-3
4/16/97	Fayetteville, Ark.	W	24-3

NORTHERN COLORADO

Overall Series Record: 7-1
Record in Fayetteville, Ark.: 7-1

DATE	SITE	W/L	SCORE
4/5/05	Fayetteville, Ark.	W	9-3
4/6/05	Fayetteville, Ark.	W	7-4
4/18/06	Fayetteville, Ark.	W	2-1
4/19/06	Fayetteville, Ark.	L	2-4
4/3/07	Fayetteville, Ark.	W	14-6
4/4/07	Fayetteville, Ark.	W	9-7
4/22/08	Fayetteville, Ark.	W	9-2
4/23/08	Fayetteville, Ark.	W	9-1

NORTHERN ILLINOIS

Overall Series Record: 3-0
Record in Fayetteville, Ark.: 3-0

DATE	SITE	W/L	SCORE
3/20/93	Fayetteville, Ark.	W	12-2
3/21/93	Fayetteville, Ark.	W	11-3
3/21/93	Fayetteville, Ark.	W	11-5

NORTHERN IOWA

Overall Series Record: 5-0
Record in Fayetteville, Ark.: 5-0

DATE	SITE	W/L	SCORE
3/13/87	Fayetteville, Ark.	W	10-3
3/21/88	Fayetteville, Ark.	W	6-0
3/22/88	Fayetteville, Ark.	W	17-0
3/22/88	Fayetteville, Ark.	W	15-2
3/20/89	Fayetteville, Ark.	W	14-4

NORTH TEXAS

Overall Series Record: 11-0
Record in Fayetteville, Ark.: 11-0

DATE	SITE	W/L	SCORE
4/13/78	Fayetteville, Ark.	W	4-0
4/13/78	Fayetteville, Ark.	W	12-0
4/14/78	Fayetteville, Ark.	W	9-0
4/14/78	Fayetteville, Ark.	W	6-0
2/15/86	Fayetteville, Ark.	W	10-0
2/15/86	Fayetteville, Ark.	W	9-0
2/16/86	Fayetteville, Ark.	W	26-1
3/8/87	Fayetteville, Ark.	W	13-4
3/6/88	Fayetteville, Ark.	W	10-1
3/7/88	Fayetteville, Ark.	W	5-4
3/7/88	Fayetteville, Ark.	W	6-5

NORTHWESTERN STATE

Overall Series Record: 17-2
Record in Fayetteville, Ark.: 9-1
Record in Natchitoches, La.: 5-1
Record at Neutral Sites: 3-0

DATE	SITE	W/L	SCORE
1960	Natchitoches, La.	W	4-3
4/20/62	Monroe, La.	W	13-8
4/21/62	Monroe, La.	W	8-4
4/25/62	Natchitoches, La.	L	2-4
4/26/62	Natchitoches, La.	W	2-1
3/17/89	Shreveport, La.	W	3-2
2/29/92	Fayetteville, Ark.	W	6-5 (11)
2/29/92	Fayetteville, Ark.	W	7-2
5/2/95	Fayetteville, Ark.	W	5-2
2/16/96	Natchitoches, La.	W	13-6
2/17/96	Natchitoches, La.	W	14-5
2/18/96	Natchitoches, La.	W	10-5
3/25/97	Fayetteville, Ark.	W	5-4
3/26/97	Fayetteville, Ark.	W	13-8
2/27/01	Fayetteville, Ark.	L	4-8
2/21/12	Fayetteville, Ark.	W	8-7
2/22/12	Fayetteville, Ark.	W	6-2
4/22/14	Fayetteville, Ark.	W	8-1
4/22/14	Fayetteville, Ark.	W	15-3

NORTHWEST MISSOURI STATE

Overall Series Record: 9-1-1
Record in Fayetteville, Ark.: 9-1-1

DATE	SITE	W/L	SCORE
3/6/78	Fayetteville, Ark.	W	7-6
3/6/78	Fayetteville, Ark.	L	2-4
3/10/80	Fayetteville, Ark.	W	11-6
3/10/80	Fayetteville, Ark.	W	7-1
3/7/82	Fayetteville, Ark.	W	3-1
3/7/82	Fayetteville, Ark.	W	4-1
3/8/82	Fayetteville, Ark.	W	3-0
3/8/82	Fayetteville, Ark.	T	7-7
3/3/85	Fayetteville, Ark.	W	11-3
3/8/90	Fayetteville, Ark.	W	17-9
3/13/91	Fayetteville, Ark.	W	7-5

NORTHWOOD INSTITUTE

Overall Series Record: 1-0
Record in Fayetteville, Ark.: 1-0

DATE	SITE	W/L	SCORE
3/4/90	Fayetteville, Ark.	W	9-1

NOTRE DAME

Overall Series Record: 2-1
Record in Fayetteville, Ark.: 1-0
Record at Neutral Sites: 1-1

DATE	SITE	W/L	SCORE
3/17/73	Las Cruces, N.M.	W	6-5
3/17/83	Fayetteville, Ark.	W	5-0
2/28/97	Millington, Texas	L	5-8

OHIO STATE

Overall Series Record: 1-0
Record at Neutral Sites: 1-0

DATE	SITE	W/L	SCORE
3/2/08	College Station, Texas	W	8-6

OKLAHOMA
Overall Series Record: 14-11
Record in Fayetteville, Ark.: 6-2
Record in Norman, Okla.: 7-9
Record at Neutral Sites: 1-0

DATE	SITE	W/L	SCORE
5/11/70	Fayetteville, Ark.	L	1-2
5/11/70	Fayetteville, Ark.	W	5-2
5/2/72	Norman, Okla.	L	2-3
5/2/72	Norman, Okla.	L	3-4
4/11/77	Norman, Okla.	W	5-2
4/11/77	Norman, Okla.	L	3-4
3/5/83	Norman, Okla.	L	4-11
3/5/83	Norman, Okla.	W	14-3
3/6/83	Norman, Okla.	W	7-2
4/15/87	Fayetteville, Ark.	W	12-11
4/12/88	Norman, Okla.	L	3-11
4/26/89	Fayetteville, Ark.	L	2-3
3/20/91	Norman, Okla.	W	11-2
3/23/93	Fayetteville, Ark.	W	8-0
4/6/94	Norman, Okla.	L	2-11
2/27/96	Fayetteville, Ark.	W	9-8
4/10/01	Norman, Okla.	W	5-4
3/12/02	Norman, Okla.	L	1-7
4/9/02	Fayetteville, Ark.	W	9-6
5/31/02	Wichita, Kan.+	W	8-5
4/28/09	Fayetteville, Ark.	W	8-7 (10)
5/30/09	Norman, Okla.+	W	17-6
5/31/09	Norman, Okla.+	W	11-0
5/18/10	Norman, Okla.	L	2-5
4/10/12	Norman, Okla.	L	0-4

OKLAHOMA BAPTIST
Overall Series Record: 6-3
Record in Fayetteville, Ark.: 4-2
Record in Shawnee, Okla.: 2-1

DATE	SITE	W/L	SCORE
4/29/67	Fayetteville, Ark.	W	2-1
4/29/67	Fayetteville, Ark.	W	6-0
4/22/68	Fayetteville, Ark.	L	0-12
4/22/68	Fayetteville, Ark.	W	4-3
4/18/69	Shawnee, Okla.	W	5-2
4/13/70	Fayetteville, Ark.	W	9-6
4/13/70	Fayetteville, Ark.	L	4-9
3/20/71	Shawnee, Okla.	W	13-3
3/20/71	Shawnee, Okla.	L	2-4

OKLAHOMA CHRISTIAN
Overall Series Record: 1-0
Record in Fayetteville, Ark.: 1-0

DATE	SITE	W/L	SCORE
5/6/85	Fayetteville, Ark.	W	14-4

OKLAHOMA CITY
Overall Series Record: 23-1
Record in Fayetteville, Ark.: 15-0
Record in Oklahoma City, Okla.: 8-1

DATE	SITE	W/L	SCORE
4/7/61	Oklahoma City, Okla.	W	9-2
4/9/68	Fayetteville, Ark.	W	12-3
4/19/69	Oklahoma City, Okla.	W	2-0
4/21/70	Fayetteville, Ark.	W	9-4
4/21/70	Fayetteville, Ark.	W	9-3
4/19/71	Oklahoma City, Okla.	W	11-0
4/19/71	Oklahoma City, Okla.	W	13-1
1973	Oklahoma City, Okla.	W	6-1
1973	Oklahoma City, Okla.	W	10-0
4/21/73	Fayetteville, Ark.	W	8-2
4/21/73	Fayetteville, Ark.	W	3-2
4/2/74	Oklahoma City, Okla.	L	4-5
4/2/74	Oklahoma City, Okla.	W	9-0
3/6/83	Oklahoma City, Okla.	W	13-4
2/16/85	Fayetteville, Ark.	W	4-0
2/16/85	Fayetteville, Ark.	W	20-13
2/17/85	Fayetteville, Ark.	W	5-2
2/13/96	Fayetteville, Ark.	W	11-9
2/19/97	Fayetteville, Ark.	W	14-6
3/4/98	Fayetteville, Ark.	W	9-6
2/23/99	Fayetteville, Ark.	W	10-8
2/22/00	Fayetteville, Ark.	W	7-3
2/21/01	Fayetteville, Ark.	W	14-4
2/12/02	Fayetteville, Ark.	W	5-4

OKLAHOMA STATE
Overall Series Record: 17-23
Record in Fayetteville, Ark.: 8-9
Record in Stillwater, Okla.: 7-9
Record at Neutral Sites: 2-5

DATE	SITE	W/L	SCORE
4/15/70	Fayetteville, Ark.	W	5-3
4/15/70	Fayetteville, Ark.	W	3-1
4/21/71	Stillwater, Okla.	L	4-6
4/21/71	Stillwater, Okla.	L	4-7
4/29/80	Tulsa, Okla.	W	7-6
2/21/81	Fayetteville, Ark.	L	4-5 (11)
3/26/85	Stillwater, Okla.	L	1-3
4/2/85	Fayetteville, Ark.	L	6-14
4/1/86	Fayetteville, Ark.	L	9-11
4/15/86	Stillwater, Okla.	L	7-8
3/25/87	Stillwater, Okla.	L	1-8
4/21/87	Fayetteville, Ark.	W	9-8
3/19/88	Shreveport, La.	L	4-5
4/11/88	Stillwater, Okla.	W	6-5
5/28/88	Stillwater, Okla.+	L	7-13
3/18/89	Shreveport, La.	L	2-10
4/4/89	Stillwater, Okla.	W	10-4
5/10/89	Fayetteville, Ark.	W	10-6
4/24/90	Stillwater, Okla.	W	7-5
3/19/91	Stillwater, Okla.	L	5-9
4/9/91	Fayetteville, Ark.	W	9-4
3/31/92	Fayetteville, Ark.	L	4-7
4/19/93	Fayetteville, Ark.	W	4-1
4/26/93	Stillwater, Okla.	L	1-4
3/15/94	Fayetteville, Ark.	W	10-5
3/23/94	Stillwater, Okla.	W	13-9
3/20/95	Stillwater, Okla.	L	6-18
3/22/95	Fayetteville, Ark.	L	9-22
5/23/96	Lubbock, Texas+	L	5-6
4/1/98	Tulsa, Okla.	L	3-7
3/21/00	Stillwater, Okla.	W	10-8
3/28/00	Fayetteville, Ark.	L	1-2
4/24/01	Tulsa, Okla.	L	5-6
4/20/04	Fayetteville, Ark.	W	5-2
3/8/05	Stillwater, Okla.	W	11-7
2/11/06	Mobile, Ala.	W	3-0
6/4/06	Fayetteville, Ark.+	L	5-6
6/2/07	Fayetteville, Ark.+	L	3-14
6/3/07	Fayetteville, Ark.+	L	6-7
5/30/15	Stillwater, Okla.+	W	7-5

OLE MISS
Overall Series Record: 45-37
Record in Fayetteville, Ark.: 20-17
Record in Oxford, Miss.: 20-16
Record at Neutral Sites: 5-4

DATE	SITE	W/L	SCORE
4/11/82	Fayetteville, Ark.	W	7-2
5/9/92	Fayetteville, Ark.	L	4-8
5/9/92	Fayetteville, Ark.	W	15-3
5/10/92	Fayetteville, Ark.	W	10-0
5/15/93	Oxford, Miss.	W	8-7
5/15/93	Oxford, Miss.	W	5-1
5/16/93	Oxford, Miss.	L	1-3
5/13/94	Fayetteville, Ark.	L	6-12
5/14/94	Fayetteville, Ark.	L	2-7
5/15/94	Fayetteville, Ark.	W	8-5
5/12/95	Oxford, Miss.	L	1-3
5/13/95	Oxford, Miss.	L	2-11
5/14/95	Oxford, Miss.	W	5-4
5/18/95	Starkville, Miss.!	W	5-2
5/10/96	Oxford, Miss.	W	18-4
5/11/96	Oxford, Miss.	L	2-3
5/12/96	Oxford, Miss.	W	8-3
4/11/97	Fayetteville, Ark.	W	14-13 (10)
4/12/97	Fayetteville, Ark.	W	12-7
4/13/97	Fayetteville, Ark.	W	8-6
3/27/98	Oxford, Miss.	W	12-10
3/28/98	Oxford, Miss.	W	16-8
3/29/98	Oxford, Miss.	L	10-13
5/7/99	Fayetteville, Ark.	W	8-1
5/8/99	Fayetteville, Ark.	W	9-4
5/9/99	Fayetteville, Ark.	W	7-4
5/12/00	Oxford, Miss.	W	6-1
5/13/00	Oxford, Miss.	L	5-12
5/14/00	Oxford, Miss.	W	8-1
4/6/01	Fayetteville, Ark.	W	3-2
4/7/01	Fayetteville, Ark.	L	6-11
4/8/01	Fayetteville, Ark.	W	10-3
5/10/02	Oxford, Miss.	W	5-4
5/11/02	Oxford, Miss.	W	11-5
5/12/02	Oxford, Miss.	W	10-8
5/2/03	Fayetteville, Ark.	L	2-5
5/3/03	Fayetteville, Ark.	W	7-6
5/4/03	Fayetteville, Ark.	W	6-3
5/23/03	Hoover, Ala.!	L	7-8 (11)
5/7/04	Oxford, Miss.	L	0-1
5/8/04	Oxford, Miss.	W	3-1
5/9/04	Oxford, Miss.	L	3-5
5/27/04	Hoover, Ala.!	W	4-3
5/20/05	Fayetteville, Ark.	L	3-5
5/21/05	Fayetteville, Ark.	L	2-10
5/22/05	Fayetteville, Ark.	L	1-9
5/12/06	Oxford, Miss.	W	12-3
5/13/06	Oxford, Miss.	L	3-7
5/14/06	Oxford, Miss.	L	4-5
5/24/06	Hoover, Ala.!	L	4-9
3/2/07	Minneapolis, Minn.	L	4-5
5/17/07	Fayetteville, Ark.	L	4-5
5/18/07	Fayetteville, Ark.	W	4-3 (10)
5/19/07	Fayetteville, Ark.	L	0-5
4/25/08	Oxford, Miss.	L	4-12
4/26/08	Oxford, Miss.	W	13-11 (10)
4/27/08	Oxford, Miss.	W	12-4
5/14/09	Fayetteville, Ark.	L	5-7
5/15/09	Fayetteville, Ark.	L	3-9
5/16/09	Fayetteville, Ark.	L	3-16
5/7/10	Oxford, Miss.	W	11-4
5/8/10	Oxford, Miss.	L	2-3
5/9/10	Oxford, Miss.	W	7-0
5/19/11	Fayetteville, Ark.	L	1-2
5/21/11	Fayetteville, Ark.	W	2-0
5/21/11	Fayetteville, Ark.	W	5-3
4/21/12	Oxford, Miss.	L	2-8
4/21/12	Oxford, Miss.	L	0-1
4/22/12	Oxford, Miss.	W	11-3
5/23/12	Hoover, Ala.!	L	0-2
3/15/13	Fayetteville, Ark.	L	1-7
3/16/13	Fayetteville, Ark.	W	10-1
3/17/13	Fayetteville, Ark.	L	4-6 (13)
5/22/13	Hoover, Ala.!	W	2-1 (10)
5/2/14	Oxford, Miss.	L	2-3
5/3/14	Oxford, Miss.	L	4-7
5/4/14	Oxford, Miss.	W	11-1
5/21/14	Hoover, Ala.!	W	2-1
5/23/14	Hoover, Ala.!	W	8-7
3/26/15	Fayetteville, Ark.	W	10-3
3/27/15	Fayetteville, Ark.	L	4-5
3/28/15	Fayetteville, Ark.	W	5-2

OMAHA
Overall Series Record: 0-2
Record in Fayetteville, Ark.: 0-2

DATE	SITE	W/L	SCORE
4/13/65	Fayetteville, Ark.	L	7-9
4/13/65	Fayetteville, Ark.	L	3-6

ORAL ROBERTS
Overall Series Record: 66-35
Record in Fayetteville, Ark.: 35-14
Record in Tulsa, Okla.: 28-20
Record at Neutral Sites: 3-1

DATE	SITE	W/L	SCORE
4/29/70	Fayetteville, Ark.	W	7-0
4/29/70	Fayetteville, Ark.	W	8-0
4/27/71	Tulsa, Okla.	W	6-1
4/27/71	Tulsa, Okla.	L	4-6
5/4/71	Fayetteville, Ark.	W	12-11
5/4/71	Fayetteville, Ark.	L	2-5
3/25/72	Tulsa, Okla.	L	4-8
3/25/72	Tulsa, Okla.	W	2-1
1973	Tulsa, Okla.	W	5-4
1973	Tulsa, Okla.	L	0-2
3/27/74	Tulsa, Okla.	W	1-0
3/27/74	Tulsa, Okla.	L	0-1
4/15/75	Fayetteville, Ark.	W	5-1
4/15/75	Fayetteville, Ark.	W	4-2
3/30/76	Tulsa, Okla.	W	6-5
3/30/76	Tulsa, Okla.	L	3-6
2/22/77	Fayetteville, Ark.	W	7-0
2/22/77	Fayetteville, Ark.	L	0-2
4/17/79	Tulsa, Okla.	L	2-5
3/11/80	Fayetteville, Ark.	L	3-7
3/11/80	Fayetteville, Ark.	L	0-5
5/3/80	Tulsa, Okla.	W	4-2
5/22/80	Tulsa, Okla.+	W	3-2
3/10/81	Fayetteville, Ark.	L	3-6
3/10/81	Fayetteville, Ark.	L	6-11
5/1/81	Tulsa, Okla.	W	8-6
5/2/81	Tulsa, Okla.	L	1-5

5/2/81	Tulsa, Okla.	L	2-8
5/8/82	Fayetteville, Ark.	W	10-3
5/8/82	Fayetteville, Ark.	L	1-9
5/9/82	Tulsa, Okla.	L	4-9
5/9/82	Tulsa, Okla.	W	10-4
5/6/83	Fayetteville, Ark.	W	6-3
5/6/83	Fayetteville, Ark.	W	11-3
5/7/83	Tulsa, Okla.	L	3-8
5/7/83	Tulsa, Okla.	W	4-1
5/26/83	Stillwater, Okla.+	L	6-7
5/4/84	Fayetteville, Ark.	W	13-1
5/4/84	Fayetteville, Ark.	W	12-4
5/5/84	Tulsa, Okla.	L	8-9
5/5/84	Tulsa, Okla.	W	3-1
5/9/85	Fayetteville, Ark.	W	6-4
5/10/85	Fayetteville, Ark.	W	5-1
5/11/85	Fayetteville, Ark.	W	9-5
5/8/86	Fayetteville, Ark.	W	7-5
5/9/86	Tulsa, Okla.	W	15-6
5/12/86	Tulsa, Okla.	W	9-8 (12)
5/7/87	Fayetteville, Ark.	W	14-4
5/8/87	Fayetteville, Ark.	W	17-5
5/10/87	Tulsa, Okla.	L	2-10
5/15/88	Fayetteville, Ark.	W	18-7
5/16/88	Tulsa, Okla.	L	3-11
4/23/90	Fayetteville, Ark.	W	10-3
2/21/91	Fayetteville, Ark.	W	2-1
3/25/92	Fayetteville, Ark.	L	3-5
3/31/93	Fayetteville, Ark.	W	13-5
4/20/93	Tulsa, Okla.	W	16-1
3/30/94	Tulsa, Okla.	L	7-8
3/31/94	Fayetteville, Ark.	W	7-4
4/12/94	Tulsa, Okla.	L	1-3
4/20/94	Fayetteville, Ark.	L	2-12
3/21/95	Tulsa, Okla.	W	7-0
4/4/95	Tulsa, Okla.	W	8-2 (11)
4/25/95	Tulsa, Okla.	L	0-5
4/26/95	Fayetteville, Ark.	W	9-1
2/20/96	Fayetteville, Ark.	W	19-7
4/2/96	Tulsa, Okla.	W	3-2
4/10/96	Tulsa, Okla.	L	7-8 (10)
4/24/96	Fayetteville, Ark.	W	18-5
4/22/97	Tulsa, Okla.	W	11-6
4/23/97	Fayetteville, Ark.	W	15-5
4/15/98	Fayetteville, Ark.	W	19-7
4/22/98	Tulsa, Okla.	W	8-5
4/14/99	Tulsa, Okla.	W	15-6
4/21/99	Fayetteville, Ark.	L	5-12
4/11/00	Tulsa, Okla.	W	5-4
4/18/00	Fayetteville, Ark.	L	4-8
4/17/01	Tulsa, Okla.	W	4-2
5/1/01	Fayetteville, Ark.	W	10-0
4/16/02	Tulsa, Okla.	W	14-0
4/30/02	Fayetteville, Ark.	W	6-3
6/1/02	Wichita, Kan.+	W	7-6
6/2/02	Wichita, Kan.+	W	11-6
4/1/03	Fayetteville, Ark.	W	9-3
4/15/03	Tulsa, Okla.	W	8-2
4/13/04	Fayetteville, Ark.	L	4-6
4/27/04	Tulsa, Okla.	W	8-4
4/12/05	Tulsa, Okla.	W	15-8
4/26/05	Fayetteville, Ark.	W	5-2
5/2/06	Tulsa, Okla.	L	4-5
6/2/06	Fayetteville, Ark.+	L	3-4 (11)
3/13/07	Fayetteville, Ark.	W	10-2
3/27/07	Tulsa, Okla.	L	3-5
4/8/08	Fayetteville, Ark.	L	4-9
4/15/08	Tulsa, Okla.	L	2-12
4/21/09	Tulsa, Okla.	W	9-6
5/12/09	Fayetteville, Ark.	W	3-2
4/20/10	Fayetteville, Ark.	W	9-5
4/19/11	Tulsa, Okla.	W	6-5
4/24/12	Fayetteville, Ark.	W	6-1
5/29/15	Stillwater, Okla.+	W	8-6

OREGON STATE

Overall Series Record: 2-1
Record at Neutral Sites: 2-1

DATE	SITE	W/L	SCORE
5/22/86	Stillwater, Okla.+	W	4-3
5/24/86	Stillwater, Okla.+	L	0-1
3/17/95	San Jose, Calif.	W	5-4

PACIFIC

Overall Series Record: 0-1
Record at Neutral Sites: 0-1

DATE	SITE	W/L	SCORE
3/3/13	Surprise, Ariz.	L	3-4

PACIFIC LUTHERAN

Overall Series Record: 1-0
Record at Neutral Sites: 1-0

DATE	SITE	W/L	SCORE
3/15/92	Seattle, Wash.	W	8-1

PENN STATE

Overall Series Record: 1-0
Record at Neutral Sites: 1-0

DATE	SITE	W/L	SCORE
3/1/89	Lakeland, Fla.	W	2-1

PEPPERDINE

Overall Series Record: 1-1
Record at Neutral Sites: 1-1

DATE	SITE	W/L	SCORE
6/1/79	Omaha, Neb.+	W	5-4
5/30/08	Palo Alto, Calif.+	L	3-4

PITTSBURG STATE

Overall Series Record: 15-0
Record in Fayetteville, Ark.: 11-0
Record in Pittsburg, Kan.: 4-0

DATE	SITE	W/L	SCORE
4/7/62	Fayetteville, Ark.	W	5-1
4/7/62	Fayetteville, Ark.	W	11-3
4/30/63	Pittsburg, Kan.	W	9-4
4/30/63	Pittsburg, Kan.	W	2-1
1967	Fayetteville, Ark.	W	8-1
1967	Fayetteville, Ark.	W	6-2
4/27/68	Pittsburg, Kan.	W	8-4
4/27/68	Pittsburg, Kan.	W	3-0
4/17/71	Fayetteville, Ark.	W	6-0
4/17/71	Fayetteville, Ark.	W	11-1
4/11/72	Fayetteville, Ark.	W	5-0
4/11/72	Fayetteville, Ark.	W	9-0
3/5/96	Fayetteville, Ark.	W	10-5
2/18/98	Fayetteville, Ark.	W	13-4
4/17/02	Fayetteville, Ark.	W	5-1

PRINCETON

Overall Series Record: 1-0
Record in Fayetteville, Ark.: 1-0

DATE	SITE	W/L	SCORE
6/3/06	Fayetteville, Ark.+	W	6-2

RICE

Overall Series Record: 41-18-1
Record in Fayetteville, Ark.: 23-4-1
Record in Houston, Texas: 16-11
Record at Neutral Sites: 2-3

DATE	SITE	W/L	SCORE
4/2/71	Edinburg, Texas	L	2-5
4/3/71	Edinburg, Texas	L	3-4
4/6/74	Fayetteville, Ark.	L	5-6
4/6/74	Fayetteville, Ark.	W	6-3
4/6/74	Fayetteville, Ark.	W	9-7
4/4/75	Houston, Texas	W	5-0
4/5/75	Houston, Texas	L	1-5
4/5/75	Houston, Texas	L	0-9
4/16/76	Fayetteville, Ark.	W	4-1
4/17/76	Fayetteville, Ark.	W	4-1
4/17/76	Fayetteville, Ark.	W	1-0
4/15/77	Houston, Texas	L	3-8
4/16/77	Houston, Texas	W	7-1
4/16/77	Houston, Texas	W	9-4
3/10/78	Fayetteville, Ark.	W	6-0
3/11/78	Fayetteville, Ark.	W	1-0
3/11/78	Fayetteville, Ark.	W	6-0
3/9/79	Houston, Texas	W	6-3
3/10/79	Houston, Texas	W	7-2
3/10/79	Houston, Texas	W	12-3
4/11/80	Fayetteville, Ark.	W	14-6
4/12/80	Fayetteville, Ark.	W	5-2
4/12/80	Fayetteville, Ark.	L	8-9
3/27/81	Houston, Texas	W	3-2
3/28/81	Houston, Texas	L	4-5
3/28/81	Houston, Texas	L	3-4
5/16/81	Austin, Texas!	W	5-4
3/26/82	Fayetteville, Ark.	T	4-4 (11)
3/27/82	Fayetteville, Ark.	W	2-1
3/27/82	Fayetteville, Ark.	W	17-2
3/28/82	Fayetteville, Ark.	W	6-1
3/19/83	Houston, Texas	L	1-6
3/19/83	Houston, Texas	L	2-3 (12)
3/20/83	Houston, Texas	W	7-4 (10)
3/25/84	Fayetteville, Ark.	W	5-3
3/25/84	Fayetteville, Ark.	W	6-3
3/26/84	Fayetteville, Ark.	L	2-7
5/12/84	Austin, Texas!	L	1-8
3/17/85	Houston, Texas	W	8-4
3/17/85	Houston, Texas	L	2-13
3/15/86	Fayetteville, Ark.	W	6-0
3/15/86	Fayetteville, Ark.	W	10-5
3/15/86	Fayetteville, Ark.	W	15-7
4/24/87	Houston, Texas	W	4-3
4/25/87	Houston, Texas	W	5-1
4/25/87	Houston, Texas	W	3-0
5/13/88	Fayetteville, Ark.	W	6-1
5/14/88	Fayetteville, Ark.	W	10-1
5/14/88	Fayetteville, Ark.	W	9-8
4/21/89	Houston, Texas	W	10-2
4/22/89	Houston, Texas	L	1-3
4/22/89	Houston, Texas	W	8-4
4/20/90	Fayetteville, Ark.	W	9-1
4/21/90	Fayetteville, Ark.	L	1-2 (11)
4/21/90	Fayetteville, Ark.	W	6-5
5/17/90	Austin, Texas!	W	7-5
3/8/91	Houston, Texas	L	3-4
3/9/91	Houston, Texas	W	8-4
3/9/91	Houston, Texas	L	8-9
6/2/12	Houston, Texas+	W	1-0

SAINT LOUIS

Overall Series Record: 9-0
Record in Fayetteville, Ark.: 8-0
Record in St. Louis, Mo.: 1-0

DATE	SITE	W/L	SCORE
3/10/87	Fayetteville, Ark.	W	20-10
3/11/87	Fayetteville, Ark.	W	9-0
3/11/87	Fayetteville, Ark.	W	15-5
3/3/90	Fayetteville, Ark.	W	14-4
3/3/90	Fayetteville, Ark.	W	10-7
3/7/00	Fayetteville, Ark.	W	7-4
3/8/00	Fayetteville, Ark.	W	14-4
3/20/02	St. Louis, Mo.	W	6-4
4/7/10	Fayetteville, Ark.	W	32-8

SAM HOUSTON STATE

Overall Series Record: 2-0
Record at Neutral Sites: 2-0

DATE	SITE	W/L	SCORE
6/1/12	Houston, Texas+	W	5-4
6/3/12	Houston, Texas+	W	5-1

SAN DIEGO STATE

Overall Series Record: 8-1
Record in Fayetteville, Ark: 4-0
Record in San Diego, Calif.: 3-1
Record at Neutral Sites: 1-0

DATE	SITE	W/L	SCORE
3/3/01	Minneapolis, Minn.	W	6-4
3/10/11	San Diego, Calif.	W	12-4
3/11/11	San Diego, Calif.	W	11-6
3/12/11	San Diego, Calif.	L	2-3
3/13/11	San Diego, Calif.	W	5-2
3/7/13	Fayetteville, Ark.	W	2-0
3/8/13	Fayetteville, Ark.	W	4-3
3/9/13	Fayetteville, Ark.	W	8-2
3/9/13	Fayetteville, Ark.	W	4-1

SAN FRANCISCO

Overall Series Record: 0-1
Record at Neutral Sites: 0-1

DATE	SITE	W/L	SCORE
3/7/14	Berkeley, Calif.	L	1-2

SAN JOSE STATE

Overall Series Record: 2-0
Record in San Jose, Calif.: 2-0

DATE	SITE	W/L	SCORE
3/18/95	San Jose, Calif.	W	12-8
3/19/95	San Jose, Calif.	W	7-4

SANTA CLARA

Overall Series Record: 1-0
Record at Neutral Sites: 1-0

DATE	SITE	W/L	SCORE
3/17/95	San Jose, Calif.	W	10-3

SCHOOL OF THE OZARKS
Overall Series Record: 8-1
Record in Fayetteville, Ark.: 8-1

DATE	SITE	W/L	SCORE
3/23/84	Fayetteville, Ark.	W	6-2
3/19/85	Fayetteville, Ark.	W	4-3
3/19/85	Fayetteville, Ark.	W	6-0
4/20/87	Fayetteville, Ark.	W	12-1
3/22/89	Fayetteville, Ark.	W	14-5
3/22/89	Fayetteville, Ark.	W	10-0
4/4/90	Fayetteville, Ark.	L	1-5
2/19/91	Fayetteville, Ark.	W	15-5
3/26/92	Fayetteville, Ark.	W	13-3

SIENA
Overall Series Record: 3-0
Record in Fayetteville, Ark.: 3-0

DATE	SITE	W/L	SCORE
3/7/08	Fayetteville, Ark.	W	14-5
3/8/08	Fayetteville, Ark.	W	17-2
3/9/08	Fayetteville, Ark.	W	10-4

SIU-EDWARDSVILLE
Overall Series Record: 1-1
Record in Fayetteville, Ark.: 1-1

DATE	SITE	W/L	SCORE
3/29/76	Fayetteville, Ark.	L	2-5
3/29/76	Fayetteville, Ark.	W	7-3

SMU
Overall Series Record: 22-4
Record in Fayetteville, Ark.: 11-0
Record in Dallas, Texas: 11-4

DATE	SITE	W/L	SCORE
4/4/61	Dallas, Texas	L	1-7
4/5/61	Dallas, Texas	W	11-7
4/4/67	Fayetteville, Ark.	W	4-1
4/4/67	Fayetteville, Ark.	W	8-7
4/22/69	Dallas, Texas	L	3-8
1973	Dallas, Texas	W	3-1
1973	Dallas, Texas	W	4-3
3/15/74	Fayetteville, Ark.	W	4-2
3/16/74	Fayetteville, Ark.	W	11-3
3/16/74	Fayetteville, Ark.	W	6-2
1975	Dallas, Texas	W	4-1
3/26/76	Dallas, Texas	W	17-2
3/27/76	Dallas, Texas	W	10-1
3/27/76	Dallas, Texas	W	2-1
3/25/77	Fayetteville, Ark.	W	1-0
3/26/77	Fayetteville, Ark.	W	4-1
3/26/77	Fayetteville, Ark.	W	3-1
3/31/78	Dallas, Texas	W	5-2
4/1/78	Dallas, Texas	W	9-2
4/1/78	Dallas, Texas	W	6-4
3/30/79	Fayetteville, Ark.	W	3-1
3/31/79	Fayetteville, Ark.	W	3-1
3/31/79	Fayetteville, Ark.	W	9-2
2/29/80	Dallas, Texas	W	2-0
3/1/80	Dallas, Texas	L	1-2
3/1/80	Dallas, Texas	L	1-9

SOUTH ALABAMA
Overall Series Record: 3-2
Record in Fayetteville, Ark.: 1-2
Record in Mobile, Ala.: 2-0

DATE	SITE	W/L	SCORE
2/12/06	Mobile, Ala.	W	8-7
2/28/14	Fayetteville, Ark.	W	2-1
3/1/14	Fayetteville, Ark.	L	1-2
3/1/14	Fayetteville, Ark.	L	3-5
2/21/15	Mobile, Ala.	W	7-0

SOUTH CAROLINA
Overall Series Record: 37-29
Record in Fayetteville, Ark.: 18-10
Record in Columbia, S.C.: 14-13
Record at Neutral Sites: 5-6

DATE	SITE	W/L	SCORE
5/31/85	Omaha, Neb.+	W	1-0
3/28/92	Fayetteville, Ark.	W	8-3
3/28/92	Fayetteville, Ark.	W	7-2
3/29/92	Fayetteville, Ark.	L	11-20
5/13/92	New Orleans, La.!	W	8-6
5/15/92	New Orleans, La.!	L	5-9
4/3/93	Columbia, S.C.	L	11-18
4/3/93	Columbia, S.C.	L	1-8
4/4/93	Columbia, S.C.	L	3-5
3/29/96	Fayetteville, Ark.	W	8-1
3/30/96	Fayetteville, Ark.	W	2-1
3/31/96	Fayetteville, Ark.	L	2-13
3/28/97	Columbia, S.C.	W	11-8
3/29/97	Columbia, S.C.	L	9-14
3/30/97	Columbia, S.C.	W	30-7
3/6/98	Fayetteville, Ark.	W	11-1
3/8/98	Fayetteville, Ark.	W	17-16
5/14/99	Columbia, S.C.	W	8-2
5/15/99	Columbia, S.C.	L	6-16
5/16/99	Columbia, S.C.	W	13-5
5/5/00	Fayetteville, Ark.	L	2-8
5/6/00	Fayetteville, Ark.	W	11-10
5/7/00	Fayetteville, Ark.	W	9-3
3/9/01	Columbia, S.C.	L	5-16
3/10/01	Columbia, S.C.	L	4-7
3/11/01	Columbia, S.C.	L	3-9
4/5/02	Fayetteville, Ark.	W	7-4
4/6/02	Fayetteville, Ark.	W	8-7 (15)
5/22/02	Hoover, Ala.!	L	1-10
5/24/02	Hoover, Ala.!	L	1-4
3/14/03	Columbia, S.C.	L	2-7
3/16/03	Columbia, S.C.	W	2-1
3/16/03	Columbia, S.C.	W	4-1
3/26/04	Fayetteville, Ark.	W	5-3
3/27/04	Fayetteville, Ark.	W	5-4
3/28/04	Fayetteville, Ark.	L	2-10
5/29/04	Hoover, Ala.!	L	2-3
3/18/05	Columbia, S.C.	W	9-1
3/19/05	Columbia, S.C.	L	3-12
3/20/05	Columbia, S.C.	W	5-3
5/24/07	Hoover, Ala.!	W	6-0
5/26/07	Hoover, Ala.!	W	3-2
5/9/08	Fayetteville, Ark.	W	12-11
5/10/08	Fayetteville, Ark.	W	6-3
5/11/08	Fayetteville, Ark.	W	4-2
4/3/09	Columbia, S.C.	W	6-4
4/4/09	Columbia, S.C.	L	1-9
4/5/09	Columbia, S.C.	W	7-4
5/14/10	Fayetteville, Ark.	L	2-3
5/15/10	Fayetteville, Ark.	L	0-5
5/16/10	Fayetteville, Ark.	L	3-5
5/13/11	Columbia, S.C.	W	6-2
5/14/11	Columbia, S.C.	L	5-6
5/15/11	Columbia, S.C.	L	1-7
5/4/12	Fayetteville, Ark.	L	6-8 (10)
5/5/12	Fayetteville, Ark.	W	7-6
5/6/12	Fayetteville, Ark.	L	7-10
6/18/12	Omaha, Neb.+	W	2-1
6/21/12	Omaha, Neb.+	L	0-2
6/22/12	Omaha, Neb.+	L	2-3
3/22/13	Columbia, S.C.	W	15-3
3/23/13	Columbia, S.C.	W	4-2
3/24/13	Columbia, S.C.	W	5-3 (11)
4/4/14	Fayetteville, Ark.	L	1-2
4/4/14	Fayetteville, Ark.	W	4-1
4/5/14	Fayetteville, Ark.	W	7-0

SOUTH DAKOTA
Overall Series Record: 6-0
Record in Fayetteville, Ala.: 6-0

DATE	SITE	W/L	SCORE
4/13/79	Fayetteville, Ark.	W	4-0
4/13/79	Fayetteville, Ark.	W	7-0
4/14/79	Fayetteville, Ark.	W	7-1
4/14/79	Fayetteville, Ark.	W	8-1
3/9/82	Fayetteville, Ark.	W	12-4
3/9/82	Fayetteville, Ark.	W	10-0

SOUTH DAKOTA STATE
Overall Series Record: 3-1
Record in Fayetteville, Ark.: 3-1

DATE	SITE	W/L	SCORE
3/5/08	Fayetteville, Ark.	W	13-1
3/5/08	Fayetteville, Ark.	W	20-4
3/9/10	Fayetteville, Ark.	L	2-3
3/10/10	Fayetteville, Ark.	W	21-2

SOUTHEAST MISSOURI STATE
Overall Series Record: 6-5
Record in Fayetteville, Ark.: 6-5

DATE	SITE	W/L	SCORE
4/12/95	Fayetteville, Ark.	W	10-6
3/26/96	Fayetteville, Ark.	W	8-3
2/11/00	Fayetteville, Ark.	W	4-3
2/12/00	Fayetteville, Ark.	W	3-1
2/13/00	Fayetteville, Ark.	L	7-8
5/14/02	Fayetteville, Ark.	L	1-5
5/15/02	Fayetteville, Ark.	L	4-5
5/3/11	Fayetteville, Ark.	W	10-0
5/4/11	Fayetteville, Ark.	L	5-6
3/17/15	Fayetteville, Ark.	W	4-3
3/18/15	Fayetteville, Ark.	L	11-12

SOUTHEAST OKLAHOMA STATE
Overall Series Record: 6-0
Record in Fayetteville, Ark.: 6-0

DATE	SITE	W/L	SCORE
3/5/85	Fayetteville, Ark.	W	15-6
4/28/87	Fayetteville, Ark.	W	14-10
4/25/88	Fayetteville, Ark.	W	10-5
4/26/88	Fayetteville, Ark.	W	15-13
4/9/89	Fayetteville, Ark.	W	11-1
3/4/94	Fayetteville, Ark.	W	13-6

SOUTHERN CALIFORNIA
Overall Series Record: 0-1
Record at Neutral Sites: 0-1

DATE	SITE	W/L	SCORE
5/24/96	Lubbock, Texas+	L	5-15

SOUTHERN ILLINOIS
Overall Series Record: 3-6
Record in Fayetteville, Ark.: 3-6

DATE	SITE	W/L	SCORE
5/5/66	Fayetteville, Ark.	L	0-7
3/4/79	Fayetteville, Ark.	L	2-3
3/4/79	Fayetteville, Ark.	L	5-18
3/9/80	Fayetteville, Ark.	W	6-5
3/9/80	Fayetteville, Ark.	L	4-8
3/2/82	Fayetteville, Ark.	L	0-3
3/2/82	Fayetteville, Ark.	W	2-1
3/1/83	Fayetteville, Ark.	L	3-7
3/1/83	Fayetteville, Ark.	W	6-2

SOUTHERN MISS
Overall Series Record: 4-8
Record in Fayetteville, Ark.: 2-1
Record in Hattiesburg, Miss.: 2-7

DATE	SITE	W/L	SCORE
4/12/63	Hattiesburg, Miss.	L	4-5
4/13/63	Hattiesburg, Miss.	L	0-4
4/16/65	Hattiesburg, Miss.	L	1-4
4/17/65	Hattiesburg, Miss.	L	9-15
4/13/66	Hattiesburg, Miss.	L	0-13
4/14/66	Hattiesburg, Miss.	L	0-19
3/11/94	Fayetteville, Ark.	W	4-2
3/12/94	Fayetteville, Ark.	W	16-9
3/13/94	Fayetteville, Ark.	L	8-9 (10)
3/10/95	Hattiesburg, Miss.	W	10-1
3/11/95	Hattiesburg, Miss.	L	3-4 (12)
3/12/95	Hattiesburg, Miss.	W	8-2

SOUTHWEST BAPTIST
Overall Series Record: 18-0
Record in Fayetteville, Ark.: 18-0

DATE	SITE	W/L	SCORE
3/13/76	Fayetteville, Ark.	W	9-1
3/13/76	Fayetteville, Ark.	W	6-1
3/5/79	Fayetteville, Ark.	W	5-0
3/5/79	Fayetteville, Ark.	W	9-2
3/12/80	Fayetteville, Ark.	W	10-3
3/12/80	Fayetteville, Ark.	W	11-1
3/17/81	Fayetteville, Ark.	W	20-9
3/17/81	Fayetteville, Ark.	W	8-3
2/26/83	Fayetteville, Ark.	W	10-1
2/26/83	Fayetteville, Ark.	W	8-2
3/21/84	Fayetteville, Ark.	W	21-0
3/21/84	Fayetteville, Ark.	W	33-4
4/18/88	Fayetteville, Ark.	W	16-3
3/21/89	Fayetteville, Ark.	W	12-1
2/22/93	Fayetteville, Ark.	W	21-5
2/22/94	Fayetteville, Ark.	W	15-6
2/21/95	Fayetteville, Ark.	W	10-1
2/23/98	Fayetteville, Ark.	W	20-2

SOUTHWESTERN (OKLA.) STATE

Overall Series Record: 1-3
Record in Fayetteville, Ark.: 1-3

DATE	SITE	W/L	SCORE
4/6/72	Fayetteville, Ark.	L	2-6
4/8/75	Fayetteville, Ark.	L	7-8
4/8/75	Fayetteville, Ark.	L	4-7
3/1/77	Fayetteville, Ark.	W	2-0

STANFORD

Overall Series Record: 1-3
Record in Palo Alto, Calif.: 0-1
Record at Neutral Sites: 1-2

DATE	SITE	W/L	SCORE
6/6/85	Omaha, Neb.+	W	10-4
5/24/86	Stillwater, Okla.+	L	0-1
5/27/95	Wichita, Kan.+	L	3-10
5/31/08	Palo Alto, Calif.+	L	1-5

ST. CLOUD STATE

Overall Series Record: 2-0-1
Record in Fayetteville, Ark.: 2-0-1

DATE	SITE	W/L	SCORE
1971	Fayetteville, Ark.	W	8-7
3/20/72	Fayetteville, Ark.	W	9-6
3/19/73	Fayetteville, Ark.	T	17-17

ST. EDWARDS

Overall Series Record: 1-1
Record in Austin, Texas: 0-1
Record at Neutral Sites: 1-0

DATE	SITE	W/L	SCORE
3/31/67	San Antonio, Texas	W	8-6
1970	Austin, Texas	L	7-8

STEPHEN F. AUSTIN

Overall Series Record: 7-0
Record in Fayetteville, Ark.: 6-0
Record at Neutral Sites: 1-0

DATE	SITE	W/L	SCORE
3/13/89	Fayetteville, Ark.	W	9-1
2/18/06	Edinburg, Texas	W	15-7
4/17/12	Fayetteville, Ark.	W	8-3
4/17/12	Fayetteville, Ark.	W	4-3
4/15/14	Fayetteville, Ark.	W	7-2
4/14/15	Fayetteville, Ark.	W	8-2
4/15/15	Fayetteville, Ark.	W	15-3

ST. JOHN'S

Overall Series Record: 4-0
Record in Fayetteville, Ark.: 3-0
Record at Neutral Sites: 1-0

DATE	SITE	W/L	SCORE
2/20/04	Fayetteville, Ark.	W	14-7
2/21/04	Fayetteville, Ark.	W	6-5
2/22/04	Fayetteville, Ark.	W	14-3
5/31/15	Stillwater, Okla.+	W	4-3

ST. MARY'S (TEXAS)

Overall Series Record: 2-2
Record in San Antonio, Texas: 2-2

DATE	SITE	W/L	SCORE
3/25/68	San Antonio, Texas	W	3-2
1970	San Antonio, Texas	W	8-1
3/26/70	San Antonio, Texas	L	0-1
3/29/71	San Antonio, Texas	L	2-4

ST. OLAF

Overall Series Record: 2-0
Record in Fayetteville, Texas: 2-0

DATE	SITE	W/L	SCORE
3/27/73	Fayetteville, Ark.	W	4-0
3/27/89	Fayetteville, Ark.	W	11-3

TCU

Overall Series Record: 45-19
Record in Fayetteville, Ark.: 25-2
Record in Fort Worth, Texas: 19-17
Record at Neutral Sites: 1-0

DATE	SITE	W/L	SCORE
4/3/61	Fort Worth, Texas	W	7-4
3/22/66	Fort Worth, Texas	L	3-9
4/21/69	Fort Worth, Texas	L	13-14
4/12/74	Fort Worth, Texas	L	2-8
4/13/74	Fort Worth, Texas	L	5-6
4/13/74	Fort Worth, Texas	L	3-5
4/11/75	Fort Worth, Texas	L	8-9
4/12/75	Fort Worth, Texas	L	1-13
4/12/75	Fort Worth, Texas	L	2-4
4/2/76	Fayetteville, Ark.	W	7-5
4/3/76	Fayetteville, Ark.	L	5-6
4/3/76	Fayetteville, Ark.	W	7-6
4/1/77	Fort Worth, Texas	L	2-5
4/2/77	Fort Worth, Texas	W	3-0
4/2/77	Fort Worth, Texas	W	6-5
3/24/78	Fayetteville, Ark.	W	6-3
3/25/78	Fayetteville, Ark.	W	4-3
3/25/78	Fayetteville, Ark.	W	7-2
3/23/79	Fort Worth, Texas	W	7-1
3/24/79	Fort Worth, Texas	W	10-1
3/24/79	Fort Worth, Texas	W	9-4
4/25/80	Fayetteville, Ark.	W	5-1
4/26/80	Fayetteville, Ark.	W	3-2
4/26/80	Fayetteville, Ark.	W	18-17
3/13/81	Fort Worth, Texas	W	4-1
3/14/81	Fort Worth, Texas	L	5-6
3/14/81	Fort Worth, Texas	L	5-6
3/13/82	Fayetteville, Ark.	W	3-1
3/13/82	Fayetteville, Ark.	W	2-1
3/13/82	Fayetteville, Ark.	W	8-4
4/23/83	Fort Worth, Texas	W	4-3
4/23/83	Fort Worth, Texas	W	10-5
4/24/83	Fort Worth, Texas	W	9-3
4/28/84	Fayetteville, Ark.	W	6-5
4/28/84	Fayetteville, Ark.	W	8-5
4/29/84	Fayetteville, Ark.	W	6-5 (10)
4/19/85	Fort Worth, Texas	W	19-7
4/20/85	Fort Worth, Texas	L	3-4
4/20/85	Fort Worth, Texas	W	12-6
4/18/86	Fayetteville, Ark.	W	13-3
4/20/86	Fayetteville, Ark.	W	7-6
4/20/86	Fayetteville, Ark.	W	6-5 (10)
4/10/87	Fort Worth, Texas	W	9-7
4/11/87	Fort Worth, Texas	L	6-7
4/11/87	Fort Worth, Texas	W	13-7
4/15/88	Fayetteville, Ark.	W	3-2
4/16/88	Fayetteville, Ark.	L	1-3
4/16/88	Fayetteville, Ark.	W	3-2
4/7/89	Fort Worth, Texas	W	5-4
4/8/89	Fort Worth, Texas	W	8-6
4/8/89	Fort Worth, Texas	W	11-3
4/6/90	Fayetteville, Ark.	W	10-3
4/7/90	Fayetteville, Ark.	W	4-3
4/7/90	Fayetteville, Ark.	W	7-3
4/12/91	Fort Worth, Texas	L	1-4
4/13/91	Fort Worth, Texas	W	12-2
4/14/91	Fort Worth, Texas	W	12-6
2/11/94	Fort Worth, Texas	L	3-7
2/12/94	Fort Worth, Texas	L	4-21
2/13/94	Fort Worth, Texas	L	4-6 (13)
3/4/95	Fayetteville, Ark.	W	9-7
3/5/95	Fayetteville, Ark.	W	8-4
3/5/95	Fayetteville, Ark.	W	3-2
2/17/06	Edinburg, Texas	W	5-2

TENNESSEE

Overall Series Record: 32-26
Record in Fayetteville, Ark.: 16-10
Record in Knoxville, Tenn.: 13-15
Record at Neutral Sites: 3-1

DATE	SITE	W/L	SCORE
3/14/92	Seattle, Wash.	W	1-0
3/25/94	Fayetteville, Ark.	L	4-8
3/26/94	Fayetteville, Ark.	L	11-12 (10)
3/27/94	Fayetteville, Ark.	W	17-11
3/24/95	Knoxville, Tenn.	L	0-7
3/25/95	Knoxville, Tenn.	L	4-5 (12)
3/26/95	Knoxville, Tenn.	L	4-5
3/9/96	Fayetteville, Ark.	L	3-9
3/9/96	Fayetteville, Ark.	L	3-4
3/10/96	Fayetteville, Ark.	W	15-3
3/7/97	Knoxville, Tenn.	L	3-5
3/8/97	Knoxville, Tenn.	L	10-13
3/9/97	Knoxville, Tenn.	L	12-13
4/17/98	Knoxville, Tenn.	W	11-8
3/26/99	Fayetteville, Ark.	W	10-6
3/27/99	Fayetteville, Ark.	W	7-3
3/28/99	Fayetteville, Ark.	W	13-12
3/10/00	Knoxville, Tenn.	W	10-5
3/11/00	Knoxville, Tenn.	W	14-5
3/12/00	Knoxville, Tenn.	L	0-14
4/20/01	Knoxville, Tenn.	L	7-8
4/21/01	Knoxville, Tenn.	L	3-6
4/22/01	Knoxville, Tenn.	W	14-1
4/19/02	Fayetteville, Ark.	L	9-14
4/20/02	Fayetteville, Ark.	W	7-6 (12)
4/21/02	Fayetteville, Ark.	W	9-2
5/9/03	Knoxville, Tenn.	L	0-1 (12)
5/10/03	Knoxville, Tenn.	L	1-8
5/11/03	Knoxville, Tenn.	L	3-4 (11)
4/30/04	Fayetteville, Ark.	L	3-9
5/1/04	Fayetteville, Ark.	W	4-1
5/2/04	Fayetteville, Ark.	W	5-3
5/26/04	Hoover, Ala.!	L	6-8
5/28/04	Hoover, Ala.!	W	4-1
4/15/05	Knoxville, Tenn.	W	4-1
4/16/05	Knoxville, Tenn.	L	2-8
4/17/05	Knoxville, Tenn.	L	3-4
3/31/06	Fayetteville, Ark.	W	6-1
4/1/06	Fayetteville, Ark.	L	6-11
4/2/06	Fayetteville, Ark.	W	13-11
3/30/07	Knoxville, Tenn.	W	6-2
3/31/07	Knoxville, Tenn.	W	4-3
4/1/07	Knoxville, Tenn.	W	11-7
4/18/08	Fayetteville, Ark.	W	5-4
4/19/08	Fayetteville, Ark.	W	5-4 (10)
4/20/08	Fayetteville, Ark.	L	6-7 (10)
4/24/09	Knoxville, Tenn.	W	9-3
4/25/09	Knoxville, Tenn.	L	4-5
4/26/09	Knoxville, Tenn.	W	15-8
5/17/12	Knoxville, Tenn.	W	8-0
5/18/12	Knoxville, Tenn.	W	10-3
5/19/12	Knoxville, Tenn.	W	8-2
5/10/13	Fayetteville, Ark.	L	3-8
5/11/13	Fayetteville, Ark.	W	11-1
5/12/13	Fayetteville, Ark.	W	10-2
5/8/15	Fayetteville, Ark.	L	4-5
5/10/15	Fayetteville, Ark.	W	5-2
5/19/15	Hoover, Ala.!	W	2-1

TEXAS

Overall Series Record: 28-54
Record in Fayetteville, Ark.: 12-15
Record in Austin, Texas: 13-28
Record at Neutral Sites: 3-11

DATE	SITE	W/L	SCORE
3/29/74	Fayetteville, Ark.	L	4-19
3/30/74	Fayetteville, Ark.	L	2-3
3/30/74	Fayetteville, Ark.	W	8-5
3/29/75	Austin, Texas	L	1-6
3/29/75	Austin, Texas	L	1-5
3/29/75	Austin, Texas	L	2-3
4/23/76	Austin, Texas	L	1-10
4/24/76	Austin, Texas	L	3-6
4/24/76	Austin, Texas	W	5-2
4/22/77	Fayetteville, Ark.	L	1-5
4/23/77	Fayetteville, Ark.	L	1-7
4/23/77	Fayetteville, Ark.	W	1-0
5/14/77	Austin, Texas!	L	1-8
3/3/78	Austin, Texas	W	5-4
3/4/78	Austin, Texas	W	2-1
3/4/78	Austin, Texas	L	3-8
3/2/79	Fayetteville, Ark.	W	2-0
3/3/79	Fayetteville, Ark.	L	2-3
3/3/79	Fayetteville, Ark.	L	0-1
5/13/79	Austin, Texas!	L	2-6
5/14/79	Austin, Texas!	L	6-12
6/5/79	Omaha, Neb.+	W	9-4
4/4/80	Austin, Texas	W	2-1
4/5/80	Austin, Texas	L	3-15
4/5/80	Austin, Texas	W	8-6
5/8/80	College Station, Texas!	L	4-6
5/9/80	College Station, Texas!	W	8-7
5/10/80	College Station, Texas!	L	4-9
4/3/81	Fayetteville, Ark.	W	7-0
4/4/81	Fayetteville, Ark.	L	4-5
4/4/81	Fayetteville, Ark.	L	6-8
5/18/81	Austin, Texas!	L	1-11
4/2/82	Austin, Texas	W	8-1
4/3/82	Austin, Texas	L	5-11
4/3/82	Austin, Texas	L	2-5
5/15/82	College Station, Texas!	L	0-8
3/27/83	Little Rock, Ark.	L	4-9
3/27/83	Little Rock, Ark.	L	1-6
3/27/83	Little Rock, Ark.	L	9-11
5/14/83	Austin, Texas!	L	2-9
5/15/83	Austin, Texas!	W	5-4
5/16/83	Austin, Texas!	L	0-14
3/30/84	Austin, Texas	L	2-5
3/31/84	Austin, Texas	L	5-7
3/31/84	Austin, Texas	W	13-4

5/11/84	Austin, Texas!	L	1-8
3/22/85	Fayetteville, Ark.	W	5-4
3/23/85	Fayetteville, Ark.	W	2-1
3/23/85	Fayetteville, Ark.	L	3-13
5/18/85	Fayetteville, Ark.!	W	9-5
5/19/85	Fayetteville, Ark.!	W	10-6
6/8/85	Omaha, Neb.+	L	7-8
3/21/86	Austin, Texas	L	0-8
3/22/86	Austin, Texas	W	3-0
3/22/86	Austin, Texas	L	3-12
5/1/87	Fayetteville, Ark.	L	5-9
5/2/87	Fayetteville, Ark.	W	9-3
5/2/87	Fayetteville, Ark.	L	1-4
5/17/87	Austin, Texas!	L	3-10
5/18/87	Austin, Texas!	L	2-3
5/30/87	Omaha, Neb.+	L	6-13
5/7/88	Austin, Texas	W	5-0
5/8/88	Austin, Texas	L	1-8
5/8/88	Austin, Texas	L	2-15
5/20/88	Fayetteville, Ark.!	L	1-7
4/28/89	Fayetteville, Ark.	L	4-5
4/29/89	Fayetteville, Ark.	W	8-4
4/29/89	Fayetteville, Ark.	W	14-7
5/18/89	College Station, Texas!	L	3-8
5/20/89	College Station, Texas!	L	1-9
4/27/90	Austin, Texas	W	13-11
4/28/90	Austin, Texas	L	3-4
4/28/90	Austin, Texas	W	6-5
5/18/90	Austin, Texas!	L	4-11
5/3/91	Fayetteville, Ark.	L	2-4
5/4/91	Fayetteville, Ark.	L	2-3
5/4/91	Fayetteville, Ark.	W	4-2
6/18/04	Omaha, Neb.+	L	2-13
6/4/05	Austin, Texas+	W	9-2
6/5/05	Austin, Texas+	L	8-19
6/6/05	Austin, Texas+	L	2-5
3/4/12	Houston, Texas	W	7-3

TEXAS A&M

Overall Series Record: 36-38
Record in Fayetteville, Ark.: 15-18
Record in College Station, Texas: 18-18
Record at Neutral Sites: 3-2

DATE	SITE	W/L	SCORE
3/22/74	College Station, Texas	L	2-5
3/23/74	College Station, Texas	L	1-15
3/23/74	College Station, Texas	L	0-15
3/21/75	Fayetteville, Ark.	W	4-1
3/22/75	Fayetteville, Ark.	L	2-3
3/22/75	Fayetteville, Ark.	L	0-5
4/30/76	Fayetteville, Ark.	L	6-7
5/1/76	Fayetteville, Ark.	L	1-3
5/1/76	Fayetteville, Ark.	L	5-7
2/25/77	College Station, Texas	L	0-6
2/26/77	College Station, Texas	L	3-4
2/26/77	College Station, Texas	L	0-4
5/13/77	Austin, Texas!	L	2-5
4/28/78	Fayetteville, Ark.	L	1-6
4/29/78	Fayetteville, Ark.	L	0-5
4/29/78	Fayetteville, Ark.	W	6-5
5/13/78	Austin, Texas!	L	0-5
4/27/79	College Station, Texas	L	0-6
4/28/79	College Station, Texas	W	2-0 (11)
4/28/79	College Station, Texas	W	9-1
5/14/79	Austin, Texas!	W	6-2
3/28/80	Fayetteville, Ark.	W	4-2
3/28/80	Fayetteville, Ark.	L	5-8
5/7/80	College Station, Texas!	W	19-10
4/10/81	College Station, Texas	W	4-0
4/11/81	College Station, Texas	L	2-9
4/11/81	College Station, Texas	W	19-6
4/9/82	Fayetteville, Ark.	W	6-5
4/10/82	Fayetteville, Ark.	L	2-5
4/10/82	Fayetteville, Ark.	W	16-9
4/1/83	College Station, Texas	W	10-8
4/2/83	College Station, Texas	W	3-0
4/2/83	College Station, Texas	W	10-9
4/6/84	Fayetteville, Ark.	L	8-10
4/7/84	Fayetteville, Ark.	W	1-0
4/7/84	Fayetteville, Ark.	W	4-0
3/29/85	College Station, Texas	L	2-6
3/31/85	College Station, Texas	W	6-4
3/31/85	College Station, Texas	W	15-4
3/28/86	Fayetteville, Ark.	L	0-6
3/29/86	Fayetteville, Ark.	W	10-0
3/29/86	Fayetteville, Ark.	L	2-5
5/16/86	College Station, Texas!	L	0-4
3/20/87	College Station, Texas	W	17-10
3/21/87	College Station, Texas	W	8-2
3/21/87	College Station, Texas	W	7-3
5/15/87	Austin, Texas!	W	4-3
3/25/88	Fayetteville, Ark.	W	5-0
3/26/88	Fayetteville, Ark.	L	1-6
3/26/88	Fayetteville, Ark.	L	6-8
5/19/88	Fayetteville, Ark.!	L	3-4
5/5/89	College Station, Texas	W	11-9 (16)
5/6/89	College Station, Texas	L	2-3
5/7/89	College Station, Texas	L	0-9
5/5/90	Fayetteville, Ark.	L	3-4
5/5/90	Fayetteville, Ark.	W	6-2
5/6/90	Fayetteville, Ark.	W	13-4
3/22/91	College Station, Texas	L	3-9
3/23/91	College Station, Texas	L	0-2
3/23/91	College Station, Texas	W	7-4
2/27/04	College Station, Texas	L	5-7
2/28/04	College Station, Texas	W	6-4
2/29/04	College Station, Texas	L	7-9
3/1/08	College Station, Texas	L	7-15
4/19/13	Fayetteville, Ark.	L	3-5
4/20/13	Fayetteville, Ark.	W	12-2
4/21/13	Fayetteville, Ark.	W	2-1
5/9/14	Fayetteville, Ark.	W	3-2
5/10/14	Fayetteville, Ark.	W	7-3
5/11/14	Fayetteville, Ark.	L	5-6 (10)
5/20/14	Hoover, Ala.!	W	4-0
4/18/15	College Station, Texas	L	6-13
4/18/15	College Station, Texas	W	9-8
4/19/15	College Station, Texas	W	8-2

TEXAS-ARLINGTON

Overall Series Record: 7-1
Record in Arlington, Texas: 4-1
Record at Neutral Sites: 3-0

DATE	SITE	W/L	SCORE
2/16/97	Arlington, Texas	W	11-1
2/19/00	Arlington, Texas	L	5-8
2/17/02	Arlington, Texas	W	7-1
2/13/05	Arlington, Texas	W	2-1
2/13/05	Arlington, Texas	W	4-1 (12)
3/1/06	Honolulu, Hawaii	W	12-4
3/3/06	Honolulu, Hawaii	W	5-3
3/4/06	Honolulu, Hawaii	W	7-1

TEXAS LUTHERAN

Overall Series Record: 1-2
Record in Seguin, Texas: 1-1
Record at Neutral Sites: 0-1

DATE	SITE	W/L	SCORE
3/27/67	San Antonio, Texas	L	1-2
3/25/70	Seguin, Texas	L	5-11
3/31/71	Seguin, Texas	W	6-1

TEXAS-PAN AMERICAN

Overall Series Record: 5-15
Record in Fayetteville, Ark.: 1-0
Record in Edinburg, Texas: 4-11
Record at Neutral Sites: 0-4

DATE	SITE	W/L	SCORE
3/28/67	San Antonio, Texas	L	0-4
3/29/67	San Antonio, Texas	L	4-10
3/29/67	San Antonio, Texas	L	1-2
3/28/68	Edinburg, Texas	L	2-7
3/29/68	Edinburg, Texas	L	5-10
3/23/70	Edinburg, Texas	L	6-8
3/28/70	Edinburg, Texas	W	4-3
4/1/71	Edinburg, Texas	L	0-10
4/1/71	Edinburg, Texas	L	0-5
5/28/73	Arlington, Texas+	L	2-4
2/15/80	Edinburg, Texas	W	9-3
2/15/80	Edinburg, Texas	L	0-2
2/16/80	Edinburg, Texas	L	1-3
2/16/80	Edinburg, Texas	L	0-5
2/17/80	Edinburg, Texas	W	4-2
2/17/80	Edinburg, Texas	L	2-3
3/6/04	Edinburg, Texas	L	1-4
3/7/04	Edinburg, Texas	L	4-11
5/11/04	Fayetteville, Ark.	W	13-2
2/19/06	Edinburg, Texas	W	13-2

TEXAS-SAN ANTONIO

Overall Series Record: 10-3
Record in Fayetteville, Ark.: 4-1
Record in San Antonio, Texas: 6-2

DATE	SITE	W/L	SCORE
2/10/96	San Antonio, Texas	W	9-6
2/10/96	San Antonio, Texas	W	10-7
2/11/96	San Antonio, Texas	W	18-1
2/22/97	Fayetteville, Ark.	W	8-4
2/22/97	Fayetteville, Ark.	W	13-5
2/23/97	Fayetteville, Ark.	L	2-7
2/14/98	San Antonio, Texas	W	4-1
2/15/98	San Antonio, Texas	W	10-5
2/19/99	Fayetteville, Ark.	W	12-2
2/21/99	Fayetteville, Ark.	W	5-3
2/9/01	San Antonio, Texas	L	6-7
2/10/01	San Antonio, Texas	L	2-4
2/11/01	San Antonio, Texas	W	4-1

TEXAS STATE

Overall Series Record: 1-0
Record in Fayetteville, Ark.: 1-0

DATE	SITE	W/L	SCORE
4/6/11	Fayetteville, Ark.	W	6-5

TEXAS TECH

Overall Series Record: 43-14
Record in Fayetteville, Ark.: 21-6
Record in Lubbock, Texas: 20-7
Record at Neutral Sites: 2-1

DATE	SITE	W/L	SCORE
4/19/74	Fayetteville, Ark.	W	9-3
4/20/74	Fayetteville, Ark.	W	15-6
4/20/74	Fayetteville, Ark.	W	7-6
4/18/75	Lubbock, Texas	W	6-4
4/19/75	Lubbock, Texas	L	5-14
4/19/75	Lubbock, Texas	L	11-13
3/19/76	Fayetteville, Ark.	W	5-4
3/20/76	Fayetteville, Ark.	W	4-3
3/20/76	Fayetteville, Ark.	W	10-2
3/18/77	Lubbock, Texas	W	13-10
3/19/77	Lubbock, Texas	L	4-7
3/19/77	Lubbock, Texas	W	14-7
4/7/78	Fayetteville, Ark.	W	6-1
4/8/78	Fayetteville, Ark.	W	13-2
4/8/78	Fayetteville, Ark.	W	2-1
4/6/79	Lubbock, Texas	L	8-9
4/7/79	Lubbock, Texas	W	6-2
4/7/79	Lubbock, Texas	W	12-9
3/7/80	Fayetteville, Ark.	W	2-1
3/8/80	Fayetteville, Ark.	L	3-5
3/8/80	Fayetteville, Ark.	W	9-2
5/9/80	College Station, Texas!	W	6-5
4/24/81	Lubbock, Texas	W	13-4
4/25/81	Lubbock, Texas	W	8-5
4/25/81	Lubbock, Texas	L	5-7
4/23/82	Fayetteville, Ark.	W	7-6
4/24/82	Fayetteville, Ark.	L	3-4
4/24/82	Fayetteville, Ark.	L	8-11
4/16/83	Lubbock, Texas	W	7-1
4/16/83	Lubbock, Texas	W	8-7
4/17/83	Lubbock, Texas	L	9-10
4/20/84	Fayetteville, Ark.	L	6-8
4/21/84	Fayetteville, Ark.	L	8-9
4/21/84	Fayetteville, Ark.	W	9-7
4/12/85	Lubbock, Texas	W	14-4
4/13/85	Lubbock, Texas	W	14-11
4/13/85	Lubbock, Texas	W	22-5
4/11/86	Fayetteville, Ark.	W	20-3
4/12/86	Fayetteville, Ark.	W	9-4
4/12/86	Fayetteville, Ark.	W	8-3
4/3/87	Lubbock, Texas	W	2-0
4/4/87	Lubbock, Texas	W	8-6
4/4/87	Lubbock, Texas	W	9-0
4/8/88	Fayetteville, Ark.	W	7-6 (10)
4/9/88	Fayetteville, Ark.	L	8-11
4/9/88	Fayetteville, Ark.	W	5-4
3/31/89	Lubbock, Texas	W	12-0
4/1/89	Lubbock, Texas	W	3-2
4/1/89	Lubbock, Texas	W	6-5
3/30/90	Fayetteville, Ark.	W	6-5
3/31/90	Fayetteville, Ark.	W	7-6
3/31/90	Fayetteville, Ark.	W	12-4
4/5/91	Lubbock, Texas	L	1-4
4/6/91	Lubbock, Texas	W	18-10
4/6/91	Lubbock, Texas	W	6-2
5/28/95	Wichita, Kan.+	L	10-14
3/2/12	Houston, Texas	W	3-1

TEXAS WESLEYAN
Overall Series Record: 6-1
Record in Fayetteville, Ark.: 6-1

DATE	SITE	W/L	SCORE
2/18/83	Fayetteville, Ark.	W	8-7
2/19/83	Fayetteville, Ark.	L	0-2
2/19/83	Fayetteville, Ark.	W	11-5
2/17/84	Fayetteville, Ark.	W	6-2
2/18/84	Fayetteville, Ark.	W	9-8
2/18/84	Fayetteville, Ark.	W	13-5
3/23/88	Fayetteville, Ark.	W	13-5

TRINITY
Overall Series Record: 2-2
Record in San Antonio, Texas: 2-1
Record at Neutral Sites: 0-1

DATE	SITE	W/L	SCORE
4/1/67	San Antonio, Texas	W	11-9
3/30/68	San Antonio, Texas	L	7-19
3/29/71	San Antonio, Texas	W	3-2
5/27/73	Arlington, Texas+	L	0-6

TROY
Overall Series Record: 5-1
Record in Fayetteville, Ark.: 3-0
Record in Troy, Ala.: 2-1

DATE	SITE	W/L	SCORE
2/9/07	Troy, Ala.	W	13-1
2/10/07	Troy, Ala.	L	8-13
2/11/07	Troy, Ala.	W	16-2
2/26/10	Fayetteville, Ark.	W	10-1
2/27/10	Fayetteville, Ark.	W	10-8
2/28/10	Fayetteville, Ark.	W	7-6

TRUMAN STATE
Overall Series Record: 2-0
Record in Fayetteville, Ark.: 1-0
Record at Neutral Sites: 1-0

DATE	SITE	W/L	SCORE
1970	San Antonio, Texas	W	10-5
3/4/85	Fayetteville, Ark.	W	18-8

TULANE
Overall Series Record: 2-1
Record in New Orleans, La.: 1-1
Record at Neutral Sites: 1-0

DATE	SITE	W/L	SCORE
2/24/86	New Orleans, La.	L	0-3
2/27/98	New Orleans, La.	W	9-0
3/8/14	Berkeley, Calif.	W	4-0

TULSA
Overall Series Record: 20-21
Record in Fayetteville, Ark.: 13-7
Record in Tulsa, Okla.: 7-14

DATE	SITE	W/L	SCORE
3/28/61	Tulsa, Okla.	W	9-6
3/28/61	Tulsa, Okla.	L	2-8
4/25/61	Fayetteville, Ark.	W	12-2
4/25/61	Fayetteville, Ark.	W	12-3
4/23/63	Fayetteville, Ark.	W	3-1
4/23/63	Fayetteville, Ark.	W	9-4
4/10/64	Fayetteville, Ark.	W	9-4
4/10/64	Fayetteville, Ark.	L	4-6
4/24/64	Tulsa, Okla.	W	18-9
4/24/64	Tulsa, Okla.	W	16-5
4/27/65	Tulsa, Okla.	L	4-5
4/27/65	Tulsa, Okla.	W	7-1
4/19/66	Tulsa, Okla.	L	6-12
4/19/66	Tulsa, Okla.	L	4-14
4/11/70	Tulsa, Okla.	L	7-8
3/3/71	Tulsa, Okla.	L	3-4
3/3/71	Tulsa, Okla.	L	2-18
1972	Fayetteville, Ark.	L	3-15
1972	Fayetteville, Ark.	L	3-4
3/30/72	Tulsa, Okla.	L	2-3
4/1/72	Tulsa, Okla.	L	0-3
4/2/72	Tulsa, Okla.	L	3-5
3/18/73	Tulsa, Okla.	L	0-10
4/24/73	Fayetteville, Ark.	W	2-0
4/24/73	Fayetteville, Ark.	L	2-7
3/15/76	Fayetteville, Ark.	W	1-0
3/15/76	Fayetteville, Ark.	W	1-0
3/15/77	Tulsa, Okla.	L	1-2
3/15/77	Tulsa, Okla.	L	4-6
4/19/77	Fayetteville, Ark.	L	3-6
4/19/77	Fayetteville, Ark.	L	1-6
2/25/78	Fayetteville, Ark.	W	9-4
2/25/78	Fayetteville, Ark.	L	0-10
4/25/78	Tulsa, Okla.	W	8-6
5/3/78	Tulsa, Okla.	L	2-3
3/6/79	Fayetteville, Ark.	W	4-1
3/6/79	Fayetteville, Ark.	W	8-1
2/23/80	Fayetteville, Ark.	W	10-0
2/23/80	Fayetteville, Ark.	W	12-0
4/15/80	Tulsa, Okla.	W	8-3
4/15/80	Tulsa, Okla.	W	17-6

UCF
Overall Series Record: 0-1
Record at Neutral Sites.: 0-1

DATE	SITE	W/L	SCORE
2/20/15	Mobile, Ala.	L	5-9

UCLA
Overall Series Record: 0-2
Record in Fayetteville, Ark.: 0-2

DATE	SITE	W/L	SCORE
4/6/99	Fayetteville, Ark.	L	3-6
4/7/99	Fayetteville, Ark.	L	4-5

ULM
Overall Series Record: 7-7
Record in Fayetteville, Ark.: 2-1
Record in Monroe, La.: 5-5
Record at Neutral Sites: 0-1

DATE	SITE	W/L	SCORE
1960	Monroe, La.	W	11-8
4/20/62	Monroe, La.	L	2-3
4/21/62	Monroe, La.	W	5-4
4/23/62	Monroe, La.	W	10-7
4/23/62	Monroe, La.	W	6-1
4/1/64	Monroe, La.	L	0-1
4/2/64	Monroe, La.	L	5-7
4/20/65	Monroe, La.	L	10-11
4/20/65	Monroe, La.	L	1-2
2/9/97	Fayetteville, Ark.	W	10-6
2/13/99	Lafayette, La.	L	6-8
3/17/99	Monroe, La.	W	10-8
4/14/09	Fayetteville, Ark.	L	2-3
4/15/09	Fayetteville, Ark.	W	10-9 (10)

UNION
Overall Series Record: 1-3
Record in Fayetteville, Ark.: 1-1
Record in Jackson, Tenn.: 0-2

DATE	SITE	W/L	SCORE
5/15/71	Fayetteville, Ark.	W	5-2
5/15/71	Fayetteville, Ark.	L	2-6
4/22/72	Jackson, Tenn.	L	2-4
4/22/72	Jackson, Tenn.	L	2-6

UNLV
Overall Series Record: 1-4
Record in Fayetteville, Ark.: 1-1
Record in Las Vegas, Nev.: 0-3

DATE	SITE	W/L	SCORE
3/19/94	Las Vegas, Nev.	L	3-9
3/20/94	Las Vegas, Nev.	L	4-7 (11)
3/21/94	Las Vegas, Nev.	L	7-8
4/8/14	Fayetteville, Ark.	L	7-10
4/9/14	Fayetteville, Ark.	W	9-2

UPPER IOWA
Overall Series Record: 2-1
Record in Fayetteville, Ark.: 2-1

DATE	SITE	W/L	SCORE
4/5/69	Fayetteville, Ark.	L	5-12
4/5/69	Fayetteville, Ark.	W	7-4
4/5/69	Fayetteville, Ark.	W	4-1

UTAH
Overall Series Record: 3-0
Record in Fayetteville, Ark.: 3-0

DATE	SITE	W/L	SCORE
2/25/11	Fayetteville, Ark.	W	3-2
2/26/11	Fayetteville, Ark.	W	5-4
2/27/11	Fayetteville, Ark.	W	10-1

UT MARTIN
Overall Series Record: 1-0
Record in Fayetteville, Ark.: 1-0

DATE	SITE	W/L	SCORE
5/17/11	Fayetteville, Ark.	W	6-2

VALPARAISO
Overall Series Record: 3-1
Record in Fayetteville, Ark.: 3-1

DATE	SITE	W/L	SCORE
3/3/09	Fayetteville, Ark.	W	7-3
2/24/12	Fayetteville, Ark.	W	7-3
2/25/12	Fayetteville, Ark.	W	4-3
2/26/12	Fayetteville, Ark.	L	9-10 (10)

VANDERBILT
Overall Series Record: 29-26
Record in Fayetteville, Ark.: 16-10
Record in Nashville, Tenn.: 13-11
Record at Neutral Sites: 0-5

DATE	SITE	W/L	SCORE
5/8/70	Covington, Tenn.	L	6-9
4/1/94	Nashville, Tenn.	W	6-0
4/2/94	Nashville, Tenn.	W	12-7
4/3/94	Nashville, Tenn.	W	7-5
3/31/95	Fayetteville, Ark.	W	10-7
4/1/95	Fayetteville, Ark.	W	15-5
4/2/95	Fayetteville, Ark.	L	6-7 (10)
3/15/96	Fayetteville, Ark.	L	2-5
3/16/96	Fayetteville, Ark.	W	6-3
3/17/96	Fayetteville, Ark.	W	16-11
3/14/97	Nashville, Tenn.	W	13-4
3/15/97	Nashville, Tenn.	L	10-13 (12)
3/16/97	Nashville, Tenn.	W	18-5
3/13/98	Fayetteville, Ark.	W	5-3
3/14/98	Fayetteville, Ark.	W	10-4
3/15/98	Fayetteville, Ark.	L	4-9
4/16/99	Nashville, Tenn.	L	5-6
4/17/99	Nashville, Tenn.	W	5-2
4/18/99	Nashville, Tenn.	W	10-7
3/30/02	Nashville, Tenn.	L	3-4
4/11/03	Fayetteville, Ark.	L	4-6
4/12/03	Fayetteville, Ark.	W	17-7
4/13/03	Fayetteville, Ark.	W	8-5
4/16/04	Nashville, Tenn.	W	6-3
4/17/04	Nashville, Tenn.	W	9-4
4/18/04	Nashville, Tenn.	L	8-14
4/8/05	Fayetteville, Ark.	W	6-5
4/9/05	Fayetteville, Ark.	W	5-4 (10)
4/10/05	Fayetteville, Ark.	W	3-0
4/7/06	Nashville, Tenn.	L	1-7
4/8/06	Nashville, Tenn.	W	5-3
4/9/06	Nashville, Tenn.	W	4-3
3/23/07	Fayetteville, Ark.	W	8-7 (10)
3/24/07	Fayetteville, Ark.	L	3-6
3/25/07	Fayetteville, Ark.	W	8-3
5/27/07	Hoover, Ala.!	L	4-7
3/29/08	Nashville, Tenn.	L	5-6 (12)
3/30/08	Nashville, Tenn.	L	2-6
4/10/09	Fayetteville, Ark.	L	0-9
4/11/09	Fayetteville, Ark.	L	6-13
5/23/09	Hoover, Ala.!	L	1-11 (7)
5/20/10	Nashville, Tenn.	L	3-4
5/21/10	Nashville, Tenn.	W	4-3
5/22/10	Nashville, Tenn.	W	7-5
5/26/10	Hoover, Ala.!	L	0-2
3/25/11	Fayetteville, Ark.	W	2-1
3/26/11	Fayetteville, Ark.	L	1-4
3/27/11	Fayetteville, Ark.	L	1-2
5/28/11	Hoover, Ala.!	L	2-3
4/18/14	Fayetteville, Ark.	W	6-2
4/19/14	Fayetteville, Ark.	L	1-2
4/20/14	Fayetteville, Ark.	W	3-1
3/14/15	Nashville, Tenn.	L	7-8 (12)
3/14/15	Nashville, Tenn.	L	1-9
3/15/15	Nashville, Tenn.	L	0-1

VILLANOVA
Overall Series Record: 3-0
Record in Fayetteville, Ark.: 3-0

DATE	SITE	W/L	SCORE
2/17/12	Fayetteville, Ark.	W	11-5
2/18/12	Fayetteville, Ark.	W	13-1
2/19/12	Fayetteville, Ark.	W	17-1

VIRGINIA
Overall Series Record: 1-3
Record in Charlottesville, Va.: 0-2
Record at Neutral Sites: 1-1

DATE	SITE	W/L	SCORE
6/17/09	Omaha, Neb.+	W	4-3 (12)
5/31/14	Charlottesville, Va.+	L	0-3
6/1/14	Charlottesville, Va.+	L	2-9
6/13/15	Omaha, Neb.+	L	3-5

WASHINGTON
Overall Series Record: 0-1
Record at Neutral Sites: 0-1

DATE	SITE	W/L	SCORE
2/28/06	Honolulu, Hawaii	L	2-5

WASHINGTON STATE
Overall Series Record: 7-3
Record in Fayetteville, Ark.: 5-2
Record at Neutral Sites: 2-1

DATE	SITE	W/L	SCORE
3/15/87	Fayetteville, Ark.	L	5-11
3/13/92	Seattle, Wash.	L	4-8
2/18/00	Arlington, Texas	W	1-0
2/20/09	Fayetteville, Ark.	W	4-2
2/20/09	Fayetteville, Ark.	W	7-5 (10)
2/22/09	Fayetteville, Ark.	W	4-3
5/29/09	Norman, Okla.+	W	10-3
6/5/10	Fayetteville, Ark.+	W	6-4
6/6/10	Fayetteville, Ark.+	L	7-10
6/7/10	Fayetteville, Ark.+	W	7-2

WESTERN ILLINOIS
Overall Series Record: 6-1
Record in Fayetteville, Ark.: 6-1

DATE	SITE	W/L	SCORE
3/17/86	Fayetteville, Ark.	W	12-5
3/18/86	Fayetteville, Ark.	W	7-2
5/19/08	Fayetteville, Ark.	W	12-6
2/27/09	Fayetteville, Ark.	W	8-7 (10)
2/15/13	Fayetteville, Ark.	W	9-1
2/16/13	Fayetteville, Ark.	W	7-2
2/17/13	Fayetteville, Ark.	L	5-7

WESTERN KENTUCKY
Overall Series Record: 2-0
Record in Fayetteville, Ark.: 2-0

DATE	SITE	W/L	SCORE
3/14/87	Fayetteville, Ark.	W	8-3
3/15/87	Fayetteville, Ark.	W	5-2

WESTERN MICHIGAN
Overall Series Record: 7-2
Record in Fayetteville, Ark.: 2-0
Record at Neutral Sites: 5-2

DATE	SITE	W/L	SCORE
2/28/81	Lakeland, Fla.	W	25-5
3/7/81	Lakeland, Fla.	W	15-11
2/26/84	Lakeland, Fla.	L	10-15
3/1/84	Lakeland, Fla.	W	13-8
3/2/84	Lakeland, Fla.	W	9-4
3/2/89	Lakeland, Fla.	L	2-6
3/4/89	Lakeland, Fla.	W	15-0
3/4/03	Fayetteville, Ark.	W	6-2
3/5/03	Fayetteville, Ark.	W	4-3

WEST TEXAS STATE
Overall Series Record: 0-2
Record at Neutral Sites: 0-2

DATE	SITE	W/L	SCORE
3/28/72	Tulsa, Okla.	L	4-5
4/1/72	Tulsa, Okla.	L	3-4

WEST VIRGINIA
Overall Series Record: 1-0
Record at Neutral Sites: 1-0

DATE	SITE	W/L	SCORE
5/22/87	Huntsville, Ala.+	W	7-2

WICHITA STATE
Overall Series Record: 21-22
Record in Fayetteville, Ark.: 13-2
Record in Wichita, Kan.: 7-17
Record at Neutral Sites: 1-3

DATE	SITE	W/L	SCORE
1960	Fayetteville, Ark.	W	7-6
1960	Fayetteville, Ark.	W	9-5
4/17/61	Wichita, Kan.	L	2-7
4/18/61	Wichita, Kan.	L	4-5
4/7/65	Wichita, Kan.	W	3-0
4/7/65	Wichita, Kan.	L	0-2
5/9/67	Wichita, Kan.	L	3-6
1979	Wichita, Kan.	L	6-7
1979	Wichita, Kan.	L	4-5
5/4/80	Wichita, Kan.	L	2-6
5/4/80	Wichita, Kan.	L	0-14
5/27/83	Stillwater, Okla.+	L	3-6
3/8/86	Fayetteville, Ark.	W	6-5 (10)
5/11/86	Wichita, Kan.	W	12-3
2/19/89	Fayetteville, Ark.	W	5-1
6/2/89	Omaha, Neb.+	L	1-3
6/6/89	Omaha, Neb.+	L	4-8
5/12/90	Wichita, Kan.	W	6-4
5/13/90	Wichita, Kan.	L	0-3
5/26/90	Wichita, Kan.+	L	6-7
5/11/91	Fayetteville, Ark.	W	10-1
5/12/91	Fayetteville, Ark.	W	6-5
4/7/92	Wichita, Kan.	W	5-4
4/8/92	Wichita, Kan.	L	4-22
3/30/93	Fayetteville, Ark.	W	4-3
4/5/93	Wichita, Kan.	L	1-9
4/5/95	Wichita, Kan.	L	1-5
3/13/96	Fayetteville, Ark.	W	5-0
4/29/97	Wichita, Kan.	L	7-9 (10)
4/28/98	Fayetteville, Ark.	W	16-5
5/22/98	Wichita, Kan.+	W	3-2 (11)
4/27/99	Wichita, Kan.	L	4-5 (14)
4/25/00	Wichita, Kan.	W	15-14
3/13/01	Wichita, Kan.	L	0-5
4/23/02	Fayetteville, Ark.	L	2-3
4/22/03	Wichita, Kan.	L	5-6 (10)
3/30/04	Fayetteville, Ark.	W	10-4
6/5/04	Fayetteville, Ark.+	L	1-4
6/6/04	Fayetteville, Ark.+	W	11-9
6/6/04	Fayetteville, Ark.+	W	4-3
3/28/06	Wichita, Kan.	W	4-3 (11)
4/25/07	Fayetteville, Ark.	W	10-2
6/1/13	Manhattan, Kan.+	W	3-1

WILLIAM CAREY
Overall Series Record: 0-1
Record in Hattiesburg, Miss.: 0-1

DATE	SITE	W/L	SCORE
1969	Hattiesburg, Miss.	L	0-1

WILLIAM JEWELL
Overall Series Record: 10-3
Record in Fayetteville, Ark.: 10-3

DATE	SITE	W/L	SCORE
4/8/67	Fayetteville, Ark.	W	8-5
4/8/67	Fayetteville, Ark.	L	2-8
4/30/69	Fayetteville, Ark.	W	12-1
4/30/69	Fayetteville, Ark.	L	0-4
4/8/70	Fayetteville, Ark.	W	7-2
4/8/70	Fayetteville, Ark.	L	2-3
3/10/72	Fayetteville, Ark.	W	12-4
3/11/72	Fayetteville, Ark.	W	3-2
3/14/76	Fayetteville, Ark.	W	6-4
3/10/77	Fayetteville, Ark.	W	5-1
3/10/77	Fayetteville, Ark.	W	2-0
2/23/79	Fayetteville, Ark.	W	7-1
2/23/79	Fayetteville, Ark.	W	13-2

WISCONSIN
Overall Series Record: 8-1
Record in Fayetteville, Ark.: 7-1
Record at Neutral Sites: 1-0

DATE	SITE	W/L	SCORE
3/25/67	San Antonio, Texas	W	5-3
3/15/80	Fayetteville, Ark.	W	9-0
3/15/80	Fayetteville, Ark.	W	3-0
3/16/80	Fayetteville, Ark.	W	9-0
3/16/80	Fayetteville, Ark.	W	9-0
3/9/90	Fayetteville, Ark.	W	8-1
3/9/90	Fayetteville, Ark.	L	4-6
3/10/90	Fayetteville, Ark.	W	9-0
3/10/90	Fayetteville, Ark.	W	16-2

WISCONSIN-MILWAUKEE
Overall Series Record: 9-0
Record in Fayetteville, Ark.: 9-0

DATE	SITE	W/L	SCORE
2/18/07	Fayetteville, Ark.	W	8-3
2/18/07	Fayetteville, Ark.	W	28-2
2/19/07	Fayetteville, Ark.	W	8-1
3/12/10	Fayetteville, Ark.	W	14-6
3/13/10	Fayetteville, Ark.	W	7-0
3/14/10	Fayetteville, Ark.	W	3-2 (10)
3/4/11	Fayetteville, Ark.	W	15-6
3/5/11	Fayetteville, Ark.	W	13-9
3/6/11	Fayetteville, Ark.	W	7-3

WISCONSIN-OSH KOSH
Overall Series Record: 9-1
Record in Fayetteville, Ark.: 9-1

DATE	SITE	W/L	SCORE
3/19/86	Fayetteville, Ark.	W	14-3
3/19/86	Fayetteville, Ark.	W	4-3
3/16/88	Fayetteville, Ark.	W	16-3
3/14/89	Fayetteville, Ark.	W	13-4
3/15/89	Fayetteville, Ark.	W	9-4
3/19/90	Fayetteville, Ark.	W	7-5
3/20/90	Fayetteville, Ark.	W	13-2
3/18/91	Fayetteville, Ark.	W	3-0
3/18/92	Fayetteville, Ark.	L	2-3
3/15/95	Fayetteville, Ark.	W	7-4

WRIGHT STATE
Overall Series Record: 3-0
Record in Fayetteville, Ark.: 3-0

DATE	SITE	W/L	SCORE
2/22/08	Fayetteville, Ark.	W	9-4
2/23/08	Fayetteville, Ark.	W	5-4
2/24/08	Fayetteville, Ark.	W	7-3

YANKTON
Overall Series Record: 5-0
Record in Fayetteville, Ark.: 5-0

DATE	SITE	W/L	SCORE
1968	Fayetteville, Ark.	W	4-3
1968	Fayetteville, Ark.	W	7-2
1968	Fayetteville, Ark.	W	4-3
4/8/69	Fayetteville, Ark.	W	5-2
4/8/69	Fayetteville, Ark.	W	6-1

! - Conference Tournament Game
+ - NCAA Tournament Game
Records since the 1960 season

1960 (14-9)
Bill Ferrell

Date	Result	Opponent	Location
	W, 7-6	Wichita State	Fayetteville
	W, 9-5	Wichita State	Fayetteville
3/28	W, 11-6	Kansas	Fayetteville
3/29	W, 18-0	Kansas	Fayetteville
	W, 19-11	Emporia State	Fayetteville
	W, 11-4	Emporia State	Fayetteville
	L, 8-21	Missouri	Fayetteville
	W, 9-8	Missouri	Fayetteville
	W, 10-4	Buena Vista	Fayetteville
	L, 1-3	Buena Vista	Fayetteville
	W, 17-2	Colorado	Fayetteville
	W, 8-2	Colorado	Fayetteville
4/14	W, 8-0	Baylor	Monroe, La.
	L, 1-5	LSU	Fayetteville
	W, 4-3	Northwestern St.	Natchitoches, La.
	L, 2-3	Mississippi State	Fayetteville
	W, 11-8	Louisiana-Monroe	Monroe, La.
	L, 6-11	Loyola (La.)	New Orleans, La.
	L, 5-9	Loyola (La.)	New Orleans, La.
	W, 11-5	LSU	Baton Rouge, La.
	L, 5-12	Louisiana College	Pineville, La.
	L, 12-13	Centenary	Shreveport, La.
	L, 2-3	Centenary	Shreveport, La.

1961 (9-8)
Bill Ferrell

Date	Result	Opponent	Location
3/27	L, 6-10	Buena Vista	Fayetteville
3/28	W, 9-6	Tulsa	Tulsa, Okla.
3/28	L, 2-8	Tulsa	Tulsa, Okla.
3/29	W, 2-0	Buena Vista	Fayetteville
4/3	W, 7-4	TCU	Fort Worth, Texas
4/4	L, 1-7	SMU	Dallas, Texas
4/5	W, 11-7	SMU	Dallas, Texas
4/6	L, 2-16	Baylor	Waco, Texas
4/6	L, 1-5	Baylor	Waco, Texas
4/7	W, 9-2	Oklahoma City	Oklahoma City, Okla.
4/14	W, 10-2	Centenary	Fayetteville
4/17	L, 2-7	Wichita State	Wichita, Kan.
4/18	L, 4-5	Wichita State	Wichita, Kan.
4/19	L, 2-4	Emporia State	Emporia, Kan.
4/20	W, 15-10	Emporia State	Chanute, Kan.
4/25	W, 12-2	Tulsa	Fayetteville
4/25	W, 12-3	Tulsa	Fayetteville

1962 (13-7)
Bill Ferrell

Date	Result	Opponent	Location
3/26	L, 4-8	Buena Vista	Fayetteville
3/27	L, 7-8	Buena Vista	Fayetteville
3/28	W, 5-4	Buena Vista	Fayetteville
4/3	L, 7-15	Missouri	Columbia, Mo.
4/4	L, 4-10	Missouri	Columbia, Mo.
4/7	W, 5-1	Pittsburg State	Fayetteville
4/7	W, 11-3	Pittsburg State	Fayetteville
4/13	W, 6-2	Emporia State	Fayetteville
4/14	W, 12-3	Emporia State	Fayetteville
4/19	L, 0-5	Baylor	Monroe, La.
4/20	L, 2-3	Louisiana-Monroe	Monroe, La.
4/20	W, 13-8	Northwestern State	Monroe, La.
4/21	W, 5-4	Louisiana-Monroe	Monroe, La.
4/21	W, 8-4	Northwestern State	Monroe, La.
4/23	W, 10-7	Louisiana-Monroe	Monroe, La.
4/23	W, 6-1	Louisiana-Monroe	Monroe, La.
4/25	L, 2-4	Northwestern St.	Natchitoches, La.
4/26	W, 2-1	Northwestern St.	Natchitoches, La.
4/27	W, 6-2	Centenary	Shreveport, La.
4/28	W, 7-2	Centenary	Shreveport, La.

1963 (13-10)
Bill Ferrell

Date	Result	Opponent	Location
3/25	W, 9-1	Buena Vista	Fayetteville
3/25	W, 8-7	Buena Vista	Fayetteville
3/26	W, 11-10	Buena Vista	Fayetteville
3/30	L, 6-10	Missouri	Fayetteville
3/30	W, 6-5	Missouri	Fayetteville
4/1	W, 15-7	Kansas	Lawrence, Kan.
4/2	L, 1-9	Kansas	Lawrence, Kan.
4/3	W, 12-8	Emporia State	Emporia, Kan.
4/3	L, 2-18	Emporia State	Emporia, Kan.
4/8	L, 6-7	Centenary	Fayetteville
4/9	W, 3-2	Centenary	Fayetteville
4/12	L, 4-5	Southern Miss.	Hattiesburg, Miss.
4/13	L, 0-4	Southern Miss.	Hattiesburg, Miss.
4/15	L, 5-10	LSU	Baton Rouge, La.
4/16	L, 2-10	LSU	Baton Rouge, La.
4/17	W, 7-3	Miss. College	Clinton, Miss.
4/18	L, 0-3	Miss. College	Clinton, Miss.
4/19	W, 5-2	Delta State	Cleveland, Miss.
4/20	L, 2-10	Delta State	Cleveland, Miss.
4/23	W, 3-1	Tulsa	Fayetteville
4/23	W, 9-4	Tulsa	Fayetteville
4/30	W, 9-4	Pittsburg State	Pittsburg, Kan.
4/30	W, 2-1	Pittsburg State	Pittsburg, Kan.

1964 (8-10)
Bill Ferrell

Date	Result	Opponent	Location
3/23	L, 5-6	Buena Vista	Fayetteville
3/24	L, 13-16	Buena Vista	Fayetteville
3/27	L, 3-5	Memphis	Little Rock, Ark.
3/28	L, 6-13	Memphis	Little Rock, Ark.
3/30	L, 0-6	Memphis	Memphis, Tenn.
3/31	W, 4-0	Memphis	Memphis, Tenn.
4/1	L, 0-1	Louisiana-Monroe	Monroe, La.
4/2	L, 5-7	Louisiana-Monroe	Monroe, La.
4/3	W, 8-4	Centenary	Shreveport, La.
4/4	L, 7-8	Centenary	Shreveport, La.
4/10	W, 9-4	Tulsa	Fayetteville
4/10	L, 4-6	Tulsa	Fayetteville
4/13	W, 8-3	Emporia State	Fayetteville
4/13	L, 6-10	Emporia State	Fayetteville
4/24	W, 18-9	Tulsa	Tulsa, Okla.
4/24	W, 16-5	Tulsa	Tulsa, Okla.
4/29	W, 7-5	Central Missouri St.	Fayetteville
4/29	W, 10-9	Central Missouri St.	Fayetteville

1965 (3-14)
Bill Ferrell

Date	Result	Opponent	Location
4/6	L, 4-8	Emporia State	Emporia, Kan.
4/7	W, 3-0	Wichita State	Wichita, Kan.
4/7	L, 0-2	Wichita State	Wichita, Kan.
4/10	L, 7-10	Centenary	Fayetteville
4/10	L, 4-8	Centenary	Fayetteville
4/13	L, 7-9	Omaha	Fayetteville
4/13	L, 3-6	Omaha	Fayetteville
4/16	L, 1-4	Southern Miss	Hattiesburg, Miss.
4/17	L, 9-15	Southern Miss	Hattiesburg, Miss.
4/20	L, 10-11	Louisiana-Monroe	Monroe, La.
4/20	L, 1-2	Louisiana-Monroe	Monroe, La.
4/21	L, 1-5	Delta State	Cleveland, Miss.
4/22	L, 7-12	Delta State	Cleveland, Miss.
4/23	L, 4-6	Memphis	Fayetteville
4/23	W, 4-2	Memphis	Fayetteville
4/27	L, 4-5	Tulsa	Tulsa, Okla.
4/27	W, 7-1	Tulsa	Tulsa, Okla.

1966 (4-16)
Wayne Robbins

Date	Result	Opponent	Location
3/21	L, 7-13	Baylor	Waco, Texas
3/22	L, 3-9	TCU	Fort Worth, Texas
3/26	W, 7-5	SMS	Fayetteville
3/31	L, 0-3	Buena Vista	Fayetteville
4/1	W, 16-13	Buena Vista	Fayetteville
4/4	L, 3-12	Kansas State	Fayetteville
4/4	L, 2-6	Kansas State	Fayetteville
4/9	L, 8-9	Memphis	Memphis, Tenn.
4/9	L, 1-6	Memphis	Memphis, Tenn.
4/11	L, 3-9	Mississippi State	Starkville, Miss.
4/12	L, 0-18	Mississippi State	Starkville, Miss.
4/13	L, 0-13	Southern Miss	Hattiesburg, Miss.
4/14	L, 0-19	Southern Miss	Hattiesburg, Miss.
4/16	W, 4-2	Centenary	Shreveport, La.
4/16	W, 3-2	Centenary	Shreveport, La.
4/19	L, 6-12	Tulsa	Tulsa, Okla.
4/19	L, 4-14	Tulsa	Tulsa, Okla.
5/5	L, 0-7	Southern Illinois	Fayetteville

1967 (15-14)
Wayne Robbins

Date	Result	Opponent	Location
3/21	W, 6-1	Buena Vista	Fayetteville
3/21	W, 4-3	Buena Vista	Fayetteville
3/22	L, 3-6	Buena Vista	Fayetteville
3/25	W, 5-3	Wisconsin	San Antonio, Texas
3/27	L, 1-2	Texas Lutheran	San Antonio, Texas
3/28	L, 3-13	Indiana	San Antonio, Texas
3/28	L, 0-4	Texas-Pan American	San Antonio, Texas
3/29	L, 4-10	Texas-Pan American	San Antonio, Texas
3/29	L, 1-2	Texas-Pan American	San Antonio, Texas
3/31	W, 8-6	St. Edwards	San Antonio, Texas
4/1	W, 11-9	Trinity	San Antonio, Texas
4/4	W, 4-1	SMU	Fayetteville
4/4	W, 8-7	SMU	Fayetteville
4/8	W, 8-5	William Jewell	Fayetteville
4/8	L, 2-8	William Jewell	Fayetteville
4/15	L, 1-8	Memphis	Memphis, Tenn.
4/15	W, 4-0	Memphis	Memphis, Tenn.
4/17	W, 12-9	Delta State	Cleveland, Miss.
	W, 8-1	Pittsburg State	Fayetteville
	W, 6-2	Pittsburg State	Fayetteville
4/22	L, 5-6	SMS	Springfield, Mo.
4/22	L, 3-4	SMS	Springfield, Mo.
4/29	W, 2-1	Oklahoma Baptist	Fayetteville
4/29	W, 6-0	Oklahoma Baptist	Fayetteville
5/8	L, 2-13	Kansas State	Manhattan, Kan.
5/8	L, 2-3	Kansas State	Manhattan, Kan.
5/9	L, 3-6	Wichita State	Wichita, Kan.
	W, 8-5	Emporia State	Emporia, Kan.
	L, 4-5	Emporia State	Emporia, Kan.

1968 (13-11)
Wayne Robbins

Date	Result	Opponent	Location
3/23	L, 0-4	East Texas Baptist	Marshall, Texas
3/23	L, 1-2	East Texas Baptist	Marshall, Texas
3/25	W, 3-2	St. Mary's (Texas)	San Antonio
3/26	L, 0-1	Air Force	San Antonio
3/27	L, 4-8	Missouri	San Antonio
3/28	L, 2-7	Texas-Pan Am.	Edinburg, Texas
3/29	L, 5-10	Texas-Pan Am.	Edinburg, Texas
3/30	L, 7-19	Trinity	San Antonio, Texas
4/5	L, 12-13	Morningside	Fayetteville
4/6	W, 29-4	Morningside	Fayetteville
	W, 4-3	Yankton	Fayetteville
	W, 7-2	Yankton	Fayetteville
4/9	W, 12-3	Oklahoma City	Fayetteville
	W, 4-3	Yankton	Fayetteville
4/12	L, 11-19	Mississippi State	Starkville, Miss.
4/15	L, 4-7	Memphis	Fayetteville
4/15	W, 13-7	Memphis	Fayetteville
4/22	L, 0-12	Oklahoma Baptist	Fayetteville
4/22	W, 4-3	Oklahoma Baptist	Fayetteville
4/27	W, 8-4	Pittsburg State	Pittsburg, Kan.
4/27	W, 3-0	Pittsburg State	Pittsburg, Kan.
	W, 12-9	SMS	Springfield, Mo.
	W, 3-1	Evangel	Fayetteville
	W, 2-1	Evangel	Fayetteville

1969 (18-10)
Wayne Robbins

Date	Result	Opponent	Location
3/22	W, 13-3	Mississippi College	Clinton, Miss.
3/24	L, 0-1	Mississippi College	Clinton, Miss.
3/25	L, 2-7	Belhaven	Jackson, Miss.
3/26	W, 4-2	Belhaven	Jackson, Miss.
3/27	W, 4-2	Belhaven	Jackson, Miss.
	L, 0-1	William Carey	Hattiesburg, Miss.
4/1	W, 16-4	Buena Vista	Fayetteville
4/1	W, 14-1	Buena Vista	Fayetteville
4/5	L, 5-12	Upper Iowa	Fayetteville
4/5	W, 7-4	Upper Iowa	Fayetteville
4/5	W, 4-1	Upper Iowa	Fayetteville
4/8	W, 5-2	Yankton	Fayetteville
4/8	W, 6-1	Yankton	Fayetteville
4/12	L, 0-6	Memphis	Memphis, Tenn.
4/12	W, 10-3	Memphis	Memphis, Tenn.
4/18	W, 5-2	Okla. Baptist	Shawnee, Okla.
4/19	W, 2-0	Oklahoma City	Oklahoma City
4/21	L, 13-14	TCU	Fort Worth, Texas
4/22	L, 3-8	SMU	Dallas, Texas
4/26	W, 10-6	Kansas State	Fayetteville
4/26	L, 4-6	Kansas State	Fayetteville
4/30	W, 12-1	William Jewell	Fayetteville
4/30	L, 0-4	William Jewell	Fayetteville
5/3	W, 3-0	Evangel	Springfield, Mo.
5/3	W, 18-0	Evangel	Springfield, Mo.
5/6	W, 3-2	SMS	Fayetteville
5/6	L, 0-2	SMS	Fayetteville



Bill 'Groundhog' Ferrell coached Arkansas from 1950-65 and compiled a 139-149 record.

1970 (19-13)
Norm DeBriyn

Date	Result	Opponent	Location
	W, 8-1	St. Mary's (Tx)	San Antonio
3/23	L, 6-8	Texas-Pan Am.	Edinburg, Texas
	L, 7-8	St. Edwards	Austin, Texas
	W, 10-5	NE Missouri St	San Antonio
3/25	L, 5-11	Texas Lutheran	Seguin, Texas
3/26	L, 0-1	St. Mary's (Texas)	San Antonio
3/28	L, 1-10	Minnesota	San Antonio, Texas
3/28	W, 8-7	Minnesota	San Antonio, Texas
3/28	W, 4-3	Texas-Pan Am.	Edinburg, Texas
4/4	W, 5-0	Nebraska-Kearney	Fayetteville
4/4	L, 0-4	Nebraska-Kearney	Fayetteville
4/8	W, 7-2	William Jewell	Fayetteville
4/8	L, 2-3	William Jewell	Fayetteville
4/11	L, 7-8	Tulsa	Tulsa, Okla.
4/13	W, 9-6	Oklahoma Baptist	Fayetteville
4/13	L, 4-9	Oklahoma Baptist	Fayetteville
4/15	W, 5-3	Oklahoma State	Fayetteville
4/15	W, 3-1	Oklahoma State	Fayetteville
4/18	W, 6-4	SMS	Springfield, Mo.
4/21	W, 9-4	Oklahoma City	Fayetteville
4/21	W, 9-3	Oklahoma City	Fayetteville
4/29	W, 7-0	Oral Roberts	Fayetteville
4/29	W, 8-0	Oral Roberts	Fayetteville
5/2	W, 7-6	Memphis	Memphis, Tenn.
5/2	W, 7-3	Memphis	Memphis, Tenn.
5/4	L, 0-6	Mississippi State	Starkville, Miss.
5/4	L, 0-1	Mississippi State	Starkville, Miss.
5/8	L, 6-9	Vanderbilt	Covington, Tenn.
5/11	L, 1-2	Oklahoma	Fayetteville
5/11	W, 5-2	Oklahoma	Fayetteville
5/12	W, 10-0	Evangel	Springfield, Mo.
5/12	W, 6-0	Evangel	Springfield, Mo.



The 1912 Razorback baseball team went 7-8 on the season under head coach Hugo Bezdek.

1971 (23-18)
Norm DeBriyn

Date	Result	Opponent	Location
3/3	L, 3-4	Tulsa	Tulsa, Okla.
3/3	L, 2-18	Tulsa	Tulsa, Okla.
3/17	W, 6-2	Drake	Fayetteville
3/17	L, 6-7	Drake	Fayetteville
3/20	W, 13-3	Okla. Baptist	Shawnee, Okla.
3/20	L, 2-4	Okla. Baptist	Shawnee, Okla.
	W, 8-7	St. Cloud State	Fayetteville
3/25	W, 5-1	Buena Vista	Fayetteville
3/25	W, 3-2	Buena Vista	Fayetteville
3/29	W, 3-2	Trinity	San Antonio, Texas
3/29	L, 2-4	St. Mary's (Texas)	San Antonio, Texas
3/31	W, 6-1	Texas Lutheran	Seguin, Texas
4/1	L, 0-10	Texas-Pan Am.	Edinburg, Texas
4/1	L, 0-5	Texas-Pan Am.	Edinburg, Texas
4/2	L, 2-5	Rice	Edinburg, Texas
4/3	L, 3-4	Rice	Edinburg, Texas
4/6	W, 4-3	Abeline Christian	Fayetteville
4/6	W, 11-1	Abeline Christian	Fayetteville
	W, 8-1	Carthage	Fayetteville
	T, 2-2	Carthage	Fayetteville
4/13	W, 6-2	SMS	Fayetteville
4/13	L, 2-3	SMS	Fayetteville
4/17	W, 6-0	Pittsburg State	Fayetteville
4/17	W, 11-1	Pittsburg State	Fayetteville
4/19	W, 11-0	Oklahoma City	Oklahoma City
4/19	W, 13-1	Oklahoma City	Oklahoma City
4/21	L, 4-6	Oklahoma St.	Stillwater, Okla.
4/21	L, 4-7	Oklahoma St.	Stillwater, Okla.
4/24	W, 6-5	Memphis	Fayetteville
4/24	W, 4-3	Memphis	Fayetteville
4/27	W, 6-1	Oral Roberts	Tulsa, Okla.
4/27	L, 4-6	Oral Roberts	Tulsa, Okla.
5/4	W, 12-11	Oral Roberts	Fayetteville
5/4	L, 2-5	Oral Roberts	Fayetteville
5/5	W, 12-1	Evangel	Springfield, Mo.
5/5	W, 13-0	Evangel	Springfield, Mo.
5/7	L, 4-6	Creighton	Omaha, Neb.
5/7	W, 2-0	Creighton	Omaha, Neb.
5/8	L, 2-3	Creighton	Omaha, Neb.
5/8	L, 1-2	Creighton	Omaha, Neb.
5/15	W, 5-2	Union	Fayetteville
5/15	L, 2-6	Union	Fayetteville

1972 (16-16)
Norm DeBriyn

Date	Result	Opponent	Location
3/8	W, 8-2	Lincoln	Fayetteville
3/8	W, 10-0	Lincoln	Fayetteville
3/10	W, 12-4	William Jewell	Fayetteville
3/11	W, 3-2	William Jewell	Fayetteville
	L, 3-15	Tulsa	Fayetteville
	L, 3-4	Tulsa	Fayetteville
	L, 4-5	Northeastern St.	Fayetteville
	W, 2-0	Northeastern St.	Fayetteville
3/18	W, 9-4	Drake	Fayetteville
3/18	W, 4-2	Drake	Fayetteville
3/20	W, 9-6	St. Cloud State	Fayetteville
3/22	W, 9-6	Missouri	Columbia, Mo.
3/22	L, 1-3	Missouri	Columbia, Mo.
3/25	L, 4-8	Oral Roberts	Tulsa, Okla.
3/25	W, 2-1	Oral Roberts	Tulsa, Okla.
3/28	L, 4-5	West Texas State	Tulsa, Okla.
3/30	L, 2-3	Tulsa	Tulsa, Okla.
3/31	W, 1-0	Buena Vista	Tulsa, Okla.
4/1	L, 0-3	Tulsa	Tulsa, Okla.
4/1	L, 3-4	West Texas State	Tulsa, Okla.
4/2	L, 3-5	Tulsa	Tulsa, Okla.
4/6	L, 2-6	Southwestern St.	Fayetteville
4/7	W, 8-5	Missouri Western	Fayetteville
4/7	W, 4-3	Missouri Western	Fayetteville
4/11	W, 5-0	Pittsburg State	Fayetteville
4/11	W, 9-0	Pittsburg State	Fayetteville
4/18	L, 2-7	SMS	Springfield, Mo.
4/18	W, 8-7	SMS	Springfield, Mo.
4/22	L, 2-4	Union	Jackson, Tenn.
4/22	L, 2-6	Union	Jackson, Tenn.
5/2	L, 2-3	Oklahoma	Norman, Okla.
5/2	L, 3-4	Oklahoma	Norman, Okla.



Norm DeBriyn took over the Razorbacks in 1970 and built it into a national power over his 33 years at the helm. He won a school-record 1,161 games and three conference titles.

1973 (23-7)
Norm DeBriyn

Date	Result	Opponent	Location
	W, 3-1	SMU	Dallas, Texas
	W, 4-3	SMU	Dallas, Texas
3/14	W, 9-7	Kansas State	Fayetteville
3/14	W, 8-2	Kansas State	Fayetteville
3/17	W, 6-5	Notre Dame	Las Cruces, N.M.
3/17	W, 8-4	New Mexico St.	Las Cruces, N.M.
3/18	L, 0-10	Tulsa	Tulsa, Okla.
3/19	T, 17-17	St. Cloud State	Fayetteville
3/22	W, 11-10	Drake	Fayetteville
3/22	W, 3-2	Drake	Fayetteville
3/27	W, 4-0	St. Olaf	Fayetteville
	W, 6-1	Oklahoma City	Oklahoma City, Okla.
	W, 10-0	Oklahoma City	Oklahoma City, Okla.
	W, 7-5	SMS	Fayetteville
	W, 13-4	SMS	Fayetteville
4/14	W, 1-0	Memphis	Fayetteville
4/14	L, 0-3	Memphis	Fayetteville
	W, 5-4	Evangel	Fayetteville
	W, 11-0	Evangel	Fayetteville
	W, 5-4	Oral Roberts	Tulsa, Okla.
	L, 0-2	Oral Roberts	Tulsa, Okla.
4/21	W, 8-2	Oklahoma City	Fayetteville
4/21	W, 3-2	Oklahoma City	Fayetteville
4/24	W, 2-0	Tulsa	Fayetteville
4/24	L, 2-7	Tulsa	Fayetteville
4/27	W, 5-1	Creighton	Omaha, Neb.
4/27	W, 11-2	Creighton	Omaha, Neb.
4/28	W, 3-1	Creighton	Omaha, Neb.
4/28	L, 2-6	Creighton	Omaha, Neb.
5/27	L, 0-6	Trinity+	Arlington, Texas
5/28	L, 2-4	Texas-Pan Am+	Arlington, Texas

+ - NCAA District VI Tournament

1974 (22-21; 9-15 7th SWC)
Norm DeBriyn

Date	Result	Opponent	Location
3/2	W, 8-4	Northeastern (Okla.) St	Fayetteville
3/2	W, 4-1	Northeastern (Okla.) St	Fayetteville
3/5	W, 4-0	Missouri Western	Fayetteville
3/5	W, 5-2	Missouri Western	Fayetteville
3/6	L, 1-12	Creighton	Fayetteville
3/6	W, 12-4	Creighton	Fayetteville
3/8	L, 6-7	Baylor*	Waco, Texas
3/9	L, 2-7	Baylor*	Waco, Texas
3/9	L, 0-9	Baylor*	Waco, Texas
3/12	L, 1-2	Kansas State	Fayetteville
3/12	L, 1-2	Kansas State	Fayetteville
3/15	W, 4-2	SMU*	Fayetteville
3/16	W, 11-3	SMU*	Fayetteville
3/16	W, 6-2	SMU*	Fayetteville
3/18	W, 4-2	Mankato State	Fayetteville
3/18	L, 3-9	Mankato State	Fayetteville
3/22	L, 2-5	Texas A&M*	College Station
3/23	L, 1-15	Texas A&M*	College Station
3/23	L, 0-15	Texas A&M*	College Station
3/25	W, 5-4	Lamar	Fayetteville
3/27	W, 1-0	Oral Roberts	Tulsa, Okla.
3/27	L, 0-1	Oral Roberts	Tulsa, Okla.
3/29	L, 4-19	Texas*	Fayetteville
3/30	L, 2-3	Texas*	Fayetteville
3/30	W, 8-5	Texas*	Fayetteville
4/2	L, 4-5	Oklahoma City	Oklahoma City
4/2	W, 9-0	Oklahoma City	Oklahoma City
4/6	L, 5-6	Rice*	Fayetteville
4/6	W, 6-3	Rice*	Fayetteville
4/6	W, 9-7	Rice*	Fayetteville
4/9	W, 9-5	SMS	Springfield, Mo.
4/9	W, 10-8	SMS	Springfield, Mo.
4/12	L, 2-8	TCU*	Fort Worth, Texas
4/13	L, 5-6	TCU*	Fort Worth, Texas
4/13	L, 3-5	TCU*	Fort Worth, Texas
4/15	W, 6-4	Evangel	Springfield, Mo.
4/15	W, 5-3	Evangel	Springfield, Mo.
4/19	W, 9-3	Texas Tech*	Fayetteville
4/20	W, 15-6	Texas Tech*	Fayetteville
4/20	W, 7-6	Texas Tech*	Fayetteville
4/27	L, 0-8	Houston*	Houston, Texas
4/27	L, 5-6	Houston*	Houston, Texas
4/27	L, 3-8	Houston*	Houston, Texas

** - SWC Game*

1975 (20-22; 8-14 7th SWC)
Norm DeBriyn

Date	Result	Opponent	Location
3/1	L, 0-3	Kansas State	Fayetteville
3/1	W, 6-1	Kansas State	Fayetteville
3/2	L, 4-5	Kansas State	Fayetteville
3/2	W, 11-1	Kansas State	Fayetteville
3/4	W, 7-6	Northeastern St.	Fayetteville
3/4	W, 8-6	Northeastern St.	Fayetteville
3/7	L, 2-11	Baylor*	Fayetteville
3/8	W, 5-4	Baylor*	Fayetteville
3/8	W, 7-4	Baylor*	Fayetteville
	W, 4-1	SMU*	Dallas, Texas
3/17	W, 3-2	Baker	Fayetteville
3/17	L, 0-2	Baker	Fayetteville
3/21	W, 4-1	Texas A&M*	Fayetteville
3/22	L, 2-3	Texas A&M*	Fayetteville
3/22	L, 0-5	Texas A&M*	Fayetteville
3/24	W, 15-6	Nebraska	Fayetteville
3/24	W, 10-4	Nebraska	Fayetteville
3/25	L, 4-5	Nebraska	Fayetteville
3/25	W, 4-2	Nebraska	Fayetteville
3/29	L, 1-6	Texas*	Austin, Texas
3/29	L, 1-5	Texas*	Austin, Texas
3/29	L, 2-3	Texas*	Austin, Texas
3/3	W, 9-2	Northeastern St.	Fayetteville
3/3	W, 4-0	Northeastern St.	Fayetteville
4/4	W, 5-0	Rice*	Houston, Texas
4/5	L, 1-5	Rice*	Houston, Texas
4/5	L, 0-9	Rice*	Houston, Texas
4/8	L, 7-8	Southwestern St.	Fayetteville
4/8	L, 4-7	Southwestern St.	Fayetteville
4/11	L, 8-9	TCU*	Fort Worth, Texas
4/12	L, 1-13	TCU*	Fort Worth, Texas
4/12	L, 2-4	TCU*	Fort Worth, Texas
4/15	W, 5-1	Oral Roberts	Fayetteville
4/15	W, 4-2	Oral Roberts	Fayetteville
4/18	W, 6-4	Texas Tech*	Lubbock, Texas
4/19	L, 5-14	Texas Tech*	Lubbock, Texas
4/19	L, 11-13	Texas Tech*	Lubbock, Texas
4/21	L, 0-6	American Christian	Fayetteville
4/21	L, 1-2	American Christian	Fayetteville
4/25	W, 5-1	Houston*	Houston, Texas
4/26	W, 3-0	Houston*	Houston, Texas
4/26	L, 3-10	Houston*	Houston, Texas

** - SWC Game*

1976 (31-15-1; 12-12 5th SWC)
Norm DeBriyn

Date	Result	Opponent	Location
2/28	W, 2-0	Northeastern (Okla.) St	Fayetteville
2/28	W, 7-6	Northeastern (Okla.) St	Fayetteville
3/5	L, 4-9	Houston*	Houston, Texas
3/6	L, 0-1	Houston*	Houston, Texas
3/6	L, 2-3	Houston*	Houston, Texas
3/10	W, 11-0	Baker	Fayetteville
3/11	W, 9-7	Baker	Fayetteville
3/12	W, 7-0	Missouri Southern	Fayetteville
3/12	T, 0-0 (12)	Missouri Southern$	Fayetteville
3/13	W, 9-1	Southwest Baptist	Fayetteville
3/13	W, 6-1	Southwest Baptist	Fayetteville
3/14	W, 6-4	William Jewell	Fayetteville
3/15	W, 1-0	Tulsa	Fayetteville
3/15	W, 1-0	Tulsa	Fayetteville
3/19	W, 5-4	Texas Tech*	Fayetteville
3/20	W, 4-3	Texas Tech*	Fayetteville
3/20	W, 10-2	Texas Tech*	Fayetteville
3/22	W, 6-5	Luther	Fayetteville
3/22	W, 13-3	Luther	Fayetteville
3/23	W, 2-0	Mankato State	Fayetteville
3/23	W, 2-0	Mankato State	Fayetteville
3/26	W, 17-2	SMU*	Dallas, Texas
3/27	W, 10-1	SMU*	Dallas, Texas
3/27	W, 2-1	SMU*	Dallas, Texas
3/29	L, 2-5	Illinois-Edwardsville	Fayetteville
3/29	W, 7-3	Illinois-Edwardsville	Fayetteville
3/30	W, 6-5	Oral Roberts	Tulsa, Okla.
3/30	L, 3-6	Oral Roberts	Tulsa, Okla.
4/2	W, 7-5	TCU*	Fayetteville
4/3	L, 5-6	TCU*	Fayetteville
4/3	W, 7-6	TCU*	Fayetteville
4/6	W, 11-3	SMS	Fayetteville
4/6	W, 8-5	SMS	Fayetteville
4/9	L, 0-5	Baylor*	Waco, Texas
4/10	L, 0-2	Baylor*	Waco, Texas
4/10	L, 2-5	Baylor*	Waco, Texas
4/16	W, 4-1	Rice*	Fayetteville
4/17	W, 4-1	Rice*	Fayetteville
4/17	W, 1-0	Rice*	Fayetteville
4/23	L, 1-10	Texas*	Austin, Texas
4/24	L, 3-6	Texas*	Austin, Texas
4/24	W, 5-2	Texas*	Austin, Texas
4/27	W, 2-0	American Christian	Fayetteville
4/27	L, 0-1	American Christian	Fayetteville
4/30	L, 6-7	Texas A&M*	Fayetteville
5/1	L, 1-3	Texas A&M*	Fayetteville
5/1	L, 5-7	Texas A&M*	Fayetteville

** - SWC Game*

$ - Game called after 12 innings

1977 (33-18; 14-10 4th SWC)
Norm DeBriyn

Date	Result	Opponent	Location
2/19	W, 11-2	Northeastern (Okla.) St	Fayetteville
2/19	W, 5-0	Northeastern (Okla.) St	Fayetteville
2/22	W, 7-0	Oral Roberts	Fayetteville
2/22	L, 0-2	Oral Roberts	Fayetteville
2/25	L, 0-6	Texas A&M*	College Station, Texas
2/26	L, 3-4	Texas A&M*	College Station, Texas
2/26	L, 0-4	Texas A&M*	College Station, Texas
3/1	W, 2-0	Southwestern St.	Fayetteville
3/2	W, 11-0	Northeastern St.	Fayetteville
3/4	W, 5-3	Houston*	Fayetteville
3/5	W, 2-0	Houston*	Fayetteville
3/5	L, 0-5	Houston*	Fayetteville
3/7	W, 6-0	Baker	Fayetteville
3/7	W, 11-1	Baker	Fayetteville
3/9	W, 6-0	Missouri Southern	Fayetteville
3/9	W, 7-6	Missouri Southern	Fayetteville
3/10	W, 5-1	William Jewell	Fayetteville
3/10	W, 2-0	William Jewell	Fayetteville
3/13	W, 8-0	Creighton	Fayetteville
3/14	W, 4-1	Iowa State	Fayetteville
3/14	W, 2-0	Iowa State	Fayetteville
3/15	L, 1-2	Tulsa	Tulsa, Okla.
3/15	L, 4-6	Tulsa	Tulsa, Okla.
3/18	W, 13-10	Texas Tech*	Lubbock, Texas
3/19	L, 4-7	Texas Tech*	Lubbock, Texas
3/19	W, 14-7	Texas Tech*	Lubbock, Texas
3/23	W, 4-3	Eastern Michigan	Fayetteville
3/23	W, 8-1	Eastern Michigan	Fayetteville
3/25	W, 1-0	SMU*	Fayetteville
3/26	W, 4-1	SMU*	Fayetteville
3/26	W, 3-1	SMU*	Fayetteville
4/1	L, 2-5	TCU*	Fort Worth, Texas
4/2	W, 3-0	TCU*	Fort Worth, Texas
4/2	W, 6-5	TCU*	Fort Worth, Texas
4/5	W, 4-3	SMS	Fayetteville
4/5	W, 6-3	SMS	Fayetteville
4/8	L, 3-5	Baylor*	Fayetteville
4/9	W, 5-2	Baylor*	Fayetteville
4/9	W, 6-1	Baylor*	Fayetteville
4/11	W, 5-2	Oklahoma	Norman, Okla.
4/11	L, 3-4	Oklahoma	Norman, Okla.
4/15	L, 3-8	Rice*	Houston, Texas
4/16	W, 7-1	Rice*	Houston, Texas
4/16	W, 9-4	Rice*	Houston, Texas
4/19	L, 3-6	Tulsa	Fayetteville
4/19	L, 1-6	Tulsa	Fayetteville
4/22	L, 1-5	Texas*	Fayetteville
4/23	L, 1-7	Texas*	Fayetteville
4/23	W, 1-0	Texas*	Fayetteville
5/13	L, 2-5	Texas A&M!	Austin, Texas
5/14	L, 1-8	Texas!	Austin, Texas

** - SWC Game*

! - SWC Tournament

1978 (31-13; 18-6 2nd SWC)
Norm DeBriyn

Date	Result	Opponent	Location
2/17	W, 5-3	Missouri Southern	Fayetteville
2/17	W, 6-0	Missouri Southern	Fayetteville
2/25	W, 9-4	Tulsa	Fayetteville
2/25	L, 0-10	Tulsa	Fayetteville
3/3	W, 5-4	Texas*	Austin, Texas
3/4	W, 2-1	Texas*	Austin, Texas
3/4	L, 3-18	Texas*	Austin, Texas
3/6	W, 7-6	Northwestern Mo. St.	Fayetteville
3/6	L, 2-4	Northwestern Mo. St.	Fayetteville
3/10	W, 6-0	Rice*	Fayetteville
3/11	W, 1-0	Rice*	Fayetteville
3/11	W, 6-0	Rice*	Fayetteville
3/17	L, 11-12	Baylor*	Waco, Texas
3/18	W, 7-6	Baylor*	Waco, Texas
3/18	L, 8-9	Baylor*	Waco, Texas
3/20	W, 5-1	Luther	Fayetteville
3/20	W, 10-0	Luther	Fayetteville
3/21	W, 6-3	Missouri Western	Fayetteville
3/21	L, 8-9	Missouri Western	Fayetteville
3/24	W, 6-3	TCU*	Fayetteville
3/25	W, 4-3	TCU*	Fayetteville
3/25	W, 7-2	TCU*	Fayetteville
3/31	W, 5-2	SMU*	Dallas, Texas
4/1	W, 9-2	SMU*	Dallas, Texas
4/1	W, 6-4	SMU*	Dallas, Texas
4/5	L, 4-15	SMS	Springfield, Mo.
4/5	W, 3-2	SMS	Springfield, Mo.
4/7	W, 6-1	Texas Tech*	Fayetteville
4/8	W, 13-2	Texas Tech*	Fayetteville
4/8	W, 2-1	Texas Tech*	Fayetteville
4/13	W, 4-0	North Texas	Fayetteville
4/13	W, 12-0	North Texas	Fayetteville
4/14	W, 9-0	North Texas	Fayetteville
4/14	W, 6-0	North Texas	Fayetteville
4/21	W, 6-5	Houston*	Houston, Texas
4/22	W, 5-1	Houston*	Houston, Texas
4/22	L, 4-14	Houston*	Houston, Texas
4/25	W, 8-6	Tulsa	Tulsa, Okla.
4/28	L, 1-6	Texas A&M*	Fayetteville
4/29	L, 0-5	Texas A&M*	Fayetteville
4/29	W, 6-5	Texas A&M*	Fayetteville
5/3	L, 2-3	Tulsa	Tulsa, Okla.
5/12	L, 0-1	Baylor!	Austin, Texas
5/13	L, 0-5	Texas A&M!	Austin, Texas

** - SWC Game*

! - SWC Tournament

1979 (49-15; 19-5 2nd SWC)
Norm DeBriyn

Date	Result	Opponent	Location
2/23	W, 7-1	William Jewell	Fayetteville
2/23	W, 13-2	William Jewell	Fayetteville
2/27	W, 5-0	Missouri Southern	Fayetteville
2/27	W, 3-2	Missouri Southern	Fayetteville
3/2	W, 2-0	Texas*	Fayetteville
3/3	L, 2-3	Texas*	Fayetteville
3/3	L, 0-1	Texas*	Fayetteville
3/4	L, 2-3	Southern Illinois	Fayetteville
3/4	L, 5-18	Southern Illinois	Fayetteville
3/5	W, 5-0	Southwest Baptist	Fayetteville
3/5	W, 9-2	Southwest Baptist	Fayetteville
3/6	W, 4-1	Tulsa	Fayetteville
3/6	W, 8-1	Tulsa	Fayetteville
3/9	W, 6-3	Rice*	Houston, Texas
3/10	W, 7-2	Rice*	Houston, Texas
3/10	W, 12-3	Rice*	Houston, Texas
3/16	W, 12-1	Baylor*	Fayetteville
3/17	W, 5-1	Baylor*	Fayetteville
3/17	L, 0-4	Baylor*	Fayetteville
3/19	W, 13-0	Missouri Western	Fayetteville
3/19	W, 7-6 (11)	Missouri Western	Fayetteville
3/23	W, 7-1	TCU*	Fort Worth, Texas
3/24	W, 10-1	TCU*	Fort Worth, Texas
3/24	W, 9-4	TCU*	Fort Worth, Texas
3/26	W, 6-2	Eastern Michigan	Fayetteville
3/26	W, 1-0	Eastern Michigan	Fayetteville
3/27	W, 7-4	Iowa	Fayetteville
3/27	W, 6-0	Eastern Michigan	Fayetteville
3/30	W, 3-1	SMU*	Fayetteville
3/31	W, 3-1	SMU*	Fayetteville
3/31	W, 9-2	SMU*	Fayetteville
4/3	W, 5-1	SMS	Fayetteville
4/3	W, 4-3	SMS	Fayetteville
4/6	L, 8-9	Texas Tech*	Lubbock, Texas
4/7	W, 6-2	Texas Tech*	Lubbock, Texas
4/7	W, 12-9	Texas Tech*	Lubbock, Texas
4/13	W, 4-0	South Dakota	Fayetteville
4/13	W, 7-0	South Dakota	Fayetteville
4/14	W, 7-1	South Dakota	Fayetteville
4/14	W, 8-1	South Dakota	Fayetteville
4/17	L, 2-5	Oral Roberts	Tulsa, Okla.
4/20	W, 5-3	Houston*	Fayetteville
4/21	W, 3-0	Houston*	Fayetteville
4/21	W, 11-10 (8)	Houston*	Fayetteville
4/27	L, 0-6	Texas A&M*	College Station, Texas
4/28	W, 2-0 (11)	Texas A&M*	College Station, Texas
4/28	W, 9-1	Texas A&M*	College Station, Texas
	L, 8-9	Missouri Southern	Joplin, Mo.
	W, 6-5	Missouri Southern	Joplin, Mo.
	L, 6-7	Wichita State	Wichita, Kan.
	L, 4-5	Wichita State	Wichita, Kan.
5/12	W, 6-1	Baylor!	Austin, Texas
5/13	L, 2-6	Texas!	Austin, Texas
5/14	W, 6-2	Texas A&M!	Austin, Texas
5/14	L, 6-12	Texas!	Austin, Texas
5/25	W, 12-11	George Wash+	Tallahassee, Fla.
5/26	W, 9-1	Florida+	Tallahassee, Fla.
5/26	W, 8-6	Delaware+	Tallahassee, Fla.
5/27	W, 4-3	Delaware+	Tallahassee, Fla.
6/1	W, 5-4	Pepperdine#	Omaha, Neb.
6/3	W, 10-3	Arizona#	Omaha, Neb.
6/5	W, 9-4	Texas#	Omaha, Neb.
6/6	L, 10-13	Cal St. Fullerton#	Omaha, Neb.
6/8	L, 1-2	Cal St. Fullerton#	Omaha, Neb.

** - SWC Game*
! - SWC Tournament
+ - NCAA East Regional
 # - College World Series

1980 (44-22; 15-8 3rd SWC)
Norm DeBriyn

Date	Result	Opponent	Location
2/15	W, 9-3	Texas-Pan Am	Edinburg, Texas
2/15	L, 0-2	Texas-Pan Am	Edinburg, Texas
2/16	L, 1-3	Texas-Pan Am	Edinburg, Texas
2/16	L, 0-5	Texas-Pan Am	Edinburg, Texas
2/17	W, 4-2	Texas-Pan Am	Edinburg, Texas
2/17	L, 2-3	Texas-Pan Am	Edinburg, Texas
2/22	W, 15-0	Missouri Southern	Fayetteville
2/22	W, 7-0	Missouri Southern	Fayetteville
2/23	W, 10-0	Tulsa	Fayetteville
2/23	W, 12-0	Tulsa	Fayetteville
2/29	W, 2-0	SMU*	Dallas, Texas
3/1	L, 1-2	SMU*	Dallas, Texas
3/1	L, 1-9	SMU*	Dallas, Texas
3/7	W, 2-1	Texas Tech*	Fayetteville
3/8	L, 3-5	Texas Tech*	Fayetteville
3/8	W, 9-2	Texas Tech*	Fayetteville
3/9	W, 6-5	Southern Illinois	Fayetteville
3/9	L, 4-8	Southern Illinois	Fayetteville
3/10	W, 11-6	Northwestern Mo. St.	Fayetteville
3/10	W, 7-1	Northwestern Mo. St.	Fayetteville
3/11	L, 3-7	Oral Roberts	Fayetteville
3/11	L, 0-5	Oral Roberts	Fayetteville
3/12	W, 10-3	Southwest Baptist	Fayetteville
3/12	W, 11-1	Southwest Baptist	Fayetteville
3/13	W, 16-2	Baker	Fayetteville
3/13	W, 9-4	Baker	Fayetteville
3/14	W, 8-4	Kansas State	Fayetteville
3/14	W, 8-3	Kansas State	Fayetteville
3/15	W, 9-0	Wisconsin	Fayetteville
3/15	W, 3-0	Wisconsin	Fayetteville
3/16	W, 9-0	Wisconsin	Fayetteville
3/16	W, 9-0	Wisconsin	Fayetteville
3/21	W, 13-6	Houston*	Houston, Texas
3/22	W, 4-2	Houston*	Houston, Texas
3/22	L, 6-11	Houston*	Houston, Texas
3/28	W, 4-2	Texas A&M*	Fayetteville
3/28	L, 5-8	Texas A&M*	Fayetteville
4/1	W, 2-1	Centenary	Fayetteville
4/1	W, 7-5	Centenary	Fayetteville
4/4	W, 2-1	Texas*	Austin, Texas
4/5	L, 3-15	Texas*	Austin, Texas
4/5	W, 8-6	Texas*	Austin, Texas
4/11	W, 14-6	Rice*	Fayetteville
4/12	W, 5-2	Rice*	Fayetteville
4/12	L, 8-9	Rice*	Fayetteville
4/15	W, 8-3	Tulsa	Tulsa, Okla.
4/15	W, 17-6	Tulsa	Tulsa, Okla.
4/18	L, 1-2	Baylor*	Waco, Texas
4/19	W, 3-2	Baylor*	Waco, Texas
4/19	W, 7-6	Baylor*	Waco, Texas
4/23	L, 6-7 (11)	Mississippi St.	Greenville, Miss.
4/25	W, 5-1	TCU*	Fayetteville
4/26	W, 3-2	TCU*	Fayetteville
4/26	W, 18-17	TCU*	Fayetteville
4/29	W, 7-6	Oklahoma State	Tulsa, Okla.
5/3	W, 4-2	Oral Roberts	Tulsa, Okla.
5/4	L, 2-6	Wichita State	Wichita, Kan.
5/4	L, 0-14	Wichita State	Wichita, Kan.
5/7	W, 19-10	Texas A&M!	College Station, Texas
5/8	L, 4-6	Texas!	College Station, Texas
5/9	W, 6-5	Texas Tech!	College Station, Texas
5/9	W, 8-7	Texas!	College Station, Texas
5/10	L, 4-9	Texas!	College Station, Texas
5/22	W, 3-2	Oral Roberts+	Tulsa, Okla.
5/23	L, 0-6	Missouri+	Tulsa, Okla.
5/24	L, 1-7	California+	Tulsa, Okla.

** - SWC Game*
! - SWC Tournament
+ - NCAA Midwest Regional

1981 (31-21; 12-9 2nd SWC)
Norm DeBriyn

Date	Result	Opponent	Location
2/21	L, 4-5 (11)	Oklahoma State	Fayetteville
2/24	W, 8-2	Missouri Southern	Fayetteville
2/24	W, 7-4	Missouri Southern	Fayetteville
2/28	W, 25-5	Western Michigan	Lakeland, Fla.
3/1	W, 17-10	Eastern Michigan	Lakeland, Fla.
3/2	W, 7-5	Missouri	Lakeland, Fla.
3/3	L, 5-7	Eastern Michigan	Lakeland, Fla.
3/3	L, 6-8	Missouri	Lakeland, Fla.
3/4	L, 3-5	Florida Southern	Lakeland, Fla.
3/5	W, 13-3	Florida Southern	Lakeland, Fla.
3/6	W, 6-2	Eastern Michigan	Lakeland, Fla.
3/6	W, 9-8	Eastern Michigan	Lakeland, Fla.
3/7	W, 15-11	Western Michigan	Lakeland, Fla.
3/10	L, 3-6	Oral Roberts	Fayetteville
3/10	L, 6-11	Oral Roberts	Fayetteville
3/13	W, 4-1	TCU*	Fort Worth, Texas
3/14	L, 5-6	TCU*	Fort Worth, Texas
3/14	L, 5-6	TCU*	Fort Worth, Texas
3/16	W, 15-2	Missouri Western	Fayetteville
3/16	W, 10-0	Missouri Western	Fayetteville
3/17	W, 20-9	Southwest Baptist	Fayetteville
3/17	W, 8-3	Southwest Baptist	Fayetteville
3/20	W, 11-3	Baylor*	Fayetteville
3/21	W, 3-1	Baylor*	Fayetteville
3/21	W, 12-0	Baylor*	Fayetteville
3/27	W, 3-2	Rice*	Houston, Texas
3/28	L, 4-5	Rice*	Houston, Texas
3/28	L, 3-4	Rice*	Houston, Texas
4/3	W, 7-0	Texas*	Fayetteville
4/4	L, 4-5	Texas*	Fayetteville



Arkansas' 1979 team made the school's first appearance in the College World Series and finished second.



Kevin McReynolds was the Southwest Conference's first triple crown winner in 1980. He was drafted No. 6 overall by the Padres in 1981 and ended his career at Arkansas leading 12 offensive categories.

4/4	L, 6-8	Texas*	Fayetteville
4/10	W, 4-0	Texas A&M*	College Station, Texas
4/11	L, 2-9	Texas A&M*	College Station, Texas
4/11	W, 19-6	Texas A&M*	College Station, Texas
4/17	L, 3-5	Houston*	Fayetteville
4/18	W, 15-4	Houston*	Fayetteville
4/18	W, 2-1	Houston*	Fayetteville
4/24	W, 13-4	Texas Tech*	Lubbock, Texas
4/25	W, 8-5	Texas Tech*	Lubbock, Texas
4/25	L, 5-7	Texas Tech*	Lubbock, Texas
4/27	W, 6-4	SMS	Fayetteville
4/27	L, 3-4	SMS	Fayetteville
4/29	L, 6-11	Mississippi St.	Greenville, Miss.
5/1	W, 8-6	Oral Roberts	Tulsa, Okla.
5/2	L, 1-5	Oral Roberts	Tulsa, Okla.
5/2	L, 2-8	Oral Roberts	Tulsa, Okla.
5/15	L, 2-7	Houston!	Austin, Texas
5/16	W, 5-4	Rice!	Austin, Texas
5/17	W, 9-3	Houston!	Austin, Texas
5/18	L, 1-11	Texas!	Austin, Texas

** - SWC Game*
! - SWC Tournament

1982 (40-15-2; 13-8 3rd SWC)
Norm DeBriyn

Date	Result	Opponent	Location
2/20	W, 7-2	Missouri Southern	Fayetteville
2/20	W, 14-2	Missouri Southern	Fayetteville
2/26	W, 5-0	Northeastern (Okla.) St	Fayetteville
2/26	W, 7-1	Northeastern (Okla.) St	Fayetteville
3/2	L, 0-3	Southern Illinois	Fayetteville
3/2	W, 2-1	Southern Illinois	Fayetteville
3/7	W, 3-1	Northwest Missouri St	Fayetteville
3/7	W, 4-1	Northwest Missouri St	Fayetteville
3/8	W, 3-0	Northwest Missouri St	Fayetteville
3/8	T, 7-7	Northwest Missouri St	Fayetteville
3/9	W, 12-4	South Dakota	Fayetteville
3/9	W, 10-0	South Dakota	Fayetteville
3/13	W, 3-1	TCU*	Fayetteville
3/13	W, 2-1	TCU*	Fayetteville
3/13	W, 8-4	TCU*	Fayetteville
3/14	W, 11-1	Missouri Western	Fayetteville
3/15	W, 11-0	Missouri Western	Fayetteville
3/15	W, 7-0	Missouri Western	Fayetteville
3/16	W, 5-1	Evangel	Fayetteville
3/16	W, 4-1	Evangel	Fayetteville
3/17	W, 10-2	North Dakota State	Fayetteville
3/17	W, 10-1	North Dakota State	Fayetteville
3/19	W, 8-2	Baylor*	Waco, Texas
3/20	W, 8-7	Baylor*	Waco, Texas
3/20	L, 4-5 (10)	Baylor*	Waco, Texas
3/21	W, 5-3	Indiana	Fayetteville
3/26	T, 4-4 (11)	Rice*	Fayetteville
3/27	W, 2-1	Rice*	Fayetteville
3/27	W, 17-2	Rice*	Fayetteville
3/28	W, 6-1	Rice*	Fayetteville
4/2	W, 8-1	Texas*	Austin, Texas
4/3	L, 5-11	Texas*	Austin, Texas
4/3	L, 2-5	Texas*	Austin, Texas
4/9	W, 6-5	Texas A&M*	Fayetteville
4/10	L, 2-5	Texas A&M*	Fayetteville
4/10	W, 16-9	Texas A&M*	Fayetteville
4/11	W, 7-2	Ole Miss	Fayetteville
4/16	L, 3-7	Houston*	Houston, Texas
4/17	L, 0-2	Houston*	Houston, Texas
4/17	W, 1-0 (10)	Houston*	Houston, Texas
4/20	W, 9-8	SMS	Fayetteville
4/20	W, 6-2	SMS	Fayetteville
4/23	W, 7-6	Texas Tech*	Fayetteville
4/24	L, 3-4	Texas Tech*	Fayetteville
4/24	L, 8-11	Texas Tech*	Fayetteville
4/28	L, 7-8	Mississippi St.	Greenville, Miss.
4/30	W, 4-2	Dallas Baptist	Fayetteville
4/30	W, 6-1	Dallas Baptist	Fayetteville
5/1	L, 1-3	Dallas Baptist	Fayetteville
5/1	W, 7-2	Dallas Baptist	Fayetteville
5/8	W, 10-3	Oral Roberts	Fayetteville
5/8	L, 1-9	Oral Roberts	Fayetteville
5/9	L, 4-9	Oral Roberts	Tulsa, Okla.
5/9	W, 10-4	Oral Roberts	Tulsa, Okla.
5/14	W, 9-6	Houston!	College Station, Texas
5/15	L, 0-8	Texas!	College Station, Texas
5/16	L, 8-9	Houston!	College Station, Texas

** - SWC Game*
! - SWC Tournament

1983 (44-21; 13-8 2nd SWC)
Norm DeBriyn

Date	Result	Opponent	Location
2/18	W, 8-7	Texas Wesleyan	Fayetteville
2/19	L, 0-2	Texas Wesleyan	Fayetteville
2/19	W, 11-5	Texas Wesleyan	Fayetteville
2/22	W, 19-3	Northeastern (Okla.) St	Fayetteville
2/25	W, 11-3	Missouri Southern	Fayetteville
2/25	W, 8-6	Missouri Southern	Fayetteville
2/26	W, 10-1	Southwest Baptist	Fayetteville
2/26	W, 8-2	Southwest Baptist	Fayetteville
3/1	L, 3-7	Southern Illinois	Fayetteville
3/1	W, 6-2	Southern Illinois	Fayetteville
3/5	L, 4-11	Oklahoma	Norman, Okla.
3/5	W, 14-3	Oklahoma	Norman, Okla.
3/6	W, 13-4	Oklahoma City	Oklahoma City, Okla.
3/6	W, 7-2	Oklahoma	Norman, Okla.
3/11	W, 8-5	Baylor*	Fayetteville
3/12	W, 5-3	Baylor*	Fayetteville
3/12	L, 2-3	Baylor*	Fayetteville
3/13	W, 12-1	Kansas State	Fayetteville
3/14	W, 9-4	Missouri Western	Fayetteville
3/14	W, 13-2	Missouri Western	Fayetteville
3/15	W, 7-5	Central Mo. State	Fayetteville
3/15	W, 5-0	Central Mo. State	Fayetteville
3/16	W, 12-3	Central Mo. State	Fayetteville
3/16	W, 8-1	Central Mo. State	Fayetteville
3/17	W, 5-0	Notre Dame	Fayetteville
3/19	L, 1-6	Rice*	Houston, Texas
3/19	L, 2-3 (12)	Rice*	Houston, Texas
3/20	W, 7-4 (10)	Rice*	Houston, Texas
3/27	L, 4-9	Texas*	Little Rock, Ark.
3/27	L, 1-6	Texas*	Little Rock, Ark.
3/27	L, 9-11	Texas*	Little Rock, Ark.
4/1	W, 10-8	Texas A&M*	College Station, Texas
4/2	W, 3-0	Texas A&M*	College Station, Texas
4/2	W, 10-9	Texas A&M*	College Station, Texas
4/3	W, 8-5	Minnesota	Fayetteville
4/10	W, 1-0	Houston*	Fayetteville
4/10	L, 8-12	Houston*	Fayetteville
4/11	W, 9-1	Houston*	Fayetteville
4/16	W, 7-1	Texas Tech*	Lubbock, Texas
4/16	W, 8-7	Texas Tech*	Lubbock, Texas
4/17	L, 9-10	Texas Tech*	Lubbock, Texas
4/19	W, 6-3	SMS	Springfield, Mo.
4/19	L, 2-3	SMS	Springfield, Mo.
4/23	W, 4-3	TCU*	Fort Worth, Texas
4/23	W, 10-5	TCU*	Fort Worth, Texas
4/24	W, 9-3	TCU*	Fort Worth, Texas
4/26	L, 2-9	Mississippi St.	Greenville, Miss.
4/27	W, 5-3	Mississippi State	Helena, Ark.
4/29	L, 9-19	Dallas Baptist	Fort Smith, Ark.
4/30	W, 8-4	Dallas Baptist	Fayetteville
4/30	W, 8-7	Dallas Baptist	Fayetteville
5/6	W, 6-3	Oral Roberts	Fayetteville
5/6	W, 11-3	Oral Roberts	Fayetteville
5/7	L, 3-8	Oral Roberts	Tulsa, Okla.
5/7	W, 4-1	Oral Roberts	Tulsa, Okla.
5/13	W, 4-3	Houston!	Austin, Texas
5/14	L, 2-9	Texas!	Austin, Texas
5/15	W, 9-7	Houston!	Austin, Texas
5/15	W, 5-4	Texas!	Austin, Texas
5/16	L, 0-14	Texas!	Austin, Texas
5/20	L, 3-5	Coastal Carolina	Fayetteville
5/21	L, 7-13	Coastal Carolina	Fayetteville
5/21	W, 6-4	Coastal Carolina	Fayetteville
5/26	L, 6-7	Oral Roberts+	Stillwater, Okla.
5/27	L, 3-6	Wichita State+	Stillwater, Okla.

** - SWC Game*
! - SWC Tournament
+ - NCAA Midwest Regional

1984 (40-16; 12-9 4th SWC)
Norm DeBriyn

Date	Result	Opponent	Location
2/17	W, 6-2	Texas Wesleyan	Fayetteville
2/18	W, 9-8	Texas Wesleyan	Fayetteville
2/18	W, 13-5	Texas Wesleyan	Fayetteville
2/25	W, 3-2	Eastern Michigan	Lakeland, Fla.
2/26	L, 10-15	Western Michigan	Lakeland, Fla.
2/27	L, 0-4	Missouri	Lakeland, Fla.
2/29	W, 8-1	Eastern Michigan	Lakeland, Fla.
3/1	W, 13-8	Western Michigan	Lakeland, Fla.
3/1	W, 5-1	Florida Southern	Lakeland, Fla.
3/2	W, 9-4	Western Michigan	Lakeland, Fla.
3/2	W, 4-1	Eastern Michigan	Lakeland, Fla.
3/10	W, 3-2	Indiana State	Fayetteville
3/10	W, 7-3	Indiana State	Fayetteville
3/11	W, 6-3	Indiana State	Fayetteville
3/13	W, 18-5	Illinois	Fayetteville
3/14	W, 6-5	Illinois	Fayetteville
3/16	W, 10-9	Baylor*	Waco, Texas
3/17	L, 7-8	Baylor*	Waco, Texas
3/17	W, 10-3	Baylor*	Waco, Texas
3/19	W, 8-2	Dallas Baptist	Fayetteville
3/20	L, 3-6	Dallas Baptist	Fayetteville
3/20	W, 3-0	Dallas Baptist	Fayetteville
3/21	W, 21-0	Southwest Baptist	Fayetteville
3/21	W, 33-4	Southwest Baptist	Fayetteville
3/22	W, 6-0	Eastern Illinois	Fayetteville
3/22	W, 16-2	Eastern Illinois	Fayetteville
3/23	W, 6-2	School of Ozarks	Fayetteville
3/25	W, 5-3	Rice*	Fayetteville
3/25	W, 6-3	Rice*	Fayetteville
3/26	L, 2-7	Rice*	Fayetteville
3/30	L, 2-5	Texas*	Austin, Texas
3/31	L, 5-7	Texas*	Austin, Texas
3/31	W, 13-4	Texas*	Austin, Texas
4/6	L, 8-10	Texas A&M*	Fayetteville
4/7	W, 1-0	Texas A&M*	Fayetteville
4/7	W, 4-0	Texas A&M*	Fayetteville
4/9	W, 12-1	Missouri Southern	Fayetteville
4/14	L, 5-6	Houston*	Houston, Texas
4/14	W, 17-4	Houston*	Houston, Texas
4/15	L, 3-4	Houston*	Houston, Texas
4/17	W, 9-5	SMS	Fayetteville
4/17	W, 5-1	SMS	Fayetteville
4/20	L, 6-8	Texas Tech*	Fayetteville
4/21	L, 8-9	Texas Tech*	Fayetteville
4/21	W, 9-7	Texas Tech*	Fayetteville
4/24	L, 8-9	Mississippi St.	Greenville, Miss.
4/25	W, 10-9 (10)	Mississippi St.	Little Rock, Ark.
4/28	W, 6-5	TCU*	Fayetteville
4/28	W, 8-5	TCU*	Fayetteville
4/29	W, 6-5 (10)	TCU*	Fayetteville
5/4	W, 13-1	Oral Roberts	Fayetteville
5/4	W, 12-4	Oral Roberts	Fayetteville
5/5	L, 8-9	Oral Roberts	Tulsa, Okla.
5/5	W, 3-1	Oral Roberts	Tulsa, Okla.
5/11	L, 1-8	Texas!	Austin, Texas
5/12	L, 1-8	Rice!	Austin, Texas

** - SWC Game*
! - SWC Tournament

1985 (51-15; 13-7 3rd SWC)
Norm DeBriyn

Date	Result	Opponent	Location
2/9	L, 2-5	Miami (Fla.)	Coral Gables, Fla.
2/9	L, 1-2	Miami (Fla.)	Coral Gables, Fla.
2/10	L, 0-4	Miami (Fla.)	Coral Gables, Fla.
2/16	W, 4-0	Oklahoma City	Fayetteville
2/16	W, 20-13	Oklahoma City	Fayetteville
2/17	W, 5-2	Oklahoma City	Fayetteville
2/22	W, 5-1	Kansas State	Fayetteville
2/25	W, 12-1	Missouri Southern	Fayetteville
2/25	W, 8-3	Missouri Southern	Fayetteville
3/1	W, 15-4	Lubbock Christian	Fayetteville
3/2	W, 15-1	Lubbock Christian	Fayetteville
3/2	W, 4-1	Lubbock Christian	Fayetteville
3/3	W, 11-3	Northwest Missouri St	Fayetteville
3/4	W, 18-8	Northeast Missouri St	Fayetteville
3/5	W, 15-6	Southeast Okla. St.	Fayetteville
3/8	W, 9-7	Indiana State	Fayetteville
3/9	W, 7-2	Indiana State	Fayetteville
3/9	W, 3-1	Indiana State	Fayetteville
3/17	W, 8-4	Rice*	Houston, Texas
3/17	L, 2-13	Rice*	Houston, Texas
3/18	W, 10-0	Missouri Western	Fayetteville
3/18	W, 4-0	Missouri Western	Fayetteville
3/19	W, 4-3	School of Ozarks	Fayetteville
3/19	W, 6-0	School of Ozarks	Fayetteville
3/22	W, 5-4	Texas*	Fayetteville
3/23	W, 2-1	Texas*	Fayetteville
3/23	L, 3-13	Texas*	Fayetteville
3/26	L, 1-3	Oklahoma St.	Stillwater, Okla.
3/29	L, 2-6	Texas A&M*	College Station, Texas
3/31	W, 6-4	Texas A&M*	College Station, Texas
3/31	W, 15-4	Texas A&M*	College Station, Texas
4/2	L, 6-14	Oklahoma State	Fayetteville
4/5	W, 16-12	Houston*	Fayetteville
4/6	W, 5-4	Houston*	Fayetteville
4/6	L, 9-10	Houston*	Fayetteville
4/12	W, 14-4	Texas Tech*	Lubbock, Texas
4/13	W, 14-11	Texas Tech*	Lubbock, Texas
4/13	W, 22-5	Texas Tech*	Lubbock, Texas
4/16	W, 6-5	SMS	Fayetteville
4/19	W, 19-7	TCU*	Fort Worth, Texas
4/20	L, 3-4	TCU*	Fort Worth, Texas
4/20	W, 12-6	TCU*	Fort Worth, Texas
4/26	L, 6-7	Baylor*	Fayetteville
4/27	W, 5-4	Baylor*	Fayetteville
4/27	L, 8-11	Baylor*	Fayetteville
4/30	L, 2-16	Mississippi St.	Greenville, Miss.
5/1	W, 13-1	Mississippi St.	Little Rock, Ark.
5/3	W, 10-4	Kansas	Fayetteville
5/4	W, 6-5	Kansas	Fayetteville
5/4	W, 6-2	Kansas	Fayetteville
5/6	W, 14-4	Oklahoma Christian	Fayetteville
5/9	W, 6-4	Oral Roberts	Fayetteville
5/10	W, 5-1	Oral Roberts	Fayetteville
5/11	W, 9-5	Oral Roberts	Tulsa, Okla.
5/15	W, 11-2	Louisiana-Lafayette!	Fayetteville
5/17	W, 6-4	Baylor!	Fayetteville
5/18	W, 9-5	Texas!	Fayetteville
5/19	W, 10-6	Texas!	Fayetteville
5/23	W, 20-13	Eastern Kent.+	Tallahassee, Fla.
5/24	W, 13-9	George Mason+	Tallahassee, Fla.
5/25	W, 7-6	Florida State+	Tallahassee, Fla.
5/26	W, 7-5	Georgia Tech+	Tallahassee, Fla.
5/31	W, 1-0	South Carolina#	Omaha, Neb.
6/3	L, 4-5	Mississippi State#	Omaha, Neb.
6/6	W, 10-4	Stanford#	Omaha, Neb.
6/8	L, 7-8	Texas#	Omaha, Neb.

** - SWC Game*
! - SWC Tournament
+ - NCAA South II Regional
 # - College World Series

1986 (43-17; 15-6 3rd SWC)
Norm DeBriyn

Date	Result	Opponent	Location
2/15	W, 10-0	North Texas	Fayetteville
2/15	W, 9-0	North Texas	Fayetteville
2/16	W, 26-1	North Texas	Fayetteville
2/20	L, 7-8	Kansas State	Fayetteville
2/22	L, 7-8	LSU	Baton Rouge, La.
2/23	W, 7-6	LSU	Baton Rouge, La.
2/24	L, 0-3	Tulane	New Orleans, La.
2/25	L, 3-5	Nicholls State	Thibodaux, La.
2/26	L, 3-5	La-Lafayette	Lafayette, La.
2/27	W, 12-2	Louisiana Tech	Ruston, La.
3/1	W, 6-2	Memphis	Little Rock, Ark.
3/8	W, 6-5 (10)	Wichita State	Fayetteville
3/9	L, 1-5	Indiana State	Fayetteville
3/9	W, 2-1	Indiana State	Fayetteville
3/10	W, 12-3	Indiana State	Fayetteville
3/11	W, 12-0	Missouri Western	Fayetteville
3/15	W, 6-0	Rice*	Fayetteville
3/15	W, 10-5	Rice*	Fayetteville
3/15	W, 15-7	Rice*	Fayetteville
3/16	W, 4-0	Iowa State	Fayetteville
3/17	W, 12-5	Western Illinois	Fayetteville
3/18	W, 7-2	Western Illinois	Fayetteville
3/19	W, 14-3	Wisconsin-Osh Kosh	Fayetteville
3/19	W, 4-3	Wisconsin-Osh Kosh	Fayetteville
3/21	L, 0-8	Texas*	Austin, Texas
3/22	W, 3-0	Texas*	Austin, Texas
3/22	L, 3-12	Texas*	Austin, Texas
3/23	W, 18-8	Evansville	Fayetteville
3/24	W, 4-0	Evansville	Fayetteville
3/25	W, 9-8	Evansville	Fayetteville
3/28	L, 0-6	Texas A&M*	Fayetteville
3/29	W, 10-0	Texas A&M*	Fayetteville
3/29	L, 2-5	Texas A&M*	Fayetteville
4/1	L, 9-11	Oklahoma State	Fayetteville
4/4	W, 15-6	Houston*	Houston, Texas
4/5	W, 3-2	Houston*	Houston, Texas
4/5	W, 10-6	Houston*	Houston, Texas
4/8	W, 6-2	SMS	Fayetteville
4/11	W, 20-3	Texas Tech*	Fayetteville
4/12	W, 9-4	Texas Tech*	Fayetteville
4/12	W, 8-3	Texas Tech*	Fayetteville
4/15	L, 7-8	Oklahoma State	Stillwater, Okla.
4/18	W, 13-3	TCU*	Fayetteville
4/20	W, 7-6	TCU*	Fayetteville
4/20	W, 6-5 (10)	TCU*	Fayetteville
4/21	W, 15-4	Northeastern (Okla.) St	Fayetteville
4/25	L, 8-10	Baylor*	Waco, Texas
4/26	L, 4-6	Baylor*	Waco, Texas
4/26	W, 10-7	Baylor*	Waco, Texas
4/30	W, 4-1	Missouri Southern	Fayetteville
5/2	W, 9-3	Murray State	Fayetteville
5/3	W, 3-2	Murray State	Fayetteville
5/8	W, 7-5	Oral Roberts	Fayetteville
5/9	W, 15-6	Oral Roberts	Tulsa, Okla.
5/11	W, 12-3	Wichita State	Wichita, Kan.
5/12	W, 9-8 (12)	Oral Roberts	Tulsa, Okla.
5/16	L, 0-4	Texas A&M!	College Station, Texas
5/22	W, 4-3	Oregon State+	Stillwater, Okla.
5/23	L, 0-2	Stanford+	Stillwater, Okla.
5/24	L, 0-1	Oregon State+	Stillwater, Okla.

** - SWC Game*
! - SWC Tournament
+ - NCAA Midwest Regional

1987 (51-16-1; 17-4 2nd SWC)
Norm DeBriyn

Date	Result	Opponent	Location
2/14	W, 3-1	Memphis	Memphis, Tenn.
2/14	T, 2-2	Memphis	Memphis, Tenn.
2/21	W, 21-5	Memphis	Fayetteville
2/22	W, 14-7	Memphis	Fayetteville
2/23	W, 4-3	Missouri Southern	Fayetteville
2/23	W, 13-10	Missouri Southern	Fayetteville
2/25	L, 4-6	Hawaii Pacific	Honolulu, Hawaii
2/26	W, 10-7	Hawaii Pacific	Honolulu, Hawaii
2/27	L, 4-8	Hawaii	Honolulu, Hawaii
2/28	L, 5-6 (10)	Hawaii	Honolulu, Hawaii
3/1	W, 9-7 (10)	Hawaii	Honolulu, Hawaii
3/2	W, 7-4	Hawaii	Honolulu, Hawaii
3/6	L, 3-4	Kansas State	Fayetteville
3/7	W, 12-7	Kansas State	Fayetteville
3/8	W, 13-4	North Texas	Fayetteville
3/9	W, 13-3	Lubbock Christian	Fayetteville
3/10	W, 20-10	Saint Louis	Fayetteville
3/11	W, 9-0	Saint Louis	Fayetteville
3/11	W, 15-5	Saint Louis	Fayetteville
3/13	W, 10-3	Northern Iowa	Fayetteville
3/14	W, 8-3	Western Kentucky	Fayetteville
3/15	W, 5-2	Western Kentucky	Fayetteville
3/15	L, 5-11	Washington State	Fayetteville
3/20	W, 17-10	Texas A&M*	College Station, Texas
3/21	W, 8-2	Texas A&M*	College Station, Texas
3/21	W, 7-3	Texas A&M*	College Station, Texas
3/25	L, 1-8	Oklahoma State	Stillwater, Okla.
3/27	L, 3-4	Houston*	Fayetteville
3/28	W, 10-3	Houston*	Fayetteville
3/28	W, 12-6	Houston*	Fayetteville
3/31	W, 11-2	Missouri-St. Louis	Fayetteville
3/31	W, 14-2	Missouri-St. Louis	Fayetteville
4/3	W, 2-0	Texas Tech*	Lubbock, Texas
4/4	W, 8-6	Texas Tech*	Lubbock, Texas
4/4	W, 9-0	Texas Tech*	Lubbock, Texas
4/7	W, 16-2	Evangel	Fayetteville
4/10	W, 9-7	TCU*	Fort Worth, Texas
4/11	L, 6-7	TCU*	Fort Worth, Texas
4/11	W, 13-7	TCU*	Fort Worth, Texas
4/15	W, 12-11	Oklahoma	Fayetteville
4/17	W, 5-3	Baylor*	Fayetteville
4/18	W, 8-0	Baylor*	Fayetteville
4/18	W, 6-5	Baylor*	Fayetteville
4/20	W, 12-1	School of Ozarks	Fayetteville
4/21	W, 9-8	Oklahoma State	Fayetteville
4/24	W, 4-3	Rice*	Houston, Texas
4/25	W, 5-1	Rice*	Houston, Texas
4/25	W, 3-0	Rice*	Houston, Texas
4/28	W, 14-10	Southeast Okla. State	Fayetteville
4/29	W, 20-5	Missouri Southern	Fayetteville
5/1	L, 5-9	Texas*	Fayetteville
5/2	W, 9-3	Texas*	Fayetteville
5/2	L, 1-4	Texas*	Fayetteville
5/7	W, 14-4	Oral Roberts	Fayetteville
5/8	W, 17-5	Oral Roberts	Fayetteville
5/10	L, 2-10	Oral Roberts	Tulsa, Okla.
5/10	L, 11-12 (10)	Missouri	Columbia, Mo.
5/15	W, 4-3	Texas A&M!	Austin, Texas
5/17	L, 3-10	Texas!	Austin, Texas
5/17	W, 14-9	Houston!	Austin, Texas
5/18	L, 2-3	Texas!	Austin, Texas
5/22	W, 10-7	Middle Tenn.+	Huntsville, Ala.
5/22	W, 7-2	West Virginia+	Huntsville, Ala.
5/23	W, 6-5 (10)	Clemson+	Huntsville, Ala.
5/24	W, 4-2	Clemson+	Huntsville, Ala.
5/30	L, 6-13	Texas#	Omaha, Neb.
5/31	W, 5-4	Georgia#	Omaha, Neb.
6/3	L, 2-5	LSU#	Omaha, Neb.

** - SWC Game*
! - SWC Tournament
+ - NCAA South I Regional
 # - College World Series



Jeff King was the heart of a dangerous Razorback lineup in the mid-1980s. He finished his career as the all-time leader in home runs, RBI, runs scored and total bases. King was the No. 1 overall pick of the Pirates in the 1986 MLB Draft.

1988 (39-23; 12-9 3rd SWC)
Norm DeBriyn

Date	Result	Opponent	Location
2/13	W, 12-4	Missouri Southern	Fayetteville
2/14	W, 17-5	Missouri Southern	Fayetteville
2/18	L, 11-12	Arizona	Tucson, Ariz.
2/19	L, 3-4	Arizona	Tucson, Ariz.
2/20	W, 7-2	Arizona	Tucson, Ariz.
2/27	W, 12-3	Kansas	Fayetteville
2/27	W, 19-4	Kansas	Fayetteville
2/28	W, 5-3	Kansas	Fayetteville
3/4	W, 8-7	Kansas State	Fayetteville
3/5	W, 9-5	Kansas State	Fayetteville
3/6	W, 10-1	North Texas	Fayetteville
3/7	W, 5-4	North Texas	Fayetteville
3/7	W, 6-5	North Texas	Fayetteville
3/9	W, 9-0	Benedictine	Fayetteville
3/12	L, 9-11	Indiana State	Fayetteville
3/12	L, 9-13	Indiana State	Fayetteville
3/13	W, 7-4	Nebraska	Fayetteville
3/13	L, 5-8	Nebraska	Fayetteville
3/16	W, 16-3	Wisconsin-Osh Kosh	Fayetteville
3/18	W, 4-2	Louisiana Tech	Shreveport, La.
3/19	L, 4-5	Oklahoma State	Shreveport, La.
3/20	W, 12-2	Centenary	Shreveport, La.
3/21	W, 6-0	Northern Iowa	Fayetteville
3/22	W, 17-0	Northern Iowa	Fayetteville
3/22	W, 15-2	Northern Iowa	Fayetteville
3/23	W, 13-5	Texas Wesleyan	Fayetteville
3/25	W, 5-0	Texas A&M*	Fayetteville
3/26	L, 1-6	Texas A&M*	Fayetteville
3/26	L, 6-8	Texas A&M*	Fayetteville
3/28	L, 6-9	Dallas Baptist	Fayetteville
4/1	L, 2-8	Houston*	Houston, Texas
4/2	W, 16-7	Houston*	Houston, Texas
4/2	L, 5-6 (10)	Houston*	Houston, Texas
4/5	W, 13-8	Evangel	Fayetteville
4/8	W, 7-6 (10)	Texas Tech*	Fayetteville
4/9	L, 8-11	Texas Tech*	Fayetteville
4/9	W, 5-4	Texas Tech*	Fayetteville
4/11	W, 6-5	Oklahoma State	Stillwater, Okla.
4/12	L, 3-11	Oklahoma	Norman, Okla.
4/15	W, 3-2	TCU*	Fayetteville
4/16	L, 1-3	TCU*	Fayetteville
4/16	W, 3-2	TCU*	Fayetteville
4/18	W, 16-3	Southwest Baptist	Fayetteville
4/22	W, 4-2	Baylor*	Waco, Texas
4/23	L, 5-7	Baylor*	Waco, Texas
4/23	W, 11-10	Baylor*	Waco, Texas
4/25	W, 10-5	Southeastern St.	Fayetteville
4/26	W, 15-13	Southeastern St.	Fayetteville
4/27	W, 8-6	Missouri	Fayetteville
5/7	W, 5-0	Texas*	Austin, Texas
5/8	L, 1-8	Texas*	Austin, Texas
5/8	L, 2-15	Texas*	Austin, Texas
5/10	L, 5-9	SMS	Springfield, Mo.
5/13	W, 6-1	Rice*	Fayetteville
5/14	W, 10-1	Rice*	Fayetteville
5/14	W, 9-8	Rice*	Fayetteville
5/15	W, 18-7	Oral Roberts	Fayetteville
5/16	L, 3-11	Oral Roberts	Tulsa, Okla.
5/19	L, 3-4	Texas A&M!	Fayetteville
5/20	L, 1-7	Texas!	Fayetteville
5/27	L, 3-8	Loyola Marymount+	Stillwater, Okla.
5/28	L, 7-13	Oklahoma State+	Stillwater, Okla.

** - SWC Game*
! - SWC Tournament
+ - NCAA Midwest Regional

1989 (51-16; 17-4 T-1st SWC)
Norm DeBriyn

Date	Result	Opponent	Location
2/19	W, 5-1	Wichita State	Fayetteville
2/24	W, 6-2	Missouri Southern	Fayetteville
2/25	W, 3-2	Kansas	Fayetteville
2/25	W, 7-0	Kansas	Fayetteville
2/26	W, 18-4	Kansas	Fayetteville
2/28	W, 8-4	Kentucky	Lakeland, Fla.
3/1	W, 2-1	Penn State	Lakeland, Fla.
3/1	L, 2-6	Kentucky	Lakeland, Fla.
3/2	L, 2-6	Western Michigan	Lakeland, Fla.
3/3	W, 8-2	Eckerd	Lakeland, Fla.
3/4	W, 15-0	Western Michigan	Lakeland, Fla.
3/10	W, 1-0	Iowa State	Fayetteville
3/11	W, 9-4	Iowa State	Fayetteville
3/12	W, 4-1	Nebraska	Fayetteville
3/13	W, 9-1	Stephen F. Austin	Fayetteville
3/14	W, 13-4	Wisconsin-Osh Kosh	Fayetteville
3/15	W, 9-4	Wisconsin-Osh Kosh	Fayetteville
3/17	W, 3-2	Northwestern St	Shreveport, La.
3/18	L, 2-10	Oklahoma State	Shreveport, La.
3/19	L, 4-8	La-Lafayette	Shreveport, La.
3/20	W, 14-4	Northern Iowa	Fayetteville
3/21	W, 12-1	Southwest Baptist	Fayetteville
3/22	W, 14-5	School of Ozarks	Fayetteville
3/22	W, 10-0	School of Ozarks	Fayetteville
3/24	W, 10-1	Houston*	Fayetteville
3/25	W, 3-0	Houston*	Fayetteville
3/25	W, 8-3	Houston*	Fayetteville
3/27	W, 11-3	St. Olaf	Fayetteville
3/31	W, 12-0	Texas Tech*	Lubbock, Texas
4/1	W, 3-2	Texas Tech*	Lubbock, Texas
4/1	W, 6-5	Texas Tech*	Lubbock, Texas
4/4	W, 10-4	Oklahoma State	Stillwater, Okla.
4/5	W, 6-4	Evangel	Fayetteville
4/7	W, 5-4	TCU*	Fort Worth, Texas
4/8	W, 8-6	TCU*	Fort Worth, Texas
4/8	W, 11-3	TCU*	Fort Worth, Texas
4/9	W, 11-1	Southeastern (Okla.) St	Fayetteville
4/10	L, 8-10	Dallas Baptist	Fayetteville
4/11	W, 7-4	Missouri	Columbia, Mo.
4/14	W, 8-4	Baylor*	Fayetteville
4/15	W, 9-1	Baylor*	Fayetteville
4/15	W, 10-3	Baylor*	Fayetteville
4/19	W, 9-8	Northeastern (Okla.) St	Fayetteville
4/21	W, 10-2	Rice*	Houston, Texas
4/22	L, 1-3	Rice*	Houston, Texas
4/22	W, 8-4	Rice*	Houston, Texas
4/26	L, 2-3	Oklahoma	Fayetteville
4/28	L, 4-5	Texas*	Fayetteville
4/29	W, 8-4	Texas*	Fayetteville
4/29	W, 14-7	Texas*	Fayetteville
4/30	W, 9-4	Kansas State	Fayetteville
5/1	L, 2-7	Kansas State	Fayetteville
5/5	W, 11-9 (16)	Texas A&M*	College Station, Texas
5/6	L, 2-3	Texas A&M*	College Station, Texas
5/7	L, 0-9	Texas A&M*	College Station, Texas
5/10	W, 10-6	Oklahoma State	Fayetteville
5/18	L, 3-8	Texas!	College Station, Texas
5/19	W, 5-4	Houston!	College Station, Texas
5/20	L, 1-9	Texas!	College Station, Texas
5/25	L, 5-7	Le Moyne+	Waterbury, Conn.
5/26	W, 8-2	George Wa.+	Waterbury, Conn.
5/28	W, 9-2	Illinois+	Waterbury, Conn.
5/29	W, 1-0	Arizona St.+	Waterbury, Conn.
5/29	W, 6-5	Le Moyne+	Waterbury, Conn.
6/2	L, 1-3	Wichita State#	Omaha, Neb.
6/4	W, 7-3	North Carolina#	Omaha, Neb.
6/6	L, 4-8	Wichita State#	Omaha, Neb.

** - SWC Game*
! - SWC Tournament
+ - NCAA Midwest Regional
 # - College World Series

1990 (47-15; 16-5 1st SWC)
Norm DeBriyn

Date	Result	Opponent	Location
2/16	W, 12-6	Missouri Southern	Fayetteville
2/17	W, 2-1	Kansas State	Fayetteville
2/17	W, 5-1	Kansas State	Fayetteville
2/18	L, 4-5	Kansas State	Fayetteville
2/24	L, 4-10	Kansas	Fayetteville
2/25	W, 3-2	Kansas	Fayetteville
3/2	W, 12-11	SMS	Fayetteville
3/3	W, 14-4	Saint Louis	Fayetteville
3/3	W, 10-7	Saint Louis	Fayetteville
3/4	W, 9-1	Northwood Inst.	Fayetteville
3/8	W, 17-9	Northwest Mo. St.	Fayetteville
3/9	W, 8-1	Wisconsin	Fayetteville
3/9	L, 4-6	Wisconsin	Fayetteville
3/10	W, 9-0	Wisconsin	Fayetteville
3/10	W, 16-2	Wisconsin	Fayetteville
3/12	W, 5-1	George Washington	Fresno, Calif.
3/13	L, 5-6	BYU	Fresno, Calif.
3/14	W, 7-4	Gonzaga	Fresno, Calif.
3/15	W, 14-0	Maine	Fresno, Calif.
3/16	W, 9-2	Eastern Michigan	Fresno, Calif.
3/17	W, 6-4	Fresno State	Fresno, Calif.
3/19	W, 7-5	Wisconsin-Osh Kosh	Fayetteville
3/20	W, 13-2	Wisconsin-Osh Kosh	Fayetteville
3/21	W, 6-3	Louisiana Tech	Fayetteville
3/21	W, 4-1	Louisiana Tech	Fayetteville
3/23	W, 6-1	Houston*	Houston, Texas
3/24	W, 6-4	Houston*	Houston, Texas
3/24	L, 0-6	Houston*	Houston, Texas
3/27	W, 8-3	Evangel	Fayetteville
3/30	W, 6-5	Texas Tech*	Fayetteville
3/31	W, 7-6	Texas Tech*	Fayetteville
3/31	W, 12-4	Texas Tech*	Fayetteville
4/1	W, 4-2	Indiana State	Fayetteville
4/4	L, 1-5	School of Ozarks	Fayetteville
4/6	W, 10-3	TCU*	Fayetteville
4/7	W, 4-3	TCU*	Fayetteville
4/7	W, 7-3	TCU*	Fayetteville
4/8	W, 9-5	Centenary	Fayetteville
4/13	W, 13-3	Baylor*	Waco, Texas
4/14	L, 1-2	Baylor*	Waco, Texas
4/14	W, 3-2	Baylor*	Waco, Texas
4/16	W, 10-6	Dallas Baptist	Fayetteville
4/17	W, 12-5	Northeastern State	Fayetteville
4/18	W, 7-2	SMS	Fayetteville
4/20	W, 9-1	Rice*	Fayetteville
4/21	L, 1-2 (11)	Rice*	Fayetteville
4/21	W, 6-5	Rice*	Fayetteville
4/23	W, 10-3	Oral Roberts	Fayetteville
4/24	W, 7-5	Oklahoma St.	Stillwater, Okla.
4/27	W, 13-11	Texas*	Austin, Texas
4/28	L, 3-4	Texas*	Austin, Texas
4/28	W, 6-5	Texas*	Austin, Texas
5/5	L, 3-4	Texas A&M*	Fayetteville
5/5	W, 6-2	Texas A&M*	Fayetteville
5/6	W, 13-4	Texas A&M*	Fayetteville
5/12	W, 6-4	Wichita State	Wichita, Kan.
5/13	L, 0-3	Wichita State	Wichita, Kan.
5/17	W, 7-5	Rice!	Austin, Texas
5/18	L, 4-11	Texas!	Austin, Texas
5/19	L, 1-7	Houston!	Austin, Texas
5/25	L, 5-8	Fordham+	Wichita, Kan.
5/26	L, 6-7	Wichita State+	Wichita, Kan.

** - SWC Game*
! - SWC Tournament Game
+ - NCAA Midwest Regional

1991 (40-22; 10-11 T-4th SWC)
Norm DeBriyn

Date	Result	Opponent	Location
2/12	W, 6-2	Northeastern (Okla.) St	Fayetteville
2/15	W, 7-5	Missouri Southern	Fayetteville
2/16	L, 0-6	Kansas State	Fayetteville
2/16	W, 3-2	Kansas State	Fayetteville
2/17	W, 3-2 (10)	Kansas State	Fayetteville
2/19	W, 15-5	School of Ozarks	Fayetteville
2/21	W, 2-1	Oral Roberts	Fayetteville
2/22	W, 8-1	Kansas	Fayetteville
2/23	W, 6-5	Kansas	Fayetteville
2/24	W, 17-3	Kansas	Fayetteville
2/27	W, 12-2	Hawaii Pacific	Honolulu, Hawaii
2/28	W, 5-4	Hawaii Pacific	Honolulu, Hawaii
3/1	L, 3-9	Hawaii	Honolulu, Hawaii
3/2	W, 17-9	Hawaii	Honolulu, Hawaii
3/2	L, 1-2	Hawaii	Honolulu, Hawaii
3/6	W, 4-3	Nebraska	Fayetteville
3/6	L, 3-5	Nebraska	Fayetteville
3/8	L, 3-4	Rice*	Houston, Texas
3/9	W, 8-4	Rice*	Houston, Texas
3/9	L, 8-9	Rice*	Houston, Texas
3/11	W, 6-5	Eastern Michigan	Fayetteville
3/12	W, 12-4	Eastern Michigan	Fayetteville
3/13	W, 7-5	Northwest Missouri St	Fayetteville
3/14	W, 8-3	New Mexico St.	Shreveport, La
3/15	L, 2-3	New Orleans	Shreveport, La
3/16	L, 2-11	La-Lafayette	Shreveport, La
3/17	W, 7-3	Centenary	Shreveport, La
3/18	W, 3-0	Wisconsin-Osh Kosh	Fayetteville
3/19	L, 5-9	Oklahoma State	Stillwater, Okla
3/20	W, 11-2	Oklahoma	Norman, Okla
3/22	L, 3-9	Texas A&M*	College Station, Texas
3/23	L, 0-2	Texas A&M*	College Station, Texas
3/23	W, 7-4	Texas A&M*	College Station, Texas
3/27	W, 14-2	Lamar	Fayetteville
3/28	W, 6-5	Lamar	Fayetteville
3/29	L, 3-4	Houston*	Fayetteville
3/30	W, 6-2	Houston*	Fayetteville
3/30	L, 5-6	Houston*	Fayetteville
4/2	W, 10-0	Evangel	Fayetteville
4/5	L, 1-4	Texas Tech*	Lubbock, Texas
4/6	W, 18-10	Texas Tech*	Lubbock, Texas
4/6	W, 6-2	Texas Tech*	Lubbock, Texas
4/8	W, 6-2	Central Oklahoma	Fayetteville
4/9	W, 9-4	Oklahoma State	Fayetteville
4/12	L, 1-4	TCU*	Fort Worth, Texas
4/13	W, 12-2	TCU*	Fort Worth, Texas
4/14	W, 12-6	TCU*	Fort Worth, Texas
4/16	L, 3-11	Missouri	Columbia, Mo.
4/19	W, 13-5	Baylor*	Fayetteville
4/20	W, 7-6	Baylor*	Fayetteville
4/20	L, 6-7	Baylor*	Fayetteville
4/22	L, 4-7	Dallas Baptist	Fayetteville
4/24	W, 1-0	SMS	Fayetteville
4/26	L, 3-7	Indiana State	Terre Haute, Ind.
4/27	W, 6-5	Indiana State	Terre Haute, Ind.
4/27	W, 8-3	Indiana State	Terre Haute, Ind.
4/30	L, 4-6	SMS	Springfield, Mo.
5/3	L, 2-4	Texas*	Fayetteville
5/4	L, 2-3	Texas*	Fayetteville
5/4	W, 4-2	Texas*	Fayetteville
5/11	W, 10-1	Wichita State	Fayetteville
5/12	W, 6-5	Wichita State	Fayetteville

** - SWC Game*

1992 (31-26; 10-13 3rd SEC West)
Norm DeBriyn

Date	Result	Opponent	Location
2/14	W, 12-1	Missouri Southern	Fayetteville
2/15	L, 13-18	Kansas State	Fayetteville
2/15	W, 13-0	Kansas State	Fayetteville
2/16	W, 19-9	Kansas State	Fayetteville
2/21	W, 13-5	Kansas	Fayetteville
2/22	L, 4-7	Kansas	Fayetteville
2/23	L, 1-4	Kansas	Fayetteville
2/28	W, 9-1	Central Missouri St	Fayetteville
2/29	W, 6-5 (11)	Northwestern State	Fayetteville
3/1	W, 7-2	Northwestern State	Fayetteville
3/4	W, 15-8	SMS	Fayetteville
3/6	W, 14-3	Illinois State	Fayetteville
3/7	W, 6-5 (10)	Illinois State	Fayetteville
3/8	W, 15-4	Illinois State	Fayetteville
3/12	L, 1-6	Gonzaga	Seattle, Wash.
3/13	L, 4-8	Washington State	Seattle, Wash.
3/14	W, 1-0	Tennessee	Seattle, Wash.
3/15	W, 8-1	Pacific Lutheran	Seattle, Wash.
3/16	L, 7-11	Kansas State	Manhattan, Kan.
3/17	L, 5-6	Kansas	Lawrence, Kan.
3/18	L, 2-3	Wisconsin-Osh Kosh	Fayetteville
3/21	W, 1-0	Georgia*	Athens, Ga.
3/21	W, 5-3	Georgia*	Athens, Ga.
3/25	L, 3-5	Oral Roberts	Fayetteville
3/26	W, 13-3	School of Ozarks	Fayetteville
3/28	W, 8-3	South Carolina*	Fayetteville
3/28	W, 7-2	South Carolina*	Fayetteville
3/29	L, 11-20	South Carolina*	Fayetteville
3/30	W, 10-0	Evangel	Fayetteville
3/31	L, 4-7	Oklahoma State	Fayetteville
4/4	L, 6-14	Kentucky*	Lexington, Ky.
4/4	W, 10-9	Kentucky*	Lexington, Ky.
4/5	L, 7-10	Kentucky*	Lexington, Ky.
4/7	W, 5-4	Wichita State	Wichita, Kan.
4/8	L, 4-22	Wichita State	Wichita, Kan.
4/11	W, 9-7	Auburn*	Fayetteville
4/11	W, 4-1	Auburn*	Fayetteville
4/12	L, 4-14	Auburn*	Fayetteville
4/14	W, 6-5	Northeastern St.	Fayetteville
4/18	L, 2-12	LSU*	Baton Rouge, La.
4/18	L, 4-12	LSU*	Baton Rouge, La.
4/19	L, 4-8	LSU*	Baton Rouge, La.
4/21	W, 9-8 (10)	Centenary	Fayetteville
4/23	W, 13-3	Dallas Baptist	Fayetteville
4/25	L, 0-2	Mississippi State*	Starkville, Miss.
4/25	L, 2-3	Mississippi St.*	Starkville, Miss.
4/26	L, 6-7	Mississippi St.*	Starkville, Miss.
4/30	W, 12-10	SMS	Springfield, Mo.
5/2	L, 2-11	Alabama*	Fayetteville
5/2	L, 3-4	Alabama*	Fayetteville
5/3	W, 7-3	Alabama*	Fayetteville
5/9	L, 4-8	Ole Miss*	Fayetteville
5/9	W, 15-3	Ole Miss*	Fayetteville
5/10	W, 10-0	Ole Miss*	Fayetteville
5/13	W, 8-6	S. Carolina!	New Orleans, La.
5/14	L, 1-8	LSU!	New Orleans, La.
5/15	L, 5-9	S. Carolina!	New Orleans, La.

** - SEC Game*
! - SEC Tournament

1993 (33-26; 11-16 4th SEC West)
Norm DeBriyn

Date	Result	Opponent	Location
2/13	W, 17-1	Missouri Southern	Fayetteville
2/14	W, 10-5	Missouri Southern	Fayetteville
2/21	W, 10-1	Kansas State	Fayetteville
2/22	W, 21-5	Southwest Baptist	Fayetteville
2/27	L, 1-3	Kansas	Fayetteville
2/27	W, 6-4	Kansas	Fayetteville
2/28	W, 9-2	Kansas	Fayetteville
3/5	W, 11-4	Minnesota	Minneapolis, Minn.
3/6	L, 2-3	Ga Tech	Minneapolis, Minn.
3/7	L, 5-6	Cal St Fullerton	Minneapolis, Minn.
3/13	W, 8-3	Eastern Illinois	Fayetteville
3/14	W, 8-7	Eastern Illinois	Fayetteville
3/14	W, 7-1	Eastern Illinois	Fayetteville
3/15	L, 3-6	Memphis	Memphis, Tenn.
3/17	L, 7-8	Memphis	Memphis, Tenn.
3/20	W, 12-2	Northern Illinois	Fayetteville
3/21	W, 11-3	Northern Illinois	Fayetteville
3/21	W, 11-5	Northern Illinois	Fayetteville
3/23	W, 8-0	Oklahoma	Fayetteville
3/24	W, 8-4	SMS	Fayetteville
3/25	W, 5-2	Northeastern St.	Fayetteville
3/27	W, 7-2	Georgia*	Fayetteville
3/27	W, 11-1	Georgia*	Fayetteville
3/28	W, 5-4 (10)	Georgia*	Fayetteville
3/30	W, 4-3	Wichita State	Fayetteville
3/31	W, 13-5	Oral Roberts	Fayetteville
4/3	L, 11-18	South Carolina*	Columbia, S.C.
4/3	L, 1-8	South Carolina*	Columbia, S.C.
4/4	L, 3-5	South Carolina*	Columbia, S.C.
4/5	L, 1-9	Wichita State	Wichita, Kan.
4/9	W, 1-0	Kentucky*	Fayetteville
4/10	L, 3-9	Kentucky*	Fayetteville
4/10	W, 8-4	Kentucky*	Fayetteville
4/17	W, 8-7	Auburn*	Auburn, Ala.
4/17	L, 1-6	Auburn*	Auburn, Ala.
4/18	L, 3-8	Auburn*	Auburn, Ala.
4/19	W, 4-1	Oklahoma State	Fayetteville
4/20	W, 16-1	Oral Roberts	Tulsa, Okla.
4/21	L, 7-9	Northeastern (Okla.) St	Fayetteville
4/24	L, 0-3	LSU*	Fayetteville
4/24	L, 2-4	LSU*	Fayetteville



Phillip Stidham was a dominating player for the Razorbacks in the late '80s and early '90s. He was a freshman All-American in 1989 and three-time All-SWC selection.

4/25	L, 2-8	LSU*	Fayetteville
4/26	L, 1-4	Oklahoma State	Stillwater, Okla.
4/28	L, 10-11	SMS	Springfield, Mo.
5/1	L, 3-5	Mississippi State*	Fayetteville
5/1	L, 4-6	Mississippi State*	Fayetteville
5/2	W, 8-3	Mississippi State*	Fayetteville
5/8	L, 2-4	Alabama*	Tuscaloosa, Ala.
5/8	W, 8-1	Alabama*	Tuscaloosa, Ala.
5/9	L, 1-10	Alabama*	Tuscaloosa, Ala.
5/12	W, 5-1	Lamar	Fayetteville
5/13	W, 12-10	Lamar	Fayetteville
5/13	L, 7-14	Lamar	Fayetteville
5/15	W, 8-7	Ole Miss*	Oxford, Miss.
5/15	W, 5-1	Ole Miss*	Oxford, Miss.
5/16	L, 1-3	Ole Miss*	Oxford, Miss.
5/20	W, 5-2	Mississippi St.!	Baton Rouge, La.
5/21	L, 1-3	Auburn!	Baton Rouge, La.
5/22	L, 7-13	LSU!	Baton Rouge, La.

** - SEC Game*
! - SEC Tournament

1994 (30-27; 13-13 4th SEC West)
Norm DeBriyn

Date	Result	Opponent	Location
2/11	L, 3-7	TCU	Fort Worth, Texas
2/12	L, 4-21	TCU	Fort Worth, Texas
2/13	L, 4-6 (13)	TCU	Fort Worth, Texas
2/18	L, 3-5	Kansas	Fayetteville
2/19	L, 2-4	Kansas	Fayetteville
2/20	W, 5-3	Kansas	Fayetteville
2/22	W, 15-6	Southwest Baptist	Fayetteville
2/25	W, 22-4	Kansas State	Fayetteville
2/26	L, 10-11	Kansas State	Fayetteville
2/27	W, 4-1	Kansas State	Fayetteville
3/2	W, 10-3	Missouri Southern	Fayetteville
3/4	W, 13-6	Southeastern (Okla.) State	Fayetteville
3/5	W, 11-5	Centenary	Fayetteville
3/6	W, 13-1	Centenary	Fayetteville
3/11	W, 4-2	Southern Miss	Fayetteville
3/12	W, 16-9	Southern Miss	Fayetteville
3/13	L, 8-9 (10)	Southern Miss	Fayetteville
3/15	W, 10-5	Oklahoma State	Fayetteville
3/16	W, 7-1	Memphis	Fayetteville
3/17	W, 6-3	Memphis	Fayetteville
3/19	L, 3-9	UNLV	Las Vegas, Nev.
3/20	L, 4-7 (11)	UNLV	Las Vegas, Nev.
3/21	L, 7-8	UNLV	Las Vegas, Nev.
3/23	W, 13-9	Oklahoma State	Stillwater, Okla.
3/25	L, 4-8	Tennessee*	Fayetteville
3/26	L, 11-12 (10)	Tennessee*	Fayetteville
3/27	W, 17-11	Tennessee*	Fayetteville
3/30	L, 7-8	Oral Roberts	Tulsa, Okla.
3/31	W, 7-4	Oral Roberts	Fayetteville
4/1	W, 6-0	Vanderbilt*	Nashville, Tenn.
4/2	W, 12-7	Vanderbilt*	Nashville, Tenn.
4/3	W, 7-5	Vanderbilt*	Nashville, Tenn.
4/6	L, 2-11	Oklahoma	Norman, Okla.
4/8	L, 2-5	Florida*	Gainesville, Fla.
4/9	L, 7-8	Florida*	Gainesville, Fla.
4/10	L, 2-3 (11)	Florida*	Gainesville, Fla.
4/12	L, 1-3	Oral Roberts	Tulsa, Okla.
4/15	W, 7-6	Auburn*	Fayetteville
4/16	L, 3-6	Auburn*	Fayetteville
4/17	W, 10-0	Auburn*	Fayetteville
4/19	W, 16-7	SMS	Springfield, Mo.
4/20	L, 2-12	Oral Roberts	Fayetteville
4/23	L, 3-11	LSU*	Baton Rouge, La.
4/23	L, 4-16	LSU*	Baton Rouge, La.
4/24	W, 6-5	LSU*	Baton Rouge, La.
4/27	W, 4-0	Northeastern (Okla.) State	Fayetteville
4/29	L, 9-10	Mississippi St.*	Starkville, Miss.
4/30	W, 12-11	Mississippi St.*	Starkville, Miss.
5/1	W, 14-4	Mississippi St.*	Starkville, Miss.
5/6	W, 6-5	Alabama*	Fayetteville
5/7	W, 14-6	Alabama*	Fayetteville
5/8	W, 7-3	Alabama*	Fayetteville
5/13	L, 6-12	Ole Miss*	Fayetteville
5/14	L, 2-7	Ole Miss*	Fayetteville
5/15	W, 8-5	Ole Miss*	Fayetteville
5/19	L, 1-3	Auburn!	Oxford, Miss.
5/20	L, 4-6	LSU!	Oxford, Miss.

** - SEC Game*
! - SEC Western Division Tournament

1995 (38-23; 13-15 5th SEC West)
Norm DeBriyn

Date	Result	Opponent	Location
2/10	W, 5-4	Missouri Southern	Fayetteville
2/17	W, 12-10	Kansas	Fayetteville
2/18	W, 8-2	Kansas	Fayetteville
2/19	W, 8-6	Kansas	Fayetteville
2/21	W, 10-1	Southwest Baptist	Fayetteville
2/24	W, 8-5	Evansville	Fayetteville
2/25	W, 6-5	Evansville	Fayetteville
2/26	L, 2-3	Evansville	Fayetteville
3/4	W, 9-7	TCU	Fayetteville
3/5	W, 8-4	TCU	Fayetteville
3/5	W, 3-2	TCU	Fayetteville
3/8	W, 9-8	Central Missouri St	Fayetteville
3/10	W, 10-1	Southern Miss.	Hattiesburg, Miss.
3/11	L, 3-4 (12)	Southern Miss.	Hattiesburg, Miss.
3/12	W, 8-2	Southern Miss.	Hattiesburg, Miss.
3/15	W, 7-4	Wisconsin-Osh Kosh	Fayetteville
3/17	W, 5-4	Oregon State	San Jose, Calif.
3/17	W, 10-3	Santa Clara	San Jose, Calif.
3/18	W, 12-8	San Jose State	San Jose, Calif.
3/19	W, 7-4	San Jose State	San Jose, Calif.
3/20	L, 6-18	Oklahoma State	Stillwater, Okla.
3/21	W, 7-0	Oral Roberts	Tulsa, Okla.
3/22	L, 9-22	Oklahoma State	Fayetteville
3/24	L, 0-7	Tennessee*	Knoxville, Tenn.
3/25	L, 4-5 (12)	Tennessee*	Knoxville, Tenn.
3/26	L, 4-5	Tennessee*	Knoxville, Tenn.
3/29	W, 11-0	Northeastern (Okla.) St	Fayetteville
3/31	W, 10-7	Vanderbilt*	Fayetteville
4/1	W, 15-5	Vanderbilt*	Fayetteville
4/2	L, 6-7 (10)	Vanderbilt*	Fayetteville
4/4	W, 8-2 (11)	Oral Roberts	Tulsa, Okla.
4/5	L, 1-5	Wichita State	Wichita, Kan.
4/7	W, 5-4	Florida*	Fayetteville
4/8	W, 13-5	Florida*	Fayetteville
4/9	L, 2-5	Florida*	Fayetteville
4/12	W, 10-6	Southeast Mo. St.	Fayetteville
4/14	L, 1-7	Auburn*	Auburn, Ala.
4/15	L, 1-3	Auburn*	Auburn, Ala.
4/16	L, 7-11	Auburn*	Auburn, Ala.
4/21	L, 3-10	LSU*	Fayetteville
4/23	L, 7-13	LSU*	Fayetteville
4/23	W, 5-3	LSU*	Fayetteville
4/25	L, 0-5	Oral Roberts	Tulsa, Okla.
4/26	W, 9-1	Oral Roberts	Fayetteville
4/28	W, 16-1	Mississippi State*	Fayetteville
4/29	W, 10-9	Mississippi State*	Fayetteville
4/30	W, 12-7	Mississippi State*	Fayetteville
5/2	W, 5-2	Northwestern State	Fayetteville
5/5	W, 12-4	Alabama*	Tuscaloosa, Ala.
5/6	W, 9-3	Alabama*	Tuscaloosa, Ala.
5/7	L, 4-7	Alabama*	Tuscaloosa, Ala.
5/12	L, 1-3	Ole Miss*	Oxford, Miss.
5/13	L, 2-11	Ole Miss*	Oxford, Miss.
5/14	W, 5-4	Ole Miss*	Oxford, Miss.
5/15	W, 1-0	Memphis	Memphis, Tenn.
5/18	W, 5-2	Ole Miss!	Starkville, Miss.
5/19	W, 5-2	Alabama!	Starkville, Miss.
5/20	L, 7-8	Alabama!	Starkville, Miss.
5/21	L, 6-7	LSU!	Starkville, Miss.
5/27	L, 3-10	Stanford+	Wichita, Kan.
5/28	L, 10-14	Texas Tech+	Wichita, Kan.

** - SEC Game*
! - SEC Western Division Tournament
+ - NCAA Midwest I Regional

1996 (39-20; 15-15 4th SEC West)
Norm DeBriyn

Date	Result	Opponent	Location
2/7	W, 15-2	Missouri Southern	Fayetteville
2/10	W, 9-6	Texas-San Antonio	San Antonio, Texas
2/10	W, 10-7	Texas-San Antonio	San Antonio, Texas
2/11	W, 18-1	Texas-San Antonio	San Antonio, Texas
2/13	W, 11-9	Oklahoma City	Fayetteville
2/16	W, 13-6	N. Western St.	Natchitoches, La.
2/17	W, 14-5	N. Western St.	Natchitoches, La.
2/18	W, 10-5	N. Western St.	Natchitoches, La.
2/20	W, 19-7	Oral Roberts	Fayetteville
2/21	W, 6-0	SMS	Springfield, Mo.
2/23	W, 7-6 (10)	Kansas State	Fayetteville
2/24	W, 9-5	Kansas State	Fayetteville
2/25	W, 11-3	Kansas State	Fayetteville
2/27	W, 9-8	Oklahoma	Fayetteville
3/1	W, 14-0	Iowa State	Fayetteville
3/2	W, 21-5	Iowa State	Fayetteville
3/3	W, 12-2	Iowa State	Fayetteville
3/5	W, 10-5	Pittsburg State	Fayetteville
3/9	L, 3-9	Tennessee*	Fayetteville
3/9	L, 3-4	Tennessee*	Fayetteville
3/10	W, 15-3	Tennessee*	Fayetteville
3/13	W, 5-0	Wichita State	Fayetteville
3/15	L, 2-5	Vanderbilt*	Fayetteville
3/16	W, 6-3	Vanderbilt*	Fayetteville
3/17	W, 16-11	Vanderbilt*	Fayetteville
3/18	L, 3-8	Kansas	Lawrence, Kan.
3/23	W, 16-9	Kentucky*	Lexington, Ky.
3/23	L, 5-6	Kentucky*	Lexington, Ky.
3/24	W, 7-5	Kentucky*	Lexington, Ky.
3/26	W, 8-3	Southeast Mo. St.	Fayetteville
3/29	W, 8-1	South Carolina*	Fayetteville
3/30	W, 2-1	South Carolina*	Fayetteville
3/31	L, 2-13	South Carolina*	Fayetteville
4/2	W, 3-2	Oral Roberts	Tulsa, Okla.
4/5	L, 3-7	Georgia*	Athens, Ga.
4/6	W, 4-3	Georgia*	Athens, Ga.
4/7	L, 6-7	Georgia*	Athens, Ga.
4/10	L, 7-8 (10)	Oral Roberts	Tulsa, Okla.
4/13	W, 9-2	Auburn*	Fayetteville
4/13	W, 9-6	Auburn*	Fayetteville
4/14	L, 2-4	Auburn*	Fayetteville
4/16	W, 4-2	Missouri Southern	Fayetteville
4/19	W, 3-2	LSU*	Baton Rouge, La.
4/20	L, 4-11	LSU*	Baton Rouge, La.
4/21	L, 4-9	LSU*	Baton Rouge, La.
4/24	W, 18-5	Oral Roberts	Fayetteville
4/26	L, 6-8	Mississippi St.*	Starkville, Miss.
4/27	W, 6-2	Mississippi St.*	Starkville, Miss.
4/28	L, 6-10	Mississippi St.*	Starkville, Miss.
5/1	W, 7-3	Northeastern (Okla.) St	Fayetteville
5/3	W, 9-3	Alabama*	Fayetteville
5/4	L, 3-7	Alabama*	Fayetteville
5/5	L, 2-3	Alabama*	Fayetteville
5/10	W, 18-4	Ole Miss*	Oxford, Miss.
5/11	L, 2-3	Ole Miss*	Oxford, Miss.
5/12	W, 8-3	Ole Miss*	Oxford, Miss.
5/15	L, 5-7	Kentucky!	Birmingham, Ala.
5/23	L, 5-6	Oklahoma St.+	Lubbock, Texas
5/24	L, 5-15	Southern Cal+	Lubbock, Texas

** - SEC Game*
! - SEC Tournament
+ - NCAA Central II Regional

1997 (36-20; 15-14 5th SEC West)
Norm DeBriyn

Date	Result	Opponent	Location
2/9	W, 10-6	Louisiana-Monroe	Fayetteville
2/11	W, 24-1	Missouri Southern	Fayetteville
2/14	W, 26-6	Iowa	Arlington, Texas
2/15	L, 6-7	Kansas State	Arlington, Texas
2/16	W, 11-1	Texas-Arlington	Arlington, Texas
2/19	W, 14-6	Oklahoma City	Fayetteville
2/22	W, 8-4	Texas-San Antonio	Fayetteville
2/22	W, 13-5	Texas-San Antonio	Fayetteville
2/23	L, 2-7	Texas-San Antonio	Fayetteville
2/28	W, 6-4	Navy	Millington, Texas
2/28	L, 5-8	Notre Dame	Millington, Texas
3/4	W, 22-6	Central Mo. State	Fayetteville
3/7	L, 3-5	Tennessee*	Knoxville, Tenn.
3/8	L, 10-13	Tennessee*	Knoxville, Tenn.
3/9	L, 12-13	Tennessee*	Knoxville, Tenn.
3/10	W, 21-11	Iowa State	Fayetteville
3/14	W, 13-4	Vanderbilt*	Nashville, Tenn.
3/15	L, 10-13 (12)	Vanderbilt*	Nashville, Tenn.
3/16	W, 18-5	Vanderbilt*	Nashville, Tenn.
3/18	W, 8-5	Kansas	Fayetteville
3/19	L, 2-8	Kansas	Fayetteville
3/21	L, 5-11	Kentucky*	Fayetteville
3/22	W, 9-8(10)	Kentucky*	Fayetteville
3/23	W, 11-4	Kentucky*	Fayetteville
3/25	W, 5-4	Northwestern State	Fayetteville
3/26	W, 13-8	Northwestern State	Fayetteville
3/28	W, 11-8	South Carolina*	Columbia, S.C.
3/29	L, 9-14	South Carolina*	Columbia, S.C.
3/30	W, 30-7	South Carolina*	Columbia, S.C.
4/1	W, 4-3	Missouri	Fayetteville
4/2	W, 12-8	Missouri Southern	Fayetteville
4/5	W, 11-2	Georgia*	Fayetteville
4/5	W, 15-6	Georgia*	Fayetteville
4/6	W, 17-8	Georgia*	Fayetteville
4/9	W, 8-0	Louisiana Tech	Fayetteville
4/9	W, 3-2	Louisiana Tech	Fayetteville
4/11	W, 14-13 (10)	Ole Miss*	Fayetteville
4/12	W, 12-7	Ole Miss*	Fayetteville
4/13	W, 8-6	Ole Miss*	Fayetteville
4/15	W, 8-6	Missouri	Columbia, Mo.
4/16	W, 24-3	Northeastern St.	Fayetteville
4/18	L, 4-11	Auburn*	Auburn, Ala.
4/19	W, 9-5	Auburn*	Auburn, Ala.
4/20	L, 3-12	Auburn*	Auburn, Ala.
4/22	W, 11-6	Oral Roberts	Tulsa, Okla.
4/23	W, 15-5	Oral Roberts	Fayetteville
4/25	L, 10-11	Alabama*	Tuscaloosa, Ala.
4/26	L, 2-13	Alabama*	Tuscaloosa, Ala.
4/29	L, 7-9 (10)	Wichita State	Wichita, Kan.
5/2	L, 8-13	LSU*	Fayetteville
5/3	L, 5-11	LSU*	Fayetteville
5/4	W, 16-1	LSU*	Fayetteville
5/9	W, 8-5	Mississippi State*	Fayetteville
5/10	L, 5-13	Mississippi State*	Fayetteville
5/11	L, 10-17	Mississippi State*	Fayetteville
5/14	L, 3-7	Auburn!	Columbus, Ga.

** - SEC Game*
! - SEC Tournament

1998 (38-21; 13-14 5th SEC West)
Norm DeBriyn

Date	Result	Opponent	Location
2/11	W, 24-5	Missouri Southern	Fayetteville
2/14	W, 4-1	Texas-San Antonio	San Antonio, Texas
2/15	W, 10-5	Texas-San Antonio	San Antonio, Texas
2/18	W, 13-4	Pittsburg State	Fayetteville
2/20	W, 16-0	Eastern Illinois	Fayetteville
2/21	L, 4-5	Eastern Illinois	Fayetteville
2/22	W, 8-1	Eastern Illinois	Fayetteville
2/23	W, 20-2	Southwest Baptist	Fayetteville
2/24	L, 2-4	SMS	Fayetteville
2/27	W, 9-0	Tulane	New Orleans, La.
2/28	W, 6-5 (10)	LSU	New Orleans, La.
3/1	L, 6-13	New Orleans	New Orleans, La.
3/4	W, 9-6	Oklahoma City	Fayetteville
3/6	W, 11-1	South Carolina*	Fayetteville
3/8	W, 17-16	South Carolina*	Fayetteville
3/10	W, 9-1	Baylor	Fayetteville
3/13	W, 5-3	Vanderbilt*	Fayetteville
3/14	W, 10-4	Vanderbilt*	Fayetteville
3/15	L, 4-9	Vanderbilt*	Fayetteville
3/18	W, 12-7	Kansas	Lawrence, Kan.
3/20	L, 5-9	LSU*	Baton Rouge, La.
3/21	L, 3-6	LSU*	Baton Rouge, La.
3/22	L, 6-27	LSU*	Baton Rouge, La.
3/24	W, 4-2	Central Michigan	Fayetteville
3/25	W, 7-2	Central Michigan	Fayetteville
3/27	W, 12-10	Ole Miss*	Oxford, Miss.
3/28	W, 16-8	Ole Miss*	Oxford, Miss.
3/29	L, 10-13	Ole Miss*	Oxford, Miss.
3/31	W, 19-8	Louisiana Tech	Fayetteville
4/1	L, 3-7	Oklahoma State	Tulsa, Okla.
4/3	W, 11-8	Alabama*	Fayetteville
4/4	L, 1-9	Alabama*	Fayetteville
4/5	L, 3-5	Alabama*	Fayetteville
4/7	W, 5-3	Long Beach State	Fayetteville
4/8	W, 12-9	Long Beach State	Fayetteville
4/10	L, 2-11	Auburn*	Fayetteville
4/11	L, 5-6	Auburn*	Fayetteville
4/12	W, 4-2	Auburn*	Fayetteville
4/15	W, 19-7	Oral Roberts	Fayetteville
4/17	W, 11-8	Tennessee*	Knoxville, Tenn.
4/21	W, 11-2	Missouri Southern	Fayetteville
4/22	W, 8-5	Oral Roberts	Tulsa, Okla.
4/24	W, 17-1	Kentucky*	Lexington, Ky.
4/25	L, 5-15	Kentucky*	Lexington, Ky.
4/26	L, 3-4	Kentucky*	Lexington, Ky.
4/28	W, 16-5	Wichita State	Fayetteville
5/1	L, 6-7	Florida*	Fayetteville
5/2	L, 9-13	Florida*	Fayetteville
5/3	W, 4-3	Florida*	Fayetteville
5/8	W, 14-10 (10)	Mississippi St.*	Starkville, Miss.
5/9	L, 3-17	Mississippi St.*	Starkville, Miss.
5/10	W, 8-3	Mississippi St.*	Starkville, Miss.
5/13	W, 8-4	LSU!	Hoover, Ala.
5/14	W, 10-3	Mississippi State!	Hoover, Ala.
5/16	W, 7-3	Mississippi State!	Hoover, Ala.
5/17	L, 5-7	Auburn!	Hoover, Ala.
5/21	L, 4-8	Arizona State+	Wichita, Kan.
5/22	W, 3-2 (11)	Wichita State+	Wichita, Kan.
5/23	L, 0-2	Georgia Tech+	Wichita, Kan.

** - SEC Game*
! - SEC Tournament
+ - NCAA Midwest Regional



Norm DeBriyn accepting the 1999 SEC Championship trophy after his Razorbacks posted a 22-8 record in conference play for their first SEC crown.



Ryan Lundquist is Arkansas' single-season home run leader with 24 in 1997.

1999 (42-23; 22-8 SEC Champs)
Norm DeBriyn

Date	Result	Opponent	Location
2/6	W, 7-6	Missouri Southern	Fayetteville
2/12	L, 2-6	La-Lafeyette	Lafayette, La.
2/13	L, 6-8	Louisiana-Monroe	Lafayette, La.
2/14	L, 8-10	Dallas Baptist	Lafayette, La.
2/19	W, 12-2	Texas-San Antonio	Fayetteville
2/20	W, 10-4	Iowa State	Fayetteville
2/21	W, 5-3	Texas-San Antonio	Fayetteville
2/21	W, 18-7	Iowa State	Fayetteville
2/23	W, 10-8	Oklahoma City	Fayetteville
2/26	W, 8-3	Eastern Illinois	Fayetteville
2/27	W, 17-2	Eastern Illinois	Fayetteville
2/28	W, 10-3	Eastern Illinois	Fayetteville
3/2	L, 3-9	SMS	Springfield, Mo.
3/5	L, 4-5 (12)	Long Beach St.	Long Beach, Calif.
3/6	W, 11-4	Long Beach St.	Long Beach, Calif.
3/7	L, 0-8	Long Beach St.	Long Beach, Calif.
3/12	L, 4-11	Auburn*	Auburn, Ala.
3/13	W, 20-9	Auburn*	Auburn, Ala.
3/14	L, 12-13	Auburn*	Auburn, Ala.
3/16	W, 10-3	Louisiana Tech	Ruston, La.
3/17	W, 10-8	Louisiana-Monroe	Monroe, La.
3/19	W, 11-4	LSU*	Fayetteville
3/20	L, 4-10	LSU*	Fayetteville
3/21	W, 7-6	LSU*	Fayetteville
3/23	W, 7-6	Kansas	Fayetteville
3/24	L, 6-9	Kansas	Fayetteville
3/26	W, 10-6	Tennessee*	Fayetteville
3/27	W, 7-3	Tennessee*	Fayetteville
3/28	W, 13-12	Tennessee*	Fayetteville
3/31	W, 18-2	Centenary	Fayetteville
4/2	W, 8-1	Florida*	Gainesville, Fla.
4/3	W, 6-5	Florida*	Gainesville, Fla.
4/4	W, 10-5	Florida*	Gainesville, Fla.
4/6	L, 3-6	UCLA	Fayetteville
4/7	L, 4-5	UCLA	Fayetteville
4/9	W, 15-2	Kentucky*	Fayetteville
4/10	W, 10-1	Kentucky*	Fayetteville
4/11	W, 9-5	Kentucky*	Fayetteville
4/14	W, 15-6	Oral Roberts	Tulsa, Okla.
4/16	L, 5-6	Vanderbilt*	Nashville, Tenn.
4/17	W, 5-2	Vanderbilt*	Nashville, Tenn.
4/18	W, 10-7	Vanderbilt*	Nashville, Tenn.
4/21	L, 5-12	Oral Roberts	Fayetteville
4/23	L, 3-8	Alabama*	Tuscaloosa, Ala.
4/24	L, 8-15	Alabama*	Tuscaloosa, Ala.
4/25	L, 8-9	Alabama*	Tuscaloosa, Ala.
4/27	L, 4-5 (14)	Wichita State	Wichita, Kan.
4/30	W, 6-4	Mississippi State*	Fayetteville
5/1	W, 7-4	Mississippi State*	Fayetteville
5/2	W, 7-5	Mississippi State*	Fayetteville
5/7	W, 8-1	Ole Miss*	Fayetteville
5/8	W, 9-4	Ole Miss*	Fayetteville
5/9	W, 7-4	Ole Miss*	Fayetteville
5/14	W, 8-2	South Carolina*	Columbia, S.C.
5/15	L, 6-16	South Carolina*	Columbia, S.C.
5/16	W, 13-5	South Carolina*	Columbia, S.C.
5/19	W, 6-4	Kentucky!	Hoover, Ala.
5/20	L, 2-3 (11)	Auburn!	Hoover, Ala.
5/21	W, 9-8	LSU!	Hoover, Ala.
5/22	W, 9-5	Auburn!	Hoover, Ala.
5/22	W, 9-6	Auburn!	Hoover, Ala.
5/23	L, 3-9	Alabama!	Hoover, Ala.
5/28	W, 10-6	Delaware+	Fayetteville
5/29	L, 8-9 (10)	SMS+	Fayetteville
5/29	L, 4-12	Clemson+	Fayetteville

** - SEC Game*
! - SEC Tournament
+ - NCAA Fayetteville Regional



Dave Van Horn became Razorback Baseball's fourth head coach since 1950 when he was hired prior to the 2003 season. He has taken Arkansas to the College World Series in four of his 13 seasons.

2000 (24-30; 8-20 6th SEC West)
Norm DeBriyn

Date	Result	Opponent	Location
2/5	W, 18-5	Missouri Southern	Fayetteville
2/11	W, 4-3	Southeast Mo. St	Fayetteville
2/12	W, 3-1	Southeast Mo. St	Fayetteville
2/13	L, 7-8	Southeast Mo. St	Fayetteville
2/18	W, 1-0	Washington St.	Arlington, Texas
2/19	L, 5-8	Texas-Arlington	Arlington, Texas
2/20	L, 2-13	Nebraska	Arlington, Texas
2/22	W, 7-3	Oklahoma City	Fayetteville
2/25	L, 8-9	Long Beach State	Fayetteville
2/26	L, 3-16	Long Beach State	Fayetteville
2/27	L, 6-8	Long Beach State	Fayetteville
2/29	W, 7-6 (10)	Centenary	Fayetteville
3/1	W, 21-9	Centenary	Fayetteville
3/4	W, 15-5	Miami (Ohio)	Fayetteville
3/5	W, 5-1	Miami (Ohio)	Fayetteville
3/7	W, 7-4	Saint Louis	Fayetteville
3/8	W, 14-4	Saint Louis	Fayetteville
3/10	W, 10-5	Tennessee*	Knoxville, Tenn.
3/11	W, 14-5	Tennessee*	Knoxville, Tenn.
3/12	L, 0-14	Tennessee*	Knoxville, Tenn.
3/14	L, 4-10	Nebraska	Fayetteville
3/15	L, 3-10	Nebraska	Fayetteville
3/17	L, 6-11	Auburn*	Fayetteville
3/18	L, 7-10	Auburn*	Fayetteville
3/19	L, 11-21	Auburn*	Fayetteville
3/21	W, 10-8	Oklahoma State	Stillwater, Okla.
3/22	W, 10-3	Kansas	Lawrence, Kan.
3/24	L, 7-8 (11)	Florida*	Fayetteville
3/25	L, 7-8 (10)	Florida*	Fayetteville
3/26	L, 4-7	Florida*	Fayetteville
3/28	L, 1-2	Oklahoma State	Fayetteville
3/31	L, 2-3	Mississippi St.*	Starkville, Miss.
4/7	L, 3-12	LSU*	Baton Rouge, La.
4/8	L, 5-12	LSU*	Baton Rouge, La.
4/9	L, 11-17	LSU*	Baton Rouge, La.
4/11	W, 5-4	Oral Roberts	Tulsa, Okla.
4/14	L, 5-6	Alabama*	Fayetteville
4/15	L, 7-8	Alabama*	Fayetteville
4/16	L, 8-9	Alabama*	Fayetteville
4/18	L, 4-8	Oral Roberts	Fayetteville
4/21	L, 2-10	Georgia*	Athens, Ga.
4/22	L, 8-14	Georgia*	Athens, Ga.
4/23	L, 5-15	Georgia*	Athens, Ga.
4/25	W, 15-14	Wichita State	Wichita, Kan.
4/28	L, 6-7	Kentucky*	Fayetteville
4/29	W, 12-10	Kentucky*	Fayetteville
4/30	W, 8-5	Kentucky*	Fayetteville
5/2	W, 7-2	SMS	Fayetteville
5/5	L, 2-8	South Carolina*	Fayetteville
5/6	W, 11-10	South Carolina*	Fayetteville
5/7	W, 9-3	South Carolina*	Fayetteville
5/12	W, 6-1	Ole Miss*	Oxford, Miss.
5/13	L, 5-12	Ole Miss*	Oxford, Miss.
5/14	W, 8-1	Ole Miss*	Oxford, Miss.

** - SEC Game*

2001 (27-29; 11-19 6th SEC West)
Norm DeBriyn

Date	Result	Opponent	Location
2/4	W, 25-6	Missouri Southern	Fayetteville
2/9	L, 6-7	Texas-San Antonio	San Antonio, Texas
2/10	L, 2-4	Texas-San Antonio	San Antonio, Texas
2/11	W, 4-1	Texas-San Antonio	San Antonio, Texas
2/17	W, 12-4	Long Beach State	Fayetteville
2/18	W, 6-3	Long Beach State	Fayetteville
2/21	W, 14-4	Oklahoma City	Fayetteville
2/23	W, 6-2	Eastern Illinois	Fayetteville
2/25	W, 10-4	Eastern Illinois	Fayetteville
2/25	W, 17-4	Eastern Illinois	Fayetteville
2/27	L, 4-8	Northwestern State	Fayetteville
3/2	L, 0-6	Minnesota	Minneapolis, Minn.
3/3	W, 6-4	San Diego St.	Minneapolis, Minn.
3/4	L, 2-8	Miami (Fla.)	Minneapolis, Minn.
3/6	L, 1-4	Evansville	Fayetteville
3/7	W, 5-1	Evansville	Fayetteville
3/9	L, 5-16	South Carolina*	Columbia, S.C.
3/10	L, 4-7	South Carolina*	Columbia, S.C.
3/11	L, 3-9	South Carolina*	Columbia, S.C.
3/13	L, 0-5	Wichita State	Wichita, Kan.
3/16	W, 8-5	Georgia*	Fayetteville
3/17	W, 20-3	Georgia*	Fayetteville
3/18	L, 6-7	Georgia*	Fayetteville
3/20	W, 2-0	Kansas State	Shreveport, La.
3/20	L, 1-12	Louisiana Tech	Shreveport, La.
3/21	W, 5-0	Centenary	Shreveport, La.
3/23	L, 4-7	Florida*	Gainesville, Fla.
3/24	L, 4-8	Florida*	Gainesville, Fla.
3/25	L, 1-4	Florida*	Gainesville, Fla.
3/27	W, 6-5	Kansas	Fayetteville
3/30	W, 6-5	Mississippi State*	Fayetteville
3/31	L, 3-9	Mississippi State*	Fayetteville
4/1	L, 2-10	Mississippi State*	Fayetteville
4/3	L, 9-10	SMS	Springfield, Mo.
4/6	W, 3-2	Ole Miss*	Fayetteville
4/7	L, 6-11	Ole Miss*	Fayetteville
4/8	W, 10-3	Ole Miss*	Fayetteville
4/10	W, 5-4	Oklahoma	Norman, Okla.
4/13	L, 1-10	Auburn*	Auburn, Ala.
4/14	L, 4-11	Auburn*	Auburn, Ala.
4/15	L, 5-10	Auburn*	Auburn, Ala.
4/17	W, 4-2	Oral Roberts	Tulsa, Okla.
4/20	L, 7-8	Tennessee*	Knoxville, Tenn.
4/21	L, 3-6	Tennessee*	Knoxville, Tenn.
4/22	W, 14-1	Tennessee*	Knoxville, Tenn.
4/24	L, 5-6	Oklahoma State	Tulsa, Okla.
4/27	L, 4-5	Kentucky*	Lexington, Ky.
4/28	W, 16-11	Kentucky*	Lexington, Ky.
4/29	W, 9-5	Kentucky*	Lexington, Ky.
5/1	W, 10-0	Oral Roberts	Fayetteville
5/4	W, 8-1	LSU*	Fayetteville
5/5	W, 5-4	LSU*	Fayetteville
5/6	W, 4-3	LSU*	Fayetteville
5/11	L, 6-11	Alabama*	Tuscaloosa, Ala.
5/12	L, 9-10	Alabama*	Tuscaloosa, Ala.
5/13	L, 6-8	Alabama*	Tuscaloosa, Ala.

** - SEC Game*

2002 (35-28; 13-14 5th SEC West)
Norm DeBriyn

Date	Result	Opponent	Location
2/11	W, 13-1	Missouri Southern	Fayetteville
2/12	W, 5-4	Oklahoma City	Fayetteville
2/15	W, 18-1	Air Force	Arlington, Texas
2/16	L, 2-3	SMS	Arlington, Texas
2/17	W, 7-1	Texas-Arlington	Arlington, Texas
2/22	L, 1-7	Long Beach St.	Long Beach, Calif.
2/23	L, 0-4	Long Beach St.	Long Beach, Calif.
2/24	W, 5-3	Long Beach St.	Long Beach, Calif.
2/27	W, 7-1	Missouri Valley	Fayetteville
3/5	W, 10-1	SMS	Fayetteville
3/8	W, 5-2	McNeese State	Fayetteville
3/9	L, 9-14	McNeese State	Fayetteville
3/10	L, 1-4	McNeese State	Fayetteville
3/12	L, 1-7	Oklahoma	Norman, Okla.
3/15	L, 3-10	Georgia*	Athens, Ga.
3/16	L, 4-8	Georgia*	Athens, Ga.
3/17	W, 16-12 (10)	Georgia*	Athens, Ga.
3/19	W, 11-10	Missouri	Columbia, Mo.
3/20	W, 6-4	Saint Louis	St. Louis, Mo.
3/22	L, 5-9	Alabama*	Fayetteville
3/23	W, 10-0	Alabama*	Fayetteville
3/24	L, 1-4	Alabama*	Fayetteville
3/26	W, 16-4	Centenary	Fayetteville
3/27	W, 10-2	Centenary	Fayetteville
3/30	L, 3-4	Vanderbilt*	Nashville, Tenn.
4/3	W, 7-4	SMS	Springfield, Mo.
4/5	W, 7-4	South Carolina*	Fayetteville
4/6	W, 8-7 (15)	South Carolina*	Fayetteville
4/9	W, 9-6	Oklahoma	Fayetteville
4/12	L, 4-17	Mississippi St.*	Starkville, Miss.
4/13	W, 7-3	Mississippi St.*	Starkville, Miss.
4/14	L, 4-6	Mississippi St.*	Starkville, Miss.
4/16	W, 14-0	Oral Roberts	Tulsa, Okla
4/17	W, 5-1	Pittsburg State	Fayetteville
4/19	L, 9-14	Tennessee*	Fayetteville
4/20	W, 7-6 (12)	Tennessee*	Fayetteville
4/21	W, 9-2	Tennessee*	Fayetteville
4/23	L, 2-3	Wichita State	Fayetteville
4/26	L, 0-3	LSU*	Baton Rouge, La.
4/27	L, 0-8	LSU*	Baton Rouge, La.
4/28	L, 5-13	LSU*	Baton Rouge, La.
4/30	W, 6-3	Oral Roberts	Fayetteville
5/1	L, 7-10	SMS	Fayetteville
5/3	W, 5-1	Kentucky*	Fayetteville
5/4	L, 2-5	Kentucky*	Fayetteville
5/5	L, 0-1	Kentucky*	Fayetteville
5/10	W, 5-4	Ole Miss*	Oxford, Miss.
5/11	W, 11-5	Ole Miss*	Oxford, Miss.
5/12	W, 10-8	Ole Miss*	Oxford, Miss.
5/14	L, 1-5	Southeast Mo. St.	Fayetteville
5/15	L, 4-5	Southeast Mo. St.	Fayetteville
5/17	W, 18-5	Auburn*	Fayetteville
5/18	L, 3-7	Auburn*	Fayetteville
5/19	W, 4-1	Auburn*	Fayetteville
5/22	L, 1-10	South Carolina!	Hoover, Ala.
5/23	W, 7-3	Auburn!	Hoover, Ala.
5/24	L, 1-4	South Carolina!	Hoover, Ala.
5/31	W, 8-5	Oklahoma+	Wichita, Kan.
6/1	W, 7-6	Oral Roberts+	Wichita, Kan.
6/2	W, 11-6	Oral Roberts+	Wichita, Kan.
6/7	W, 9-6	Clemson$	Clemson, S.C.
6/8	L, 7-8	Clemson$	Clemson, S.C.
6/9	L, 4-7	Clemson$	Clemson, S.C.

** - SEC Game*
! - SEC Tournament
+ - NCAA Wichita Regional
$ - NCAA Clemson Super Regional

2003 (35-22; 14-16 6th SEC West)
Dave Van Horn

Date	Result	Opponent	Location
2/11	W, 9-5	Creighton	Fayetteville
2/14	W, 5-1	Eastern Illinois	Fayetteville
2/15	W, 17-3	Eastern Illinois	Fayetteville
2/21	W, 8-1	Navy	Memphis, Tenn.
2/23	W, 10-9	Memphis	Memphis, Tenn.
3/1	W, 8-7 (11)	Illinois-Chicago	Fayetteville
3/1	W, 6-4	Illinois-Chicago	Fayetteville
3/2	W, 13-2	Illinois-Chicago	Fayetteville
3/4	W, 6-2	Western Michigan	Fayetteville
3/5	W, 4-3	Western Michigan	Fayetteville
3/7	L, 8-9	Kansas State	Manhattan, Kan.
3/9	W, 12-4	Kansas State	Fayetteville
3/10	W, 4-3	Kansas State	Fayetteville
3/10	W, 18-5	Kansas State	Fayetteville
3/11	W, 2-1	Kansas	Fayetteville
3/14	L, 2-7	South Carolina*	Columbia, S.C.
3/16	W, 2-1	South Carolina*	Columbia, S.C.
3/16	W, 4-1	South Carolina*	Columbia, S.C.
3/19	W, 14-9	Centenary	Shreveport, La.
3/19	W, 19-7	Louisiana Tech	Shreveport, La.
3/21	L, 3-4 (10)	Mississippi State*	Fayetteville
3/22	L, 3-8	Mississippi State*	Fayetteville
3/23	L, 1-5	Mississippi State*	Fayetteville
3/25	W, 5-4	SMS	Fayetteville
3/28	W, 9-2	Kentucky*	Lexington, Ky.
3/29	W, 2-1	Kentucky*	Lexington, Ky.
3/30	W, 10-9	Kentucky*	Lexington, Ky.
4/1	W, 9-3	Oral Roberts	Fayetteville
4/4	W, 9-4	Georgia*	Fayetteville
4/5	W, 14-3	Georgia*	Fayetteville
4/6	L, 4-10	Georgia*	Fayetteville
4/11	L, 4-6	Vanderbilt*	Fayetteville
4/12	W, 17-7	Vanderbilt*	Fayetteville
4/13	W, 8-5	Vanderbilt*	Fayetteville
4/15	W, 8-2	Oral Roberts	Tulsa, Okla.
4/18	W, 9-7	Auburn*	Auburn, Ala.
4/19	W, 11-6	Auburn*	Auburn, Ala.
4/20	L, 2-5	Auburn*	Auburn, Ala.
4/22	L, 5-6 (10)	Wichita State	Wichita, Kan.
4/25	L, 2-10	Alabama*	Tuscaloosa, Ala.
4/26	L, 3-6	Alabama*	Tuscaloosa, Ala.
4/27	L, 2-14	Alabama*	Tuscaloosa, Ala.
4/29	W, 7-3	Missouri Southern	Fayetteville
5/2	L, 2-5	Ole Miss*	Fayetteville
5/3	W, 7-6	Ole Miss*	Fayetteville
5/4	W, 6-3	Ole Miss*	Fayetteville
5/9	L, 0-1 (12)	Tennessee*	Knoxville, Tenn.
5/10	L, 1-8	Tennessee*	Knoxville, Tenn.
5/11	L, 3-4 (11)	Tennessee*	Knoxville, Tenn.
5/16	L, 3-11	LSU*	Fayetteville
5/17	W, 6-5 (10)	LSU*	Fayetteville
5/18	L, 2-6	LSU*	Fayetteville
5/22	L, 4-5	LSU!	Hoover, Ala.
5/23	L, 7-8 (11)	Ole Miss!	Hoover, Ala.
5/30	L, 2-3	Lamar+	Austin, Texas
5/31	W, 10-7	Bucknell+	Austin, Texas
5/31	L, 6-7 (11)	Lamar+	Austin, Texas

** -SEC Game*
! -SEC Tournament
+ - NCAA Austin Regional



Cliff Lee was a fourth-round draft pick in 2000 by the Montreal Expos. He won the 2008 American League Cy Young Award with the Cleveland Indians and is a four-time All-Star for the Indians and the Philadelphia Phillies.

2004 (45-24; 19-11 SEC Champs)
Dave Van Horn

Date	Result	Opponent	Location
2/13	W, 2-0	Louisiana Tech	Fayetteville
2/14	W, 22-2	Louisiana Tech	Fayetteville
2/15	W, 13-2	Louisiana Tech	Fayetteville
2/20	W, 14-7	St. John's	Fayetteville
2/21	W, 6-5	St. John's	Fayetteville
2/22	W, 14-3	St. John's	Fayetteville
2/24	W, 7-1	McNeese State	Fayetteville
2/25	W, 7-2	McNeese State	Fayetteville
2/27	L, 1-3	New Mexico	College Station, Texas
2/27	L, 5-7	Texas A&M	College Station, Texas
2/28	W, 13-3	New Mexico	College Station, Texas
2/28	W, 6-4	Texas A&M	College Station, Texas
2/29	L, 7-9	Texas A&M	College Station, Texas
2/29	W, 5-2	New Mexico	College Station, Texas
3/6	L, 1-4	Texas-Pan Am	Edinburg, Texas
3/7	L, 4-11	Texas-Pan Am	Edinburg, Texas
3/12	W, 4-3	Illinois-Chicago	Fayetteville
3/14	L, 1-9	Illinois-Chicago	Fayetteville
3/16	W, 10-9	Centenary	Fayetteville
3/17	W, 15-3	Centenary	Fayetteville
3/19	L, 1-11	Florida*	Gainesville, Fla.
3/20	W, 8-2	Florida*	Gainesville, Fla.
3/21	L, 6-7 (10)	Florida*	Gainesville, Fla.
3/26	W, 5-3	South Carolina*	Fayetteville
3/27	W, 5-4	South Carolina*	Fayetteville
3/28	L, 2-10	South Carolina*	Fayetteville
3/30	W, 10-4	Wichita State	Fayetteville
4/2	L, 3-6	Alabama*	Fayetteville
4/3	W, 7-2	Alabama*	Fayetteville
4/4	W, 11-6	Alabama*	Fayetteville
4/6	L, 5-6 (16)	SMS	Fayetteville
4/9	W, 11-8	LSU*	Baton Rouge, La.
4/10	W, 11-10	LSU*	Baton Rouge, La.
4/11	W, 7-5	LSU*	Baton Rouge, La.
4/13	L, 4-6	Oral Roberts	Fayetteville
4/16	W, 6-3	Vanderbilt*	Nashville, Tenn.
4/17	W, 9-4	Vanderbilt*	Nashville, Tenn.
4/18	L, 8-14	Vanderbilt*	Nashville, Tenn.
4/20	W, 5-2	Oklahoma State	Fayetteville
4/23	W, 9-4	Kentucky*	Fayetteville
4/24	W, 5-4	Kentucky*	Fayetteville
4/25	W, 11-10	Kentucky*	Fayetteville
4/27	W, 8-4	Oral Roberts	Tulsa, Okla.
4/30	L, 3-9	Tennessee*	Fayetteville
5/1	W, 4-1	Tennessee*	Fayetteville
5/2	W, 5-3	Tennessee*	Fayetteville
5/7	L, 0-1	Ole Miss*	Oxford, Miss.
5/8	W, 3-1	Ole Miss*	Oxford, Miss.
5/9	L, 3-5	Ole Miss*	Oxford, Miss.
5/11	W, 13-2	Texas-Pan American	Fayetteville
5/15	L, 2-3	Mississippi State*	Starkville, Miss.
5/16	L, 4-5	Mississippi State*	Starkville, Miss.
5/16	W, 4-2	Mississippi State*	Starkville, Miss.
5/21	W, 9-7	Auburn*	Fayetteville
5/22	L, 4-7	Auburn*	Fayetteville
5/23	W, 15-3	Auburn*	Fayetteville
5/26	L, 6-8	Tennessee!	Hoover, Ala.
5/27	W, 4-3	Ole Miss!	Hoover, Ala.
5/28	W, 4-1	Tennessee!	Hoover, Ala.
5/29	L, 2-3	South Carolina!	Hoover, Ala.
6/4	W, 4-1	Le Moyne+	Fayetteville
6/5	L, 1-4	Wichita State+	Fayetteville
6/5	W, 10-7	Missouri+	Fayetteville
6/6	W, 11-9	Wichita State+	Fayetteville
6/6	W, 4-3	Wichita State+	Fayetteville
6/11	W, 7-5	Florida State$	Fayetteville
6/12	W, 4-2	Florida State$	Fayetteville
6/18	L, 2-13	Texas#	Omaha, Neb.
6/19	L, 2-7	Arizona#	Omaha, Neb.

** - SEC Game*
! - SEC Tournament
+ - NCAA Fayetteville Regional
$ - NCAA Fayetteville Super Regional
 # - College World Series

2005 (39-22; 13-17 T-5th SEC West)
Dave Van Horn

Date	Result	Opponent	Location
2/11	W, 13-3	Dallas Baptist	Dallas, Texas
2/12	W, 8-1	Dallas Baptist	Arlington, Texas
2/13	W, 2-1	Texas-Arlington	Arlington, Texas
2/13	W, 4-1 (12)	Texas-Arlington	Arlington, Texas
2/18	W, 5-2	Louisiana Tech	Ruston, La.
2/19	L, 8-10	Louisiana Tech	Ruston, La.
2/20	W, 9-4	Louisiana Tech	Ruston, La.
2/25	W, 5-4	Minnesota	Fayetteville
2/26	W, 12-3	Minnesota	Fayetteville
2/27	W, 4-3	Minnesota	Fayetteville
3/3	W, 7-4	Illinois-Chicago	Fayetteville
3/5	W, 15-4	Illinois-Chicago	Fayetteville
3/6	W, 9-2	Illinois-Chicago	Fayetteville
3/8	W, 11-7	Oklahoma State	Stillwater, Okla.
3/11	W, 17-2	Eastern Illinois	Fayetteville
3/12	W, 12-1	Eastern Illinois	Fayetteville
3/13	W, 6-0	Eastern Illinois	Fayetteville
3/18	W, 9-1	South Carolina*	Columbia, S.C.
3/19	L, 3-12	South Carolina*	Columbia, S.C.
3/20	W, 5-3	South Carolina*	Columbia, S.C.
3/22	W, 10-1	Centenary	Shreveport, La.
3/23	W, 14-1	Centenary	Shreveport, La.
3/25	L, 3-5	Mississippi State*	Fayetteville
3/26	L, 4-13	Mississippi State*	Fayetteville
3/27	W, 10-5	Mississippi State*	Fayetteville
4/1	L, 1-5	Auburn*	Auburn, Ala.
4/2	L, 7-8	Auburn*	Auburn, Ala.
4/3	W, 8-6	Auburn*	Auburn, Ala.
4/5	W, 9-3	Northern Colorado	Fayetteville
4/6	W, 7-4	Northern Colorado	Fayetteville
4/8	W, 6-5	Vanderbilt*	Fayetteville
4/9	W, 5-4 (10)	Vanderbilt*	Fayetteville
4/10	W, 3-0	Vanderbilt*	Fayetteville
4/12	W, 15-8	Oral Roberts	Tulsa, Okla.
4/13	W, 14-5	SMS	Fayetteville
4/15	W, 4-1	Tennessee*	Knoxville, Tenn.
4/16	L, 2-8	Tennessee*	Knoxville, Tenn.
4/17	L, 3-4	Tennessee*	Knoxville, Tenn.
4/19	W, 9-4	SMS	Springfield, Mo.
4/22	L, 7-10	LSU*	Fayetteville
4/23	L, 0-7	LSU*	Fayetteville
4/24	L, 0-6	LSU*	Fayetteville
4/26	W, 5-2	Oral Roberts	Fayetteville
4/30	W, 8-5	Kentucky*	Lexington, Ky.
4/30	L, 8-11	Kentucky*	Lexington, Ky.
5/1	L, 1-7	Kentucky*	Lexington, Ky.
5/6	W, 4-1	Florida*	Fayetteville
5/7	W, 3-2 (10)	Florida*	Fayetteville
5/8	L, 10-11	Florida*	Fayetteville
5/13	W, 5-4	Alabama*	Tuscaloosa, Ala.
5/14	L, 2-5	Alabama*	Tuscaloosa, Ala.
5/15	W, 3-2	Alabama*	Tuscaloosa, Ala.
5/20	L, 3-5	Ole Miss*	Fayetteville
5/21	L, 2-10	Ole Miss*	Fayetteville
5/22	L, 1-9	Ole Miss*	Fayetteville
5/25	L, 8-9	Florida!	Hoover, Ala.
5/26	L, 4-5	Alabama!	Hoover, Ala.
6/3	W, 9-5	Miami (Ohio)+	Austin, Texas
6/4	W, 9-2	Texas+	Austin, Texas
6/5	L, 8-19	Texas+	Austin, Texas
6/6	L, 2-5	Texas+	Austin, Texas

** - SEC Game*
! - SEC Tournament
+ - NCAA Austin Regional



Jess Todd was an integral part of Arkansas' stellar pitching staff in 2007. He was one of three pitchers to be drafted in the first two rounds of the MLB Draft.

2006 (39-21; 18-12 2nd SEC West)
Dave Van Horn

Date	Result	Opponent	Location
2/10	W, 4-1	George Mason^	Mobile, Ala.
2/11	W, 3-0	Oklahoma State^	Mobile, Ala.
2/12	W, 8-7	South Alabama^	Mobile, Ala.
2/17	W, 5-2	TCU%	Edinburg, Texas
2/18	W, 15-7	SF Austin%	Edinburg, Texas
2/19	W, 13-2	Texas-Pan Am%	Edinburg, Texas
2/24	W, 10-9	Louisiana Tech	Fayetteville
2/24	W, 13-2	Louisiana Tech	Fayetteville
2/25	W, 10-2	Louisiana Tech	Fayetteville
2/28	L, 2-5	Washington$	Honolulu, Hawaii
3/1	W, 12-4	Texas-Arlington$	Honolulu
3/2	W, 5-1	Hawaii$	Honolulu
3/3	W, 5-3	Texas-Arlington$	Honolulu
3/4	W, 7-1	Texas-Arlington$	Honolulu
3/10	W, 6-5	Cal State Northridge	Fayetteville
3/11	W, 8-1	Cal State Northridge	Fayetteville
3/12	W, 8-6	Cal State Northridge	Fayetteville
3/17	L, 3-6	Florida*	Gainesville, Fla.
3/18	W, 4-2	Florida*	Gainesville, Fla.
3/19	L, 7-8	Florida*	Gainesville, Fla.
3/21	W, 10-2	Centenary	Fayetteville
3/22	W, 8-5	Centenary	Fayetteville
3/24	L, 0-2	Georgia*	Fayetteville
3/25	L, 7-8	Georgia*	Fayetteville
3/26	W, 5-4 (10)	Georgia*	Fayetteville
3/28	W, 4-3 (11)	Wichita State	Wichita, Kan.
3/31	W, 6-1	Tennessee*	Fayetteville
4/1	L, 6-11	Tennessee*	Fayetteville
4/2	W, 13-11	Tennessee*	Fayetteville
4/4	L, 5-10	Missouri State	Fayetteville
4/7	L, 1-7	Vanderbilt*	Nashville, Tenn.
4/8	W, 5-3	Vanderbilt*	Nashville, Tenn.
4/9	W, 4-3	Vanderbilt*	Nashville, Tenn.
4/11	L, 2-4	Missouri State	Springfield, Mo.
4/14	W, 10-9	Kentucky*	Fayetteville
4/15	W, 10-6	Kentucky*	Fayetteville
4/16	L, 5-7	Kentucky*	Fayetteville
4/18	W, 2-1	Northern Colorado	Fayetteville
4/19	L, 2-4	Northern Colorado	Fayetteville
4/22	W, 6-2	Mississippi State*	Starkville, Miss.
4/22	L, 8-9	Mississippi State*	Starkville, Miss.
4/23	W, 6-4	Mississippi State*	Starkville, Miss.
4/28	L, 6-7	LSU*	Baton Rouge, La.
4/29	W, 4-2	LSU*	Baton Rouge, La.
4/30	L, 5-7	LSU*	Baton Rouge, La.
5/2	L, 4-5	Oral Roberts	Tulsa, Okla.
5/5	W, 4-3 (11)	Alabama*	Fayetteville
5/6	W, 13-6	Alabama*	Fayetteville
5/7	W, 5-3	Alabama*	Fayetteville
5/12	W, 12-3	Ole Miss*	Oxford, Miss.
5/13	L, 3-7	Ole Miss*	Oxford, Miss.
5/14	L, 4-5	Ole Miss*	Oxford, Miss.
5/18	W, 6-3	Auburn*	Fayetteville
5/19	W, 10-5	Auburn*	Fayetteville
5/20	W, 11-2	Auburn*	Fayetteville
5/24	L, 4-9	Ole Miss!	Hoover, Ala.
5/25	L, 3-4	Alabama!	Hoover, Ala.
6/2	L, 3-4 (11)	Oral Roberts+	Fayetteville
6/3	W, 6-2	Princeton+	Fayetteville
6/4	L, 5-6	Oklahoma State+	Fayetteville

^ - Jaguar Invitational
% - Al Ogletree Classic
$ - Rainbow Baseball Tournament
** - SEC Game*
! - SEC Tournament
+ - NCAA Fayetteville Regional

2007 (43-21; 18-12 1st SEC West)
Dave Van Horn

Date	Result	Opponent	Location
2/2	W, 4-2	Louisiana Tech	Ruston, La.
2/3	L, 2-9	Louisiana Tech	Ruston, La.
2/4	W, 6-2	Louisiana Tech	Ruston, La.
2/9	W, 13-1	Troy	Troy, Ala.
2/10	L, 8-13	Troy	Troy, Ala.
2/11	W, 16-2	Troy	Troy, Ala.
2/18	W, 8-3	Wisc.-Milwaukee	Fayetteville
2/18	W, 28-2	Wisc.-Milwaukee	Fayetteville
2/19	W, 8-1	Wisc.-Milwaukee	Fayetteville
2/23	W, 12-1	Illinois State	Fayetteville
2/24	L, 10-12	Illinois State	Fayetteville
2/25	W, 9-8 (10)	Illinois State	Fayetteville
3/2	L, 4-5	Ole Miss^	Minneapolis, Minn.
3/4	W, 5-1	Minnesota^	Minneapolis, Minn.
3/4	L, 5-10	Minnesota^	Minneapolis, Minn.
3/9	W, 8-7	Kansas	Fayetteville
3/10	W, 4-0	Kansas	Fayetteville
3/11	W, 5-2	Kansas	Fayetteville
3/13	W, 10-2	Oral Roberts	Fayetteville
3/16	W, 10-2	Kentucky*	Lexington, Ky.
3/17	L, 5-7	Kentucky*	Lexington, Ky.
3/18	W, 14-5	Kentucky*	Lexington, Ky.
3/21	W, 16-14	Centenary	Shreveport, La.
3/23	W, 8-7 (10)	Vanderbilt	Fayetteville
3/24	L, 3-6	Vanderbilt	Fayetteville
3/25	W, 8-3	Vanderbilt	Fayetteville
3/27	L, 3-5	Oral Roberts	Tulsa, Okla.
3/30	W, 6-2	Tennessee*	Knoxville, Tenn.
3/31	W, 4-3	Tennessee*	Knoxville, Tenn.
4/1	W, 11-7	Tennessee*	Knoxville, Tenn.
4/3	W, 14-6	Northern Colorado	Fayetteville
4/4	W, 9-7	Northern Colorado	Fayetteville
4/6	L, 9-11	Mississippi State*	Fayetteville
4/7	L, 1-2	Mississippi State*	Fayetteville
4/8	W, 9-3	Mississippi State*	Fayetteville
4/11	W, 2-0	Missouri State	Fayetteville
4/14	W, 14-3	Florida*	Fayetteville
4/14	W, 7-1	Florida*	Fayetteville
4/15	W, 10-7	Florida*	Fayetteville
4/18	W, 16-2	Missouri State	Springfield, Mo.
4/20	L, 1-6	Georgia*	Athens, Ga.
4/21	W, 7-6 (10)	Georgia*	Athens, Ga.
4/22	W, 9-3	Georgia*	Athens, Ga.
4/25	W, 10-2	Wichita State	Fayetteville
4/27	W, 12-1	Auburn*	Auburn, Ala.
4/28	L, 9-11	Auburn*	Auburn, Ala.
4/29	W, 8-1	Auburn*	Auburn, Ala.
5/4	L, 5-6	LSU*	Fayetteville
5/5	W, 5-0	LSU*	Fayetteville
5/6	L, 3-5	LSU*	Fayetteville
5/11	L, 0-10	Alabama*	Tuscaloosa, Ala.
5/12	W, 12-5	Alabama*	Tuscaloosa, Ala.
5/13	L, 5-9	Alabama*	Tuscaloosa, Ala.
5/17	L, 4-5	Ole Miss*	Fayetteville
5/18	W, 4-3 (10)	Ole Miss*	Fayetteville
5/19	L, 0-5	Ole Miss*	Fayetteville
5/23	W, 6-0	Alabama!	Hoover, Ala.
5/24	W, 6-0	South Carolina!	Hoover, Ala.
5/26	W, 3-2	South Carolina!	Hoover, Ala.
5/27	L, 4-7	Vanderbilt!	Hoover, Ala.
6/1	W, 9-0	Albany+	Fayetteville
6/2	L, 3-14	Oklahoma State+	Fayetteville
6/3	W, 6-0	Creighton+	Fayetteville
6/3	L, 6-7	Oklahoma State+	Fayetteville

^ - Dairy Queen Classic
** - SEC Game*
! - SEC Tournament
+ - NCAA Fayetteville Regional



Scott Hode hit .293 with seven home runs and a team-leading 53 RBI to lead Arkansas to the College World Series in 2004.

ALL-TIME RESULTS

2008 (34-24; 14-15 4th SEC West)
Dave Van Horn

Date	Result	Opponent	Location
2/22	W, 9-4	Wright State	Fayetteville
2/23	W, 5-4	Wright State	Fayetteville
2/24	W, 7-3	Wright State	Fayetteville
2/27	W, 2-1	Kansas	Fayetteville
2/29	W, 9-8	La Tech^	College Station, Texas
3/1	L, 7-15	Texas A&M^	College Station, Texas
3/2	W, 8-6	Ohio State^	College Station, Texas
3/5	W, 13-1	South Dakota State	Fayetteville
3/5	W, 20-4	South Dakota State	Fayetteville
3/7	W, 14-5	Siena	Fayetteville
3/8	W, 17-2	Siena	Fayetteville
3/9	W, 10-4	Siena	Fayetteville
3/11	L, 5-6	Arizona State	Tempe, Ariz.
3/12	L, 4-7	Arizona State	Tempe, Ariz.
3/14	W, 5-1	Georgia*	Fayetteville
3/15	L, 11-15	Georgia*	Fayetteville
3/16	L, 2-13	Georgia*	Fayetteville
3/18	L, 1-6	Nebraska	Lincoln, Neb.
3/19	W, 9-4	Nebraska	Lincoln, Neb.
3/21	L, 7-8 (11)	LSU*	Baton Rouge, La.
3/22	W, 14-13 (10)	LSU*	Baton Rouge, La.
3/23	L, 2-4	LSU*	Baton Rouge, La.
3/25	W, 9-0	Centenary	Fayetteville
3/26	L, 1-5	Centenary	Fayetteville
3/29	L, 5-6 (12)	Vanderbilt*	Nashville, Tenn.
3/30	L, 2-6	Vanderbilt*	Nashville, Tenn.
4/1	W, 7-6 (10)	Missouri State	Springfield, Mo.
4/4	L, 2-5	Auburn*	Fayetteville
4/5	W, 5-4	Auburn*	Fayetteville
4/6	L, 10-12 (10)	Auburn*	Fayetteville
4/8	L, 4-9	Oral Roberts	Fayetteville
4/11	W, 2-1	Florida*	Gainesville, Fla.
4/12	L, 1-6	Florida*	Gainesville, Fla.
4/13	W, 10-4	Florida*	Gainesville, Fla.
4/15	L, 2-12	Oral Roberts	Tulsa, Okla.
4/16	W, 9-1	Alcorn State	Fayetteville
4/18	W, 5-4	Tennessee*	Fayetteville
4/19	W, 5-4 (10)	Tennessee*	Fayetteville
4/20	L, 6-7 (10)	Tennessee*	Fayetteville
4/22	W, 9-2	Northern Colorado	Fayetteville
4/23	W, 9-1	Northern Colorado	Fayetteville
4/25	L, 4-12	Ole Miss*	Oxford, Miss.
4/26	W, 13-11 (10)	Ole Miss*	Oxford, Miss.
4/27	W, 12-4	Ole Miss*	Oxford, Miss.
4/30	W, 14-6	Missouri State	Fayetteville
5/2	L, 7-11	Alabama*	Fayetteville
5/3	L, 6-11	Alabama*	Fayetteville
5/4	W, 5-4	Alabama*	Fayetteville
5/9	W, 12-11	South Carolina*	Fayetteville
5/10	W, 6-3	South Carolina*	Fayetteville
5/11	W, 4-2	South Carolina*	Fayetteville
5/12	W, 12-3	Mississippi Valley St	Fayetteville
5/15	L, 5-6	Mississippi State*	Starkville, Miss.
5/16	L, 5-6	Mississippi State*	Starkville, Miss.
5/17	W, 15-10	Mississippi State*	Starkville, Miss.
5/19	W, 12-6	Western Illinois	Fayetteville
5/30	L, 3-4	Pepperdine+	Palo Alto, Calif.
5/31	L, 1-5	Stanford+	Palo Alto, Calif.

^ - Dominos Pizza Classic
** - SEC Game*
+ - NCAA Stanford Regional

2009 (41-24; 14-15 4th SEC West)
Dave Van Horn

Date	Result	Opponent	Location
2/20	W, 4-2	Washington State	Fayetteville
2/20	W, 7-5 (10)	Washington State	Fayetteville
2/22	W, 4-3	Washington State	Fayetteville
2/24	L, 3-9	Kansas	Fayetteville
2/25	W, 9-8 (10)	Kansas	Fayetteville
2/27	W, 8-7 (10)	Western Illinois	Fayetteville
3/3	W, 7-3	Valparaiso	Fayetteville
3/6	W, 5-4 (10)	California	Fayetteville
3/7	L, 6-12	California	Fayetteville
3/8	W, 13-3	California	Fayetteville
3/10	L, 3-8	Centenary	Shreveport, La.
3/13	W, 11-4	Florida*	Fayetteville
3/14	W, 8-4	Florida*	Fayetteville
3/15	W, 4-2	Florida*	Fayetteville
3/17	W, 7-3	Nebraska	Fayetteville
3/18	L, 4-7	Nebraska	Fayetteville
3/20	W, 3-2	Auburn*	Auburn, Ala.
3/21	W, 10-6	Auburn*	Auburn, Ala.
3/22	W, 12-6	Auburn*	Auburn, Ala.
3/25	W, 10-0	Missouri State	Fayetteville
3/27	W, 20-9	Mississippi State*	Fayetteville
3/29	W, 5-1	Mississippi State*	Fayetteville
3/29	L, 4-12	Mississippi State*	Fayetteville
3/31	W, 2-0	Missouri State	Springfield, Mo.
4/3	W, 6-4	South Carolina*	Columbia, S.C.
4/4	L, 1-9	South Carolina*	Columbia, S.C.
4/5	W, 7-4	South Carolina*	Columbia, S.C.
4/7	W, 7-3	Arizona State	Fayetteville
4/8	W, 8-7	Arizona State	Fayetteville
4/10	L, 0-9	Vanderbilt*	Fayetteville
4/11	L, 6-13	Vanderbilt*	Fayetteville
4/14	L, 2-3	ULM	Fayetteville
4/15	W, 10-9 (10)	ULM	Fayetteville
4/17	L, 3-4	Georgia*	Athens, Ga.
4/18	L, 3-4	Georgia*	Athens, Ga.
4/19	W, 2-0	Georgia*	Athens, Ga.
4/21	W, 9-6	Oral Roberts	Tulsa, Okla.
4/24	W, 9-3	Tennessee*	Knoxville, Tenn.
4/25	L, 4-5	Tennessee*	Knoxville, Tenn.
4/26	W, 15-8	Tennessee*	Knoxville, Tenn.
4/28	W, 8-7 (10)	Oklahoma	Fayetteville
5/2	W, 11-4	LSU*	Fayetteville
5/2	L, 0-5	LSU*	Fayetteville
5/3	L, 3-4	LSU*	Fayetteville
5/8	L, 1-2	Alabama*	Tuscaloosa, Ala.
5/9	L, 6-8	Alabama*	Tuscaloosa, Ala.
5/10	L, 5-6	Alabama*	Tuscaloosa, Ala.
5/12	W, 3-2	Oral Roberts	Fayetteville
5/14	L, 5-7	Ole Miss*	Fayetteville
5/15	L, 3-9	Ole Miss*	Fayetteville
5/16	L, 3-16	Ole Miss*	Fayetteville
5/20	W, 8-5	Florida!	Hoover, Ala.
5/21	L, 1-2 (10)	Georgia!	Hoover, Ala.
5/22	W, 10-7	Florida!	Hoover, Ala.
5/23	L, 1-11 (7)	Vanderbilt!	Hoover, Ala.
5/29	W, 10-3	Washington St.+	Norman, Okla.
5/30	W, 17-6	Oklahoma+	Norman, Okla.
5/31	W, 11-0	Oklahoma+	Norman, Okla.
6/5	W, 7-2	Florida State$	Tallahassee, Fla.
6/6	W, 9-8	Florida State$	Tallahassee, Fla.
6/13	W, 10-6	Cal St. Fullerton#	Omaha, Neb.
6/15	L, 1-9	LSU#	Omaha, Neb.
6/17	W, 4-3 (12)	Virginia#	Omaha, Neb.
6/19	L, 5-14	LSU#	Omaha, Neb.

** - SEC Game*
! - SEC Tournament
+ - NCAA Norman Regional
$ - NCAA Tallahassee Super Regional
 # - College World Series

2010 (43-21; 18-12 2nd SEC West)
Dave Van Horn

Date	Result	Opponent	Location
2/19	W, 10-2	Ball State	Fayetteville
2/20	L, 2-5	Ball State	Fayetteville
2/21	W, 9-3	Ball State	Fayetteville
2/26	W, 10-1	Troy	Fayetteville
2/27	W, 10-8	Troy	Fayetteville
2/28	W, 7-6	Troy	Fayetteville
3/2	W, 15-3	Kansas	Fayetteville
3/5	W, 7-3	California	Berkeley, Calif.
3/6	W, 9-5	California	Berkeley, Calif.
3/7	L, 0-6	California	Berkeley, Calif.
3/9	L, 2-3	South Dakota State	Fayetteville
3/10	W, 21-2	South Dakota State	Fayetteville
3/12	W, 14-6	Wisc.-Milwaukee	Fayetteville
3/13	W, 7-0	Wisc.-Milwaukee	Fayetteville
3/14	W, 3-2 (10)	Wisc.-Milwaukee	Fayetteville
3/19	W, 6-3	LSU*	Baton Rouge, La.
3/20	L, 7-8	LSU*	Baton Rouge, La.
3/21	L, 1-5	LSU*	Baton Rouge, La.
3/23	W, 3-2	McNeese State	Lake Charles, La.
3/24	W, 7-6	McNeese State	Lake Charles, La.
3/26	W, 9-8	Alabama*	Fayetteville
3/27	W, 4-3	Alabama*	Fayetteville
3/28	W, 10-5	Alabama*	Fayetteville
3/30	W, 18-2	Centenary	Fayetteville
3/31	W, 9-4	Centenary	Fayetteville
4/2	L, 8-12	Kentucky*	Fayetteville
4/3	W, 10-1	Kentucky*	Fayetteville
4/4	W, 17-16	Kentucky*	Fayetteville
4/7	W, 32-8	Saint Louis	Fayetteville
4/9	W, 8-3	Mississippi State*	Starkville, Miss.
4/10	W, 8-5	Mississippi State*	Starkville, Miss.
4/11	W, 13-3	Mississippi State*	Starkville, Miss.
4/13	W, 4-3 (11)	New Mexico	Fayetteville
4/14	W, 5-4	New Mexico	Fayetteville
4/16	W, 10-2	Georgia*	Fayetteville
4/17	W, 10-2	Georgia*	Fayetteville
4/18	W, 13-5	Georgia*	Fayetteville
4/20	W, 9-5	Oral Roberts	Fayetteville
4/23	W, 8-3	Florida*	Gainesville, Fla.
4/24	L, 2-8	Florida*	Gainesville, Fla.
4/25	L, 1-2	Florida*	Gainesville, Fla.
4/28	W, 5-4	Missouri State	Fayetteville
4/30	W, 9-4	Auburn*	Fayetteville
5/1	L, 7-8	Auburn*	Fayetteville
5/2	L, 2-13	Auburn*	Fayetteville
5/7	W, 11-4	Ole Miss*	Oxford, Miss.
5/8	L, 2-3	Ole Miss*	Oxford, Miss.
5/9	W, 7-0	Ole Miss*	Oxford, Miss.
5/11	W, 5-4 (10)	La Tech%	N. Little Rock, Ark.
5/14	L, 2-3	South Carolina*	Fayetteville
5/15	L, 0-5	South Carolina*	Fayetteville
5/16	L, 3-5	South Carolina*	Fayetteville
5/18	L, 2-5	Oklahoma	Norman, Okla.
5/20	L, 3-4	Vanderbilt*	Nashville, Tenn.
5/21	W, 4-3	Vanderbilt*	Nashville, Tenn.
5/22	W, 7-5	Vanderbilt*	Nashville, Tenn.
5/26	L, 0-2	Vanderbilt!	Hoover, Ala.
5/27	L, 4-5	Florida!	Hoover, Ala.
6/4	W, 19-7	Grambling State+	Fayetteville
6/5	W, 6-4	Washington State+	Fayetteville
6/6	L, 7-10	Washington State+	Fayetteville
6/7	W, 7-2	Washington State+	Fayetteville
6/12	L, 6-7 (12)	Arizona State$	Tempe, Ariz.
6/13	L, 5-7 (12)	Arizona State$	Tempe, Ariz.

** - SEC Game*
% - Game played at Dickey-Stephens Park
! - SEC Tournament
+ - NCAA Fayetteville Regional
$ - NCAA Tempe Super Regional

2011 (40-22; 15-15 1st SEC West)
Dave Van Horn

Date	Result	Opponent	Location
2/18	W, 5-0	Delaware State	Fayetteville
2/19	W, 9-2	Delaware State	Fayetteville
2/20	W, 10-0	Delaware State	Fayetteville
2/25	W, 3-2	Utah	Fayetteville
2/26	W, 5-4	Utah	Fayetteville
2/27	W, 10-1	Utah	Fayetteville
3/1	L, 6-8	McNeese State	Fayetteville
3/2	W, 8-3	McNeese State	Fayetteville
3/4	W, 15-6	Wisc.-Milwaukee	Fayetteville
3/5	W, 13-9	Wisc.-Milwaukee	Fayetteville
3/6	W, 7-3	Wisc.-Milwaukee	Fayetteville
3/10	W, 12-4	San Diego St.	San Diego, Calif.
3/11	W, 11-6	San Diego St.	San Diego, Calif.
3/12	L, 2-3	San Diego St.	San Diego, Calif.
3/13	W, 5-2	San Diego St.	San Diego, Calif.
3/15	W, 4-2	Kansas	Fayetteville
3/18	W, 6-5 (11)	Auburn*	Auburn, Ala.
3/19	L, 5-9	Auburn*	Auburn, Ala.
3/20	L, 7-8	Auburn*	Auburn, Ala.
3/22	W, 7-2	Memphis%	N. Little Rock, Ark.
3/23	W, 7-3	Memphis	Memphis, Tenn.
3/25	W, 2-1	Vanderbilt*	Fayetteville
3/26	L, 1-4	Vanderbilt*	Fayetteville
3/27	L, 1-2	Vanderbilt*	Fayetteville
4/1	L, 3-5	Alabama*	Tuscaloosa, Ala.
4/2	L, 3-5	Alabama*	Tuscaloosa, Ala.
4/3	W, 4-3	Alabama*	Tuscaloosa, Ala.
4/6	W, 6-5	Texas State	Fayetteville
4/8	W, 2-0	LSU*	Fayetteville
4/9	W, 4-3	LSU*	Fayetteville
4/10	W, 5-4	LSU*	Fayetteville
4/12	W, 2-1	Missouri State	Springfield, Mo.
4/15	W, 6-5	Mississippi State*	Fayetteville
4/16	W, 6-1	Mississippi State*	Fayetteville
4/17	L, 3-5	Mississippi State*	Fayetteville
4/19	W, 6-5	Oral Roberts	Tulsa, Okla.
4/23	L, 2-3	Kentucky*	Lexington, Ky.
4/23	L, 1-3	Kentucky*	Lexington, Ky.
4/24	W, 5-1 (6)	Kentucky*	Lexington, Ky.
4/29	W, 10-4	Georgia*	Athens, Ga.
4/30	L, 0-3	Georgia*	Athens, Ga.
5/1	L, 5-6	Georgia*	Athens, Ga.
5/3	W, 10-0	Southeast Mo. St.	Fayetteville
5/4	L, 5-6	Southeast Mo. St	Fayetteville
5/5	W, 4-3	Florida*	Fayetteville
5/6	W, 5-3	Florida*	Fayetteville
5/7	L, 3-5	Florida*	Fayetteville
5/13	W, 6-2	South Carolina*	Columbia, S.C.
5/14	L, 5-6	South Carolina*	Columbia, S.C.
5/15	L, 1-7	South Carolina*	Columbia, S.C.
5/17	W, 6-2	UT Martin	Fayetteville
5/19	L, 1-2	Ole Miss*	Fayetteville
5/21	W, 2-0	Ole Miss*	Fayetteville
5/21	W, 5-3	Ole Miss*	Fayetteville
5/25	L, 4-7	Alabama!	Hoover, Ala.
5/26	W, 7-2	Mississippi State!	Hoover, Ala.
5/27	W, 4-1	Alabama!	Hoover, Ala.
5/28	L, 2-3	Vanderbilt!	Hoover, Ala.
6/3	L, 2-3	Charlotte+	Tempe, Ariz.
6/4	W, 3-0	New Mexico+	Tempe, Ariz.
6/5	W, 11-3	Charlotte+	Tempe, Ariz.
6/5	L, 4-13	Arizona State+	Tempe, Ariz.

** - SEC Game*
% - Game played at Dickey-Stephens Park
! - SEC Tournament
+ - NCAA Tempe Regional

2012 (46-22; 16-14 T-2nd SEC West)
Dave Van Horn

Date	Result	Opponent	Location
2/17	W, 11-5	Villanova	Fayetteville
2/18	W, 13-1	Villanova	Fayetteville
2/19	W, 17-1	Villanova	Fayetteville
2/21	W, 8-7	Northwestern State	Fayetteville
2/22	W, 6-2	Northwestern State	Fayetteville
2/24	W, 7-3	Valparaiso	Fayetteville
2/25	W, 4-3	Valparaiso	Fayetteville
2/26	L, 9-10 (10)	Valparaiso	Fayetteville
2/28	W, 5-0	BYU	Fayetteville
2/29	W, 8-1	BYU	Fayetteville
3/2	W, 3-1	Texas Tech^	Houston, Texas
3/3	L, 1-4	Houston^	Houston, Texas
3/4	W, 7-3	Texas^	Houston, Texas
3/9	W, 4-0	Binghamton	Fayetteville
3/10	W, 5-3	Binghamton	Fayetteville
3/10	W, 6-0	Binghamton	Fayetteville
3/13	W, 1-0	Gonzaga	Fayetteville
3/14	W, 5-3	Gonzaga	Fayetteville
3/16	W, 4-3 (12)	Alabama*	Fayetteville
3/17	W, 8-4	Alabama*	Fayetteville
3/18	W, 7-4	Alabama*	Fayetteville
3/21	W, 10-2	Nevada	Fayetteville
3/23	L, 2-11	Mississippi St.*	Starkville, Miss.
3/24	W, 8-0	Mississippi St.*	Starkville, Miss.
3/25	W, 8-5 (11)	Mississippi St.*	Starkville, Miss.
3/30	L, 6-10	LSU*	Baton Rouge, La.
3/31	L, 1-2	LSU*	Baton Rouge, La.
4/1	L, 2-3 (11)	LSU*	Baton Rouge, La.
4/6	L, 2-4	Georgia*	Fayetteville
4/7	W, 8-3	Georgia*	Fayetteville
4/8	W, 8-0	Georgia*	Fayetteville
4/10	L, 0-4	Oklahoma	Norman, Okla.
4/13	W, 8-7	Kentucky*	Fayetteville
4/14	L, 4-5	Kentucky*	Fayetteville
4/14	L, 1-2	Kentucky*	Fayetteville
4/17	W, 8-3	Stephen F. Austin	Fayetteville
4/17	W, 4-3	Stephen F. Austin	Fayetteville
4/21	L, 2-8	Ole Miss*	Oxford, Miss.
4/21	L, 0-1	Ole Miss*	Oxford, Miss.
4/22	W, 11-3	Ole Miss*	Oxford, Miss.
4/24	W, 6-1	Oral Roberts	Fayetteville
4/27	L, 2-3	Florida*	Gainesville, Fla.
4/28	W, 5-1	Florida*	Gainesville, Fla.
4/29	W, 3-1 (10)	Florida*	Gainesville, Fla.
5/1	W, 6-3	Missouri	Fayetteville
5/2	W, 2-0	Missouri	Fayetteville
5/4	L, 6-8 (10)	South Carolina*	Fayetteville
5/5	W, 7-6	South Carolina*	Fayetteville
5/6	L, 7-10	South Carolina*	Fayetteville
5/10	L, 2-3 (10)	Auburn*	Fayetteville
5/11	W, 5-4	Auburn*	Fayetteville
5/12	L, 5-12	Auburn*	Fayetteville
5/15	W, 6-5 (10)	La Tech%	N. Little Rock, Ark.
5/17	W, 8-0	Tennessee*	Knoxville, Tenn.
5/18	W, 10-3	Tennessee*	Knoxville, Tenn.
5/19	W, 8-2	Tennessee*	Knoxville, Tenn.
5/22	L, 1-9	Mississippi State!	Hoover, Ala.
5/23	L, 0-2	Ole Miss!	Hoover, Ala.
6/1	W, 5-4	Sam Houston St+	Houston, Texas
6/2	W, 1-0	Rice+	Houston, Texas
6/3	W, 5-1	Sam Houston St+	Houston, Texas
6/9	L, 1-8	Baylor$	Waco, Texas
6/10	W, 5-4	Baylor$	Waco, Texas
6/11	W, 1-0 (10)	Baylor$	Waco, Texas
6/16	W, 8-1	Kent State#	Omaha, Neb.
6/18	W, 2-1	South Carolina#	Omaha, Neb.
6/21	L, 0-2	South Carolina#	Omaha, Neb.
6/22	L, 2-3	South Carolina#	Omaha, Neb.

^ - Houston College Classic
** - SEC Game*
% - Game played at Dickey-Stephens Park
! - SEC Tournament
+ - NCAA Houston Regional
$ - NCAA Waco Super Regional
 # - College World Series



In three years at Arkansas, Nick Schmidt went 22-8 with a 2.83 ERA. The southpaw was the No. 23 pick of the San Diego Padres in the 2007 MLB Draft.

2013 (39-22; 18-11 2nd SEC West)
Dave Van Horn

Date	Result	Opponent	Location
2/15	W, 9-1	Western Illinois	Fayetteville
2/16	W, 7-2	Western Illinois	Fayetteville
2/17	L, 5-7	Western Illinois	Fayetteville
2/19	W, 14-0 (7)	New Orleans	Fayetteville
2/19	W, 3-0	New Orleans	Fayetteville
2/22	W, 10-4	Evansville	Fayetteville
2/23	W, 5-2	Evansville	Fayetteville
2/24	W, 10-2	Evansville	Fayetteville
2/28	L, 2-3	vs. Arizona State^	Surprise, Ariz.
3/1	L, 0-3	vs. Gonzaga^	Surprise, Ariz.
3/2	L, 1-3	vs. Arizona State^	Surprise, Ariz.
3/3	L, 3-4	vs. Pacific^	Surprise, Ariz.
3/7	W, 2-0	San Diego State	Fayetteville
3/8	W, 4-3	San Diego State	Fayetteville
3/9	W, 8-2	San Diego State	Fayetteville
3/9	W, 4-1	San Diego State	Fayetteville
3/12	W, 20-2	Alabama A&M	Fayetteville
3/13	W, 13-0	Alabama A&M	Fayetteville
3/15	L, 1-7	Ole Miss*	Fayetteville
3/16	W, 10-1	Ole Miss*	Fayetteville
3/17	L, 4-6 (13)	Ole Miss*	Fayetteville
3/22	W, 15-3	South Carolina*	Columbia, S.C.
3/23	W, 4-2	South Carolina*	Columbia, S.C.
3/24	W, 5-3 (11)	South Carolina*	Columbia, S.C.
3/26	W, 6-0	Miss. Valley St.	Fayetteville
3/27	W, 2-1	Miss. Valley St%	N. Little Rock, Ark.
3/29	W, 5-4	Mississippi St.*	Fayetteville
3/30	L, 1-4	Mississippi St.*	Fayetteville
3/31	W, 3-1	Mississippi St.*	Fayetteville
4/4	W, 3-1	at Alabama*	Tuscaloosa, Ala.
4/5	W, 6-0	at Alabama*	Tuscaloosa, Ala.
4/6	L, 0-5	at Alabama*	Tuscaloosa, Ala.
4/9	L, 0-3	New Mexico	Fayetteville
4/9	W, 4-3	New Mexico	Fayetteville
4/12	L, 2-6	LSU*	Fayetteville
4/13	W, 8-3	LSU*	Fayetteville
4/14	L, 3-5 (10)	LSU*	Fayetteville
4/16	L, 0-3	at Nebraska	Lincoln, Neb.
4/16	L, 2-4	at Nebraska	Lincoln, Neb.
4/19	L, 3-5	Texas A&M*	Fayetteville
4/20	W, 12-2	Texas A&M*	Fayetteville
4/21	W, 2-1	Texas A&M*	Fayetteville
4/26	W, 2-0	at Georgia*	Athens, Ga.
4/27	W, 2-1	at Georgia*	Athens, Ga.
4/30	W, 6-3	Missouri State	Fayetteville
5/3	W, 2-1	at Kentucky*	Lexington, Ky.
5/4	W, 5-3	at Kentucky*	Lexington, Ky.
5/4	L, 3-4	at Kentucky*	Lexington, Ky.
5/10	L, 3-8	Tennessee*	Fayetteville
5/11	W, 11-1	Tennessee*	Fayetteville
5/12	W, 10-2	Tennessee*	Fayetteville
5/16	L, 0-3	at Auburn*	Auburn, Ala.
5/17	W, 1-0	at Auburn*	Auburn, Ala.
5/18	L, 6-11	at Auburn*	Auburn, Ala.
5/22	W, 2-1 (10)	vs. Ole Miss!	Hoover, Ala.
5/23	W, 4-1	vs. LSU!	Hoover, Ala.
5/25	L, 1-3	vs. LSU!	Hoover, Ala.
5/31	L, 1-4	vs. Bryant+	Manhattan, Kan.
6/1	W, 3-1	vs. Wichita St+	Manhattan, Kan.
6/2	W, 12-3	vs. Bryant+	Manhattan, Kan.
6/2	L, 3-4	at Kansas St.+	Manhattan, Kan.

^ - Coca-Cola Classic
** - SEC Game*
% - Game played at Dickey-Stephens Park
! - SEC Tournament
+ - NCAA Manhattan Regional

2014 (40-25; 16-14 4th SEC West)
Dave Van Horn

Date	Result	Opponent	Location
2/14	W, 12-2	Appalachian St.	Fayetteville
2/15	W, 7-6	Appalachian St.	Fayetteville
2/16	W, 8-3	Appalachian St.	Fayetteville
2/21	W, 6-2	Eastern Illinois	Fayetteville
2/22	W, 8-3	Eastern Illinois	Fayetteville
2/23	W, 8-3	Eastern Illinois	Fayetteville
2/28	W, 12-1	South Alabama	Fayetteville
3/1	L, 1-2	South Alabama	Fayetteville
3/1	L, 3-5	South Alabama	Fayetteville
3/7	L, 1-2	vs. San Francisco^	Berkeley, Calif.
3/8	W, 4-0	vs. Tulane^	Berkeley, Calif.
3/9	L, 3-4	at California^	Berkeley, Calif.
3/9	L, 1-2	at California^	Berkeley, Calif.
3/14	L, 1-2	at Florida*	Gainesville, Fla.
3/15	L, 0-1	at Florida*	Gainesville, Fla.
3/16	W, 9-3	at Florida*	Gainesville, Fla.
3/18	W, 4-3	Grambling St.	Fayetteville
3/19	W, 8-0	Grambling St.	Fayetteville
3/21	L, 9-17	Alabama*	Fayetteville
3/22	W, 2-1	Alabama*	Fayetteville
3/23	W, 1-0	Alabama*	Fayetteville
3/25	W, 6-0	Miss. Valley St.	Fayetteville
3/25	W, 12-1	Miss. Valley St.	Fayetteville
3/26	W, 3-0	vs. Miss. Valley St.%	N. Little Rock
3/29	W, 4-0	at Mississippi St.*	Starkville, Miss.
3/29	L, 1-5	at Mississippi St.*	Starkville, Miss.
3/30	L, 1-5	at Mississippi St.*	Starkville, Miss.
4/1	W, 4-3	Nebraska	Fayetteville
4/2	L, 4-6	Nebraska	Fayetteville
4/4	L, 1-2	South Carolina*	Fayetteville
4/4	W, 4-1	South Carolina*	Fayetteville
4/5	W, 7-0	South Carolina*	Fayetteville
4/8	L, 7-10	UNLV	Fayetteville
4/9	W, 9-2	UNLV	Fayetteville
4/11	L, 3-5	at LSU*	Baton Rouge, La.
4/12	L, 4-5	at LSU*	Baton Rouge, La.
4/13	W, 10-4	at LSU*	Baton Rouge, La.
4/15	W, 7-2	Stephen F. Austin	Fayetteville
4/18	W, 6-2	Vanderbilt*	Fayetteville
4/19	L, 1-2	Vanderbilt*	Fayetteville
4/20	W, 3-1	Vanderbilt*	Fayetteville
4/22	W, 8-1	Northwestern St.	Fayetteville
4/23	W, 15-3	Northwestern St.	Fayetteville
4/25	L, 1-2	Auburn*	Fayetteville
4/26	W, 4-3 (10)	Auburn*	Fayetteville
4/26	L, 2-7	Auburn*	Fayetteville
4/29	W, 4-1	at Missouri State	Springfield, Mo.
5/2	L, 2-3	at Ole Miss*	Oxford, Miss.
5/3	L, 4-7	at Ole Miss*	Oxford, Miss.
5/4	W, 11-1	at Ole Miss*	Oxford, Miss.
5/9	W, 3-2	Texas A&M*	Fayetteville
5/10	W, 7-3	Texas A&M*	Fayetteville
5/11	L, 5-6 (10)	Texas A&M*	Fayetteville
5/15	W, 9-4	at Missouri*	Columbia, Mo.
5/16	W, 4-0	at Missouri*	Columbia, Mo.
5/17	W, 7-5 (10)	at Missouri*	Columbia, Mo.
5/20	W, 4-0	vs. Texas A&M!	Hoover, Ala.
5/21	W, 2-1	vs. Ole Miss!	Hoover, Ala.
5/22	L, 2-7	vs. LSU!	Hoover, Ala.
5/23	W, 8-7	vs. Ole Miss!	Hoover, Ala.
5/24	L, 1-11	vs. LSU!	Hoover, Ala.
5/30	W, 3-2	vs. Liberty+	Charlottesville, Va.
5/31	L, 0-3	at Virginia+	Charlottesville, Va.
6/1	W, 10-0	vs. Bucknell+	Charlottesville, Va.
6/1	L, 2-9	at Virginia+	Charlottesville, Va.

^ - Cal Baseball Classic
** - SEC Game*
% - Game played at Dickey-Stephens Park
! - SEC Tournament
+ - NCAA Charlottesville Regional



The Razorbacks won a thrilling Game Three in the NCAA Fayetteville Super Regional to advance to the 2015 College World Series - the school's eighth appearance in Omaha.

2015 (40-25; 17-12 3rd SEC West)
Dave Van Horn

Date	Result	Opponent	Location
2/13	W, 11-4	North Dakota	Fayetteville
2/14	W, 13-2	North Dakota	Fayetteville
2/14	W, 12-1	North Dakota	Fayetteville
2/20	L, 5-9	vs. UCF^	Mobile, Ala.
2/21	W, 7-0	at South Alabama^	Mobile, Ala.
2/22	L, 6-13	vs. Maryland^	Mobile, Ala.
3/2	W, 4-1	Eastern Illinois	Fayetteville
3/2	W, 8-1	Eastern Illinois	Fayetteville
3/3	W, 7-0	Eastern Illinois	Fayetteville
3/6	W, 2-1	Loyola Marymount	Fayetteville
3/7	W, 13-7	Loyola Marymount	Fayetteville
3/8	L, 0-9	Loyola Marymount	Fayetteville
3/10	L, 2-6	Gonzaga	Fayetteville
3/11	L, 5-15	Gonzaga	Fayetteville
3/14	L, 7-8	at Vanderbilt*	Nashville, Tenn.
3/14	L, 1-9	at Vanderbilt*	Nashville, Tenn.
3/15	L, 0-1	at Vanderbilt*	Nashville, Tenn.
3/17	W, 4-3	Southeast Mo. St.	Fayetteville
3/18	L, 11-12	Southeast Mo. St.	Fayetteville
3/19	W, 5-1	LSU*	Fayetteville
3/20	L, 3-16	LSU*	Fayetteville
3/21	L, 4-7	LSU*	Fayetteville
3/24	L, 4-5	vs. Memphis%	N. Little Rock, Ark.
3/25	W, 7-3	at Memphis	Memphis, Tenn.
3/26	W, 10-3	Ole Miss*	Fayetteville
3/27	L, 4-5	Ole Miss*	Fayetteville
3/28	W, 5-2	Ole Miss*	Fayetteville
3/31	L, 0-2	Missouri State	Fayetteville
4/3	W, 10-7	at Auburn*	Auburn, Ala.
4/4	L, 2-3	at Auburn*	Auburn, Ala.
4/5	W, 6-4	at Auburn*	Auburn, Ala.
4/7	W, 8-1	Miss. Valley St.	Fayetteville
4/8	W, 14-0	Miss. Valley St.	Fayetteville
4/10	W, 5-3	Kentucky*	Fayetteville
4/11	L, 4-16	Kentucky*	Fayetteville
4/12	W, 7-3	Kentucky*	Fayetteville
4/14	W, 8-2	Stephen F. Austin	Fayetteville
4/15	W, 15-3	Stephen F. Austin	Fayetteville
4/18	L, 6-13	at Texas A&M*	College Station, Texas
4/18	W, 9-8	at Texas A&M*	College Station, Texas
4/19	W, 8-2	at Texas A&M*	College Station, Texas
4/24	W, 7-6	Mississippi State*	Fayetteville
4/25	W, 6-1	Mississippi State*	Fayetteville
4/26	L, 1-2	Mississippi State*	Fayetteville
4/30	W, 5-1	at Alabama*	Hoover, Ala.
5/1	W, 8-4	at Alabama*	Hoover, Ala.
5/2	W, 4-0	at Alabama*	Hoover, Ala.
5/8	L, 4-5	Tennessee*	Fayetteville
5/10	W, 5-2	Tennessee*	Fayetteville
5/12	W, 6-2	at Creighton	Omaha, Neb.
5/14	L, 1-10	at Georgia*	Athens, Ga.
5/15	W, 9-0	at Georgia*	Athens, Ga.
5/16	W, 8-1	at Georgia*	Athens, Ga.
5/19	W, 2-1	vs. Tennessee!	Hoover, Ala.
5/20	W, 7-6	vs. Florida!	Hoover, Ala.
5/21	L, 5-10	vs. LSU!	Hoover, Ala.
5/22	L, 0-10	vs. Florida!	Hoover, Ala.
5/29	W, 8-6	vs. Oral Roberts+	Stillwater, Okla.
5/30	W, 7-5	at Oklahoma State+	Stillwater, Okla.
5/31	W, 4-3	vs. St. John's+	Stillwater, Okla.
6/5	W, 18-4	Missouri State$	Fayetteville
6/6	L, 1-3	Missouri State$	Fayetteville
6/7	W, 3-2	Missouri State$	Fayetteville
6/13	L, 3-5	vs. Virginia#	Omaha, Neb.
6/15	L, 3-4	vs. Miami#	Omaha, Neb.

^ - South Alabama Tournament
** - SEC Game*
% - Game played at Dickey-Stephens Park
! - SEC Tournament
+ - NCAA Stillwater Regional
$ - NCAA Fayetteville Super Regional
 # - College World Series



Arkansas advanced to the College World Series for the seventh time in program history in 2012 after winning two of three games over No. 4 Baylor in the Waco Super Regional.


OFFICIAL BA
NL
CHARMTECH


The University

GAME CREDENTIALS

Members of the media should contact John Thomas to request individual game credentials for Razorback home games. Credential requests should be made no later than noon (CT) the day before the scheduled contest and should be directed by e-mail to Thomas. Credential requests for away games should be made to the communications contact of the home team. Only fully accredited personnel directly involved in the coverage of the game will be admitted. Credentials are non-transferable.

INTERVIEW POLICIES

Please direct all requests for interviews with coaches and players to John Thomas. For home SEC weekends, Coach Dave Van Horn will hold his weekly press conference on Thursday with players and assistant coaches available following Thursday's practice. On road SEC weekends, Coach Van Horn will hold his weekly press conference on Wednesday with players and assistant coaches available following Wednesday's practice. Players are not available for interviews on gamedays, except for post-game interviews. Post-game press conferences are held in the indoor batting cages located down the third base line. Coach Van Horn and two or three most requested Razorback players will address the media. In the event of a doubleheader, the only Arkansas player available between games for interviews is the starting pitcher of game one. The Arkansas clubhouse is off limits to the media at all times.

E-MAIL UPDATES

Members of the media may request to be added to the Arkansas communications baseball e-mail group. Subscribers will receive game notes, game stories and other information. To subscribe, send a request to John Thomas. Please identify yourself and your organization in your request as this service is only available to members of the media.

GAMEDAY MEDIA SERVICES

The Arkansas communications staff provides scorecards, rosters, updated statistics and results for each team in the Baum Stadium press box prior to home games. Box scores, play-by-play and any postgame notes are disseminated approximately 10 minutes after the conclusion of the game. An Associated Press-style game story is also produced by the communications office. Members of the media may request these stories be sent to their organization via e-mail by contacting a member of the communications office.

WIRELESS INTERNET

The Baum Stadium press box is equipped with wireless internet for use by the media. Media members should log on to the "UARK Media" network by using the password "RazorBacks2014."



John Thomas (University of Arkansas, 2011)
Assistant Director of Communications
Office 479-575-7430
Cell ..... TBD
Email ..... jfthomas@uark.edu
Twitter ..... @John_Thomas

ARKANSAS ATHLETIC COMMUNICATIONS

The University of Arkansas athletic communications office is located on the second floor of the Broyles Center with office hours from 8 a.m. to 5 p.m., Monday through Friday. You can often reach us at Broyles after hours, but if not, please leave a message on our voice mail system.

Office: 479-575-2751 | Fax: 479-575-7481 | Press Row: 479-575-6622

Mailing Address
Razorbacks Communications
P.O. Box 7777
Fayetteville, AR 72702-7777

Overnight Address
University of Arkansas
Razorbacks Communications
Broyles Center
350 N. Razorback Road
Fayetteville AR 72701

GAMEDAY LIVE STATS

Live in-game stats will be provided at http://arkansas.statbroadcast.com.

FACILITIES/PARKING

The Arkansas baseball team conducts all games at Baum Stadium at George Cole Field. Baum Stadium is located just off Razorback Road south of Martin Luther King, Jr., Boulevard. There is space for media parking on game day. Only cars with a parking credential will be allowed access to the parking lot.

PHOTOGRAPHERS

No cameras are allowed on the Baum Stadium playing surface during games. Photographers are encouraged to use the photo wells at the end of each dugout and behind home plate.



For the 25th consecutive season, every pitch of the Arkansas baseball season can be heard on the Razorback Sports Network from IMG College. The network spans the state of Arkansas and can also be heard in neighboring states as well as across the globe via the internet.

The Razorback Baseball Radio Network is one of the largest collegiate baseball radio networks in the nation. With more than 20 affiliates, Razorback baseball games are never more than a dial away no matter where an Arkansas fan resides.

Phil Elson begins his second season as the play-by-play announcer for the Razorbacks. Named the 2009 Arkansas Sportscaster of the Year, Elson has 18 years of professional baseball broadcasting experience, including 14 seasons as the Director of Broadcasting and Media Relations for the Arkansas Travelers, the AA affiliate of the Los Angeles Angels.

Rick Schaeffer, who returned to Razorback baseball broadcasts in 2001 after a five-year absence, handles color analyst during all home games. He worked in the UA sports information department for 24 years, 21 of those year serving as the director. Schaeffer is currently the communications director for the Springdale School District and the co-host of DriveTime.



Phil Elson
Play-by-Play



Rick Schaeffer
Analyst



David Shoemaker
RSP General Manager

RAZORBACK SPORTS NETWORK

IMG sports · entertainment · media

2016 RAZORBACK BASEBALL SPORTS NETWORK AFFILIATES

Arkadelphia	KYXK-FM	106.9
Conway	KASR-FM	92.7
Crossett	KAGH-FM	104.9
El Dorado	KELD-FM	106.5
Fayetteville	KQSM-FM	92.1
Forrest City	KXJK-AM	950
Fort Smith	KHGG-FM	103.1
Fort Smith	KHGG-AM	1580
Glenwood	KWXI-FM	98.9
Glenwood	KWXI-AM	670
Helena	KFFA-AM	1360
Helena	KFFA-FM	103.1
Hope	KXAR-AM	(SEC Games) 1490
Little Rock	KABZ-FM	103.7
Marshall	KBCN-FM	104.3
Mena	KTTG-FM	96.3
Prescott	KTPA-AM	(SEC Games) 1370
Rogers	KURM-AM	790
Rogers	KURM-FM	100.3
Russellville	KARV-AM	610
Russellville	KARV-FM	101.3
Stuttgart	KWAK-FM	105.5
Texarkana, Texas	KKTK-AM	1400



THE SOUTHEASTERN CONFERENCE



GREG SANKEY
Commissioner



BEN BEATY
Assistant Director of Communications

SEC Members
University of Alabama
University of Arkansas
Auburn University
University of Florida
University of Georgia
University of Kentucky
Louisiana State University
University of Mississippi
Mississippi State University
University of Missouri
University of South Carolina
University of Tennessee
Texas A&M University
Vanderbilt University

Conference Office
2201 Richard Arrington Blvd. North
Birmingham, AL 35203

Switchboard: 205-458-3000
Media Relations: 205-458-3010
Baseball Contact: Sean Cartell
Fax: 205-458-3030
Web site: www.secsports.com

The Southeastern Conference, with its storied 82-year history of athletic achievements and academic excellence, has built perhaps the greatest tradition of intercollegiate competition in baseball of any league in the country since its inception in 1933.

An SEC squad has now appeared in the College World Series 30 of the last 31 years, including four teams in 2015. Seven SEC teams were selected for NCAA Regional play with five advancing to NCAA Super Regionals.

The SEC has sent 54 teams to the College World Series since 1990. That was accomplished despite no SEC teams making the field in 1992. LSU has now been to Omaha 14 times, Florida nine times, South Carolina six times, Georgia and Mississippi State five times, Arkansas four times, while Alabama, Tennessee and Vanderbilt have been three times each. Auburn has been twice.

SEC teams have won 10 of the last 25 national championships, with LSU winning six (1991, 1993, 1996, 1997, 2000, 2009), South Carolina winning two (2010, 2011), Vanderbilt taking home the title in 2014 and Georgia claiming the 1990 title.

The SEC has finished runner up nine times in that span, 1997, 2002, 2005, 2008, 2011, 2012, 2013, 2014 and 2015.

The SEC has averaged more than eight games played per year in the College World Series since 1990. In 2015, an SEC team played in each of the 16 games of the CWS. In 2004, 12 of the 15 games played in Omaha involved a SEC team. In 1997, the SEC had a team in 13 of the 14 games played in the CWS. Since 1990, an SEC team has played in 185 of the 376 games in the College World Series, an amazing 49 percent of games.

The SEC has played 55 games in the "Final Four" of the College World Series since 1990, an average of over three per year. Only five times, 1992, 1994, 2003, 2006 and 2007 has the SEC failed to get a team to the "Final Four" of the CWS.

The SEC Baseball Tournament drew more than 130,000 fans in 2015, better than 7,000 per game. The event has become the Birmingham metro's highest attended sporting event annually, second in the state only to NASCAR races at Talladega. Birmingham Magazine recently named it the top sporting event annually in the Birmingham area. The entire SEC Baseball Tournament was broadcast live on national television for the first time in the history of the event.

- SEC teams comprised half of the teams in the 2015 College World Series (Arkansas, Florida, LSU and Vanderbilt). Vanderbilt finished as the NCAA runner-up, giving the SEC a team in the CWS Championship Series for the eighth consecutive year.
- Just 10 programs nationally have advanced to at least three of the last seven College World Series. Five of those programs are SEC programs - Arkansas, Florida, LSU, South Carolina and Vanderbilt.
- At the conclusion of the season, the top-five spots on the national average attendance charts were SEC teams, with each of those five programs averaging better than 7,300 fans per game.
- The SEC had seven players selected in the first round of the 2015 Major League Baseball Draft. Those seven picks represented five different schools. The SEC has now had a first-round MLB selection each year since 1991 and 105 total in the first round during that time.
- Former Arkansas baseball outfielder Andrew Benintendi was named the 2014-2015 Roy F. Kramer SEC Male Athlete of the Year by a vote of the league's athletics directors.
- Benintendi won USA Baseball's Golden Spikes Award. Each of the four finalists for the award were SEC Baseball Players - Benintendi, an outfielder from Arkansas, Alex Bregman, a shortstop from LSU, Carson Fulmer, a righthanded pitcher from Vanderbilt, and Dansby Swanson, a shortstop from Vanderbilt.
- Florida catcher/designated hitter JJ Schwarz and LSU right-hander Alex Lange were named the 2015 National Collegiate Baseball Writers Association National Freshman Hitter and Pitcher of the Year recipients, giving SEC student-athletes a sweep of the national freshman of the year awards.
- Mississippi State's Seth Heck and Auburn's Cole Libscomb were named to the 2015 Capital One Academic All-America Division I Baseball Team. Heck is the 2015 SEC Scholar-Athlete of the Year.



2016 SEC TOURNAMENT

May 24-29 | Hoover Metropolitan Stadium | Hoover, Ala.

BRACKET ONE

#6 Seed
Tues. - Game 1 - 9:30 a.m.
TV TBA
(Single Elimination)
#11 Seed

#3 Seed
Wed. - Game 5 - 9:30 a.m.
TV TBA
(Double Elimination)
Winner Game 1

#7 Seed
Tues. - Game 2 - TBD
TV TBA
(Single Elimination)
#10 Seed

#2 Seed
Wed. - Game 6 - TBD
TV TBA
(Double Elimination)
Winner Game 2

Loser Game 5
Thu. - Game 9 - 9:30 a.m.
TV TBA
(Double Elimination)
Loser Game 6

Loser Game 7
Thu. - Game 10 - TBD
TV TBA
(Double Elimination)
Loser Game 8

Winner Game 9
Fri - Game 13 - 3 p.m.
TV TBA
(Double Elimination)
Loser Game 11

Winner Game 13
Sat. - Game 15 - Noon
TV TBA
(Single Elimination)
Winner Game 11

Winner Game 15

BRACKET TWO

#8 Seed
Tues. - Game 3 - 4:30 p.m.
TV TBA
(Single Elimination)
#9 Seed

#1 Seed
Wed. - Game 7- 4:30 p.m.
TV TBA
(Double Elimination)
Winner Game 3

#5 Seed
Tues. - Game 4 - TBD
TV TBA
(Single Elimination)
#12 Seed

#4 Seed
Wed. - Game 8 - TBD
TV TBA
(Double Elimination)
Winner Game 4

Winner Game 5
Thu. - Game 11 - 4:30 p.m.
TV TBA
(Double Elimination)
Winner Game 6

Winner Game 7
Thu. - Game 12 - TBD
TV TBA
(Double Elimination)
Winner Game 8

Winner Game 10
Fri. - Game 14 - TBD
TV TBA
(Double Elimination)
Loser Game 12

Winner Game 14
Sat. - Game 16 - TBD
TV TBA
(Single Elimination)
Winner Game 12

Winner Game 16

2016 SEC BASEBALL TOURNAMENT
MAY 24-29
HOOVER METROPOLITAN STADIUM
HOOVER, ALA.
(12-TEAM TOURNAMENT FORMAT)

SEC TOURNAMENT CHAMPIONSHIP GAME
Sunday - Game 17 - TBA
TV TBA

UNIVERSITY OF ARKANSAS

7th Fastest Growing Public Research University in the Nation

Amazing things are happening at the University of Arkansas. Already recognized as one of the nation's fastest growing public research universities, the U of A recently set a new enrollment record of 26,754 while also increasing the academic quality and diversity of our students.

The campus is also undergoing a major transformation with more than $500 million invested in the last few years alone to modernize and renovate our facilities. Champions Hall, one of the new additions for the 2015-16 year, is a 62,000-square-foot academic building devoted to classroom and lab space.

NATIONALLY COMPETITIVE AWARDS

1st in the SEC in the number of:

GOLDWATER SCHOLARS
16th among all public universities

TRUMAN SCHOLARS
14th among all public universities

10 scholars

RHODES SCHOLARS
38th in nation among public universities



Champions Hall, dedicated in 2015, is the first new classroom building on campus since 2007. A significant amount of the funding for the facility was made possible by the U of A Athletics Department, which committed a portion of the university's annual share of Southeastern Conference revenues to the project. Those funds will provide approximately $18 million.

Senior Walk: The University of Arkansas boasts a unique tradition among universities nationwide: Senior Walk, consisting of more than 3 miles of sidewalks engraved with the names of more than 170,000 graduates, dating back to 1876. Senior Walk is concrete proof of the university's commitment to students.



The **Chi Omega Greek Theatre** has been used throughout its 85-year history for commencements, convocations, concerts, dramas and pep rallies. The iconic structure was built in 1930 and was given to the university by the national Chi Omega Fraternity, which was founded on the U of A campus in 1895.

The University of Arkansas provides an internationally competitive education for undergraduate and graduate students in more than 200 academic programs. The university contributes new knowledge, economic development, basic and applied research, and creative activity while also providing service to academic and professional disciplines.

The Carnegie Foundation classifies the University of Arkansas among only 2 percent of universities in America that have the highest level of research activity. *U.S. News & World Report* ranks the University of Arkansas among its top American public research universities.

Founded in 1871, the University of Arkansas comprises 10 colleges and schools and maintains a low student-to-faculty ratio that promotes personal attention and close mentoring.

MOST DEGREE PROGRAMS IN THE STATE

200+

More than 200 baccalaureate, master's, doctoral, professional and specialist degree programs.

STUDY ABROAD

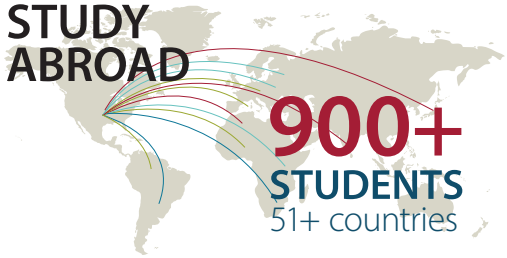

900+ STUDENTS
51+ countries

NEW VENTURES: TEACHING TECHNOLOGY ENTREPRENEURSHIP.

WINNER OF 20
NATIONAL AND INTERNATIONAL
BUSINESS PLAN COMPETITIONS.

BEST VALUE IN LEGAL EDUCATION

The School of Law is ranked **#1** in the nation as the best value in legal education and ranked among the top 33 public law schools by preLaw magazine.

preLaw - 2015



HIGHEST RESEARCH CLASSIFICATION

The Carnegie Foundation for the Advancement of Teaching places the U of A in its highest research category, a status shared by only 2 percent of the nation's universities.



The **Silas Hunt Memorial Sculpture** is a tribute to the first African-American student to integrate a major Southern university since Reconstruction. A veteran of World War II, Hunt was admitted to the University of Arkansas School of Law in 1948.



DR. JOSEPH E. STEINMETZ \\ CHANCELLOR

Joseph E. Steinmetz became the sixth chancellor of the University of Arkansas on January 1, 2016. Prior to this appointment, he was Ohio State's chief academic officer. As executive vice president and provost, he oversaw the administration, coordination, and development of all academic functions of the university.

Dr. Steinmetz came to Ohio State in 2009 to serve as vice provost for arts and sciences and executive dean of the then-new College of Arts and Sciences. With his leadership, the former five independent colleges of arts and sciences were unified into the largest arts and sciences college in the country.

Before coming to Ohio State, Dr. Steinmetz was dean of the College of Liberal Arts and Sciences at the University of Kansas, where he was also a university distinguished professor. Before Kansas, Dr. Steinmetz spent 19 years at Indiana University, Bloomington where he served as Chair of the Department of Psychology, Executive Associate Dean of Arts and Sciences and a Distinguished Professor of Psychological and Brain Science.

A nationally respected behavioral neuroscientist, Dr. Steinmetz was recognized in 1996 by the National Academy of Sciences for his contributions to the fields of experimental psychology and neuroscience. In 2012 he was named an AAAS Fellow.

His research interests include neuroanatomical and neurophysiological substrates of learning and memory; the effects of alcohol on neural and behavioral function; neurobiological and behavioral models of fetal alcohol syndrome; and the neurobiology of simple human learning, memory, and cognitive function.

Dr. Steinmetz earned his bachelor's and master's degrees at Central Michigan University and his doctorate at Ohio University. He and his wife, Sandy, have two sons and four grandchildren.



DR. SHARON HUNT \\ FACULTY ATHLETICS REPRESENTATIVE

Former Chancellor G. David Gearhart appointed Dr. Sharon Hunt to be the faculty athletics representative (FAR) for the University of Arkansas in August 2010.

Dr. Hunt is the first woman and non-lawyer to hold the post. Dr. Hunt has been on the University of Arkansas faculty since 1990, and she served as the department head of the recently renamed Department of Health, Human Performance and Recreation from July 1, 1990 until June 30, 2011 except for the 2000-01 academic year, when she served as the interim dean of the College of Education and Health Professions. On June 30, 2011 Dr. Hunt stepped down as department head and returned to the faculty at the rank of Professor giving her more time to devote to the FAR position.

A high school athlete, Hunt's involvement with collegiate athletics dates back to her own college days at the University of Arkansas when she played extramural sports with the women's basketball and tennis teams prior to the enactment of Title IX. After receiving her bachelor's and master's degrees in physical education from the university, she went on to earn a Doctor of Education degree from the University of Georgia, where she taught a variety of undergraduate courses as a graduate assistant. Upon the completion of her doctoral degree, she joined the faculty of the University of Kentucky for 13 years, where she taught both undergraduate and graduate courses and served as the graduate coordinator for the Department of Health, Physical Education and Recreation. In 1990, she and her family returned to Fayetteville.

The FAR's responsibilities lie in three broad areas: academic integrity within the athletics program, student-athlete well-being, and institutional control of the athletics program. Dr. Hunt is involved in the student-athlete advisory council on campus and chairs the Academic Credential Review Committee and Athletic's Academic Integrity Committee, and serves as an ex-officio member of the Faculty Athletics Committee. In addition, she travels to represent the University of Arkansas at various SEC and NCAA meetings.

Dr. Hunt was instrumental in establishing the graduate athletic training education program in the College of Education and Health Professions, and she has worked closely with athletics on that program. The athletics department provides support to students in the athletic training education program in the form of a stipend, books and travel to the Arkansas Athletic Trainers' Association annual meeting. Two endowed scholarships for athletic training students in honor of longtime Razorback trainers Dean Weber and the late Bill Ferrell were established through the athletics department. Dr. Hunt has been married to David Hunt since 1973, and they have an adult son and daughter as well as one grandson and granddaughter.

UNIVERSITY OF ARKANSAS LEADERSHIP

The Board of Trustees of the University of Arkansas serve as the institution's governing body. The board is comprised of 10 trustees representing each of the state's four congressional districts. The president is the chief executive officer of the University of Arkansas System and reports to the Board of Trustees. Each campus has a chancellor as its chief executive officer, reporting directly to the president.



Donald R. Bobbitt
System President



Joseph E. Steinmetz
Chancellor

BOARD OF TRUSTEES



Ben Hyneman
Chairman
Jonesboro (2018)



Reynie Rutledge
Vice Chairman
Searcy (2017)



David H. Pryor
Secretary
Fayetteville (2019)



Morril Harriman
Asst. Secretary
Little Rock (2024)



Jane Rogers
Little Rock (2016)



Mark Waldrip
Moro (2020)



John Goodson
Texarkana (2021)



Stephen Broughton, M.D.
Pine Bluff (2022)



C.C. "Cliff" Gibson III
Monticello (2023)



Jim von Gremp
Rogers (2025)

A MESSAGE FROM CHANCELLOR STEINMETZ

Razorback baseball fans are some of the best you'll find anywhere – ranking in the top five nationally in attendance for more than a decade. Your consistent support has helped Coach Van Horn's teams advance to NCAA Tournament play for 14 years in a row including a thrilling late-season finish and trip to the College World Series in 2015. Baum Stadium at George Cole Field is one of the nation's finest college baseball facilities and I'm looking forward to seeing it full of cheering Razorback fans this season.

We are equally proud of the success of our student-athletes in the classroom. They set a new record with a combined GPA of 3.24 last spring and have extended their streak to seven years with an average cumulative GPA of 3.0 or more. Our student-athletes also devote a great deal of time volunteering on campus and in the region.

Razorback Athletics, unlike most departments across the country, is fiscally independent and entirely self-sustaining. Your great fan support combined with the careful management of resources allows the department to be self-sustaining. We couldn't do it without you.

On behalf of the entire University of Arkansas family, thank you for your passionate support of the Razorbacks.

Go Hogs!
Joseph E. Steinmetz
Chancellor

UNIVERSITY OF ARKANSAS CAMPUS LEADERSHIP

FAYETTEVILLE EXECUTIVE COMMITTEE

Joseph E. Steinmetz
Chancellor

Randy Massanelli
Vice Chancellor for Governmental Relations

Chris Wyrick
Vice Chancellor for University Advancement

Ashok Saxena
Provost and Vice Chancellor for Academic Affairs

Tim O'Donnell
Vice Chancellor for Finance & Administration

Marcia Overby
Associate Vice Chancellor for Administration

Jeff Long
Vice Chancellor for Intercollegiate Athletics

Charles Robinson
Vice Provost for Student Affairs
Vice Chancellor for Diversity & Community

Laura Jacobs
Associate Vice Chancellor and Chief of Staff

Bill Kincaid
Associate General Counsel

JEFF LONG

VICE CHANCELLOR & DIRECTOR OF ATHLETICS



Entering his eighth full year as Vice Chancellor and Director of Athletics, Jeff Long has helped transform the University of Arkansas' Department of Intercollegiate Athletics into one of the most nationally respected programs in the country. Long, the 2015 SportsBusiness Journal (SBJ) and SportsBusiness Daily (SBD) Athletic Director of the Year, led the program, encompassing 19 sports and more than 460 student-athletes, to the most successful year in the history of the University of Arkansas intercollegiate athletics.

Even by the elevated standard of success set for an all-sports program consistently winning Southeastern Conference (SEC) and NCAA championships, the 2014-15 academic year was truly extraordinary for Razorback Athletics. Arkansas earned a program-best 16th-place finish in the Learfield Sports Directors Cup standings. Arkansas was the only Division I school in the nation in 2014-15 to win a bowl game, games in both the NCAA Men's and Women's Basketball Tournaments and an NCAA Baseball Regional. The Razorback baseball team went on to advance to the College World Series for the third time in the past seven years. Arkansas has finished in the top 30 in the Directors Cup seven times in the past eight years.

In Long's tenure, Arkansas has captured 23 conference championships and advanced to 110 post-season competitions, including the school's first Bowl Championship Series appearance in football and national titles at the 2013 NCAA Men's Indoor Track and Field Championships and the 2015 NCAA Women's Indoor Track and Field Championships.

In the classroom, the Razorbacks continue to set new standards including posting a school record student-athlete grade point average of 3.24 in 2014-15. It marked the seventh consecutive year Razorback student-athletes posted a GPA exceeding 3.0 and eclipsed a goal set to reach 3.2 or above by the year 2021. For the third consecutive year, Arkansas exceeded the national APR multi-year rate in all 19 sports. Graduation success rates continue to rise with more than 200 current or former Razorback student-athletes graduating in the past two years.

Student-athlete development has also been a priority including the continued success of the Razorback Leadership Academy, the first comprehensive leadership program of its kind in the Southeastern Conference. In the community, Razorback student-athletes volunteered more than 4,200 hours for various agencies, organizations and schools around the state.

Long helped lead the Razorback program to unprecedented success, all, while representing his institution and the state in one of the most influential positions in all of sports. Long's appointment as the first ever CFP chairman provided further evidence that he is already one of the most respected and influential leaders within intercollegiate athletics. In 2014, he chaired a committee of 13 distinguished individuals in selecting the best four teams for the inaugural playoff. Long was selected by his fellow committee members to serve as chairman again for the 2015 season.

Even before his appointment as the CFP Selection Committee's Chairman, Long's leadership and unwavering commitment to the student-athletes and maintaining integrity within intercollegiate athletics had not gone unnoticed. In 2013, Long was named as an Under Armour Athletics Director of the Year for the Football Bowl Subdivision. In 2012, Long was named a finalist for the SBJ/SBD Athletic Director of the Year. In the spring of 2012, the Donald W. Reynolds Foundation and longtime chairman Fred W. Smith made a combined gift of more than $1.25 million to the program in recognition of Long's leadership of Razorback Athletics.



The Long family (l-r): Jeff, Fanny, Christina, Stephanie and Cuddles.

A member of the Chancellor's Executive Committee, Long is helping to chart the course for the future of higher education at the University of Arkansas while integrating Razorback Athletics into the campus community. In each of the past five years, Razorback Athletics has transferred funds totaling more than $1 million to support the university's academic mission. For 2015-16, the department's total support of university and student programs and initiatives will include $2.25 million in direct funding of academic programs including financial support for Champions Hall, a new classroom and laboratory building, to serve the entire University of Arkansas student population.

Long was selected to replace legendary athletic director and former Razorback football coach Frank Broyles and even before he officially took the reins on Jan. 1, 2008, Arkansas announced that it would combine its previously independent men's and women's athletic programs. Long adeptly blended the athletic programs into one unified department and established a new administrative structure.

Under Long's leadership, the program has fortified its financial standing ensuring more support for the development of student-athletes. According to USA Today, Arkansas is one of only 23 financially self-sustaining FBS athletic programs in the nation. As economic indicators were beginning to point toward challenging economic times, Long signed Arkansas to a decade long deal with IMG College to form Razorback Sports Properties that guarantees the Razorback program $73 million. Long also negotiated an extensive all-sports apparel and footwear agreement with NIKE, Inc. for all 19 Razorback sports programs.

In 2010, Long moved to help meet the growing financial needs of fielding a nationally competitive all-sports program. The athletic department launched the "Answer the Call" campaign through the Razorback Foundation which resulted in more than 2,600 new members and helped generate more than $6.5 million in additional support for Razorback student-athletes.

In 2014-15, more than $45 million was raised in support of Razorback Athletics, marking the single best year of fundraising in the program's history. The total included a $10.65 million gift from the family of former Razorback and Dallas Cowboys owner Jerry Jones, the largest gift to athletics in more than two decades.

With an eye towards the future, Long commissioned a comprehensive plan to assess the future facility needs of the program. Unveiled in October 2011, the Razorback Athletic Facilities Master Plan provided a vision and the road map for $320 million of facility renovations and additions that will help all 19 Razorback sports remain competitive in the SEC and nationally over the next 30 years.

Projects already completed as part of the plan include the Fred W. Smith Football Center, the Fowler Family Baseball and Track Training Center, extensive renovations of the George Billingsley Tennis Center, Razorback Field (soccer) and the Fred W. Smith and Mary B. Smith Golf Training Facility. In the fall of 2014, the Razorback Track and Field Honors Plaza, featuring a statue of Arkansas' legendary coach John McDonnell, was dedicated at the outdoor track and field facility bearing his name (John McDonnell Field). In the fall of 2015, a Basketball Performance Center and the Jerry and Gene Jones Family Student-Athlete Success Center opened to Razorback student-athletes.

According to a recent economic impact study, Razorback Athletics will have an estimated economic impact of more than $1 billion in five years. The study estimated Razorback Athletics generates $153.6 million annually to the region's economy. Planned athletic construction during the course of the next five years will generate another $239.7 million.

A veteran administrator with a track record of the highest commitment to the concept of "student-athlete," Long has had more than two decades experience in athletic administration at the Division I level including at the University of Pittsburgh, University of Oklahoma, University of Michigan, Virginia Tech University, Eastern Kentucky University and Rice University. Long also understands the coach's perspective from time spent in coaching staff positions at Duke University, University of Michigan and North Carolina State University.

His experience as an athletic director and administrator in five of the six Bowl Championship Series conferences – the Big 12, Big Ten, Big East, Atlantic Coast and SEC - gives Long a uniquely informed perspective on intercollegiate athletics.

On the forefront of NCAA governance, Long has served on the NCAA Management Council, the NCAA's Sports Wagering Task Force and as a member of the Executive Committee of the Division I-A Athletic Directors' Association. Long served on the NCAA Championships/Sports Management Cabinet.

Prior to assuming his current roles at Arkansas, Long served for four years as the athletic director at the University of Pittsburgh. Long redefined Pitt athletics, most notably through the "Quest for Excellence" campaign that raised nearly $34 million to enhance the student-athlete experience. During his tenure, the program was selected No. 17 in the nation in the 2006 Sports Illustrated on Campus' All-Sport Rankings.
Before arriving at Pitt, Long was senior associate athletic director at Oklahoma for two and a half years overseeing external affairs for the Sooners. In addition, Long was the primary administrator for the Sooners' highly successful football and men's basketball programs, along with sport supervision of baseball, wrestling and both golf teams.

Long's first appointment as a director of athletics was at Eastern Kentucky where he served for two and a half years. Prior to Eastern, Long had a brief stay with Virginia Tech as an associate athletics director.

He began his career in college athletic administration at Michigan, hired by legendary coach and athletics director, the late Bo Schembechler. During his seasons with the Wolverines, Long was promoted through a series of posts to the position of associate athletics director.

A former two-sport athlete at Ohio Wesleyan, Long earned seven varsity letters for the Bishops in football and baseball before completing his degree in economics in 1982. He started his post-graduate career in athletics working on head coach Tom Reed's staff as a graduate assistant football coach at the cradle of coaches, Miami University of Ohio. Long earned his master's in education at Miami in 1983, moving on to football staff positions at Rice, Duke and N.C. State prior to joining Michigan.

An Ohio native from Kettering, Long is married to the former Fanny Gellrich of Ann Arbor, Mich. The Longs have two daughters, Stephanie and Christina.



ATHLETICS ADMINISTRATION



Jeff Long
Vice Chancellor &
Director of Athletics



Jon Fagg
Senior Associate AD
Development & Administration



Julie Cromer Peoples
Senior Associate AD/SWA
Admin & Sport Programs



Matt Trantham
Senior Associate AD
Internal Operations



Clayton Hamilton
Senior Associate AD
Business Operations & CFO



Chris Freet
Senior Associate AD
External Ops & Strategic Comm.



Chris Pohl
Associate AD
Event Management & Sport Admin.



Kevin Trainor
Associate AD
Public Relations



Eric Wood
Associate AD
Student-Athlete Services



Justin Maland
Associate AD
Facilities



Elvis Moya
Associate AD
Marketing & Fan Development



Tracey Stehlik
Associate AD
Compliance



Michelle Glover
Assistant AD
Broadcast Services



Kale Gober
Assistant AD
Development



Patrick Pierson
Assistant AD
Communications



Scott Sargent
Assistant AD
Facilities



Mark Scobey
Assistant AD
Ticket Operations



Mark Taurisani
Assistant AD
Football Operations



Kandice Thompson
Assistant AD
HR & Business Operations



Dave Van Horn
Baseball



Mike Anderson
Men's Basketball



Jimmy Dykes
Women's Basketball



Chris Bucknam
Men's Cross Country/
Track & Field



Lance Harter
Women's Cross Country/
Track & Field



Bret Bielema
Football



Brad McMakin
Men's Golf



Shauna Estes-Taylor
Women's Golf



Mark Cook
Gymnastics



Colby Hale
Women's Soccer



Courtney Deifel
Softball



Sean Schimmel
Swimming & Diving



Andy Jackson
Men's Tennis



Michael Hegarty
Women's Tennis



Jason Watson
Volleyball

BASEBALL SUPPORT STAFF



Corey Wood
Athletic Trainer



Mike Strouhal
Strength & Conditioning



Kelly Moore
Administrative Assistant
Camp Coordinator



John Thomas
Communications



Mark Taylor
Equipment



Chris Arnold
Orthopedic Physician



Al Gordon
Team Physician



Britta DeLay
Academics



Blake Anderson
Sports Turf Operations



Taylor McGillis
Digital Strategist



Roland Liwag
Content Strategist



Jimmy Sanchez
Marketing

ABOUT THE FOUNDATION

As the primary fundraising organization for Arkansas Athletics, the mission of the Razorback Foundation Inc. is to support the athletic endeavors of the University of Arkansas. The Foundation assists our student-athletes by providing financial support for scholarships, facilities and various programs that enable them to realize their dreams of achieving a quality college education while participating in athletics on a nationally competitive level.

WHY WE NEED YOUR HELP

Through contributions from our members, who understand the need and cost of maintaining a premier athletic program, we are able to provide scholarship support, funding for facility enhancements and financial assistance to other programs designed to elevate student-athletes and Arkansas Athletics.

Being an active member of the Razorback Foundation is not only an investment in the athletic program and the University of Arkansas, it also unlocks many special benefits to you. Those include priority access to season tickets and parking for athletic events, priority points, membership thank you packet, invitations to exclusive member-only events plus more!

JOIN TODAY!

There is no better way to support Razorback Athletics than to contribute to the Razorback Foundation Annual Fund. Your gift, no matter the size, will significantly impact the lives of more than 460 student-athletes.

Several membership levels are available and you may designate your gift(s) to football, men's basketball, baseball, men's Olympic sports and/or women's sports. Gifts may be made outright or via automatic payment plans. The Foundation also offers a Collegiate Membership for current University of Arkansas students as well as a Young Alumni Program for recent graduates.

For more information about membership levels, benefits and other giving opportunities, please contact us at 877-436-0013 or gohogs@razorbackfoundation.com. More information may be found at razorbackfoundation.com.



SCOTT VARADY
Executive Director



BILLYE HAWKINS-VETEO
Chief Financial Officer



JOHN MATSKO
Senior Associate Director



NORM DeBRIYN
Associate Director



MARVIN CASTON
Associate Director



ELIZABETH SULLIVAN
Assistant Director



DEAN WEBER
Assistant Director



TERRY PRENTICE
Assistant Director



CHARLOTTE FAUCETTE
Member Relations



JACKIE ROLLINS
Member Relations



DEBBIE SCOGGIN
Member Relations



JULIA WOODS
Member Relations



CASSY FRITZ
Member Relations



HUNTER SAGELY
Special Initiatives Coordinator



HAROLD HORTON
Executive Director Emeritus

@RazorFoundation **/RazorbackFoundation** **/RazorbackFoundation**

#PROHOGS



DODGERS
Mike Bolsinger



RAYS
Logan Forsythe



ANGELS
Craig Gentry



TIGERS
James McCann



RAYS
Drew Smyly



RANGERS
Andy Wilkins

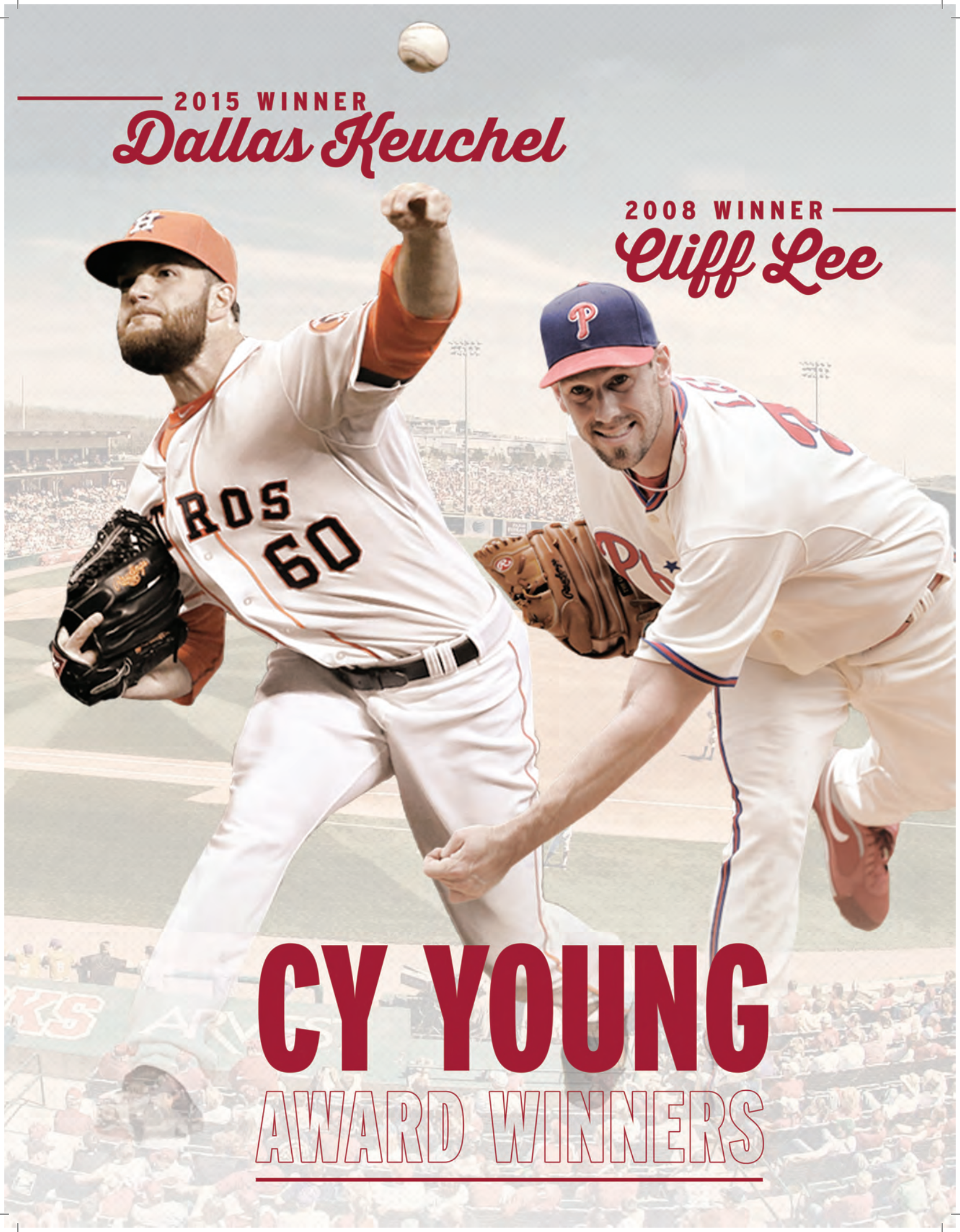
2015 WINNER
Dallas Keuchel
2008 WINNER
Cliff Lee
CY YOUNG
AWARD WINNERS

2016 Razorbacks SCHEDULE

February

	1	2	3	4	5	6
7	8	9	10	11	12	13
14	15	16	17	18	19 CENTRAL MICHIGAN 3:05 PM	20 CENTRAL MICHIGAN 2:05 PM
21 CENTRAL MICHIGAN 12:05 PM	22	23 MISS. VALLEY ST. 3:05 PM	24 MISS. VALLEY ST. 3:05 PM	25	# 26 RICE 7:00 PM	# 27 HOUSTON 3:30 PM
# 28 TEXAS TECH 11:00 AM	29					

March

		1	2 LOUISIANA TECH 3:05 PM	3	4 EASTERN ILLINOIS 3:05 PM	5 EASTERN ILLINOIS 12:05 PM
6 EASTERN ILLINOIS 1:05 PM	7	8 GONZAGA 3:05 PM	9 GONZAGA 3:05 PM	10	11 WESTERN ILLINOIS 3:05 PM	12 WESTERN ILLINOIS 2:05 PM
13 WESTERN ILLINOIS 1:05 PM	14	15 GRAMBLING STATE 6:35 PM	16 GRAMBLING STATE 3:05 PM	17	18 SOUTH CAROLINA* 6:30 PM	19 SOUTH CAROLINA* 3:00 PM
20 SOUTH CAROLINA* 12:30 PM	21	22	23	24	25 AUBURN* 6:35 PM	26 AUBURN* 6:05 PM
27 AUBURN* 1:05 PM	28	29 OKLAHOMA STATE 6:00 PM	30	31		

April

					1 MISSOURI* 6:35 PM	2 MISSOURI* 7:30 PM
3 MISSOURI* 12:30 PM	4	5	% 6 MEMPHIS 6:30 PM	7	8 OLE MISS* 6:30 PM	9 OLE MISS* 7:00 PM
10 OLE MISS* 12:00 PM	11	^ 12 LOUISIANA MONROE 6:35 PM	13	14 FLORIDA* 8:00 PM	15 FLORIDA* 6:35 PM	16 FLORIDA* 2:05 PM
17	18	19 CREIGHTON 6:00 PM	20	21 KENTUCKY* 6:00 PM	22 KENTUCKY* 6:30 PM	23 KENTUCKY* 12:00 PM
24	25	26 OKLAHOMA STATE 6:35 PM	27	28	29 TEXAS A&M* 6:35 PM	30 TEXAS A&M* 2:00 PM

May

1 TEXAS A&M* 1:00 PM	2	3 MISSOURI STATE 6:35 PM	4	5	6 LSU* 7:00 PM	7 LSU* 6:30 PM
8 LSU* 1:00 PM	9	10	11	12	13 ALABAMA* 6:35 PM	14 ALABAMA* 6:05 PM
15 ALABAMA* 1:05 PM	16	17 MISSOURI STATE 6:35 PM	18	19 MISSISSIPPI STATE* 6:30 PM	20 MISSISSIPPI STATE* 6:30 PM	21 MISSISSIPPI STATE* 5:00 PM
22	23	24	25	26	27	28
29	30	31				

SEC TOURNAMENT MAY 24-29 Hoover, Ala.

HOME | AWAY

*SEC games | All home games will be held at Baum Stadium | All times are CT and subject to change

Houston, Texas (Minute Maid Park) | % Memphis, Tenn. (AutoZone Park) | ^ N. Little Rock, Ark. (Dickey-Stephens Park)

@RazorbackBSB