

THE 1964 RAZORBACKS



**RESPECT THE PAST.
REPRESENT THE FUTURE.**



THE 2014 RAZORBACKS

ARKANSAS

2014 ARKANSAS SENIORS



40
Patrick
ARINZE
FULLBACK
5'10" 257
LA MESA, CALIF.



52
Daunte
CARR
LINEBACKER
6'3" 224
GAINESVILLE, GA.



75
Luke
CHARPENTIER
CENTER
6'4" 310
CUT OFF, LA.



7
Tiquention
COLEMAN
LINEBACKER
5'10" 212
MAULDIN, S.C.



74
Brey
COOK
OFFENSIVE GUARD
6'7" 322
SPRINGDALE, ARK.



82
Alan
D'APPOLLONIO
SNAPPER
6'0" 238
PHOENIX, ARIZ.



11
AJ
DERBY
TIGHT END
6'5" 255
IOWA CITY, IOWA



86
Trey
FLOWERS
DEFENSIVE END
6'4" 268
HUNTSVILLE, ALA.



43
John
HENSON
KICKER
5'11" 172
SOUTHLAKE, TEXAS



92
Sam
IRWIN-HILL
PUNTER/KICKER
6'3" 209
BENDINGO, AUS.



79
Cameron
JEFFERSON
OFFENSIVE LINE
6'6" 300
LAS VEGAS, NEV.



67
Johnathan
McCLURE
OFFENSIVE LINE
6'4" 330
WICHITA, KAN.



23
Tevin
MITCHEL
CORNERBACK
6'0" 190
MANSFIELD, TEXAS



34
Braylon
MITCHELL
LINEBACKER
6'3" 235
N. LITTLE ROCK, ARK.



47
Martrell
SPAIGHT
LINEBACKER
6'0" 232
LITTLE ROCK, ARK.



70
Chris
STRINGER
OFFENSIVE TACKLE
6'7" 331
RANCHO CUCAMONGA,
CALIF.




27
Alan
TURNER
SAFETY
6'0" 204
JUNCTION CITY, ARK.



21
Carroll
WASHINGTON
CORNERBACK
6'0" 185
BALTIMORE, MD.



85
Demetrius
WILSON
WIDE RECEIVER
6'3" 198
GLENDALE, ARIZ.



THE REVEAL BY EM LOGO FEATURED ON THE COVER OF THE 2014 ARKANSAS FOOTBALL MEDIA GUIDE UTILIZES THE LATEST TECHNOLOGY TO BRING FANS CLOSER THAN EVER TO THE RAZORBACKS. FANS CAN DOWNLOAD REVEAL BY EM IN THE APP STORE ON ITUNES AND SCAN FOR ENHANCED CONTENT THROUGHOUT THE SEASON INCLUDING INTERVIEWS AND HIGHLIGHT VIDEOS TO GIVE FANS AN INSIDE LOOK AT RAZORBACK FOOTBALL ALL YEAR LONG. CHECK BACK OFTEN AS THE CONTENT WILL CHANGE THROUGHOUT THE SEASON.

THE 2014 SEASON MARKS THE 50TH ANNIVERSARY OF THE PROUDEST MOMENT IN ARKANSAS RAZORBACK FOOTBALL HISTORY AS THE 1964 SQUAD WAS THE ONLY UNDEFEATED TEAM IN THE NATION WITH AN 11-0 RECORD AND WON THE NATIONAL CHAMPIONSHIP GIVEN BY THE FOOTBALL WRITERS ASSOCIATION OF AMERICA AND THE HELMS ATHLETIC FOUNDATION. AS A TRIBUTE, THE 2014 SENIOR CLASS ELECTED TO REPLICATE THE COVER OF THE 1964 FOOTBALL MEDIA GUIDE.

1-0

THE ARKANSAS WAY

WE APPROACH SUCCESS ONE DETAIL AT A TIME

Just as every championship is won 1 GAME AT A TIME, individual games are won 1 PLAY, 1 POSSESSION, and 1 QUARTER AT A TIME. Similarly, practice is won 1 DRILL AT A TIME, and every workout is won with each and every rep; 1 AT A TIME.

In order to expect championship results, you must first be able to attack any opportunity to improve yourself as if your entire career depends on it. Playing on Sundays does not come without success on Saturdays, and success on Saturdays only comes with victories
EACH AND EVERY DAY OF THE WEEK.

Only when you are able to take on the individual tasks with a singular focus and intensity, will you truly succeed as a student-athlete at the elite level. Our coaching staff's entire philosophy is dedication to establishing this level of focus within all of our players.

OUR GOAL AS A PROGRAM IS TO WIN A CHAMPIONSHIP

That starts by developing fundamentally sound players and molding mentally strong men. We need men that are willing to work to become the best student-athletes they can be. Whether it be in the classroom, in the community, on the practice field, or on gameday, we need men that are willing to win at each and every opportunity they get.


1-0, EVERY TIME.



ARKANSAS®
FOOTBALL



**Alvin
BAILEY**
TACKLE




**Bobbie
WILLIAMS**
GUARD

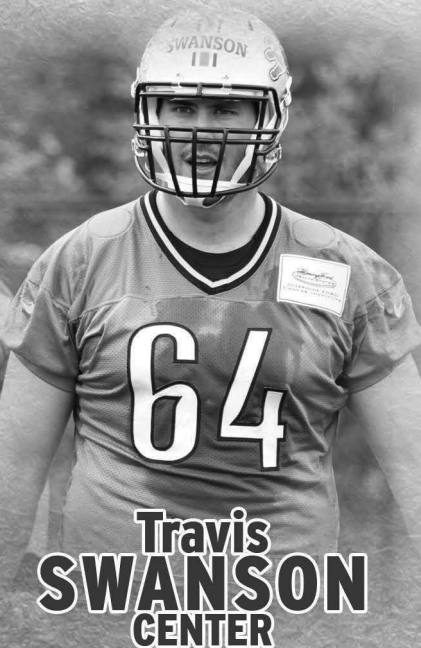


**Mitch
PETRUS**
GUARD

**A FORMER RAZORBACK HAS PLAYED ON THE
SUPER BOWL-WINNING TEAM IN EACH OF
THE LAST FIVE YEARS**



**Chris
SMITH**
DEFENSIVE END



**Travis
SWANSON**
CENTER




**Kiero
SMALL**
FULLBACK

RAZORBACK

**ARKANSAS HAD 4 PLAYERS SELECTED IN THE 2014
NFL DRAFT. IN THE LAST FOUR DRAFTS, ARKANSAS'
12 OFFENSIVE PLAYERS SELECTED RANKS SECOND IN
THE SEC AND TIED
FOR FOURTH IN THE NCAA.**



**Jarius
WRIGHT**
WIDE RECEIVER



**Darren
McFADDEN**
RUNNING BACK

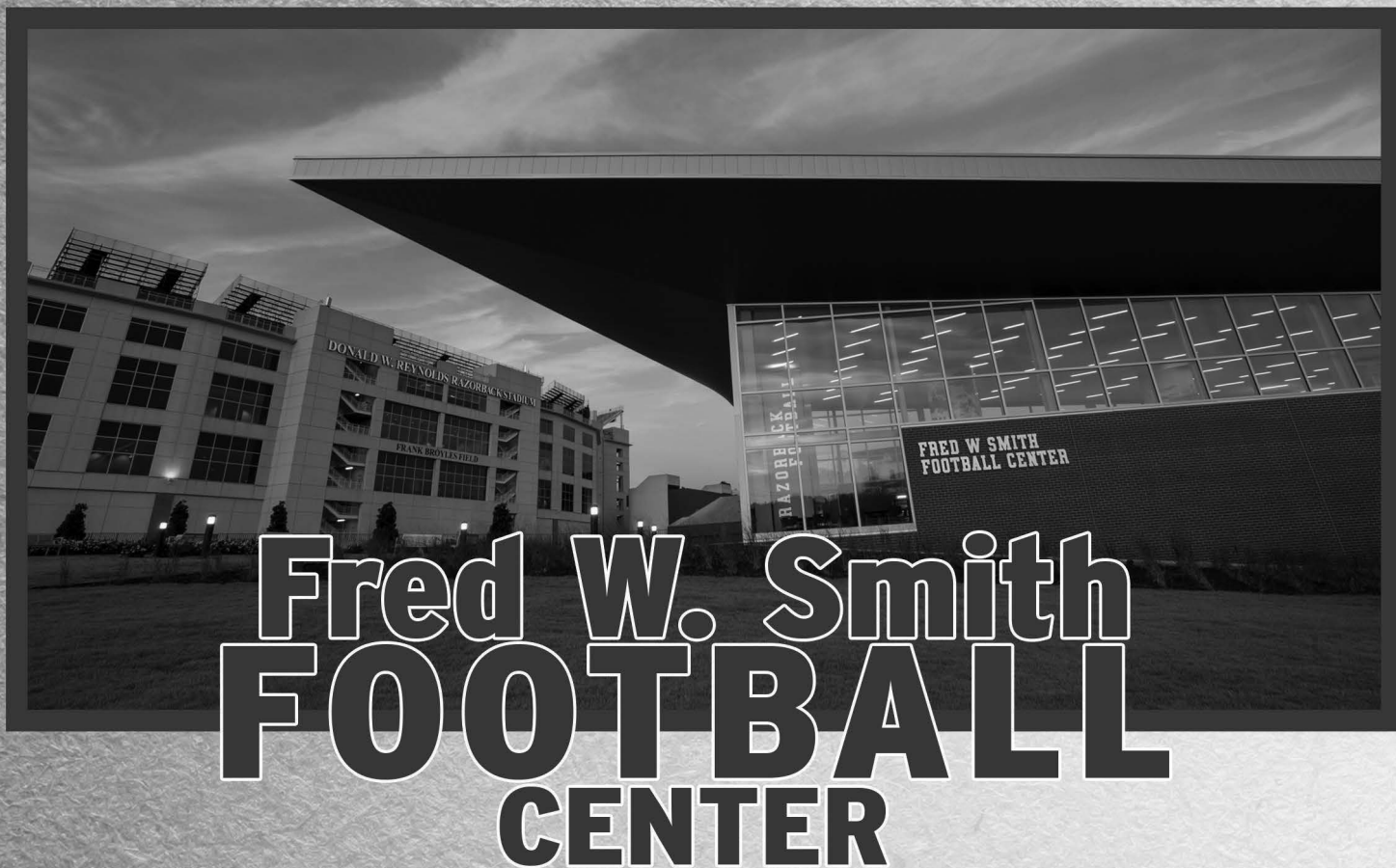


**Knile
DAVIS**
RUNNING BACK



**Jason
PETERS**
TACKLE

ACKS IN THE 






IN SEPTEMBER OF 2013 THE FRED W. SMITH FOOTBALL CENTER WAS OFFICIALLY DEDICATED IN FRONT OF HUNDREDS OF SPECIAL GUESTS, INCLUDING THE NAMESAKE OF THE BEAUTIFUL NEW HOME OF RAZORBACK FOOTBALL.



FOOTBALL

THE 80,000 SQUARE-FOOT FRED W. SMITH FOOTBALL CENTER INCLUDES A SPACIOUS LOCKER ROOM, TEAM MEETING ROOMS, TRAINING ROOM, EQUIPMENT ROOM, A STUDENT-ATHLETE LOUNGE AND STUDY AREA, COACHES' OFFICES, A RECRUITING RECEPTION AREA AND FOOTBALL DISPLAYS CELEBRATING THE TRADITION OF RAZORBACK FOOTBALL. IN THE FALL OF 2012 AS PART OF THE FOOTBALL CENTER PROJECT, TWO NEW PRACTICE FIELDS AND A PARKING DECK WERE COMPLETED SOUTH OF THE WALKER FAMILY TRAINING CENTER, PROVIDING THE FOOTBALL TEAM WITH SPECTACULAR NEW PRACTICE VENUES AND UNIVERSITY FACULTY AND STUDENTS WITH APPROXIMATELY 225 COVERED PARKING SPACES.



"IT IS APPARENT FRED W. SMITH AND HIS FAMILY ARE EXTREMELY PROUD OF THE UNIVERSITY OF ARKANSAS AND ALL IT REPRESENTS. THEY HAVE BEEN LONG-TIME FERVENT ADVOCATES OF THE RAZORBACKS AND THE ENTIRE STATE. HE IS A MAN OF FEW WORDS AND LOTS OF ACTION AND HIS GENEROSITY HAS ONCE AGAIN DEMONSTRATED A STRONG DEVOTION TO OUR MISSION OF WINNING CHAMPIONSHIPS. I AM A BIG BELIEVER IN PREPARING STUDENT-ATHLETES FOR FOOTBALL AND FOR LIFE AND I AM PLEASED TO ASSOCIATE FRED W. SMITH'S NAME WITH THE FACILITY THAT WILL AMPLIFY OUR FOCUS IN THESE AREAS FOR COUNTLESS FUTURE RAZORBACKS."

- ARKANSAS FOOTBALL HEAD COACH BRET BIELEMA

LCENTER


A black and white photograph of Bret Bielema, head coach of the Arkansas Razorbacks. He is wearing a white jacket with the Razorback logo on the chest, a headset with a microphone, and sunglasses. He is pointing his right index finger towards the left. The background is a textured, light-colored surface.

**Bret
BIELEMA**
HEAD COACH


THE CURRENT ARKANSAS COACHING STAFF HAS:

**4 NATIONAL CHAMPIONSHIPS
29 CONFERENCE CHAMPIONSHIPS
157 NFL DRAFT PICKS
27 1ST-ROUND NFL DRAFT PICKS
27 MAJOR AWARD WINNERS
210 ALL-CONFERENCE PLAYERS
181 YEARS OF COACHING EXPERIENCE
33 ALL-AMERICANS**

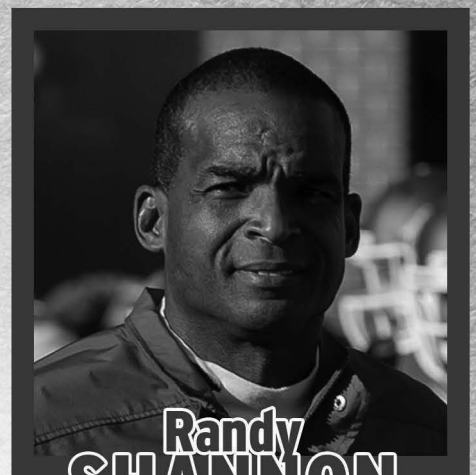
COACHIN



Jim
CHANNEY
OFF. COORD./QB




Robb
SMITH
DEF. COORD./SECONDARY




Randy
SHANNON
SR. ASSOC. HC/LB




Sam
PITTMAN
ASSOC. HC/OL



Clay
JENNINGS
ASST. COACH - DB




Barry
LUNNEY JR.
ASST. COACH - TE



Rory
SEGREST
ASST. COACH - DL/ST



Michael
SMITH
ASST. COACH - WR



Joel
THOMAS
ASST. COACH - RB

IG STAFF



"IT'S BEEN A PLEASURE FOR HIM. HE REALLY ENJOYED THE FOOTBALL TEAM. HE CAME BACK TO FINISH OUT HIS ELIGIBILITY BUT HE HAS LOVED ARKANSAS. THE TEAM WAS GREAT FOR HIM AS WELL AS HIS COACHES. HE LOVES COACH BIELEMA. COACH B IS ONE OF HIS FAVORITE COACHES. HE LOVES ROBERT AND ROBERT LOVES HIM. HE'S GONE OUT OF HIS WAY WITH MY SON, NOT ONLY ON THE FIELD BUT ALSO OUTSIDE THE FOOTBALL FIELD. HE'S THE FIRST OF MY FOUR CHILDREN TO GRADUATE. TO SEE MY SON GRADUATE AND MOVE ON HAS BEEN

AN INCREDIBLE BLESSING."

ROSLYNN THOMAS, MOTHER OF 2013 TEAM CAPTAIN DT - ROBERT THOMAS

**TWO
STUDENT-ATHLETES
WITH A**

4.0 GPA

**A+
A+
A+
A+
A+**

**31 STUDENT-ATHLETES MADE THE
ATHLETIC DEPT. HONOR ROLL**



"IT WAS A WONDERFUL JOURNEY. HE SAID WHEN HE CAME HERE FOR THE ONE-DAY CAMP THAT THIS IS EXACTLY WHERE HE WANTED TO BE, AND HE WAS BLESSED TO BE ABLE TO COME. THROUGH ALL THE GREAT YEARS AND CHALLENGES, WE STILL FEEL EXACTLY THE SAME WAY. THIS WAS A WONDERFUL JOURNEY FOR HIM, AND WE'RE LOOKING FORWARD TO CONTINUING IT. THE COACHING STAFF IS PHENOMENAL. FANTASTIC. WE REALLY FEEL LUCKY TO BE ABLE TO AT LEAST GET ONE YEAR WITH THEM. I WISH WE HAD MORE. I'M EXCITED FOR HIS FUTURE AND VERY PROUD OF HIM. GRADUATING WAS A HUGE GOAL FOR HIM TO SET AND ACCOMPLISH."

GINA SWANSON, MOTHER OF 2013 TEAM CAPTAIN AND ALL-AMERICAN C - TRAVIS SWANSON

ACADI

RAZORBACK FOOTBALL

MAKING THE GRADE

"I'VE FELT VERY COMFORTABLE. FROM HEARING FROM HIM, I LIKED THE EXPERIENCE. IT WAS VERY OPEN AS FAR AS THE ACADEMIC SIDE AS WELL AS THE ATHLETIC SIDE. THE COACHING STAFF DEFINITELY WAS A GOOD FIT FOR HIM, FOR HIS STYLE OF FOOTBALL. I WISH WE WOULD HAVE HAD MORE TIME, BUT I BELIEVE THAT THE SYSTEM THEY HAVE IN PLACE IS DEFINITELY GOING TO WORK. IT'S GOING TO MOVE THEM FORWARD. I'M SO EXCITED HE GRADUATED BECAUSE HE WORKED HARD AND EARNED IT."
LESLIE STITH, MOTHER OF 2013 TEAM CAPTAIN FB - KIERO SMALL

28 STUDENT-ATHLETES
MADE THE SEC HONOR ROLL




10

STUDENT-ATHLETES
ON THE AD LIST
(3.5-3.99)

43 STUDENT-ATHLETES FINISHED
WITH A 3.0 OR HIGHER FOR THE FALL

3.0	3.0	3.0	3.0	3.0
3.0	3.0	3.0	3.0	3.0
3.0	3.0	3.0	3.0	3.0
3.0	3.0	3.0	3.0	3.0
3.0	3.0	3.0	3.0	3.0
3.0	3.0	3.0	3.0	3.0
3.0	3.0	3.0	3.0	3.0
3.0	3.0	3.0	3.0	3.0
3.0	3.0	3.0	3.0	3.0

11 GRADUATES
FOR THE FALL



"IT WAS AN AMAZING EXPERIENCE, AND HE ENJOYED EVERY MINUTE OF IT. HE GREW ACADEMICALLY AND ATHLETICALLY, AS WELL AS A YOUNG MAN. AS A PARENT, TO SEE HIM MAKE THOSE LEAPS FROM HIGH SCHOOL TO COLLEGE, HAS BEEN AN AMAZING EXPERIENCE FOR HIM. I CAN'T SAY ANYTHING BUT AMAZING THINGS. HE HAS AN OLDER BROTHER THAT GRADUATED FROM VANDERBILT AND HIS TWIN BROTHER GRADUATED IN DECEMBER AS WELL. I AM THE FIRST PARENT IN MY FAMILY TO HAVE THREE CHILDREN GRADUATE FROM COLLEGE SO IT IS WONDERFUL AND I AM JUST SO PROUD."
XAVIERS HERNDON, FATHER OF WR - JAVONTEE HERNDON

EMICS



ESPN

MLB

NFL

NCAAF

NASCAR

TENNIS

NCAAF

GOLF

MORE SPORTS

WATCH

FANTASY

ESPW

REAL

AF Home

Blogs

Recruiting

Scores

Schedule

Rankings

Standings

Stats

Teams

Bowls

Draft

Odds

Resources

Tickets

SPORTSCENTER VIDEOS

HEADLINES

MY HEADLINES

Mic Check

- PSU board authorizes Sandusky settlements
- LSU's Will pleads guilty, but avoids jail time
- Big Ten reveals nine-game look
- FSU player's ring: Nice, but reads SEC on it
- Ex-Ohio St. prez Gee was slow to apologize
- Ex-Penn State president Spanier sues Fresh
- Former Texas QB: Host of schools interested
- Thomas brothers dismissed from Kentucky
- Ohio St. fan beats cancer he called 'Michigan'
- Diversity inhibitor: College sports regressed
- Convicted Holmes expelled from Va. Tech
- Cops linked car of Terps' Brown to shooting
- Steele: Florida, UCLA facing tough schedules



FOX SPORTS

NFL

MLB

NASCAR

NBA

NHL

NCAAF

NCAAB

GOLF

SOCCER

UFC

VIDEO

WRITERS

SHOP

RADIO

FANTASY

MORE

NCA FOOTBALL

RECRUITING

SCORES

STANDINGS

SCHEDULE

STATS

PHOTOS

TEAMS

POLLS

POWER RANKINGS

VIDEO

ODDS

PHONE

CAA FOOTBALL HEADLINE:

SNEAK PEAK

SPRING FOOTBALL OFFERS FIRST LOOK AT BIELEMA'S RAZORBACKS
TEN BURNING QUESTIONS

- Spring football: Stories to watch
- Ten burning questions
- Coach challenges Manziel as spring opens
- Golden: Good tempo, start for 'Canes
- FSU, Boise State announce home-and-home series
- Ex-Montana QB acquitted in high-profile rape case

College Football

imington Trophy

ighlights 44 cent

Chip Patterson | College Football Writer

9, 2013 10:31 am ET

Like

0

Tweet

0

+1

0

Share

log wild: Bielema's Signing Day

et Bielema grew up on a hog farm, but corraling top recruits is a whole different imal. Dennis Dodd gets an inside look at the drama encircling a prized RB. Story

Top Headlines

- Collins' dad signs letter, mom hires lawyer
- Meyer wants Big Ten to step up recruiting game
- NCAA to court: Toss out Pa. gov's PSU lawsuit
- RichRod up for contract extension with Arizona
- Nebraska, Colorado announce four-game series
- Trustee who fired Paterno to leave Penn State
- Michigan leads in attendance for 15th straight year
- Okl. State hires Yurchak as offensive coordinator
- Montana QB welcomed back ahead of rape trial
- Niendiche picks Ole Miss Top OT Tuntal follows

FOX SPORTS

NFL

MLB

NASCAR

NBA

NHL

NCAAF

TENNIS

GOLF

SOCCER

UFC

VIDEO

WRITERS

SHOP

RADIO

FANTASY

MORE

NCA FOOTBALL

RECRUITING

SCORES

STANDINGS

SCHEDULE

STATS

PHOTOS

TEAMS

POLLS

POWER RANKINGS

VIDEO

ODDS

PHONE

CAA FOOTBALL HEADLINE:

HIRE LEARNING

Former UFC star Stann joins ACC football announcing crew- Ex-Penn State president Spanier initiates libel case vs. Fresh
- Fresco's bro to play D2 football after retiring from pro baseball
- OSU president Gee, now retired, was slow to apologize
- Military Bowl reaches deal with American Athletic Conference



NCAAF

NCAAF

Final

72

Final

76

Final

45

Final

45

Arkansas RB runs past his bizarre signing day tale

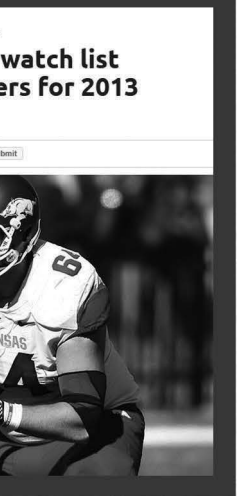
Read Story

VIDEO: Breaking down

Paul Myerberg

USA TODAY SPORTS

NATIONAL



watch list
ers for 2013



[NFL](#) [MLB](#) [NBA](#) [NHL](#) [NCAAF](#) [NCAAB](#) [NASCAR](#) [Golf](#) [UFC](#) [Soccer](#) [More](#) [NBC Sports](#) [ThePostGame](#) [Shop](#) [Fan!](#)

[News](#) [Scores & Schedules](#) [Standings](#) [Rankings](#) [Recruiting](#) [Stats](#) [Team Sites](#) [Message Boards](#) [Video](#) [Blog](#) [Picks](#) [Odds](#) [Tickets](#)

BLOG Dr. Saturday
og call: Razorbacks' rebuilding begins

BLOG Dr. Saturday
Voters: Keep quiet ... or else

BLOG Dr. Saturday
Five things learned from Rivals Camp Series in Phoenix

BY ANDY GREENWALD

BY BILL SIMMONS

Column? BY BRIAN CURTIS

GRANTLAND

POWERED BY SUBWAY

HOME FEATURES BLOGS CONTRIBUTORS SIMMONS QUARTERLY PODCASTS VIDEO CONTACT ESPN.COM

ADD CREAMY AVOCADO TO ANY SUB. ANY TIME.

ADD-VOCADO

VIDEO

Grantland Channel

Jalen Rose and Bill Simmons grill NBA prospect Alex Len about his injury and his girlfriend, who can dunk

THE TRIANGLE

SPORTS NEWS

Head Hog

JORDAN CONN

by Bret Bielema chose to leave a Big 10 program that made three straight Rose Bowls to sh a middle-of-the-pack SEC team. READ MORE

Everything Matters

to understand (and enjoy) Game 7 of the NBA Finals.

ZACH LOWE

Goldberry: What happens when LeBron attacks

About Last Night: Miami Make It Back-to-Back

Today 8:46 AM ET

BY SPIKE FRIEDMAN

Stanley Cup Final: The Five Factors of Game 5 (And Beyond)

Today 9:40 AM ET

Grantland on Your Side: Alliterative Destinations of Week 7

Yesterday 2:50 PM ET

TOP STORIES

Bronnan: NCAA gets it wrong again

Penn State's new future with scholarships

Ranking Heisman contenders after 4 weeks

Hoke: QB 'too intelligent' to stay in funk

Ole Miss QB to 'put points' on 'Bama

NCAA prez, ADs discuss 'a lot of change'

USC AD's take on PSU's scholarships

BCS leaders to meet on committee

Meyer's quandary: Two Heisman QBs

Can any team keep up with Baylor?

Clemson WR to miss time for gesture

Stanford player to sit half for targeting

COLLEGE FOOTBALL

THEMMQB NCAAF MLB NBA NCAAB GOLF NHL SOCCER TENNIS MORE FANTASY PHOTOS VIDEOS

HEISMAN VOTE

ROLLOVER TO VOTE NOW!

PRESENTED BY

FAIR PLAY: QB, Coach, Park Yards, 2013, 100

Hog Wild

Arkansas' Alex Collins is among the SEC's best freshmen, and he's not ready to stop there. BY CHRIS JOHNSON

Alex Collins | Photo: Danny Johnston/AP

College football Power Rankings

NCAA to restore PSU scholarships

Arkansas' Alex Collins starting well

HEISMAN VOTE

ROLLOVER TO VOTE NOW!

PRESENTED BY

SPN & WatchESPN.com: Florida State vs. Pitt, 8 p.m. ET

Raising The Curtain

opening weekend served as an audition of sorts. Who had the best/worst debuts? On The Mark's

Ex-heavyweight champ Morrison dies at 44

Shanahan: RG III will start Monday opener

Pats: Gronk 'moving forward' Injury will

Jets sign QB Quinn; Sanchez status in doubt

Navy finishes historic Cuba-to-Florida swim

Tigers top Red Sox as Cabrera sits again

Texans' Smith forgives Incognito, himself

Pack add Wallace as backup QB Analysis

Source: 49ers sign 4th-round draft pick WR

Man arrested for trying to steal Wrigley sign

Fantasy: Insider cheat sheet ADP trends

PRO MLB Freeman's HR, 5 RBIs lead Braves by Mets win

IT'S A WINNING GAME DAY FLAVOR

COLLEGES

Collins finds room to run at Arkansas

Arkansas' Alex Collins has room to run at Arkansas. He's the only freshman to start in the SEC's toughest conference, and he's not ready to stop there. BY CHRIS JOHNSON

Alex Collins | Photo: Danny Johnston/AP

Arkansas' Alex Collins starting well

HEISMAN VOTE

ROLLOVER TO VOTE NOW!

PRESENTED BY

EXPOSURE



**Darren
McFADDEN**
RUNNING BACK

**DARREN MCFADDEN WAS THE DOAK WALKER
AWARD WINNER AND HEISMAN TROPHY
RUNNER-UP IN 2006 AND 2007.**



**Jonathan
LUIGS**
CENTER

**JONATHAN LUIGS EARNED THE
RIMINGTON TROPHY AS THE MOST
OUTSTANDING COLLEGIATE CENTER
IN 2007.**

**SINCE 2006, UNIVERSITY OF ARKANSAS PLAYERS HAVE TRAVELED TO THE FOLLOWING LOCATIONS
FOR AWARDS AND NATIONAL RECOGNITION.**

NEW YORK, N.Y. – HEISMAN TROPHY

NEW YORK, N.Y. – SULLIVAN AWARD

NEW HAVEN, CONN. – WALTER CAMP ALL-AMERICA TEAM

ORLANDO, FLA. – HOME DEPOT COLLEGE FOOTBALL AWARDS

DALLAS, TEXAS – DOAK WALKER AWARD

PHOENIX, ARIZ. – PLAYBOY ALL-AMERICA WEEKEND

TAMPA, FLA. – PREMIER PLAYER AWARD

BETHPAGE, N.Y. – MACKEY AWARD

OMAHA, NEB. – JOHNNY "THE JET" RODGERS AWARD

LINCOLN, NEB. – RIMINGTON TROPHY

JOHNNY "THE JET" RODGERS AWARD WINNER 2011 • MACKEY AWARD WINNER 2010

DISNEY SPIRIT AWARD WINNER 2010 • SULLIVAN AWARD FINALIST 2010

RIMINGTON TROPHY WINNER 2007 • DOAK WALKER AWARD WINNER 2006 & 2007

HEISMAN TROPHY RUNNER-UP 2006 & 2007 • OUTLAND TROPHY WINNER 1954 & 1966

62 ALL-AMERICAN SELECTIONS • 112 ALL-SEC SELECTIONS

284 FIRST-TEAM ALL-CONFERENCE SELECTIONS

INDIVIDUA

JOE ADAMS WON THE INAUGURAL JOHNNY "THE JET" RODGERS NATIONAL RETURN SPECIALIST AWARD IN 2011 AFTER LEADING THE COUNTRY WITH FOUR PUNT RETURN TOUCHDOWNS, TYING THE SEC SINGLE-SEASON RECORD. ADAMS ALSO LED THE SEC AND RANKED SECOND IN THE NCAA WITH HIS AVERAGE OF 16.89 YARDS PER PUNT RETURN AND TIED THE SEC SINGLE-GAME RECORD WITH TWO PUNT RETURN TOUCHDOWNS IN THE SEASON OPENER.



**Joe
ADAMS
WIDE RECEIVER/
RETURNER**



**D.J.
WILLIAMS
TIGHT END**



D.J. WILLIAMS WAS NAMED THE RECIPIENT OF THE DISNEY SPIRIT AWARD, GIVEN TO COLLEGE FOOTBALL'S MOST INSPIRATIONAL PLAYER, TEAM OR FIGURE, AND THE MACKEY AWARD AS THE BEST TIGHT END IN COLLEGE FOOTBALL IN 2010. HE WAS THE FIRST STUDENT-ATHLETE IN ARKANSAS HISTORY TO WIN EITHER AWARD AND ALSO THE FIRST RAZORBACK TO BE NAMED A FINALIST FOR THE SULLIVAN AWARD, PRESENTED TO THE OUTSTANDING AMATEUR ATHLETE IN THE UNITED STATES.

AL HONORS



Hog Walk - UPON THE RAZORBACKS' ARRIVAL ON GAMEDAY AT DONALD W. REYNOLDS RAZORBACK STADIUM, THE TEAM WALKS THROUGH A HUMAN TUNNEL FORMED IN THE PARKING LOT AS THEY MAKE THEIR WAY FROM THE BUS TO THE LOCKER ROOM. THIS TRADITION, KNOWN AS THE HOG WALK, CONTINUES TO BRING TOGETHER FANS YOUNG AND OLD TO PASS ON WELL-WISHES TO THE TEAM BEFORE EACH GAME

War Memorial
STADIUM
LITTLE ROCK



Donald W. Reynolds Razorback
STADIUM
FAYETTEVILLE

GAME



Tusk – TUSK IV IS A RUSSIAN BOAR WHICH CLOSELY RESEMBLES THE WILD HOG OF HUGO BEZDEK'S DAY AND CURRENTLY SERVES AS THE OFFICIAL LIVE MASCOT OF THE RAZORBACKS. TUSK IV IS IN HIS FOURTH FULL SEASON IN 2014 AFTER DEBUTING AT THE 2011 ALLSTATE SUGAR BOWL. TUSK IV IS CARED FOR BY THE STOKES FAMILY OF DARDANELLE, ARK., AND IS SUPPORTED BY THE LEGACY PROGRAM KNOWN AS THE TUSK FUND, WHICH FANS CAN PARTICIPATE IN BY SENDING THEIR SUPPORT IN CARE OF THE RAZORBACK FOUNDATION, INC.



**"IT TOOK AN ARKANSAN AND A RAZORBACK TO SHOW THE
WORLD HOW TO BUILD A STADIUM"**

JEFF LONG, ARKANSAS VICE CHANCELLOR AND DIRECTOR OF ATHLETICS

EDAY

2014 ARKANSAS FOOTBALL MEDIA GUIDE TABLE OF CONTENTS

THIS IS ARKANSAS FOOTBALL	
2014 ARKANSAS FOOTBALL SENIORS.....	IFC
1-0	1
RAZORBACKS IN THE NFL.....	2-3
FRED W. SMITH FOOTBALL FACILITY.....	4-5
ARKANSAS FOOTBALL COACHING STAFF.....	6-7
RAZORBACK ACADEMICS.....	8-9
NATIONAL EXPOSURE.....	10-11
INDIVIDUAL HONORS.....	12-13
GAMEDAY	14-15
TABLE OF CONTENTS.....	16-17
OUTLOOK	
QUICK FACTS.....	18
PRESEASON NOTES.....	19-21
ALPHABETICAL ROSTER.....	22-23
PRONUNCIATION GUIDE.....	23
NUMERICAL ROSTER.....	24-25
STAFF	
HEAD COACH BRET BIELEMA.....	26-31
ASSISTANT COACHES.....	32-41
SUPPORT STAFF.....	42-44
PLAYERS	
RETURNING RAZORBACKS.....	45-83
RAZORBACK NEWCOMERS.....	84-90
SEASON REVIEW	
2013 SEASON REVIEW NOTES.....	91
2013 FINAL STATISTICS.....	92-98
2013 SEC STANDINGS & NOTES.....	99
2014 OPPONENTS	
2014 OPPONENT QUICK FACTS.....	100
ARKANSAS VS. 2014 OPPONENTS.....	101-102
SERIES RECORDS.....	103
SEC CHAMPIONSHIP GAME.....	104
SEC NETWORK AND THE COLLEGE FOOTBALL PLAYOFF.....	105
SEC COMPOSITE SCHEDULE.....	106
RECORDS	
INDIVIDUAL RECORDS.....	107-128
TEAM RECORDS.....	129-138
OPPONENT RECORDS.....	139
HISTORY	
1964 NATIONAL CHAMPIONSHIP.....	140
ALL-AMERICANS	141-143
NATIONAL INDIVIDUAL AWARD WINNERS.....	144-146
ALL-CONFERENCE	147-149
RETIRED NUMBERS.....	150
HONORS.....	151-155
RAZORBACKS IN THE PROS.....	156-158
RAZORBACKS IN THE SUPER BOWL.....	159
ALL-TIME LETTERMEN.....	160-164
ALL-TIME COACHES.....	165-166
ALL-TIME OVERALL & COACHING RECORDS.....	167-168
SEASON-BY-SEASON RESULTS.....	169-180
OVERTIME GAMES.....	181
BOWL HISTORY.....	182
BOWL RECORDS.....	183-184

TABLE OF

MEDIA INFORMATION	
MEDIA INFORMATION.....	185
GAME DAY REMINDERS.....	186
RAZORBACK SPORTS NETWORK.....	187
PRIMARY MEDIA NETWORKS.....	188
UNIVERSITY OF ARKANSAS	
THE UNIVERSITY.....	189-190
UNIVERSITY CHANCELLOR/FACULTY ATHLETIC REPRESENTATIVE.....	191
VICE CHANCELLOR AND DIRECTOR OF ATHLETICS JEFF LONG.....	192-193
ATHLETIC ADMINISTRATION.....	194-197
FOOTBALL SUPPORT STAFF.....	198-199
RAZORBACK FOUNDATION.....	200-203
FACILITIES	
DONALD W. REYNOLDS RAZORBACK STADIUM.....	204
FRANK BROYLES	205
WAR MEMORIAL STADIUM/AT&T FIELD.....	206
ATTENDANCE RECORDS.....	207
STUDENT-ATHLETE SUCCESS CENTER.....	208-IBC
EDITORIAL	
RAZORBACKS COMMUNICATIONS	
EDITORS	
ZACK HIGBEE, DEREK SATTERFIELD, JERI THORPE, DAVID BEALL	
ASSISTANT EDITORS	
KELSEY APPLETON, CHAD CRUNK, PAIGE CURTIS, MARY LYNN GIBSON, BRANDON HARRISON, ZACH LAWSON, STEPHEN MCGOWAN, BETH MILLER, PATRICK PIERSON, MARK TAURISANI	
OTHER CONTRIBUTORS	
FAYETTEVILLE CHAMBER OF COMMERCE, MEDIA RELATIONS OFFICES OF UA'S 2014 OPPONENTS, SOUTHEASTERN CONFERENCE MEDIA RELATIONS, UA UNIVERSITY RELATIONS	
DESIGN SERVICES	
DREW SCHLOSSER AND JERI THORPE	
PRINTING	
PRINT COORDINATOR: JERI THORPE	
EBSCO MEDIA, BIRMINGHAM, ALA.	
PHOTOGRAPHY	
WALT BEAZLEY	
CONTRIBUTING PHOTOGRAPHY & IMAGES	
ARIZONA CARDINALS, BALTIMORE RAVENS (PHIL HOFFMAN), ROBERT BLACK, BUFFALO BILLS, CAL SPORTS MEDIA (ANDREW RICHARDSON),CAROLINA PANTHERS, CHICAGO BEARS (BILL SMITH), CINCINNATI BENGALS, CLEVELAND BROWNS (JOHN REID III), DALLAS COWBOYS (JAMES D. SMITH), TOM EWART, FAYETTEVILLE ADVERTISING AND PROMOTIONS COMMISSION, GREEN BAY PACKERS (JIM BIEVER AND CHRIS CALLIES), BETH HALL, WESLEY HITT, JOSH HOLMBERG, HOUSTON TEXANS, INDIANAPOLIS COLTS, IOWA PHOTO SERVICES, JACKSONVILLE JAGUARS (DAVE VAN SLYKE), JOHNNY RODGERS AWARD, KANSAS CITY CHIEFS (STEVE SANDERS), MINNESOTA VIKINGS, NEW ENGLAND PATRIOTS, NEW YORK JETS (JERRY PINKUS), NEW ORLEANS SAINTS (MICHAEL C. HERBERT), OAKLAND RAIDERS (TONY GONZALES), PHILADELPHIA EAGLES, SAN FRANCISCO 49ERS, SEATTLE SEAHAWKS, SENIOR BOWL, TENNESSEE TITANS, GARY YANDELL, DAVID YERBY	
REVEAL APP	
EBSCO MEDIA, BIRMINGHAM, ALA.	

ALL NAMES, NICKNAMES, LOGOS AND OTHER INDICIA REFERRING TO THE UNIVERSITY OF ARKANSAS ARE TRADEMARKS OWNED AND PROTECTED BY THE UNIVERSITY. ANY UNAUTHORIZED USE OF THE UNIVERSITY'S TRADEMARK IS PROHIBITED.

CONTENTS

ARKANSAS FOOTBALL INFORMATION

UNIVERSITY OF ARKANSAS

NAME: University of Arkansas
LOCATION: Fayetteville, Arkansas 72701
ENROLLMENT: 25,365
FOUNDED: 1871
COLORS: Cardinal and White
CHANCELLOR (ALMA MATER, YEAR): Dr. G. David Gearhart (Westminster College, 1974)
UA SYSTEM PRESIDENT: Dr. Donald R. Bobbitt (Arkansas, 1980)
NCAA FACULTY ATHLETICS REPRESENTATIVE: Sharon Hunt (Arkansas, 1973)
BOARD OF TRUSTEES (TERM EXPIRES):
 Jim von Grep – Chariman (Rogers, 2015)
 Ben Hyneman – Vice Chariman (Jonesboro, 2018)
 Jane Rogers – Secretary (Little Rock, 2016)
 Stephen Broughton – Assistant Secretary (Pine Bluff, 2022)
 David Pryor (Fayetteville, 2019)
 Mark Waldrip (Moro, 2020)
 John Goodson (Texarkana, 2021)
 Reynie Rutledge (Searcy, 2017)
 C.C. "Cliff" Gibson III (Monticello, 2023)
 Morril Harriman (Little Rock, 2014)

INTERCOLLEGIATE ATHLETICS

PHONE: (479) 575-2751 • **FAX:** (479) 575-7481
WEB SITE: ArkansasRazorbacks.com
NICKNAME: Razorbacks
NATIONAL AFFILIATION: National Collegiate Athletic Association (NCAA Bowl Subdivision)
CONFERENCE AFFILIATION: Southeastern Conference (Western Division)
VICE CHANCELLOR AND DIRECTOR OF ATHLETICS:
 Jeff Long (Ohio Wesleyan, 1982)
SENIOR ASSOCIATE AD FOR ADMINISTRATION AND SPORTS PROGRAMS AND SWA:
 Julie Cromer (Missouri State, 1993)
SENIOR ASSOC. AD/ADMINISTRATION AND GOVERNANCE:
 Jon Fagg (Arizona, 1990)
SENIOR ASSOC. AD/CHIEF FINANCIAL OFFICER:
 Clayton Hamilton (Arkansas, 1994)
SENIOR ASSOC. AD/INTERNAL OPERATIONS:
 Matt Trantham (Centenary College, 1990)
SENIOR ASSOC. AD/EXTERNAL OPERATIONS AND STRATEGIC COMMUNICATIONS:
 Michael Waddell (Guilford College, 1991)

COMMUNICATIONS OFFICE

OFFICE: (479) 575-2751 • **FAX:** (479) 575-7481
ASSISTANT AD/COMMUNICATIONS:
 Zack Higbee*
ASSOCIATE COMMUNICATIONS DIRECTORS:
 Patrick Pierson, Jeri Thorpe
ASSISTANT COMMUNICATIONS DIRECTORS:
 David Beall*, Brett Brecheisen*, Zach Lawson
INTERNS:
 Chris Caskey, Catherine Hausler, Jason Pearson, Allie Raymond, Drew Schlosser
SECRETARY: Mary Lynn Gibson
 *Football contact

MAILING ADDRESS: Communications Office, P.O. Box 7777, Fayetteville, AR 72702
OVERNIGHT ADDRESS: Communications, 131 Barnhill Arena, Fayetteville, AR 72701

FOOTBALL FACILITIES

FAYETTEVILLE, ARK.: Donald W. Reynolds Razorback Stadium
 (72,000/Synthetic PowerBlade 2.5)
 PRESS BOX PHONE: (479) 575-6622
LITTLE ROCK, ARK.: War Memorial Stadium (54,120/Field Turf)
 PRESS BOX PHONE: (501) 663-6152

FOOTBALL STAFF

HEAD COACH (ALMA MATER, YEAR):
 Bret Bielema (Iowa, 1992)
CAREER RECORD (SEASONS): 71-33, .683 (8)
RECORD AT ARKANSAS (SEASONS): 3-9 (2nd)
BOWL APPEARANCES: 7
OFFENSIVE COORDINATOR/QUARTERBACKS:
 Jim Chaney (Central Missouri State, 1985)
DEFENSIVE COORDINATOR/SECONDARY:
 Robb Smith (Allhegheny, 1997)
SENIOR ASSOCIATE HEAD COACH/LINEBACKERS:
 Randy Shannon (Miami, 1988)
ASSOC. HC/RECRUITING COORD./OFFENSIVE LINE
 Sam Pittman (Pittsburg State, 1986)
DEFENSIVE BACKS: Clay Jennings (North Texas, 1996)
TIGHT ENDS: Barry Lunney Jr. (Arkansas, 1996)
DEFENSIVE LINE/SPECIALISTS: Rory Segrest (Alabama, 1996)
WIDE RECEIVERS: Michael Smith (Kansas State, 1995)
RUNNING BACKS: Joel Thomas (Idaho, 1998)
GRADUATE ASSISTANT COACHES:
 Alfred Davis (Arkansas, 2012), Defense
 Pat Doherty (St. John Fisher, 2010), Offense
 Aaron Henry (Wisconsin, 2011), Defense
 Eric Mateos (Southwest Baptist, 2011), Offense
QUALITY CONTROL COACHES:
 Tanner Burns (Ole Miss, 2012), Special Teams
 Michael Conrad (Iowa State, 2010), Defense
HEAD STRENGTH AND CONDITIONING: Ben Herbert
DIRECTOR OF FOOTBALL OPERATIONS: Mark Taurisani
VIDEO COORDINATOR: Matt Engelbert
DIR. OF HIGH SCHOOL/NFL RELATIONS: Bobby Allen
DIRECTOR OF ATHLETIC TRAINING: Matt Summers

2014 PREVIEW

BASIC OFFENSE: Multiple
BASIC DEFENSE: 4-3
LETTERMEN RETURNING: 44 (21 offense, 20 defense, 3 specialist)
LETTERMEN LOST: 20 (10 offense, 9 defense, 1 specialist)
STARTERS RETURNING: 14 (7 offense, 6 defense, 1 specialist)
STARTERS LOST: 10 (4 offense, 5 defense, 1 specialist)

2013 REVIEW

2013 RECORD: 3-9 (3-4 H, 0-5 A, 0-0 N)
SEC RECORD/FINISH: 0-8/7th Western Division

HISTORY

FIRST SEASON: 1894
ALL-TIME RECORD (PCT.)/SEASONS: 687-469-40 (.591)/120
ALL-TIME CONFERENCE RECORD (PCT.)/SEASONS: 329-281-18 (.538)/100
 SOUTHEASTERN CONFERENCE: 80-94-2 (.460)/22
 SOUTHWEST CONFERENCE: 249-195-16 (.559)/78
NATIONAL CHAMPIONSHIPS (SEASONS):
 1 (1964 – Football Writers Association of America)
CONFERENCE CHAMPIONSHIPS: 13 (Southwest Conference – 1936, 1946, 1954, 1959, 1960, 1961, 1964, 1965, 1968, 1975, 1979, 1988, 1989)
SEC WESTERN DIVISION CHAMPIONSHIPS: 4 (1995, 1998, 2002, 2006)
BOWL APPEARANCES/RECORD (PCT.): 39/13-23-3 (.372)
CONFERENCE AFFILIATIONS (SEASONS):
 Southeastern Conference (1992-present); Southwest Conference (1915-1991)
ALL-AMERICA SELECTIONS: 52 players, 616 times
ALL-CONFERENCE SELECTIONS (FIRST TEAM ONLY): 212 players, 283 times
ALL-SEC (FIRST TEAM ONLY): 40 players, 47 times
ALL-SWC (FIRST TEAM ONLY): 172 players, 236 times

2014 OUTLOOK



THE SCHEDULE

Arkansas opens the 121st year of Razorback football on Aug. 30 at Auburn on the SEC Network. The Razorbacks have won seven straight season-opening contests and 14 of their last 15. UA is 94-22-4 (.800) in season openers.

Arkansas will again face one of the toughest schedules in the country in 2014, with its 12 opponents combining to post a 103-54 record (.656) in 2013, including nine with at least eight wins, and three opponents ranked in the top seven of the final 2013 AP poll. According to the NCAA's strength of schedule formula, Arkansas enters 2014 with the toughest schedule in the nation. In 2013, the Razorbacks tied a school record by facing five teams during the regular season ranked in the top 15 at the time of the game.

Arkansas opens the 2014 season at Auburn, marking the first time since joining the SEC the Razorbacks will open with a conference opponent. It also will be the first time since 1999, when Arkansas opened at SMU, that Arkansas will play its season opener on the road and the first time since a 1980 match-up at Texas that the Razorbacks will begin the season with a conference game on the road.

The Razorbacks renew their series with former Southwest Conference rival Texas Tech on Sept. 13. Arkansas travels to Lubbock to face the Red Raiders for the first time since 1991. Arkansas leads the all-time series, which dates back to 1957, 28-7, including a 15-2 edge in Lubbock.

This season marks a return of the Southwest Classic, with Arkansas and Texas A&M playing at AT&T Stadium in Arlington, Texas. The teams played in Arlington from 2009-11, with Arkansas winning all three games, before moving to a home-and-home agreement when the Aggies joined the SEC prior to the 2012 season.

Arkansas picks up a new permanent crossover opponent for the 2014 season as Missouri replaces South Carolina, which had been the Razorbacks' permanent Eastern Division foe since both schools joined the

SEC in 1992. Arkansas and Missouri end the regular season in Columbia, Mo., meeting for the first time as conference opponents on Nov. 28. The date also marks the 17th time in the last 19 years Arkansas will play on the Friday after Thanksgiving.

THE STAFF

Head coach Bret Bielema's staff is a collection of renowned recruiters and highly respected teachers of the game with a combined 181 years of coaching experience.

Head coach Bret Bielema and the nine assistant coaches have combined for four national championships, 29 conference championships, 210 all-conference honorees, 33 All-Americans, 27 major award winners and 157 NFL Draft selections, including 27 first-round picks.

Once in the NFL, former players of the staff have continued to make an impact. Coach Bielema had four former players in Super Bowl XLVII, more than any other head coach in the nation. All four were team captains for Coach Bielema, including Seattle Seahawks quarterback Russell Wilson.

THE TEAM

Arkansas' leaders in each of the following categories from the 2013 season are projected to return to the 2014 squad: touchdowns scored, total offense, all-purpose yards, rushing, rushing touchdowns, passing, passing touchdowns, receiving touchdowns, tackles, tackles for loss, interceptions, interception return yards, pass breakups, forced fumbles, fumble recoveries, blocked kicks, kick returns and punting.

UA is set to return seven starters on offense and six on defense, while also bringing back its punter from 2013. The Razorbacks return 27 players who made at least one start in 2013, including 13 who made at least six starts last season.

2014 OUTLOOK



Alex Collins scampers down the Arkansas sideline.

THE OFFENSE

The Razorbacks enter their second season under offensive coordinator Jim Chaney. Chaney is expected to have 21 returning lettermen on offense and 14 who have started at least one game in their career. Arkansas also returns players who accounted for 95 percent of its total offense, 91 percent of its rushing yards, 99 percent of its passing yards, 80 percent of its all-purpose yards, 60 percent of its receiving yards and 63 percent of its touchdowns in 2013.

Arkansas' offensive line, which broke the single-season school record with 8.0 sacks allowed and led the SEC and ranked third in the NCAA with an average of 0.67 sacks allowed per game in 2013, returns three starters in their second season under Sam Pittman. Last year marked the second year in a row a Pittman-coached offensive line allowed just 8.0 sacks. Arkansas' offensive line also paved the way for eight 100-yard rushing performances and produced two Freshman All-Americans in 2013.

The Razorbacks return one of the most-exciting running back groups in the country in 2014. Alex Collins and Jonathan Williams became just the second pair of Razorbacks to rush for at least 900 yards in a season last year, and Korriss Marshall provided a spark with his 8.6-yards-per-carry average. A number of candidates will have the opportunity to replace fullback Kiero Small, who served as the lead blocker for the rushing attack and was a seventh-round selection in the 2014 NFL Draft. Junior Brandon Allen enters his second season as Arkansas' starter at quarterback. He started 11 games last season, missing the Rutgers contest with an injury, and passed for 1,552 yards and 13 touchdowns. His brother, Austin, and true freshman Rafe Peavey also are in the mix for playing time at quarterback.

Arkansas' receivers are led by sophomore tight end Hunter Henry and junior wideout Keon Hatcher. Henry was a second-team All-SEC selection as a true freshman in 2013 after pulling in 28 receptions for 409 yards and a team-high four touchdowns. Hatcher accounted for 346 yards and

two touchdowns on 27 catches. The group also figures to benefit from the return of senior Demetrius Wilson, who missed the entire 2013 season due to an injury.



Brandon Allen

2014 OUTLOOK



Darius Philon returns after a solid first year with Arkansas in 2013.

THE DEFENSE

New defensive coordinator Robb Smith will have 20 returning lettermen, including six starters, and 16 who have started at least one game in their career at his disposal for the 2014 season.

Arkansas returns players who accounted for 66 percent of its tackles, 63 percent of its tackles for loss, 50 percent of its sacks, 88 percent of its interceptions, 82 percent of its pass breakups, 100 percent of its forced fumbles and 50 percent of its fumble recoveries from 2013.

Trey Flowers returns to lead the Razorbacks' defensive line. A 2013 second-team All-SEC selection who has received recognition on numerous preseason All-America and All-SEC teams entering the season, Flowers ranked second in the SEC with an average of 1.23 tackles for loss per game and with three forced fumbles in 2013. Arkansas is replacing the other three starters on the defensive line but has a talented young corps led by tackle Darius Philon and end Deatrich Wise Jr.

Arkansas returns a linebacker unit led by senior Braylon Mitchell, who ranked second among Razorbacks in 2013 with 77 tackles. He is expected to be joined by sophomore Brooks Ellis, who started the final four games of his true freshman campaign and collected 33 tackles, and senior Martrell Spaight, who could move into a starting role one season after transferring to Arkansas.

The Razorbacks return four starters in the secondary, led by senior Alan Turner. The safety led Arkansas and ranked seventh in the SEC with 97 tackles in 2013. His per-game tackle average of 8.08 also ranked seventh in the conference. Junior Rohan Gaines also returns at the safety position after appearing in 10 games and starting five last season. At cornerback, Will Hines and Tevin Mitchel started the majority of last season but the Razorbacks also return sophomores D.J. Dean and Jared Collins, who started the last two games of the year, and senior Carroll Washington, who earned four starts in 2013.

THE SPECIAL TEAMS

Punter Sam Irwin-Hill returns for the Razorbacks after a remarkable debut season in 2013. He averaged 44.3 yards per punt, ranking third in the SEC and 13th in the NCAA, and ranked fourth in the conference with 20 punts inside the 20-yard line. Irwin-Hill also unleashed the second-longest punt in the nation last year with a 79 yarder vs. South Carolina.

Korliss Marshall provided a jolt to the Arkansas return unit, totaling 422 yards on 19 kickoff returns. His yards total was third in the SEC among returners with less than 20 returns and 11th overall in the conference.



Sam Irwin-Hill



2014 ALPHABETICAL ROSTER

NO.	NAME	POS.	HT.	WT.	CL/EXP.	RS/HARDSHIP	HOMETOWN (HS/OTHER)
8	Austin Allen	QB	6-1	212	Fr.-RS	'13	Fayetteville, Ark. (Fayetteville HS)
10	Brandon Allen	QB	6-3	215	Jr.-2L	'11	Fayetteville, Ark. (Fayetteville HS)
16	Troy Allison	QB	6-2	180	Fr.-HS		McGregor, Texas (McGregor HS)
15	Anthony Antwine	WR	6-4	220	Fr.-RS	'13	Plano, Texas (Plano Senior HS)
40	Patrick Arinze	FB	5-10	257	Sr.-SQ		La Mesa, Calif. (Helix HS/Grossmont CC)
37	Toby Baker	P	6-3	199	So.-SQ	'12	Memphis, Tenn. (Memphis University HS)
97	Tevin Bealum	DE	6-5	265	Fr.-RS	'13	Forrest City, Ark. (Forrest City HS)
68	Austin Beck	OT	6-7	312	Jr.-SQ	'11	Nowata, Okla. (Nowata HS)
69	Cordale Boyd	DL	6-3	295	So.-1L	'12	Memphis, Tenn. (Ridgeway HS)
45	Alex Brignoni	DB	6-1	206	Fr.-RS	'13	Fayetteville, Ark. (Fayetteville HS)
53	Anthony Brown	DE	6-4	221	Fr.-HS		Miami, Fla. (Miami Killian HS)
52	Daunte Carr	LB	6-3	224	Sr.-3L	'10	Gainesville, Ga. (Gainesville HS)
75	Luke Charpentier	C	6-4	310	Sr.-3L	'10	Cut Off, La. (John Curtis Christian)
18	Cameron Colbert	ATH	6-2	190	Fr.-HS		Little Rock, Ark. (Pulaski Academy)
7	Tiquention Coleman	LB	5-10	212	Sr.-1L		Mauldin, S.C. (Mauldin HS/Georgia Military College)
20	De'Andre Coley	S	6-1	201	Fr.-RS	'13	Miami, Fla. (Northwestern HS)
3	Alex Collins	RB	5-11	215	So.-1L		Fort Lauderdale, Fla. (South Plantation HS)
29	Jared Collins	CB	6-0	180	So.-1L	'12	Tulsa, Okla. (Booker T. Washington HS)
45	Tyler Colquitt	FB	5-11	245	Fr.-HS		Little Rock, Ark. (Pulaski Academy)
74	Brey Cook	OG	6-7	322	Sr.-3L		Springdale, Ark. (Har-Ber HS)
1	Jared Cornelius	WR	6-1	200	Fr.-HS		Shreveport, La. (Evangel Christian Academy)
82	Alan D'Appollonio	SNP	6-0	238	Sr.-3L		Phoenix, Ariz. (Shadow Mountain HS)
59	Marcus Danenhauer	OG	6-5	315	Jr.-SQ	'11	Bentonville, Ark. (Bentonville HS)
39	Juan Day	RB	6-2	210	Fr.-HS		North Little Rock, Ark. (North Little Rock HS)
66	Adam Deacon	OG	6-1	320	Jr.-SQ	'11	Little Rock, Ark. (Little Rock Christian Academy)
2	D.J. Dean	CB	5-10	200	So.-1L		Newton, Texas (Newton HS)
11	AJ Derby	TE	6-5	255	Sr.-1L		Iowa City, Iowa (City High School/Iowa/Coffeyville [Kan.] CC)
25	Matt Dodson	DB	5-10	211	Fr.-RS	'13	McKinney, Texas (McKinney Boyd HS)
49	Will Duncan	TE	6-3	235	Fr.-RS	'13	Little Rock, Ark. (Little Rock Christian Academy)
87	Kendrick Edwards	WR	6-6	205	Fr.-HS		Miami, Fla. (Miami Norland HS)
51	Brooks Ellis	LB	6-2	244	So.-1L		Fayetteville, Ark. (Fayetteville HS)
56	Matt Emrich	SNP	6-3	185	So.-1L	'12	El Dorado, Ark. (El Dorado HS)
35	Dwayne Eugene	LB	6-1	236	Fr.-HS		Marrero, La. (Archbishop Rummel HS)
25	Denzell Evans	RB	6-0	222	Fr.-RS	'13	Houston, Texas (Bellaire HS)
86	Trey Flowers	DE	6-4	268	Sr.-3L		Huntsville, Ala. (Columbia HS)
16	Cornelius Floyd	CB	6-1	190	Fr.-HS		Miami, Fla. (Gulliver Prep)
26	Rohan Gaines	S	5-11	200	Jr.-2L	'11	Bainbridge, Ga. (Bainbridge HS)
62	Johnny Gibson	OL	6-5	315	Fr.-HS		Dumas, Ark. (Dumas HS)
32	Drew Gorton	SNP	6-0	200	Jr.-SQ	'11	Fayetteville, Ark. (Fayetteville HS)
44	Khalia Hackett	LB	6-3	231	Fr.-HS		Douglasville, Ga. (South Paulding HS)
95	Jake Hall	DE	6-5	250	Fr.-HS		Springdale, Ark. (Har-Ber HS)
71	Jackson Hannah	OL	6-2	301	Fr.-HS		Bentonville, Ark. (Bentonville HS)
41	Josh Harris	LB	5-11	200	Fr.-HS		Pine Bluff, Ark. (Watson Chapel HS)
4	Keon Hatcher	WR	6-2	210	Jr.-2L		Owasso, Okla. (Owasso HS)
14	Eric Hawkins	WR	6-0	180	So.-1L	'12	Longview, Texas (Longview HS)
98	Cole Hedlund	K	5-10	170	Fr.-HS		Argyle, Texas (Argyle HS)
31	Keegan Heller	LB	6-0	230	Fr.-HS		Greenwood, Ark. (Greenwood HS)
84	Hunter Henry	TE	6-6	255	So.-1L		Little Rock, Ark. (Pulaski Academy)
43	John Henson	K	5-11	172	Sr.-1L	'10	Southlake, Texas (Carroll HS)
9	Will Hines	CB	6-1	191	Jr.-2L		Waco, Texas (Waco HS)
93	DeMarcus Hodge	DT	6-1	330	Jr.-2L	'11	Monroe, La. (Neville HS)
81	Cody Hollister	WR	6-4	208	So.-TR		Bend, Ore. (Arizona Western/Mountain View HS)
92	Sam Irwin-Hill	P/K	6-3	209	Sr.-1L		Bendigo, Australia (City College of San Francisco)
78	Bijhon Jackson	DT	6-2	334	Fr.-HS		El Dorado, Ark. (El Dorado HS)
79	Cameron Jefferson	OL	6-6	300	Sr.-TR		Las Vegas, Nev. (Desert Oasis HS/UNLV)
94	Taiwan Johnson	DT	6-3	255	So.-SQ	'12	Manvel, Texas (Manvel HS)
41	Chris Jones	FB	5-11	245	Fr.-RS	'13	DeQueen, Ark. (DeQueen HS)
55	Denver Kirkland	OL	6-5	330	So.-1L		Miami, Fla. (Booker T. Washington HS)
54	Reeve Koehler	OG	6-4	331	Fr.-RS	'13	Kailua, Hawai'i (St. Louis School)
36	Jack Kraus	TE	6-5	260	Fr.-HS		Bentonville, Ark. (Bentonville HS)

2014 ALPHABETICAL ROSTER

NO.	NAME	POS.	HT.	WT.	CL/EXP.	RS/HARDSHIP	HOMETOWN (HS/OTHER)
37	Garrett Krueger	DB	5-11	187	Fr.-HS		St. Louis, Mo. (Lindbergh HS)
28	Josh Liddell	S	6-1	205	Fr.-HS		Pine Bluff, Ark. (Dollarway Senior HS)
99	Brandon Lewis	DE	6-5	258	So.-1L	'12	Memphis, Tenn. (Ridgeway HS)
89	Mitchell Loewen	DL	6-4	282	Jr.-2L	'11	Lahaina, Hawai'i (Lahainaluna HS)
24	Ryder Lucas	DB	6-1	185	Fr.-HS		The Woodlands, Texas (The Woodlands College Park HS)
90	Ke'Tyrus Marks	DT	6-2	303	Fr.-RS	'13	West Palm Beach, Fla. (Suncoast HS)
33	Korliss Marshall	RB	6-0	205	So.-1L		Osceola, Ark. (Osceola HS)
67	Johnathan McClure	OL	6-4	330	Sr.-SQ		Wichita, Kan. (Wichita Heights HS/Butler CC)
48	Adam McFain	K	6-0	180	So.-SQ	'12	Greenwood, Ark. (Greenwood HS)
13	Davyon McKinney	S	6-3	207	Jr.-2L	'11	Forrest City, Ark. (Forrest City HS)
31	Connor McPherson	RB	5-7	210	Fr.-HS		The Woodlands, Texas (The Woodlands College Park HS)
23	Tevin Mitchel	CB	6-0	190	Sr.-3L		Mansfield, Texas (Legacy HS)
34	Braylon Mitchell	LB	6-3	235	Sr.-3L	'10	North Little Rock, Ark. (Heber Springs HS)
7	Damon Mitchell	WR	6-2	212	Fr.-RS	'13	Egg Harbor City, N.J. (Cedar Creek HS)
80	Drew Morgan	WR	6-0	194	So.-1L		Greenwood, Ark. (Greenwood HS)
19	Marty Murad	WR	5-9	185	So.-HS		Dallas, Texas (Jesuit College Preparatory HS)
50	Grady Ollison	OT	6-5	293	Jr.-2L	'11	Malvern, Ark. (Malvern HS)
9	Rafe Peavey	QB	6-2	202	Fr.-HS		Bolivar, Mo. (Bolivar HS)
22	Otha Peters	LB	6-2	230	Jr.-2L		Covington, La. (Covington HS)
91	Darius Philon	DT	6-3	287	So.-1L	'12	Mobile, Ala. (Vigor HS)
72	Frank Ragnow	OT	6-6	292	Fr.-HS		Chanhassen, Minn. (Chanhassen HS)
18	Santos Ramirez	CB	6-1	172	Fr.-HS		Shreveport, La. (Evangel Christian Academy)
11	Randy Ramsey	LB	6-4	222	Fr.-HS		Fort Lauderdale, Fla. (Dillard HS)
40	Matt Reynolds	LB	6-1	208	Fr.-RS	'13	McKinney, Texas (McKinney HS)
30	Kevin Richardson	DB	6-0	161	Fr.-RS	'13	Jacksonville, Ark. (Jacksonville HS)
17	Jojo Robinson	WR	6-0	185	Fr.-HS		Miami, Fla. (Miami Northwestern HS)
96	Karl Roesler	DL	6-3	250	Fr.-RS	'13	Louisville, Ky. (St. Xavier HS)
82	Luke Rossi	WR	5-11	186	Fr.-HS		Edmond, Okla. (Edmond HS)
42	Lane Saling	K	5-8	152	Fr.-HS		Owasso, Okla. (Owasso HS)
29	Chris Saunders	WR	5-11	190	So.-SQ	'12	Dallas, Texas (Life Charter School)
76	Dan Skipper	OT	6-10	316	So.-1L		Arvada, Colo. (Ralston Valley HS)
38	Kohl Slaughter	FB	6-2	235	Fr.-RS	'13	Webb City, Mo. (Webb City HS)
65	Mitch Smothers	OG	6-4	320	Jr.-2L	'12	Springdale, Ark. (Springdale HS)
47	Martrell Spaight	LB	6-0	232	Sr.-1L		Little Rock, Ark. (North Little Rock HS/Coffeyville [Kan.] CC)
83	Jeremy Sprinkle	TE	6-6	241	So.-1L	'12	White Hall, Ark. (White Hall HS)
70	Chris Stringer	OT	6-7	331	Sr.-1L	NA/'11	Rancho Cucamonga, Calif. (Alta Loma HS/Citrus College)
57	Nicholas Thomas-Smith	LB	5-10	235	Fr.-RS	'13	Chesterfield, Mo. (Marquette HS)
13	Scotty Thurman	WR	5-11	195	So.-SQ	'12	Pine Bluff, Ark. (Fayetteville HS)
15	Henre' Toliver	CB	6-1	192	Fr.-HS		Marrero, La. (Archbishop Rummel HS)
27	Alan Turner	S	6-0	204	Sr.-3L	'10	Junction City, Ark. (Junction City HS)
73	Sebastian Tretola	OT	6-5	315	Jr.-TR		San Bernardino, Calif. (Cajon HS/Iowa Western CC)
46	Alex Voelzke	TE	6-6	260	Jr.-2L	'11	Longview, Texas (Spring Hill HS)
24	Kody Walker	FB	6-2	247	Jr.-1L	NA/'11	Jefferson City, Mo. (Jefferson City HS)
60	Brian Wallace	OT	6-6	315	Fr.-HS		Florissant, Mo. (Christian Brothers College HS)
73	Jeremy Ward	DL	6-4	288	So.-SQ	'12	Pottsville, Ark. (Pottsville HS)
21	Carroll Washington	CB	6-0	185	Sr.-1L		Baltimore, Md. (Edmonson-Westside HS/Hartnell CC)
49	Armon Watts	DT	6-5	288	Fr.-HS		St. Louis, Mo. (Christian Brothers College HS)
32	Jonathan Williams	RB	6-0	225	Jr.-2L		Allen, Texas (Allen HS)
42	Josh Williams	LB	6-2	240	So.-TR		Ft. Lauderdale, Fla. (Dillard HS/Dodge City CC)
85	Demetrius Wilson	WR	6-3	198	Sr.-1L	'13	Glendale, Ariz. (Millennium HS/Glendale CC)
6	JaMichael Winston	DE	6-5	255	So.-1L	'12	Pritchard, Ala. (Vigor HS)
48	Deatrich Wise Jr.	DE	6-6	272	So.-1L	NA/'12	Carrollton, Texas (Hebron HS)

PRONUNCIATION

Patrick Arinze (UH-rins)
 Alex Brignoni (BRIG-nohn-ee)
 Luke Charpentier (shar-pen-tee-A)
 Tiquention (ITE-quin-ten) Coleman
 Alan D'Appollonio (dap-oh-OHN-ee-oh)

Rohan (row-HAHN) Gaines
 Ke'Tyrus (KEE-tie-rus) Marks
 Davyon (dave-EE-on) McKinney
 Grady Ollison (AH-lissOon)
 Otha (OH-thuh) Peters
 Darius Philon (FIE-lahn)

Martrell Spaigh (SPAYT)
 Alex Voelzke (VOHL-skee)

COACHES

Bret Bielema (BEE-luh-muh)
 Taver (TAY-ver) Johnson
 Barry Lunney (luhn-EE) Jr.



2014 NUMERICAL ROSTER

NO.	NAME	POS.	HT.	WT.	CL/EXP.	RS/HARDSHIP	HOMETOWN (HS/OTHER)
1	Jared Cornelius	WR	6-1	200	Fr.-HS		Shreveport, La. (Evangel Christian Academy)
2	D.J. Dean	CB	5-10	200	So.-1L		Newton, Texas (Newton HS)
3	Alex Collins	RB	5-11	215	So.-1L		Fort Lauderdale, Fla. (South Plantation HS)
4	Keon Hatcher	WR	6-2	210	Jr.-2L		Owasso, Okla. (Owasso HS)
6	JaMichael Winston	DE	6-5	255	So.-1L	'12	Pritchard, Ala. (Vigor HS)
7	Tiquention Coleman	LB	5-10	212	Sr.-1L		Mauldin, S.C. (Mauldin HS/Georgia Military College)
7	Damon Mitchell	WR	6-2	212	Fr.-RS	'13	Egg Harbor City, N.J. (Cedar Creek HS)
8	Austin Allen	QB	6-1	212	Fr.-RS	'13	Fayetteville, Ark. (Fayetteville HS)
9	Will Hines	CB	6-1	191	Jr.-2L		Waco, Texas (Waco HS)
9	Rafe Peavey	QB	6-2	202	Fr.-HS		Bolivar, Mo. (Bolivar HS)
10	Brandon Allen	QB	6-3	215	Jr.-2L	'11	Fayetteville, Ark. (Fayetteville HS)
11	AJ Derby	TE	6-5	255	Sr.-1L		Iowa City, Iowa (City High School/Iowa/Coffeyville [Kan.] CC)
11	Randy Ramsey	LB	6-4	222	Fr.-HS		Fort Lauderdale, Fla. (Dillard HS)
13	Davyon McKinney	S	6-3	207	Jr.-2L	'11	Forrest City, Ark. (Forrest City HS)
13	Scotty Thurman	WR	5-11	195	So.-SQ	'12	Pine Bluff, Ark. (Fayetteville HS)
14	Eric Hawkins	WR	6-0	180	So.-1L	'12	Longview, Texas (Longview HS)
15	Anthony Antwine	WR	6-4	220	Fr.-RS	'13	Plano, Texas (Plano Senior HS)
15	Henre' Toliver	CB	6-1	192	Fr.-HS		Marrero, La. (Archbishop Rummel HS)
16	Cornelius Floyd	CB	6-1	190	Fr.-HS		Miami, Fla. (Gulliver Prep)
16	Troy Allison	QB	6-2	180	Fr.-HS		McGregor, Texas (McGregor HS)
17	Jojo Robinson	WR	6-0	185	Fr.-HS		Miami, Fla. (Miami Northwestern HS)
18	Santos Ramirez	CB	6-1	172	Fr.-HS		Shreveport, La. (Evangel Christian Academy)
18	Cameron Colbert	ATH	6-2	190	Fr.-HS		Little Rock, Ark. (Pulaski Academy)
19	Marty Murad	WR	5-9	185	So.-HS		Dallas, Texas (Jesuit College Preparatory HS)
20	De'Andre Coley	S	6-1	201	Fr.-RS	'13	Miami, Fla. (Northwestern HS)
21	Carroll Washington	CB	6-0	185	Sr.-1L		Baltimore, Md. (Edmonson-Westside HS/Hartnell CC)
22	Otha Peters	LB	6-2	230	Jr.-2L		Covington, La. (Covington HS)
23	Tevin Mitchel	CB	6-0	190	Sr.-3L		Mansfield, Texas (Legacy HS)
24	Ryder Lucas	DB	6-1	185	Fr.-HS		The Woodlands, Texas (The Woodlands College Park HS)
24	Kody Walker	FB	6-2	247	Jr.-1L	NA/'11	Jefferson City, Mo. (Jefferson City HS)
25	Matt Dodson	DB	5-10	211	Fr.-RS	'13	McKinney, Texas (McKinney Boyd HS)
25	Denzell Evans	RB	6-0	222	Fr.-RS	'13	Houston, Texas (Bellaire HS)
26	Rohan Gaines	S	5-11	200	Jr.-2L	'11	Bainbridge, Ga. (Bainbridge HS)
27	Alan Turner	S	6-0	204	Sr.-3L	'10	Junction City, Ark. (Junction City HS)
28	Josh Liddell	S	6-1	205	Fr.-HS		Pine Bluff, Ark. (Dollarway Senior HS)
29	Jared Collins	CB	6-0	180	So.-1L	'12	Tulsa, Okla. (Booker T. Washington HS)
29	Chris Saunders	WR	5-11	190	So.-SQ	'12	Dallas, Texas (Life Charter School)
30	Kevin Richardson	DB	6-0	161	Fr.-RS	'13	Jacksonville, Ark. (Jacksonville HS)
31	Keegan Heller	LB	6-0	230	Fr.-HS		Greenwood, Ark. (Greenwood HS)
31	Connor McPherson	RB	5-7	210	Fr.-HS		The Woodlands, Texas (The Woodlands College Park HS)
32	Drew Gorton	SNP	6-0	200	Jr.-SQ	'11	Fayetteville, Ark. (Fayetteville HS)
32	Jonathan Williams	RB	6-0	225	Jr.-2L		Allen, Texas (Allen HS)
33	Korliss Marshall	RB	6-0	205	So.-1L		Osceola, Ark. (Osceola HS)
34	Braylon Mitchell	LB	6-3	235	Sr.-3L	'10	North Little Rock, Ark. (Heber Springs HS)
35	Dwayne Eugene	LB	6-1	236	Fr.-HS		Marrero, La. (Archbishop Rummel HS)
36	Jack Kraus	TE	6-5	260	Fr.-HS		Bentonville, Ark. (Bentonville HS)
37	Toby Baker	P	6-3	199	So.-SQ	'12	Memphis, Tenn. (Memphis University HS)
37	Garrett Krueger	DB	5-11	187	Fr.-HS		St. Louis, Mo. (Lindbergh HS)
38	Kohl Slaughter	FB	6-2	235	Fr.-RS	'13	Webb City, Mo. (Webb City HS)
39	Juan Day	RB	6-2	210	Fr.-HS		North Little Rock, Ark. (North Little Rock HS)
40	Patrick Arinze	FB	5-10	257	Sr.-SQ		La Mesa, Calif. (Helix HS/Grossmont CC)
40	Matt Reynolds	LB	6-1	208	Fr.-RS	'13	McKinney, Texas (McKinney HS)
41	Chris Jones	FB	5-11	245	Fr.-RS	'13	DeQueen, Ark. (DeQueen HS)
41	Josh Harris	LB	5-11	200	Fr.-HS		Pine Bluff, Ark. (Watson Chapel HS)
42	Lane Saling	K	5-8	152	Fr.-HS		Owasso, Okla. (Owasso HS)
42	Josh Williams	LB	6-2	240	So.-TR		Ft. Lauderdale, Fla. (Dillard HS/Dodge City CC)
43	John Henson	K	5-11	172	Sr.-1L	'10	Southlake, Texas (Carroll HS)
44	Khalia Hackett	LB	6-3	231	Fr.-HS		Douglasville, Ga. (South Paulding HS)
45	Alex Brignoni	DB	6-1	206	Fr.-RS	'13	Fayetteville, Ark. (Fayetteville HS)
45	Tyler Colquitt	FB	5-11	245	Fr.-HS		Little Rock, Ark. (Pulaski Academy)

2014 NUMERICAL ROSTER

NO.	NAME	POS.	HT.	WT.	CL/EXP.	RS/HARDSHIP	HOMETOWN (HS/OTHER)
46	Alex Voelzke	TE	6-6	260	Jr.-2L	'11	Longview, Texas (Spring Hill HS)
47	Martrell Spaight	LB	6-0	232	Sr.-1L		Little Rock, Ark. (North Little Rock HS/Coffeyville [Kan.] CC)
48	Adam McFain	K	6-0	180	So.-SQ	'12	Greenwood, Ark. (Greenwood HS)
48	Deatrich Wise Jr.	DE	6-6	272	So.-1L	NA/'12	Carrollton, Texas (Hebron HS)
49	Will Duncan	TE	6-3	235	Fr.-RS	'13	Little Rock, Ark. (Little Rock Christian Academy)
49	Armon Watts	DT	6-5	288	Fr.-HS		St. Louis, Mo. (Christian Brothers College HS)
50	Grady Ollison	OT	6-5	293	Jr.-2L	'11	Malvern, Ark. (Malvern HS)
51	Brooks Ellis	LB	6-2	244	So.-1L		Fayetteville, Ark. (Fayetteville HS)
52	Daunte Carr	LB	6-3	224	Sr.-3L	'10	Gainesville, Ga. (Gainesville HS)
53	Anthony Brown	DE	6-4	221	Fr.-HS		Miami, Fla. (Miami Killian HS)
54	Reeve Koehler	OG	6-4	331	Fr.-RS	'13	Kailua, Hawai'i (St. Louis School)
55	Denver Kirkland	OL	6-5	330	So.-1L		Miami, Fla. (Booker T. Washington HS)
56	Matt Emrich	SNP	6-3	185	So.-1L	'12	El Dorado, Ark. (El Dorado HS)
57	Nicholas Thomas-Smith	LB	5-10	235	Fr.-RS	'13	Chesterfield, Mo. (Marquette HS)
59	Marcus Danenhauer	OG	6-5	315	Jr.-SQ	'11	Bentonville, Ark. (Bentonville HS)
60	Brian Wallace	OT	6-6	315	Fr.-HS		Florissant, Mo. (Christian Brothers College HS)
62	Johnny Gibson	OL	6-5	315	Fr.-HS		Dumas, Ark. (Dumas HS)
65	Mitch Smothers	OG	6-4	320	Jr.-2L	'12	Springdale, Ark. (Springdale HS)
66	Adam Deacon	OG	6-1	320	Jr.-SQ	'11	Little Rock, Ark. (Little Rock Christian Academy)
67	Johnathan McClure	OL	6-4	330	Sr.-SQ		Wichita, Kan. (Wichita Heights HS/Butler CC)
68	Austin Beck	OT	6-7	312	Jr.-SQ	'11	Nowata, Okla. (Nowata HS)
69	Cordale Boyd	DL	6-3	295	So.-1L	'12	Memphis, Tenn. (Ridgeway HS)
70	Chris Stringer	OT	6-7	331	Sr.-1L	NA/'11	Rancho Cucamonga, Calif. (Alta Loma HS/Citrus College)
71	Jackson Hannah	OL	6-2	301	Fr.-HS		Bentonville, Ark. (Bentonville HS)
72	Frank Ragnow	OT	6-6	292	Fr.-HS		Chanhassen, Minn. (Chanhassen HS)
73	Sebastian Tretola	OT	6-5	315	Jr.-TR		San Bernardino, Calif. (Cajon HS/Iowa Western CC)
73	Jeremy Ward	DL	6-4	288	So.-SQ	'12	Pottsville, Ark. (Pottsville HS)
74	Brey Cook	OG	6-7	322	Sr.-3L		Springdale, Ark. (Har-Ber HS)
75	Luke Charpentier	C	6-4	310	Sr.-3L	'10	Cut Off, La. (John Curtis Christian)
76	Dan Skipper	OT	6-10	316	So.-1L		Arvada, Colo. (Ralston Valley HS)
78	Bijhon Jackson	DT	6-2	334	Fr.-HS		El Dorado, Ark. (El Dorado HS)
79	Cameron Jefferson	OL	6-6	300	Sr.-TR		Las Vegas, Nev. (Desert Oasis HS/UNLV)
80	Drew Morgan	WR	6-0	194	So.-1L		Greenwood, Ark. (Greenwood HS)
81	Cody Hollister	WR	6-4	208	So.-TR		Bend, Ore. (Arizona Western/Mountain View HS)
82	Alan D'Appollonio	SNP	6-0	238	Sr.-3L		Phoenix, Ariz. (Shadow Mountain HS)
82	Luke Rossi	WR	5-11	186	Fr.-HS		Edmond, Okla. (Edmond HS)
83	Jeremy Sprinkle	TE	6-6	241	So.-1L	'12	White Hall, Ark. (White Hall HS)
84	Hunter Henry	TE	6-6	255	So.-1L		Little Rock, Ark. (Pulaski Academy)
85	Demetrius Wilson	WR	6-3	198	Sr.-1L	'13	Glendale, Ariz. (Millennium HS/Glendale CC)
86	Trey Flowers	DE	6-4	268	Sr.-3L		Huntsville, Ala. (Columbia HS)
87	Kendrick Edwards	WR	6-6	205	Fr.-HS		Miami, Fla. (Miami Norland HS)
89	Mitchell Loewen	DL	6-4	282	Jr.-2L	'11	Lahaina, Hawai'i (Lahainaluna HS)
90	Ke'Tyrus Marks	DT	6-2	303	Fr.-RS	'13	West Palm Beach, Fla. (Suncoast HS)
91	Darius Philon	DT	6-3	287	So.-1L	'12	Mobile, Ala. (Vigor HS)
92	Sam Irwin-Hill	P/K	6-3	209	Sr.-1L		Bendingo, Australia (City College of San Francisco)
93	DeMarcus Hodge	DT	6-1	330	Jr.-2L	'11	Monroe, La. (Neville HS)
94	Taiwan Johnson	DT	6-3	255	So.-SQ	'12	Manvel, Texas (Manvel HS)
95	Jake Hall	DE	6-5	250	Fr.-HS		Springdale, Ark. (Har-Ber HS)
96	Karl Roesler	DL	6-3	250	Fr.-RS	'13	Louisville, Ky. (St. Xavier HS)
97	Tevin Beanum	DE	6-5	265	Fr.-RS	'13	Forrest City, Ark. (Forrest City HS)
98	Cole Hedlund	K	5-10	170	Fr.-HS		Argyle, Texas (Argyle HS)
99	Brandon Lewis	DE	6-5	258	So.-1L	'12	Memphis, Tenn. (Ridgeway HS)

HEAD COACH



On Dec. 4, 2012 the University of Arkansas captivated the world of college football by naming Bret Bielema the 32nd head coach in Razorback history. Bielema, who had spent seven years at Wisconsin, represented the qualities Arkansas was looking for: a leader of young men who holds student-athletes academically responsible and a coach who has a proven record of winning championships.

Bielema came to Fayetteville after leading the Badgers to three straight Rose Bowls by winning three consecutive Big Ten titles. Through one season in Fayetteville, Bielema owns a 71-33 (.683) career record as a head coach built behind strong offense, stifling defense and all-around disciplined play.

He made an immediate impact in the classroom as the team posted its highest GPA ever for a fall semester in 2013. The Athletic Department Honor Roll featured 31 of his student-athletes, while 28 were on the SEC honor roll, 10 made the AD list with a GPA of 3.5-3.99, 11 graduated in the fall of 2014, and 43 finished with a GPA of 3.0 or higher in the fall of 2013.

On the field, the future is bright as five players were named Freshmen All-Americans in 2013; running back Alex Collins, offensive linemen Denver Kirkland and Dan Skipper, tight end Hunter Henry and defensive tackle Darius Philon. Collins was named the SEC Freshman of the Year after he became the second Razorback freshman to rush for more than 1,000 yards in a season. Collins and Darren McFadden are the only two to do so in

"WE WILL RECRUIT UNCOMMON MEN HERE. WE WILL RECRUIT MEN THAT ARE HELD TO HIGHER STANDARDS. I DON'T WANT PEOPLE TO BE NORMAL. I WANT THEM TO BE UNCOMMON" -- BRET BIELEMA

school history and the only two Razorbacks to be named the SEC Freshman of the Year.

In 2012, Bielema guided Wisconsin to its third straight Big Ten championship and the Badgers became the first team to represent the Big Ten in three straight Rose Bowls since Michigan qualified following the 1976-78 seasons. In his most recent game as Wisconsin head coach, Bielema led the Badgers to a 70-31 win over No. 14 Nebraska in the Big Ten Championship Game. Wisconsin became the second team to score 70 points in a conference championship game, matching the number scored by Texas in the 2005 Big 12 Championship Game. Wisconsin also had two 200-yard rushers in the same game for the first time in school history.

Also during the 2012 season, running back Montee Ball broke the NCAA career records for total touchdowns and rushing touchdowns. Ball has scored 82 total touchdowns, breaking the previous record of 78, and 76 rushing touchdowns, besting the old record of 73. As a team, the Badgers rank in the top 25 in the country in rushing offense, total defense, scoring defense, rushing defense, pass efficiency defense and pass defense.

BRET BIELEMA



In Bielema's eight seasons as head coach, he has had 17 players earn All-America honors, including 11 first-team All-Americans. He also has coached two Outland Trophy winners, one Doak Walker Award recipient, one winner of the Johnny Unitas Golden Arm Award and one Lott IMPACT Trophy winner as well as finalists for numerous other individual awards, including the Heisman Trophy. In the last six years, 21 Badgers were taken in the NFL Draft, including three in the first round.

Bielema, who served as Wisconsin's defensive coordinator for two seasons before becoming head coach, was on staff as UW compiled a 55-6 record at Camp Randall Stadium in his nine years. The Badgers won their first 16 home games under Bielema, the second-longest home winning streak in school history.

In his first two seasons as head coach, Bielema led Wisconsin to 21 wins. Only two other men in Big Ten history, Michigan's Fielding Yost (22) and Ohio State's Jim Tressel (21), have guided their teams to as many as 21 wins in their first two seasons as Big Ten head coaches.

Bielema coached Wisconsin to victories in 17 of his first 18 games. That represents the second-best start to a head coaching career in Big Ten history. Only Michigan's Yost, who went 55-0-1 from 1901-05, had a better beginning to a career.

In 2011, the Badgers won the inaugural Big Ten Championship Game, defeating Michigan State 42-39 to advance to the Rose Bowl for the second straight season. Wisconsin, winners of the Leaders Division, finished the season with an 11-3 record and recorded 11 regular-season victories for just the third time in school history, all under Bielema's watch.

Wisconsin's high-powered offense ranked sixth in the country in scoring in 2011 behind quarterback Russell Wilson and Ball. They became the first teammates in FBS history to throw at least 30 touchdowns and run for at least 30 scores in the same season. Ball, a first-team All-American, was a finalist for the Heisman Trophy and tied Barry Sanders' FBS record for touchdowns scored in a season with 39 and broke Sanders' NCAA single-season scoring record with 236 points. Offensive linemen Peter Konz and Kevin Zeitler also earned first-team All-America recognition. The Badgers had a school-record nine players receive first-team All-Big Ten honors.

In 2010, the Badgers won a share of the 12th Big Ten championship in school history and first since 1999. UW tied a school record with seven conference victories and earned their first trip to the Rose Bowl since 1999. Wisconsin finished the season with an 11-2 record and ranked No. 7 in the final Associated Press Poll. The Badgers were explosive on offense, setting a school record and ranking

PERSONAL

BORN: Jan. 13, 1970
HOMETOWN: Prophetstown, Ill.
FAMILY: Wife, Jen
COACHING RECORD AT ARKANSAS: 3-9 (2nd Year)
CAREER HEAD COACHING RECORD: 71-33 (.683)

EDUCATION

Iowa – Bachelor's in Marketing, 1992

JOINED UA STAFF: Dec. 4, 2012
YEARS OF COLLEGIATE HEAD COACHING
EXPERIENCE/YEARS AT UA: 9/2
YEARS OF COLLEGIATE COACHING
EXPERIENCE/YEARS AT UA: 21/2

COACHING HISTORY

Dec. 2012–	Arkansas (Head Coach)
2006–12	Wisconsin (Head Coach)
2004–05	Wisconsin (Def. Coord./Linebackers)
2002–03	Kansas State (Co-Def. Coord./LB)
1996–2001	Iowa (Linebackers)
1994–95	Iowa (Graduate Assistant)

PLAYING HISTORY

1989–92 Iowa (defensive tackle)

POSTSEASON EXPERIENCE

HEAD COACH

Wisconsin	2013 Rose Bowl
	2012 Rose Bowl
	2011 Rose Bowl
	2009 Champs Sports Bowl
	2008 Champs Sports Bowl
	2008 Outback Bowl
	2007 Capital One Bowl

ASSISTANT COACH

Wisconsin	2006 Capital One Bowl
	2005 Outback Bowl
Kansas State	2004 Fiesta Bowl
	2002 Holiday Bowl
Iowa	2001 Alamo Bowl
	1997 Sun Bowl
	1996 Alamo Bowl
	1995 Sun Bowl

PLAYER

Iowa	1991 Rose Bowl
	1991 Holiday Bowl

HEAD COACH

GROWING UP AND FAMILY

Bret was born in Silvis, Ill., and the family lived in Moline, part of the Quad Cities, before moving to a farm outside Prophetstown, which is 35 miles from Davenport, Iowa.

Bret is the son of Arnie and Marilyn Bielema and he was born on Jan. 13, 1970. His parents have been married for more than 50 years. His hometown is Prophetstown, Ill., which has a population of 1,800 people.

Bret's father (Arnie) ran a hog farm and worked at the Genesco Co-Op, while his mother (Marilyn) directed a day care center. The Bielema family's 2,500 hogs outnumbered the human population of their hometown of Prophetstown (1,800).

Bret's mother (Marilyn) has battled cancer and she is where he says he gets his toughness.

While at Wisconsin, Bielema organized Football 101 for Women, an annual fundraising event to heighten the awareness of and raise funds to battle breast cancer. Through the instruction of Bret and his assistants, 300 women were exposed to the game's fundamentals - with all proceeds benefiting the Madison affiliate of the Susan G. Komen for the Cure.

Bret was married on March 10, 2012 to his wife Jen. The two married after dating for four years.

Jen did not know Bret coached football until about four months after they met in Las Vegas. They found out later she was at Wisconsin's Capital One Bowl victory over Arkansas, having decided to attend the game with a group of friends and her then-boyfriend.

Bret proposed to Jen on a cruise in March of 2011. The first night they were at a private dinner and he told her he did not want to be without her in the future and got down on one knee and proposed and turned his phone off for the week.

Bret did not buy the engagement ring in Madison, Wis., fearful word would get out. Instead, he purchased it from a Naples, Fla., jeweler he met through Wisconsin Athletic Director Barry Alvarez. A month before proposing, Bret attended an event in Naples and asked permission from Jen's father, Greg.



BRET BIELEMA



VS. ALL OPPONENTS

Akron	1-0	Northwestern	2-1
Alabama	0-1	Ohio St.	1-5
Arkansas	1-0	Ole Miss	0-1
Arizona St.	1-0	Oregon	0-1
Auburn	0-1	Oregon St.	1-1
Austin Peay	1-0	Purdue	5-0
Buffalo	1-0	Penn St.	2-3
Bowling Green	1-0	Rutgers	0-1
Cal-Poly	1-0	Samford	1-0
Fresno St.	2-0	San Diego St.	1-0
Florida	0-1	San Jose St.	1-0
Florida St.	0-1	South Carolina	0-1
Hawaii	1-0	South Dakota	1-0
Illinois	4-1	Southern Miss	1-0
Indiana	7-0	TCU	0-1
Iowa	3-2	Tennessee	0-1
Louisiana	1-0	Texas A&M	0-1
LSU	0-1	The Citadel	1-0
Marshall	1-0	Utah St.	1-0
Miami (Fla.)	1-0	UNLV	3-0
Michigan	3-2	UTEP	1-0
Michigan St.	3-4	Washington St.	1-0
Minnesota	7-0	Western Illinois	1-0
Mississippi St.	0-1	Wofford	1-0
Nebraska	2-1		
Northern Iowa	1-0		
Northern Illinois	3-0		

fifth in the country in scoring offense averaging 41.5 points per game. Their 45.2 points per game in conference play was the second-highest average in Big Ten history. Wisconsin nearly became the first team in FBS history to have three running backs gain 1,000 yards in the same season as James White finished with 1,052 yards, John Clay had 1,012 and Ball ran for 996.

Wisconsin was the most disciplined team in the country in 2010, leading the nation in both fewest turnovers with nine and fewest penalties per game with an average of 3.15. UW also ranked in the top 10 nationally in pass efficiency, third-down conversions, fourth-down conversions, red zone offense, time of possession and turnover margin. The Badgers were one of just six teams in the country to rank among the top 25 in both total offense and total defense.

Wisconsin players took home several national awards in 2010, including the Outland Trophy (Gabe Carimi), the Lott IMPACT Trophy (J.J. Watt) and the Unitas Golden Arm Award (Scott Tolzien). Carimi, Clay, Lance Kendricks, John Moffitt and Watt were all named All-Americans, giving Wisconsin its most All-America honorees since 1999. Bielema also garnered national acclaim for the Badgers' tremendous season. He was named a finalist for the Eddie Robinson, Bear Bryant and Home Depot Coach of the Year awards as well as a semifinalist for the Joseph V. Paterno Coach of the Year Award.

Eighteen players received All-Big Ten recognition, including five first-teamers. Carimi, Kendricks, Moffitt, Watt and Antonio Fenelus were all named first-team All-Big Ten, while Carimi was named Big Ten Offensive Lineman of the Year and White was chosen as the Big Ten Freshman of the Year.

Wisconsin's success under Bielema translated to the classroom as well with 131 academic all-conference selections in seven seasons. UW had a school-record 25 members of the football team honored as Academic All-Big Ten in 2012, breaking the previous record of 22 set in 2009 and matched in 2010. Before 2009, the school record was 19, set in Bielema's second season.

In 2009, Wisconsin won 10 games for just the sixth time in school history, capping the season with a win in the Champs Sports Bowl over No. 14 Miami. The Badgers started the season 5-0

YEAR-BY-YEAR COLLEGIATE HEAD COACHING RECORD

Year	Overall	Conference	Bowl	Final Ranking
2006	12-1	7-1, T2nd in Big Ten	Capital One, def. No. 12 Arkansas 17-14	No. 7
2007	9-4	5-3, 4th in Big Ten	Outback, lost to No. 16 Tennessee 21-17	No. 24
2008	7-6	3-5, T6th in Big Ten	Champs Sports, lost to Florida St. 42-13	--
2009	10-3	5-3, T4th in Big Ten	Champs Sports, def. No. 14 Miami (Fla.) 20-14	No. 16
2010	11-2	7-1, T1st in Big Ten	Rose, lost to No. 3 TCU 21-19	No. 7
2011	11-3	6-2, 1st in Big Ten*	Rose, lost to No. 6 Oregon 45-38	No. 10
2012	8-5	4-4, 1st in Big Ten*	Rose, lost to No. 8 Stanford 20-14*	--
2013	3-9	0-8, 7th West	--	--
Totals	71-33	37-27		

*Won Big Ten Championship Game

*Did not coach Wisconsin in Rose Bowl, and loss is not reflected in record

HEAD COACH



FOOTBALL

Bret's mother (Marilyn) saw something in him at a very early age; a drive to be successful. When he was in the third grade she went to a parent-teacher conference where his teacher told her Bret says he's going to be a pro football player and don't you ever doubt him.

Bielema played college football as a defensive lineman at the University of Iowa under legendary coach Hayden Fry from 1988 to 1992, serving as a team captain his senior season.

The Mentors

Hayden Fry, Kirk Ferentz, Bill Snyder, Barry Alvarez



before dropping a pair of games to teams ranked in the top 15. Wisconsin then won five of its last six games to finish the season 10-3. After not being ranked to start the season, UW finished the year ranked 16th in both polls.

In addition to team success, a number of Badger individuals earned honors in 2009. Running back John Clay was named Big Ten Offensive Player of the Year while linebacker Chris Borland took home conference freshman of the year honors. A total of five Badgers were named first-team All-Big Ten. Wisconsin led the Big Ten in scoring offense, total offense, rushing offense, rushing defense, sacks, time of possession and red zone offense. In the national rankings, UW ranked among the top 10 in rushing defense, third-down conversions, sacks, time of possession and red zone offense.

In 2008, Bielema guided the Badgers to a school-record seventh consecutive bowl game. UW began the season 3-0, including a road win at No. 21 Fresno State, Wisconsin's first road win over a ranked non-conference opponent since 1958. Bielema took the Badgers to New Year's Day bowl games in each of first his two campaigns as head coach. In 2007, the Badgers were 9-4 overall and Bielema was a semifinalist for the George Munger Award, given by the Maxwell Football Club to the national coach of the year. The 2007 Badgers fought through key injuries and other forms of adversity to win four of their last five games and earn an invitation to the Outback Bowl in Tampa, Fla. Tight end Travis Beckum and kicker Taylor Mehlhaff earned All-America honors.

Bielema guided the Badgers to a 12-1 overall record and 7-1 mark in the Big Ten during his rookie year in 2006. Wisconsin capped that record-setting season with a 17-14 win over Arkansas in the 2007 Capital One Bowl. No previous Wisconsin team had won more than 11 games in a season. In addition, Bielema became just the third rookie head coach in NCAA Bowl Subdivision history to pilot

BRET BIELEMA



THE COMMUNITY

Bret is generous with his time and energy as he made more than 75 public appearances around the state in the spring of 2013. He is active with Komen Foundation and Big Brothers/Big Sisters, among other charitable organizations.

Bret is known as a very social person. When he started kindergarten, his mother was working so his grandmother watched him in the mornings and would send him to kindergarten in the afternoon. Bret and his grandmother would go to the nursing home his aunt stayed in and push wheelchairs to the cafeteria. Ever since, it has been important for him to connect with people.

his team to 12 victories. His efforts were rewarded when he was named the 2006 Dave McClain Big Ten Coach of the Year. Bielema also was named one of five finalists for the Bear Bryant National Coach of the Year Award and was a finalist for the 2006 Schutt Sports Division IA Coach of the Year Award.

Wisconsin surprised most observers outside the program by setting school records for overall wins (12) and regular-season victories (11), as well as tying the UW mark for conference victories (seven). The Badgers did it with a defensive unit that ended the 2006 regular season ranked among the top three nationally in pass defense, pass efficiency defense, total defense and scoring defense. And they did it with an offense led by a pair of seniors (QB John Stocco and All-America tackle Joe Thomas), a young but talented offensive line, the Big Ten Freshman of the Year (P.J. Hill) at tailback and an emerging corps of receivers, including John Mackey Award semifinalist Travis Beckum.

Bielema was Wisconsin's defensive coordinator in 2004 and 2005, a period in which the program produced a 19-6 record under former head coach Barry Alvarez. The 2004 Badgers were ranked sixth nationally in scoring defense and ninth in total defense. The 2005 club, which earned Wisconsin's first shutout since 1999, finished its 10-win season with a 24-10 victory over No. 7 Auburn in the 2006 Capital One Bowl, limiting the high-powered Tigers to just 236 yards of total offense.

During Bielema's two years guiding the Badger defense, two players earned first-team All-America honors and two others were first-team All-Big Ten selections. While coaching the Badgers' linebackers, Bielema developed Mark Zalewski and Dontez Sanders, both of whom earned honorable mention all-conference acclaim.

Bielema was co-defensive coordinator at Kansas State under Bill Snyder in 2002 and 2003. The Wildcats were 22-6 during Bielema's time in Manhattan and finished in the top 10 nationally both seasons in scoring and total defense. The Wildcats won their first Big 12 title in 2003. Among Bielema's standout players at Kansas State were first-team All-American Josh Buhl, 2003 NFL second-round draft pick Terry Pierce and second-team All-Big 12 selection Bryan Hickman.

Prior to his years at Kansas State, Bielema spent nine seasons as an assistant coach at his alma mater, Iowa, where he worked for head coaches Hayden Fry and Kirk Ferentz. The 1997 Hawkeyes posted three shutouts and ranked No. 4 nationally in scoring defense.

Bielema lettered from 1989-92 at Iowa after joining the program as a walk-on. He earned a scholarship after his first year and was a member of Iowa's 1990 Big Ten championship team. A starter as a junior in 1991, he was a team co-captain as a senior. Bielema signed a free agent contract with the Seattle Seahawks and later completed his playing career with the Milwaukee Mustangs of the Arena Football League.

A 1992 graduate of Iowa with a degree in marketing, Bielema married the former Jen Hielsberg on March 10, 2012.



JIM CHANEY

OFFENSIVE COORDINATOR/QUARTERBACKS COACH



Jim Chaney, who boasts experience in the NFL, SEC and Big Ten, enters his second season as Arkansas' offensive coordinator and quarterbacks coach.

In his first season coordinating the Razorbacks' offense, he oversaw a balanced offense that included contributions from four freshman All-Americans, SEC Freshman of the Year Alex Collins and first-team All-American Travis Swanson. Arkansas' offense, which included underclassmen starters at quarterback, running back, tight end and two positions on the offensive line, rushed for at least 200 yards in seven of 12 games and broke the single-season school record with just 8.0 sacks allowed. The Razorbacks led the SEC and ranked third in the NCAA with an average of 0.67 sacks allowed per game and also topped the conference and ranked sixth in the country allowing one snap every 37.63 pass attempts.

Arkansas' 5.28 yards-per-carry average from 2013 ranked as the fourth-highest single-season average in school history. The effort was led by freshman Alex Collins, the second freshman in school history and 10th true freshman in SEC history to rush for 1,000 yards, and sophomore Jonathan Williams, the second Razorback duo to each rush for at least 900 yards in the same season.

Chaney's quarterback group withstood adversity throughout the season as sophomore starter Brandon Allen was injured in the third game of the season, pressing transfer backup AJ Derby into service. Before his injury, Allen ranked third in the SEC in passing touchdowns and 17th in the NCAA in passing efficiency. He finished the season with 1,552 passing yards and 13 touchdowns, the 13th-highest single-season total in school history.

Chaney spent the previous four seasons at Tennessee as the Vols' offensive coordinator and quarterbacks coach and was the interim coach for UT's 37-17 win against Kentucky in the 2012 season finale. Prior to his time in Knoxville, he coached the St. Louis Rams for three seasons after nine years as offensive coordinator at Purdue. Chaney also has held recruiting coordinator duties at three different schools.

Chaney oversaw the development of UT quarterback Tyler Bray, who was named the Vols' starter as a true freshman. After playing in 28 career games, Bray moved into the top five in many of the school's passing categories, ranking fourth in passing touchdowns, fourth in passing yards, fourth in pass attempts and fifth in completions.



The Chaney family (l-r): Sara, Jim, Lisa and Elizabeth.

In 2012, Bray passed for 3,619 yards and 34 touchdowns. His touchdowns were the seventh-most in a season in SEC history, and his passing yards ranked 11th in conference history. Bray also broke the Tennessee single-game record with 530 yards passing, a record previously held by Peyton Manning and the second-highest single-game total in SEC history.

Also during the 2012 season, wide receiver Justin Hunter ranked third in the SEC with 1,083 receiving yards and was fourth in the conference with an average of 6.1 receptions per game. His 73 catches ranked as the second-highest single-season total in UT history, and his receiving yards ranked third on the school's single-season list. As a team, Tennessee led the SEC and was fourth in the NCAA allowing an average of 0.67 sacks per game. The Vols also ranked 16th in the country in passing offense, 19th in total offense, 23rd in scoring offense and 33rd in passing efficiency.

In 2011, Tennessee scored at least 40 points in three of their first four games and ended the season third in the SEC in passing offense and fewest sacks allowed. Wide receiver Da'Rick Rogers led the SEC in receptions with 67 and was second in the conference with 1,040 receiving yards on his way to earning first-team All-SEC honors from the Associated Press.

The 2010 offense produced 71 plays of 20-or-more yards, 19 which went for touchdowns, despite fielding a new quarterback, new starting running back and an overhauled offensive line. Hunter set the Tennessee freshman record with seven receiving touchdowns and averaged a team-high 25.9 yards per catch as he earned a spot on the SEC All-Freshman Team. Bray broke Tennessee freshman records with 1,849 passing yards, 125 completions and 18 passing touchdowns and became the first UT quarterback to throw multiple touchdowns in six straight games since Manning. Running back Tauren Poole also excelled, rushing for 1,034 yards in his first season as the starter.

Before his time at Tennessee, Chaney spent three seasons with the St. Louis Rams. He coached the offensive line two seasons and worked with the tight ends in 2008. Chaney's offensive line blocked for running back Steven Jackson, who rushed for more than 1,000 yards all three seasons Chaney was in St. Louis.

Chaney made the move to professional football after nine years as Purdue's offensive coordinator. In his first four seasons, he also was the Boilermakers' recruiting coordinator and helped break a 13-year bowl drought in his first season. In his time there, Purdue led the Big Ten in passing offense five times and total offense three times. The Boilermakers were ranked in the top 10 in the NCAA in total offense six times, including in 2000 when they were fourth in the country.

While at Purdue, Chaney tutored quarterback Drew Brees, who was drafted in the second round of the 2001 NFL Draft by the San Diego Chargers and was named Super Bowl XLIV MVP and the NFL's Offensive Player of the Year in 2008 and 2009. Brees led the NCAA in total offense in 2000, averaging 349.1 yards per game, and won the Maxwell Award. Chaney also helped direct Tim Stratton to the inaugural John Mackey Award, given to the nation's best tight end, in 2000. The 2000 team also won the Big Ten and advanced to the Rose Bowl for the first time in 33 years.

As recruiting coordinator, Chaney helped Purdue sign some of the country's top high school talent. The 1998 class ranked

PERSONAL

Coaching Duties: Offensive Coordinator/QB

Born: January 12, 1962

Family: Wife Lisa; Daughters, Elizabeth and Sara

EDUCATION

Central Missouri State – B.S. in physical education, 1985

Joined UA Staff: Dec. 12, 2012

Years of Collegiate Experience/Years At UA: 22/2

Years Of NFL Experience: 3

Recruiting Territory: Missouri

COACHING HISTORY

Dec. 2012–	Arkansas (Off. Coordinator/Quarterbacks)
2009–12	Tennessee (Off. Coordinator/Quarterbacks)
2008	St. Louis Rams (Tight Ends)
2006–07	St. Louis Rams (Offensive Line)
2002–05	Purdue (Off. Coordinator/Quarterbacks)
1997–2001	Purdue (Off. Coord./Recruiting Coord./QBs)
1994–96	Wyoming (Off. Line/Recruiting Coordinator)
1993	Wyoming (Graduate Assistant/Tight Ends)
1989–92	Cal State Fullerton (Off. Coord./Recruiting Coord.)
1988	Western Michigan (Offensive Line)
1985–87	Cal State Fullerton (Off. Coord./Recruiting Coord.)

PLAYING EXPERIENCE

Central Missouri St. (nose guard), 1980–83

POSTSEASON EXPERIENCE

ASSISTANT COACH	
Tennessee	2010 Music City Bowl 2009 Chick-fil-A Bowl
Purdue	2004 Sun Bowl 2004 Capital One Bowl 2002 Sun Bowl 2001 Sun Bowl 2001 Rose Bowl 2000 Outback Bowl 1998 Alamo Bowl 1997 Alamo Bowl
Wyoming	1993 Copper Bowl

second in the Big Ten and 11th nationally, and each of his final five signing classes were in the top 30 in the nation.

Before Purdue, Chaney was at Wyoming for four years, serving as offensive line coach and recruiting coordinator from 1994–96 and was a graduate assistant coaching tight ends coach in 1993. Chaney began his coaching career at Cal State Fullerton in 1985. He served in many areas, including offensive coordinator and recruiting coordinator.

A native of Holden, Mo., Chaney earned his bachelor's degree in physical education from Central Missouri State in 1985. He played nose guard for Central Missouri State and was named an all-conference performer as a senior.

Chaney and his wife, Lisa, have two daughters, Elizabeth and Sara.

ROBB SMITH

DEFENSIVE COORDINATOR/SECONDARY COACH



Robb Smith, who was instrumental in Rutgers achieving a stunning college football turnaround that included winning a share of the 2012 Big East championship behind a top-10 nationally ranked defense, was named Arkansas' defensive coordinator and secondary coach Feb. 8, 2014.

Smith spent the 2013 season as linebackers coach for the Tampa Bay Buccaneers after 14 years of collegiate coaching experience, which included four seasons at Rutgers University where he was defensive coordinator and secondary coach in 2012. That season, Rutgers ranked fourth in the nation in points allowed per game (14.2), sixth in rush yards allowed per game (95.2), 10th in total defense (311.6 yards per game) and tied for third in rushing touchdowns allowed (6).

Last season in Tampa Bay, Smith coached second-year linebacker Lavonte David. David was named a first-team All-Pro in 2013, one of just 12 defensive players in the NFL recognized on the first-team defense, after he started all 16 games and recorded 144 tackles, including 6.0 sacks, five interceptions, 10 passes defended, two forced fumbles and one fumble recovery. Since sacks became an official statistic in 1982, David was the first linebacker in NFL history and third player to register at least 100 tackles with at least six sacks and five or more interceptions in a season, joining Rodney Harrison in 2000 and Dave Duerson in 1986.

The 2012 season saw Rutgers claim its first conference title since 1961 and the fifth in school

history. Rutgers allowed just 91 points against seven Big East opponents in Smith's season as defensive coordinator, which ranked as the eight-lowest total in conference history. The defense held opponents to 95.2 rushing yards per game, which marked only the third time in school history the Scarlet Knights kept the opponent average below 100 yards.

While at Rutgers, Smith coached linebacker Khaseem Greene who became an All-American and was selected in the fourth round of the 2013 NFL Draft by the Chicago Bears. As a junior in 2011, Greene switched from safety to weak side linebacker. He led the Big East Conference with 141 tackles, 3.5 sacks and two forced fumbles. As a senior in 2012, Greene recorded 136 tackles, including 12 for loss with six sacks, six forced fumbles, two interceptions and three fumble recoveries with two returned for touchdowns. He was named the Big East Defensive Player of the Year and was named a first-team All-American by ESPN. Greene's 15 career forced fumbles stand as the NCAA record.

Prior to 2012, Smith served in various capacities on the Rutgers staff including special teams coordinator and linebackers coach in 2011, special teams coordinator and cornerbacks coach in 2010 and special teams coordinator and outside linebackers coach in 2009.

Under Smith's guidance, Rutgers became one of the best special teams units in college football. The Scarlet Knights ranked in the top 10 in blocked punts each of his three years coordinating the unit. Rutgers led the country in 2010 with nine blocked punts, tied for second in 2011 with nine and ranked eighth in 2009 with five. While Smith was at Rutgers, the Scarlet Knights led the nation with 31 blocked kicks. They were also one of the best in the nation in punt and kick returns for touchdowns, tying for fifth with five punt return touchdowns and tying for ninth with four kickoff return touchdowns. Their nine combined special teams touchdowns tied for the fifth-highest total in the NCAA during that time.

Before going to Rutgers, Smith worked at the University of Maine as assistant head coach and

PERSONAL

Coaching Duties: Defensive Coordinator/Secondary
Born: May 10, 1975
Family: Wife, Amy; Sons, Charlie and Jack

EDUCATION

Allegheny College - B.S. in economics, 1997
Iowa - M.S. in communications studies, 2002

Joined UA Staff: Feb. 8, 2014
Years Of Collegiate Experience/Years At UA: 15/1
Years Of NFL Experience: 1
Recruiting Territory: Georgia, Florida

COACHING HISTORY

Feb. 2014-	Arkansas (Defensive Coordinator/Secondary)
2013	Tampa Bay Buccaneers (Linebackers)
2012	Rutgers (Defensive Coordinator/Secondary)
2011	Rutgers (Special Teams Coord./Linebackers)
2010	Rutgers (Special Teams Coord./Cornerbacks)
2009	Rutgers (Special Teams Coord./Outside LB)
2006-08	Maine (Asst. HC/Defensive Coordinator)
2005	Maine (Special Teams/Linebackers)
2002-04	Maine (Defensive Backs)
1999-2001	Iowa (Quality Control/Def. Grad. Assistant)

POSTSEASON EXPERIENCE

ASSISTANT COACH

Rutgers

2012 Russell Athletic Bowl
2011 New Era Pinstripe Bowl
2009 St. Petersburg Bowl

Maine

2008 FCS First Round
2002 FCS Quarterfinal

Iowa

2001 Alamo Bowl

PLAYER

Allegheny College

1996 Division III First Round
1994 Division III First Round

defensive coordinator (2006-08), special teams and linebackers coach (2005) and defensive backs coach (2002-04). Under Smith, Maine boasted one of the top defenses in the FCS, highlighted by the 2006 team that ranked first in rush defense, second in total defense, third in sacks and fourth in scoring defense.

A 1997 graduate of Allegheny (Pa.) College with a bachelor's degree in economics, Smith was a three-year letterwinner at strong safety. He began his coaching career as a graduate assistant with Iowa from 1999-2001 and earned his master's degree in communications studies from Iowa in 2002.

Born on May 10, 1975, Smith graduated from Leechburg (Pa.) High School. He and his wife, Amy, have two children: Charlie and Jack.



The Smith family (l-r): Amy, Rob, Jack and Charlie.

RANDY SHANNON

SENIOR ASSOCIATE HEAD COACH/LINEBACKERS COACH



Randy Shannon, who has won three national titles as a player and coach, was named Arkansas' linebackers coach on Dec. 30, 2012, and promoted to Senior Associate Head Coach in February of 2014.

In his first season at Arkansas, Shannon inherited the Razorbacks' youngest position group and had five different linebackers make their first career start in 2013. Junior Braylon Mitchell and senior Jarrett Lake led the group and tied for second on the team with 77 tackles. Each also contributed three pass breakups and two quarterback hurries, and Lake was named third-team Midseason All-SEC. True freshman Brooks Ellis started the final four games at middle linebacker and recorded 30 tackles, including a career-high 11 at Ole Miss and 10 at No. 15 LSU, with 2.0 sacks and one pass breakup in those starts.

Shannon coached linebackers at TCU in 2012 following a four-year stint as head coach at the University of Miami, where he led the Hurricanes to a 28-22 record from 2007-10. Before rising to the head position, Shannon was the defensive coordinator for Miami from 2001-06 and was an assistant coach for the Hurricanes from 1991-97. In between his stints on the Coral Gables campus, Shannon spent three seasons as an assistant coach with the Miami Dolphins. Shannon, who lettered at Miami from 1985-88, was part of three of the Hurricanes' five national championships as a player and assistant coach.

Shannon's linebacker unit excelled in TCU's first season in the Big 12. Kenny Cain was a second-team All-Big 12 selection by the Associated Press and the conference's coaches, and Joel Hasley was an AP honorable mention all-conference performer. Cain made a career-high 14 tackles in a victory at Texas, the most for a TCU linebacker in a game since 2004, and Hasley ranked ninth in the conference in tackles for loss per game.

As a team, the Horned Frogs led the Big 12 in rushing defense and total defense and ranked second in the conference in scoring defense and pass efficiency defense. TCU's average of 103.92 rushing yards per game allowed was 10th in the NCAA, and the team's average of 332.00 total yards allowed per game ranked 18th in the country despite facing five of the nation's top-12 offenses. TCU also led the Big 12 in third-down defense, first downs allowed and three-and-outs per game.

In 2010, Miami earned a 7-5 record, including a 5-3 mark in the ACC, and a berth in the Sun Bowl. In 2009, Shannon guided his team to the program's best mark since the 2005 campaign as Miami made its 35th overall bowl appearance, finishing 9-4 overall and 5-3 in ACC play. Four Hurricanes earned first team All-ACC honors, and Miami was one of only nine teams to rank in the top 35 in both total offense and total defense. Miami knocked off three teams ranked in the Top 25 in its first four games, had nine players earn All-ACC postseason honors and saw its offense put up 5,199 yards, the most since 2002 when the team played for the national championship.

All of Shannon's Miami teams were able to uphold UM's academic success off the field. His UM football teams achieved NCAA Academic Progress Rates (APR) of 978, 977, 969 and 966, which have all ranked in the top 10 nationally. The 978 APR in the 2010 APR report was tied for the sixth-highest rate in the country. The 977 APR in the 2009 report was the seventh-highest rate in the country out of 119 Bowl-Subdivision football programs. Those rates also were the second highest in the Atlantic Coast Conference and highest among all schools in Florida.

In his second season in 2008, he guided the Hurricanes to the program's 34th overall bowl appearance at the 2008 Emerald Bowl. Miami finished the season 7-6 and one game out of first place with a 4-4 mark in the ACC. The squad had a five-game winning streak, which was the longest for the Hurricanes since 2005. Freshman linebacker Sean Spence was named the ACC Defensive Rookie of the Year and kicker Matt Bosher was a semifinalist for the Lou Groza Award given to the nation's best kicker. Linebacker Sean Spence, defensive tackle Marcus Forston, defensive end Marcus Robinson and returner Travis Benjamin earned Freshman All-America honors. Miami also ranked No. 7 nationally in pass defense, 25th in tackles for loss and 28th overall in total defense yielding 317.56 yards per game. The 2008 Hurricanes also ranked in the top four in the ACC in punt returns, pass defense, scoring offense, net

punting and tackles for loss.

Shannon coached Miami to a 31-3 win over Marshall in his head coaching debut on Sept. 1, 2007. The Hurricanes went on to finish 5-7 and 2-6 in the Atlantic Coast Conference. His Hurricanes showed promise for the future of the program. Miami's 2008 signing class ranked as the top class in the country by ESPN.com. The 2009 signing class ranked in the top 10 nationally as Miami signed six players ranked in the ESPN.com Top 150.

Prior to being named head coach at Miami, Shannon was the school's defensive coordinator for six seasons and coached top 10 defenses in five of those six seasons. In his first season back, 2001, the Hurricanes won their fifth national championship and he became the first UM coach to be named the winner of the Frank Broyles Award, presented annually to the nation's top assistant coach. The Hurricanes had 25 defensive players taken in the NFL Drafts from 2002-07, including 12 first-round picks.

Shannon produced defenses that rank among the best in the history of the program. Despite a 7-6 record in 2006, the defense ranked seventh in the country in total defense, allowing just 255.5 yards per game, fourth in rushing defense with a school-record 67.9 yards allowed per game and 13th in scoring defense at 15.5 points allowed per game.

In 2005, Shannon was named defensive coordinator of the year by Rivals.com. His aggressive 4-3 scheme led the nation most of the season in nearly every category and finished No. 1 in pass defense with a mark of 152.17 yards per game allowed and pass efficiency defense at 89.48. The Hurricanes also ranked fourth in total defense at 270.08 yards per game allowed and scoring defense with a mark of 14.25 points per game allowed, and their average of 117.92 rushing yards per game allowed ranked 23rd in the nation.

In 2004, Shannon's defense ranked ninth in the country in pass defense despite having three new starters in the secondary. The UM defenses in 2002 and 2003 led the nation in fewest passing yards allowed, and the 2003 unit was fourth nationally in pass efficiency defense with a mark of 96.16 rating while finishing second in the nation in total defense at 257.5 yards per game allowed. The 2003 Hurricanes also ranked fourth in the country with an average of 15.1 points per game allowed.

His 2002 unit led the nation with 119.7 passing yards per game allowed and in pass efficiency defense with an 83.91 rating, while finishing seventh in the nation in total defense at 285.0 yards per game allowed. That year, Miami fielded an entirely new starting unit in the defensive secondary.

In 2001, Miami led the nation in turnover margin by forcing a school-record 27 interceptions and 45 turnovers. Miami defenders allowed a national-best 9.4 points per game, led the nation in pass efficiency defense with a 75.60 rating, ranked second in pass defense with an average of 138.2 yards per game allowed through the air and was sixth in total defense with an average of 270.9 yards per game allowed. The 2001 Hurricanes gave up just 12 touchdowns while adding seven touchdowns of their own.

In his six seasons as defensive coordinator, the Hurricanes had seven All-America players, and he tutored eight other All-Americans as a position coach. As a head coach and defensive coordinator, he's coached 14 defensive players who were selected in the first round of the NFL Draft.

He was a graduate assistant in 1991 when the Hurricanes won their fourth national championship and in 1992 became a full-time assistant coach working with the defensive line. From 1993-97 he coached linebackers, including Ray Lewis, a 13-time Pro Bowl selection and two-time NFL Defensive Player of the Year who was a first-round pick by the Baltimore Ravens in the 1996 NFL Draft. Shannon was a defensive assistant with the Miami Dolphins in 1998 and 1999 before assuming the role of linebackers coach in 2000.

As a player at Miami, Shannon was a four-year letterman at linebacker and the starter on the 1987 national championship team. He received the Christopher Plumer Award for most inspirational player as a senior in 1988. Shannon concluded his career in 1988 when he ranked fourth on the team in tackles, sacks and tackles for loss, while leading the team in passes broken up and forced fumbles.

PERSONAL

Coaching Duties: Senior Associate
Head Coach, Linebackers
Born: February 24, 1966

EDUCATION

University of Miami – B.S. in liberal arts, 1989

Joined UA Staff: Dec. 30, 2012
Years Of Collegiate Experience/Years At UA: 21/2
Years Of NFL Experience: 3
Recruiting Territory: Florida

COACHING HISTORY

Dec. 2012–	Arkansas (Linebackers)
2012	TCU (Linebackers)
2007–10	University of Miami (Head Coach)
2001–06	University of Miami (Defensive Coordinator)
2000	Miami Dolphins (Linebackers)
1998–99	Miami Dolphins (Defensive Assistant)
1993–97	University of Miami (Linebackers)
1992	University of Miami (Defensive Line)
1991	University of Miami (Graduate Assistant)

PLAYING EXPERIENCE

Miami (linebacker), 1985–88

POSTSEASON EXPERIENCE

HEAD COACH

Miami (Fla.)	2010 Sun Bowl 2009 Champs Sports Bowl 2008 Emerald Bowl
--------------	---

ASSISTANT COACH

TCU	2012 Buffalo Wild Wings Bowl
Miami (Fla.)	2006 MPC Computers Bowl 2005 Peach Bowl 2004 Peach Bowl 2004 Orange Bowl 2003 Fiesta Bowl 2002 Rose Bowl 1996 Carquest Bowl 1995 Orange Bowl 1994 Fiesta Bowl 1993 Sugar Bowl 1992 Orange Bowl

PLAYER

Miami (Fla.)	1986 Orange Bowl 1987 Fiesta Bowl 1988 Orange Bowl 1989 Orange Bowl
--------------	--

Shannon attended Miami's Norland High School and earned all-state and honorable mention All-America recognition from Street & Smith's as a senior linebacker. He also lettered in basketball, averaging 19 points per game, and competed in the triple jump on the track and field team.

An 11th-round draft choice of the Dallas Cowboys in 1989, he became the first rookie to start at outside linebacker for Dallas since 1963 and also was a standout on special teams. Shannon played for the Cowboys for two seasons before going into coaching.

SAM PITTMAN

ASSOCIATE HEAD COACH/RECRUITING COORDINATOR/OFFENSIVE LINE COACH



Sam Pittman, who is universally considered one of the nation's best offensive line coaches and recruiters, is in his second season as associate head coach, recruiting coordinator and offensive line coach.

In the last two NFL drafts, eight offensive linemen coached by Pittman have been drafted, including two first-round picks. In 2013, Ja'Wuan James was selected 19th overall by the Miami Dolphins and Travis Swanson became the highest Razorback center draft pick in school history when he was picked 76th overall by the Detroit Lions. In 2012, Jonathan Cooper, who was tutored by Pittman for four seasons at North Carolina, was the seventh overall pick to the Arizona Cardinals, the earliest an offensive guard had been taken since 1986.

In Pittman's first season at Arkansas, he tutored a first-team All-American and Rimington Trophy finalist as well as two Freshman All-Americans. Center Swanson led the offensive line and was flanked by true freshmen at both guard positions for the final eight games of the season. The offensive line broke the Arkansas single-season record by allowing just 8.0 sacks, and the average of 0.67 sacks allowed per game led the SEC and ranked third in the NCAA. Arkansas also led the conference and was sixth in the nation allowing one sack every 37.63 pass attempts. The Razorback offensive line kept opponents out of the backfield all season, and finished first in the SEC and fourth in the NCAA with an average of 3.75 tackles for loss allowed per game.

On the ground, the offensive line paved the way for seven 200-yard rushing games and a team average of 5.28 yards per carry, which was the fourth-highest single-season rushing average in school history. True freshman running back Alex Collins became the first freshman in SEC history to rush for at least 100 yards in three straight games to start a career and finished the season as the conference's 10th 1,000-yard freshman rusher. Collins teamed with sophomore Jonathan Williams to be the second pair of Razorbacks to rush for at least 900 yards in the same season, joining first-round NFL Draft picks Darren McFadden and Felix Jones. Williams' average of 6.0 yards per carry was 12th on Arkansas' single-season list.

Pittman oversaw the offensive line for offensive coordinator Jim Chaney in 2013 at Tennessee, when the Volunteers led the SEC and ranked fourth in the NCAA in fewest sacks allowed per game, following five seasons coaching the offensive line at North Carolina.

In 2012, Tennessee quarterback Tyler Bray passed for 3,619 yards and 34 touchdowns. His touchdowns were the seventh-most

in a season in SEC history, and his passing yards ranked 11th in conference history. Bray also broke the Tennessee single-game record with 530 yards passing, a record previously held by Peyton Manning and the second-highest single-game total in SEC history.

Also during the 2012 season, wide receiver Justin Hunter ranked third in the SEC with 1,083 receiving yards and was fourth in the conference with an average of 6.1 receptions per game. His 73 catches ranked as the second-highest single-season total in UT history, and his receiving yards ranked third on the school's single-season list. As a team, Tennessee led the SEC and was fourth in the NCAA allowing an average of 0.67 sacks per game. The Vols also ranked 16th in the country in passing offense, 19th in total offense, 23rd in scoring offense and 33rd in passing efficiency.

The 2011 North Carolina team, with Pittman having been promoted to associate head coach, averaged 6.3 yards per play in the regular season, the second-best mark in the ACC. The UNC offensive line helped running back Giovani Bernard to 101.8 yards per game, a mark that led all NCAA freshmen and included seven 100-yard rushing games. Bernard's 14 rushing touchdowns ranked second nationally among freshmen.

Additionally, sophomore quarterback Bryn Renner led the Atlantic Coast Conference in passing efficiency, a category in which UNC led the conference as a team as well. The Tar Heels ranked fifth in the ACC in total offense at 396.6 while earning a berth in the AdvoCare V100 Independence Bowl.

Named one of the nation's top 25 recruiters by ESPN.com, Pittman twice signed the No. 2-rated offensive tackle in the country with James Hurst in 2010 and Kiaro Holt in 2011. Hurst, who started all 12 games at left tackle for UNC as a sophomore during the 2011 season, joined teammate and left guard Jonathan Cooper as the first Tar Heel tandem to earn All-ACC lineman honors since 1993.

Pittman also developed offensive lineman Garrett Reynolds, who earned second team All-ACC honors in 2008 and was selected in the fifth round of the 2009 NFL Draft by the Atlanta Falcons.

Pittman joined the Tar Heels after four seasons as the offensive line coach at Northern Illinois from 2003-06, including three seasons as assistant head coach from 2004-06. During that time frame, the Huskies produced a pair of standout rushers in Garrett Wolfe and Michael Turner.

Wolfe led the nation in rushing with 1,928 yards in 2006, while Turner, who has earned two Pro Bowl selections with the Atlanta Falcons and has led the NFC in rushing in 2010 and 2011, finished second in the nation as a senior at Northern Illinois in 2003 with 1,648 yards.

Pittman's first stint as offensive line coach for Northern Illinois was for two years, from 1994-95. Pittman also previously coached the offensive linemen at Kansas, Missouri, Western Michigan and Oklahoma (1997-98). He also coached offensive tackles and tight ends at Cincinnati.

Before coaching at NIU, Pittman spent two seasons as the head coach at Hutchinson Community College from 1992-93 after serving as the school's offensive line coach in 1991. He was a head coach in the high school ranks at Trenton High School in Missouri from 1989-90 and at Princeton High School, also in Missouri from 1987-88. He began his coaching career with a two-year stint as a student assistant at Pittsburg State from 1984-85, followed by one season as an assistant coach at Beggs High School in Oklahoma.

PERSONAL

Coaching Duties: Associate Head Coach/Recruiting Coordinator/Offensive Line

Born: November 28, 1961

Family: Wife Jamie

EDUCATION

Pittsburg State – B.S. in education, 1986

Joined UA Staff: Dec. 13, 2012

Years Of Collegiate Experience/Years At UA: 25/2

Recruiting Territory: Oklahoma, Kansas

COACHING HISTORY

Dec. 2012–	Arkansas (Offensive Line)
2012	Tennessee (Offensive Line)
2011	North Carolina (Associate HC/Offensive Line)
2007–10	North Carolina (Offensive Line)
2004–06	Northern Illinois (Assistant HC/Offensive Line)
2003	Northern Illinois (Offensive Line)
2001	Kansas (Offensive Line)
2000	Missouri (Offensive Line)
1999	Western Michigan (Offensive Line)
1997–98	Oklahoma (Offensive Line)
1996	Cincinnati (Offensive Tackles/Tight Ends)
1994–95	Northern Illinois (Offensive Line)
1992–93	Hutchinson (Kan.) CC (Head Coach)
1991	Hutchinson (Kan.) CC (Offensive Line)
1989–90	Trenton (Mo.) High School (Head Coach)
1987–88	Princeton (Mo.) High School (Head Coach)
1986	Beggs (Okla.) High School (Assistant Coach)
1984–85	Pittsburg State (Student Coach)

PLAYING EXPERIENCE

Pittsburg State (defensive end), 1980–83

POSTSEASON EXPERIENCE

ASSISTANT COACH

North Carolina	2011 Independence Bowl 2010 Music City Bowl 2009 Meineke Car Care Bowl 2008 Meineke Car Care Bowl
No. Illinois	2006 Poinsettia Bowl 2004 Silicon Valley Classic

PLAYER

Pittsburg State 1981 NAIA Championship Game

Pittman played defensive end at Pittsburg State, where he was a first-team NAIA All-American and twice earned all-conference recognition. He graduated with a bachelor's degree in 1986 and was inducted into the PSU Athletics Hall of Fame in 1998. He is married to the former Jamie Conrad.



The Pittman family (l-r): Jamie and Sam.

CLAY JENNINGS

DEFENSIVE BACKS COACH



Clay Jennings was announced as Arkansas' defensive backs coach Feb. 20, 2014. Jennings, who earned a reputation as TCU's ace recruiter, brings 16 years of coaching in the secondary and more than a decade at schools in the state of Texas to the position.

Jennings joined the TCU football staff as cornerbacks coach in January 2008. In his first three seasons with the Horned Frogs, TCU led the nation in total defense. From 2008–10, TCU became just the third program in NCAA history to lead the nation in total defense in three consecutive seasons.

While at TCU, Jennings coached 2014 first-round NFL Draft pick Jason Verrett, who was taken 25th overall by the San Diego Chargers. In 2012, Verrett earned All-America honors in addition to being the San Antonio Express-News Big 12 Defensive Player of the Year. He was also tabbed by CollegeFootballNews.com as the nation's top cornerback. He topped the Big 12 in interceptions (six) and passes defended (22) while being the only player nationally to rank in the top 10 in both categories. Verrett and Greg McCoy, a 2012 draft pick of the Chicago Bears, earned All-Mountain West honors in 2011. Jason Teague was a 2010 second-team All-MWC selection.



The Jennings family (l-r): Kenzie, Clay, Belinda and Kirby.

Both Rafael Priest and Nick Sanders were first-team All-MWC picks in 2009. Priest was ranked by Rivals.com as the nation's sixth-best cornerback, while Sanders was tabbed by Sporting News as the MWC's hardest hitter. The duo also received all-conference accolades in 2008.

Jennings, who has coached seven NFL defensive backs, came to the Horned Frogs after serving as the cornerbacks coach at Baylor in 2007.

Jennings worked two seasons (2005–06) as safeties coach at Houston. He helped the Cougars to back-to-back bowl appearances and the 2006 Conference USA championship. In 2006, Cougars' free safety Will Gulley earned Conference USA Defensive Player of the Year honors while Brandon Brinkley was named to the league's all-freshman squad.

In his first season at Houston, Jennings saw Rocky Schwartz earn Conference USA third-team all-conference honors and Kenneth Fontenette be named an honorable-mention Freshman All-American by Sporting News.

Prior to his two-year stint at Houston, Jennings spent two seasons (2003–04) as the defensive backs coach at Louisiana-Lafayette, where he helped the Ragin' Cajuns to a No. 11 national ranking in pass defense. At Louisiana-Lafayette, Jennings tutored NFL players Antwain Spann (New England Patriots), C.C. Brown (Houston Texans) and Michael Adams (Arizona Cardinals).

Jennings also worked two years (2001–02) as secondary coach and recruiting coordinator at Sam Houston State. He helped the Bearkats to a share of the 2001 Southland Conference championship and the quarterfinal round of the NCAA Division I-AA playoffs. At SHSU, Jennings coached All-American and Buck Buchanan Award finalist Keith Davis, who just completed his fifth season with the Dallas Cowboys.

PERSONAL

Coaching Duties: Defensive Backs

Born: Nov. 3, 1973

Family: Wife, Belinda; Son, Kirby; Daughter, Kenzie

EDUCATION

North Texas – B.S. in kinesiology, 1996

Joined UA Staff: Feb. 20, 2014

Years Of Collegiate Experience/Years At UA: 19/1

Recruiting Territory: Texas

COACHING HISTORY

Feb. 2014–	Arkansas (Defensive Backs)
2008–2013	TCU (Cornerbacks)
2007	Baylor (Cornerbacks)
2005–06	Houston (Safeties)
2003–04	Louisiana-Lafayette (Secondary)
2001–02	Sam Houston State (Secondary/Recruiting Coordinator)
2000	Southern Arkansas (Secondary)
1999	Morningside (Secondary)
1998	Morehouse (Secondary)
1997	North Texas (Graduate Assistant)
1996	North Texas (Student Assistant)

POSTSEASON EXPERIENCE

ASSISTANT COACH

TCU	2012 Buffalo Wild Wings Bowl
	2011 Poinsettia Bowl
	2011 Rose Bowl
	2010 Fiesta Bowl
	2008 Poinsettia Bowl
Houston	2006 Liberty Bowl
	2005 Fort Worth Bowl

PLAYER

North Texas	1994 FCS First Round
-------------	----------------------

Jennings also coached the secondary at Southern Arkansas (2000), Morningside College in Sioux City, Iowa (1999) and Morehouse College in Atlanta (1998). At SAU, Jennings mentored Jordan Babineaux of the Seattle Seahawks. At Morningside, Jennings coached first-team All-American Matt Walker.

A four-year letterwinner (1992–95) as a defensive lineman and special teams standout at North Texas, Jennings was a member of the Mean Green's 1994 Southland Conference championship team and the school's first NCAA Division I-A squad in 1995. He began his coaching career as a student assistant (1996) and then graduate assistant (1997) at North Texas before moving on to Morehouse.

Jennings is a 1992 graduate of Waco's La Vega High School and a 1996 North Texas alumnus (Bachelors of Science in kinesiology). Jennings and his wife, Belinda, have two children: son Kirby and daughter Kenzie.

BARRY LUNNEY JR.

TIGHT ENDS COACH



Barry Lunney Jr., a former UA letterman and graduate assistant coach, is entering his second season as tight ends coach at his alma mater.

In his first season coaching the Razorback tight ends, Lunney led fellow Arkansas native Hunter Henry to second-team All-SEC, Freshman All-America and SEC All-Freshman Team recognitions. Henry made 28 receptions for 409 yards and a team-high-tying four touchdowns, including two at No. 15 LSU in the season finale. Hunter's receiving yards ranked third in the nation among freshmen tight ends, and he was the only freshman tight end in the SEC with a 100-yard receiving game, a number he hit with 109 yards vs. No. 10 Texas A&M. Henry also led SEC tight ends and ranked third in the conference by gaining a first down on 78.6 percent of his receptions.

The tight end group, which also included redshirt freshmen Mitchell Loewen and Jeremy Sprinkle and senior Austin Tate, combined for 513 yards and five touchdowns on 30 catches. The group also helped block for a rushing attack that topped 200 yards in seven games and produced the second duo in school history to rush for at least 900 yards each in the same season. Arkansas also set a school record and ranked third in the NCAA by allowing just 8.0 sacks, an average of 0.67 per game.

Before returning to the Razorbacks, Lunney served as the offensive coordinator and quarterbacks coach at Bentonville High School since 2005. He began his coaching career as a graduate assistant at Arkansas before coaching at Tulsa and as the co-offensive coordinator at San Jose State.

In his eight years at Bentonville, the Tigers won 78 games, including 25 straight in 2010-11, played in four state championship games, claiming state titles in 2008

and 2010, and won six straight 7A West Conference crowns from 2007-12. Bentonville played in each of the last three 7A state championship games and won at least 12 games in four of the last five seasons.

Bentonville quarterback Dallas Hardison broke the Arkansas state single-season completion percentage record in 2010 and bettered the record in 2011 under the direct guidance of Lunney. In 2011 and 2012, the Tigers won their first 12 games to advance to the state championship game with an offense that averaged 42.5 and 36.8 points per game, respectively.

The 2010 Bentonville team finished the season 13-0 and won the 7A state championship. The offense averaged 47.0 points per game and scored at least 40 points nine times, including 49 points in the semifinal round and the state championship game. In 2009, the Tigers averaged 38.5 points per game and scored more than 40 points in six games while advancing to the quarterfinal round of the state playoffs and finishing with a 9-2 overall record.

Lunney's first state title at Bentonville came in 2008 as the Tigers won 12 games for the first time since 2001. The offense averaged 30.2 points per game and scored more than 30 points in seven of 13 games. In 2007, Bentonville won the first of its six straight conference crowns and advanced to the semifinal round of the state playoffs behind an offense that averaged 31.1 points per game. The 2006 Tigers qualified for the state playoffs for the first time since 2001 as the offense averaged 34.2 points per game. In 2005, Lunney's first year in charge of the Bentonville offense, its per-game scoring average improved by more than 20 points from the previous year.

Before moving to the high school coaching ranks, Lunney compiled seven years of collegiate coaching experience. His coaching career began with two seasons as a graduate assistant at Arkansas. In 1998, Arkansas won its first eight games and rose to No. 9 in the national rankings on the way to sharing the SEC Western Division title and earning a berth in the Florida Citrus Bowl. Lunney served as the Razorbacks' running backs coach for the bowl game and throughout the spring of 1999. Arkansas spent the majority of the 1999 season in the top 25 of the national rankings and finished the year with a 27-6 win over No. 14 Texas in the Cotton Bowl.

After his time as a graduate assistant, he spent three seasons at Tulsa, first working with quarterbacks in 2000 and 2001 and then moving to wide receivers in 2002. In

PERSONAL

Coaching Duties: Tight Ends
Born: September 11, 1974
Family: Wife, Janelle; Sons, Luke and Levi

EDUCATION

Arkansas - B.S. in kinesiology, 1996
Joined UA Staff: Jan. 15, 2013
Years Of Collegiate Experience/Years At UA: 8/1
Recruiting Territory: Arkansas

COACHING HISTORY

Jan. 2013-	Arkansas (Tight Ends)
2005-12	Bentonville High School (Off. Coordinator/Quarterbacks)
2003-04	San Jose State (co-Off. Coordinator/Quarterbacks)
2002	Tulsa (Wide Receivers)
2000-01	Tulsa (Quarterbacks)
1998-99	Arkansas (Graduate Assistant-Offense)

PLAYING EXPERIENCE

Arkansas (quarterback), 1992-95

POSTSEASON EXPERIENCE

ASSISTANT COACH

Arkansas	2000 Cotton Bowl
	1999 Florida Citrus Bowl

PLAYER

Arkansas	1995 CarQuest Bowl
----------	--------------------

2000, quarterback Josh Blankenship, who was named to the conference's all-academic team, ranked fifth in the WAC in total offense and receiver Don Shoals led the conference and ranked 11th in the NCAA in receptions per game.

Lunney was hired from Tulsa to be the co-offensive coordinator and quarterbacks coach at San Jose State. In his two seasons there, the offense produced six all-conference performers, and tight end Courtney Anderson was selected by the Oakland Raiders in the 2004 NFL Draft. In 2003, the Spartans ranked 17th in the NCAA in passing offense and quarterback Scott Rislov ranked third in the WAC in passing efficiency and total offense.

As a player for the Razorbacks, Lunney lettered from 1992-95, starting 40 games at quarterback, and was a team captain on the 1995 team that played in the SEC Championship Game for the first time in school history. In his first game as the starting quarterback, he led Arkansas to an upset win at No. 4 Tennessee. He left Arkansas holding UA career records for passing yards, passing touchdowns, pass completions, pass attempts and total offense plays. Lunney also played baseball at Arkansas. He was drafted by the Montreal Expos out of high school in 1992 and by the Minnesota Twins in 1996 and played one season of minor league baseball in the Twins organization.

Lunney graduated from Arkansas in 1996 with a bachelor's degree in kinesiology. He and his wife, Janelle, have two sons, Luke and Levi. His grandfather, John lettered at Arkansas from 1946-49.



The Lunney family (l-r): Janelle, Levi, Barry and Luke.

RORY SEGREST

DEFENSIVE LINE AND SPECIALISTS COACH



Rory Segrest, who helped the Philadelphia Eagles advance to the NFL playoffs three times and make one NFC Championship Game appearance in five seasons, was named Arkansas' defensive line coach and specialists coach on Jan. 8, 2014.

Segrest came to Arkansas after the third year of his second stint on the Samford coaching staff after returning as the team's defensive line coach and special teams coordinator in 2011. He previously coached at Samford from 2002-05 when he was defensive line coach, special teams coordinator and recruiting coordinator.

Samford finished the 2013 season ranked 18th in the final coaches poll after earning the program's first NCAA Division I - FCS Playoff berth since 1992. Fabian Truss was named to the AFCA Football Championship Subdivision Coaches' All-America Team as an all-purpose player as he ranked second nationally in kickoff return average at 32.1 yards per return. The Samford defense also led the SoCon in sacks and tackles for loss.

In 2012, Samford defensive lineman Nick Williams was named first-team all-conference, finished second in the Southern Conference and 36th nationally (FCS) with seven sacks. Williams was drafted by the Pittsburgh Steelers in the seventh round of the NFL Draft. Samford's defense tied for first in the SoCon and finished 27th in the FBS in sacks with 27. Additionally, Samford ranked 29th in the FCS in total defense.

Segrest's special teams units also had success in the 2012 season finishing sixth in kickoff returns with a 24.91 yard-per-return average and first in the

SoCon in kickoff coverage. Punt returner Riley Hawkins finished first in the SoCon and 14th in the FCS in punt return average, and Truss finished 13th in the FCS in kick return average. Kicker Cameron Yam was named first-team All American as well as first team all-conference.

Segrest's 2011 special teams units improved in every category over the previous season. The kickoff return unit was ranked 12th in the FCS, and Truss ranked seventh in the FCS and the punt return unit was ranked 19th in the FCS. Redshirt freshman punter Peranich ranked 24th in the FCS and was named to the SoCon All-Freshman Team. Kicker Cameron Yaw ranked second in the FCS in field goals, connecting on 23-of-28, and was tied for eighth in total scoring.

Segrest returned to Samford after coaching with the Philadelphia Eagles from 2006-10. While with the Eagles, Segrest was the special teams quality control/assistant defensive line coach (2006-07), special teams coordinator (2007-09) and defensive line coach (2009-10). In 2006 and 2010, the Eagles were the NFC East champions and made it to the NFC Championship game in 2008. Segrest also coached in the 2009 Pro Bowl.

Segrest's 2009 and 2010 defensive line units with the Eagles ranked second and fourth, respectively, in the NFL in sacks by defensive linemen. They ranked third (2010) and ninth (2009) in the league for tackles for a loss by defensive linemen and in 2010 was ranked second in the NFL in quarterback knockdowns and hurries by defensive linemen. Segrest also coached two-time Pro Bowler Trent Cole (2007, 2009) while with the Eagles.

Segrest's special teams units with the Eagles finished third in the NFL in 2008 in field goals made, and Pro Bowl kicker David Akers broke franchise records with 33 field goals and 144 points scored. Akers set his career high that year with 17 touchbacks. Punter Sav Rocca set a franchise record with his single-season net punt average of 37.9. Rocca and Akers were both named NFL's Special Teams Player of the month.

Segrest's previous coaching stops include Southeast Missouri State where he began in 1999 and

PERSONAL

Coaching Duties: Defensive Line/Specialists
Born: May 20, 1973
Family: Wife, Jackie; Son, James

EDUCATION

Alabama - B.S. in health care management, 1996

Joined UA Staff: Jan. 8, 2014

Years Of Collegiate Experience/Years At UA: 17/1

Years of NFL Experience: 5

Recruiting Territory: Georgia, Alabama, East Texas

COACHING HISTORY

Jan. 2014-	Arkansas (Defensive Line/Specialists)
2011-2013	Samford (Def. Line/Special Teams Coord.)
2009-10	Philadelphia Eagles (Defensive Line)
2007-08	Philadelphia Eagles (Special Teams Coordinator)
2006-07	Philadelphia Eagles (Quality Control)
2002-05	Samford (Def. Line/Special Teams Coord.)
2001	Southeast Missouri State (Off. Tackles/TE/Recruiting Coord.)
2000	Southeast Missouri State (Def. Line/Recruiting Coordinator)
1999	Southeast Missouri State (Defensive Line)
1997-98	Auburn (Graduate Assistant)
1996	Alabama (Strength and Conditioning GA)
1994-95	Alabama (Student Assistant Coach)

POSTSEASON EXPERIENCE

ASSISTANT COACH

Samford	2013 FCS First Round
Philadelphia	2011 NFC Wild Card Round 2010 NFC Wild Card Round 2009 NFC Championship Game 2009 Pro Bowl 2007 NFC Divisional Round
Auburn	1998 Peach Bowl
Alabama	1997 Outback Bowl 1995 Citrus Bowl

PLAYER

Alabama	1993 Gator Bowl 1993 Sugar Bowl
---------	------------------------------------

added recruiting coordinator duties for 2000-01. He was also the defensive graduate assistant at Auburn University from 1997-99 working with the defensive line and special teams units.

His coaching career began under Gene Stallings as a student assistant at Alabama in 1994 after his playing career was cut short by an injury. He was a member of the Crimson Tide's 1992 National Championship Team and was also awarded the team's 1995 Co-Leadership Award. Collegiately, Segrest has been a part of six bowl games as either a player or coach.

A native of Waycross, Ga., and a graduate of Waycross High School, he earned his B.S. in health-care management from Alabama in 1996 where he met his wife, Jackie. They have a son, James (13).



The Segrest family (l-r): James, Jackie and Rory.

MICHAEL SMITH

WIDE RECEIVERS COACH



Michael Smith, a record-setting receiver at Kansas State who went on to earn a reputation as one of the best recruiters in college football, enters his second season as Arkansas' wide receivers coach in 2013.

Last season, he took over a group that had seen four wide receivers selected in the last two NFL Drafts and produced contributions from seniors and freshmen alike. Senior Javontee Herndon enjoyed a breakout final season, leading the team with 31 receptions and 437 yards and tying for the team lead with four receiving touchdowns. Herndon also served as the Razorbacks' punt returner and finished the year ninth in the SEC in punt return yards. Sophomore Keon Hatcher caught 27 passes for 346 yards and two touchdowns and added 140 yards on 11 rushes, an average of 12.7 yards per carry. Hatcher also averaged 22.0 yards on nine kickoff returns. Senior Julian Horton averaged 11.8 yards per reception and added one touchdown. Freshman Eric Hawkins caught three passes and averaged 22.5 yards on four kickoff returns.

Smith, who was named one of the top 10 recruiters in the Big 12 Conference in 2012 by Rivals, spent the first 11 years of his coaching career at Kansas State and was the running backs coach at Rice in 2006 before moving to Arizona for the 2007 and 2008 seasons, coaching running backs his first season before moving to coach inside receivers. He returned to Kansas State in 2009 as the Wildcats' wide receivers coach.

The 2012 season saw Kansas State capture their second Big 12 title and play in the Fiesta Bowl as the Wildcats posted an 11-2 record and finished the year ranked No. 12 in the AP poll. Chris Harper led the Wildcats with 58 receptions for 857 yards and three touchdowns and earned second-team All-Big 12 honors. In 2011, true freshman Tyler Lockett earned All-America honors as a kick returner and made an immediate impact at the wide receiver position. He set the Big 12 and Kansas State single-season record for kickoff-return average at 35.2 yards per return.

In 2010, Smith tutored a wide receiver group that featured numerous players stepping up and contributing throughout a

season that saw several injuries at the position. Aubrey Quarles provided the most consistency throughout 2010 en route to All-Big 12 honors, while newcomers Tramaine Thompson, Brodrick Smith and Chris Harper all proved they had playmaking abilities.

In 2009, Kansas State was led by All-American Brandon Banks, who set school and Big 12 records in kickoff returns as well as leading the squad in receptions. Banks led the Big 12 and was eighth nationally with his average of 174.8 all-purpose yards per game and ranks third in school history with 3,828 career all-purpose yards. At wide receiver, Banks also led the team in receptions (56) and receiving yards (705) and also ranks seventh in Kansas State history with 123 career receptions and ninth in career receiving yards with 1,754.

Smith helped lead Arizona to a 2008 Las Vegas Bowl win over BYU while he tutored Mike Thomas, who became the Pac-10 career receptions record holder with 259 grabs. In 2007, Smith coached true freshman tailback Nic Grigsby to a 700-yard performance in seven starts, emerging from reserve to full-time duty.

At Rice, Smith helped the Owls to a 7-6 record in 2006, advancing to their first bowl game in 45 seasons. He coached senior Quinton Smith to 1,096 yards in 2006, making him only the sixth Owls' running back to eclipse the 1,000-yard mark.

The 1995 Kansas State graduate has coached the top three career rushing leaders in Kansas State history in Darren Sproles, Eric Hickson and Mike Lawrence.

Smith also directed a running back to the single-season rushing record in three of his last five seasons at Kansas State during his first tenure, including Sproles, a first team All-American. Sproles surpassed the mark during the 2003 season with 1,986 yards, which ranked as the 10th-best rushing total in NCAA history. At the conclusion of the 2003 regular season, Sproles finished fifth in Heisman Trophy voting and was the runner-up for the Doak Walker Award.

A second-team All-Big 12 pick in 2002, Sproles rushed for 1,465 yards and 17 touchdowns. Sproles concluded his four-year career as the Big 12's leader in all-purpose yards with 6,812 and the Wildcats' career rushing leader with 4,979 yards. In 2001, Josh Scobey set the single-season rushing record with 1,263 yards and also broke the school's career rushing touchdown record with 31.

After spending the 1992 season in the NFL with Kansas City, Smith returned to Kansas State as a student assistant. As a graduate assistant in 1995 and 1996, Smith assisted Greg Peterson with the receivers and helped tutor wideouts Kevin Lockett and Mitch Running, who became just the fifth receiving tandem in Big Eight history to snag at least 50 passes in the same season.

In nine seasons as running backs coach, Smith coached seven former backs in the NFL, including David Allen (Jacksonville and St. Louis), Rock Cartwright (Washington), Thomas Clayton (New England), Joe Hall (Kansas City), Frank Murphy (Chicago, Tampa Bay, Houston and Miami), Scobey (Arizona) and Sproles (San Diego).

During his playing career, Smith was one of the Big Eight's all-time great receivers. He concluded his playing career as the Big Eight's second-leading receiver with 179 receptions, trailing just All-American Hart Lee Dykes. The total of 179 catches ranked 40th in NCAA history at the time.

PERSONAL

Coaching Duties: Wide Receivers

Born: November 21, 1970

Family: Wife, Karyn; Daughters, Kylie, Kenzie, Kamryn; Son, Kason

EDUCATION

Kansas State – B.S. in social science, 1995

Joined UA Staff: Jan. 17, 2013

Years Of Collegiate Experience/Years At UA: 20/1

Recruiting Territory: Louisiana, Texas

COACHING HISTORY

Jan. 2013–	Arkansas (Wide Receivers)
2009–12	Kansas State (Wide Receivers)
2008	Arizona (Inside Wide Receivers)
2007	Arizona (Running Backs)
2006	Rice (Running Backs)
1997–2005	Kansas State (Running Backs)
1995–96	Kansas State (Graduate Assistant)
1993	Kansas State (Student Assistant Coach)

PLAYING EXPERIENCE

Kansas State (wide receiver), 1988–91

POSTSEASON EXPERIENCE


ASSISTANT COACH

Kansas State	2013 Fiesta Bowl
	2012 Cotton Bowl
	2010 Pinstripe Bowl
Arizona	2008 Las Vegas Bowl
Rice	2006 New Orleans Bowl
Kansas State	2004 Fiesta Bowl
	2002 Holiday Bowl
	2001 Insight Bowl
	1999 Holiday bowl
	1998 Alamo Bowl
	1997 Fiesta Bowl
	1997 Cotton Bowl
	1995 Holiday Bowl
	1993 Copper Bowl

Smith was named third-team All-American in 1991, honorable mention All-American in 1989 and a two-time All-Big Eight selection (1989 and 1991).

His career total of 2,457 receiving yards was third-best in Big Eight history behind Dykes and 1972 Heisman Trophy winner Johnny Rodgers. The total was bolstered by nine 100-yard receiving games, which was a school record at the time. Smith also posted three of the top four games in Kansas State history with 179 yards vs. New Mexico (1990), 174 yards vs. Washington (1991) and 172 vs. Nebraska (1991). Smith also owned three of the top five reception games in school history. He led the Big Eight as a sophomore in 1989 and was seventh in the nation with 70 catches for 816 yards. In 1990, he had 46 receptions for 796 yards and tallied 55 for 768 in 1991.

Smith graduated from Kansas State with a bachelor's degree in social science. He is married to the former Karyn Tiekens. Smith has four children: Kylie, Kenzie, Kason and Kamryn.



The Smith family (front l-r): Kason, Kenzie and Kamryn; (back l-r): Kylie, Michael and Karyn.

JOEL THOMAS

RUNNING BACKS COACH



Joel Thomas, who has produced record-breaking players in the Big Ten, Pac-12 and now SEC, is entering his second season in charge of the Razorback running backs.

In 2013, Arkansas ranked third in the SEC in rushing offense with an average of 208.7 yards per game on the ground. The Razorbacks had seven games of more than 200 yards rushing and averaged 5.28 yards per carry, the fourth-highest single-season average in school history.

True freshman Alex Collins and sophomore Jonathan Williams benefitted immediately from Thomas' tutoring. Collins became the first freshman in SEC history to begin his career with three straight 100-yard rushing games and finished the year as the conference's 10th true freshman 1,000-yard rusher. Williams added 900 yards as the duo became just the second pair of Razorback teammates to each rush for at least 900 yards in the same season, joining first-round NFL Draft picks Darren McFadden and Felix Jones. Collins and Williams showed versatility throughout the season as well, combining for 18 receptions for 135 yards and two touchdowns.

Senior team captain and fullback Kiero Small served as the lead blocker and another contributor to the rushing attack. In addition to his blocking duties, Small had zero negative-yard plays among his 40 rushes and 19 receptions. He recorded 151 yards and three touchdowns rushing and 128 yards and one touchdown receiving. He also gained a first down or scored a touchdown on 47.5 percent of his rushes.

Thomas spent the previous four seasons as running backs coach at Washington, coaching a 1,000-yard rusher in each, and added the title of associate head coach for offense prior to the 2012 season. Thomas also has experience as running backs coach at Purdue, Louisville and Idaho.

In 2012, Thomas tutored honorable mention All-Pac-12 running back Bishop Sankey, who ranked third in the Pac-12 and tied for 13th in the NCAA with 16 rushing touchdowns, the second-highest single-season total in school history. Sankey rushed for 1,439 yards, the third-highest single-season total in school history, and his average of 110.69 rushing yards per game was fifth in the conference.

In Thomas' final game at Washington, Sankey was named MVP of the MAACO Bowl Las Vegas after he compiled a career-high 205 rushing yards, breaking the UW bowl record, as part of his 279 all-purpose yards in the game. Sankey became the seventh running back named MVP in the 21-year history of the bowl, joining a list that includes current NFL running backs Steven Jackson and Marshawn Lynch.



The Thomas family (l-r): Ebbie, Niko, Joel and Teyo.

The 2011 season was another highly successful campaign for Washington running backs as Chris Polk became just the second player in school history to rush for more than 1,000 yards in three straight seasons and one of only seven players in Pac-12 history to reach the 4,000-yard mark for a career.

Polk ran for 1,488 yards, the second-most in the long history of UW football, and his 4,049 career yards also ranked No. 2 on the school's all-time list. Polk also broke school records for career rushing attempts with 799, career yards per game average at 101.2, career 50-plus-yard carries with six and career 100-yard games with 21. He also became the first player in school history to compile 100 or more rushing and receiving yards in the same game, as he did vs. Arizona. Polk earned first-team All-Pac-12 and honorable mention All-America honors following the season and made the Philadelphia Eagles 53-man roster as an undrafted rookie free agent.

Ball security, one of Thomas' most prominent teaching points, paid off in 2011 and 2010 as Washington running backs lost just three fumbles combined over those two seasons.

The 2010 season was highlighted by the play of Polk, whose 1,415 yards were, at the time, second-most in Washington history and ranked No. 2 in the Pac-10 Conference. Polk posted the best game of his career in the Apple Cup win over Washington State, when he ran for 284 yards, just six shy of Hall of Famer Hugh McElhenny's 59-year old single-game record.

In his first season with the Washington running backs in 2009, Thomas coached Polk to the first 1,000-yard season by a freshman in Husky history. Polk's 1,113 yards ranked seventh on the school's single-season list at the time. As a team, Washington gained an average of nearly 40 more rushing yards per game than they did in 2008.

In 2007, the Boilermakers led the Big Ten in total offense and scoring offense. In 2008, the Boilermakers set a school record for fewest fumbles in a season with 12. Also in 2008, running back Kory Sheets rushed for 1,131 yards to become Purdue's first 1,000 yard rusher in six seasons and post the fourth-highest single-season rushing total in school history. Sheets tied the school's single-season rushing touchdowns record with 16 in 2008 and broke the career record with 48. He also ended his career second on the school's career rushing list with 3,341 yards.

Thomas was also at Purdue in 2000 and 2001, working as a graduate assistant under offensive coordinator Jim Chaney. In 2000, quarterback Drew Brees led the NCAA in total offense, averaging 349.1 yards per game, and won the Maxwell Award. Tight end Tim Stratton also won the inaugural John Mackey Award, given to the nation's best tight end, that year as the team won the Big Ten and advanced to the Rose Bowl for the first time in 33 years.

In between stints at Purdue, Thomas served as co-offensive coordinator at Idaho in 2004-05 and as running backs coach at Louisville in 2002-03. In 2003, Louisville averaged 228.2 rushing yards per game to rank 10th in the NCAA and broke the UL record with an average of 5.7 yards per carry. The Cardinals also gained a school-record 445 rushing yards as part of 779 yards of total offense, also a school record, vs. Houston. The 2004 Idaho squad set a school record for completion percentage, and the 2005 team ranked 28th in the country in passing yards per game.

Thomas gained NFL experience from two training camp internships, serving with the Pittsburgh Steelers in 2008 and

PERSONAL

Coaching Duties: Running Backs

Born: November 7, 1974

Family: Wife, Ebbie; Sons, Teyo and Niko

EDUCATION

Idaho – B.S. in public communications, 1998

Joined UA Staff: Dec. 24, 2012

Years Of Collegiate Experience/Years At UA: 15/2

Recruiting Territory: Texas

COACHING HISTORY

Dec. 2012–	Arkansas (Running Backs)
2012	Washington (Assoc. HC-Off./Running Backs)
2009–11	Washington (Running Backs)
2006–08	Purdue (Running Backs)
2004–05	Idaho (Co-Off. Coord./Running Backs)
2002–03	Louisville (Running Backs)
2000–01	Purdue (Graduate Assistant – Tight Ends)

PLAYING EXPERIENCE

University of Idaho (running back), 1993–98

POSTSEASON EXPERIENCE

ASSISTANT COACH

Washington	2012 MAACO Bowl Las Vegas 2011 Alamo Bowl 2010 Holiday Bowl
Purdue	2007 Motor City Bowl 2006 Champs Sports Bowl
Louisville	2003 GMAC Bowl 2002 GMAC Bowl
Purdue	2001 Sun Bowl 2001 Rose Bowl

PLAYER

Idaho	1998 Humanitarian Bowl 1995 I-AA Playoffs 1994 I-AA Playoffs 1993 I-AA Playoffs
-------	--

the New Orleans Saints in 2012. He also was a member of the NCAA Champion Forum in 2011.

Thomas excelled at running back at Idaho from 1993–98 and still holds Vandals' career records with 3,929 rushing yards, 51 rushing touchdowns and 765 rush attempts. He was a two-time first-team All-Big West selection and rushed for 272 yards, the third-highest single-game total in school history, in a game against rival Boise State. As a senior, he was named the Big West Player of the Year and also earned the Humanitarian Award prior to the 1998 Humanitarian Bowl victory over Southern Miss. Following his senior season, he was invited to play in the Senior Bowl and the East-West Shrine Game.

Thomas was inducted into the University of Idaho Athletic Hall of Fame in 2008. He earned his bachelor's degree in public communications from Idaho in 1998. He is married to the former Ebbie Metzinger, who was a three-time Big Ten champion in the pole vault at Purdue. The couple has two sons, Teyo and Niko.

BEN HERBERT



Ben Herbert was announced as Arkansas' head strength and conditioning coach on Dec. 18, 2012, and enters his second season in charge of the Razorbacks' strength program.

Herbert joined the Razorbacks after spending 11 seasons working in strength and conditioning at Wisconsin, including the last four as head strength and conditioning coach. He started his career as an intern during the 2002 season following his playing days at Wisconsin and was promoted to assistant strength and conditioning coach in 2003. He was involved in all aspects of sports conditioning for the football team during his time with the Badgers.

In his 15 total seasons at Wisconsin, he was part of 14 bowl appearances and five Big Ten championships. The Badgers claimed three straight Big Ten titles and became the first Big

Ten team to appear in three straight Rose Bowls since Michigan following the 1976-78 seasons by making the trip to Pasadena following the 2010, 2011 and 2012 seasons.

During his time with Wisconsin, Herbert helped develop 41 NFL draft picks, including six first-round selections. Defensive end J.J. Watt and offensive tackle Gabe Carmini were both taken in the first round of the 2011 draft, and offensive guard Kevin Zeitler was picked 27th overall by the Cincinnati Bengals in 2012. The Badgers also produced five national individual award winners, including 2012 Doak Walker Award recipient and the NCAA record-holder for career touchdowns Montee Ball, 28 All-America honors and 48 first-team All-Big Ten selections in his 11 seasons on staff in Madison. Wisconsin's work with Herbert was evident in the fourth quarters of games, when the Badgers outscored opponents 435-309 from 2009-12. The team's strength and conditioning work also was apparent late in the season, as Wisconsin was 15-5 in games played in the month of November or later during Herbert's four years as head strength and conditioning coach and outscored its opponents 856-442 in games played in November, December and January.

Herbert was a four-year letterman on the defensive line at Wisconsin, which won two Rose Bowls during his time as a student-athlete. He holds the Wisconsin bowl record for most tackle for loss and sacks yardage and is tied for the school's bowl record for sacks after collecting 2.0 sacks for 20 yards lost in the 2000 Rose Bowl victory over Stanford.

A native of Pittsburgh, Herbert earned his bachelor's degree from Wisconsin in 2002. He



The Herbert family (l-r): Kelly, Ben, Charlie and Thomas.

STRENGTH AND CONDITIONING COACH

PERSONAL

Coaching Duties: Head Strength and Conditioning Coach

Born: Nov. 30, 1979

Family: Wife, Kelly; Sons, Charlie and Thomas

EDUCATION

Wisconsin – B.S. in history, 2002

Joined UA Staff: Dec. 18, 2012

Years Of Collegiate Experience/Years At UA:13/2

COACHING HISTORY

Dec. 2012-	Arkansas (Head Strength & Conditioning Coach)
2009-12	Wisconsin (Head Strength & Conditioning Coach)
2003-08	Wisconsin (Asst. Strength & Conditioning Coach)
2002	Wisconsin (Strength & Conditioning Intern)

PLAYING EXPERIENCE

Wisconsin (defensive lineman), 1998-2001

POSTSEASON EXPERIENCE

COACH Wisconsin	2013 Rose Bowl
	2012 Rose Bowl
	2011 Rose Bowl
	2009 Champs Sports Bowl
	2008 Champs Sports Bowl
	2008 Outback Bowl
	2007 Capital One Bowl
	2006 Capital One Bowl
	2005 Outback Bowl
	2003 Music City Bowl
	2002 Alamo Bowl
PLAYER Wisconsin	2000 Sun Bowl
	2000 Rose Bowl
	1999 Rose Bowl

is a member of the (NSCA) National Strength and Conditioning Association and the (CSCCA) Collegiate Strength and Conditioning Coaches Association.

Herbert and his wife, Kelly, have two sons, Charlie and Thomas.

COACHING STAFF



E.K. FRANKS **DIRECTOR OF RECRUITING**

E.K. Franks was named Arkansas' Director of Recruiting on April 9, 2014.

Franks came to Fayetteville with 10 years of collegiate experience, most recently serving as associate head coach and running backs coach at Southeastern Louisiana. Franks has coached or trained multiple professional athletes, including Wes Welker, Terence Newman and Darren Sproles, and also has extensive recruiting ties to Texas, Florida, Louisiana, Oklahoma, Kansas and Mississippi. He worked with Coach Bielema during stints at Wisconsin and Kansas State.

Franks brings a keen eye for talent and a diverse background to the Razorbacks. He has experience as an assistant coach, strength coach, academic counselor and director of minority relations. In addition, he is active in youth programs and community service outreach, serving on the board of the Kansas-based non-profit S.A.F.E., Success Achieved in Future Environments, which helps mentor youth through athletics.

At Southeastern Louisiana, he tutored Xavier Roberson to multiple All-America honors as a sophomore running back and kick returner. In 2012, Roberson and Rasheed Harrell teamed to make up one of the top freshmen running back duos in the country under Franks' leadership. Before Southeastern Louisiana, Franks spent two seasons as defensive line coach and head strength coach at Delta State. There, he coached a pair of first-team All-Gulf South Conference selections in 2011.

Franks was a defensive graduate assistant at Wisconsin for two seasons while Coach Bielema was the Badgers' defensive coordinator. Prior to Wisconsin, Franks coached the defensive line at Texas State for the 2003 season and was an academic counselor and director of minority relations at Kansas State from 2001-2003.

His first collegiate coaching experience came at Kansas State, where he was a strength and conditioning coach for the football team during the 2000 season and 2001 offseason. His first coaching position was at Heritage High School in Oklahoma City, where he tutored defensive backs and was a strength coach for the school from 1996-2000.

The Wellington, Kan., native earned his bachelor's degree from Central Oklahoma in 2000 and a master's degree in adult education from Kansas State in 2002. Prior to completing his degree at Central Oklahoma, Franks was a wrestler at Oklahoma and a defensive back at Missouri State.



MARK TAURISANI **DIRECTOR OF FOOTBALL OPERATIONS**

Mark Taurisani is in his second season as Arkansas' director of football operations.

As director of football operations, Taurisani is responsible for team logistics and day-to-day operations. His tasks include organizing fall camp, team game weekend arrangements at home and on the road, weekly team schedules, bowl game preparations and spring football schedule and logistics, in addition to assisting with high school camps.

Taurisani spent the previous seven seasons working in football operations at Wisconsin, including the last three as the Badgers' director of football operations. Prior to taking over the post in 2010, Taurisani was football operations coordinator for the Badgers.

Taurisani spent the summer of 2005 as a training camp assistant with the Seattle Seahawks. In that role, he helped with setup and operational duties, transportation and scheduling.

Taurisani is a native of Utica, N.Y., and graduated from SUNY Fredonia with a bachelor's degree in sociology/sports in 2003. At SUNY Fredonia, he was a captain on the baseball team and was a first-team all-conference performer. He earned a master's degree in sport administration from Louisville in December of 2005.



BOBBY ALLEN **DIRECTOR OF HIGH SCHOOL AND NFL RELATIONS**

Bobby Allen is in his 17th year on the staff at Arkansas and second as director of high school and NFL relations.

Allen served two separate stints as defensive coordinator for the Razorbacks, serving in that role in 1998 and 2000. He also has coached defensive line, linebackers, cornerbacks and free safeties. In 1998, Allen helped direct a Razorback defensive unit that ranked sixth nationally in rushing defense, 10th in turnover margin and 13th in scoring defense. In 2000, Allen helped guide a Razorback defense that allowed just 292.1 yards per game to lead the SEC and rank 12th nationally in total defense.

During the 2011 season, he oversaw a defensive tackles group that contributed 132 tackles, led by Byran Jones' 47 that ranked eighth on the team. The position group also added 9.5 tackles for loss and 11 quarterback hurries. Jones was named to the SEC All-Freshman Team. The defense also ranked second in the SEC in sacks with an average of 2.85 per game that tied for eighth nationally.

Under Allen's guidance, the Razorback secondary ranked among the best units in the nation in defending the pass in 2007. Arkansas led the SEC and was second in the nation in pass efficiency defense with a rating of 97.8 and ranked second in the SEC with 20 interceptions, including 11 by Allen's cornerback unit. In addition Michael Grant and Jerell Norton ranked in the top four of the conference's passes defended category.

Allen began his coaching career at Colorado, where he served as a graduate assistant during the 1983 and 1984 seasons. After helping Minnesota to an Independence Bowl berth as a defensive secondary graduate assistant in 1985, Allen landed his first full-time position when he was named defensive coordinator at Drake where he served from 1986-88.

Allen was a standout prep quarterback at Seneca Valley High School in Gaithersburg, Md., where he was named the Washington, D.C., area player of the year as a senior and also excelled in baseball and basketball. He went on to earn three varsity letters while playing three positions, kicker, quarterback and outside linebacker at Virginia Tech, where he earned a bachelor's of science degree in marketing in 1983.

Allen is married to the former Marcela Garcia. The couple has one daughter, Daniela, and three sons, Christian, Brandon and Austin. Brandon is a sophomore quarterback for the Razorbacks, and Austin is a true freshman quarterback who was part of UA's 2013 signing class.



MATT ENGELBERT **DIRECTOR OF VIDEO**

Matthew Engelbert, who has nearly 26 years of collegiate experience, is in his second season as Arkansas' director of video.

Engelbert oversees the video department responsible for ensuring the Razorback coaches and student-athletes are able to utilize video to study themselves and opponents. He also is responsible for making film of recruits available to the coaching staff.

Engelbert came to Arkansas after 24 years at Iowa, where he earned conference and national recognition for leading the Hawkeyes' video department to a premier level. He was named Big Ten Conference Video Coordinator of the Year three times, most recently in 2010-11, when he also was recognized as the National Video Coordinator of the Year.

Engelbert oversaw many technological upgrades during his time at Iowa. In 2011, he headed a Big Ten committee to develop an improved standard of acquiring game video. The Hawkeyes were one of the first college football programs in the country to shoot in high definition beginning with the 2011 season. He also had Iowa ahead of the curve in 1999 when it was the first program in the nation to use Beta SX and in 2004 when the Hawkeyes adopted Smart Acquisition Technology that allowed for shooting video directly to

COACHING STAFF

portable drives and eliminated most tapes. In addition, he also created the Iowa Football Fan Fest.

In his 24 seasons at Iowa, the Hawkeyes claimed three Big Ten championships, won 166 games and advanced to 16 bowl games, including two Orange Bowls and one Rose Bowl. During that time, Iowa also produced 36 All-Americans, nine consensus first-team All-Americans and 77 NFL draft picks.

Engelbert earned his bachelor's degree in sports management from Iowa in 1993. He and his wife Dana, have two sons, Colin and Andrew.



PETER WEIDEN **ASSISTANT DIRECTOR OF FOOTBALL OPERATIONS**

Peter Weiden is in his second year as the assistant director of football operations for the Razorbacks.

His duties include coordinating and selecting training table meals, coordinating housing for current and incoming student-athletes and representing the football program on the athletic department diversity committee.

As the director of Arkansas' football camps, he has oversight of the camp budget and organizes all aspects of the camps.

Prior to Arkansas, Weiden spent three years on the Wisconsin football staff, including two seasons as the assistant director of football operations. His responsibilities included coordinating community service appearances with the players, organizing the senior banquet and running summer football.

Weiden has also spent time working with the Baltimore Ravens in multiple capacities, including an operations internship during the 2007 season.

Weiden received his masters in sports administration from the University of Wisconsin and bachelor's degree in sports management from St. Cloud State University.



ALFRED DAVIS **GRADUATE ASSISTANT - DEFENSE**

Alfred Davis is in his first season as defensive graduate assistant at his alma mater after lettering for the Razorbacks from 2009-12.

Davis appeared in 49 games, including the final 44 of his career, with 16 starts and collected 78 tackles, 5.0 for loss with 1.0 sack, two quarterback hurries, one pass breakup and one forced fumble. His senior year, he made eight starts and recorded 38 tackles, including 2.5 for loss, two quarterback hurries, one forced fumble and one pass breakup.

As a junior, Davis played in all 13 games and recorded 14 tackles while helping lead Arkansas to an 11-2 final record and a No. 5 ranking in the final AP poll of the year, the Razorbacks' first top-five finish since 1977. In 2010, he made seven starts in 13 appearances and finished the season with 24 tackles, including 2.0 for loss with 1.0 sack while Arkansas won 10 games and made the program's first BCS appearance with an invitation to the Allstate Sugar Bowl.

Davis, a native of College Park, Ga., earned his bachelor's degree in sports management from Arkansas in 2012. He was named to the SEC Academic Honor Roll in 2010, 2011 and 2012 as well as the Athletic Department Honor Roll in the fall of 2009 and the Athletic Director's List in the fall of 2012.



AARON HENRY **GRADUATE ASSISTANT - DEFENSE**

Aaron Henry, who played five seasons for head coach Bret Bielema at Wisconsin, is in his first year as defensive graduate assistant at Arkansas.

At Wisconsin, Henry appeared in 52 games and made 32 starts, compiling 181 tackles, including 7.0 for loss with 4.5 sacks, seven interceptions and 23 passes defended. He helped lead the Badgers to three consecutive Big Ten titles, including victories in each of the first two Big Ten Championship Games, and become the first Big Ten team to play in the Rose Bowl three straight years since the 1976-78 seasons.

As a senior, Henry was a first-team All-Big Ten performer, starting all 14 games and finishing the year with 67 tackles, including 3.0 for loss with 1.0 sack, four interceptions and seven passes defended. In 2010, he was a second-team All-Big Ten selection after collected 58 tackles, three fumble recoveries, one forced fumble, two interceptions and nine passes defended. He began his career in 2007 and was an honorable mention Freshman All-American and first-team Freshman All-Big Ten. He sat out the 2008 season while recovering from an injury and returned in 2009 to play in all 13 games.

A native of Immokalee, Fla., Henry was a two-time Academic All-Big Ten selection. He graduated from Wisconsin with a bachelor's degree in consumer affairs in 2011.



ERIC MATEOS **GRADUATE ASSISTANT - OFFENSE**

Eric Mateos is in his second season at Arkansas as offensive graduate assistant. In his first season, he helped tutor the Razorbacks' offensive line that led the SEC in sacks allowed while producing a first-team All-American and two Freshman All-Americans.

Before arriving in Fayetteville, Mateos was offensive line coach and recruiting coordinator at Hutchinson Community College, a post he earned following the 2012 season. In 2012, he was the tight ends coach and assistant offensive line coach, tutoring Devonte Danzey, who was ranked as the No. 1 junior college offensive guard prospect in the country, and Solomon Normore, who signed with New Mexico. The Blue Dragons broke or tied 15 Hutchinson game or season records on offense that year, including season team pass completions and individual season passing yards, total offense, rushing yards and receptions.

Mateos began his coaching career at Southwest Baptist University as the assistant offensive line coach in 2011. That year, the Bearcats averaged 25.5 points and 376.7 yards of total offense per game while earning six victories. The offense featured a balanced attack that rushed for an average of 154.8 yards per game and averaged 221.9 yards per game passing.

Mateos transitioned into coaching after playing the 2009 and 2010 seasons at Southwest Baptist. He was the starting center and a team captain both seasons and helped lead the Bearcats to the best two-year stretch in school history. In 2010, the offense ranked third in the country with an average of 504.7 yards of total offense per game. In 2009, Southwest Baptist averaged 482.0 yards of total offense per game, totaling more than 200 yards per game rushing and passing, to rank fifth in the nation. He began his playing career with two years at Hutchinson, where the 2008 team advanced to the Region IV championship game.

Mateos earned his bachelor's degree in public relations from Southwest Baptist in 2011.

COACHING STAFF



PATRICK DOHERTY GRADUATE ASSISTANT – OFFENSE

Pat Doherty is in his second season at Arkansas and first as a graduate assistant after serving as a quality control coach in 2013.

Prior to joining the Razorbacks, he worked with the defensive line and tight ends during three seasons at Emporia State University. In 2012 he was the tight ends coach and developing first-team All-American Adam Schiltz as the Hornets won 10 games for the first time since 1989 and finished the 10–2 season with a victory in the Kanza Bowl. He served as a graduate assistant the two years prior, working with the tight ends in 2011 and the defensive line in 2010.

Doherty began his collegiate coaching career at St. John Fisher College as a defensive assistant in 2008 and 2009. In each of his two seasons, the Cardinals won the ECAC Bowl, completing a seven-win campaign both years. The 2009 team also finished as co-champions of the Empire 8 Conference.

Doherty's first coaching experience came at Eastridge High School, where he coached the freshman team for two seasons beginning in 2004 after graduating from Eastridge. He served as the varsity team's offensive coordinator in 2006 and 2007, with his second season resulting in the first undefeated regular season in school history and the first league championship in nearly 30 years.

Doherty graduated from St. John Fisher College with a bachelor's degree in American studies in 2010 and earned his Master's degree in health, physical education and recreation in December 2012 from Emporia State.

Burns wrapped up his collegiate playing career at Ole Miss, where he played free safety and contributed on special teams and was elected a team captain. He began his collegiate career at San Jose State and was an honorable mention All–WAC selection as a sophomore in 2009 after starting all 12 games and leading the team with 96 tackles in addition to recording two interceptions, one pass breakup, four forced fumbles and one fumble recovery.

The San Jose, Calif., native graduated from the University of Mississippi with a bachelor's degree in general studies while minoring in history, sociology and parks and rec management.



MICHAEL CONRAD QUALITY CONTROL – DEFENSE

Michael Conrad is in his first season as a quality control coach working with the Razorbacks' defense.

Conrad spent the 2012 and 2013 seasons as a defensive graduate assistant at Iowa State. The Cyclones ranked third in the Big 12 in scoring defense in 2012 and capped the season in the AutoZone Liberty Bowl. Iowa State returned three interceptions for touchdowns that year, the team's highest total since 2004. In his time in Ames, Conrad helped produce three All–Big 12 defensive backs.

Conrad spent the 2011 season as assistant secondary coach at West Texas A&M. The team capped an 8–3 season with a victory in the Kanza Bowl and produced four all-conference defensive backs off a defense that led the conference in scoring defense, total defense and pass efficiency defense. In 2010 he coached outside linebackers at Aldine Senior High School in Houston.

The Dyersville, Iowa, native began his coaching career as a student assistant and manager at Iowa State, helping the Cyclones to the 2009 Insight Bowl. He graduated cum laude with a bachelor's degree in history in 2010 and maintained a 4.0 grade-point average while earning his master's degree in higher education in 2013 from Iowa State. Prior to attending Iowa State, Conrad played defensive back at Simpson College.



TANNER BURNS QUALITY CONTROL – SPECIAL TEAMS

Tanner Burns is in his first season as a quality control coach working with Arkansas' special teams.

Burns spent the 2013 season as a coaching intern with the Oakland Raiders. He was an integral part of the Raiders' special teams, assisting with quality control, scouting report and game plans. As a team, Oakland ranked second in the AFC and tied for third in the NFL with an average of 47.8 yards per punt.



BRAD BICHEY
Assistant Strength and
Conditioning Coach



COREY BICHEY
Assistant Strength and
Conditioning Coach



PRICE HOLMES
Assistant Strength and
Conditioning Coach



DANIEL BUSH
Asst. Recruiting Coord./
Dir. of Personnel



PAT KELLY
Recruiting Video
Coordinator



DANIELLE BRAZILL
Graduate Assistant–Video



ABBY STUART
Graduate Assistant–Video



CLARINDA CARR
Administrative Assistant
Head Coach



LAURIE HICKS
Administrative Assistant
Assistant Coaches



TARA SPEER
Administrative Assistant
Recruiting

**AUSTIN ALLEN****QUARTERBACK**

6-1 212 FR-RS

FAYETTEVILLE, ARKANSAS


FAYETTEVILLE HS

8

2013: Allen worked with the UA scout team while redshirting.

HIGH SCHOOL: Allen led Fayetteville High to back-to-back 7A state championships and was named MVP of both championship games. After his senior season, he was selected as Arkansas' 2012 Gatorade Player of the Year. He was the 17th-ranked pro-style quarterback in the country and No. 3 player in Arkansas by 247Sports.com, and Rivals.com also tabbed him as the No. 3 player in the state. He was an all-state player in his senior season, when he was 233-of-366 passing for 3,593 yards and 29 touchdowns and added 200 yards and 10 touchdowns rushing to lead Fayetteville to a 10-3 mark and the state title. Following his senior year, he was selected for the Semper Fidelis All-American Bowl, where he was teammates with fellow UA signee Alex Collins, and started for the East Team. As a junior, he completed 270-of-420 passes, a 64.3 percent completion rate, for 4,150 yards and 46 touchdowns against just 11 interceptions. Allen also rushed for 300 yards and six touchdowns while leading the Bulldogs to a 12-2 record and the state crown. He was an active member of FCA and in his local youth group and also worked with local Boys & Girls Clubs. He was coached at Fayetteville by Daryl Patton. Allen had multiple scholarship offers before choosing Arkansas.

PERSONAL: Born Aug. 21, 1994, he is the son of Bobby and Marcela Allen. His brother Brandon is also a quarterback for Arkansas, and his father is the Razorbacks' director of high school and NFL relations. He is a pre-business major.

**BRANDON ALLEN****QUARTERBACK**

6-3 215 JR-2L

FAYETTEVILLE, ARKANSAS

FAYETTEVILLE HS

10

CAREER STATS

Year	G/GS	Cmp-Att-Int	Yds	TD	Lg	Pct	Avg/P	Avg/G
2012	5/1	21-49-3	186	1	30	42.9	3.8	37.2
2013	11/11	128-258-10	1,552	13	52	49.6	6.0	141.1
TOTAL 16/12		149-307-13	1,738	14	52	48.5	5.7	108.6

CAREER HIGHS: Pass Attempts: 41 vs. Florida, 2013; Completions: 19 vs. LSU, 2013; Yards: 282 vs. Texas A&M, 2013; TD: 3 vs. Texas A&M, 2013 and Louisiana, 2013; Long: 52 vs. Texas A&M, 2013

2013: Allen started all 11 games in which he appeared, missing only the game at Rutgers due to an injury. He finished his first season as the starter 128-of-258 passing for 1,552 yards and 13 touchdowns and added 29 yards and one touchdown rushing. His touchdown passes total tied for 13th on Arkansas' single-season list. Allen opened the season by recording his first multiple touchdown game in Arkansas' 34-14 win vs. Louisiana. He was 15-of-22 passing for 230 yards and recorded



Brandon Allen

a career-high three touchdowns against the Ragin' Cajuns. Allen's performance earned him CFPA Honorable Mention Quarterback of the Week for Sept. 2. Allen was 9-of-17 passing for 125 yards and two touchdowns, leading Arkansas to a 31-21 victory over Samford in week two. In the first quarter vs. Southern Miss, Allen was 2-of-5 passing for 33 yards before exiting the game with an injury suffered while scoring a rushing touchdown. Allen returned to action to open conference play vs. No. 10 Texas A&M and was 17-of-36 passing for a career-high 282 yards and career-high-tying three touchdowns. He also recorded a career-long 52-yard completion vs. Texas A&M. Allen continued SEC play on the road at No. 18 Florida and completed 17 of his career-high 41 attempts for 164 yards. He was 4-of-12 for 30 yards passing vs. No. 14 South Carolina and 7-of-25 for 91 yards passing at No. 1 Alabama. Allen was 10-of-22 for 112 yards passing and one touchdown in addition to two yards on six rushes vs. No. 8 Auburn. He completed 18 passes on 32 attempts for 193 yards and two touchdowns at Ole Miss. Allen was 10-of-17 passing for 114 yards and added two carries for four yards rushing vs. Mississippi State and closed the season with a career-high 19 completions on 29 attempts for 178 yards and two touchdowns at No. 15 LSU.

2012: Allen appeared in five games and made one start, finishing the season 21-of-49 passing for 186 yards and one touchdown. He made his collegiate debut in the season-opening 49-24 win vs. Jacksonville State and was 4-of-7 passing for 33 yards with two rushes for 30 yards, including a season-long 27 yarder. He played the entire second half the next week vs. ULM and was 6-of-20 passing for 85 yards and one touchdown. He earned the start vs. No. 1 Alabama and finished the game with a season-high 10 completions on 18 attempts for 60 yards. He also saw action in the 49-7 win vs. Kentucky, rushing one time for six yards, and at Mississippi State, where he was 1-of-1 passing for eight yards.

2011: He worked with the scout team while redshirting.



HIGH SCHOOL: One of the top quarterbacks in the country, Allen joined the Razorback football program rated as the fifth-best pro-style quarterback in the nation, according to Rivals.com and the No. 3 prospect in the state by HawgSports.com. He was honored with the Landers Award, given annually to the top prep football player in the state of Arkansas. The hometown product led Fayetteville High School to the Arkansas Class 7A state title game in 2010, finishing the season with a 10-4 record. Known for his accuracy, Allen threw for 3,408 yards and 38 touchdowns as a senior, going the entire regular season without throwing an interception. He totaled more than 10,000 passing yards in three seasons under head coach Daryl Patton as Fayetteville's starting signal caller. He showed his athleticism in his final prep season by also rushing for more than 500 yards. Allen was ranked as a top 200 prospect nationally by Rivals.com. He was ranked as the No. 31 quarterback prospect in the nation by Scout.com. As a senior, he was named NWA Media's Big Six Football Player of the Year and was selected to the AP's Arkansas Super Team. He was an AHSAA All-State honoree in 2010, representing the Class 7A West Division. Allen received second-team all-state honors from ArkansasVarsity.com.

PERSONAL: Born Sept. 5, 1992, he is the son of Bobby and Marcela Allen. His father is the Razorbacks' director of high school relations, and his brother, Austin, is a redshirt freshman quarterback at Arkansas. Brandon is majoring in recreation and sport management. He was named to the Razorback Honor Roll for his work in the classroom in the fall of 2011 and 2012 and the SEC Fall Academic Honor Roll in 2012 and 2013. He is a recreation and sport management major.

CAREER GAME-BY-GAME

2013		Passing						Rushing		
Date	Opponent	C-A-I	Yds	TD	Lg	Att.		Yds	TD	Lg
8/31	Louisiana	15-22-0	230	3	49	4		-4	0	3
9/7	Samford+	9-17-0	125	2	35	4		7	0	13
9/14	Southern Miss	2-5-1	33	0	18	1		5	1	5
9/21	at Rutgers	--DNP--								
9/28	Texas A&M	17-36-2	282	3	52	2		2	0	8
10/5	at Florida	17-41-1	164	0	31	2		-15	0	0
10/12	South Carolina	4-12-1	30	0	20	0		0	0	0
10/19	at Alabama	7-25-2	91	0	25	4		13	0	7
11/2	Auburn	10-22-0	112	1	20	6		2	0	4
11/9	at Ole Miss	18-32-1	193	2	31	2		20	0	14
11/23	Mississippi St.	+10-17-1	114	0	44	2		4	0	3
11/29	at LSU	19-29-1	178	2	43	2		-5	0	7

+Little Rock, Ark.

2012		Passing						Rushing		
Date	Opponent	C-A-I	Yds	TD	Lg	Att.		Yds	TD	Lg
9/1	Jacksonville St.	4-7-0	33	0	17	2		30	0	27
9/8	ULM+	6-20-1	85	1	30	2		-20	0	0
9/15	Alabama	10-18-2	60	0	19	3		-19	0	0
9/22	Rutgers	--DNP--								
9/29	at Texas A&M	--DNP--								
10/6	at Auburn	--DNP--								
10/13	Kentucky	0-3-0	0	0	0	1		6	0	6
10/27	Ole Miss+	--DNP--								
11/3	Tulsa	--DNP--								
11/10	at South Carolina	--DNP--								
11/17	at Mississippi St.	1-1-0	8	0	8	0		0	0	0
11/23	LSU	--DNP--								

+Little Rock, Ark.



ANTHONY ANTWINE

WIDE RECEIVER

6-4 220 FR-RS

PLANO, TEXAS
PLANO SENIOR HS

15

2013: Antwine worked with the UA scout team while redshirting.

HIGH SCHOOL: Antwine recorded 697 total yards in his career at Plano Senior High School. He made 15 receptions for a total of 173 yards during his junior year. As a senior, Antwine made 24 receptions for a total of 524 yards and one touchdown. Antwine averaged 17.87 receiving yards per game over his varsity career. Antwine was coached by Jaydon McCullough while at Plano High School.

PERSONAL: Born Dec. 1, 1994, he is the son of Byron and Kara Richmond. He is enrolled in the Fulbright College of Arts and Science.



PATRICK ARINZE

FULLBACK

5-10 257 SR-SQ


LA MESA, CALIFORNIA
HELIX HS/GROSSMONT CC

40

2013: Arinze saw action in seven games, making appearances vs. Louisiana, vs. Samford, vs. Southern Miss, vs. No. 10 Texas A&M, at No. 18 Florida, vs. No. 14 South Carolina and at No. 1 Alabama. He did not record any statistics.

BEFORE ARKANSAS: Arinze appeared in six games in 2010 and four games in 2011 at Grossmont. He was used primarily as a blocker but did rush for a total of 21 yards and two touchdowns on nine carries. During his high school career, he started at offensive guard and played on the defensive line. He helped lead his team to the sectional championship game of the state playoffs in 2009. He also participated in baseball, basketball, track and field, soccer and wrestling. Arinze was coached at Helix by Troy Starr and at Grossmont by Mike Jordan.

PERSONAL: Born Oct. 1, 1992, he is the son of Patricia Onah and Anthony Arinze. He joined the Razorbacks in January of 2013 and participated in spring practice. He is a criminal justice major.



TOBY BAKER
PUNTER
6-3 199 SO-SQ
MEMPHIS, TENNESSEE
MEMPHIS UNIVERSITY HS

37

2013: Baker worked with the UA scout team and did not appear in any games.

2012: Baker worked with the specialists while redshirting.

HIGH SCHOOL: He was a starting quarterback and punter as a senior, leading Memphis University School to a district title and earning all-state accolades at punter. He was 96-of-187 passing for 1,400 yards and 12 touchdowns and left as the school's record holder for career punt average at 39.55. As a junior, he also earned all-state recognition and was the runner-up for Mr. Football in Tennessee while breaking the school's single-season punt average record at 42.02. He helped lead the Owls to state titles in 2009 and 2010. He also played basketball and soccer. Baker was coached at Memphis University School by Bobby Alston.

PERSONAL: Born Sept. 18, 1993, he is the son of Alicia and Donald Baker. He is enrolled in the Walton College of Business and was a member of the SEC Fall Academic Honor Roll in 2013.



TEVIN BEANUM
DEFENSIVE END
6-5 265 FR-RS
FORREST CITY, ARKANSAS
FORREST CITY HS

97

2013: Beenum worked with the UA scout team while redshirting.

HIGH SCHOOL: Beenum was ranked as the No. 8 player in Arkansas by Rivals.com and the No. 9 player in the state by 247Sports.com. He finished his senior season with 76 tackles, 7.5 for loss with 3.5 sacks, two fumble recoveries and one forced fumble while helping Forrest City advance to the 5A state playoffs and finish with a winning record for the first time since 2009. His first season of high school football was his junior year, and he recorded 50 tackles, including 5.0 sacks, and recovered three fumbles for the Mustangs. He volunteered at his local animal shelter while in high school. He was coached at Forrest City by Rich Trail.

PERSONAL: Born Feb. 5, 1995, he is the son of Kevin Beenum and Sandra Angelucci. He is enrolled in the Fulbright College of Arts and Science.



AUSTIN BECK
OFFENSIVE TACKLE
6-7 312 JR-SQ
NOWATA, OKLAHOMA
NOWATA HS

68

2013: He worked with the UA scout team and did not appear in any games.

2012: Beck worked with the UA scout team and did not appear in any games.

2011: He worked with the scout team while redshirting.

HIGH SCHOOL: Beck played both ways in the trenches for Nowata High School under head coach Eric Walkingstick. A towering offensive and defensive lineman, Beck was ranked as the 10th-best prospect in the state of Oklahoma and the No. 71 offensive tackle in the nation by Rivals.com. He was considered the No. 37 offensive tackle recruit in the nation by Scout.com. Beck helped anchor his Nowata squad to a berth in the second round of the Oklahoma Class 3A state playoffs. He made 51 tackles as a senior, including 35 solo stops. Beck made at least three tackles per game in his final high school season, with back-to-back seven-tackle outings against Sperry and Dewey. The Tulsa World recognized Beck on its 2010 All-State team. Beck picked the Razorbacks after also receiving offers from Baylor, Illinois and Missouri.

PERSONAL: Born March 19, 1993, he is the son of Doug and Michelle Beck. He is a communication major.



CORDALE BOYD
DEFENSIVE LINE
6-3 295 SO-1L
MEMPHIS, TENNESSEE
RIDGWAY HS

69

2013: Boyd saw action in nine games, making his debut appearance vs. Louisiana. He also clocked minutes vs. Samford, vs. Southern Miss, at Rutgers, vs. No. 14 South Carolina, vs. No. 8 Auburn, at Ole Miss, vs. Mississippi State and at No. 15 LSU. He did not record any statistics.

2012: Boyd worked with the UA scout team while redshirting.

HIGH SCHOOL: He was the leader of the offensive line at Ridgeway as a three-year starter. He was regarded as the No. 35 offensive guard in the nation by Rivals.com and as the 40th-best offensive guard in the country by 247Sports.com. In 2011, Ridgeway advanced to the third round of the playoffs and Boyd was an all-state honoree. As a junior, he helped the Roadrunners to a 13-1 record with an appearance in the Class 5A semifinals and was named first-team All-District 15AAA for his efforts. Boyd earned the starting left tackle spot as a sophomore and was one of the main reasons Ridgeway rushed for more than 3,500 yards in 2009. He was coached at Ridgeway, where he was teammates with Brandon Lewis, by Duron Sutton. Boyd selected Arkansas over Vanderbilt, Auburn, Stanford, Duke and Miami.



PERSONAL: Born July 18, 1994, he is the son of Robert and Levon Boyd. He was named to the Razorback Honor Roll for his work in the classroom in the fall of 2012. He is a communication major.



ALEX BRIGNONI
DEFENSIVE BACK
6-1 206 FR-RS
FAYETTEVILLE, ARKANSAS
FAYETTEVILLE HS

45

2013: Brignoni worked with the UA scout team while redshirting.

HIGH SCHOOL: Brignoni helped lead Fayetteville High to back-to-back 7A state championships in his last two seasons. He was ranked as the No. 5 player in Arkansas by Rivals.com and 247Sports.com. As a senior, he was named to the all-state team after recording 89 tackles, six pass breakups and five interceptions on the way to the state title. Fayetteville's defense allowed an average of 16.0 points per game over the final 11 games of 2012 after Brignoni returned from missing the first two games due to an injury. His junior year, he recorded 126 tackles and 10 interceptions, returning two for touchdowns, as the Bulldogs finished 12-2 and won the state title. He helped Fayetteville advance to the state championship game as a sophomore. He was a member of FCA while in high school. He was coached at Fayetteville by Daryl Patton and selected Arkansas over multiple offers, including Illinois.

PERSONAL: Born July 14, 1995, he is the son of Richard and Kristi Brigoni. He is a marketing major.



Daunte Carr



DAUNTE CARR
LINEBACKER
6-3 224 SR-3L
GAINESVILLE, GEORGIA
GAINESVILLE HS

52

2013: Carr saw action in 10 games. He recorded one tackle vs. Louisiana, vs. Samford, vs. Southern Miss and vs. No. 14 South Carolina. Carr also clocked minutes at Rutgers, vs. No. 10 Texas A&M, at No. 18 Florida, at Ole Miss, vs. Mississippi State and at No. 15 LSU.


2012: Carr saw action in the Razorbacks' 49-7 win vs. Kentucky.

2011: He appeared in three games and made one tackle, which he recorded in the 44-17 win vs. Mississippi State. He also saw playing time in the 49-7 victory vs. Tennessee and the 29-16 defeat of No. 11 Kansas State in the AT&T Cotton Bowl.

2010: He worked with the Arkansas scout team while redshirting.

HIGH SCHOOL: Carr's high school teams combined to go 56-2 in his career, and he was a member of two state championship teams and two runner-up squads. After playing at Buford High School for three years, he transferred to Gainesville High School for his senior season where he played for coach Bruce Miller. During his senior campaign, the Red Elephants went 13-1 and played for the state championship. As a senior, he had 104 tackles, three interceptions and two forced fumbles. He had a season-high 13 tackles against North Hall. He was selected to play in the Max Emfinger All-Star game in Dallas and GACA's North-South All-Star Game. As a junior, he had 73 tackles, 12 tackles for loss, four fumble recoveries and three interceptions. He chose Arkansas over Stanford, UCLA, Ole Miss, Duke, South Carolina, Wake Forest and West Virginia.

PERSONAL: Born Sept. 11, 1991, he is the son of Dwight and Vanessa Carr. He is pursuing a double major in kinesiology and biology in addition to minoring in business management. He was named to the SEC Academic Honor Roll in the fall of 2011.



LUKE CHARPENTIER
CENTER
6-4 310 SR-3L
CUT OFF, LOUISIANA
JOHN CURTIS CHRISTIAN HS

75

2013: Charpentier saw action in nine games, making appearances vs. Louisiana, vs. Southern Miss, at Rutgers, vs. No. 10 Texas A&M, at No. 18 Florida, vs. No. 14 South Carolina, at No. 1 Alabama, at Ole Miss and at No. 15 LSU. He contributed to an offensive line that blocked as running back Alex Collins became the 10th true freshman in SEC history to rush for 1,000 yards. Collins and Jonathan Williams became the second Razorback duo to each reach at least 900 rushing yards in one season, joining Darren McFadden and Felix Jones from 2006 and 2007. The





Luke Charpentier

offensive line also broke the single-season school record by only allowing 8.0 sacks. Arkansas led the SEC and tied for second in the NCAA with an average of 0.67 sacks allowed per game. The Razorbacks' average of one sack allowed for every 37.63 pass attempts was the best in the conference and seventh in the nation. Arkansas also ranked fourth in the SEC and 23rd in the NCAA in rushing offense with an average of 208.7 yards per game on the ground.


2012: Charpentier appeared in eight games and started vs. Rutgers. The Arkansas offensive line paved the way as 20 UA or SEC records were broken and Arkansas produced a 1,000-yard receiver in consecutive seasons for the first time in school history and a 3,000-yard passer for the fourth straight year. Quarterback Tyler Wilson led the SEC in passing, while Cobi Hamilton topped the conference in receptions per game and receiving yards per game. Hamilton's season totals of 90 catches and 1,335 receiving yards broke school records and allowed him to break the UA record for career receptions with 175. In addition, the offensive line allowed 1.0 or fewer sacks in eight games in 2012 and ranked third in the SEC with an average of just 1.58 sacks allowed per game.

2011: He saw action in seven games, mostly on special teams, and made one tackle. He recorded his tackle in the 31-28 win at Vanderbilt. He also played vs. Missouri State, vs. New Mexico, at No. 3 Alabama, vs. No. 14 Texas A&M, vs. No. 15 Auburn and vs. Mississippi State.

2010: He worked with the Arkansas scout team while redshirting.

HIGH SCHOOL: Charpentier was a two-year starter at John Curtis Christian, a team that won the Louisiana Class 2A state championship in 2008 and finished as the runner-up in 2009. He was rated No. 50 nationally as an offensive tackle and No. 12 among Louisiana seniors by Rivals.com. He was a member of The Times Picayune Preseason Top 20 Blue Chip List, was a two-time all-district honoree, earned all-metro honors from The Times Picayune as a junior in his first full season as a starter and then added all-state laurels from the Louisiana Football Coaches Association as a senior. Charpentier did not play as a sophomore while he gained athletic eligibility at John Curtis Christian following a transfer from South Lafourche midway through his freshman year. He was coached at John Curtis Christian by J.T. Curtis. He was successful in the classroom in Curtis' honors curriculum. Charpentier also participated in track and field, where he recorded a mark of 50 feet in the shot put. He was also recruited by Kentucky, Louisiana Tech, Northern Illinois, Northwestern, Southern Miss, SMU and Tulane.

PERSONAL: Born Feb. 20, 1992, he is the son of Robert and Melanie Charpentier. He was named to the Razorback Honor Roll for his work in the classroom in the fall of 2012 and 2013. He is a food, human nutrition and hospitality major.

	TIQUENTION COLEMAN			7
	LINEBACKER			
	5-10	212	SR-1L	
	MAULDIN, SOUTH CAROLINA			
MAULDIN HS/GEORGIA MILITARY				

2013: Coleman saw action in 11 games, making his Arkansas debut in the season-opening victory vs. Louisiana. He recorded one tackle in the win vs. Southern Miss and one tackle at Rutgers.

BEFORE ARKANSAS: Coleman was ranked as the No. 10 junior college safety in the country by 247Sports.com after starting every game in his two seasons at Georgia Military College. In 2012, he recorded 44 tackles, four interceptions, two pass breakups, two fumble recoveries and one forced fumble to help the Bulldogs advance to the Heart of Texas Bowl. As a freshman, he made 30 tackles and forced two fumbles as Georgia Military earned six wins with four shutouts. In his senior season at Mauldin, he helped lead the Mavericks to a berth in the 4A state playoffs and as a junior he led a defense that held six opponents to 14 points or less on the way to the quarterfinal round of the state playoffs. He was coached at Georgia Military by Bert Williams and at Mauldin by Doug Shaw. Coleman selected Arkansas over Wisconsin and Arizona.

PERSONAL: Born Sept. 13, 1991, he is the son of Kenneth and Teresa Duck. He joined the Razorbacks in January of 2013 and participated in spring practice. He is a communication major.



Tiquention Coleman

**DE'ANDRE COLEY**

SAFETY

6-1

201

FR-RS

MIAMI, FLORIDA

NORTHWESTERN HS

20

2013: Coley worked with the UA scout team while redshirting.

HIGH SCHOOL: Coley was ranked as the No. 52 safety in the country by ESPN. As a senior, he helped Northwestern advance to the second round of the 6A state playoffs where the Bulls fell to the eventual state champions and ended their season with a 9-3 record. He recorded 68 tackles, including six sacks, one interception and 12 pass breakups as the defense held opponents to an average of 12.3 points per game and allowed seven points or less in seven games, including two shutouts. In his junior season, Northwestern's defense allowed 20 points per game in an 8-2 campaign. He also ran track, where he was a member of the state runner-up team in 2012 boasting a 10.6 100-meter dash time and took the baton for the second leg of the 4x100 relay. He was coached at Northwestern by Stephen Field. Coley selected the Razorbacks over TCU.

PERSONAL: Born March 11, 1995, he is the son of Matthew Spikes and Yvonne Coley. He is enrolled in the Fulbright College of Arts and Science.

**ALEX COLLINS**

RUNNING BACK

5-11

215

SO-1L

FT. LAUDERDALE, FLORIDA

SOUTH PLANTATION HS

3

CAREER STATS

Year	G/GS	Rush	Yds	TD	Lg	Rec	Yds	TD	LG
2013	12/0	190	1,026	4	55	11	63	0	30
Total	12/0	190	1,026	4	55	11	63	0	30

CAREER HIGHS: Rush Attempts: 25, Southern Miss, 2013; Rush Yards: 172, Samford, 2013; Long Rush: 55, Samford, 2013; Receptions: 5, Florida, 2013; Receiving Yards: 45, Florida, 2013; Long Reception: 30, Florida, 2013

2013: Collins was named SEC Freshman of the Year, a Freshman All-American and to the SEC All-Freshman Team. He became the first freshman in SEC history to start his career with three straight 100-yard rushing games and the first true freshman in FBS since Oklahoma's Adrian Peterson in 2004. Collins became the second freshman in school history, 10th true freshman in SEC history and 68th true freshman in NCAA history to reach 1,000 rushing yards, finishing the season with 1,026 on 190 carries with four touchdowns. He added 63 yards on 11 receptions for a team-high 1,089 all-purpose yards. He teamed with Jonathan Williams to produce Arkansas' second pair of teammates to each rush for at least 900 yards in the season. His four 100-yard rushing games ranked second in school history among freshmen and tied for second in the nation for 2013 freshmen. He was named to Phil Steele's Midseason All-SEC Third Team. He led all NCAA freshmen in rushing yards and ranked seventh in the SEC with an average of 85.5 rushing yards per game. Collins ranked 14th in the NCAA, first among freshmen, with 382 rushing yards against ranked opponents. He ranked second in the SEC and 13th in the country with 355 4th-quarter rushing yards, and his nine rushes of 10-plus yards in the 4th quarter tied for first in the

SEC and for 19th in the country. His 16 rushes of 10-plus yards on 2nd down tied for the conference lead and for 10th in the nation, and he was fourth in the conference and tied for 29th in the country with 25 1st-down rushes on 2nd down. He opened his career with 131 yards on 21 carries vs. Louisiana, becoming the first Arkansas freshman to top 100 rushing yards in his collegiate debut since Felix Jones in 2005. The next week he rushed for 172 yards and one touchdown on 24 carries and was named SEC Freshman of the Week. He earned the conference's Freshman of the Week nod again the next week after his 25-carry, 115-yard, one-touchdown performance vs. Southern Miss. He rushed 16 times for 63 yards and caught one nine-yard pass at Rutgers. He topped 100 yards again vs. No. 10 Texas A&M, finishing the game with 116 yards and one touchdown on 14 carries plus one four-yard reception. In a return to his home state, he led Arkansas in rushing and receiving with 54 yards on 13 carries and 45 yards on five catches at No. 18 Florida. He rushed 10 times for 69 yards and one touchdown and caught one six-yard pass vs. No. 14 South Carolina. At No. 1 Alabama, he rushed 18 times for 77 yards and made one reception. He gained 92 yards on 18 carries vs. No. 8 Auburn. At Ole Miss, he collected 57 yards rushing on 10 carries and also caught two passes. He gained 52 yards on 10 carries vs. Mississippi State and eclipsed the 1,000-yard mark at No. 15 LSU.



Alex Collins

HIGH SCHOOL: Collins was ranked as the No. 1 running back in the country, No. 5 prospect in Florida and No. 17 overall in the nation by 247Sports.com. He was tabbed as the No. 3 running back in the nation by Scout.com and as the No. 20 overall prospect in Florida and No. 13 running back in the country by Rivals.com. He rushed for 1,400 yards and 14 touchdowns as a senior despite missing three games due to injury, helping South Plantation to nine wins, the district title and a berth in the 8A state playoffs. Following his senior season, he was selected to play in the Semper Fidelis All-American Bowl, where he was teammates with fellow UA signee Austin Allen. He was named Broward County Player of the Year as a junior after rushing for 1,786 yards and 28 touchdowns as the Paladins earned seven victories and qualified for the state playoffs. He was coached at South Plantation by Doug Gatewood. Collins also played lacrosse and ran the third leg on South Plantation's state-champion 4x100 relay, leading to him being named the 2013 Broward County Male Athlete of the Year. He picked Arkansas over Miami, Florida State, Florida and Wisconsin.


PERSONAL: Born Aug. 26, 1994, he is the son of Johnny Collins, Jr., and Andrea McDonald. He is a criminology major.

CAREER GAME-BY-GAME

2013

Date	Opponent	Rush	Yds	TD	Lg	Rec	Yds	TD	Lg
8/31	Louisiana	21	131	0	17	0	0	0	0
9/7	Samford+	24	172	1	55	0	0	0	0
9/14	Southern Miss	25	115	1	23	0	0	0	0
9/21	at Rutgers	16	63	0	19	1	9	0	9
9/28	Texas A&M	14	116	1	38	1	4	0	4
10/5	at Florida	13	54	0	28	5	45	0	30
10/12	South Carolina	10	69	1	29	1	6	0	6
10/19	at Alabama	18	77	0	13	1	0	0	0
11/2	Auburn	18	92	0	18	0	0	0	0
11/9	at Ole Miss	10	57	0	13	2	-1	0	3
11/23	Mississippi St. +	10	52	0	22	0	0	0	0
11/29	at LSU	11	28	0	8	0	0	0	0

+Little Rock, Ark



JARED COLLINS
CORNERBACK
 6-0 180 SO-1L
 TULSA, OKLAHOMA
 BOOKER T. WASHINGTON HS

29

2013: Collins appeared in 11 games with starts in the final two games of the season, vs. Mississippi State and at No. 15 LSU. He recorded a career-high six tackles at LSU. He recorded 27 tackles, including 1.0 for loss, and led the team with five special teams tackles. He also registered two pass breakups, one interception and one forced fumble. Collins made his Arkansas debut in the season-opening victory vs. Louisiana, recording three tackles. He made one tackle in Arkansas' 31-21 win vs. Samford and saw action vs. Southern Miss. Collins made one tackle vs. No. 10 Texas A&M and two tackles at No. 18 Florida. He recorded two tackles and made his first pass breakup against No. 14 South Carolina. Collins made three tackles, all solo, that included 1.0 for loss, at No. 1 Alabama. Collins recorded two tackles and one forced fumble vs. No. 8 Auburn and made two tackles at Ole Miss. Collins made his first career start vs. Mississippi State and recorded five tackles, one pass breakup and one interception.

2012: Collins worked with the UA scout team while redshirting.

HIGH SCHOOL: He made an impact in all three phases at Booker T. Washington and was ranked as the 63rd-best cornerback prospect in the nation by 247Sports.com. During his senior season, he made 79 tackles while catching 11 passes for 227 yards and two touchdowns, rushing 17 times for 203 yards and two touchdowns and returning five punts for 92 yards. In 2010, Collins made 21 tackles and intercepted three passes while helping Booker T. Washington to the 5A state championship. The defense did not allow its opponent to score in seven of the 14 games and allowed just 114 total points during the 13-1 season. He was coached at Booker T. Washington by Darrell Hall. Collins chose the Razorbacks after also receiving interest from Kansas, Oklahoma and Oklahoma State.

PERSONAL: Born May 10, 1994, he is the son of Mickey and Valoria Collins. He was named an Academic Champion after posting a 4.0 GPA in the fall of 2012. Collins was a member of the SEC Fall Academic Honor Roll in 2013. He is a kinesiology major.

CAREER GAME-BY-GAME

2013

Date	Opponent	UA-A	Total	TFL-Yds	INT-Yds	PBU	FF	FR
8/31	Louisiana	2-1	3	0.0-0	0-0	0	0	0
9/7	Samford+	1-0	1	0.0-0	0-0	0	0	0
9/14	Southern Miss	0-0	0	0.0-0	0-0	0	0	0
9/21	at Rutgers	--DNP--						
9/28	Texas A&M	1-0	1	0.0-0	0-0	0	0	0
10/5	at Florida	2-0	2	0.0-0	0-0	0	0	0
10/12	South Carolina	2-0	2	0.0-0	0-0	1	0	0
10/19	at Alabama	3-0	3	1.0-1	0-0	0	0	0
11/2	Auburn	1-1	2	0.0-0	0-0	0	1	0
11/9	at Ole Miss	0-2	2	0.0-0	0-0	0	0	0
11/23	Mississippi St. +	1-4	5	0.0-0	1-0	1	0	0
11/29	at LSU	2-4	6	0.0-0	0-0	0	0	0

+Little Rock, Ark.



Jared Collins

**BREY COOK**

OFFENSIVE GUARD

6-7 322 SR-3L

SPRINGDALE, ARKANSAS

HAR-BER HS

74

CAREER SUMMARY: Cook has appeared in 35 games and made 17 starts.

2013: Cook appeared in all 12 games and made 11 starts. He started the first four games at guard and moved to starting tackle for the final seven games. The offensive line blocked as running back Alex Collins became the 10th true freshman in SEC history to rush for 1,000 yards. Collins and Jonathan Williams became the second Razorback duo to each reach at least 900 rushing yards in one season, joining Darren McFadden and Felix Jones from 2006 and 2007. The offensive line also broke the single-season school record by only allowing 8.0 sacks. Arkansas led the SEC and tied for second in the NCAA with an average of 0.67 sacks allowed per game. The Razorbacks' average of one sack allowed for every 37.63 pass attempts was the best in the conference and seventh in the nation. Arkansas also ranked fourth in the SEC and 23rd in the NCAA in rushing offense with an average of 208.7 yards per game on the ground.

2012: Cook appeared in all 12 games and made six starts, including each of the first four games of the season. The Arkansas offensive line paved the way as 20 UA or SEC records were broken and Arkansas produced a 1,000-yard receiver in consecutive seasons for the first time in school history and a 3,000-yard passer for the fourth straight year. Quarterback Tyler Wilson led the SEC in passing, while Cobi Hamilton topped the conference in receptions per game and receiving yards per game. Hamilton's season totals of 90 catches and 1,335 receiving yards broke school records and allowed him to break the UA record for career receptions with 175. In addition, the offensive line allowed 1.0 or fewer sacks in eight games in 2012 and ranked third in the SEC with an average of just 1.58 sacks allowed per game.



Brey Cook

2011: He played in 11 games during his true freshman season, missing the game at No. 3 Alabama and the AT&T Cotton Bowl vs. No. 11 Kansas State. As part of the field goal unit, he blocked as Zach Hocker broke the Arkansas single-season record for points scored by a kicker, and his total ranked as the second-highest single-season point total by any player in UA history. Hocker ranked second in the SEC, first among kickers, and 17th in the NCAA with an average of 9.1 points per game and was tied for second in the conference and for 11th in the nation with an average of 1.6 field goals made per game. Hocker's 21 made field goals were the second-most in a season in school history and his 55 made PATs ranked fourth on UA's all-time single-season list.

HIGH SCHOOL: The Springdale, Ark., native was ranked as the No. 1 prospect in the state of Arkansas, the 12th-best offensive tackle in the nation and 124th overall recruit, according to Rivals.com. Cook also was named the No. 6 offensive tackle in the country by Scout.com. His Har-Ber squad won the 2009 Class 7A Arkansas state championship in his junior season. Har-Ber High School advanced to the state semifinals in 2008 and 2010. Cook was honored as an Under Armour All-American, playing in the Under Armour All-American Game in Tampa, Fla., in January, and was named to MaxPreps.com's 2010 U.S. Air Force All-America team. Cook was also named to the ESPN Top 150 class of 2011 list. He was recognized on the AHSAA's Class 7A West All-State team as a senior. Cook was selected to ArkansasVarsity.com's All-State team, receiving first-team accolades. He was named to the Arkansas Democrat-Gazette's All-Arkansas team. He was coached by Chris Wood. Cook had numerous offers from around the nation and selected the Razorbacks over Oklahoma, Auburn, Alabama and USC. Cook enrolled at Arkansas in the spring of 2011.

PERSONAL: Born April 13, 1993, he is the son of Melissa Cook. He was named to the Razorback Honor Roll for his work in the classroom in the fall of 2011 and 2013. He is a communication major.

**ALAN D'APPOLLONIO**

SNAPPER

6-0 238 SR-3L

PHOENIX, ARIZONA

SHADOW MOUNTAIN HS

82

2013: D'Appollonio appeared in all 12 games serving as Arkansas' deep snapper and was nominated for the Burlsworth Trophy. He caught a 24-yard pass for a first down on a fake punt at Rutgers and was named SEC Special Teams Player of the Week. He recorded one tackle at Rutgers, at No. 18 Florida and vs. No. 14 South Carolina. D'Appollonio snapped for kicker Zach Hocker and punter Sam Irwin-Hill. Hocker was named second-team All-SEC after he was one of 34 kickers in the country perfect on PATs, and was 13-of-15 on field goal attempts with a long of 54 yards. He made three field goals that rank among the 15 longest in school history and left as Arkansas' career record holder for points, field goals made, field goal percentage, PAT attempts and PATs made. Hocker also ranked in the top 10 in SEC history in PATs made, PAT attempts, points and field goals made. Hocker's five field goals of 50 yards or longer was tied for the second-highest career total in the NCAA among kickers active in 2013. Irwin averaged 44.3 yards per punt, including a 79 yarder that was the longest in the SEC in 2013, and led the SEC in punts inside the 20-yard line.



2012: D'Appollonio saw action in 11 games and made one tackle, which he recorded vs. Ole Miss. He snapped for punter Dylan Breeding, who ranked sixth in the NCAA and second in the SEC with an average of 45.58 yards per punt, and placekicker Zach Hocker, who broke three UA career records during the season. Breeding punted three times for an average of 58.3 yards per punt, the third-highest single-game average in school history, in the 19-15 win vs. Tulsa. Breeding's average of 45.58 yards per punt for the season ranked third on UA's single-season list. Breeding ended his career tied for fourth on the school's career punt average list at 42.9 yards per punt, an average boosted by averaging 45.4 yards per punt in his final two seasons with D'Appollonio as the primary snapper.


2011: He appeared in all 13 games as UA's deep snapper and made two tackles, one each in the 38-28 win vs. Troy and the 31-28 victory vs. Vanderbilt. He snapped to punter Dylan Breeding, who led the SEC and ranked seventh in the country with an average of 45.28 yards per punt, and to Zach Hocker, who ranked second in the SEC, first among kickers, and 17th in the NCAA with an average of 9.1 points per game and was tied for second in the conference and for 11th in the nation with an average of 1.6 field goals made per game. Hocker scored 118 points, which was an Arkansas record for single-season points by a kicker and the second-highest point total by any player in one season in school history. He also made 21 field goals, the second-highest single-season total in school history, and his 55 made PATs were the fourth-most in a season in school history. Breeding's punting average also ranked as the third-best single-season average in school history.

HIGH SCHOOL: D'Appollonio played football for coach Mike Giovando at Shadow Mountain High School in Phoenix, Ariz., where he also competed in track. In his senior season, he was a first-team All-State performer while also being selected as his school's Scholar Athlete of the Year and to the National Honor Society.

PERSONAL: Born January 19, 1993, he is the son of Al and Rose D'Appollonio. He is majoring in political science. He was named to the Razorback Honor Roll in the fall of 2011 and the SEC Fall Academic Honor Roll in 2012 and 2013. He was recognized as an Academic Champion after posting a 4.0 GPA in the fall of 2012.



Alan D'Appollonio

	MARCUS DANENHAUER		
	OFFENSIVE GUARD		
	6-5	315	JR-SQ
	BENTONVILLE, ARKANSAS		
	BENTONVILLE HS		
			59

2013: He worked with the UA scout team and did not appear in any games.

2012: Danenhauer worked with the UA scout team and did not appear in any games.

2011: He worked with the scout team while redshirting.

HIGH SCHOOL: Part of a state championship team in 2010, Danenhauer played for Barry Lunney, Sr. at Bentonville High School. Danenhauer was ranked as the eighth-best recruit in the state by HawgSports.com, while Rivals.com ranked him as the No. 45 offensive guard prospect in the nation. He was ranked No. 86 at his position by Scout.com. He concluded his career having been a part of two Class 7A state championship squads, with Bentonville High School also securing the 2008 title. In his senior season, he was part of a Bentonville offensive line that blocked for a 1,500-yard rusher. A first-team Class 7A West All-State selection by the AHSAA, Danenhauer was honored as a first-team member of ArkansasVarsity.com's All-State team.

PERSONAL: Born Feb. 23, 1993, he is the son of Rick and Brenda Kyle. He is majoring in kinesiology and was named to the SEC Fall Academic Honor Roll in 2012 and 2013. His brother Aaron played college ball at Tulsa and his grandfather Bill played for the Denver Broncos.

**ADAM DEACON**

OFFENSIVE GUARD

6-1 320 JR-SQ

LITTLE ROCK, ARKANSAS

LITTLE ROCK CHRISTIAN ACADEMY

66

2013: He worked with the UA scout team and did not appear in any games.

2012: Deacon worked with the UA scout team and did not appear in any games.

2011: He worked with the UA scout team while redshirting.

HIGH SCHOOL: He played football for Justin Kramer at Little Rock Christian Academy, where he helped the Warriors to a state runner-up finish in 2007. He also participated in wrestling and track at Little Rock Christian.

PERSONAL: Born March 4, 1993, he is the son of Dan and Leanne Deacon. His uncle and aunt, James and Charlet Priest both attended the University of Arkansas and his brother Tyler lettered for the Razorbacks from 2011-12. He is a communication major and was a member of the SEC Fall Academic Honor Roll in 2013.

**D.J. DEAN**

CORNERBACK

5-10 200 SO-1L

NEWTON, TEXAS

NEWTON HS

2

2013: Dean appeared in all 12 games of his true freshman campaign and started the final two games vs. Mississippi State and at No. 15 LSU. He finished the year with nine tackles and four pass breakups. Dean made his first career tackle and pass breakup in Arkansas' 24-3 win vs. Southern Miss. He made one tackle vs. No. 10 Texas A&M. Dean recorded two tackles and one pass breakup at Ole Miss and vs. Mississippi State. Dean ended his season with a career-high three tackles and one pass breakup at No. 15 LSU.

HIGH SCHOOL: Dean was an impact player on both sides of the ball at Newton, playing cornerback and quarterback. As a senior, he was named district MVP after leading the Eagles to the semifinal round of the state playoffs and a 13-1 final record. He recorded 34 tackles, four interceptions and one forced fumble and also passed for 1,062 yards and 11 touchdowns while rushing for 1,014 yards and 20 touchdowns. In his junior season, he made 46 tackles and five interceptions while passing for 1,280 yards and eight touchdowns and rushing for 672 yards and eight touchdowns. He was coached at Newton by W.T. Johnston. Dean received several offers and chose Arkansas over Baylor and Utah.

PERSONAL: Born Jan. 28, 1995, he is the son of Dale and Beverly Dean. He is enrolled in the Fulbright College of Arts and Science.



D.J. Dean

**AJ DERBY**

TIGHT END

6-5 255 SR-1L

IOWA CITY, IOWA

CITY HS/COFFEYVILLE CC

11

2013: Derby saw action in seven games and made his first career start at Rutgers. He finished the year 19-of-36 passing for 178 yards and one touchdown with a pass efficiency rating of 97.92. He made his season debut vs. Southern Miss and was 4-of-6 with 36 yards passing and 10 rushing yards while leading the Razorbacks to a 24-3 victory. He was 14-of-26 passing for 137 yards in his first career start at Rutgers, including a career-long 18-yard pass. He was 1-of-2 for five yards vs. No. 8 Auburn. He also saw action at No. 18 Florida, vs. No. 14 South Carolina, at No. 1 Alabama and at Ole Miss.

BEFORE ARKANSAS: Derby helped lead Coffeyville to the Region IV semifinals in his one season there, completing 149-of-321 passes for 1,936 yards and 22 touchdowns. He played in nine games as a redshirt freshman at Iowa in 2011 and completed three passes for a total of 30 yards. He earned first-team all-state honors following his junior and senior seasons and led City to the state championship as a senior. After his senior year, he participated in the Army All-American Bowl and Hawai'i vs. Mainland All-Star Game. During his senior season at City, he completed 98-of-187 passes for 1,820 yards and 23 touchdowns while adding 752 yards on 142 rushes. As a junior, he was 77-of-136 passing for 1,197 yards and 11 touchdowns and rushed 168 times for 1,064 yards and 13 touchdowns. He also played basketball and baseball,



helping the basketball team win the state title as a sophomore. Derby was coached at City by Dan Sabers and at Coffeyville by Aaron Flores.

PERSONAL: Born Sept. 20, 1991, he is the son of Kelly and John Derby. His father lettered at Iowa from 1988-91 and played in the NFL for the Detroit Lions and Cleveland Browns and his brother Zach lettered at Iowa from 2010-11. His uncle Glenn Derby played at Wisconsin and was an offensive lineman for the New Orleans Saints in 1989-90. He is a economics major.



AJ Derby




MATT DODSON
DEFENSIVE BACK
5-10 211 FR-RS
MCKINNEY, TEXAS
MCKINNEY BOYD HS

25

2013: Dodson worked with the UA scout team while redshirting.

HIGH SCHOOL: Dodson recorded 89 solo tackles in his career at McKinney Boyd High School. He also made 10.0 tackles for loss during his senior year when McKinney Boyd earned a 6-5 record and a berth in the 10-5A bi-district playoffs. Dodson averaged 6.8 tackles per game over his career. Dodson was coached by Don Drake.

PERSONAL: Born July 3, 1994, he is the son of Scott and Julianne Dodson. He is enrolled in the Walton College of Business.




WILL DUNCAN
TIGHT END
6-3 235 FR-RS
LITTLE ROCK, ARKANSAS
LITTLE ROCK CHRISTIAN ACADEMY

49

2013: Duncan worked with the UA scout team while redshirting.

HIGH SCHOOL: He was a three-year member of the varsity football team at Little Rock Christian Academy. His senior year, he recorded 20 receptions for 215 yards and 6 touchdowns. During this high school career, Duncan recorded 50 receptions for 435 yard and 11 touchdowns. Duncan was coached at Little Rock Christian by Justin Kramer.

PERSONAL: Born June 26, 1995, he is the son of Max and Susan Duncan. He is enrolled in the Walton College of Business.



BROOKS ELLIS
LINEBACKER
6-2 244 SO-1L
FAYETTEVILLE, ARKANSAS
FAYETTEVILLE HS

51

CAREER STATS

Year	G/GS	UA-A	Total	TFL-Yds	Sack-Yds	PBU	FF-FR
2013	12/4	12-21	33	2.0-3	0.5-1	1	0-0
Total	12/4	12-21	33	2.0-3	0.5-1	1	0-0

CAREER HIGHS: Tackles: 11, Ole Miss, 2013; Tackles for Loss: 1.0, LSU, 2013; Sacks: 0.5, Auburn, 2013

2013: Ellis saw action in all 12 games and started the last four games of his true freshman season. He totaled 33 tackles, 2.0 for loss, with 0.5 sack, and one pass breakup. He had a career-high 11 tackles and one pass breakup at Ole Miss and ended his season with 10 tackles, including 1.0 for loss, at No. 15 LSU. He recorded his first career tackle in the 24-3 win vs. Southern Mississippi. He made one tackle at Rutgers and vs. No. 10 Texas A&M. He made his first career start vs. No. 8 Auburn and registered six tackles, including 0.5 for loss with 0.5 sack. He made three tackles and 0.5 tackles for loss against Mississippi State.



Brooks Ellis

HIGH SCHOOL: Ellis helped lead Fayetteville to back-to-back 7A state championships in his last two years and was named the state's Defensive

Player of the Year in each. He was ranked as the No. 4 player in Arkansas by Rivals.com and 247Sports.com, and was rated 24th in the country at his position by 247Sports and 42nd by Rivals. As a senior, he was named to the all-state team despite missing the first two games after he registered 114 tackles, 16.0 for loss with 4.0 sacks, four forced fumbles, two pass breakups and one fumble recovery on the way to the state title. Following his junior season, he was also named the Little Rock Touchdown Club's 7A Player of the Year. He recorded 86 tackles, 22.5 for loss with 13.5 sacks, 19 quarterback hurries, two forced fumbles and two pass breakups at linebacker as the Bulldogs finished 12-2 and won the state title. As a sophomore, he started at safety and recorded 87 tackles, five for loss, five pass breakups and two forced fumbles. He was named the 2010 Arkansas Democrat-Gazette Sophomore Defensive Player of the Year and helped Fayetteville advance to the state championship game after recording 130 tackles, five pass breakups and three forced fumbles. He served as student body treasurer at Fayetteville and also was a member of FCA and the National Honor Society. He was coached at Fayetteville by Daryl Patton and chose Arkansas over multiple other offers.

PERSONAL: Born Jan. 15, 1995, he is the son of Kelly and Shelley Ellis. He is enrolled in the Fulbright College of Arts and Science.

CAREER GAME-BY-GAME

2013

Date	Opponent	UA-A	Total	TFL-Yds	Sack-Yds	PBU	FF	FR
8/31	Louisiana	0-0	0	0.0-0	0.0-0	0	0	0
9/7	Samford+	0-0	0	0.0-0	0.0-0	0	0	0
9/14	Southern Miss	0-1	1	0.0-0	0.0-0	0	0	0
9/21	at Rutgers	1-0	1	0.0-0	0.0-0	0	0	0
9/28	Texas A&M	0-1	1	0.0-0	0.0-0	0	0	0
10/5	at Florida	0-0	0	0.0-0	0.0-0	0	0	0
10/12	South Carolina	0-0	0	0.0-0	0.0-0	0	0	0
10/19	at Alabama	0-0	0	0.0-0	0.0-0	0	0	0
11/2	Auburn	1-5	6	0.5-1	0.5-1	0	0	0
11/9	at Ole Miss	7-4	11	0.0-0	0.0-0	1	0	0
11/23	Mississippi St.+	1-2	3	0.5-1	0.0-0	0	0	0
11/29	at LSU	2-8	10	1.0-1	0.0-0	0	0	0

+Little Rock, Ark.



MATT EMRICH
SNAPPER
 6-3 185 SO-1L
 EL DORADO, ARKANSAS
 EL DORADO HS

56

2013: Emrich saw action in all 12 games as Arkansas' holder. He was a crucial element of the field goal and PAT units as kicker Zach Hocker capped one of the most impressive careers in SEC history. Hocker was named second-team All-SEC after he was one of 34 kickers in the country perfect on PATs, and was 13-of-15 on field goal attempts with a long of 54 yards. He made three field goals that rank among the 15 longest in school history and left as Arkansas' career record holder for points, field goals made, field goal percentage, PAT attempts and PATs made. Hocker also ranked in the top 10 in SEC history in PATs made, PAT attempts, points and field goals made. Hocker's five field goals of 50 yards or longer was tied for the second-highest career total in the NCAA among kickers active in 2013.

2012: Emrich worked with the specialists while redshirting.

HIGH SCHOOL: In his three years playing for El Dorado, the Wildcats put together a record of 37-3 and won the 6A state championship each year. He started at wide receiver and long snapper as a senior, helping El Dorado to a 13-1 final record. He also played soccer and broke the state record for goals scored in a career. He also was recognized as academic all-conference his final three years. Emrich was coached at El Dorado by Scott Reed.

PERSONAL: Born May 17, 1994, he is the son of Lou Anne and Marc Emrich. He is an accounting major.



DENZELL EVANS
RUNNING BACK
 6-0 222 FR-RS
 HOUSTON, TEXAS
 BELLAIRE HS

25

2013: Evans worked with the UA scout team while redshirting.

HIGH SCHOOL: Evans was a three-year starter at Bellaire, rushing for 2,350 yards and 26 touchdowns in his career. He was named first-team all-district after his senior season when he rushed for 1,147 yards and 16 touchdowns to lead Bellaire into the 5A Division I state playoffs. As a junior, he averaged 7.4 yards per carry, totaling 997 yards on 135 rushes and scored 11 touchdowns while the Cardinals won seven games and qualified for the state playoffs. He gained 711 yards and scored eight touchdowns as a sophomore, when Bellaire played in the first round of the state playoffs. He was coached at Bellaire by Trey Hermann and Trey Sissom. Evans selected Arkansas over offers from Arizona State, Kansas State, Michigan State and Houston, among others.

PERSONAL: Born Sept. 24, 1994, he is the son of Carlis and Sharon Evans. He is enrolled in the Fulbright College of Arts and Science.



TREY FLOWERS
DEFENSIVE END
 6-4 268 SR-3L
 HUNTSVILLE, ALABAMA
 COLUMBIA HS

86

CAREER HIGHS: Tackles: 10, LSU, 2012; Tackles for Loss: 3.5, Florida, 2013; Auburn, 2012; Sacks: 3.5, Auburn, 2012; QB Hurries: 3, Mississippi State, 2012

CAREER STATS

Year	G/GS	UA-A	Tot	TFL-Yds	Sk-Yds	QBH	PBU	FF-FR	INT
2011	13/3	16-12	28	5.5-21	1.0-11	1	2	0-0	0
2012	12/12	22-28	50	13.0-76	6.0-58	11	3	0-0	0
2013	11/11	27-17	44	13.5-58	5.0-38	5	2	3-0	1
Total	36/26	63-59	122	32.0-155	12.0-107	17	7	3-0	1

CAREER SUMMARY: Flowers has appeared in 36 games and made 26 starts. He has recorded 122 tackles, 32.0 for loss with 12.0 sacks, 17 quarterback hurries, three forced fumbles, seven pass breakups and one interception. He is tied for 11th on Arkansas' career tackles for loss list and is tied for 16th on the school's career sacks list.

2013: Flowers earned second-team All-SEC acclaim after finishing the season with 44 tackles, including 13.5 for loss with 5.0 sacks, three

forced fumbles, one interception, two pass breakups and five quarterback hurries. His average of 1.23 tackles for loss per game ranked second in the SEC and 34th in the NCAA, and his tackles for loss total ranked fourth in the conference. His tackles for loss accounted for 58 yards lost, tied for the ninth-highest total in the SEC. He recorded 9.5 tackles for loss in conference play, which ranked fifth in the SEC. He also is tied for second in the conference and 23rd in the country in forced fumbles. He started in all 11 games he appeared, missing only the Samford contest. Flowers was named SEC Defensive Lineman of the Week for his performance in the season-opening game vs. Louisiana, when he recorded five tackles, including 3.0 for loss with 2.0 sacks, two quarterback hurries and one forced fumble. He grabbed his first career interception vs. Southern Miss. At Rutgers, he had four solo tackles, 1.0 for loss with 1.0 sack, one forced fumble, one quarterback hurry and one pass breakup. He made five tackles, including 1.0 for loss, vs. No. 10 Texas A&M. He registered a season-high seven tackles, including a career-high-tying 3.5 for loss with 1.0 sack, at No. 18 Florida. He made four tackles vs. No. 14 South Carolina and one solo stop the next week at No. 1 Alabama. He made three tackles, including 1.0 for loss, vs. No. 8 Auburn. At Ole Miss, he recorded six tackles, 0.5 for loss, one forced fumble and one pass breakup. He registered four tackles, 2.5 for loss, and one quarterback hurry vs. Mississippi State and ended the season with five tackles, 1.0 for loss and 1.0 sack, and one quarterback hurry at No. 15 LSU.



Trey Flowers

2012: He started all 12 games and recorded 50 tackles, 13.0 for loss with 6.0 sacks, 11 quarterback hurries and three pass breakups. His average of 1.08 tackles for loss per game tied for fifth in the SEC, and his average of 0.50 sacks per game tied for eighth in the conference. He made a career-high 3.5 sacks in the 24-7 win at Auburn, the second-highest single-game total in the SEC and tied for the eighth-best single-game output in the NCAA in 2012. Total, he collected five tackles and also added two quarterback hurries against the Tigers and was named SEC Defensive Lineman of the Week for his performance. He registered a career-high 10 tackles, including 1.0 for loss with 0.5 sack, and one pass breakup in the season finale vs. No. 8 LSU. He opened the season with four tackles, 2.0 for loss, and one quarterback hurry in a 49-24 win vs. Jacksonville State. He registered two tackles, 0.5 for loss, vs. ULM and one quarterback hurry vs. No. 1 Alabama. He made three tackles, including 1.0 sack, and had one quarterback hurry vs. Rutgers. He recorded one tackle and one pass breakup at Texas A&M. He followed his play at Auburn with another five-tackle performance with two quarterback hurries in a 49-7 victory vs. Kentucky. He made four tackles vs. Ole Miss. He recorded four tackles and one pass breakup in the 19-15 win vs. Tulsa. He made six tackles, including 2.5 for loss, with one quarterback hurry at No. 12 South Carolina. He matched his tackles total the next week, adding 2.5 for loss with 1.0 sack and a career-high three quarterback hurries, at Mississippi State.

2011: He was selected to the SEC All-Freshman Team after he recorded 28 tackles, 5.5 for loss with 1.0 sack, two pass breakups and one quarterback hurry while appearing in all 13 games and making three starts as a true freshman. His starts came in consecutive games at Ole Miss, at Vanderbilt and vs. No. 10 South Carolina. He made his collegiate debut with a four-tackle performance in the season-opening 51-7 win vs. Missouri State and made one tackle the next week in a 52-3 win vs. New Mexico. At No. 3 Alabama, he made two tackles. He recorded a career-high five tackles in the come-from-behind 42-38 victory vs. No. 14 Texas A&M. He made two tackles, including 0.5 for loss, in a 38-14 win vs. No. 15 Auburn. In his first career start, he recorded three solo tackles, including a career-high 2.0 for loss and 1.0 sack, and one pass breakup in the 29-24 win at Ole Miss. He recorded four tackles, 1.0 for loss, and one pass breakup the next week in a 31-28 victory at Vanderbilt. He tied his career high with five tackles, including 1.0 for loss, in his third consecutive start and helped UA to a 44-28 win vs. No. 10 South Carolina. He stretched his consecutive games with a tackle for loss streak to five the next week with two tackles, including 1.0 for loss, and one quarterback hurry in the 49-7 victory vs. Tennessee.

HIGH SCHOOL: A two-time Alabama all-state honoree in 2009 and 2010, Flowers looks to bring size and strength to Arkansas. Flowers earned his all-state recognition from the Alabama Sports Writers Association in two different classes, first in Class 4A as a junior and again in Class 5A as a senior. He was a defensive standout for head coach Corey Collier's program, which has only been in existence for five seasons. He also was a steady contributor on the Columbia High School basketball squad. Flowers chose the Razorbacks after also drawing interest from UAB, Georgia Tech and South Alabama.

PERSONAL: Born Aug. 16, 1993, he is the son of Robert and Jacqueline Flowers. He is enrolled in the Walton College of Business and is majoring in economics. He was named to the Razorback Honor Roll for his work in the classroom in the fall of 2011 and to the SEC Fall Academic Honor Roll in 2012 and 2013.

CAREER GAME-BY-GAME

2011

Date	Opponent	UA-A	Total	TFL-Yds	Sacks-Yds	QBH	PBU	FF	FR
9/3	Missouri State	2-2	4	0.0-0	0.0-0	0	0	0	0
9/10	New Mexico+	0-1	1	0.0-0	0.0-0	0	0	0	0
9/17	Troy	0-0	0	0.0-0	0.0-0	0	0	0	0
9/24	at Alabama	0-2	2	0.0-0	0.0-0	0	0	0	0
10/1	vs. Texas A&M^	4-1	5	0.0-0	0.0-0	0	0	0	0
10/8	Auburn	0-2	2	0.5-0	0.0-0	0	0	0	0
10/22	at Ole Miss	3-0	3	2.0-17	1.0-11	0	1	0	0
10/29	at Vanderbilt	1-3	4	1.0-1	0.0-0	0	1	0	0
11/5	S. Carolina	4-1	5	1.0-2	0.0-0	0	0	0	0
11/12	Tennessee	2-0	2	1.0-1	0.0-0	1	0	0	0
11/19	Miss. State+	0-0	0	0.0-0	0.0-0	0	0	0	0
11/25	at LSU	0-0	0	0.0-0	0.0-0	0	0	0	0
1/6	vs. Kansas State#	0-0	0	0.0-0	0.0-0	0	0	0	0

+Little Rock, Ark.

^Arlington, Texas

#Cotton Bowl

2012

Date	Opponent	UA-A	Total	TFL-Yds	Sacks-Yds	QBH	PBU	FF	FR
9/1	Jacksonville State	2-2	4	2.0-6	0.0-0	1	0	0	0
9/8	ULM+	1-1	2	0.5-1	0.0-0	0	0	0	0
9/15	Alabama	0-0	0	0.0-0	0.0-0	1	0	0	0
9/22	Rutgers	2-1	3	1.0-12	1.0-12	1	0	0	0
9/29	at Texas A&M	1-0	1	0.0-0	0.0-0	0	1	0	0
10/6	at Auburn	4-1	5	3.5-39	3.5-39	2	0	0	0
10/13	Kentucky	0-5	5	0.0-0	0.0-0	2	0	0	0
10/27	Ole Miss+	2-2	4	0.0-0	0.0-0	0	0	0	0
11/3	Tulsa	3-1	4	0.0-0	0.0-0	0	1	0	0
11/10	at S. Carolina	4-2	6	2.5-9	0.0-0	1	0	0	0
11/17	at Miss. State	2-4	6	2.5-7	1.0-5	3	0	0	0
11/23	LSU	1-9	10	1.0-2	0.5-2	0	1	0	0

+Little Rock, Ark.

2013

Date	Opponent	UA-A	Total	TFL-Yds	Sacks-Yds	QBH	PBU	FF	FR
8/31	Louisiana	4-1	5	3.0-20	2.0-16	2	0	1	0
9/7	Samford+	--DNP--							
9/14	Southern Miss	0-0	0	0.0-0	0.0-0	0	0	0	0
9/21	at Rutgers	4-0	4	1.0-7	1.0-7	1	1	1	0
9/28	Texas A&M	2-3	5	1.0-2	0.0-0	0	0	0	0
10/5	at Florida	6-1	7	3.5-15	1.0-7	0	0	0	0
10/12	South Carolina	2-2	4	0.0-0	0.0-0	0	0	0	0
10/19	at Alabama	1-0	1	0.0-0	0.0-0	0	0	0	0
11/2	Auburn	1-2	3	1.0-2	0.0-0	0	0	0	0
11/9	at Ole Miss	3-3	6	0.5-1	0.0-0	0	1	1	0
11/23	Mississippi St.+	3-1	4	2.5-3	0.0-0	1	0	0	0
11/29	at LSU	1-4	5	1.0-8	1.0-8	1	0	0	0

+Little Rock, Ark.



Rohan Gaines

ROHAN GAINES

SAFETY

5-11 200 JR-2L

BAINBRIDGE, GEORGIA

BAINBRIDGE HS

26

CAREER STATS

Year	G/GS	UA-A	Tot	TFL-Yds	INT-Yds	PBU	QBH	FF-FR
2012	12/11	46-29	75	0.0-0	0-0	4	1	1-0
2013	10/5	19-14	33	1.0-2	0-0	1	2	0-1
Total	22/16	65-43	108	1.0-2	0-0	5	3	1-1

Career Highs: Tackles: 11, Alabama, 2012; **Pass Breakups:** 3, South Carolina, 2012; **Forced Fumbles:** 1, Jacksonville State, 2013; **Fumble Recoveries:** 1, Mississippi State, 2013; **QB Hurries:** 2, South Carolina, 2013

2013: Gaines played in 10 games with five starts and recorded 33 tackles, 1.0 for loss, one fumble recovery, two quarterback hurries and one pass breakup. He made a season-high nine tackles and added one fumble recovery vs. Mississippi State. In the season-opening win vs. Louisiana, he made three tackles. He registered two tackles at Rutgers and recorded three tackles and one pass breakup vs. No. 10 Texas A&M. At No. 18 Florida, he made two tackles. He made four tackles and two quarterback hurries vs. No. 14 South Carolina. The next week at No. 1 Alabama, Gaines registered three tackles, including 0.5 for loss. He recorded two tackles vs. No. 8 Auburn and made five tackles, with 0.5 for loss, at Ole Miss. He also played in the season finale at No. 15 LSU.

2012: Gaines was named a Freshman All-American by FoxSportsNext and to the SEC All-Freshman Team after appearing in all 12 games with 11 starts and recording 75 tackles, four pass breakups, one quarterback hurry and one forced fumble. His tackles total ranked second on the team and third among freshmen in the SEC. He made a career-high 11 tackles vs. No. 1 Alabama one week after registering 10 stops vs. ULM. He opened the season with five solo tackles and one forced fumble in a 49-24 win vs. Jacksonville State. He made four tackles vs. Rutgers. He recorded seven tackles, one quarterback hurry and one pass breakup at Texas A&M. He made five tackles in the 24-7 win at Auburn and the next week made four tackles in the 49-7 victory vs. Kentucky. He made nine tackles vs. Ole Miss and followed that with six stops in a 19-15 win vs. Tulsa. He recorded two solo tackles and a career-high three pass breakups at No. 12 South Carolina. He ended the season with nine tackles at Mississippi State and three solo tackles vs. No. 8 LSU.

2011: He worked with the scout team while redshirting.

HIGH SCHOOL: A versatile athlete, Gaines made 60 tackles in 2010, including four tackles for loss, and recorded one interception while playing for head coach Ed Pilcher. He was named to The Albany Herald's All-Area defensive team at the conclusion of his final prep campaign. Noted for his hard-hitting play, he also earned All-Region 1AAAA second-team honors, selected by regional coaches. On the offensive side of the ball, Gaines saw time at quarterback and wide receiver. He also played point guard for the Bainbridge basketball team. Gaines picked the Razorbacks after also receiving interest from Georgia and Georgia Tech.

PERSONAL: Born April 1, 1993, he is the son of Maurice and Loretta Gaines. He is a sociology major.

CAREER GAME-BY-GAME

2012

Date	Opponent	UA-A	Total	TFL-Yds	INT-Yds	PBU	QBH	FF	FR
9/1	Jacksonville St	5-0	5	0.0-0	0-0	0	0	1	0
9/8	ULM+	5-5	10	0.0-0	0-0	0	0	0	0
9/15	Alabama	8-3	11	0.0-0	0-0	0	0	0	0
9/22	Rutgers	1-3	4	0.0-0	0-0	0	0	0	0
9/29	at Texas A&M	5-2	7	0.0-0	0-0	1	1	0	0
10/6	at Auburn	3-2	5	0.0-0	0-0	0	0	0	0
10/13	Kentucky	0-4	4	0.0-0	0-0	0	0	0	0
10/27	Ole Miss+	5-4	9	0.0-0	0-0	0	0	0	0
11/3	Tulsa	4-2	6	0.0-0	0-0	0	0	0	0
11/10	at S. Carolina	2-0	2	0.0-0	0-0	3	0	0	0
11/17	at Miss. State	5-4	9	0.0-0	0-0	0	0	0	0
11/23	LSU	3-0	3	0.0-0	0-0	0	0	0	0

+Little Rock, Ark.

2013

Date	Opponent	UA-A	Total	TFL-Yds	INT-Yds	PBU	QBH	FF	FR
8/31	Louisiana	1-2	3	0.0-0	0-0	0	0	0	0
9/7	Samford+	--DNP--							
9/14	Southern Miss	--DNP--							
9/21	at Rutgers	2-0	2	0.0-0	0-0	0	0	0	0
9/28	Texas A&M	1-2	3	0.0-0	0-0	1	0	0	0
10/5	at Florida	0-2	2	0.0-0	0-0	0	0	0	0
10/12	South Carolina	4-0	4	0.0-0	0-0	0	2	0	0
10/19	at Alabama	1-2	3	0.5-2	0-0	0	0	0	0
11/2	Auburn	1-1	2	0.0-0	0-0	0	0	0	0
11/9	at Ole Miss	4-1	5	0.5-0	0-0	0	0	0	0
11/23	Mississippi St. +	5-4	9	0.0-0	0-0	0	0	0	1
11/29	at LSU	0-0	0	0.0-0	0-0	0	0	0	0

+Little Rock, Ark.

**DREW GORTON**

SNAPPER

6-0 200 JR-SQ

FAYETTEVILLE, ARKANSAS

FAYETTEVILLE HS

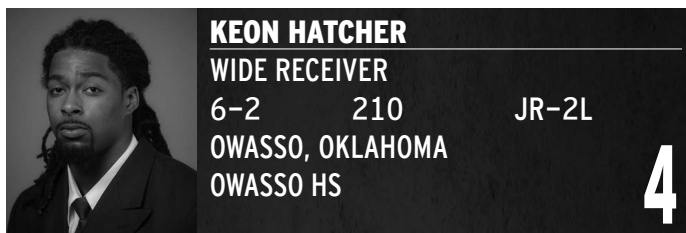
32

2013: Gorton worked with the UA scout team and did not appear in any games.

2011: He worked with the UA scout team while redshirting.

HIGH SCHOOL: He was an honorable-mention All-7A West Conference selection in 2010 after grabbing 61 receptions, the fourth-highest single-season total in Fayetteville High School history, to help the Bulldogs advance to the state championship game and finish the season with a 10-4 record. In his junior season, he helped Fayetteville average 29.6 points per game while advancing to the state playoffs. He was coached at Fayetteville by Daryl Patton.

PERSONAL: Born April 3, 1992, he is the son of Don Gorton, Cheryl Gorton Long and Gene Long. He is majoring in recreation and sports management. He was named to the Razorback Honor Roll in the fall of 2011, the Athletic Director's List in the fall of 2012 and the SEC Fall Academic Honor Roll in 2012 and 2013 for his work in the classroom.

**KEON HATCHER**

WIDE RECEIVER

6-2 210 JR-2L

OWASSO, OKLAHOMA

OWASSO HS

4

CAREER STATS

Year	G/GS	Rec.	Yds	TD	Lg
2012	10/0	3	21	1	12
2013	10/6	27	346	2	43
Total	20/6	30	367	3	43

CAREER HIGHS: Receptions: 7, LSU, 2013; Yards: 84, LSU, 2013; Touchdowns: 1, 3 times (most recent Auburn, 2013); Long Reception: 43, LSU, 2013

2013: Hatcher played in 10 games and made six starts. He totaled 27 receptions for 346 yards and two touchdowns and 11 rushes for 140 yards. He also returned nine kicks for 198 yards and averaged 12.7 yards per rush, 12.8 yards per catch and 22.0 yards per kick return. He ended the season at No. 15 LSU with a career-high seven receptions for a career-high 84 passing yards. He made a career-long 27-yard reception in Arkansas' 34-14 season-opening victory vs. Louisiana. His next appearance was at Rutgers, where he returned from injury to make four receptions for 45 yards, two carries for 19 yards and returned two kicks for 38 yards. The following week vs. No. 10 Texas A&M, Hatcher made his first career start and caught two passes for 27 yards and one touchdown, had one carry for nine yards and returned two kicks for 51 yards. Hatcher made four receptions for 26 yards, had one carry for nine yards and returned one kick for 19 yards at No. 18 Florida. He rushed twice for a career-high 69 rushing yards vs. No. 14 South Carolina. He also returned two kickoffs for 43 yards. At No. 1 Alabama, he recorded one carry for eight yards and returned two kicks for 47 yards. He caught four passes for 50 yards and one touchdown in addition to two carries for 10 yards vs. No. 8 Auburn. At Ole Miss, he made three catches for 58 yards and had one 10-yard rush. He made two catches for 29 yards and had one six-yard rush vs. Mississippi State.

2012: Hatcher appeared in 10 games and ended the season with three receptions for 21 yards and one touchdown in addition to two tackles. All three of his catches and his first collegiate touchdown, a six-yard catch that tied the game at 7-7 in the first quarter, came at No. 12 South Carolina. He recorded both of his tackles in the season finale vs. No. 8 LSU.

HIGH SCHOOL: Hatcher came to Arkansas fresh off consecutive 1,000-yard receiving seasons. He was ranked as the No. 4 prospect in Oklahoma and the No. 45 receiver in the country by 247Sports.com, the No. 5 overall prospect in the state by Rivals.com, the No. 20 wide receiver in America by SuperPrep and the 46th-best wide receiver in the nation by Scout.com. His senior season, Hatcher caught 100 passes for 1,610 yards and 21 touchdowns and was named first-team all-state and the district's co-Offensive Player of the Year. He helped lead Owasso to the Oklahoma Class 6A state semifinals, a run through the bracket that included a four-overtime victory over the No. 1 team in the state, and a 9-4 record. In 2010, Hatcher made 75 receptions for 1,075 yards and nine touchdowns as the Rams advanced to the state semifinals for the first time since 2006 and finished the season 8-5. He was coached at Owasso by Bill Patterson. Hatcher chose Arkansas over Oklahoma and Oklahoma State.



PERSONAL: Born Sept. 11, 1994, he is the son of Delilah Paul. He is a communication major.

CAREER GAME-BY-GAME

2012

Date	Opponent	Rec.	Yds	TD	Lg	Rush	Yds	TD	Lg
9/1	Jacksonville State	0	0	0	0	0	0	0	0
9/8	ULM+	0	0	0	0	0	0	0	0
9/15	Alabama	--DNP--							
9/22	Rutgers	--DNP--							
9/29	at Texas A&M	0	0	0	0	0	0	0	0
10/6	at Auburn	0	0	0	0	0	0	0	0
10/13	Kentucky	0	0	0	0	0	0	0	0
10/27	Ole Miss+	0	0	0	0	0	0	0	0
11/3	Tulsa	0	0	0	0	0	0	0	0
11/10	at S. Carolina	3	21	1	12	0	0	0	0
11/17	at Miss. State+	0	0	0	0	0	0	0	0
11/23	LSU	0	0	0	0	0	0	0	0

+Little Rock, Ark.


2013

Date	Opponent	Rec.	Yds	TD	Lg	Rush	Yds	TD	Lg
8/31	Louisiana	1	27	0	27	0	0	0	0
9/7	Samford+	--DNP--							
9/14	Southern Miss	--DNP--							
9/21	at Rutgers	4	45	0	18	2	19	0	11
9/28	Texas A&M	2	27	1	15	1	9	0	9
10/5	at Florida	4	26	0	11	1	9	0	9
10/12	South Carolina	0	0	0	0	2	69	0	50
10/19	at Alabama	0	0	0	0	1	8	0	8
11/2	Auburn	4	50	1	20	2	10	0	5
11/9	at Ole Miss	3	58	0	22	1	10	0	10
11/23	Mississippi St.+	2	29	0	16	1	6	0	6
11/29	at LSU	7	84	0	43	0	0	0	0

+Little Rock, Ark.

Longview played its way into the semifinal round of the state playoffs and finished the season 10-5. At the 2011 state championships track meet, he finished second in the 200-meter dash with a time of 21.10 seconds and fourth in the 100 with a 10.51 clocking. In 2010, he finished third in the 200 and fourth in the 100 at the state championships. He was coached at Longview by John King. Hawkins chose Arkansas over TCU, Texas A&M and Oklahoma State.

PERSONAL: Born April 19, 1994, he is the son of Eric and Veronica Hawkins. He is a communication major.



HUNTER HENRY
TIGHT END
 6-6 255 SO-1L
 LITTLE ROCK, ARKANSAS
 PULASKI ACADEMY
84

CAREER STATS

Year	G/GS	Rec.	Yds	TD	Lg
2013	12/7	28	409	4	52
Total	12/7	28	409	4	52

CAREER HIGHS: **Receptions:** 5, LSU, 2013; **Louisiana, 2013;** **Yards:** 109, Texas A&M, 2013; **Touchdowns:** 2, LSU, 2013; **Long Reception:** 52, Texas A&M, 2013

2013: Henry earned second-team All-SEC acclaim, Freshman All-America honors and was named to the SEC All-Freshman Team after catching 28 passes for 409 yards and a team-high-tying four touchdowns. He also was one of two freshmen on the Mackey Award Midseason Watch List, which recognized the top 29 tight ends in the country. He appeared in all 12 games with seven starts. His receiving yards ranked third in the nation among freshmen tight ends, and he was the only freshman tight end in the SEC with a 100-yard receiving game, a number he hit with 109 yards vs. No. 10 Texas A&M. Henry also led SEC tight ends and ranked third in the conference by gaining a first down on 78.6 percent of his receptions. He led the Razorbacks with 75 receiving yards on five catches in his collegiate debut vs. Louisiana. His 13-yard reception vs. Samford came on 3rd-and-7 in the third quarter and extended a drive that led to the eventual game-winning touchdown. In his first career start at Rutgers, he caught two passes for 37 yards and one touchdown. The next week, he made four receptions for 109 yards vs. No. 10 Texas A&M. He totaled 42 receiving yards on two catches at No. 18 Florida. At No. 1 Alabama, he led the team with three receptions for 42 yards. He caught one 10-yard pass vs. No. 8 Auburn. He made three catches for 26 yards and one touchdown at Ole Miss. He tied for the team lead with two receptions totaling 14 yards vs. Mississippi State. Henry caught a career-high two touchdowns as part of a five-catch, 41-yard performance in the season finale at No. 15 LSU.

HIGH SCHOOL: Henry was rated as the No. 1 tight end prospect in the nation by Tom Lemming. He was named to the PARADE All-America Team, named a first-team All-American by 247Sports.com and a second-team All-American by Max Preps. Rivals.com ranked him as the No. 2 tight end in the country, and 247Sports and Scout.com tabbed him as the nation's No. 4 tight end. ESPN ranked him as the No. 1 player in Arkansas, and Rivals and 247Sports had him as the No. 2 player in the state. As a senior,



ERIC HAWKINS
WIDE RECEIVER
 6-0 180 SO-1L
 LONGVIEW, TEXAS
 LONGVIEW HS
14

2013: Hawkins saw action in nine games and caught three passes for 32 yards, returning four kickoffs for 90 yards and recorded a four-yard rush. He returned two kicks for 50 yards in Arkansas' 31-21 win vs. Samford. He rushed once for four yards and returned one kick for 20 yards in the 24-3 victory vs. Southern Miss. At Rutgers, Hawkins made one catch for 11 yards and returned one kick for 20 yards. He made two receptions for 21 yards vs. No. 10 Texas A&M. Hawkins also participated vs. Louisiana, at No. 18 Florida, at No. 1 Alabama, at Ole Miss and vs. Mississippi State.

2012: Hawkins worked with the UA scout team while redshirting.

HIGH SCHOOL: A speedy receiver who also ran track in high school, Hawkins was named the District 11-5A Offensive MVP and a first-team all-district selection in 2011. He caught 41 passes for 994 yards and 10 touchdowns to help lead the Lobos to their eighth straight district title and the third round of the state playoffs. He battled injuries throughout his junior season and finished with 300 yards and two touchdowns as

he caught 107 passes for 1,449 yards and 15 touchdowns while helping lead Pulaski Academy to the semifinal round of the 5A state playoffs. Following his senior year, he was selected to play in the Under Armour All-America Game, where he was voted a team captain and started for the White Team. He caught 64 passes for 1,093 yards and 16 touchdowns in his junior season as the Bruins claimed the 4A state championship and finished 14-0. He played on both sides of the ball as a sophomore, hauling in 45 passes for 748 yards and 10 touchdowns and registering 30 tackles, three for loss, and one fumble recovery while P.A. advanced to the state title game and finished 13-2. He was involved in his church's youth group and an FCA leader at P.A., where he helped lead a food drive for the homeless. He was coached at Pulaski Academy by Kevin Kelley. Henry chose Arkansas over Alabama after receiving numerous offers.

PERSONAL: Born Dec. 7, 1994, he is the son of Mark and Jenny Henry. His dad lettered at Arkansas from 1988-91 and was a team captain his senior year. He is a pre-business major.

CAREER GAME-BY-GAME

2013

Date	Opponent	Rec.	Yds	TD	Lg
8/31	Louisiana	5	75	0	25
9/7	Samford+	1	13	0	13
9/14	Southern Miss	0	0	0	0
9/21	at Rutgers	2	37	1	21
9/28	Texas A&M	4	109	0	52
10/5	at Florida	2	42	0	31
10/12	South Carolina	0	0	0	0
10/19	at Alabama	3	42	0	25
11/2	Auburn	1	10	0	10
11/9	at Ole Miss	3	26	1	17
11/23	Mississippi St.+	2	14	0	8
11/29	at LSU	5	41	2	12

+Little Rock, Ark.



Hunter Henry



JOHN HENSON

KICKER

5-11

172

SR-1L

SOUTHLAKE, TEXAS

CARROLL HS

43

2013: Henson participated in three games, appearing vs. Louisiana, vs. Auburn and at Ole Miss. Henson was 1-of-1 on PAT attempts and registered a 65-yard kickoff in Arkansas' season-opening victory vs. Louisiana.

2012: Henson appeared in two games, seeing action at No. 12 South Carolina and vs. No. 8 LSU, and scored seven points. All of his points came in the season finale against the Tigers, when he was 2-of-2 on field goals and 1-of-1 on PAT attempts. His field goal makes were from 25 yards in the third quarter and 17 yards in the fourth quarter.

2011: He worked with the Arkansas specialists but did not see any game action.

2010: He worked with the Arkansas specialists while redshirting.

HIGH SCHOOL: As a senior, Henson helped kick Southlake Carroll High School to the third round of the Texas Class 5A Division II state championship playoffs in 2009. Henson also played soccer for Southlake Carroll, which advanced to the second round of the Texas Class 5A state championship playoffs in his final high school season.

PERSONAL: Born Sept. 6, 1991, he is the son of Mel Henson. His father attended Arkansas from 1976-79. John is enrolled in the Walton College of Business and majoring in marketing. He was named to the Razorback Honor Roll for his work in the classroom in the fall of 2012.



John Henson




WILL HINES
CORNERBACK
 6-1 191 JR-2L
 WACO, TEXAS
 WACO HS

9

CAREER STATS

Year	G/GS	UA-A	Tot	TFL-Yds	INT	PBU	FF-FR
2012	12/9	17-7	24	0.0-0	1-0	4	1-1
2013	7/6	12-10	22	0.0-0	1-0	4	0-0
Total	19/15	29-17	46	0.0-0	2-0	8	1-1

CAREER HIGHS: Tackles: 6, LSU, 2013; Tackles for Loss: 1.0, Alabama, 2013; Interceptions: 1, Mississippi State, 2013; Pass Breakups: 1, Mississippi St., 2013; S. Carolina, 2013; Forced Fumbles: 1, Auburn, 2013

2013: Hines saw action in seven games and made six starts, recording 22 tackles, one interception and four pass breakups. Hines contributed to Arkansas' season-opening win vs. Louisiana with two tackles and two pass breakups. The next week, he recorded another two tackles and one pass breakup in a 31-21 win vs. Samford. He made one interception and three tackles in the 24-3 victory vs. Southern Miss. At Rutgers, he registered a career-high seven tackles. He followed that performance with six tackles the following week vs. No. 10 Texas A&M. He recorded two tackles and one pass breakup before being injured at No. 18 Florida. He returned from his injury to play in the season finale at No. 15 LSU.

2012: Hines appeared in all 12 games and started the final nine contests of his true freshman campaign, finishing the season with 24 tackles, four pass breakups, one interception, one forced fumble and one fumble recovery. He registered a career-high six tackles at Texas A&M. He made two tackles and one pass breakup vs. ULM, starting a streak of three straight games with two tackles, including vs. No. 1 Alabama and his first career start vs. Rutgers. He recorded four tackles, one interception and one fumble recovery in the 24-7 win at Auburn. His interception ended the Tigers' final drive of the first half on the UA 20-yard line and preserved a 10-0 halftime lead for the Razorbacks. He made one tackle in a 49-7 win vs. Kentucky and two stops vs. Ole Miss. He registered two pass breakups in the 19-15 win vs. Tulsa and the next week made one tackle at No. 12 South Carolina. He recorded four tackles and one forced fumble at Mississippi State and ended the season with one pass breakup vs. No. 8 LSU.

HIGH SCHOOL: Rivals.com ranked Hines as the No. 32 cornerback in the nation, while Scout.com tabbed him as the 43rd-best safety in the country. His senior season he recorded 40 tackles, 10 pass breakups and one interception that he returned for a touchdown as the Lions qualified for the Texas 4A Division 2 state playoffs. In 2010, he made 35 tackles and grabbed three interceptions while Waco advanced to the second round of the state playoffs. He was coached at Waco by Danny Ramsey. Hines received multiple offers and chose the Razorbacks over Missouri, Texas A&M and Oklahoma State.

PERSONAL: Born June 30, 1994, he is the son of Tim and Darlene Hines. He is enrolled in the Fulbright College of Arts and Science.

CAREER GAME-BY-GAME

2012


Date	Opponent	UA-A	Total	TFL-Yds	INT-Yds	PBU	FF	FR
9/1	Jacksonville State	0-0	0	0.0-0	0-0	0	0	0
9/8	ULM+	2-0	2	0.0-0	0-0	1	0	0
9/15	Alabama	1-1	2	0.0-0	0-0	0	0	0
9/22	Rutgers	2-0	2	0.0-0	0-0	0	0	0
9/29	at Texas A&M	4-2	6	0.0-0	0-0	0	0	0
10/6	at Auburn	3-1	4	0.0-0	1-0	0	0	1
10/13	Kentucky	0-1	1	0.0-0	0-0	0	0	0
10/27	Ole Miss+	1-1	2	0.0-0	0-0	0	0	0
11/3	Tulsa	0-0	0	0.0-0	0-0	2	0	0
11/10	at South Carolina	1-0	1	0.0-0	0-0	0	0	0
11/17	at Miss. State	3-1	4	0.0-0	0-0	0	1	0
11/23	LSU	0-0	0	0.0-0	0-0	1	0	0

+Little Rock, Ark.

2013

Date	Opponent	UA-A	Total	TFL-Yds	INT-Yds	PBU	FF	FR
8/31	Louisiana	2-0	2	0.0-0	0-0	2	0	0
9/7	Samford+	1-1	2	0.0-0	0-0	1	0	0
9/14	Southern Miss	2-1	3	0.0-0	1-0	0	0	0
9/21	at Rutgers	2-5	7	0.0-0	0-0	0	0	0
9/28	Texas A&M	3-3	6	0.0-0	0-0	0	0	0
10/5	at Florida	2-0	2	0.0-0	0-0	1	0	0
10/12	South Carolina	--DNP--						
10/19	at Alabama	--DNP--						
11/2	Auburn	--DNP--						
11/9	at Ole Miss	--DNP--						
11/23	Mississippi St. +	--DNP--						
11/29	at LSU	0-0	0	0.0-0	0-0	0	0	0

+Little Rock, Ark.



DEMARCUS HODGE
DEFENSIVE TACKLE
 6-1 330 JR-2L
 MONROE, LOUISIANA
 NEVILLE HS

93


2013: Hodge participated in 11 games, missing only the Texas A&M contest, and recorded 27 tackles, including 2.5 for loss with 1.0 sack, and one quarterback hurry. He recorded a career-high six tackles, including 1.0 for loss, at Ole Miss. He appeared in Arkansas' season-opening victory vs. Louisiana and recorded one tackle in the next week's win vs. Samford. He made three tackles in a 24-3 win vs. Southern Miss. At No. 18 Florida, Hodge contributed three tackles with 1.0 for loss. He recorded one tackle vs. No. 14 South Carolina. At No. 1 Alabama, he made three tackles, including 0.5 for loss. He registered four tackles vs. No. 8 Auburn. He recorded three tackles and one quarterback hurry vs. Mississippi State and closed out the season with three tackles at No. 15 LSU.

2012: Hodge saw action in three games and made two tackles, including 0.5 for loss. He made one assisted tackle for loss in the season-opening 49-24 win vs. Jacksonville State. He registered one solo tackle vs. No. 1 Alabama and also saw playing time at Texas A&M.

2011: He worked with the UA scout team while redshirting. He is a sociology major.

HIGH SCHOOL: Hodge was ranked as the No. 32 defensive tackle in the nation and the 20th overall recruit in Louisiana by Rivals.com and No. 53 in the nation by Scout.com. He anchored his Neville High School squad to the Louisiana Class 4A state quarterfinals in 2010 following a state title performance in 2009. Playing for head coach Mikey McCarty, Hodge made 61 tackles, 50 solo, in 2010, including six tackles for loss and 3.5 sacks. He showed a nose for the ball in his senior season, recording three forced fumbles, two fumble recoveries and five quarterback hurries while being named first-team all-state by the Louisiana Sports Writers Association. In 2009, Hodge notched 31 tackles and deflected four passes as Neville took top honors in Class 4A. Hodge chose Arkansas over interest from Mississippi State, TCU, Tennessee and Texas A&M.

PERSONAL: Born July 18, 1993, he is the son of Donald and Melba Hodge.



SAM IRWIN-HILL
PUNTER/KICKER
 6-3 209 SR-1L
 BENDINGO, AUSTRALIA
 CITY COLLEGE OF SAN FRANCISCO **92**

CAREER STATS

Year	No.	Yds	Avg.	Lg	TB	FC	50+	i20
2013	46	2,038	44.3	79	1	8	9	20
Total	46	2,038	44.3	79	1	8	9	20

Career Highs: Punts: 7, Florida, 2013; Punt Yards: 320, Florida, 2013; Punt Average: 53.5, South Carolina, 2013; Long Punt: 79, South Carolina, 2013; Inside 20: 3, 3 times (most recent Ole Miss, 2013)

2013: Irwin-Hill participated averaged 44.3 yards per punt, punting 46 times for 2,038 yards, and was 1-of-2 passing for 24 yards and rushed twice for eight yards. He led the SEC with 20 punts inside the 20-yard line and his 44.3 yards-per-punt average was third in the conference. He was named a Ray Guy Award Candidate for his performance. Irwin-Hill punted twice for a total of 82 yards in the season-opening win vs. Louisiana. Against Samford, he punted twice for 92 yards. The next week vs. Southern Miss, he totaled 136 yards on three punts and dropped two inside the 20-yard line. At Rutgers, he completed a 24-yard pass for a first down on a fake punt and also punted six times for 254 yards, landing half of those inside the 20-yard line. He punted three times for 119 yards vs. No. 10 Texas A&M. He punted a career-high seven times for a career-best 320 yards at No. 18 Florida. He was named SEC Special Teams Player of the Week for his performance vs. No. 14 South Carolina. He punted four times for 214 yards, including a career-long 79 yarder that was the longest in the SEC and tied for the second-longest in the NCAA for 2013. The following week at No. 1 Alabama, he punted four times for 140 yards and rushed once for 12 yards on a fake punt for a first down. He punted three times for 120 yards vs. No. 8 Auburn and five times for 240 yards at Ole Miss. He punted three times for 115 yards vs. Mississippi State and finished the season with four punts for 206 yards at No. 15 LSU.

BEFORE ARKANSAS: Irwin-Hill is an ambidextrous punter, possessing the ability to punt with either leg, and was ranked as the No. 1 junior college punter in America by 247Sports.com. He was named a first-team All-American as a sophomore after punting 44 times for an average of 41.7 yards per punt, including a long of 77 yards, and also dropped 15 punts inside the 20-yard line while helping City College advance to the California Community College Athletic Association championship game and finish the season 10-2. In his freshman year, he averaged 40.6 yards per punt with a long of 62 as the Rams won the CCCAA state title and ended the season with a perfect 12-0 mark. He was coached at City College by George Rush. Irwin-Hill selected Arkansas over Miami.

PERSONAL: Born Oct. 10, 1990, he is the son of Susan Hill. He is a communication major.

CAREER GAME-BY-GAME

2013

Date	Opponent	No.	Yds	Avg	Lg	Blkd	TB	FC	50+	i20
8/31	Louisiana	2	82	41.0	45	0	0	0	0	1
9/7	Samford+	2	92	46.0	47	0	0	0	0	0
9/14	Southern Miss	3	136	45.3	49	0	0	2	0	2
9/21	at Rutgers	6	254	42.3	47	0	0	1	0	3
9/28	Texas A&M	3	119	39.7	44	0	0	0	0	0
10/5	at Florida	7	320	45.7	60	0	0	1	2	3
10/12	South Carolina	4	214	53.5	79	0	1	0	2	1
10/19	at Alabama	4	140	35.0	40	0	0	1	0	2
11/2	Auburn	3	120	40.0	48	0	0	0	0	1
11/9	at Ole Miss	5	240	48.0	58	0	0	1	2	3
11/23	Mississippi St. +	3	115	38.3	44	0	0	1	0	2
11/29	at LSU	4	206	51.5	65	0	0	1	3	2

+Little Rock, Ark.



Sam Irwin-Hill




TAIWAN JOHNSON
DEFENSIVE TACKLE
6-3 255 SO-SQ
MANVEL, TEXAS
MANVEL HS

94

2013: Johnson saw action in three games. He made his collegiate debut in Arkansas' 34-14 season-opening victory vs. Louisiana. He made recorded three tackles vs. No. 14 South Carolina and one stop at No.1 Alabama.

2012: Johnson worked with the UA scout team while redshirting.

HIGH SCHOOL: Johnson was rated as Scout.com's 34th-best defensive end in the country and Rivals.com ranked him as the 37th-best defensive end in the nation and the 59th overall prospect in Texas, while 247Sports.com tabbed him as the No. 55 prospect in the state. As a senior, he totaled 86 tackles with 11.0 sacks and one forced fumble while helping lead the Mavericks to the Texas 4A Division 2 state championship game. His junior season, Johnson recorded 61 tackles with 7.0 sacks and one forced fumble and Malvern advanced to the quarterfinals of the state playoffs bracket. He was coached at Manvel by Kirk Martin. Johnson chose the Razorbacks over Michigan State, Nebraska and Texas A&M.

PERSONAL: Born April 6, 1994, he is the son of Taiwan and Dimitria Johnson. He is a psychology major.



CHRIS JONES
FULLBACK
5-11 245 FR-RS
DEQUEEN, ARKANSAS
DEQUEEN HS

41

2013: Jones worked with the UA scout team while redshirting.

HIGH SCHOOL: He was a two-year starter for DeQueen High School, as well as a three-year member of the varsity track team. During the 2012 season, he compiled 603 rushing yards, 11 rushing touchdowns and 63 receiving yards. At DeQueen, Jones was coached by Sam Goodwin and Stephen Sloan.

PERSONAL: Born Aug. 26, 1994, he is the son of Chandra Ponce.



DENVER KIRKLAND
OFFENSIVE GUARD
6-5 330 SO-1L
MIAMI, FLORIDA
BOOKER T. WASHINGTON HS

55

2013: Kirkland appeared in all 12 games and started the final eight games of the season at offensive guard. He was named a Freshman All-American and to the SEC All-Freshman Team after blocking as Alex Collins became the second freshman in school history and 10th true freshman in SEC history to rush for 1,000 yards. The offensive line also allowed the Razorbacks to produce eight individual 100-yard rushing performances and rush for more than 200 yards as a team nine times. Collins and Jonathan Williams became the second Razorback duo to each reach at least 900 rushing yards in one season, joining Darren McFadden and Felix Jones from 2006 and 2007. The offensive line also broke the single-season school record by only allowing 8.0 sacks. Arkansas led the SEC and tied for second in the NCAA with an average of 0.67 sacks allowed per game. The Razorbacks' average of one sack allowed for every 37.63 pass attempts was the best in the conference and seventh in the nation. Arkansas also ranked fourth in the SEC and 23rd in the NCAA in rushing offense with an average of 208.7 yards per game on the ground. Kirkland played 43 snaps in the 24-3 win vs. Southern Miss as the offense gained 258 yards rushing and put the game away with 13:07 time of possession in the 4th quarter. He made his first collegiate start vs. No. 10 Texas A&M and earned a grade of 73 percent with six knockdown blocks while playing all 70 snaps as the Razorbacks gained 483 yards of total offense, 201 rushing and 282 passing, and averaged 7.3 yards per play. In a return to his home state, he played all 77 snaps at No. 18 Florida as Arkansas rushed for 111 yards, the first team to top 100 yards on the ground in Gainesville since Sept. 22, 2012. Against No. 14 South Carolina, he graded at 90 percent and registered four knockdown blocks, helping the offense average 6.7 yards per play while rushing for 218 yards and allowing 0 sacks. He played every offensive snap at No. 1 Alabama as Arkansas became the first team since Texas A&M in 2012 to rush for 100 yards in Tuscaloosa, finishing the game with 165 yards on the ground. He registered 11 knockdown blocks with a grade of 71 percent vs. No. 8 Auburn, allowing the Razorbacks to rush for 222 yards and total 346 yards of offense while possessing the ball for 34:14, the team's highest time of possession against a top-10 team since 2008. At Ole Miss, he earned a team-high grade of 83 percent and recorded five knockdown blocks as the Razorbacks averaged 5.8 yards per rush and allowed no sacks on 32 pass attempts. Against Mississippi State, he earned a grade of 80 percent as Arkansas rushed for 225 yards and allowed zero sacks. At No. 15 LSU, the Razorbacks averaged 5.7 yards per play, including 5.4 yards per rush, while allowing just one sack and scoring on all five Red Zone trips.

HIGH SCHOOL: Kirkland is a versatile lineman who was ranked as the No. 5 offensive guard in the country by Scout.com and 13th at the position by 247Sports.com, while ESPN tabbed him as the No. 12 offensive tackle in the country and the No. 20 overall prospect in Florida and Rivals.com pegged him 13th in the country at tackle and 19th overall in the state. His senior season, he was named first-team all-state after anchoring an offensive line that allowed Booker T. Washington to average 53.5 points and 431.2 yards of total offense per game and win the 4A state championship with a 13-1 final record. He was selected to play in the Under Armour All-America Game following the state championship. As

a junior, he was named first-team all-state after the Tornadoes won 13 games and advanced to the state championship game behind an offense that averaged 41.7 points and 404.9 total yards per game. He was coached at Booker T. Washington by Tim Harris. Kirkland chose Arkansas over Ole Miss, Miami, Florida State and South Florida.

PERSONAL: Born March 6, 1994, he is the son of Demetrica Roker. He is enrolled in the Fulbright College of Arts and Science.



Denver Kirkland

	REEVE KOEHLER		
	OFFENSIVE GUARD		
	6-4	331	FR-RS
	KAILUA, HAWAI'I		
	ST. LOUIS SCHOOL		
			54

2013: Koehler worked with the UA scout team while redshirting.

HIGH SCHOOL: Koehler was ranked as the No. 2 overall prospect in Hawai'i by Rivals.com and 247Sports.com, with Rivals tabbing him as the No. 8 offensive guard in the country and 247Sports ranking him 14th at

his position. Following a senior season in which he blocked for an offense that averaged 32.5 points per game, he was selected to play in the U.S. Army All-American Bowl. In his junior year, the Crusaders topped 30 points in five of 10 games and averaged 31.8 points per game. Saint Louis won the Division I state title his sophomore season, when the offense averaged 40.8 points per game, including 39.0 points per game in the playoffs. He was actively involved in community service, including coaching youth league basketball and contributing to Special Olympics, Meals on Wheels, MDA and beach cleanup. He was coached at Saint Louis by John Hao and Matt Wright. Koehler received numerous offers and selected Arkansas over Tennessee, Oregon, Cal and Kansas.

PERSONAL: Born March 1, 1995, he is the son of Kahala Howser and Rick and Joy Koehler. He is a communication major.

	BRANDON LEWIS		
	DEFENSIVE END		
	6-5	258	SO-1L
	MEMPHIS, TENNESSEE		
	RIDGEWAY HS		
			99

2013: Lewis saw action in all 12 games and totaled 13 tackles, with 2.5 for loss and 0.5 sacks, one fumble recovery and one pass breakup. He made his collegiate debut with one tackle in the season-opening win vs. Louisiana. The next week, he made two tackles, including 0.5 for loss, in a win vs. Samford. He contributed to Arkansas' third win of the season vs. Southern Miss with one tackle and one pass breakup. Against No. 10 Texas A&M, he recorded two tackles, with 0.5 for loss. He made one tackle at No. 18 Florida, vs. No. 14 South Carolina and at No. 1 Alabama. He had another two-tackle performance, including 0.5 for loss with 0.5 sack, vs. No. 8 Auburn. At Ole Miss, he made one tackle. He ended the season with one tackle and one fumble recovery at No. 15 LSU.

2012: Lewis worked with the UA scout team while redshirting.

HIGH SCHOOL: He was one of Arkansas' first commitments for the class of 2012. In 2011, he was named an all-state performer after recording 74 tackles, 11 sacks, six forced fumbles, four quarterback hurries, one fumble recovery and one blocked field goal while helping Ridgeway to the quarterfinal round of the 5A state playoffs. He made 11 sacks during his junior season as the Roadrunners won 13 games before falling in the state semifinals. Lewis also played basketball for Ridgeway, which was considered one of the best teams in Tennessee. He was coached at Ridgeway, where he was teammates with Cordale Boyd, by Duron Sutton. Lewis chose Arkansas after also receiving interest from Mississippi State, Ole Miss, Auburn and Clemson.

PERSONAL: Born Nov. 27, 1993, he is the son of Keith and Crystal Lewis. He is enrolled in the Fulbright College of Arts and Science.




MITCHELL LOEWEN
DEFENSIVE LINE
6-4 282 JR-2L
LAHAINA, HAWAII
LAHAINALUNA HS

89


2013: Loewen appeared in all 12 games and made five starts. He caught two passes for 29 yards and one touchdown and totaled 19 yards on two kickoff returns. He caught a 24-yard touchdown in Arkansas' 31-21 victory vs. Samford. He made one catch for five yards at Ole Miss. He returned two kickoffs for 19 yards vs. Mississippi State.

2012: Loewen appeared in five games and started at tight end in the 19-15 win vs. Tulsa. He recorded one tackle at Mississippi State. He also saw action vs. Ole Miss, at No. 12 South Carolina and vs. No. 8 LSU.

2011: He worked with the Arkansas scout team while redshirting.

HIGH SCHOOL: He played linebacker for coach Robert Watson at Lahainaluna High School on the island of Maui in Hawaii. He was named the Maui Interscholastic League Defensive Player of the Year after his senior season in which he collected 140 tackles, 10 sacks, and two interceptions. During his junior year, he recorded 111 tackles, six sacks and three interceptions for the Lunas.

PERSONAL: He is the son of Chuck and Paula Loewen and has a brother, Cole. His father played offensive line for San Diego from 1980-84 after being drafted by the Chargers in the seventh round of the 1980 NFL Draft. Mitchell was named to the Razorback Honor Roll for his work in the classroom in the fall of 2011. He is a management major.




KE'TYRUS MARKS
DEFENSIVE TACKLE
6-2 303 FR-RS
WEST PALM BEACH, FLORIDA
SUNCOAST HS

90

2013: Marks worked with the UA scout team while redshirting.

HIGH SCHOOL: Marks was a three-year contributor at Suncoast and was selected to play in the Florida-Georgia All-Star Game and the Palm Beach County-Treasure Coast All-Star Game following his senior season. He was an all-district honoree after breaking Suncoast's single-season sacks record with 19 as a senior as part of a 60-tackle season. In his junior year, he made 38 tackles, recovered two fumbles and forced one fumble for the Chargers. His sophomore season, he made 47 tackles, including seven sacks, and forced three fumbles. He has been involved in several community service projects, including cooking for the elderly and helping his church provide the homeless a place to shower. He was coached at Suncoast by Jim Clark. He chose Arkansas over multiple offers, including Wake Forest.

PERSONAL: Born Oct. 25, 1994, he is the son of Keith Marks and Theresa Tarver. He is a communication major.



KORLISS MARSHALL
RUNNING BACK
6-0 205 SO-1L
OSCEOLA, ARKANSAS
OSCEOLA HS

33

CAREER STATS

Year	G/GS	Rush	Yds	TD	Lg	KOR	Yds	TD	LG
2013	8/1	17	146	0	32	19	422	0	87
Total	8/1	17	146	0	32	19	422	0	87

CAREER HIGHS: Rush Attempts: 9, Mississippi State, 2013; Rush Yards: 45, LSU, 2013; Long Rush: 32, LSU, 2013; Kickoff Returns: 5, Alabama, 2013; KOR Yards: 87, Auburn, 2013; Long KOR: 87, Auburn, 2013; All-Purpose Yards: 102, LSU, 2013

2013: Marshall saw action in eight games and recorded 586 all-purpose yards courtesy of 146 rushing yards and 422 kick return yards. He made his collegiate debut vs. No. 10 Texas A&M, rushing once for 16 yards and returning three kicks for 74 yards. At No. 18 Florida, he had one carry for eight yards and returned three kicks for 21 yards. At No. 1 Alabama, he returned a career-high five kickoffs for 82 yards. Against No. 8 Auburn, he registered a career-long 87-yard kickoff return. He had three carries for 42 yards and returned two kicks for 38 yards at Ole Miss. In his first career start at Mississippi State, Marshall had a career-high nine carries for 35 yards and returned two kickoffs for 63 yards. In the season finale at No. 15 LSU, he rushed three times for a career-high 45 yards, including a career-long 32-yard carry, and also returned three kicks for 57 yards.

HIGH SCHOOL: Marshall started at running back for Osceola for three seasons and rushed for more than 4,100 yards and nearly 60 touchdowns. He was rated as the No. 6 overall prospect in Arkansas by Rivals.com and as the state's 10th-best prospect by 247Sports.com. His senior season, he rushed for 1,711 yards and scored 24 touchdowns to earn all-state recognition and help lead Osceola to the second round of the 3A state playoffs. As a junior, he accumulated 1,421 yards and 22 touchdowns on the ground as the Seminoles advanced to the second round of the 4A state playoff bracket. His sophomore season, he gained 973 yards and scored 12 touchdowns rushing. He was an active member of FCA and was coached at Osceola by Russell Leggett. Marshall selected Arkansas after receiving multiple offers.

PERSONAL: Born Aug. 16, 1994, he is the son of Tiffani Finley. He is a communication major.

CAREER GAME-BY-GAME

2013	Date	Opponent	Rush	Yds	TD	Lg	Rec	Yds	TD	Lg	KO	Ret.Yds	TD	Lg	AP
	8/31	Louisiana	--DNP--												
	9/7	Samford+	--DNP--												
	9/14	Southern Miss	--DNP--												
	9/21	at Rutgers	--DNP--												
	9/28	Texas A&M	1	16	0	16	0	0	0	0	3	74	0	38	90
	10/5	at Florida	1	8	0	8	0	0	0	0	3	21	0	16	29
	10/12	South Carolina	0	0	0	0	0	0	0	0	0	0	0	0	0
	10/19	at Alabama	0	0	0	0	0	0	0	0	5	82	0	21	82
	11/2	Auburn	0	0	0	0	0	0	0	0	1	87	0	87	87
	11/9	at Ole Miss	3	42	0	30	0	0	0	2	38	0	22	80	
	11/23	Mississippi St.+	9	35	0	19	0	0	0	2	63	0	44	98	
	11/29	at LSU	3	45	0	32	0	0	0	3	57	0	24	102	

+Little Rock, Ark.



Korliss Marshall


	JOHNATHAN MCCLURE		
	OFFENSIVE LINE		
	6-4	330	SR-SQ
	WICHITA, KANSAS		
	WICHITA HEIGHTS HS/BUTLER CC 67		

2013: McClure worked with the UA scout team and did not appear in any games.

BEFORE ARKANSAS: McClure was an All-American in both of his seasons at Butler, earning first-team honors in 2012 and second-team recognition as a freshman. He was ranked as the No. 5 junior college offense guard in the country by 247Sports.com. He started all 12 games in his sophomore season, helping lead the Grizzlies to a No. 2 national ranking and the NJCCA Football Championship Game with an offense that averaged 45.2 points and 487.8 yards of total offense per game. In 2011, he anchored a line that allowed the offense to average 48.6 points and 499.3 yards of total offense per game as Butler finished the year 11-1 with a victory in the Citizen's Bank Bowl. As a senior at

Wichita Heights, he was named a first-team all-state performer by the Kansas Football Coaches Association after helping lead the Falcons to the 6A state championship game. He was coached at Butler by Troy Morrell and at Wichita Heights by Rick Wheeler.

PERSONAL: Born June 28, 1992, he is the son of John McClure and Antionette Williamsen. He is a sociology major.


	ADAM MCFAIN		
	KICKER		
	6-0	180	SO-SQ
	GREENWOOD, ARKANSAS		
	GREENWOOD HS 48		

2013: He worked with the UA scout team and did not appear in any games.

2012: McFain worked with the specialists while redshirting.

HIGH SCHOOL: In his senior season, he was 14-of-17 on field goals and 69-of-72 on PAT attempts. He helped Greenwood to consecutive 5A state championships his final two years, including a perfect 14-0 season as a senior in 2011. He left Greenwood holding the state record for most points in a season by a kicker with 111 in 2011. As a junior, he was 6-of-9 on field goals and 62-of-64 on PAT attempts. He also played soccer and was named to the all-conference team in 2009, 2010, and 2011 and the all-state team in 2012. McFain was coached at Greenwood by Rick Jones.

PERSONAL: Born April 9, 1994, he is the son of Karen and Dana McFain. He was named to the Athletic Director's list for his work in the classroom in the fall of 2012 and was selected to the SEC Fall Academic Honor Roll in 2013. He is enrolled in the Walton College of Business.

	DAVYON MCKINNEY		
	SAFETY		
	6-3	207	JR-2L
	FORREST CITY, ARKANSAS		
	FORREST CITY HS 13		

2013: McKinney appeared in 11 games and made five tackles. He registered two tackles at Rutgers and at Ole Miss. He made one tackle at No. 1 Alabama. He also earned playing time vs. Samford, vs. Southern Miss, vs. No. 10 Texas A&M, at No. 18 Florida, vs. No. 14 South Carolina, vs. No. 8 Auburn, vs. Mississippi State and at No. 15 LSU.

2012: McKinney appeared in 11 games and started the 24-7 win at Auburn and the 49-7 victory vs. Kentucky. He made a season-high three tackles at Mississippi State. He recorded two tackles in each of his starts and also at No. 12 South Carolina. He made one tackle at Texas A&M and one in the 19-15 win vs. Tulsa. He also saw game action in the season-opening 49-24 victory vs. Jacksonville State, vs. No. 1 Alabama, vs. Rutgers, vs. Ole Miss and vs. No. 8 LSU.

2011: He worked with the scout team while redshirting. He is a recreation and sport management major.



HIGH SCHOOL: Considered one of the top 10 prospects in the state of Arkansas by Rivals.com, McKinney touts size and speed at wide receiver. He was ranked as the No. 107 wide receiver recruit in the country by Scout.com. Coached by Rich Trail at Forrest City High School, McKinney compiled 21 catches for 453 yards and three touchdowns in 2010. He showed his versatility by adding two rushing scores along with a 65-yard interception return and forced fumble on the defensive side of the ball. He was ranked fourth in HawgSports.com's "Natural 21" to conclude his senior campaign. He sided with the Razorbacks after also receiving interest from Ole Miss and Tulsa.

PERSONAL: Born Jan. 13, 1993, he is the son of Doris Banks.



TEVIN MITCHEL
CORNERBACK
 6-0 190 SR-3L
 MANSFIELD, TEXAS
 LEGACY HS

23

CAREER STATS

Year	G/GS	UA-A	Total	TFL-Yds	INT-Yds	PBU	FF-FR
2011	13/7	33-23	56	1.5-5	0-0	1	0-1
2012	8/7	15-19	34	0.5-1	1-0	4	2-1
2013	11/10	29-18	47	3.0-9	1-26	5	0-0
Total	32/24	77-60	137	5.0-15	2-26	10	2-2

CAREER HIGHS: Tackles: 13, Texas A&M, 2011; Tackles for Loss: 2.0, Florida, 2013; Interceptions: 1 - Rutgers, 2013; South Carolina, 2012; Pass Breakups: 2 - 7 times (most recent S. Carolina, 2013); Forced Fumbles: 2 - ULM, 2012; Fumble Recoveries: 1 - 2 times (most recent Miss. St, 2012)

2013: Mitchel saw action in 11 games and made 10 starts, recording 47 tackles, 3.0 for loss, one interception and five pass breakups. He opened the season with seven tackles in Arkansas' 34-14 victory over Louisiana. He made one tackle in the 31-21 win vs. Samford. He made seven tackles in a 24-3 victory vs. Southern Miss. The next week at Rutgers, he matched the tackles total and added two pass breakups and one interception that he returned 26 yards for a touchdown. He recorded three tackles and one pass breakup vs. No. 10 Texas A&M. At No. 18 Florida, he registered five tackles, including a career-high 2.0 for loss, and one pass breakup. He made six tackles and two pass breakups vs. No. 14 South Carolina. He recorded five tackles in consecutive games at No. 1 Alabama and vs. No. 8 Auburn. He made one tackle at Ole Miss and ended the season with an appearance at No. 15 LSU.

2012: Mitchel played in eight games and made seven starts, recording 34 tackles, 0.5 for loss, four pass breakups, two forced fumbles and one interception. He had six tackles and one pass breakup in the season-opening 49-24 win vs. Jacksonville State. He recorded a season-high eight tackles, two forced fumbles and one pass breakup vs. ULM before suffering an injury in the fourth quarter and being forced to miss the next four games. He returned in the 49-7 victory vs. Kentucky and made two tackles. He had three tackles and one pass breakup vs. Ole Miss. He notched seven tackles, 0.5 for loss, and one pass breakup in a 19-15 win vs. Tulsa. He made two tackles and one interception at No. 12 South Carolina. He grabbed a fumble recovery at Mississippi State and recorded six tackles in the season finale vs. No. 8 LSU.

2011: He appeared in all 13 games and made seven starts, including each of the final six games, during his true freshman campaign. He was named to the SEC All-Freshman Team after collecting 56 tackles, with

1.5 for loss, one pass breakup and one fumble recovery. His tackles total ranked third among SEC freshmen and sixth on the team. He made a career-high 13 tackles and one fumble recovery in the come-from-behind 42-38 win vs. No. 14 Texas A&M. The next week, he earned his first start and was named SEC Freshman of the Week following a seven-tackle performance in a 38-14 victory vs. No. 15 Auburn. He made his collegiate debut with one tackle in the season-opening 51-7 win vs. Missouri State. The next week, he collected four tackles in a 52-3 win vs. New Mexico. He made five tackles in the 38-28 win vs. Troy. He made five tackles in a 29-24 victory at Ole Miss and recorded two tackles in each of the next two games, a 31-28 win vs. Vanderbilt and a 44-28 victory vs. No. 10 South Carolina. He made six tackles, 0.5 for loss, in the 49-7 win vs. Tennessee. He registered three tackles in the 44-17 victory vs. Mississippi State. At No. 1 LSU, he made five tackles. He wrapped up his season with three tackles, including a career-high 1.0 for loss, and one pass breakup in helping Arkansas defeat No. 11 Kansas State 29-16 in the AT&T Cotton Bowl.

HIGH SCHOOL: A U.S. Army All-American and Rivals250 selection, Mitchel was coached by Chris Melson at Legacy High School where he made 75 tackles in 2010. Considered the No. 24 overall recruit in the state of Texas, the 160th overall recruit in the country and 13th-best cornerback prospect in the nation by Rivals.com, Mitchel snagged a 60-yard touchdown pass on the offensive side of the ball. He was ranked as the 26th-best cornerback prospect in the nation by Scout.com. The Dallas Morning News and Houston Chronicle each ranked Mitchel in its top 100 listing of prospects from the state of Texas. He was voted second-team all-state and was an all-district second-team selection at free safety in Class 5A District Five. Mitchel chose the Razorbacks after also considering Nebraska, among other offers.

PERSONAL: Born Aug. 3, 1992, he is the son of Eric and Tana Mitchel. His father played football collegiately for Oklahoma and was taken in the sixth round of the 1989 NFL Draft by the New England Patriots. He is a communication major.



Tevin Mitchel



CAREER GAME-BY-GAME

2011

Date	Opponent	UA-A	Total	TFL-Yds	INT-Yds	PBU	FF	FR
9/3	Missouri State	1-0	1	0.0-0	0-0	0	0	0
9/10	New Mexico+	3-1	4	0.0-0	0-0	0	0	0
9/17	Troy	3-2	5	0.0-0	0-0	0	0	0
9/24	at Alabama	0-0	0	0.0-0	0-0	0	0	0
10/1	vs. Texas A&M^	9-4	13	0.0-0	0-0	0	0	1
10/8	Auburn	3-4	7	0.0-0	0-0	0	0	0
10/22	at Ole Miss	4-1	5	0.0-0	0-0	0	0	0
10/29	at Vanderbilt	1-1	2	0.0-0	0-0	0	0	0
11/5	South Carolina	1-1	2	0.0-0	0-0	0	0	0
11/12	Tennessee	4-2	6	0.5-0	0-0	0	0	0
11/19	Miss. State+	0-3	3	0.0-0	0-0	0	0	0
11/25	at LSU	1-4	5	0.0-0	0-0	0	0	0
1/6	vs. Kansas State#	3-0	3	1.0-5	0-0	1	0	0

+Little Rock, Ark.

^Arlington, Texas

#Cotton Bowl

2012

Date	Opponent	UA-A	Total	TFL-Yds	INT-Yds	PBU	FF	FR
9/1	Jacksonville State	3-3	6	0.0-0	0-0	1	0	0
9/8	ULM+	5-3	8	0.0-0	0-0	1	2	0
9/15	Alabama	--DNP--						
9/22	Rutgers	--DNP--						
9/29	at Texas A&M	--DNP--						
10/6	at Auburn	--DNP--						
10/13	Kentucky	0-2	2	0.0-0	0-0	0	0	0
10/27	Ole Miss+	1-2	3	0.0-0	0-0	1	0	0
11/3	Tulsa	3-4	7	0.5-1	0-0	1	0	0
11/10	at South Carolina	2-0	2	0.0-0	1-0	0	0	0
11/17	at Miss. State	0-0	0	0.0-0	0-0	0	0	1
11/23	LSU	1-5	6	0.0-0	0-0	0	0	0

+Little Rock, Ark.

2013

Date	Opponent	UA-A	Total	TFL-Yds	INT-Yds	PBU	FF	FR
8/31	Louisiana	4-3	7	0.0-0	0-0	0	0	0
9/7	Samford+	0-1	1	0.0-0	0-0	0	0	0
9/14	Southern Miss	4-3	7	1.0-3	0-0	0	0	0
9/21	at Rutgers	3-4	7	0.0-0	1-26	2	0	0
9/28	Texas A&M	2-1	3	0.0-0	0-0	1	0	0
10/5	at Florida	4-1	5	2.0-6	0-0	0	0	0
10/12	South Carolina	5-1	6	0.0-0	0-0	2	0	0
10/19	at Alabama	2-3	5	0.0-0	0-0	0	0	0
11/2	Auburn	4-1	5	0.0-0	0-0	0	0	0
11/9	at Ole Miss	1-0	1	0.0-0	0-0	0	0	0
11/23	Mississippi St.+	--DNP--						
11/29	at LSU	0-0	0	0.0-0	0-0	0	0	0

+Little Rock, Ark.



BRAYLON MITCHELL

LINEBACKER

6-3 235 SR-3L
NORTH LITTLE ROCK, ARKANSAS
HEBER SPRINGS HS

34

CAREER STATS

Year	G/GS	UA-A	Total	TFL-Yds	Sack-Yds	PBU	FF-FR
2011	10/0	2-5	7	0.0-0	0.0-0	0	0-0
2012	7/0	0-1	1	0.0-0	0.0-0	0	0-0
2013	11/8	34-43	77	2.0-16	1.0-14	3	1-0
Total	28/8	36-49	85	2.0-16	1.0-14	3	1-0

CAREER HIGHS: Tackles: 12, Auburn, 2013; Tackles for Loss: 1.0, LSU, 2013; Sacks: 1.0, LSU, 2013; QB Hurries: 2, Southern Miss, 2013; Forced Fumbles: 1, LSU, 2013

2013: Mitchell participated in 11 games with eight starts and recorded 77 tackles, including 2.0 for loss with 1.0 sack, one forced fumble, two quarterback hurries and three pass breakups. He made a career-high 12 tackles vs. No. 8 Auburn, a total that included a career-high-tying seven solo stops. He opened the season with four tackles and one pass breakup in Arkansas' 34-14 victory vs. Louisiana. He made his first career start in the 31-21 win vs. Samford, contributing 11 tackles with 0.5 for loss. The following week, he made five tackles and recorded two quarterback hurries in the 24-3 victory vs. Southern Miss. At Rutgers, he recorded four tackles and one pass breakup. Entering conference play, he registered five tackles, 0.5 for loss, vs. No. 10 Texas A&M. He made eight tackles at No. 18 Florida, including a career-high seven solo tackles. The following week vs. No. 14 South Carolina, he made nine tackles. He recorded five tackles and one pass breakup at No. 1 Alabama. He registered seven tackles at Ole Miss and in Arkansas' season finale at No. 15 LSU. At LSU, his total included 1.0 sack and he added one forced fumble.

2012: Mitchell appeared in seven games and made one tackle. He recorded his tackle in the 19-15 win vs. Tulsa. He also saw action vs. No. 1 Alabama, vs. Rutgers, at Texas A&M, at No. 12 South Carolina, at Mississippi State and vs. No. 8 LSU.

2011: He appeared in 10 games, mostly on special teams, and made seven tackles. He saw action in every game except vs. No. 10 South Carolina, at No. 1 LSU and vs. No. 11 Kansas State in the AT&T Cotton Bowl. He made two tackles in the 52-3 win vs. New Mexico and matched his season-high total in the 44-17 victory vs. Mississippi State. He recorded one tackle at No. 3 Alabama, as well as in the 29-24 win at Ole Miss and the 31-28 victory at Vanderbilt.

2010: He worked with the Arkansas scout team while redshirting.

HIGH SCHOOL: He was named a 2008 and 2009 all-state selection for coach Steve Janski at Heber Springs High School. Mitchell was ranked the No. 7 player in the state of Arkansas by Rivals.com and the No. 97 running back in the country by Scout.com. He was also selected to play for the East team in the 55th Arkansas High School Coaches Association East-West All-Star Game. As a senior, he carried the ball 225 times for 1,691 yards and 26 TDs and collected one reception for 32 yards and he had five two-point conversions. On the defensive side of the ball, he collected 91 tackles, three tackles for a loss, two sacks, 11 quarterback hurries, three forced fumbles, one recovered fumble and one blocked punt that he returned for a touchdown. The all-state running back rushed for 1,876 yards and 24 touchdowns during his junior season. He also



recorded 110 tackles on the defensive side of the ball at linebacker. He was also recruited by Arkansas State and Ole Miss.

PERSONAL: Born Dec. 20, 1991, he is the son of Boyce Mitchell and Pamela Norris. He is a communication major.

CAREER GAME-BY-GAME

2011

Date	Opponent	UA-A	Total	TFL-Yds	Sack-Yds	QBH	PBU	FF	FR
9/3	Missouri State	0-0	0	0.0-0	0.0-0	0	0	0	0
9/10	New Mexico+	1-1	2	0.0-0	0.0-0	0	0	0	0
9/17	Troy	0-0	0	0.0-0	0.0-0	0	0	0	0
9/24	at Alabama	0-1	1	0.0-0	0.0-0	0	0	0	0
10/1	vs. Texas A&M^	0-0	0	0.0-0	0.0-0	0	0	0	0
10/8	Auburn	0-0	0	0.0-0	0.0-0	0	0	0	0
10/22	at Ole Miss	0-1	1	0.0-0	0.0-0	0	0	0	0
10/29	at Vanderbilt	1-0	1	0.0-0	0.0-0	0	0	0	0
11/5	S. Carolina	--DNP--							
11/12	Tennessee	0-0	0	0.0-0	0.0-0	0	0	0	0
11/19	Miss. State+	0-2	2	0.0-0	0.0-0	0	0	0	0
11/25	at LSU	--DNP--							
1/6	vs. Kansas State#	--DNP--							

+Little Rock, Ark.

^Arlington, Texas

#Cotton Bowl

2012

Date	Opponent	UA-A	Total	TFL-Yds	Sack-Yds	QBH	PBU	FF	FR
9/1	Jacksonville State	--DNP--							
9/8	ULM+	--DNP--							
9/15	Alabama	0-0	0	0.0-0	0.0-0	0	0	0	0
9/22	Rutgers	0-0	0	0.0-0	0.0-0	0	0	0	0
9/29	at Texas A&M	0-0	0	0.0-0	0.0-0	0	0	0	0
10/6	at Auburn	--DNP--							
10/13	Kentucky	--DNP--							
10/27	Ole Miss+	--DNP--							
11/3	Tulsa	0-1	1	0.0-0	0.0-0	0	0	0	0
11/10	at S. Carolina	0-0	0	0.0-0	0.0-0	0	0	0	0
11/17	at Miss. State	0-0	0	0.0-0	0.0-0	0	0	0	0
11/23	LSU	0-0	0	0.0-0	0.0-0	0	0	0	0

+Little Rock, Ark.

2013

Date	Opponent	UA-A	Total	TFL-Yds	Sack-Yds	QBH	PBU	FF	FR
8/31	Jacksonville State	3-1	4	0.0-0	0.0-0	0	1	0	0
9/7	Samford+	3-8	11	0.5-1	0.0-0	0	0	0	0
9/14	Southern Miss	0-5	5	0.0-0	0.0-0	2	0	0	0
9/21	at Rutgers	3-1	4	0.0-0	0.0-0	0	1	0	0
9/28	Texas A&M	0-5	5	0.5-1	0.0-0	0	0	0	0
10/5	at Florida	7-1	8	0.0-0	0.0-0	0	0	0	0
10/12	South Carolina	6-3	9	0.0-0	0.0-0	0	0	0	0
10/19	at Alabama	0-5	5	0.0-0	0.0-0	0	1	0	0
11/2	Auburn	7-5	12	0.0-0	0.0-0	0	0	0	0
11/9	at Ole Miss	3-4	7	0.0-0	0.0-0	0	0	0	0
11/23	Mississippi St.	---DNP--							
11/29	at LSU	2-5	7	1.0-14	0-14	0	0	1	0

+Little Rock, Ark.



Braylon Mitchell



DAMON MITCHELL

WIDE RECEIVER

6-2 212 FR-RS

EGG HARBOR CITY, NEW JERSEY


CEDAR CREEK HS

7

2013: Mitchell worked with the UA scout team while redshirting.

HIGH SCHOOL: Mitchell was ranked as the No. 11 dual-threat quarterback in the nation and the No. 12 overall prospect in New Jersey by 247Sports.com, and Rivals.com pegged him 15th in the nation at his position and 20th in New Jersey. In his senior season, he passed for 2,025 yards and 22 touchdowns and rushed for 1,027 yards and 21 touchdowns to lead Cedar Creek to 11 wins and an appearance in the NJSIAA South Group 2 championship game. As a junior, he played quarterback and safety, passing for 859 yards and nine touchdowns and rushing for 937 yards and 12 touchdowns while adding 43 tackles, three interceptions and 12 pass breakups on defense. He was coached at Cedar Creek by Tim Watson. Mitchell selected Arkansas over Georgia Tech and Rutgers.

PERSONAL: Born July 9, 1994, he is the son of April Bell. He is enrolled in the Fulbright College of Arts and Science.



DREW MORGAN
WIDE RECEIVER
6-0 194 SO-1L
GREENWOOD, ARKANSAS
GREENWOOD HS
80

2013: Morgan saw action in 10 games, making appearances vs. Louisiana, vs. Samford, vs. Southern Miss, at No. 18 Florida, vs. No. 14 South Carolina, at No. 1 Alabama, vs. No. 8 Auburn, at Ole Miss, vs. Mississippi State and at No. 15 LSU. He did not record any statistics.

HIGH SCHOOL: Morgan helped lead Greenwood to two undefeated seasons, two state championships in different classifications, and was named MVP of both championship games. He was ranked as the No. 7 player in Arkansas by Rivals.com and as the No. 13 prospect in the state by 247Sports.com. He won the Landers Award as the state's best high school player following his senior season in which he contributed on offense and defense to Greenwood's 6A state championship and 15-0 record. He also was named the state's Offensive Player of the Year after making 83 receptions for 1,122 yards and 14 touchdowns and 82 rushes for 764 yards and 19 touchdowns. He recorded 73 tackles, 20.5 for loss with 2.5 sacks, three interceptions, three forced fumbles and two pass breakups on defense in 2012. As a junior, he caught 85 passes for 1,400 yards and 25 touchdowns while adding 89 tackles, 4.5 sacks, and four interceptions, returning two for touchdowns for the 14-0 5A state champions. He was involved in FCA, assisted with Special Olympics and was a member of the Future Business Leaders of America. He was coached at Greenwood by Rick Jones. Morgan selected Arkansas over multiple offers, including Auburn.

PERSONAL: Born Dec. 2, 1994, he is the son of Matt and Annie Morgan. He is enrolled in the Fulbright College of Arts and Science.



GRADY OLLISON
OFFENSIVE LINE
6-5 293 JR-2L
MALVERN, ARKANSAS
MALVERN HS
50

2013: Ollison participated in seven games and started in the first five. He made appearances vs. Louisiana, vs. Samford, vs. Southern Miss, at Rutgers, vs. No. 10 Texas A&M, at No. 1 Alabama and at Ole Miss. He blocked as Alex Collins became the second freshman in school history and 10th true freshman in SEC history to rush for 1,000 yards. The offensive line also allowed the Razorbacks to produce eight individual 100-yard rushing performances and rush for more than 200 yards as a team nine times. Collins and Jonathan Williams became the second Razorback duo to each reach at least 900 rushing yards in one season, joining Darren McFadden and Felix Jones from 2006 and 2007. The offensive line also broke the single-season school record by only allowing 8.0 sacks. Arkansas led the SEC and tied for second in the NCAA with an average of 0.67 sacks allowed per game. The Razorbacks' average of one sack allowed for every 37.63 pass attempts was the best in the conference and seventh in the nation. Arkansas also ranked fourth in the SEC and 23rd in the NCAA in rushing offense with an average of 208.7 yards per game on the ground.

2012: Ollison appeared in five games, mainly on special teams as part of the field goal unit, and also saw some time at fullback. He earned playing time in the season-opening 49-24 win vs. Jacksonville State, vs. Rutgers, at Texas A&M, the 24-7 victory at Auburn and the 19-15 win vs. Tulsa. In those five games, kicker Zach Hocker scored 32 points with 14 made PATs and six made field goals.

2011: He worked with the UA scout team while redshirting.

HIGH SCHOOL: Ollison was ranked as the No. 25 defensive tackle in the nation by Scout.com, and held the reputation of being a standout defender in the state of Arkansas. Recognized as the fifth-best prospect in the state and the No. 30 defensive end in the country per Rivals.com, he starred in the trenches for Malvern High School and head coach John Fogleman. In 2010, he made 66 tackles, 31 solo, three sacks and seven quarterback hurries. He was named to ArkansasVarsity.com's All-State first team, earning a spot on the defensive line. He was ranked fifth in HawgSports.com's 2011 "Natural 21". Ollison also had interest from Kansas State, Ole Miss and Tulsa.

PERSONAL: Born Dec. 3, 1992, he is the son of Grady and Linda Ollison. He is enrolled in the Fulbright College of Arts and Science.



OTHA PETERS
LINEBACKER
6-2 230 JR-2L
COVINGTON, LOUISIANA
COVINGTON HS
22

CAREER STATS

Year	G/GS	UA-A	Total	TFL-Yds	Sack-Yds	QBH	PBU	FF-FR
2012	10/3	14-18	32	0.5-3	0.5-3	2	0	0-0
2013	7/0	6-3	9	0.0-0	0.0-0	0	2	0-0
Total	17/3	20-21	41	0.5-3	0.5-3	2	2	0-0

CAREER HIGHS: Tackles: 8, Mississippi State, 2012; South Carolina, 2012; Tackles for Loss: 0.5, Tulsa, 2012; Sacks: 0.5, Tulsa, 2012; QB Hurries: 1, Mississippi State, 2012; South Carolina, 2012; Pass Breakups: 2, Rutgers, 2013

2013: Peters saw action in seven games, registering nine tackles and two pass breakups. He contributed one tackle to Arkansas' 24-3 victory vs. Southern Miss. At Rutgers, he recorded two tackles and two pass breakups. To open conference play the following week, he made two tackles vs. No. 10 Texas A&M. He recorded a season-high three tackles vs. No. 14 South Carolina. At No. 1 Alabama, he made one tackle. He ended the season with appearances vs. No. 8 Auburn and at No. 15 LSU.

2012: Peters appeared in 10 games and started the final three games of his true freshman campaign. He was named to the SEC All-Freshman Team after recording 32 tackles, 0.5 for loss with 0.5 sack, and two quarterback hurries. He made a career-high eight tackles and added one quarterback hurry in the first start of his career at No. 12 South Carolina. He matched that same stat line the next week with eight tackles and one quarterback hurry at Mississippi State. He saw action in the season-opening 49-24 win vs. Jacksonville State and vs. No. 1 Alabama before making his first collegiate tackle vs. Rutgers. He made five tackles in a 24-7 victory at Auburn and recorded four tackles vs. Ole Miss. He registered four tackles, 0.5 sack for a loss of three yards, in the 19-15 win vs. Tulsa. In the season's final game vs. No. 8 LSU, he made two tackles.



HIGH SCHOOL: Peters was named the Defensive MVP and the National Linebacker of the Year at the Offense-Defense All-American Bowl held at Cowboys Stadium and was a two-time all-district selection at Covington. He was ranked as the No. 6 inside linebacker in the country, the No. 4 overall player in Louisiana and the 126th overall prospect in the nation by Rivals.com, while 247Sports.com ranked him No. 5 overall in the state and the No. 13 outside linebacker in the country. He recorded 153 tackles, including 7.5 sacks, and earned a spot on the 5A all-state team as a senior after helping Covington finish the 2011 season 7-4 with an appearance in the state playoffs. In 2010, he made 104 tackles and helped the Fighting Lions reach the state playoffs. He made his varsity debut as a sophomore in 2009. He was coached at Covington by Malter Schobel. Peters received multiple offers and chose the Razorbacks over Tennessee.

PERSONAL: Born Feb. 27, 1994, he is the son of Shelia Peters and the late Otha Peters. He is enrolled in the Fulbright College of Arts and Science.

CAREER GAME-BY-GAME

2012

Date	Opponent	UA-A	Total	TFL-Yds	Sack-Yds	QBH	PBU	FF	FR
9/1	Jacksonville State	0-0	0	0.0-0	0.0-0	0	0	0	0
9/8	ULM+	--DNP--							
9/15	Alabama	0-0	0	0.0-0	0.0-0	0	0	0	0
9/22	Rutgers	0-1	1	0.0-0	0.0-0	0	0	0	0
9/29	at Texas A&M	--DNP--							
10/6	at Auburn	4-1	5	0.0-0	0.0-0	0	0	0	0
10/13	Kentucky	0-0	0	0.0-0	0.0-0	0	0	0	0
10/27	Ole Miss+	0-4	4	0.0-0	0.0-0	0	0	0	0
11/3	Tulsa	2-2	4	0.5-3	0.5-3	0	0	0	0
11/10	at South Carolina	4-4	8	0.0-0	0.0-0	1	0	0	0
11/17	at Miss. State	3-5	8	0.0-0	0.0-0	1	0	0	0
11/23	LSU	1-1	2	0.0-0	0.0-0	0	0	0	0

+Little Rock, Ark.

2013

Date	Opponent	UA-A	Total	TFL-Yds	Sack-Yds	QBH	PBU	FF	FR
8/31	Louisiana	--DNP--							
9/7	Samford+	--DNP--							
9/14	Southern Miss	1-0	1	0.0-0	0.0-0	0	0	0	0
9/21	at Rutgers	1-1	2	0.0-0	0.0-0	0	2	0	0
9/28	Texas A&M	0-2	2	0.0-0	0.0-0	0	0	0	0
10/5	at Florida	--DNP--							
10/12	South Carolina	3-0	3	0.0-0	0.0-0	0	0	0	0
10/19	at Alabama	1-0	1	0.0-0	0.0-0	0	0	0	0
11/2	Auburn	0-0	0	0.0-0	0.0-0	0	0	0	0
11/9	at Ole Miss	0-0	0	0.0-0	0.0-0	0	0	0	0
11/23	Mississippi St.++	--DNP--							
11/29	at LSU	--DNP--							

+Little Rock, Ark.



DARIUS PHILON

DEFENSIVE TACKLE

6-3 287 S0-1L

MOBILE, ALABAMA

VIGOR HS

91

CAREER STATS

Year	G/GS	UA-A	Total	TFL-Yds	Sack-Yds	QBH	FF-FR
2013	12/5	22-24	46	9.0-38	3.0-22	2	2-0
Total	12/5	22-24	46	9.0-38	3.0-22	2	2-0

CAREER HIGHS: Tackles: 8, Alabama, 2013; Tackles for Loss: 3.0, South Carolina, 2013; Sacks: 2.0, Rutgers, 2013; QB Hurries: 1, Rutgers, 2013; Samford, 2013; Forced Fumbles: 1, Miss. St., 2013; S. Carolina, 2013

2013: Philon appeared in all 12 games and started the last five. He recorded 46 tackles, including 9.0 for loss with 3.0 sacks, two forced fumbles and two quarterback hurries. He made a career-high eight tackles in his first collegiate start at No. 1 Alabama. He made two tackles in the season-opening victory vs. Louisiana. He recorded two tackles and one quarterback hurry in the 31-21 win vs. Samford and made one tackle the following week in a 24-3 victory vs. Southern Miss. At Rutgers, he registered three solo tackles, including 2.0 for loss with 2.0 sacks, and one quarterback hurry. He made five tackles, 1.0 for loss, in the SEC opener vs. No. 10 Texas A&M. At No. 18 Florida, he made one tackle. The next week vs. No. 14 South Carolina, he recorded four tackles, 3.0 for loss with 1.0 sack, and one forced fumble. He made four tackles vs. No. 8 Auburn. He recorded five tackles, 2.0 for loss, at Ole Miss and five tackles, 0.5 for loss, with a forced fumble vs. Mississippi State. In Arkansas' season finale at No. 15 LSU, he made six tackles, including 0.5 for loss.

2012: Philon worked with the UA scout team while redshirting.

HIGH SCHOOL: He was selected to play in the Alabama/Mississippi All-Star Game following his senior season. He was ranked as the No. 20 strongside defensive end in the nation by Rivals.com, while Scout.com ranked him as the 37th-best defensive end in the country. In 2011, Philon collected 66 tackles, including 20 for loss with 11 sacks, while helping lead Vigor to the 5A state championship game, where he made 10 tackles, 1.0 sack and one fumble recovery while playing through an injury. During the 2011 season, Vigor allowed just 116 points, an average of 7.7 per game, while putting together a 12-3 overall record. As a junior, he made 89 tackles, including 20 for loss, as the Wolves advanced to the quarterfinal round of the state playoffs and finished 9-4. He was coached at Vigor, where he was teammates with JaMichael Winston, by Kerry Stevenson. Philon chose Arkansas over Alabama, Auburn and Mississippi State.

PERSONAL: Born Jan. 22, 1994, he is the son of Darius Dunagan and Rachae Philon. He is enrolled in the Fulbright College of Arts and Science.

CAREER GAME-BY-GAME


2013

Date	Opponent	UA-A	Total	TFL-Yds	Sack-Yds	QBH	FF	FR
8/31	Louisiana	1-1	2	0.0-0	0.0-0	0	0	0
9/7	Samford+	0-2	2	0.0-0	0.0-0	1	0	0
9/14	Southern Miss	0-1	1	0.0-0	0.0-0	0	0	0
9/21	at Rutgers	3-0	3	2.0-15	2.0-15	1	0	0
9/28	Texas A&M	3-2	5	1.0-3	0.0-0	0	0	0
10/5	at Florida	1-0	1	0.0-0	0.0-0	0	0	0
10/12	South Carolina	3-1	4	3.0-14	1.0-7	0	1	0
10/19	at Alabama	3-5	8	0.0-0	0.0-0	0	0	0
11/2	Auburn	3-1	4	0.0-0	0.0-0	0	0	0
11/9	at Ole Miss	3-2	5	2.0-4	0.0-0	0	0	0
11/23	Mississippi St.+	1-4	5	0.5-1	0.0-0	0	1	0
11/29	at LSU	1-5	6	0.5-1	0.0-0	0	0	0

+Little Rock, Ark.



Darius Philon



MATT REYNOLDS
LINEBACKER
 6-1 208 FR-RS
 MCKINNEY, TEXAS
 MCKINNEY HS
40

2013: Reynolds worked with the UA scout team while redshirting.

HIGH SCHOOL: He had a game winning interception against Mansfield Legacy as well as recording his first touchdown against Plano West his senior year. During the year, he compiled 88 tackles, including 46 solo, two pass breakups, one forced fumble and two interceptions. In his junior season, he had 116 tackles, one pass breakup, one forced fumble and one interception. He was given the Distinguished Student award for McKinney Independent School District senior year. Reynolds was coached at McKinney by Jeff Smith.

PERSONAL: Born Dec. 27, 1994, he is the son of Eric and Kathy Reynolds. He is an engineering major.

**KEVIN RICHARDSON**

DEFENSIVE BACK

6-0 161 FR-RS
 JACKSONVILLE, ARKANSAS
 JACKSONVILLE HS

30

2013: Richardson worked with the UA scout team while redshirting.

HIGH SCHOOL: As a senior, Richardson recorded more than 2,000 all-purpose yards and 17 touchdowns offensively, while also adding eight interceptions playing defense. Richardson showed his speed while playing wide receiver, quarterback, running back, safety and returner of both punts and kickoffs for Jacksonville as a senior. As a junior, he tallied more than 1,000 all-purpose yards and nine touchdowns on offense, plus seven interceptions on defense. A two year all-state athlete, Richardson was named to Arkansas Democrat-Gazette's 2012-13 All-Arkansas Preps team and earned first-team all-conference recognition three times. He also competed in basketball, baseball and track while at Jacksonville. Richardson was coached at Jacksonville by Rick Russell.

PERSONAL: Born Nov. 4, 1994, he is the son of Kevin and Sanci Richardson. He is a kinesiology, exercise science major.

**KARL ROESLER**

DEFENSIVE LINE

6-3 250 FR-RS
 LOUISVILLE, KENTUCKY
 ST. XAVIER HS

96

2013: Roesler worked with the UA scout team while redshirting.

HIGH SCHOOL: Roesler was the backbone for St. Xavier his sophomore through senior seasons where the Tigers were state-runner up three years in a row. He was ranked by Maxpreps.com as the No. 4 defensive end in the state of Kentucky. Roesler collected many accolades throughout his career at St. Xavier including being named all-state and all-district three years straight. His senior season he was also named US Army All-American alternate, played in the Kentucky-Tennessee Border Bowl and was named Defensive MVP of the Best of the Bluegrass All-Star Game.

PERSONAL: Born July 21, 1995 he is the son of Karl and Lora Roesler. Karl comes from a long line of athletes in his family. His grandfather Karl Roesler started for three years as a center at Notre Dame. His father Karl Roseler Jr. also went to Notre Dame and played football. Roesler also had an uncle who played baseball for the Cincinnati Reds. He is enrolled in the Walton College of Business.

**CHRIS SAUNDERS**

WIDE RECEIVER

5-11 190 SO-SQ

DALLAS, TEXAS
LIFE CHARTER SCHOOL

29

2013: He worked with the UA scout team and did not appear in any games.

2012: Saunders worked with the UA scout team while redshirting.

HIGH SCHOOL: He passed for 1,300 yards and 10 touchdowns and also rushed for 452 yards and four touchdowns while quarterbacking Life Charter School as a junior. During his senior season, he passed for 1,200 yards and seven touchdowns and added 723 yards and 10 touchdowns on the ground. He helped lead his team to their first appearance in the division playoffs in the school's history. He also participated in basketball, track, and powerlifting and was named to the National Honor Society as a senior. Saunders was coached at Life Charter School by Robert Acree.

PERSONAL: Born Nov. 4, 1993, he is the son of Lisa and Steven Saunders. He is enrolled in the Walton College of Business and was selected to the SEC Fall Academic Honor Roll in 2013.

**DAN SKIPPER**

OFFENSIVE TACKLE

6-10 316 SO-1L

ARVADA, COLORADO
RALSTON VALLEY HS

76

2013: Skipper played in all 12 games and started the last eight at offensive guard and blocked a school-record three field goal attempts. He was the only player in the SEC and one of eight nationally to have at least three blocked kicks. His blocked field goals total tied for the 2nd-highest single-season total in SEC history and for the 8th-highest single-season total in NCAA history. Only 22 teams in the country had more blocked kicks, including punts, than Skipper. He was named a Freshman All-American after blocking as Alex Collins became the second freshman in school history and 10th true freshman in SEC history to rush for 1,000 yards. The offensive line also allowed the Razorbacks to produce eight individual 100-yard rushing performances and rush for more than 200 yards as a team nine times. Collins and Jonathan Williams became the second Razorback duo to each reach at least 900 rushing yards in one season, joining Darren McFadden and Felix Jones from 2006 and 2007. The offensive line also broke the single-season school record by only allowing 8.0 sacks. Arkansas led the SEC and tied for second in the NCAA with an average of 0.67 sacks allowed per game. The Razorbacks' average of one sack allowed for every 37.63 pass attempts was the best in the conference and seventh in the nation. Arkansas also ranked fourth in the SEC and 23rd in the NCAA in rushing offense with an average of 208.7 yards per game on the ground.

HIGH SCHOOL: Skipper was rated as the No. 32 offensive tackle in the country by Scout.com, the No. 4 prospect in Colorado and the No. 46 offensive tackle in the country by Rivals.com, and the state's No. 5

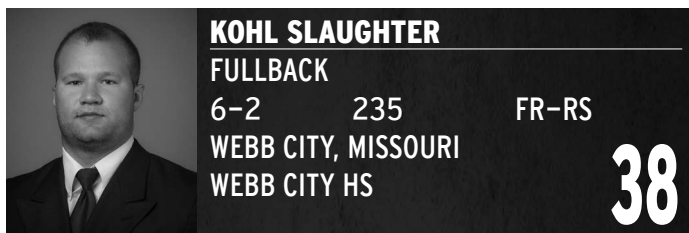
prospect and the country's 47th offensive tackle by 247Sports.com. He earned 5A all-state recognition as a senior, helping Ralston Valley average 35.8 points per game while advancing to the semifinal round of the state playoffs, and after the season was selected to play in the Offense-Defense All-American Bowl. His junior season, the Mustangs put together a 10-2 record and advanced to the quarterfinal round of the state playoffs. He was a member of student government all four years in high school, where he contributed more than 100 hours of community service and served his senior year as student body president. He also was a member of the National Honor Society and volunteered for a program to mentor incoming freshmen. His coach at Ralston Valley was Matt Loyd. Skipper received numerous scholarship offers and chose Arkansas over Ole Miss, Tennessee, Ohio State and Michigan.

PERSONAL: Born Sept. 20, 1994, he is the son of Ken and Brigid Skipper. He is an engineering major.



Dan Skipper





2013: He worked with the UA scout team while redshirting.

HIGH SCHOOL: Slaughter helped lead Webb City to three straight Missouri state football championships, including a 15-0 record his senior season with the Cardinals. He was named Class 4A first-team all-state both his junior and senior season. As a junior, Slaughter also competed in basketball at Webb City, playing in 26 games and averaging 16.4 points per game. Slaughter was coached at Webb City by John Roderique.

PERSONAL: Born October 21, 1994, he is the son of Debbie Hall. He is enrolled in the Fulbright College of Arts and Science.



CAREER SUMMARY: Smothers has played in 12 games with eight starts. He became the first true freshman in school history to start a season opener on the offensive line when he opened at tackle vs. Missouri State.

2013: Smothers saw action in five games and was a starter for the first four games. He blocked as Alex Collins became the second freshman in school history and 10th true freshman in SEC history to rush for 1,000 yards. The offensive line also allowed the Razorbacks to produce eight individual 100-yard rushing performances and rush for more than 200 yards as a team nine times. Collins and Jonathan Williams became the second Razorback duo to each reach at least 900 rushing yards in one season, joining Darren McFadden and Felix Jones from 2006 and 2007. The offensive line also broke the single-season school record by only allowing 8.0 sacks. Arkansas led the SEC and tied for second in the NCAA with an average of 0.67 sacks allowed per game. The Razorbacks' average of one sack allowed for every 37.63 pass attempts was the best in the conference and seventh in the nation. Arkansas also ranked fourth in the SEC and 23rd in the NCAA in rushing offense with an average of 208.7 yards per game on the ground.

2012: He worked with the UA scout team while redshirting.

2011: He saw action in seven games and started the first four games of the season. With his start in the season-opening 51-7 win vs. Missouri State, he became the first true freshman in school history to start a season opener on the offensive line and was one of just four true freshman offensive line starters on a BCS automatic-qualifying team in the season's first week. He was part of an offensive line that allowed the offense to break 16 game or season school records and produce a 3,000-yard passer for the third straight season. Arkansas led the SEC in total offense, passing offense and scoring offense to become just the fifth different school, and first since 2001, to lead the conference in

all three categories in a single season and became the sixth team in conference history, and second since 1992, to lead the SEC in passing offense for three straight seasons. The Razorbacks ranked 13th in the country with their average of 300.7 passing yards per game, 15th in the nation with an average of 36.8 points per game and 29th in the NCAA with an average of 438.1 yards of total offense per game. Quarterback Tyler Wilson broke nine UA records and led the SEC in passing and total offense while becoming the first Razorback to be a first-team All-SEC selection at quarterback. Wide receiver Jarius Wright also earned first-team All-SEC honors after he broke seven school records and led the conference in receiving yards per game with an average of 93.1 to rank 18th in the country and in receiving touchdowns with 12, a total that tied for seventh in the NCAA. The Razorback offense posted the second-best single-season total in school history for completions (299), passing yards (3,909), passing yards per game (300.7), first downs (279) and passing first downs (166) while totaling the third-highest total offense yardage total (5,695) and third-best total offense per play average (6.45).

HIGH SCHOOL: Smothers was recognized on ESPN's Top 150 class of 2011 list and was part of three Arkansas Class 7A playoff teams at Springdale High School. He was rated as the fourth-best prospect in the state of Arkansas and as the No. 17 offensive guard in the country by Rivals.com. He was ranked No. 29 in the 2011 class of offensive tackles by Scout.com. After his senior season under head coach Shane Patrick, Smothers was selected to Under Armour's All-America team and appeared in the Under Armour All-American Game held in Tampa, Fla. Smothers was a first-team Class 7A West All-State pick by the AHSAA and a first-team all-state selection by ArkansasVarsity.com. He was also recruited by Auburn, Ole Miss, Mississippi State, Missouri, Oklahoma State, South Carolina and UCLA.

PERSONAL: Born Oct. 20, 1992, he is the son of Kirk Smothers and Lori Cornella. He is majoring in food, human nutrition and hospitality.



Mitch Smothers




MARTRELL SPAIGHT
LINEBACKER
6-0 232 SR-1L
LITTLE ROCK, ARKANSAS
NORTH LITTLE ROCK HS/
COFFEYVILLE CC **47**


2013: Spaight saw action in nine games and started vs. Samford and at No. 18 Florida. He recorded 22 tackles, including 1.0 for loss with 1.0 sack and one quarterback hurry. He contributed two tackles to Arkansas' 34-14 season-opening victory vs. Louisiana. The following week at Samford, Spaight made his first career start and registered a career-high seven tackles, including a career-high four solo tackles. He made one tackle in the 24-3 win vs. Southern Miss. At Rutgers, he made two tackles, including 1.0 sack. To open conference play, he recorded three tackles vs. No. 10 Texas A&M. He added five tackles at No. 18 Florida in his second career start. At No. 1 Alabama, he recorded two tackles and one quarterback hurry. He also played vs. No. 8 Auburn and at Ole Miss.

BEFORE ARKANSAS: Spaight was a two-time junior college All-American at Coffeyville Community College. He was ranked as the No. 8 junior college outside linebacker in the nation by 247Sports.com and was 82nd in ESPN's Junior College 100 ranking. He was a first-team NJCAA All-American and the Jayhawk Community College Conference's Defensive Player of the Year in 2012 after collecting more than 100 tackles for the second consecutive season. As a sophomore, he recorded 130 tackles, 13.5 for loss with 1.5 sacks, three pass breakups, one forced fumble and one blocked kick. His tackles total was fourth on Coffeyville's single-season list. In his freshman year, he earned NJCAA All-America honors after making 101 tackles, 9.0 for loss with 1.5 sacks, two fumble recoveries and one forced fumble. As a senior at North Little Rock, he was a 7A Central all-state selection. He was coached at Coffeyville by Aaron Flores and at North Little Rock by Brad Bolding. Spaight selected Arkansas over Kansas State.

PERSONAL: Born Aug. 5, 1993, he is the son of Mark and Tela Spaight. He is enrolled in the Fulbright College of Arts and Science.



Martrell Spaight



JEREMY SPRINKLE
TIGHT END
6-6 241 SO-1L
WHITE HALL, ARKANSAS
WHITE HALL HS **83**

2013: Sprinkle saw action in all 12 games and started vs. No. 10 Texas A&M and vs. No. 14 South Carolina. He caught four passes for 68 yards and gained one yard on one rush. He made his collegiate debut in Arkansas' season-opening win vs. Louisiana and contributed 22 receiving yards on two catches. He made one two-yard reception at No. 18 Florida. At No. 1 Alabama, he rushed once for one yard. He hauled in a career-long, 44-yard reception vs. Mississippi State.

2012: Sprinkle worked with the UA scout team while redshirting.

HIGH SCHOOL: He was a versatile two-way standout for White Hall, playing tight end and defensive end. He was ranked as the No. 5 overall prospect in Arkansas and the 15th-best tight end in the country by 247Sports.com and as the No. 7 overall prospect in the state by Rivals.com. In 2011, he caught 45 passes for 841 yards and six touchdowns and made 92 tackles, including 14 sacks, in helping the Bulldogs win the 5A Southeast Conference championship and reach their first state semifinal in 20 years. He was named to the 2011 Arkansas Super Team by the Associated Press and was a three-sport All-Southeast Arkansas selection by The Commercial, being honored in football, basketball and baseball. He was selected to play in the 2012 Arkansas High School Association All-Star Game. He had 73 tackles, 25 for loss with 15 sacks, as a junior and also made 10 catches for 227 yards and three touchdowns. He was coached at White Hall by Mike Vaughn. Sprinkle chose Arkansas over Mississippi State, Purdue, Kansas and Louisville.

PERSONAL: Born Aug. 10, 1994, he is the son of Billy and Shelia Sprinkle. His brother Aaron is an offensive lineman at Ouachita Baptist. He is a recreation and sport management major and was selected to the SEC Fall Academic Honor Roll in 2013.



CHRIS STRINGER
OFFENSIVE TACKLE
6-7 331 SR-1L
RANCHO CUCAMONGA, CALIFORNIA
ALTA LOMA HS/CITRUS COLLEGE **70**


2013: Stringer worked with the UA scout team and did not appear in any games.

2012: Stringer saw action in 11 games, with the only exception being vs. No. 1 Alabama. He appeared mainly on special teams, blocking for a field goal unit that allowed Arkansas to make all 33 PAT attempts as a team and finish the year 13-of-20 on field goal attempts for a total of 72 points scored.

2011: He appeared in the first three games, a season-opening 51-7 win vs. Missouri State, a 52-3 victory vs. New Mexico and a 38-28 win vs. Troy, before missing the rest of the season due to injury. He was granted a medical redshirt for the 2011 season.

BEFORE ARKANSAS: At Citrus College in 2010, Stringer earned all-conference honors after just one season, taking a spot on the Central Division West second team at offensive tackle. Stringer was coached in junior college by Ron Ponciano. He was a Citrus teammate of current UA offensive lineman Jason Peacock. At Alta Loma High School in 2009, Stringer played on the offensive line for head coach Dan Bornfeld.

PERSONAL: Born October 11, 1991, he is the son of Ed and Sue Stringer. He is majoring in history and was named to the SEC Fall Academic Honor Roll in 2012 and 2013.



NICHOLAS THOMAS-SMITH
LINEBACKER
5-10 235 FR-RS
CHESTERFIELD, MISSOURI
MARQUETTE HS

57

2013: He worked with the UA scout team while redshirting.

HIGH SCHOOL: Thomas-Smith was a part of the 2010 Marquette High School football team that were conference and district champions. This was the first time in school history that the team won both. The linebacker accumulated eight sacks, 40 tackles and 10 tackles for loss his senior season. Thomas-Smith was a four-year honor roll student at Marquette and is the cousin of former Razorback great Felix Jones. Thomas-Smith's mother lettered in track and field at Arkansas in 1981.

PERSONAL: Born December 21, 1993 he is the son of Betty Smith. He is enrolled in the Walton College of Business.



SCOTTY THURMAN
WIDE RECEIVER
5-11 195 SO-SQ
PINE BLUFF, ARKANSAS
FAYETTEVILLE HS


13

2013: Thurman worked with the UA scout team and did not appear in any games.

2012: Thurman worked with the UA scout team while redshirting.

HIGH SCHOOL: Thurman came to Arkansas fresh off a 7A state championship with Fayetteville. In his senior season, he helped the Bulldogs to a 12-2 mark, including a 29-28 defeat of Bentonville in the state title game that avenged a loss in the championship game from the year before. In 2011, Fayetteville scored an average of 38.9 points per game, topping 30 points in 11 games, more than 40 points in nine games and scoring at least 50 points twice. During his junior year, Fayetteville produced a 10-4 overall mark and advanced to the state championship game while averaging 39.4 points per game. During that 2010 season, Fayetteville scored more than 30 points 11 times, topped 40 points eight times and eclipsed 50 points in two games. Thurman was coached at Fayetteville by Darryl Patton.

PERSONAL: Born Aug. 3, 1994, he is the son of Regina and Scotty Thurman. His father is currently the Razorback men's basketball Director of Student-Athlete Development and lettered in basketball at Arkansas from 1993-95. His mother also attended Arkansas and was a member of the spirit squad. Thurman's uncle, Corliss Williamson, lettered in basketball at Arkansas from 1993-95 and went on to a 13-year NBA career with four different teams. His cousin, Keith Jackson, was an NFL tight end playing for three teams from 1988-96. He is enrolled in the Walton College of Business. He was a member of the SEC Fall Academic Honor Roll in 2013.



ALAN TURNER
SAFETY
6-0 204 SR-3L
JUNCTION CITY, ARKANSAS
JUNCTION CITY HS

27

CAREER STATS

Year	G/GS	UA-A	Total	TFL-Yds	INT-Yds	PBU
2011	8/0	1-3	4	0.0-0	0-0	0
2012	12/2	7-7	14	1.0-1	1-0	0
2013	12/12	37-60	97	0.5-0	2-24	5
Total	32/14	45-70	115	1.5-1	3-24	5

CAREER HIGHS: Tackles: 16, Mississippi State, 2013; Tackles for Loss: 1.0, Auburn, 2012; Interceptions: 1, 3 times (most recent LSU, 2013); Pass Breakups: 1, 5 times (most recent LSU, 2013)

CAREER SUMMARY: Turner has seen action in 32 games and made 14 starts. He has recorded 109 tackles, 1.5 for loss, and three interceptions.

2013: Turner started all 12 games and led the team with 97 tackles while adding 0.5 tackles for loss, two interceptions, one quarterback hurry and five pass breakups. His tackles total and tackles-per-game average of 8.08 ranked seventh in the SEC. He registered a career-high 16 tackles, including 0.5 for loss, and added one pass breakup vs. Mississippi State. He opened the season with six tackles in victories vs. Louisiana and vs. Samford. He made seven tackles and had one pass breakup in the win vs. Southern Miss. He made five tackles at Rutgers. He opened conference play vs. No. 10 Texas A&M with 12 tackles, including a career-high nine solo stops, and one pass breakup. He recorded one tackle at No. 18 Florida and tallied eight tackles and one pass breakup vs. No. 14 South Carolina. At No. 1 Alabama, he recorded nine tackles and one quarterback hurry. He registered eight tackles vs. No. 8 Auburn and at Ole Miss, and made his first interception of the season at Ole Miss. In Arkansas' season finale at No. 15 LSU, he recorded 11 tackles, one pass breakup and one interception that he returned for 24 yards.

2012: Turner appeared in all 12 games, earning starts at Texas A&M and at Auburn, and made 14 tackles, 1.0 for loss, and one interception. Three of his tackles came on special teams, tied for the fifth-highest total on the team. He made a career-high six tackles at Texas A&M in his first collegiate start. He started again the next week and recorded four tackles, 1.0 for loss, and one interception in a 24-7 victory at Auburn. His interception came in the end zone in the fourth quarter, halting an Auburn drive and preserving Arkansas' 17-point lead. He made one tackle in the season-opening 49-24 win vs. Jacksonville State and again the next week vs. ULM. He made two tackles vs. No. 1 Alabama.



2011: He played in eight games and made four tackles, all on special teams, which tied for eighth on the team. He collected two tackles in the 38-28 win vs. Troy. He made one tackle in the 52-3 win vs. New Mexico and in the 44-28 victory vs. No. 10 South Carolina. He also saw action vs. Missouri State, vs. Tennessee, vs. Mississippi State, at No. 1 LSU and vs. No. 11 Kansas State in the AT&T Cotton Bowl.

2010: He worked with the Arkansas scout team while redshirting.

HIGH SCHOOL: A three-sport athlete in high school, Turner played both safety and running back at Junction City, and he returned kickoffs and punts for head coach David Carpenter. He was an all-state honoree in 2009 and was selected to play in the Arkansas High School Coaches Association East-West All-Star Game. Turner helped lead the Dragons to back-to-back Class 2A state championships and a record of 27-1 during 2008 and 2009 combined. As a senior, he had 67 tackles, eight interceptions and forced four fumbles. In the state title game against Bearden in his senior season, he rushed 16 times for 92 yards and a touchdown. In the semifinals against Leftwich, he returned the opening kickoff 85 yards for a touchdown to spark Junction City to a 56-0 victory. Turner was also an outstanding basketball player for his high school. He was also recruited by Auburn, Louisiana Tech and Baylor.

PERSONAL: Born Oct. 24, 1991, he is the son of Paul and Cynthia Turner. He is a sociology major.



Alan Turner

CAREER GAME-BY-GAME

2011

Date	Opponent	UA-A	Total	TFL-Yds	INT-Yds	PBU	FF	FR
9/3	Missouri State	0-0	0	0.0-0	0-0	0	0	0
9/10	New Mexico+	0-1	1	0.0-0	0-0	0	0	0
9/17	Troy	0-2	2	0.0-0	0-0	0	0	0
9/24	at Alabama	--DNP--						
10/1	vs. Texas A&M*	--DNP--						
10/8	Auburn	--DNP--						
10/22	at Ole Miss	--DNP--						
10/29	at Vanderbilt	--DNP--						
11/5	S. Carolina	1-0	1	0.0-0	0-0	0	0	0
11/12	Tennessee	0-0	0	0.0-0	0-0	0	0	0
11/19	Miss. State+	0-0	0	0.0-0	0-0	0	0	0
11/25	at LSU	0-0	0	0.0-0	0-0	0	0	0
1/6	vs. Kansas State#	0-0	0	0.0-0	0-0	0	0	0

+Little Rock, Ark.

*Arlington, Texas

#Cotton Bowl

2012

Date	Opponent	UA-A	Total	TFL-Yds	INT-Yds	PBU	FF	FR
9/1	Jacksonville State	1-0	1	0.0-0	0-0	0	0	0
9/8	ULM+	0-1	1	0.0-0	0-0	0	0	0
9/15	Alabama	1-1	2	0.0-0	0-0	0	0	0
9/22	Rutgers	0-0	0	0.0-0	0-0	0	0	0
9/29	at Texas A&M	3-3	6	0.0-0	0-0	0	0	0
10/6	at Auburn	2-2	4	1.0-1	1-0	0	0	0
10/13	Kentucky	0-0	0	0.0-0	0-0	0	0	0
10/27	Ole Miss+	0-0	0	0.0-0	0-0	0	0	0
11/3	Tulsa	0-0	0	0.0-0	0-0	0	0	0
11/10	at S. Carolina	0-0	0	0.0-0	0-0	0	0	0
11/17	at Miss. State	0-0	0	0.0-0	0-0	0	0	0
11/23	LSU	0-0	0	0.0-0	0-0	0	0	0

+Little Rock, Ark.

2013

Date	Opponent	UA-A	Total	TFL-Yds	INT-Yds	PBU	FF	FR
8/31	Louisiana	3-3	6	0.0-0	0-0	0	0	0
9/7	Samford+	2-4	6	0.0-0	0-0	0	0	0
9/14	Southern Miss	2-5	7	0.0-0	0-0	1	0	0
9/21	at Rutgers	1-4	5	0.0-0	0-0	0	0	0
9/28	Texas A&M	9-3	12	0.0-0	0-0	1	0	0
10/5	at Florida	1-0	1	0.0-0	0-0	0	0	0
10/12	South Carolina	2-6	8	0.0-0	0-0	1	0	0
10/19	at Alabama	2-7	9	0.0-0	0-0	0	0	0
11/2	Auburn	4-4	8	0.0-0	0-0	0	0	0
11/9	at Ole Miss	3-5	8	0.0-0	1-0	0	0	0
11/23	Mississippi St. +	6-10	16	0.5-0	0-0	1	0	0
11/29	at LSU	2-9	11	0.0-0	1-24	1	0	0

+Little Rock, Ark.

**ALEX VOELZKE**

TIGHT END

6-6

260

JR-2L

LONGVIEW, TEXAS

SPRING HILL HS

46

2013: Voelzke saw action in 10 games, making appearances vs. Louisiana, vs. Samford, vs. Southern Miss, at Rutgers, vs. No. 10 Texas A&M, at No. 18 Florida, vs. No. 14 South Carolina, at Ole Miss, vs. Mississippi State and at No. 15 LSU.

2012: Voelzke saw action in all 12 games and caught two passes for 28 yards and one touchdown. His first collegiate catch was a six-yard touchdown reception in the second quarter vs. Ole Miss. He caught a career-long 22-yard pass at No. 12 South Carolina.

2011: He worked with the UA scout team while redshirting.

HIGH SCHOOL: Voelzke was a two-way player for Spring Hill, appearing at tight end, defensive end and linebacker throughout his career. In his senior season, he caught 18 passes for 220 yards and eight touchdowns and also recorded 67 tackles, 8.0 for loss with 3.0 sacks, five quarterback hurries and one interception that he returned 24 yards for a touchdown. He earned first-team all-district accolades after making 87 tackles, 1.0 sack, two interceptions and two fumble recoveries as a sophomore before missing his junior season due to an injury suffered in the first game. He also played basketball and baseball for the Panthers. He was coached at Spring Hill by Bill Poe.

PERSONAL: Born July 9, 1992, he is the son of Steve and Melissa Voelzke. He is majoring in industrial engineering. He was named to the Athletic Director's List for his work in the classroom in the fall of 2011 and the SEC Fall Academic Honor Roll in 2012 and 2013.

**KODY WALKER**

FULLBACK

6-2

247

JR-1L

JEFFERSON CITY, MISSOURI

JEFFERSON CITY HS

24

CAREER SUMMARY: Walker has appeared in 13 games with one start. He has rushed 27 times for 101 yards and six touchdowns and caught one pass for five yards.

2013: Walker saw action in eight games, making appearances vs. Louisiana, vs. Samford, at No. 18 Florida, vs. No. 14 South Carolina, at No. 1 Alabama, at Ole Miss, vs. Mississippi State and at No. 15 LSU. He rushed twice for 10 yards vs. No. 14 South Carolina and had four carries for 22 yards and a season-long 14-yard carry vs. Mississippi State.

2012: Walker played in each of the first two games, including a start vs. ULM, and rushed one time for one yard and one touchdown and caught one pass for five yards. He scored the Razorbacks' first points of the season on a one-yard touchdown rush in the 49-24 win vs. Jacksonville State. He caught one pass for five yards vs. ULM before suffering an injury in the fourth quarter and missing the rest of the season.

2011: He played in each of the first three games and collected 68 yards and five touchdowns on 20 rushes before missing the rest of the season due to injury. At the time of his injury, his five rushing touchdowns were tied for the most in the NCAA among true freshmen and for fourth in the SEC. He scored a one-yard touchdown on his first collegiate carry and finished the season-opening 51-7 win vs. Missouri State with 33 yards and two touchdowns on nine carries. He scored two more touchdowns the next week as he rushed the ball 10 times for 32 yards and the two scores in a 52-3 victory vs. New Mexico. He scored a three-yard rushing touchdown on his only carry in the 38-28 win vs. Troy.

HIGH SCHOOL: Walker was rated as the No. 4 overall recruit in the state of Missouri and the 32nd-best running back prospect in the country, according to Rivals.com. The Jefferson City High School running back put together two straight 1,000-yard seasons, totaling 1,554 yards and 16 touchdowns in 2009 and 1,004 yards and 16 touchdowns as a senior in 2010. The Jefferson City team, coached by Ted Lepage, earned a berth in the Class Six State Tournament. Scout.com recognized Walker as the No. 51 running back in the country. Walker was named second-team all-state by the Associated Press and Missouri Sportswriters and Sportscasters Association following his senior campaign. He selected the Razorbacks after also considering Missouri.

PERSONAL: Born July 19, 1992, he is the son of Twila Walker. He is a recreation and sport management major.

**JEREMY WARD**

DEFENSIVE LINE

6-4

288

SO-SQ

POTTSVILLE, ARKANSAS

POTTSVILLE HS

73

2013: Ward worked with the UA scout team and did not appear in any games.

2012: Ward worked with the UA scout team while redshirting.

HIGH SCHOOL: He was ranked as the No. 1 prospect in Arkansas and the 12th-best offensive guard in the nation by 247Sports.com. Rivals.com ranked him as the No. 5 player in the state and the 30th offensive guard in the nation, and Scout.com tabbed him as the No. 23 guard in the country. As a senior, he helped Pottsville reach the quarterfinals of the 4A state playoffs. He was part of an offensive line that blocked for two 1,000-yard rushers in 2011 as the Apaches finished the season 11-1-1 with an average of 340.7 rushing yards and 43.7 points per game. After the season, he played for the East Team in the inaugural Semper Fidelis All-American Bowl and was named to the Arkansas Super Team by the Associated Press. In 2010, Pottsville compiled a 9-4 overall mark and advanced to the quarterfinals of the state playoffs. He was coached at Pottsville by Kevin Keating. Ward chose Arkansas after receiving offers from Alabama, LSU, Oklahoma State and others.

PERSONAL: Born Feb. 10, 1993, he is the son of Mike and Renee Ward. He is enrolled in the Fulbright College of Arts and Science.



Carroll Washington

	CARROLL WASHINGTON			21
	CORNERBACK			
	6-0	185	SR-1L	
	BALTIMORE, MARYLAND			
	EDMONDSON-WESTSIDE HS/ HARTNELL CC			

2013: Washington played in 11 games, missing only the Mississippi State contest. He made his first career tackle during the 34-14 season-opening victory vs. Louisiana. He had one pass breakup in Arkansas' 24-3 win vs. Southern Miss. To open conference play, he made two tackles vs. No. 10 Texas A&M. He recorded a career-high eight tackles, including 1.0 for loss, vs. No. 14 South Carolina. At No. 1 Alabama, he registered three tackles and one pass breakup. He also made two tackles vs. No. 8 Auburn and at Ole Miss.

BEFORE ARKANSAS: Washington was ranked as the No. 1 junior college cornerback and the No. 10 overall junior college player in the nation by 247Sports.com. He was an all-conference performer and collected 25 tackles as a sophomore in 2012 while adding three interceptions, six pass breakups, one forced fumble and one fumble recovery. In his freshman season for Hartnell, he recorded 27 tackles, four interceptions, six pass breakups, one forced fumble and one fumble recovery while earning all-conference recognition and helping the Panthers to Coast Conference and Southern Division titles. He played on both sides of the ball in high school and made 38 tackles, two interceptions, three pass breakups and one forced fumble on defense while catching 35 passes for

653 yards and one touchdown and rushing 21 times for 204 yards and two scores as a senior. In his junior season, he quarterbacked the Red Storm into the second round of the state playoffs, finishing the year 60-of-110 passing for 1,088 yards and eight touchdowns and rushing 53 times for 437 yards and seven touchdowns. On defense, he collected 11 tackles, two pass breakups and one forced fumble. He has volunteered at the Baltimore Boys & Girls Club, assisting with after-school programs. He was coached at Hartnell by Matt Collins and at Edmondson-Westside by Dante Jones. Washington chose Arkansas over Mississippi State, among others.

PERSONAL: Born April 4, 1991, he is the son of Carroll Washington and Diarchel Murphy. He is a sociology major.

	JONATHAN WILLIAMS			32
	RUNNING BACK			
	6-0	225	JR-2L	
	ALLEN, TEXAS			
	ALLEN HS			

2013: Williams played in all 12 games and made 11 starts. He finished the year with 150 rushes for 900 yards and four touchdowns, seven receptions for 72 yards and two touchdowns and 1-for-1 passing for 21 yards and a touchdown. His average of 6.0 yards per carry ranked 12th on Arkansas' single-season list. He teamed with Alex Collins to produce Arkansas' second pair of teammates to each rush for at least 900 yards in the season. In Arkansas' 34-14 season-opening victory vs. Louisiana, he rushed 18 times for a career-high 151 yards and a 75-yard touchdown. His 151 yards were most by a Razorback in a season opener since Darren McFadden had 151 in 2007, and Williams was one of only 11 players in the NCAA with a 70-plus yard rush in week one. He rushed 17 times for 126 yards and one touchdown in the 31-21 win vs. Samford. He totaled 116 yards and one touchdown on 16 carries during a 24-3 victory vs. Southern Miss. At Rutgers, he rushed 12 times for 25 yards, caught two passes for five yards and completed a 21-yard touchdown pass on his first collegiate pass attempt. He was the first Razorback to record at least one rushing, receiving and passing touchdown in one season since Darren McFadden in 2007. Williams rushed 10 times for 53 yards and caught a career-high four passes for 67 yards and two touchdowns to open conference play vs. No. 10 Texas A&M. He rushed eight times for 32 yards and one touchdown at No. 18 Florida and recorded 61 yards on six carries vs. No. 14 South Carolina. He rushed 13 times for 48 yards at No. 1 Alabama and rushed 15 times for 104 yards vs. No. 8 Auburn. At Ole Miss, he gained 67 yards on 14 carries. The following week, he rushed eight times for 59 yards and made one reception vs. Mississippi State. He ended the season with 58 rushing yards on 13 carries at No. 15 LSU.

2012: Williams played in 11 games, missing only the ULM contest, and made two starts. He finished his true freshman season with 45 rushes for 231 yards and eight receptions for 208 yards and two touchdowns. His first collegiate catch was a 74-yard touchdown pass on the Razorbacks' first offensive play of the 49-7 victory vs. Kentucky, his first career start. He also added a 77-yard touchdown catch and was the only player from the SEC to have two 70-plus yard receptions in the same game and one of two freshmen in the NCAA to have two 70-plus yard touchdown catches in the same game. He finished the game vs. the Wildcats with three catches for 150 yards and two touchdowns. He had a career-high 61 rushing yards and caught a career-high-tying three passes for



13 yards at No. 12 South Carolina. He rushed once for one yard in the season-opening 49-24 win vs. Jacksonville State. He carried the ball three times for 18 yards vs. No. 1 Alabama and rushed once for two yards vs. Rutgers. He had a career-high nine carries for 40 yards at Texas A&M. He gained 34 yards on six carries in a 24-7 win at Auburn. He rushed five times for 28 yards vs. Ole Miss and had seven carries for 27 yards in the victory vs. Tulsa. He gained 16 yards on four rushes and added one eight-yard reception at Mississippi State. He started the season finale vs. No. 8 LSU and had two carries for four yards and one catch for 37 yards.

HIGH SCHOOL: He collected more than 3,500 rushing yards at Allen. He was ranked as the 17th-best running back in the country and the 26th-best overall prospect in Texas by Rivals.com, the No. 13 running back in the nation and No. 28 prospect in the state by 247Sports.com and as the 20th-best running back in the country by Scout.com. He played for the West Team in the inaugural Semper Fidelis All-American Bowl and helped his team to a 17-14 victory. In 2011, he rushed for 1,169 yards and 12 touchdowns on 187 carries and added 14 catches for 161 yards and two touchdowns while leading the Eagles to a perfect 10-0 record in the regular season before falling in the second round of the playoffs. As a junior, he exploded for 2,078 yards and 19 touchdowns on 249 carries while catching 17 passes for 174 yards and one touchdown as the Eagles posted a 10-2 record and advanced to the second round of the state playoffs. His sophomore season, he rushed 35 times for 263 yards and four touchdowns and made four receptions for 39 yards and one touchdown. He was coached at Allen by Tom Westerberg. Williams chose the Razorbacks over Texas A&M, Tennessee, Missouri, Baylor and Wisconsin.

PERSONAL: Born Feb. 2, 1994, he is the son of John and Constance Williams. His brother Jeremiah played football at Eastern Kentucky in 2011-12. He is a communication major.



Jonathan Williams

CAREER GAME-BY-GAME

2012

Date	Opponent	Rush	Yds	TD	Lg	Rec	Yds	TD	Lg
9/1	Jacksonville St.	1	1	0	1	0	0	0	0
9/8	ULM+	--DNP--							
9/15	Alabama	3	18	0	9	0	0	0	0
9/22	Rutgers	1	2	0	2	0	0	0	0
9/29	at Texas A&M	9	40	0	32	0	0	0	0
10/6	at Auburn	6	34	0	16	0	0	0	0
10/13	Kentucky	0	0	0	0	3	150	2	77
10/27	Ole Miss+	5	28	0	18	0	0	0	0
11/3	Tulsa	7	27	0	9	0	0	0	0
11/10	at S. Carolina	7	61	0	19	3	13	0	7
11/17	at Miss. State	4	16	0	4	1	8	0	8
11/23	LSU	2	4	0	4	1	37	0	37

+Little Rock, Ark.

2013

Date	Opponent	Rush	Yds	TD	Lg	Rec	Yds	TD	Lg
8/31	Louisiana	18	151	1	75	0	0	0	0
9/7	Samford+	17	126	1	46	0	0	0	0
9/14	Southern Miss	16	116	1	45	0	0	0	0
9/21	at Rutgers	12	25	0	7	2	5	0	10
9/28	Texas A&M	10	53	0	8	4	67	2	28
10/5	at Florida	8	32	1	12	0	0	0	0
10/12	South Carolina	6	61	0	45	0	0	0	0
10/19	at Alabama	13	48	0	10	0	0	0	0
11/2	Auburn	15	104	0	26	0	0	0	0
11/9	at Ole Miss	14	67	0	17	0	0	0	0
11/23	Mississippi St.+	8	59	0	25	1	0	0	0
11/29	at LSU	13	58	0	18	0	0	0	0

+Little Rock, Ark.



DEMETRIUS WILSON

WIDE RECEIVER

6-3 198 SR-1L

GLENDALE, ARIZONA

MILLENNIUM HS/GLENDALE CC

85

2013: Wilson used a redshirt season after suffering an injury during August camp.

2012: Wilson appeared in all 12 games of his first season at Arkansas, catching nine passes for 117 yards and one touchdown. He also made six of his seven tackles on special teams, the second-highest total on the team. He made two receptions for a season-high 30 yards vs. Rutgers and also made two catches the next week at Texas A&M for 26 yards. He hauled in a season-long 23-yard catch on Arkansas' first touchdown drive in the 24-7 win at Auburn. He recorded two receptions for 25 yards in a 19-15 victory vs. Tulsa. He caught a nine-yard touchdown pass at No. 12 South Carolina and also made one catch for four yards in the season finale vs. No. 8 LSU.

BEFORE ARKANSAS: He was a two-time first-team All-ACCAC selection at Glendale. In 2011, he made 51 receptions, tied for the fifth-highest total in the conference, for 927 yards, which ranked second in the conference, and 10 touchdowns while helping lead the Gauchos to the Valley of the Sun Bowl. As a freshman at Glendale, he caught four touchdown passes and averaged 25.3 yards per reception with 733 yards on 29 catches in six games. In his senior season at Millennium, he made 26 catches for 688 yards and eight touchdowns while helping the Tigers reach the second round of the state playoffs. He was coached at Glendale by Mickey Bell and at Millennium by Curtis Mays. Wilson selected the Razorbacks over other finalists Tennessee, Arizona and Arizona State.

PERSONAL: Born May 1, 1991, he is the son of Demetrius and Yolanda Wilson. His sister Kenyanna was an eight-time All-American sprinter at LSU and ran the 100 meters for Team USA at the 2011 Pan American Games. He is a sociology major.



Demetrius Wilson

tackles, including 29 for loss with 17 sacks, while helping lead the Wolves to the 5A state championship game. He was named a first-team all-state performer and selected to participate in the Alabama/Mississippi All-Star Game following the season. He missed his entire junior season due to an injury. He was coached at Vigor, where he was teammates with Darius Philon, by Kerry Stevenson. Winston also received interest from South Carolina, Mississippi State, Michigan State and Clemson, among others.

PERSONAL: Born Aug. 24, 1993, he is the son of George McCovery and Victoria Winston. He is a recreation, sport management major and was selected to the SEC Fall Academic Honor Roll in 2013.



Jamichael Winston




JAMICHAEL WINSTON
DEFENSIVE END
 6-5 255 SO-1L
 PRITCHARD, ALABAMA
 VIGOR HS

6

2013: Winston saw action in all 12 games and recorded four tackles, one forced fumble, one interception and one quarterback hurry. He made one interception in his collegiate debut, Arkansas' 34-14 season-opening victory vs. Louisiana. He recorded two tackles and one forced fumble in the 24-3 win vs. Southern Miss. He logged one quarterback hurry in the first SEC game of the season vs. No. 10 Texas A&M. He made one tackle at No. 1 Alabama and at No. 15 LSU.

2012: Winston worked with the UA scout team while redshirting.

HIGH SCHOOL: He was ranked as the 51st-best defensive end in the country by Scout.com, while 247Sports.com ranked him as the 50th-best weakside defensive end in the nation. In his senior season, he made 103



DEATRICH WISE JR.
DEFENSIVE END
 6-6 272 SO-1L
 CARROLLTON, TEXAS
 HEBRON HS

48

2013: Wise played in all 12 games, and totaled 17 tackles, including 3.0 for loss with 2.0 sacks, one fumble recovery and two quarterback hurries. He opened the season with one tackle, including 0.5 sack, and two quarterback hurries in Arkansas' win vs. Louisiana. He made two tackles in the 31-21 victory vs. Samford and the 24-3 win vs. Southern Miss. He made a career-high six tackles, including 0.5 sack, in the SEC opener vs. No. 10 Texas A&M. He registered 1.0 sack and one fumble recovery vs. No. 14 South Carolina. He also recorded one tackle at No. 1 Alabama and vs. No. 8 Auburn. He ended the season with one tackle at Mississippi State and one tackle at No. 15 LSU.

2012: Wise appeared in two games and recorded two tackles, 1.0 for loss with 1.0 sack. He made his collegiate debut in the season-opening 49-24 win vs. Jacksonville State and made two tackles, 1.0 for loss with 1.0 sack for a loss of 21 yards. He also appeared vs. No. 1 Alabama.

HIGH SCHOOL: He committed to the Razorbacks prior to his senior season. He was the 31st-ranked defensive end in the country by Scout.com, the No. 38 weakside defensive end in the nation according to Rivals.com and the 30th-best weakside defensive end in the country by 247Sports.com. He recorded 113 tackles, including 12 for loss with 10 sacks, two forced fumbles, two quarterback hurries and one blocked field goal in 2011 while helping Hebron into the state playoffs. Following his senior campaign, he was named District 8-5A Defensive Player of the Year. In his junior season, he totaled 40 tackles, including seven sacks. He was coached at Hebron by David Brazil. Wise chose the Razorbacks after also receiving offers from Texas A&M, Vanderbilt, Arizona, Purdue and Wake Forest.

PERSONAL: Born July 26, 1994, he is the son of Deatrich and Sheila Wise. His father was drafted in the ninth round of the 1988 NFL Draft by the Seattle Seahawks and also spent time with the New Orleans Saints and the CFL's British Columbia Lions. He is a kinesiology major.



Deatrich Wise Jr.



16

TROY ALLISON

QUARTERBACK

 6-2 180 FR-HS
 MCGREGOR, TEXAS
 MCGREGOR HS

Allison attended McGregor High School in McGregor, Texas, and played under head coach Tim Seward. Born July 12, 1995, he is the son of Paul and Robbie Allison.

53

ANTHONY BROWN

DEFENSIVE END

 6-4 221 FR-HS
 MIAMI, FLORIDA
 MIAMI KILLIAN HS

Brown had a composite score of 76 according to 247Sports.com. He helped Miami Killian to the 2013 District 16-8A championship for the first time since 2008 as the team advanced to the Region 4-8A semifinal round of the state playoffs. He contributed 34 tackles, including 12 for loss with 10 sacks, on a defense that allowed an average of 11.6 points per game and had three shutouts in the 12-game season. Brown also played basketball for the Cougars and only played football his final two seasons. In addition to defensive line, he also was the team's kicker and punter his junior season. He competed in regional chess competitions, earned the Science Achievement Award and volunteered at the Camillus House for the homeless in Miami. He was coached at Miami Killian by Corey Johnson. Brown chose Arkansas after receiving offers from Mississippi State, Michigan State, Cincinnati, South Florida and others. Born May 31, 1994, he is the son of Anthony and Beulah Brown. He is a business economics major.

18

CAMERON COLBERT

ATHLETE

 6-2 190 FR-HS
 LITTLE ROCK, ARKANSAS
 PULASKI ACADEMY

Colbert played three seasons at Pulaski Academy under head coach Kevin Kelley. He collected 888 total receiving yards on 57 catches and tallied 10 total touchdowns. Colbert averaged 35.5 yards per game during his career and 15.6 yards per catch. Born Oct. 4, 1995, he is the son of Robert and Deon Colbert.

45

TYLER COLQUITT

FULLBACK

 5-11 245 FR-HS
 LITTLE ROCK, ARKANSAS
 PULASKI ACADEMY

Colquitt played linebacker and running back four seasons at Pulaski Academy under head coach Kevin Kelley, where he collected 211 solo tackles in 54 games played during his career. Colquitt also added three sacks, four interceptions and caused four fumbles. He was named an Arkansas Democrat-Gazette All-Arkansas selection in 2013. This past season, he recorded 74 unassisted tackles, 29 assisted tackles, three sacks and two interceptions and rushed 38 times for 374 yards (9.47 yards per carry) and seven touchdowns. Born Sept. 26, 1995, he is the son of Eddie and Rhonda Colquitt. He is a business major.

1

JARED CORNELIUS

WIDE RECEIVER

 6-1 200 FR-HS
 SHREVEPORT, LOUISIANA
 EVANGEL CHRISTIAN ACADEMY

Cornelius was a three-star prospect according to ESPN, Rivals.com and Scout.com. Cornelius was ranked as the No. 23 prospect from Louisiana and the No. 89 wide receiver in the nation by Rivals. He was the No. 47 prospect in the state according to 247Sports.com. Cornelius helped Evangel Christian win the District 1-3A championship and advance to the Louisiana Division II state semifinals during his senior season. In 2013, Cornelius had 71 receptions for 1,189 yards and 16 touchdowns. The team achieved winning seasons during Cornelius' career finishing 10-2 in 2013 and 12-3 in 2012. In 2012, he had 90 receptions for 1,585 yards and 18 touchdowns. He was coached at Evangel Christian by Byron Dawson and Phillip Dees. Cornelius chose Arkansas over offers from Missouri, Tennessee, Houston, TCU and San Diego State. He enrolled in January 2014 and participated in spring practices. Born March 27, 1996, he is the son of Thomas Rogers and Sylvia Cornelius.

39

JUAN DAY

RUNNING BACK

 6-2 210 FR-HS
 NORTH LITTLE ROCK, ARKANSAS
 NORTH LITTLE ROCK HS

Day was a three-star prospect according to ESPN, Rivals.com, Scout.com and 247Sports.com. Rivals ranked Day as the No. 3 prospect from Arkansas and the No. 40 running back in the nation. Day had a scouting grade of 85 and was ranked No. 8 in Arkansas and the No. 61 running back in the country by 247Sports. Day was also named to the Hawgs247 all-state team. North Little Rock finished the 2013 season 10-3, won the conference title and advanced to the semifinal round of the Arkansas 7A state playoffs. Day rushed 39 times for 320 yards and had three touchdowns, in addition to catching four passes for 85 yards and one touchdown in three games before sustaining an injury. In 2012, North Little Rock had another winning season of 10-2, including going undefeated in conference play, and made another trip to the state semifinals behind Day's 915 rushing yards and 13 touchdowns. He was coached at North Little Rock by Brad Boling. Day chose Arkansas following his junior season. Born Jan. 17, 1996, he is the son of Roosevelt and Wynola Day. He is a recreation and sport management major.



87

KENDRICK EDWARDS

WIDE RECEIVER

6-6 205 FR-HS
MIAMI, FLORIDA
MIAMI NORLAND HS

Edwards was ranked as the No. 75 wide receiver in the nation by Scout.com. He was a three-star prospect by Scout, ESPN and 247Sports.com. According to 247Sports, Edwards was the No. 92 wide receiver in the country and the No. 94 overall prospect from Florida. As a senior, he made 20 catches for 300 yards and six touchdowns while also playing quarterback in the Vikings' Wing-T offense. In 2012, Miami Norland won eight games, including a four-game win streak that led to the regional semifinals, and he caught 30 passes for 534 yards and 11 touchdowns. As a sophomore, he caught 45 passes for 715 yards and 15 touchdowns for the Vikings' undefeated 5A state champion team. He also played basketball and was an honor roll student while volunteering at Optimist Park and Sun Life Stadium. He was coached by Daryle Heidelberg at Miami Norland, the same high school attended by Arkansas linebackers coach Randy Shannon. Edwards chose Arkansas over offers from Auburn, South Carolina, Louisville, Rutgers and Syracuse. Born Sept. 23, 1994, he is the son of Kendrick Edwards and Unica Holder.

35

DWAYNE EUGENE

LINEBACKER

6-1 236 FR-HS
MARRERO, LOUISIANA
ARCHBISHOP RUMMEL HS

Eugene was a three-star according to ESPN, Rivals.com, Scout.com and 247Sports.com. He received a grade of 86 from Scout and was ranked as the No. 32 prospect from Louisiana and the No. 69 safety prospect in the country by 247Sports. Eugene was a team captain, three-year starter and helped Archbishop Rummel to back-to-back Division I state championships in 2012 and 2013. During his three seasons, the Raiders put together a 36-5 record, including 16-0 in 2012. His senior season, he recorded 73 tackles, five fumble recoveries and two interceptions. As a junior, he collected 94 tackles, three fumble recoveries, three interceptions and scored two touchdowns. In his first season as a starter, he made 74 tackles, four interceptions, three fumble recoveries and scored three touchdowns for a 10-2 season that ended in the quarterfinal round of the state playoffs. Eugene was also a member of the basketball and track and field teams. He volunteered with the Special Olympics and helped special needs children learn to swim working with JoJo's Hope. He was coached at Archbishop Rummel by Jay Roth. Eugene chose Arkansas after receiving offers from Arizona, Tulane, Western Kentucky and South Alabama. Born June 11, 1996, he is the son of Dwayne and Natasha Eugene. He is a business management major.

16

CORNELIUS FLOYD

CORNERBACK

6-1 190 FR-HS
MIAMI, FLORIDA
GULLIVER PREP

Floyd earned a three-star rating as a versatile athlete who excelled at wide receiver and cornerback in high school. Scout.com ranked him as the No. 85 cornerback in the country, while 247Sports.com Composite rankings tabbed him as the 133rd-best wide receiver in the nation. As a senior, he recorded 45 tackles, including 25 solo, and seven interceptions with two of those returned for touchdowns while helping Gulliver Prep advance to the regional semifinal round of the 4A state playoffs. He was named to the all-state academic team and earned first-team all-state honors and first team All-Dade honors. During his junior season he made 40 tackles and two interceptions, scoring a total of four touchdowns, including two on kickoff returns, to help lead the Raiders to the regional finals. He also participated in basketball and track and field. He was coached at Gulliver by Earl Sims. Floyd chose the Razorbacks over Oklahoma, Virginia, Cincinnati, UCF and Pittsburgh. Born Jan. 1, 1995, he is the son of Nelson and Audrey Floyd.

62

JOHNNY GIBSON

OFFENSIVE LINE

6-5 315 FR-HS
DUMAS, ARKANSAS
DUMAS HS

Gibson attended Dumas High School in Dumas, Ark., and played under head coach Mark Courtney. Born Sept. 30, 1995, he is the son of Johnny and Irene Gibson. He is an engineering major.

44

KHALIA HACKETT

LINEBACKER

6-3 231 FR-HS
DOUGLASVILLE, GEORGIA
SOUTH PAULDING HS

Hackett comes to Arkansas after he was given three stars by ESPN, Rivals.com, Scout.com and 247Sports.com. ESPN ranked him as the No. 52 linebacker in the country and the No. 63 overall prospect from Georgia. In 2013, he registered 85 tackles, including four for loss, leading South Paulding to the playoffs for the first time in school history. The Spartans advanced to the second round of the 5A state playoffs and finished with a 10-2 record after consecutive six-win seasons. Throughout his career, he recorded 165 tackles, six for loss, 1.5 sacks and five interceptions. He was coached at South Paulding by Ed Kostner. Hackett chose Arkansas after receiving offers from Georgia Tech, Kentucky, Cincinnati and East Carolina. Born Sept. 29, 1995, he is the son of Stan and Gladys Hackett. He is a pre-physical therapy major.



95

JAKE HALL

DEFENSIVE END

6-5 250 FR-HS
 SPRINGDALE, ARKANSAS
 HAR-BER HS

Hall was a three-star recruit ranked as the No. 6 prospect in Arkansas by ESPN. He was ranked as the seventh-best prospect out of Arkansas and the No. 35 strongside defensive end in the country by 247Sports.com. In 2013, he helped lead Har-Ber to the quarterfinal round of the 7A state playoffs and an 8-4 record by making 67 tackles, including 3.5 sacks, two forced fumbles, two pass breakups and one fumble recovery. He was named to the all-state team and the Outstanding Lineman in 7A-West. As a junior, he collected 50 tackles, including 2.5 for loss, and forced three fumbles as the Wildcats won seven games and advanced to the second round of the state playoffs. He was coached at Har-Ber by Chris Wood. Hall chose Arkansas after receiving offers from Cincinnati and ULM. Born Sept. 26, 1995, he is the son of Jeff and Heather Hall. He is a business major.

71

JACKSON HANNAH

OFFENSIVE LINE

6-2 301 FR-HS
 BENTONVILLE, ARKANSAS
 BENTONVILLE HS

Hannah attended Bentonville High School in Bentonville, Ark., and played under head coach Barry Lunney. Born April 17, 1996, and is the son of Wendy and Todd Hannah. He is a kinesiology major.

41

JOSH HARRIS

LINEBACKER

5-11 200 FR-HS
 PINE BLUFF, ARKANSAS
 WATSON CHAPEL HS

Harris attended Watson Chapel High School in Pine Bluff, Ark., and played under head coach George Shelton. Born Dec. 4, 1995, he is the son of Jackie and Letrece Harris. He is a finance major.

98

COLE HEDLUND

KICKER

5-10 170 FR-HS
 ARGYLE, TEXAS
 ARGYLE HS

Hedlund was a vital part of Argyle's 2013 Texas 3A D2 state championship team. He was named a Parade All-American and first-team All-USA by USA Today. He also won the Chris Sailer Award presented to the National Placekicker of the Year. Hedlund was a three-star prospect according to ESPN, Rivals.com, 247Sports.com and Scout.com. He was ranked as the No. 3 kicker in the country by 247Sports. With Hedlund kicking his way into the record books, Argyle ran through a perfect 16-0 season and the 3A D2 state title in 2013. Hedlund holds the national record with 25 made field goals in a season from his sophomore year and with 56 career made field goals. He made 157 straight PATs, including a perfect 101-for-101 in 2013. As a senior, he was 24-of-30 on field goals with a long of 57 yards and led the country in kick scoring with 168 points. His junior year, he made 7-of-10 field goal attempts for Argyle's 11-2 team that advanced to the third round of the state playoffs. As a sophomore, he was 25-for-30 on field goal attempts, breaking the national record for single-season made field goals, and the Eagles ended their 14-2 season with an appearance in the state championship game. He also played soccer. He was coached at Argyle by Todd Rogers. Hedlund chose the Razorbacks over Texas A&M. Born March 15, 1995, he is the son of John and Julie Hedlund.

31

KEEGAN HELLER

LINEBACKER

6-0 230 FR-HS
 GREENWOOD, ARKANSAS
 GREENWOOD HS

Heller attended Greenwood High School in Greenwood, Ark., and played under head coach Rick Jones.



81

CODY HOLLISTER

WIDE RECEIVER

6-4 208 SO-TR

BEND, OREGON

ARIZONA WESTERN/MOUNTAIN VIEW HS

Hollister was a three-star prospect and ranked as the No. 20 junior college wide receiver in the country by ESPN. He was ranked as the No. 17 junior college prospect in Arizona and the No. 27 junior college wide receiver in the nation by 247Sports.com. In his senior season at Mountain View High School in Bend, Ore., Hollister helped lead the Cougars to the 5A state championship and was named first-team all-state. He caught 12 passes for 146 yards in the state championship game, giving the city of Bend its first state title since 1940, and finished the 2011 season with 64 receptions for 1,038 yards and 15 touchdowns. As a junior, he caught 72 passes for 1,270 yards and 15 touchdowns while helping Mountain View advance to the semifinal round of the state playoffs. Following his prep career, Hollister redshirted as a freshman at Nevada before transferring to Arizona Western College. In 2013, Hollister was a first-team all-conference selection after leading the team with 69 receptions for 934 yards and five touchdowns. He was coached by Tom Monnick at Arizona Western and Steve Turner at Mountain View. Hollister also received scholarship offers from Wyoming and Troy. He was involved with FCA and Athletes for Orphans while in high school in addition to playing basketball and baseball. He enrolled in January 2014 and participated in spring practices. Born Nov. 18, 1993, he is the son of Matt and Jennifer Connolly and Evan and Kathy Hollister.

78

BIJHON JACKSON

DEFENSIVE TACKLE

6-2 334 FR-HS

EL DORADO, ARKANSAS

EL DORADO HS

Jackson was ranked as the No. 1 prospect from Arkansas by ESPN and 247Sports Composite rankings. 247Sports Composite ranked him as the No. 5 defensive tackle in the country, while ESPN tabbed him as the nation's No. 6 defensive tackle and Scout.com ranked him as the No. 4 defensive tackle prospect in the country. He participated in the 2014 US Army All-American Bowl, recording two tackles to help the West to a 28-6 win. He helped lead El Dorado to a 6A state championship and a 13-1 record during his sophomore season as he recorded 47 tackles, including eight for loss and two sacks. During his junior season he recorded 67 tackles, including 12 for loss and six sacks, and earned all-state honors. In 2013, he helped lead El Dorado to another state title, the school's fourth in five years, by recording 61 tackles, including 14 for loss, with one interception. He finished high school with 175 tackles in his career. He was named to the Hawgs247 all-state team for the Class of 2014 and was twice named academic all-conference. He was coached at El Dorado by Scott Reed. Jackson received numerous offers and chose Arkansas over Alabama and Ole Miss. Born Nov. 6, 1995, he is the son of Anthony and Michelle Jackson. He is a mathematics major.

79

CAMERON JEFFERSON

OFFENSIVE LINE

6-6 300 SR-TR

LAS VEGAS, NEVADA

DESERT OASIS HS/UNLV

Jefferson transferred to Arkansas for his final collegiate season after he was a three-year starter at UNLV. Jefferson played most of his Rebel career, which included starting his final 33 games in Las Vegas, at left guard but also has experience at left tackle and right tackle. In 2013, Jefferson was a team captain and honorable mention All-Mountain West selection as he helped lead UNLV to the Heart of Dallas Bowl, the program's first bowl appearance since 2000. The Rebels averaged 411 rushing yards per game, the sixth-highest single-season average in school history, and produced 11 100-yard rushing games. He played all 12 games and started the final seven of his freshman campaign at left guard. He started all 13 games of his sophomore season and showed his versatility with starts at left guard, left tackle and right tackle. Jefferson began his football career as a junior in high school and earned first-team All-Southwest League honors as a senior, helping the Diamondbacks to a 7-3 record and a berth in the state playoffs. He was coached at Desert Oasis by Faron Seibel. Born May 2, 1992, he is the son of Michele and William Jefferson. His father was a standout offensive lineman at Maryland and played in the NFL for the Browns, Raiders and Colts.

36

JACK KRAUS

TIGHT END

6-5 260 FR-HS

BENTONVILLE, ARKANSAS

BENTONVILLE HS

Kraus was given three stars by ESPN, Rivals.com, Scout.com and 247Sports.com. Rivals ranked him as the No. 7 prospect from Arkansas, and ESPN ranked him eighth in Arkansas and the nation's No. 31 tight end. He was also named to the Hawgs247 all-state team for the Class of 2014. Kraus helped lead Bentonville to three straight 7A state championship games. In 2013, he caught 12 passes for 137 yards and two touchdowns while grading at 84 percent blocking and registering 40 knockdown blocks for the state championship team that finished 11-2. Kraus caught 19 passes for 242 yards and three touchdowns and had 72 knockdown blocks during his junior year. He recorded 112 receiving yards, one touchdown and 42 knockdowns during his sophomore year. He led the Tigers to a 36-4 record over his three years. He was an honor-roll student all four years and also played basketball while volunteering with the Boys and Girls Club of Bentonville. He was coached at Bentonville by Barry Lunney Sr. Kraus committed to Arkansas following his junior season. Born May 12, 1995, he is the son of Paul and Christine Kraus. He is a business economics major.

37

GARRETT KRUEGER

DEFENSIVE BACK

5-11 187 FR-HS

ST. LOUIS, MISSOURI

LINDBERG HS

Krueger played on both sides of the ball as a receiver and defensive back for four years at Lindberg high school under head coach Tom Beauchamp. He collected 1730 yards receiving on 92 catches and added 15 touchdowns. On the defensive side of the ball, he amassed 193 total tackles while tallying 11 total interceptions. Born July 5, 1995.



28

JOSH LIDDELL

SAFETY

6-1 205 FR-HS
PINE BLUFF, ARKANSAS
DOLLARWAY SENIOR HS

Liddell was ranked as a three-star prospect by 247Sports.com and ESPN. He was ranked No. 3 overall in Arkansas and as the No. 38 safety in the country by 247Sports. He played on both sides of the ball, seeing action at safety, running back and quarterback. He led Dollarway to an undefeated conference season, the 2-4A title and the semifinal round of the state playoffs playing quarterback in 2013. As a senior, he completed 44-of-58 passes for 1,257 yards and 15 touchdowns while also rushing 112 times for 1,278 yards and 21 touchdowns. Defensively, Liddell tallied 45 tackles, three interceptions and five pass breakups. In his junior season, he made 50 tackles and four interceptions while contributing 1,500 rushing yards, 300 receiving yards and 13 total touchdowns. As a sophomore, he recorded 45 tackles and 12 interceptions in addition to 800 rushing yards and 10 touchdowns. He was coached at Dollarway by Cortez Lee. Liddell chose Arkansas over many offers, including Boise State. Born Feb. 15, 1996, he is the son of James and Vickie Ann Liddell. He is a kinesiology major.

24

RYDER LUCAS

DEFENSIVE BACK

6-1 185 FR-HS
THE WOODLANDS, TEXAS
THE WOODLANDS COLLEGE PARK HS

Lucas attended The Woodlands College Park High School in The Woodlands, Texas, and played under head coach Richard Carson. He collected 83 solo tackles and 95 total tackles during his varsity career. In his three years on the varsity squad, he averaged 3.4 tackles per game and added one sack and three interceptions. Born Aug. 9, 1995, he is the son of Mike and Dana Lucas. He is an animal science major.

31

CONNOR MCPHERSON

RUNNING BACK

5-7 210 FR-HS
THE WOODLANDS, TEXAS
THE WOODLANDS COLLEGE PARK HS

McPherson attended The Woodlands College Park High School and played under head coach Richard Carson. During his three-year career, he gained 1,200 yards as a running back and averaged 6.9 yards per carry on 175 touches. He also added 18 total touchdowns. Born Feb. 26, 1995, he is the son of Brian and Leslie.

19

MARTY MURAD

WIDE RECEIVER

5-9 185 SO-HS
DALLAS, TEXAS
JESUIT COLLEGE PREPATORY HS

Murad attended Jesuit College Preparatory High School in Dallas, Texas, and played under head coach Brandon Hickman. Born April 4, 1994.

9

RAFE PEAVEY

QUARTERBACK

6-2 202 FR-HS
BOLIVAR, MISSOURI
BOLIVAR HS

Peavey, a four-star, was rated as the No. 8 quarterback prospect by Tom Lemming. ESPN ranked him as the No. 4 prospect from Missouri and the No. 10 quarterback in the nation. He earned the No. 10 ranking among pro-style quarterbacks nationally from 247Sports.com, while Rivals.com ranked him as the No. 2 prospect from Missouri and the No. 4 dual-threat quarterback in the country. He participated in the 2014 Under Armour All-America Game, finishing 7-of-11 passing for 71 yards and leading two scoring drives. Peavey led Bolivar to an undefeated regular season during his senior year. Bolivar won 12 consecutive games in 2013, including an 11th straight Central Ozark Conference championship and the Missouri Class 4, District 7 title. Peavey's Liberators were the first team to go 12-0 in school history, and the quarterfinals were the farthest the team advanced in 11 years. In his senior season, he earned first-team all-state honors after he was 127-of-185 passing for 2,294 yards and 16 touchdowns and had 187 carries for 1,557 rushing yards and 27 touchdowns. He had three additional winning seasons at Bolivar, finishing 9-3 his junior year, 9-2 his sophomore year and 8-1 on the freshman team while also rushing 11 times for 121 yards in varsity competition. During his junior and sophomore seasons, he was 191-of-288 passing for 3,696 yards and 38 touchdowns and had 156 carries for 1,040 yards and 26 touchdowns. He was an All-Central Ozarks Conference and all-district selection each of his three years as the starter and was also named the Central Ozarks Conference MVP. He was coached at Bolivar by Lance Roweton. Peavey chose Arkansas after receiving numerous offers, including Auburn, Missouri, Ole Miss and Kentucky. He enrolled in January 2014 and participated in spring practices. Born Dec. 5, 1995, he is the son of Jack and Rachael Peavey.

72

FRANK RAGNOW

OFFENSIVE TACKLE

6-6 292 FR-HS
CHANHASSEN, MINNESOTA
CHANHASSEN HS

Ragnow was given four stars from ESPN, Scout.com and 247Sports.com. He was ranked as the No. 3 prospect from Minnesota by ESPN, 247Sports and Rivals.com. According to 247Sports Composite ranking, Ragnow had a grade of 89 and was the country's 24th-best offensive tackle. He was one of two 2014 Army All-American Bowl nominees from Minnesota and also was invited to the Offense-Defense All-American Bowl following his senior season. During his career at Chanhassen, Ragnow was twice named all-state, all-metro and all-conference. He also played defense and accrued 102 tackles, including 14 sacks, and two fumble recoveries. In his senior year, he helped the Storm to a school-record seven-game win streak from week three to the quarterfinal round of the sectional playoffs. In addition to football, he also played basketball and contested the shot put and discus throw and was a captain on all three teams. In the classroom, he was an honor-roll student. He was coached at Chanhassen by Bill Rosberg. Ragnow chose Arkansas over offers from Minnesota, Florida State, Ohio State, Vanderbilt and Wisconsin. Born May 17, 1997, he is the son of John and Marty Ragnow. He is a business major.



18

SANTOS RAMIREZ

CORNERBACK

6-1 172 FR-HS
SHREVEPORT, LOUISIANA
EVANGEL CHRISTIAN ACADEMY

Ramirez was a three-star prospect according to ESPN, Rivals.com, Scout.com and 247Sports.com. He earned a scouting grade of 88 and ranked as the No. 28 prospect from Louisiana and the No. 49 safety in the nation by 247Sports. Rivals ranked him 26th in Louisiana and the No. 50 cornerback in the country. He was named first-team all-state, first-team all-district and first-team all-city as a senior after he making 88 tackles and 10 interceptions and helping Evangel Christian to a 10-2 record that included an undefeated season in district play. The Eagles won the District 1-3A championship and advanced to the Division II state semifinals. As a junior he made 76 tackles, four interceptions and 10 pass breakups and was a first-team all-state selection. In his sophomore year he recorded 33 tackles and grabbed two interceptions. He also played basketball and ran track in addition to volunteering with the elderly at nursing homes in Shreveport and earning recognition on the Principal's List for his work in the classroom. He was coached at Evangel Christian by Byron Dawson. Ramirez chose Arkansas over offers from LSU, Baylor, Memphis, Southern Miss and Air Force. Born April 22, 1996, he is the son of Lakenyo Louis. He is a kinesiology major.

11

RANDY RAMSEY

LINEBACKER

6-4 222 FR-HS
FT. LAUDERDALE, FLORIDA
DILLARD HS

Ramsey played cornerback, safety, linebacker and defensive end in high school. ESPN, Rivals.com and 247 Composite rated him with three stars. In 2013, he registered 83 tackles, including 34 for loss with 25 sacks, and four forced fumbles to help lead Dillard to eight wins, an undefeated mark in conference play and a spot in the regional semifinal round of the Florida 6A state playoffs. His junior year he helped the Panthers to six wins and the regional quarterfinal round of the state playoffs. He was coached at Dillard by Lorenzo Davis. Ramsey chose Arkansas over offers from Kentucky, North Carolina State, Cincinnati, Rutgers and Illinois. Born Sept. 7, 1995, he is the son of Anna Enewetoks.

17

JOJO ROBINSON

WIDE RECEIVER

6-0 185 FR-HS
MIAMI, FLORIDA
MIAMI NORTHWESTERN HS

Robinson was rated a four-star prospect by ESPN and Scout.com. Touted as one of the best route runners in the 2014 class, he was ranked as the No. 22 athlete in the country and No. 35 prospect in Florida by 247Sports.com Composite ranking. Rivals.com pegged him as the No. 59 receiver in the country and the No. 55 prospect in Florida, while ESPN ranked him No. 145 on the ESPN 300. His junior season he made 35 receptions for 445 yards and three touchdowns and added 161 yards and one touchdown on 29 rushing attempts to help the Bulls to the regional semifinal round of the 6A state playoffs. As a sophomore, he caught 16 passes for 153 yards and one touchdown while rushing 29 times for 98 yards and two touchdowns on an eight-win team. He was coached at Miami Northwestern by Stephen Field. Robinson chose Arkansas over numerous offers including Florida State, LSU, Auburn, TCU and South Florida. Born Feb. 22, 1995, he is the son of Joseph and Patricia Robinson. He is a recreation and sport management major.

82

LUKE ROSSI

WIDE RECEIVER

5-11 186 FR-HS
EDMOND, OKLAHOMA
EDMOND HS

Rossi attended Edmond North High School in Edmond, Okla., and played two seasons under head coach Scott Burger. He recorded 634 yards on 30 catches for seven touchdowns. Rossi averaged 45.3 receiving yards per game and also tallied one rushing touchdown. Born Sept. 11, 1995, he is the son of Paul Rossi.

42

LANE SALING

KICKER

5-8 152 FR-HS
OWASSO, OKLAHOMA
OWASSO HS

Saling Attended Owasso High School in Owasso, Okla., and played under head coach Bill Patterson. Born Jan. 27, 1995, he is the son of Larry and Laura Saling.

15

HENRE' TOLIVER

CORNERBACK

6-1 192 FR-HS
MARRERO, LOUISIANA
ARCHBISHOP RUMMEL HS

Toliver was a four-star with a scout grade of 90 and ranked as the No. 18 prospect from Louisiana and the No. 27 cornerback in the country by 247Sports.com. Rivals.com ranked him as the No. 20 recruit from Louisiana and the nation's 42nd-best cornerback. He was part of the Archbishop Rummel team that claimed back-to-back Division I state championships in 2012 and 2013. He made 10 interceptions in high school, including interceptions to clinch consecutive three-point victories in the quarterfinal and semifinal rounds of the state playoffs as a senior. He made 25 tackles and two interceptions, earning All-District 9-5A honors as a junior. He also played basketball and helped his team advance to the state quarterfinals his junior season. As a sophomore, he recorded 42 tackles with three interceptions. Off the field, he was honor-roll student and volunteered at the local Senior Center. He was coached at Archbishop Rummel by Jay Roth. Toliver chose Arkansas after receiving numerous offers, including Oklahoma, Nebraska, Arizona State, Kentucky and Louisville. Born Oct. 21, 1996, he is the son of Henry and Patricia Toliver.



73

SEBASTIAN TRETOLA

OFFENSIVE TACKLE

6-5 315 JR-TR
SAN BERNARDINO, CALIFORNIA
CAJON HS /IOWA WESTERN CC

Tretola comes to Arkansas from Iowa Western Community College after beginning his collegiate career at Nevada. The San Bernardino, Calif., native was ranked as a four-star by 247Sports.com, the No. 1 junior college prospect in Iowa, the No. 8 junior college offensive tackle in the country and the 29th-best junior college prospect in the nation. He also was ranked 63rd in the Rivals.com junior college top 100. ESPN ranked him as the country's No. 11 junior college offensive tackle. He earned first-team all-conference honors in 2013 after helping the Reivers win the Midwest Football Conference championship and a No. 2 final ranking following a defeat of Butler in the Graphic Edge Bowl. He redshirted as a true freshman at Nevada and saw action in 10 games with four starts in 2012, helping the Wolf Pack to the New Mexico Bowl. He helped lead Cajon High School to a league championship as a junior and was twice a first-team all-league selection, adding first-team all-county honors as a senior. Tretola was coached at Iowa Western by Scott Strohmeier and at Cajon by Kim Battin. Tretola selected Arkansas after receiving multiple scholarship offers from schools including Oklahoma, Florida, Texas Tech, TCU and South Florida. Born May 1, 1992, he is the son of Mary Tretola. He is a kinesiology major.

60

BRIAN WALLACE

OFFENSIVE TACKLE

6-6 315 FR-HS
FLORISSANT, MISSOURI
CHRISTIAN BROTHERS COLLEGE HS

Wallace was a four-star prospect and played in the 2014 US Army All-American Bowl. He was ranked as the top overall prospect in Missouri, the No. 2 offensive tackle in the nation and the 37th-best overall prospect by 247Sports.com. ESPN.com and Rivals.com ranked Wallace as the country's No. 9 offensive tackle and the second-best prospect from Missouri. Rivals pegged him as the No. 96 overall prospect in the country, and he was 126th on the ESPN 300. In 2013, he helped Christian Brothers reach a 9-3 overall record, including an undefeated record in district play, and advance to the third round of the Class 6A state playoffs. He was named first-team all-state and first-team All-Metro Catholic Conference as a senior. He earned first-team all-conference, second-team all-district and second-team all-metro after helping lead the Cadets to an 11-1 record and the quarterfinal round of the state playoffs in his junior season. He also participated in the shot put and discus for the track and field team and volunteered at the Center of Creative Arts at the YMCA. He was coached at Christian Brothers by Scott Pingel. Wallace chose Arkansas after receiving numerous offers including Alabama, Missouri, Georgia, Iowa, Michigan State and Nebraska. Born Feb. 3, 1996, he is the son of Brian and Leslie Wallace. He is a psychology major.

49

ARMON WATTS

DEFENSIVE TACKLE

6-5 288 FR-HS
SAINT LOUIS, MISSOURI
CHRISTIAN BROTHERS COLLEGE HS

Watts was a three-star prospect according to ESPN, Rivals.com, Scout.com and 247Sports.com. He received a scouting grade of 85 from 247Sports and a grade of 78 from ESPN. ESPN ranked him as the No. 10 prospect from Missouri and the No. 61 defensive tackle in the country. Scout ranked him 54th among the nation's defensive tackles. He helped Christian Brothers to a record of 9-3 in 2013, including an undefeated season in district play. Christian Brothers also advanced to the third round of the Class 6A state playoffs as Watts tallied 66 tackles, including 14.5 for loss with five sacks. As a junior, he recorded 57 tackles, including five for loss with four sacks, and one fumble recovery as the Cadets finished 11-1 and advanced to the quarterfinal round of the state playoffs. He also played basketball and soccer. He was coached at Christian Brothers by Scott Pingel. Watts chose Arkansas over numerous offers, including Missouri, Kentucky, Cincinnati and Wisconsin. Born July 22, 1996, he is the son of Dereck Watts and Glenda Williams.

42

JOSH WILLIAMS

LINEBACKER

6-2 240 SO-TR
FORT LAUDERDALE, FLORIDA
DILLARD HS/DODGE CITY CC

Williams transferred to Arkansas for the 2014 season after playing his freshman year at Dodge City Community College. Williams was an honorable mention all-conference performer in 2013 for the Conquistadors. He led Dodge City with 85 tackles, including four tackles for loss and 0.5 sack, and recovered two fumbles. His senior year at Dillard, Williams helped lead the Panthers to the 5A state playoffs while collecting 50 tackles, including 20 tackles for loss and six sacks, from his defensive end position. As a junior playing linebacker and defensive end, he collected 50 tackles, including three sacks. He was coached at Dillard by Lorenzo Davis and at Dodge City by Gary Thomas. Born Oct. 4, 1993, he is the grandson of Mildred Wilcher.

2013 SEASON REVIEW

QB Brandon Allen

In-Season Honors
-CFPA Hon. Mention QB of the Week (Sept. 2)

S Eric Bennett

Preseason Honors
-Athlon All-SEC (Third Team)

RB Alex Collins

In-Season Honors
-SEC Freshman of the Year (Associated Press)
-FWAA Freshman All-American
-Sporting News Freshman All-American
-Athlon Freshman All-American (First Team)
-Phil Steele Freshman All-American (First Team)
-College Football News All-Freshman (First Team)
-Freshman All-American (Bleacher Report)
-247Sports True Freshman All-American (First Team)
-SEC All-Freshman Team
-Phil Steele Midseason All-SEC (Third Team)
-SEC Freshman of the Week (Sept. 16)
-SEC Freshman of the Week (Sept. 9)
-247Sports True Freshman of the Week (Sept. 9)

Preseason Honors

-Athlon All-Freshman (First Team)

SNP Alan D'Appollonio

In-Season Honors
-Burlsworth Trophy Nominee
-SEC Special Teams Player of the Week (Sept. 23)

DE Trey Flowers

In-Season Honors
-Coaches All-SEC (Second Team)
-Phil Steele All-SEC (Third Team)
-Phil Steele Midseason All-SEC (Second Team)
-CFPA Hon. Mention DL of the Week (Oct. 7)
-SEC Defensive Lineman of the Week (Sept. 2)
-CFPA National Def. Lineman of the Week (Sept. 2)

Preseason Honors

-CFPA Defensive Line Trophy Watch List

TE Hunter Henry

In-Season Honors
-Associated Press All-SEC (Second Team)
-Athlon All-SEC (Second Team)
-Phil Steele All-SEC (Second Team)
-College Sports Madness All-SEC (First Team)
-FWAA Freshman All-American
-Sporting News Freshman All-American
-Athlon Freshman All-American (First Team)
-Phil Steele Freshman All-American (First Team)
-College Football News All-Freshman (First Team)
-Bleacher Report Freshman All-American (Hon. Men.)
-247Sports True Freshman All-American (First Team)
-SEC All-Freshman Team
-ESPN SEC All-Underclassmen Team
-Phil Steele Midseason All-SEC (Second Team)
-CFPA Hon. Mention TE of the Week (Dec. 2)
-CFPA Hon. Mention TE of the Week (Oct. 7)
-CFPA National TE of the Week (Sept. 30)
-CFPA Hon. Mention TE of the Week (Sept. 2)

Preseason Honors

-Athlon All-Freshman (Third Team)

WR Javonte Herndon

Preseason Honors
-Senior Bowl Watch List

K/P Zach Hocker

In-Season Honors
-Associated Press All-SEC (Second Team)
-Athlon All-SEC (Second Team)
-Phil Steele All-SEC (Second Team)
-College Sports Madness All-SEC (Third Team)
-East-West Shrine Game
-Phil Steele Midseason All-SEC (First Team)
-CFPA Hon. Mention Specialist of the Week (Nov. 25)
-Media All-SEC (Third Team)
-Phil Steele All-SEC (Third Team)
-Athlon All-SEC (Third Team)
-Lindy's All-SEC (Third Team)
-CFPA Placekicker Trophy Watch List
-College Sports Madness All-SEC (Third Team)

Preseason Honors

-Coaches All-SEC (Third Team)
-Media All-SEC (Third Team)
-Phil Steele All-SEC (Third Team)
-Athlon All-SEC (Third Team)
-Lindy's All-SEC (Third Team)
-CFPA Placekicker Trophy Watch List
-College Sports Madness All-SEC (Third Team)

OT David Hurd

Preseason Honors
-Coaches All-SEC (Third Team)

P Sam Irwin-Hill

In-Season Honors
-Ray Guy Award Candidate
-CFPA Hon. Mention Punter of the Week (Dec. 2)
-CFPA Hon. Mention Punter of the Week (Nov. 11)
-SEC Special Teams Player of the Week (Oct. 14)
-CFPA Hon. Mention Punter of the Week (Oct. 14)

DT Bryan Jones

Preseason Honors
-Athlon All-SEC (Second Team)
-Phil Steele All-SEC (Third Team)
-Senior Bowl Watch List

2013 SEASON NOTES

Underclassmen made 98 starts this season, with true freshmen making 30 starts, redshirt freshmen starting 11 times and sophomores making 57 starts.

Underclassmen accounted for 91.7 percent of Arkansas' total rushing yards, 90.2 percent of total offense, 88.3 percent of total passing yards, 98.5 percent of kickoff return yards, 78.9 percent of all-purpose yards, 58.6 percent of receiving yards, 60.0 percent of touchdowns scored and 50.0 percent of forced fumbles and fumble recoveries.

Arkansas was the only team in the SEC with multiple 100-yard rushing games from a freshman and a freshman with a 100-yard receiving game. Alex Collins rushed for at least 100 yards in four games, and Hunter Henry totaled 109 receiving yards vs. No. 10 Texas A&M.

Arkansas allowed 8.0 sacks in 2013, the lowest single-season total in school history and the second straight year an offensive line coached by Sam Pittman only allowed 8.0 sacks. The previous Arkansas low was 9.0 in 2006.

The Razorbacks led the SEC and ranked 3rd in the NCAA with an average of 0.67 sacks allowed per game and also led the conference and ranked 6th in the nation by allowing one sack every 37.63 pass attempts.

The Razorbacks led the SEC and ranked 4th in the NCAA in tackles for loss allowed with an average of 3.75 per game.

Arkansas led the SEC and tied for 12th in the NCAA with an average of 4.1 penalties per game. UA finished the year with 49 penalties, with only 19 before the snap. Last year, Arkansas committed 72 penalties including 38 pre-snap penalties.

Arkansas ranked 6th in the SEC and 24th in the NCAA in net punting, gaining an average of 39.02 yards per punt.

The Razorbacks rushed for at least 200 yards in seven of 12 games this season. From 2009-12, UA rushed for 200 yards in a game six times in 51 games.

Arkansas averaged 5.28 yards per carry in 2013, the 4th-highest single-season average in school history.

Arkansas tied a school record by facing five teams during the regular season ranked in the top 15 at the time of the game. In 2006 and 2011, UA played a sixth top-15 team in a bowl game.

Alex Collins became the 2nd Razorback freshman, joining Darren McFadden, 10th SEC true freshman and 68th true freshman in NCAA history to rush for 1,000 yards. The Ft. Lauderdale, Fla., native finished his first collegiate season with 1,026 rushing yards.

Alex Collins was the 11th Razorback and first since Knile Davis in 2010 to rush for 1,000 yards in a season. Collins finished the year with 1,026 yards, the 15th-highest single-season total in school history.

Alex Collins and Jonathan Williams became just the 2nd pair of Razorbacks to rush for at least 900 yards in one season. Darren McFadden and Felix Jones were the only previous pair of teammates to each rush for 900 yards in one season, both topping the mark in 2006 and 2007.

Alex Collins' four 100-yard rushing games tied for 2nd in the NCAA among freshmen. Collins was the only freshman in the SEC with multiple 100-yard rushing games. His four 100-yard rushing games also ranked 2nd on the school's freshman list, behind only Darren McFadden's five from 2005.

Alex Collins ranked 2nd in the SEC and 13th in the NCAA with 355 fourth-quarter rushing yards. He also tied for the conference lead and for 19th in the nation with nine rushes of 10 or more yards in the fourth quarter.

Jonathan Williams' average of 6.0 yards per carry ranked 12th on Arkansas' single-season list.

Hunter Henry ranked 3rd among the NCAA's freshmen tight ends with 409 receiving yards. He gained a first down

on 78.6 percent of his receptions, first among SEC tight ends and tied for the 3rd-best percentage overall in the conference, and his average of 14.6 yards per catch ranked 2nd among tight ends in the SEC.

Travis Swanson became the first Razorback to start 50 consecutive games and just the second to start 50 games in a career, joining Jerry Franklin (50, 2008-11).

Kiero Small finished the season with no negative-yard plays among his 40 carries and 19 receptions. He gained a first down or scored a touchdown on 47.5 percent of his rushes.

Brandon Allen's 13 touchdown passes tied for 13th on Arkansas' single-season list.

Chris Smith finished his Arkansas career with 21.5 sacks, which ranks as the 4th-most in school history. Smith also recorded 8.5 sacks during the 2013 season, which ranked 4th in the SEC and tied for 31st nationally. Smith's sack total also tied for the 8th-most in a single season in school history. Smith also tied for 9th in the conference with 11.5 tackles for loss and ranked 2nd in the SEC with 1.23 tackles for loss per game.

Trey Flowers led the team and tied for 4th in the SEC and for 54th nationally with 13.5 tackles for loss in 2013. Flowers also tied for 2nd in the conference with three forced fumbles.

Alan Turner led the team and ranked 7th in the conference with 97 tackles. Turner averaged 8.1 tackles per game, which was the 7th-highest average in the SEC.

Zach Hocker finished his Razorback career as the school's record holder in total points with 354, points scored by a kicker with 354, field goal percentage with a 77.2 percent success rate, PATs made with 171, PAT attempts with 173. Hocker also tied the school record for career field goals made with 61.

Zach Hocker closed his collegiate career ranking 6th in SEC history in PATs made, 7th in PAT attempts, 8th in points scored, tied for 10th in field goals made and 17th in field goal percentage.

Zach Hocker made three field goals in 2013 that rank among the 15 longest in school history. Hocker converted a 54 yarder vs. Mississippi State, which ranks as the 8th-longest in school history. He made a 53 yarder vs. Samford, which was tied for the 9th-longest in school annals. Hocker also made a 51-yard field goal at Ole Miss, which was tied for the 15th-longest in school history.

Zach Hocker recorded a touchback on 34 of his 50 kickoff attempts in 2013 and averaged 63.2 yards per kickoff. Hocker ranks 4th in the conference and 16th nationally in average yards per kickoff, 8th in the conference and 33rd nationally in total touchbacks and 2nd in the SEC and 5th nationally with a touchback percentage of 68 percent.

Dan Skipper blocked a school-record three field goal attempts during the 2013 season. Skipper is the only player in the SEC and one of eight players nationally to have at least three blocked kicks this season. Skipper's three blocked field goals are tied for the 2nd-highest single-season total in SEC history and for the 8th-highest single-season total in NCAA history. Only 22 teams in the country have more blocked kicks, including punts, than Skipper.

Zach Hocker and Sam Irwin-Hill each had punts in 2013 that ranked among the five longest in the country. Irwin-Hill had a 79-yard punt vs. South Carolina, which is the 2nd-longest in the country this season and tied for the 7th-longest punt in school history. Hocker had a 77-yard punt at Rutgers, tied for the 5th-longest in the country and tied for the 13th-longest in school history.

Sam Irwin-Hill averaged 44.3 yard per punt, which ranks 4th in the conference and 14th nationally. Irwin-Hill placed 20 punts inside the 20-yard line, which was the 4th-highest total in the league.

Korliss Marshall gained 422 yards on 19 kickoff returns, the 11th-highest total in the SEC and 3rd-highest in the conference with less than 20 returns.

OG Denver Kirkland

In-Season Honors
-Athlon Freshman All-American (Third Team)
-247Sports True Freshman All-American (Second Team)
-SEC All-Freshman Team
-ESPN SEC All-Underclassmen Team

LB Jarrett Lake

In-Season Honors
-Phil Steele Midseason All-SEC (Third Team)

CB Tevin Mitchell

In-Season Honors
-CFPA Hon. Mention DB of the Week (Sept. 23)

DT Darius Philon

In-Season Honors
-Athlon Freshman All-American (Second Team)
-College Football News All-Freshman (Hon. Mention)
-SEC All-Freshman Team

FB Kiero Small

Preseason Honors
-Doak Walker Award Watch List

DE Chris Smith

In-Season Honors
-Coaches All-SEC (Second Team)
-Athlon All-SEC (Second Team)
-Phil Steele All-SEC (Second Team)
-College Sports Madness All-SEC (Second Team)
-Senior Bowl
-Phil Steele Midseason All-American (Second Team)
-Phil Steele Midseason All-SEC (First Team)
-Hendricks Award Midseason Watch List
-SEC Defensive Lineman of the Week (Sept. 16)
-CFPA Hon. Mention DL of the Week (Sept. 16)

Preseason Honors

-Bednarik Award Watch List
-Bronko Nagurski Trophy Watch List
-Rotary Lombardi Award Watch List
-Ted Hendricks Award Watch List
-Senior Bowl Watch List
-Coaches All-SEC (First Team)
-Media All-SEC (First Team)
-Athlon All-SEC (First Team)
-Lindy's All-SEC (Second Team)
-Birmingham News All-SEC (First Team)
-Sporting News All-SEC
-Phil Steele All-SEC (Second Team)
-CFPA Defensive Line Trophy Watch List
-College Sports Madness All-SEC (Second Team)

OG Dan Skipper

In-Season Honors
-Phil Steele Freshman All-American (Second Team)
-Athlon Freshman All-American (Third Team)
-247Sports True Freshman All-American (First Team)
-College Football News All-Freshman (Hon. Mention)

C Travis Swanson

In-Season Honors
-USA Today All-American (First Team)
-SB Nation All-American (First Team)
-College Sports Madness All-American (Second Team)
-Phil Steele All-American (Fourth Team)
-Sports Illustrated All-American (Hon. Mention)
-Rimington Trophy Finalist
-Associated Press All-SEC (First Team)
-Sporting News All-SEC
-ESPN All-SEC
-Phil Steele All-SEC (First Team)
-College Sports Madness All-SEC (First Team)
-Coaches All-SEC (Second Team)
-Athlon All-SEC (Second Team)
-Senior Bowl
-SEC Community Service Team
-Phil Steele Midseason All-American (Third Team)
-Phil Steele Midseason All-SEC (First Team)

Preseason Honors

-Rimington Trophy Watch List
-Outland Trophy Watch List
-Rotary Lombardi Award Watch List
-Senior Bowl Watch List
-Earl Campbell Tyler Rose Award Watch List
-Athlon All-American (Second Team)
-Lindy's All-American (Second Team)
-Coaches All-SEC (First Team)
-Media All-SEC (First Team)
-Phil Steele All-SEC (First Team)
-Athlon All-SEC (First Team)
-Lindy's All-SEC (First Team)
-Birmingham News All-SEC (First Team)
-College Sports Madness All-SEC (First Team)
-Rimington Trophy Spring Watch List

TE Austin Tate

Preseason Honors
-Birmingham News All-SEC (Second Team)

DT Robert Thomas

In-Season Honors
-CFPA Hon. Mention DL of the Week (Sept. 9)

Preseason Honors

-Senior Bowl Watch List

RB Jonathan Williams

In-Season Honors
-College Football News All-Sophomore (Hon. Mention)

Preseason Honors

-Doak Walker Award Watch List



2013 ARKANSAS FOOTBALL STATISTICS

Date	Opponent	RESULT	Score	Overall	Conference	Time	Attend
Aug 31, 2013	LOUISIANA	W	34-14	1-0	0-0	3:08	69,801
Sep 7, 2013	SAMFORD!	W	31-21	2-0	0-0	2:59	47,358
Sep 14, 2013	SOUTHERN MISS	W	24-3	3-0	0-0	3:10	63,087
Sep 21, 2013	at Rutgers	L	24-28	3-1	0-0	3:23	51,969
Sep 28, 2013	#10 TEXAS A&M*	L	33-45	3-2	0-1	3:15	72,813
Oct 5, 2013	at #18 Florida*	L	10-30	3-3	0-2	3:32	90,043
Oct 12, 2013	#14 SOUTH CAROLINA*	L	7-52	3-4	0-3	3:07	68,302
Oct 19, 2013	at #1 Alabama*	L	0-52	3-5	0-4	3:06	101,821
Nov 2, 2013	#8 AUBURN	L	17-35	3-6	0-5	3:10	68,835
Nov 9, 2013	at OLE MISS*	L	24-34	3-7	0-6	3:17	60,856
Nov 23, 2013	MISSISSIPPI STATE*!	L	17-24 (OT)	3-8	0-7	3:18	45,198
Nov 29, 2013	at #15 LSU*	L	27-31	3-9	0-8	3:33	89,656

! GAME IN LITTLE ROCK, ARK.

* CONFERENCE GAME

TEAM STATISTICS**SCORING**

Points Per Game

AR**OPP****TOTAL OFFENSE**

Average Per Play

Average Per Game

4286

5.5

357.2

4961

6.1

413.4

FIRST DOWNS

Rushing

Passing

Penalty

222

121

90

11

266

127

127

12

KICK RETURNS: #-Yards

PUNT RETURNS: #-Yards

INT RETURNS: #-Yards

FUMBLES-LOST

PENALTIES-Yards

PUNTS-AVG

TIME OF POSSESSION/Game

3RD-DOWN Conversions

4TH-DOWN Conversions

35-740

9-67

8-62

20-12

49-461

53-44.5

30:26

65/156

7/15

12-291

19-250

11-179

12-6

55-421

48-41.9

29:34

66/152

9/14

RUSHING YARDAGE

Rushing Attempts

Average Per Rush

Average Per Game

TDs Rushing

2504

474

5.3

208.7

14

2141

458

4.7

178.4

21

SCORE BY QUARTERS

Arkansas

Opponents

1st

2nd

3rd

4th

OT

Total

76

55

82

35

0

248

79

96

115

72

7

369

PASSING YARDAGE

Comp-Att-Int

Average Per Pass

Average Per Catch

Average Per Game

TDs Passing

1782

150-301-11

5.9

11.9

148.5

15

2820

231-356-8

7.9

12.2

235.0

25



2013 ARKANSAS FOOTBALL STATISTICS



RUSHING	GP-GS	ATT	GAIN	LOSS	NET	AVG	TD	LONG	AVG/G
Alex Collins	12-0	190	1066	40	1026	5.4	4	55	85.5
Jonathan Williams	12-11	150	919	19	900	6.0	4	75	75.0
Kiero Small	12-7	40	151	0	151	3.8	3	19	12.6
Korliss Marshall	8-1	17	147	1	146	8.6	0	32	18.3
Keon Hatcher	10-6	11	140	0	140	12.7	0	50	14.0
Javontee Herndon	12-11	4	60	0	60	15.0	1	42	5.0
Kody Walker	7-0	6	33	1	32	5.3	0	14	4.6
Brandon Allen	11-11	29	99	70	29	1.0	1	14	2.6
Julian Horton	11-5	11	1	22	0	2.2	1	22	2.0
Nate Holmes	4-0	6	22	5	17	2.8	0	8	4.2
Sam Irwin-Hill	12-0	2	12	4	8	4.0	0	12	0.7
Eric Hawkins	9-0	1	4	0	4	4.0	0	4	0.4
AJ Derby	7-1	6	15	13	2	0.3	0	10	0.3
Jeremy Sprinkle	12-2	1	1	0	1	1.0	0	1	0.1
TEAM	8-0	10	0	34	-34	-3.4	0	0	-4.2
Total	12	474	2691	187	2504	5.3	14	75	208.7
Opponents	12	458	2434	293	2141	4.7	21	80	178.4

PASSING	GP-GS	EFFIC	CMP-ATT-INT	PCT	YDS	TD	LNG	AVG/G
Brandon Allen	11-11	109.02	128-258-10	49.6	1552	13	52	141.1
AJ Derby	7-1	97.92	19-36-1	52.8	178	1	18	25.4
J. Williams	12-11	202.13	1-3-0	33.3	21	1	21	1.8
Sam Irwin-Hill	12-0	150.80	1-2-0	50.0	24	0	24	2.0
Brian Buehner	4-0	158.80	1-1-0	100.0	7	0	7	1.8
TEAM	8-0	0.00	0-1-0	0.0	0	0	0	0.0
Total	12	108.70	150-301-11	49.8	1782	15	52	148.5
Opponents	12	150.11	231-356-8	64.9	2820	25	88	235.0

RECEIVING	GP-GS	NO.	YDS	AVG	TD	LONG	AVG/G
Javontee Herndon	12-11	31	437	14.1	4	49	36.4
Hunter Henry	12-7	28	409	14.6	4	52	34.1
Keon Hatcher	10-6	27	346	12.8	2	43	34.6
Kiero Small	12-7	19	128	6.7	1	16	10.7
Julian Horton	11-5	12	141	11.8	1	25	12.8
Alex Collins	12-0	11	63	5.7	0	30	5.2
Jonathan Williams	12-11	7	72	10.3	2	28	6.0
Jeremy Sprinkle	12-2	4	68	17.0	0	44	5.7
D'Arthur Cowan	6-1	4	26	6.5	0	9	4.3
Eric Hawkins	9-0	3	32	10.7	0	12	3.6
Mitchell Loewen	12-8	2	29	14.5	1	24	2.4
Alan D'Appollonio	12-0	1	24	24.0	0	24	2.0
Austin Tate	9-1	1	7	7.0	0	7	0.8
Total	12	150	1782	11.9	15	52	148.5
Opponents	12	231	2820	12.2	25	88	235.0

PUNT RETURNS	NO.	YDS	AVG	TD	LONG
Javontee Herndon	9	67	7.4	0	31
Total	9	67	7.4	0	31
Opponents	19	250	13.2	1	58

INTERCEPTIONS	NO.	YDS	AVG	TD	LONG
Alan Turner	2	24	12.0	0	24
Tevin Mitchel	1	26	26.0	1	26
Eric Bennett	1	12	12.0	0	12
Jared Collins	1	0	0.0	0	0
Trey Flowers	1	0	0.0	0	0
Will Hines	1	0	0.0	0	0
JaMichael Winston	1	0	0.0	0	0
Total	8	62	7.8	1	26
Opponents	11	179	16.3	2	48

KICK RETURNS	NO.	YDS	AVG	TD	LONG
Korliss Marshall	19	422	22.2	0	87
Keon Hatcher	9	198	22.0	0	35
Eric Hawkins	4	90	22.5	0	27
Mitchell Loewen	2	19	9.5	0	14
Kiero Small	1	11	11.0	0	11
Total	35	740	21.1	0	87
Opponents	12	291	24.2	0	52

FUMBLE RETURNS	NO.	YDS	AVG	TD	LONG
Rohan Gaines	1	1	1.0	0	1
Total	1	1	1.0	0	1
Opponents	1	0	0.0	0	0

PUNTING	NO.	YDS	AVG	LONG	TB	FC	I20	50+	BLKD
Sam Irwin-Hill	46	2038	44.3	79	1	8	20	9	0
Zach Hocker	7	320	45.7	77	1	2	1	2	0
Total	53	2358	44.5	79	2	10	21	11	0
Opponents	48	2012	41.9	62	5	19	23	10	0

KICKOFFS	NO.	YDS	AVG	TB	OB	RETN	NET	YDLN
Zach Hocker	50	3161	63.2	34	3			
John Henson	1	65	65.0	0	0			
Total	51	3226	63.3	34	3	24.2	40.9	24
Opponents	69	4327	62.7	33	1	21.1	40.0	24



2013 ARKANSAS FOOTBALL STATISTICS

TOTAL OFFENSE	G	PLAYS	RUSH	PASS	TOTAL	AVG/G
Brandon Allen	11	287	29	1552	1581	143.7
Alex Collins	12	190	1026	0	1026	85.5
Jonathan Williams	12	153	900	21	921	76.8
AJ Derby	7	42	2	178	180	25.7
Kiero Small	12	40	151	0	151	12.6
Korliss Marshall	8	17	146	0	146	18.2
Keon Hatcher	10	11	140	0	140	14.0
Javontee Herndon	12	4	60	0	60	5.0
Sam Irwin-Hill	12	4	8	24	32	2.7
Kody Walker	7	6	32	0	32	4.6
Julian Horton	11	1	22	0	22	2.0
Nate Holmes	4	6	17	0	17	4.2
Brian Buehner	4	1	0	7	7	1.8
Eric Hawkins	9	1	4	0	4	0.4
Jeremy Sprinkle	12	1	1	0	1	0.1
TEAM	8	11	-34	0	-34	-4.2
Total	12	775	2504	1782	4286	357.2
Opponents	12	814	2141	2820	4961	413.4

FG SEQUENCE	ARKANSAS	OPPONENTS
Louisiana	(22), (34), 34	27
Samford	(53)	--
Southern Miss	(42)	(27), 49
Rutgers	(41)	32
Texas A&M	(28), (39)	(39)
Florida	(30)	48, (28)
South Carolina	--	(33)
Alabama	41	(48)
Auburn	(34)	--
Ole Miss	(51), 58	(42), (19)
Mississippi State	(54)	(24), 28, 42
LSU	(20), (28)	(37)

Numbers in parentheses indicate field goal was made.

SCORING	TD	FGS	KICK	RUSH	RCV	PASS	DXP	SAF	POINTS
Zach Hocker	-	13-15	28-28	-	-	-	-	-	67
Jonathan Williams	6	-	-	-	-	-	-	-	36
Javontee Herndon	5	-	-	-	-	-	-	-	30
Kiero Small	4	-	-	-	-	-	-	-	24
Alex Collins	4	-	-	-	-	-	-	-	24
Hunter Henry	4	-	-	-	-	-	-	-	24
Julian Horton	2	-	-	-	-	-	-	-	12
Keon Hatcher	2	-	-	-	-	-	-	-	12
Tevin Mitchel	1	-	-	-	-	-	-	-	6
Mitchell Loewen	1	-	-	-	-	-	-	-	6
Brandon Allen	1	-	-	-	-	0-1	-	-	6
John Henson	-	0-1	1-1	-	-	-	-	-	1
Total	30	13-16	29-29	-	-	0-1	-	-	248
Opponents	49	9-15	48-49	-	-	-	-	-	369

FIELD GOALS	FGM-FGA	PCT	01-19	20-29	30-39	40-49	50-99	LG	BLK
Zach Hocker	13-15	86.7	0-0	4-4	4-4	2-3	3-4	54	1
John Henson	0-1	0.0	0-0	0-0	0-1	0-0	0-0	0	0

ALL PURPOSE	G	RUSH	REC	PR	KOR	IR	TOT	AVG/G
Alex Collins	12	1026	63	0	0	0	1089	90.8
Jonathan Williams	12	900	72	0	0	0	972	81.0
Keon Hatcher	10	140	346	0	198	0	684	68.4
Korliss Marshall	8	146	0	0	422	0	568	71.0
Javontee Herndon	12	60	437	67	0	0	564	47.0
Hunter Henry	12	0	409	0	0	0	409	34.1
Kiero Small	12	151	128	0	11	0	290	24.2
Julian Horton	11	22	141	0	0	0	163	14.8
Eric Hawkins	9	4	32	0	90	0	126	14.0
Jeremy Sprinkle	12	1	68	0	0	0	69	5.8
Mitchell Loewen	12	0	29	0	19	0	48	4.0
Kody Walker	7	32	0	0	0	0	32	4.6
Brandon Allen	11	29	0	0	0	0	29	2.6

ALL PURPOSE	G	RUSH	REC	PR	KOR	IR	TOT	AVG/G
D'Arthur Cowan	6	0	26	0	0	0	26	4.3
Tevin Mitchel	11	0	0	0	0	26	26	2.4
Alan Turner	12	0	0	0	0	24	24	2.0
Alan D'Appolonio	12	0	24	0	0	0	24	2.0
Nate Holmes	4	17	0	0	0	0	17	4.2
Eric Bennett	12	0	0	0	0	12	12	1.0
Sam Irwin-Hill	12	8	0	0	0	0	8	0.7
Austin Tate	9	0	7	0	0	0	7	0.8
AJ Derby	7	2	0	0	0	0	2	0.3
TEAM	8	-34	0	0	0	0	-34	-4.2
Total	12	2504	1782	67	740	62	5155	429.6
Opponents	12	2141	2820	250	291	179	5681	473.4

2013 ARKANSAS FOOTBALL STATISTICS

DEFENSIVE LEADERS	GP-GS	-----TACKLES-----			---SACKS---		---PASS DEF---		---FUMBLES---		BLKD		
		SOLO	AST	TOTAL	TFL-YDS	NO-YARDS	INT-YDS	BRUP	QBH	RCV-YDS	FF	KICK	SAF
27 Alan Turner	12-12	37	60	97	0.5-0	-	2-24	5	1	-	-	-	-
34 Braylon Mitchell	11-8	34	43	77	2.0-16	1.0-14	-	3	2	-	1	-	-
39 Jarrett Lake	11-11	31	46	77	4.0-13	1.0-8	-	3	2	1-0	-	-	-
14 Eric Bennett	12-12	38	35	73	1.0-4	-	1-12	3	-	-	-	-	-
8 Tevin Mitchel	11-10	29	18	47	3.0-9	-	1-26	5	-	-	-	-	-
91 Darius Philon	12-5	22	24	46	9.0-38	3.0-22	-	-	2	-	2	-	-
86 Trey Flowers	11-11	27	17	44	13.5-58	5.0-38	1-0	2	5	-	3	-	-
42 Chris Smith	12-12	22	14	36	11.5-77	8.5-71	-	1	6	1-0	-	-	-
51 Brooks Ellis	12-4	12	21	33	2.0-3	0.5-1	-	1	-	-	-	-	-
26 Rohan Gaines	10-5	19	14	33	1.0-2	-	-	1	2	1-1	-	-	-
54 Byran Jones	12-11	12	20	32	2.5-12	1.0-10	-	-	1	-	-	-	-
98 Robert Thomas	7-7	17	14	31	6.0-22	3.5-16	-	-	-	-	-	-	-
29 Jared Collins	11-2	15	12	27	1.0-1	-	1-0	2	-	-	1	-	-
93 DeMarcus Hodge	11-0	13	14	27	2.5-13	1.0-10	-	-	1	-	-	-	-
47 Martrell Spaight	9-2	14	8	22	1.0-3	1.0-3	-	-	1	-	-	-	-
9 Will Hines	7-6	12	10	22	-	-	1-0	4	-	-	-	-	-
49 Austin Jones	7-5	4	18	22	-	-	-	-	-	1-0	-	-	-
15 Price Holmes	12-1	9	10	19	-	-	-	-	-	-	-	-	-
21 Carroll Washington	11-4	10	8	18	1.0-1	-	-	2	-	-	-	-	-
48 Deatrich Wise Jr.	12-1	6	11	17	3.0-17	2.0-16	-	-	2	1-0	-	-	-
89 Brandon Lewis	12-1	4	9	13	2.5-5	0.5-2	-	1	-	1-0	-	-	-
5 Otha Peters	7-0	6	3	9	-	-	-	2	-	-	-	-	-
1 D.J. Dean	12-2	5	4	9	-	-	-	4	-	-	-	-	-
13 Davyon McKinney	11-0	2	3	5	-	-	-	-	-	-	-	-	-
52 Daunte Carr	10-0	1	3	4	-	-	-	-	-	-	-	-	-
6 JaMichael Winston	12-0	3	1	4	-	-	1-0	-	1	-	1	-	-
94 Taiwan Johnson	3-0	1	3	4	-	-	-	-	-	-	-	-	-
53 Alan D'Appollonio	12-0	1	2	3	-	-	-	-	-	-	-	-	-
7 Tiquention Coleman	11-0	-	2	2	-	-	-	-	-	-	-	-	-
32 Jonathan Williams	12-11	2	-	2	-	-	-	-	-	-	-	-	-
55 Denver Kirkland	12-8	1	-	1	-	-	-	-	-	-	-	-	-
25 Kelvin Fisher Jr.	6-0	-	1	1	-	-	-	-	-	-	-	-	-
74 Brey Cook	12-11	1	-	1	-	-	-	-	-	-	-	-	-
46 Alex Voelzke	10-0	-	1	1	-	-	-	-	-	-	-	-	-
95 Horace Arkadie	4-0	-	1	1	-	-	-	-	-	-	-	-	-
92 Sam Irwin-Hill	12-0	1	-	1	-	-	-	-	-	-	-	-	-
44 Robert Atiga	2-0	-	1	1	-	-	-	-	-	-	-	-	-
38 Jerry Mitchell	8-0	-	1	1	-	-	-	-	-	-	-	-	-
89 Mitchell Loewen	12-8	1	-	1	-	-	-	-	-	-	-	-	-
19 Javontee Herndon	12-11	1	-	1	-	-	-	-	-	-	-	-	-
18 Zach Hocker	12-0	-	1	1	-	-	-	-	-	-	-	-	-
3 Alex Collins	12-0	1	-	1	-	-	-	-	-	-	-	-	-
76 Dan Skipper	12-8	-	-	-	-	-	-	-	-	-	-	3	-
TEAM	8-0	1	-	1	-	-	-	-	-	-	-	-	-
Total	12	415	453	868	67-294	28-211	8-62	39	26	6-1	8	3	-
Opponents	12	350	520	870	45-168	8-75	11-179	37	35	12-0	13	1	-

2013 ARKANSAS FOOTBALL TEAM STATISTICS

-----PUNT RET-----				-----RUSHING-----				-----RECEIVING-----				-----PASSING-----				-----KICK RET-----						
-----PUNT RET-----		TOT																				
DATE	OPPONENT	NO.	YDS	TD	LG	NO.	YDS	TD	LG	CMP-ATT-INT	YDS	TD	LG	NO	YDS	TD	LG	NO	YDS	TD	LG	OFF
8/31	LOUISIANA	51	292	1	75	15	230	3	49	15-23-0	230	3	49	0	0	0	0	0	0	0	0	522
9/7	SAMFORD	53	333	2	55	9	125	2	35	9-17-0	125	2	35	2	50	0	27	1	20	0	16	458
9/14	SOUTHERN MISS	56	258	3	45	6	69	0	18	6-11-1	69	0	18	1	20	0	20	3	14	0	15	327
9/21	at Rutgers	34	101	0	19	16	182	2	24	16-28-0	182	2	24	3	58	0	23	1	2	0	2	283
9/28	TEXAS A&M	30	201	1	38	17	282	3	52	17-36-2	282	3	52	5	125	0	38	0	0	0	0	483
10/5	at Florida	29	111	1	28	17	164	0	31	17-43-1	164	0	31	4	40	0	19	1	-1	0	0	275
10/12	SOUTH CAROLINA	24	218	1	50	4	30	0	20	4-13-1	30	0	20	3	54	0	29	0	0	0	0	248
10/19	at Alabama	39	165	0	13	7	91	0	25	7-25-2	91	0	25	7	129	0	24	0	0	0	0	256
11/2	AUBURN	47	222	1	26	12	124	1	20	12-27-1	124	1	20	1	87	0	87	0	0	0	0	346
11/9	at Ole Miss	34	196	1	30	18	193	2	31	18-32-1	193	2	31	2	38	0	22	1	31	0	31	389
11/23	MISSISSIPPI ST.	43	225	2	25	10	114	0	44	10-17-1	114	0	44	4	82	0	44	1	0	0	0	339
11/29	at LSU	34	182	1	42	19	178	2	43	19-29-1	178	2	43	3	57	0	24	1	1	0	1	360
Total		474	2504	14	75	150	1782	15	52	150-301-11	1782	15	52	35	740	0	87	9	67	0	31	4286
Opponents		458	2141	21	80	231	2820	25	88	231-356-8	2820	25	88	12	291	0	52	19	250	1	58	4961

Games played: 12

Avg per rush: 5.3

Avg per catch: 11.9

Pass efficiency: 108.70

Kick ret avg: 21.1

Punt ret avg: 7.4

All purpose avg/game: 429.6

Total offense avg/gm: 357.2

-----XPTS-----						-----TACKLES-----		-----SACKS-----		-----FUMBLE-----		-----PASS DEFENSE-----				-----BLKD-----		-----PTS-----	
DATE	OPPONENT	SOLO	AST	TOTAL	TFL-YDS	NO-YDS	FF	FR-YDS	INT-YDS	QBH	BRK	KICK	ATT-MAD	RUN	RCV	SAF	PTS		
8/31	LOUISIANA	30	34	64	5.0-34	4.0-30	1	1-0	1-0	6	4	0	4-4	0	0	0	34		
9/7	SAMFORD	20	38	58	6.0-18	2.0-10	0	0-0	0-0	2	2	0	4-4	0	0	0	31		
9/14	SOUTHERN MISS	26	48	74	5.0-28	3.0-22	1	0-0	2-0	5	6	0	3-3	0	0	0	24		
9/21	at Rutgers	33	44	77	5.0-40	5.0-40	1	2-0	1-26	3	7	1	3-3	0	0	0	24		
9/28	TEXAS A&M	38	44	82	4.0-14	1.0-7	0	0-0	0-0	1	4	0	3-3	0	0	0	33		
10/5	at Florida	40	14	54	10.0-32	2.0-14	0	0-0	0-0	1	1	1	1-1	0	0	0	10		
10/12	SOUTH CAROLINA	72	27	99	7.0-28	3.0-19	1	1-0	0-0	2	4	0	1-1	0	0	0	7		
10/19	at Alabama	26	40	66	2.0-5	0.0-0	0	0-0	0-0	2	2	0	0-0	0	0	0	0		
11/2	AUBURN	31	34	65	4.0-13	2.0-10	1	0-0	0-0	0	0	0	2-2	0	0	0	17		
11/9	at Ole Miss	41	38	79	7.0-28	2.0-17	1	0-0	2-12	0	3	0	3-3	0	0	0	24		
11/23	MISSISSIPPI ST.	34	40	74	7.0-20	1.0-10	1	1-1	1-0	3	4	1	2-2	0	0	0	17		
11/29	at LSU	24	52	76	5.0-34	3.0-32	1	1-0	1-24	1	2	0	3-3	0	0	0	27		
Total		415	453	868	67.0-294	28.0-211	8	6-1	8-62	26	39	3	29-29	0	0	0	248		
Opponents		350	520	870	45.0-168	8.0-75	13	12-0	11-179	35	37	1	48-49	0	0	0	369		

-----KICKOFFS-----														-----PUNTING-----					-----FIELD GOALS-----				
DATE	OPPONENT	NO	YDS	AVG	LONG	BLKD	TB	FC	50+	I20	ATT-MADE	LG	BLKD	NO	YDS	AVG	TB	OB					
8/31	LOUISIANA	2	82	41.0	45	0	0	0	0	1	2-3	34	0	6	390	65.0	5	0					
9/7	SAMFORD	3	131	43.7	47	0	0	1	0	0	1-1	53	0	6	405	67.5	5	0					
9/14	SOUTHERN MISS	6	246	41.0	49	0	0	2	0	2	1-1	42	0	5	324	64.8	3	0					
9/21	at Rutgers	9	425	47.2	77	0	1	2	2	4	1-1	41	0	5	310	62.0	2	1					
9/28	TEXAS A&M	3	119	39.7	44	0	0	0	0	0	2-2	39	0	6	390	65.0	4	0					
10/5	at Florida	7	320	45.7	60	0	0	1	2	3	1-1	30	0	3	197	65.7	2	1					
10/12	SOUTH CAROLINA	4	214	53.5	79	0	1	0	2	1	0-0	0	0	2	130	65.0	2	0					
10/19	at Alabama	4	140	35.0	40	0	0	1	0	2	0-1	0	1	1	65	65.0	0	0					
11/2	AUBURN	3	120	40.0	48	0	0	0	0	1	1-1	34	0	3	192	64.0	2	1					
11/9	at Ole Miss	5	240	48.0	58	0	0	1	2	3	1-2	51	0	5	293	58.6	2	0					
11/23	MISSISSIPPI ST.	3	115	38.3	44	0	0	1	0	2	1-1	54	0	4	205	51.2	2	0					
11/29	at LSU	4	206	51.5	65	0	0	1	3	2	2-2	28	0	5	325	65.0	5	0					
Total		53	2358	44.5	79	0	2	10	11	21	13-16	54	1	51	3226	63.3	34	3					
Opponents		48	2012	41.9	62	0	5	19	10	23	9-15	48	3	69	4327	62.7	33	1					

2013 OPPONENT TEAM STATISTICS

PUNT RET-----		RUSHING----- -----				RECEIVING----- -----				PASSING-----				KICK RET-----				
DATE	OPPONENT	TOT																
		NO.	YDS	TD	LG	NO.	YDS	TD	LG	CMP-ATT-INT	YDS	TD	LG	NO	YDS	TD	LG	OFF
8/31	LOUISIANA	32	85	1	17	17	189	1	31	17-31-1	189	1	31	1	18	0	18	274
9/7	SAMFORD	24	112	1	19	20	119	2	18	20-29-0	119	2	18	1	31	0	31	231
9/14	SOUTHERN MISS	31	119	0	14	18	135	0	30	18-34-2	135	0	30	2	34	0	18	254
9/21	at Rutgers	36	54	0	16	22	346	3	42	22-43-1	346	3	42	2	33	0	17	400
9/28	TEXAS A&M	44	262	3	31	23	261	2	49	23-30-0	261	2	49	2	57	0	35	523
10/5	at Florida	41	115	0	15	16	240	3	51	16-22-0	240	3	51	0	0	0	0	355
10/12	SOUTH CAROLINA	54	277	3	33	24	260	4	53	24-35-0	260	4	53	0	0	0	0	537
10/19	at Alabama	37	352	4	80	15	180	3	30	15-24-0	180	3	30	1	32	0	32	532
11/2	AUBURN	46	233	4	28	8	133	1	88	8-9-0	133	1	88	0	0	0	0	366
11/9	at Ole Miss	38	103	1	16	29	428	3	75	29-38-2	428	3	75	2	79	0	52	531
11/23	MISSISSIPPI ST.	37	191	1	25	21	297	2	35	21-32-1	297	2	35	1	7	0	7	488
11/29	at LSU	38	238	3	52	18	232	1	49	18-29-1	232	1	49	0	0	0	0	470
	Opponents	458	2141	21	80	231	2820	25	88	231-356-8	2820	25	88	12	291	0	52	4961
	ARKANSAS	474	2504	14	75	150	1782	15	52	150-301-11	1782	15	52	35	740	0	87	4286

Games played: 12

Avg per rush: 4.7

Avg per catch: 12.2

Pass efficiency: 150.11

Kick ret avg: 24.2

Punt ret avg: 13.2

All purpose avg/game: 473.4

Total offense avg/gm: 413.4

XPTS-----		-----TACKLES-----				-SACKS-		-FUMBLE-		---PASS DEFENSE ---		BLKD -----					
DATE	OPPONENT	SOLO	AST	TOTAL	TFL-YDS	NO-YDS	FF	FR-YDS	INT-YDS	QBH	BRK	KICK	ATT-MAD	RUN	RCV	SAF	PTS
8/31	LOUISIANA	32	56	88	2.0-11	1.0-10	1	1-0	0-0	1	2	0	2-2	0	0	0	14
9/7	SAMFORD	26	60	86	2.0-11	1.0-10	2	2-0	0-0	2	4	0	3-3	0	0	0	21
9/14	SOUTHERN MISS	22	74	96	2.0-5	0.0-0	0	0-0	1-25	2	1	0	0-0	0	0	0	3
9/21	at Rutgers	18	62	80	8.0-28	1.0-9	0	0-0	0-0	0	4	0	4-4	0	0	0	28
9/28	TEXAS ASM	33	26	59	4.0-13	0.0-0	0	0-0	2-34	1	5	0	6-6	0	0	0	45
10/5	at Florida	33	18	51	6.0-26	2.0-18	2	1-0	1-42	7	6	0	3-4	0	0	0	30
10/12	SOUTH CAROLINA	29	16	45	2.0-6	0.0-0	2	2-0	1-21	2	1	0	7-7	0	0	0	52
10/19	at Alabama	33	40	73	4.0-7	1.0-4	1	1-0	2-9	11	5	1	7-7	0	0	0	52
11/2	AUBURN	36	36	72	5.0-19	1.0-12	1	2-0	1-0	2	4	0	5-5	0	0	0	35
11/9	at Ole Miss	31	30	61	4.0-19	0.0-0	0	0-0	1-0	4	3	0	4-4	0	0	0	34
11/23	MISSISSIPPI ST.	26	56	82	2.0-5	0.0-0	2	2-0	1-48	2	0	0	3-3	0	0	0	24
11/29	at LSU	31	46	77	4.0-18	1.0-12	2	1-0	1-0	1	2	0	4-4	0	0	0	31
	Opponents	350	520	870	45.0-168	8.0-75	13	12-0	11-179	35	37	1	48-49	0	0	0	369
	ARKANSAS	415	453	868	67.0-294	28.0-211	8	6-1	8-62	26	39	3	29-29	0	0	0	248

PUNTING														FIELD GOALS							
KICKOFFS					NO	YDS	AVG	LONG	BLKD	TB	FC	50+	I20	ATT-MADE	LG	BLKD	NO	YDS	AVG	TB	OB
8/31	LOUISIANA	5	218	43.6	53	0	0	3	1	1				0-1	0	0	3	195	65.0	3	0
9/7	SAMFORD	8	316	39.5	48	0	0	3	0	4				0-0	0	0	4	259	64.8	2	0
9/14	SOUTHERN MISS	6	246	41.0	62	0	0	1	2	3				1-2	27	0	2	129	64.5	1	0
9/21	at Rutgers	5	224	44.8	50	0	1	3	1	3				0-1	0	1	5	311	62.2	2	0
9/28	TEXAS A&M	4	168	42.0	56	0	1	2	1	3				1-1	39	0	8	514	64.2	3	0
10/5	at Florida	6	222	37.0	48	0	1	3	0	2				1-2	28	1	6	382	63.7	2	0
10/12	SOUTH CAROLINA	1	42	42.0	42	0	0	0	0	0				1-1	33	0	9	545	60.6	5	1
10/19	at Alabama	1	51	51.0	51	0	0	1	1	0				1-1	48	0	6	360	65.0	5	0
11/2	AUBURN	4	178	44.5	53	0	0	1	1	3				0-0	0	0	6	390	65.0	5	0
11/9	at Ole Miss	3	140	46.7	55	0	1	1	2	1				2-2	42	0	7	454	64.9	5	0
11/23	MISSISSIPPI ST.	3	109	36.3	39	0	1	1	0	2				1-3	24	1	4	206	51.5	0	0
11/29	at LSU	2	98	49.0	54	0	0	0	1	1				1-1	37	0	6	380	63.3	3	0
	Opponents	48	2012	41.9	62	0	5	19	10	23				9-15	48	3	69	4327	62.7	33	1
	ARKANSAS	53	2358	44.5	79	0	2	10	11	21				13-16	54	1	51	3226	63.3	34	3

GAME BY GAME STARTERS

OFFENSE

Game	OT	OG	C	OG	OT	QB	RB/WR	TE	WR	WR	WR/FB/RB/TE
Louisiana	Hurd	Cook	Swanson	Smothers	Ollison	B. Allen	Williams	Small	Loewen	Herndon	Horton
Samford	Hurd	Cook	Swanson	Smothers	Ollison	B. Allen	Williams	Small	Loewen	Herndon	Horton
Southern Miss	Hurd	Cook	Swanson	Smothers	Ollison	B. Allen	Williams	Small	Loewen	Herndon	Horton
Rutgers	Hurd	Cook	Swanson	Smothers	Ollison	Derby	Williams	Small	Henry	Herndon	Horton
Texas A&M	Hurd	Kirkland	Swanson	Skipper	Ollison	B. Allen	Williams	Loewen	Henry	Hatcher	Sprinkle
Florida	Hurd	Kirkland	Swanson	Skipper	Cook	B. Allen	Williams	Tate	Henry	Herndon	Hatcher
South Carolina	Hurd	Kirkland	Swanson	Skipper	Cook	B. Allen	Williams	Small	Loewen	Herndon	Sprinkle
Alabama	Hurd	Kirkland	Swanson	Skipper	Cook	B. Allen	Williams	Cowan	Henry	Herndon	Hatcher
Auburn	Hurd	Kirkland	Swanson	Skipper	Cook	B. Allen	Williams	Loewen	Henry	Herndon	Horton
Ole Miss	Hurd	Kirkland	Swanson	Skipper	Cook	B. Allen	Williams	Small	Loewen	Herndon	Hatcher
Mississippi State	Hurd	Kirkland	Swanson	Skipper	Cook	B. Allen	Marshall	Loewen	Henry	Herndon	Hatcher
LSU	Hurd	Kirkland	Swanson	Skipper	Cook	B. Allen	Williams	Small	Henry	Herndon	Hatcher

DEFENSE

Game	DE	DT	DT	DE	WLB	MLB	S/SLB	CB	S	S	CB
Louisiana	Smith	Thomas	B. Jones	Flowers	Lake	A. Jones	Turner	Mitchel	Gaines	Bennett	Hines
Samford	Smith	Thomas	B. Jones	Lewis	Spaight	A. Jones	B. Mitchell	Mitchel	Turner	Bennett	Hines
Southern Miss	Smith	Thomas	B. Jones	Flowers	Lake	A. Jones	B. Mitchell	Mitchel	Turner	Bennett	Hines
Rutgers	Smith	Thomas	B. Jones	Flowers	Lake	A. Jones	B. Mitchell	Mitchel	Turner	Bennett	Hines
Texas A&M	Smith	Thomas	Wise Jr.	Flowers	Lake	B. Mitchell	Turner	Mitchel	Gaines	Bennett	Hines
Florida	Smith	Thomas	B. Jones	Flowers	B. Mitchell	Lake	Spaight	Mitchel	Turner	Bennett	Hines
South Carolina	Smith	Thomas	B. Jones	Flowers	B. Mitchell	Lake	A. Jones	Mitchel	Turner	Bennett	Washington
Alabama	Smith	Philon	B. Jones	Flowers	B. Mitchell	Lake	Gaines	Mitchel	Turner	Bennett	Washington
Auburn	Smith	Philon	B. Jones	Flowers	Lake	Ellis	Gaines	Mitchel	Turner	Bennett	Washington
Ole Miss	Smith	Philon	B. Jones	Flowers	Lake	Ellis	B. Mitchell	Mitchel	Turner	Bennett	Washington
Mississippi State	Smith	Philon	B. Jones	Flowers	Lake	Ellis	Gaines	D.J. Dean	Turner	Bennett	Collins
LSU	Smith	Philon	B. Jones	Flowers	Lake	Ellis	P. Holmes	D.J. Dean	Turner	Bennett	Collins

OFFENSIVE TOUCHDOWN BREAKDOWN

	NO. OF YARDS	NO. OF TD	NO. OF TD DRIVES	POSS. TIME	TD DRIVES	PLAYS	TD DRIVES
0-10	16	0	0	0:01-0:30	3	1	2
11-20	7	1	1	0:31-1:00	0	2	1
21-30	3	1	1	1:01-1:30	0	3	0
31-40	0	0	0	1:31-2:00	1	4	1
41-50	2	2	2	2:01-3:00	8	5	3
51-60	0	2	2	3:01-4:00	4	6	5
61-70	0	5	5	4:01-5:00	7	7	2
71-80	1	12	12	5:01-6:00	2	8	5
81-90	0	6	6	6:01-7:00	3	9	1
91-99	0	0	0	7:01 +	1	10	3
				OT:	0	11+	6

Total Offensive TD: 29

Shortest TD Drive Time: 0:05 (at Rutgers)

Longest TD Drive Time: 7:33 (vs. Southern Miss)

Most Yards on a TD Drive: 89 (vs. Southern Miss)

Fewest Yards on a TD Drive: 13 (vs. Auburn)

Fewest Plays on a TD Drive: 1 (at Rutgers, vs. Louisiana)

Most Plays on a TD Drive: 14 (vs. Samford, vs. Southern Miss)

SPECIAL TEAMS TACKLES

PLAYER	UA	A	TOTAL
Jared Collins	4	1	5
Price Holmes	2	2	4
Davyon McKinney	1	3	4
Daunte Carr	0	3	3
Alan D'Appollonio	1	2	3
Brooks Ellis	1	2	3
Alan Turner	3	0	3
Tiquention Coleman	0	2	2
Martrell Spaight	1	1	2
Robert Atiga	0	1	1
D.J. Dean	0	1	1
Kelvin Fisher Jr.	0	1	1
Zach Hocker	0	1	1
Sam Irwin-Hill	0	1	1
Jarrett Lake	0	1	1
Mitchell Loewen	1	0	1
Jerry Mitchell	0	1	1
Jeremy Sprinkle	1	0	1
Carroll Washington	1	0	1

SEC FOOTBALL 2013

EASTERN DIVISION

	SEC	PCT.	PF	PA	OVERALL	PCT.	PF	PA	HOME	AWAY	NEUTRAL	VS. DIV.	TOP 25	TOP 10	STREAK
(2) Missouri	7-1	.875	283	149	12-2	.857	548	323	6-1	5-0	1-1	5-1	5-2	1-1	Won 1
South Carolina	6-2	.750	253	178	11-2	.846	443	264	7-0	3-2	1-0	4-2	3-1	2-0	Won 6
Georgia	5-3	.625	292	254	8-5	.615	477	377	5-1	2-3	1-1	4-2	2-3	2-2	Lost 1
Vanderbilt	4-4	.500	213	241	9-4	.692	391	320	5-2	3-2	1-0	4-2	1-2	0-0	Won 5
Florida	3-5	.375	159	163	4-8	.333	226	253	3-3	1-4	0-1	2-4	0-5	0-2	Lost 7
Tennessee	2-6	.250	144	245	5-7	.417	286	348	4-3	1-4	0-0	2-4	1-6	1-5	Won 1
Kentucky	0-8	.000	118	291	2-10	.167	246	374	2-5	0-4	0-1	0-6	0-5	0-3	Lost 4

WESTERN DIVISION

	SEC	PCT.	PF	PA	OVERALL	PCT.	PF	PA	HOME	AWAY	NEUTRAL	VS. DIV.	TOP 25	TOP 10	STREAK
(1) (3) Auburn	7-1	.875	287	224	12-2	.857	553	346	8-0	3-1	1-1	5-1	5-2	3-2	Lost 1
(3) Alabama	7-1	.875	305	117	11-2	.846	496	181	7-0	3-1	1-1	5-1	3-2	2-1	Lost 2
LSU	5-3	.625	258	199	10-3	.769	465	286	7-0	1-3	2-0	4-2	3-2	1-2	Won 3
Texas A&M	4-4	.500	307	292	9-4	.692	575	419	6-2	2-2	1-0	3-3	1-4	0-2	Won 1
Mississippi State	3-5	.375	179	237	7-6	.538	360	299	5-2	1-3	1-1	2-4	0-5	0-2	Won 3
Ole Miss	3-5	.375	180	220	8-5	.615	390	308	5-2	2-3	1-0	2-4	1-3	1-3	Won 1
Arkansas	0-8	.000	135	303	3-9	.250	248	369	3-4	0-5	0-0	0-6	0-6	0-3	Lost 9

NOTES: vs. Top 25 – Record vs. teams in Top 25 (AP, USA Today, Harris, BCS) when game was played; Teams listed in alphabetical order unless tie-breaker applicable; (1)– Western Division representative to SEC Championship Game / (2) – Eastern Division Champions / (3) – Western Division Co-Champions

2013 SEC FOOTBALL REVIEW

During the last eight years (2006–13), Southeastern Conference football has experienced success that is unparalleled in its football history and in the history of college football. During this tenure, the SEC's achievements have been demonstrated by:

- Triumphs in BCS bowl games, including the BCS National Championship Game
- Non-conference success in regular season and bowl games
- Defeating highly-ranked non-conference teams
- Success in the polls and rankings
- Individual awards and All-America Teams
- Academic and Community Service Standouts
- Continued accomplishments of former SEC student-athletes in the NFL

SEC IN THE BCS ERA

- The SEC has won seven of the last eight national championships, nine of the 16 BCS National Championships, two runner-up finishes and 23 overall national titles (AP, BCS, FWAA, coaches poll).
- The SEC appeared in 10 of the 16 BCS Championship Games, winning nine.
- Four different SEC schools have won the BCS National Championship since 2006 (Auburn, 2010; Alabama, 2009, 2011, 2012; Florida, 2006 and 2008; LSU, 2007).
- Tennessee (1998) and LSU (2004) have also won the BCS crown. Auburn also appeared in the 2013 BCS Championship Game. A team from the SEC Western Division has advanced to five consecutive national championship games. The Big 12 (Texas and Oklahoma) and the ACC (Miami and Florida State) have each had two schools win titles since 1998.
- Since 2006, more than half of the slots in the BCS National Championship Game have been taken by SEC teams (10 of 18). The Big Ten and the Big 12 have two each, while the ACC and Pac-10 each have one.
- An SEC team has led or tied for the lead at the end of 27 of the last 32 quarters of BCS National Championship Game play.
- Since 2006, an SEC team has been ranked first in the weekly BCS standings in 36 of the 65 weeks, with four different teams holding the top spot. Florida was first for seven weeks, Alabama for 16 weeks, Auburn for three and LSU for 10 weeks, including six of the nine polls this season. The Big Ten has held the top spot for 15 weeks (all Ohio State), the Big 12 for six weeks (Texas and Oklahoma twice, Missouri and Kansas State once) and the Pac-10 four weeks (all Oregon). The ACC (Florida State) held the top spot in the final poll in 2013.



2013 SEC CHAMPIONSHIP GAME

Auburn 59, Missouri 42

Dec. 7, 2013 -- Georgia Dome -- Atlanta, Ga.

Attendance: 75,632

MVP: Tre Mason, Auburn

2013 SEC AWARD WINNERS

Scholar-Athlete of the Year: Aaron Murray, Georgia

Offensive Player of the Year: Tre Mason, Auburn

Defensive Player of the Year: C.J. Mosley, Alabama; and Michael Sam, Missouri

Special Teams Player of the Year: Christian Jones, Alabama

Freshman of the Year: Laquon Treadwell, Ole Miss

Jacobs Blocking Trophy: Jake Matthews, Texas A&M

Coach of the Year: Gus Malzahn, Auburn

- The SEC has had more teams ranked in the BCS standings for the most times than any other conference since 2006. The league has had 13 of its 14 teams ranked at one time or another since 2006.
- Since 2006, the SEC has posted a 10-6 record in BCS bowl games, more wins than any other conference.
- Three of the top nine defensive performances in BCS history have been registered by SEC teams, more than any other conference. Alabama's shutout of LSU in the 2012 BCS National Championship Game was the first shutout in BCS history. Georgia defeated Hawaii, 41-10, in the 2008 Sugar Bowl, and Florida defeated Syracuse, 31-10, in the 1999 Orange Bowl – both are tied for 7th in lowest point total allowed in a BCS game.

SEC VS. OTHER CONFERENCES

- Since 2006, the SEC has posted the highest non-conference winning percentage (regular season & bowls) than any other conference. The league has a 387-86 record, an 81.8 winning percentage. The SEC has won no less than 43 non-conference games (regular season & bowls) during the last eight seasons (2006–2013). This season, the SEC was 54-12 (.818), the highest percentage among FBS conferences.
- Teams from the SEC have posted 48 wins in the last seven years against non-conference Top 25 teams (at time game was played), an average of six wins per season. Ten of the 14 SEC teams have at least one win against a non-conference Top 25 team in the last seven years with LSU (9), Georgia (8), Alabama (7), Florida (5), South Carolina (7) Auburn (3) and Texas A&M (2) leading the way. SEC teams have beaten teams ranked 1-25 since 2006 with the exception of No. 6.

2014 OPPONENTS

AUBURN

Aug. 30 -- Jordan-Hare Stadium
Auburn, Ala.



Location: Auburn, Ala.
Founded: 1886
Enrollment: 25,469
Nickname: Tigers
Colors:: Burnt Orange and Navy
President: Jay George
Athletic Director: Jay Jacobs
Conference: Southeastern
Stadium: Jordan-Hare Stadium (87,451)

Head Coach: Gus Malzahn
Alma Mater: (Henderson State, 1990)
Record at school: 12-2 (second season)
Overall: 21-5 (two seasons)
2013 record: 12-2/7-1/1st West
Lettermen Ret: 53 (26 off./26 def./ 1 spec.)
Starters Ret: 16 (9 off./6 def./ 1 spec.)

SID: Kirk Sampson
Phone: 334-844-9800
Fax: 334-844-9807
Email: sampska@auburn.edu
Press box phone: 334-844-08
Website: auburntigers.com

NORTHERN ILLINOIS

Sept. 20 -- DWRR Stadium
Fayetteville, Ark.



Location: DeKalb, Ill.
Founded: 1895
Enrollment: 25,313
Nickname: Huskies
Colors:: Cardinal and Black
President: Dr. Douglas D. Baker
Athletic Director: Sean Frazier
Conference: Mid-American
Stadium: Huskie Stadium (24,000)

Head Coach: Rod Carey
Alma Mater: Indiana (1993)
Record at school: 12-3 (third season)
Overall: 12-3 (two seasons)
2013 record: 12-2/8-0/1st West
Lettermen Ret: 48
Starters Ret: 9 (3 off./5 def./ 1 spec.)

SID: Donna Turner
Phone: 815-753-9513
Email: donnaturner@niu.edu
Website: niuhuskies.com

GEORGIA

Oct. 18 -- War Memorial Stadium
North Little Rock, Ark.



Location: Athens, Ga.
Founded: 1785
Enrollment: 34,816
Nickname: Bulldogs
Colors:: Red and Black
President: Jere W. Morehead
Athletic Director: Greg McGarity
Conference: Southeastern
Stadium: Sanford Stadium (92,746)

Head Coach: Mark Richt
Alma Mater: Miami (1982)
Record at school: 126-45 (14th season)
Overall: 126-45 (13 seasons)
2013 record: 8-5/5-3/3rd East
Lettermen Ret: 50 (23 off./23 def./ 4 spec.)
Starters Ret: 26 (6 off./8 def./ 1 spec.)

SID: Claude Felton
Phone: 706-542-1621
Email: cfelton@sports.uga.edu
Website: georgiadogs.com

LSU

Nov. 15 -- DWRR Stadium
Fayetteville, Ark.



Location: Baton Rouge, La.
Founded: 1860
Enrollment: 30,000
Nickname: Tigers
Colors:: Forest Green and White with Gold accents
Chancellor: F. King Alexander
Athletic Director: Joe Alleva
Conference: Southeastern
Stadium: Tiger Stadium (92,400)

Head Coach: Les Miles
Alma Mater: Michigan (1976)
Record at school: 95-24 (10th season)
Overall: 123-45 (13 seasons)
2013 record: 10-3/5-3/3rd West
Lettermen Ret: 43 (18 off./22 def./ 3 spec.)
Starters Ret: 16 (6 off./7 def./ 3 spec.)

SID: Michael Bonnette
Phone: 225-578-8226
Email: mbonnet@lsu.edu
Website: lsusports.net

NICHOLLS

Sept. 6 -- DWRR Stadium
Fayetteville, Ark.



Location: Thibodaux, La.
Founded: 1948
Enrollment: 6,540
Nickname: Colonels
Colors:: Red and Gray
President: Bruce T. Murphy
Athletic Director: Rob Bernardi
Conference: Southland
Stadium: Guidry Stadium (10,500)

Head Coach: Charlie Stubbs
Alma Mater: (BYU, 1980)
Record at school: 10-35 (fifth season)
Overall: 10-35 (four seasons)
2013 record: 4-8/1-6/7th
Lettermen Ret: 44 (24 off./18x def./ 2 spec.)
Starters Ret: 12 (5 off./5 def./ 2 spec.)

SID: Jamie Bustos
Phone: 985-448-4281
Fax: 985-448-4814
Email: jamie.bustos@nicholls.edu
Press box phone: 985-448-4845
Website: geauxcolonels.com

TEXAS A&M

Sept. 27 -- AT&T Stadium
Arlington, Texas



Location: College Station, Texas
Founded: 1876
Enrollment: 56,256
Nickname: Aggies
Colors:: Maroon and White
Interim President: Dr. Charles Hussey
Athletic Director: Eric Hyman
Conference: Southeastern
Stadium: Kyle Field (106,410)

Head Coach: Kevin Sumlin
Alma Mater: Purdue (1988)
Record at school: 20-6 (third season)
Overall: 55-23 (six seasons)
2013 record: 9-4/4-4/4th West
Lettermen Ret: 54 (22 off./ 25 def./ 7 spec.)
Starters Ret: 16 (5 off./9 def./ 2 kickers)

SID: Alan Cannon
Phone: 979-777-4200
Email: acannon@athletics.tamu.edu
Website: aggjeathletics.com

ALABAMA-BIRMINGHAM

Oct. 25 -- DWRR Stadium
Fayetteville, Ark.



Location: Birmingham, Ala.
Founded: 1969
Enrollment: 18,568
Nickname: Blazers
Colors:: Forest Green and White with Gold accents
President: Ray L. Watts
Athletic Director: Brian Mackin
Conference: USA
Stadium: Legion Field (71,594)

Head Coach: Bill Clark
Alma Mater: Jacksonville State (XX)
Record at school: 0-0 (1st season)
Overall: 11-4 (1 seasons)
2013 record: 2-10/1-7/T-5th East
Lettermen Ret: 47 (20 off./24 def./ 3 spec.)
Starters Ret: 19 (8 off./8 def./3 spec.)

SID: Norm Reilly
Phone: 205-934-0722
Email: nreilly@uab.edu
Website: uabsports.com

OLE MISS

Nov. 22 -- DWRR Stadium
Fayetteville, Ark.



Location: Oxford, Miss.
Founded: 1848
Enrollment: 22,286
Nickname: Rebels
Colors:: Cardinal Red and Navy Blue
Chancellor: Daniel W. Jones
Athletic Director: Ross Bjork
Conference: Southeastern
Stadium: Vaught-Hemingway Stadium (60,580)

Head Coach: Hugh Freeze
Alma Mater: So. Miss (1992)
Record at school: 15-11 (3rd season)
Overall: 45-18 (five seasons)
2013 record: 8-5/3-5/6th West
Lettermen Ret: 60 (27 off./30 def./ 3 spec.)
Starters Ret: 16 (6 off./9 def./ 1 spec.)

SID: Kyle Campbell
Phone: 662-915-7522
Email: kyle@olemiss.edu
Website: olemisssports.com

TEXAS TECH

Sept. 13 -- Jones AT&T Stadium
Lubbock, Texas



Location: Lubbock, Texas
Founded: 1923
Enrollment: 33,111
Nickname: Red Raiders
Colors:: Scarlett and Black
President: Duane Nellis
Athletic Director: Kirby Hocutt
Conference: Big 12
Stadium: Jones AT&T Stadium (60,454)

Head Coach: Kliff Kingsbury
Alma Mater: (Texas Tech, 2002)
Record at school: 8-5 (second season)
Overall: 8-5 (one season)
2013 record: 8-5/4-5/6th
Lettermen Ret: 73
Starters Ret: 13 (8 off./5 def.)

SID: Blayne Beal
Phone: 806-834-3345
Email: blayne.beal@ttu.edu
Website: texastech.com

ALABAMA

Oct. 11 -- DWRR Stadium
Fayetteville, Ark.



Location: Tuscaloosa, Ala.
Founded: 1831
Enrollment: 34,852
Nickname: Crimson Tide
Colors:: Crimson and White
President: Dr. Judy L. Bonner
Athletic Director: Bill Battle
Conference: Southeastern
Stadium: Bryant-Denny Stadium (101,821)

Head Coach: Nick Saban
Alma Mater: Kent State (1973)
Record at school: 74-15 (seventh season)
Overall: 165-57-1 (18 seasons)
2013 record: 11-2/7-1/T-1st West
Lettermen Ret: 51 (25 off./24x def./2 spec.)
Starters Ret: 13 (7 off./5 def./ 1 spec.)

SID: Jeff Purinton
Phone: 205-578-8226
Email: jpurinton@ia.ua.edu
Website: rolltide.com

MISSISSIPPI STATE

Nov. 1 -- Davis Wade Stadium
Starkville, Miss.



Location: Starkville, Miss.
Founded: 1878
Enrollment: 20,365
Nickname: Bulldogs
Colors:: Maroon and White
President: Dr. Mark Keenum
Athletic Director: Scott Stricklin
Conference: Southeastern
Stadium: Davis Wade Stadium (61,337)

Head Coach: Dan Mullen
Alma Mater: Ursinus College (1994)
Record at school: 36-28 (sixth season)
Overall: 36-28 (five seasons)
2013 record: 7-6/3-5/5th West
Lettermen Ret: 54 (28 off./23 def./ 3 spec.)
Starters Ret: 18 (8 off./9 def./ 1 spec.)

SID: Bill Martin
Phone: 662-325-2800
Email: bmartin@athletics.msstate.edu
Website: hailstate.com

MISSOURI

No. 29 -- Faurot Stadium
Columbia, Mo.



Location: Columbia, Mo.
Founded: 1839
Enrollment: 34,616
Nickname: Tigers
Colors:: Black and MU Gold
Interim President: R. Bowen Loftin
Athletic Director: Mike Alden
Conference: Southeastern
Stadium: Faurot Field (67,124)

Head Coach: Gary Pinkel
Alma Mater: Kent State (1973)
Record at school: 102-63 (14th season)
Overall: 175-100-3 (23 seasons)
2013 record: 12-2/7-1/1st East
Lettermen Ret: 40 (18 off./20 def./2 spec.)
Starters Ret: 11 (4 off./5 def./2 kickers)

SID: Chad Moller
Phone: 314-882-0712
Email: moller@missouri.edu
Website: mutigers.com

UA VERSUS 2014 OPPONENTS

AUBURN

Auburn leads series 12-10-1

DATE	UA/OPP	SITE	RESULT
Dec. 27, 1984	NR/11	Memphis, Tenn.	L, 15-21
Oct. 31, 1992	-/-	Auburn, Ala.	T, 24-24
Oct. 30, 1993	-/-	Fayetteville, Ark.	L, 21-31
Oct. 29, 1994	NR/4	Auburn, Ala.	L, 14-31
Oct. 28, 1995	NR/11	Little Rock, Ark.	W, 30-28
Nov. 2, 1996	-/-	Auburn, Ala.	L, 7-28
Oct. 25, 1997	NR/11	Fayetteville, Ark.	L, 21-26
Oct. 31, 1998	14/NR	Auburn, Ala.	W, 24-21
Oct. 30, 1999	-/-	Fayetteville, Ark.	W, 34-10
Oct. 28, 2000	NR/25	Auburn, Ala.	L, 19-21
Oct. 27, 2001	NR/17	Fayetteville, Ark.	W, 42-17
Oct. 12, 2002	NR/24	Auburn, Ala.	W, 38-17
Oct. 11, 2003	7/NR	Fayetteville, Ark.	L, 3-10
Oct. 16, 2004	NR/4	Auburn, Ala.	L, 20-38
Oct. 15, 2005	NR/21	Fayetteville, Ark.	L, 17-34
Oct. 7, 2006	NR/2	Auburn, Ala.	W, 27-10
Oct. 13, 2007	NR/22	Fayetteville, Ark.	L, 7-9
Oct. 11, 2008	NR/20	Auburn, Ala.	W, 25-22
Oct. 10, 2009	NR/17	Fayetteville, Ark.	W, 44-23
Oct. 16, 2010	12/7	Auburn, Ala.	L, 43-65
Oct. 8, 2011	10/15	Fayetteville, Ark.	W, 38-14
Oct. 6, 2012	-/-	Auburn, Ala.	W, 24-7
Nov. 2	0/8	Fayetteville, Ark.	L, 17-35

NICHOLLS STATE

First Meeting

TEXAS TECH

Arkansas leads series 28-7

DATE	UA/OPP	SITE	RESULT
Nov. 23, 1957	-/-	Little Rock, Ark.	W, 47-26
Nov. 22, 1958	-/-	Lubbock, Texas	W, 14-8
Nov. 21, 1959	13/-	Little Rock, Ark.	W, 27-8
Nov. 19, 1960	7/-	Lubbock, Texas	W, 34-6
Nov. 25, 1961	9/-	Little Rock, Ark.	W, 28-0
Nov. 24, 1962	7/-	Lubbock, Texas	W, 34-0
Nov. 23, 1963	-/-	Fayetteville, Ark.	W, 27-0
Nov. 21, 1964	3/-	Lubbock, Texas	W, 17-0
Nov. 20, 1965	2/9	Fayetteville, Ark.	W, 42-24
Nov. 19, 1966	6/-	Lubbock, Texas	L, 16-21
Nov. 25, 1967	-/-	Little Rock, Ark.	L, 27-31
Nov. 23, 1968	9/-	Lubbock, Texas	W, 42-7
Nov. 27, 1969	2/-	Little Rock, Ark.	W, 33-0
Nov. 21, 1970	6/19	Lubbock, Texas	W, 24-10
Nov. 20, 1971	17/-	Fayetteville, Ark.	W, 15-0
Nov. 25, 1972	-/20	Lubbock, Texas	W, 24-14
Nov. 24, 1973	-/12	Little Rock, Ark.	L, 17-24
Nov. 23, 1974	-/-	Lubbock, Texas	W, 21-13
Nov. 22, 1975	19/-	Fayetteville, Ark.	W, 31-14
Nov. 27, 1976	-/9	Little Rock, Ark.	L, 7-30
Nov. 24, 1977	6/-	Lubbock, Texas	W, 17-14
Dec. 2, 1978	8/-	Fayetteville, Ark.	W, 49-7
Oct. 13, 1979	8/-	Lubbock, Texas	W, 20-6
Nov. 29, 1980	-/-	Little Rock, Ark.	W, 22-16
Oct. 10, 1981	-/-	Lubbock, Texas	W, 26-14
Oct. 9, 1982	9/-	Fayetteville, Ark.	W, 21-3
Nov. 26, 1983	-/-	Lubbock, Texas	W, 16-13
Oct. 13, 1984	-/-	Little Rock, Ark.	W, 24-0
Oct. 12, 1985	6/-	Lubbock, Texas	W, 30-7
Oct. 11, 1986	8/-	Fayetteville, Ark.	L, 7-17
Oct. 10, 1987	20/-	Lubbock, Texas	W, 31-0
Oct. 8, 1988	20/-	Little Rock, Ark.	W, 31-10
Oct. 14, 1989	7/-	Lubbock, Texas	W, 45-13
Oct. 13, 1990	-/-	Fayetteville, Ark.	L, 44-49
Nov. 9, 1991	-/-	Lubbock, Texas	L, 21-38

NORTHERN ILLINOIS

Arkansas leads series 1-0

DATE	UA/OPP	Site	Result
Nov. 12, 1994	-/-	Fayetteville, Ark.	W, 30-27

TEXAS A&M

Arkansas leads series 41-26-3

DATE	UA/OPP	SITE	RESULT
Oct. 31, 1903	-/-	Arlington, Texas	L, 0-6
Oct. 29, 1910	-/-	Fayetteville, Ark.	W, 5-0
Oct. 18, 1912	-/-	Dallas, Texas	L, 0-27
Oct. 15, 1927	-/-	College Station, Texas	L, 6-40
Oct. 29, 1928	-/-	Fayetteville, Ark.	W, 27-12
Oct. 26, 1929	-/-	College Station, Texas	W, 14-13
Oct. 25, 1930	-/-	Little Rock, Ark.	W, 13-0
Nov. 3, 1934	-/-	College Station, Texas	T, 7-7
Nov. 2, 1935	-/-	Little Rock, Ark.	W, 14-7
Oct. 31, 1936	-/-	College Station, Texas	W, 18-0
Oct. 30, 1937	20/NR	Fayetteville, Ark.	W, 26-13
Oct. 29, 1938	-/-	College Station, Texas	L, 7-13
Nov. 4, 1939	NR/5	Fayetteville, Ark.	L, 0-27
Nov. 2, 1940	NR/5	College Station, Texas	L, 0-17
Nov. 1, 1941	NR/5	Little Rock, Ark.	L, 0-7
Oct. 31, 1942	-/-	College Station, Texas	L, 0-41
Oct. 30, 1943	NR/19	Fayetteville, Ark.	L, 0-13
Nov. 4, 1944	-/-	College Station, Texas	W, 7-6
Nov. 3, 1945	-/-	Fayetteville, Ark.	L, 0-34
Nov. 2, 1946	-/-	College Station, Texas	W, 7-0
Nov. 1, 1947	-/-	Fayetteville, Ark.	T, 21-21
Oct. 30, 1948	-/-	College Station, Texas	W, 28-6
Oct. 29, 1949	-/-	Fayetteville, Ark.	W, 27-6
Nov. 4, 1950	-/-	College Station, Texas	L, 13-42
Nov. 3, 1951	NR/18	Fayetteville, Ark.	W, 33-21
Nov. 1, 1952	-/-	College Station, Texas	L, 12-31
Oct. 31, 1953	-/-	Little Rock, Ark.	W, 41-14
Oct. 30, 1954	4/NR	College Station, Texas	W, 14-7
Oct. 29, 1955	NR/11	Fayetteville, Ark.	T, 7-7
Nov. 3, 1956	-/-	College Station, Texas	L, 0-27
Nov. 2, 1957	11/1	Fayetteville, Ark.	L, 6-7
Nov. 1, 1958	-/-	College Station, Texas	W, 21-8
Oct. 31, 1959	17/NR	Fayetteville, Ark.	W, 12-7
Oct. 29, 1960	12/NR	College Station, Texas	W, 7-3
Nov. 4, 1961	22/NR	Fayetteville, Ark.	W, 15-8
Nov. 3, 1962	8/NR	College Station, Texas	W, 17-7
Nov. 2, 1963	11/NR	Little Rock, Ark.	W, 21-7
Oct. 31, 1964	4/NR	College Station, Texas	W, 17-0
Oct. 30, 1965	2/NR	Little Rock, Ark.	W, 31-0
Oct. 29, 1966	9/21	College Station, Texas	W, 34-0
Nov. 4, 1967	-/-	Fayetteville, Ark.	L, 21-33
Nov. 2, 1968	17/NR	College Station, Texas	W, 25-22
Nov. 1, 1969	4/NR	Fayetteville, Ark.	W, 35-13
Oct. 31, 1970	8/NR	College Station, Texas	W, 45-6
Oct. 30, 1971	8/NR	Little Rock, Ark.	L, 9-17
Nov. 4, 1972	20/NR	College Station, Texas	L, 7-10
Nov. 3, 1973	-/-	Fayetteville, Ark.	W, 14-10
Nov. 2, 1974	NR/8	College Station, Texas	L, 10-20
Dec. 6, 1975	18/2	Little Rock, Ark.	W, 31-6
Nov. 13, 1976	13/16	Little Rock, Ark.	L, 10-30
Nov. 12, 1977	8/11	College Station, Texas	W, 26-20
Nov. 18, 1978	13/NR	Little Rock, Ark.	W, 26-7
Nov. 17, 1979	8/NR	College Station, Texas	W, 22-10
Nov. 15, 1980	-/-	Fayetteville, Ark.	W, 27-24
Nov. 14, 1981	16/NR	College Station, Texas	W, 10-7
Nov. 13, 1982	10/NR	Little Rock, Ark.	W, 35-0
Nov. 12, 1983	-/-	College Station, Texas	L, 23-36
Nov. 17, 1984	-/-	Fayetteville, Ark.	W, 28-0
Nov. 16, 1985	9/NR	College Station, Texas	L, 6-10
Nov. 15, 1986	17/7	Little Rock, Ark.	W, 14-10
Nov. 14, 1987	20/19	College Station, Texas	L, 0-14
Nov. 12, 1988	11/NR	Fayetteville, Ark.	W, 25-20

Nov. 24, 1989	9/14	College Station, Texas	W, 23-22
Nov. 17, 1990	-/-	Fayetteville, Ark.	L, 16-20
Nov. 16, 1991	NR/13	College Station, Texas	L, 3-13
Oct. 3, 2009	-/-	Arlington, Texas	W, 47-19
Oct. 9, 2010	11/NR	Arlington, Texas	W, 24-17
Oct. 1, 2011	18/14	Arlington, Texas	W, 42-38
Sept. 29, 2012	-/-	College Station, Texas	L, 10-58
Sept. 28, 2014	-/10	Fayetteville, Ark.	L, 33-45

ALABAMA

Alabama leads series 16-8

DATE	UA/OPP	SITE	RESULT
Jan. 1, 1961	9/1	New Orleans, La.	L, 3-10
Jan. 1, 1980	6/2	New Orleans, La.	L, 9-24
Sept. 19, 1992	NR/9	Little Rock, Ark.	L, 11-38
Sept. 18, 1993	NR/2	Tuscaloosa, Ala.	W, 3-43@
Sept. 17, 1994	NR/12	Fayetteville, Ark.	L, 6-13
Sept. 16, 1995	NR/13	Tuscaloosa, Ala.	W, 20-19
Sept. 21, 1996	NR/13	Little Rock, Ark.	L, 7-17
Sept. 20, 1997	NR/11	Tuscaloosa, Ala.	W, 17-16
Sept. 26, 1998	NR/22	Fayetteville, Ark.	W, 42-6
Sept. 25, 1999	14/NR	Tuscaloosa, Ala.	L, 28-35
Sept. 23, 2000	-/-	Fayetteville, Ark.	W, 28-21
Sept. 22, 2001	-/-	Tuscaloosa, Ala.	L, 10-31
Sept. 28, 2002	-/-	Fayetteville, Ark.	L, 12-3
Sept. 27, 2003	9/NR	Tuscaloosa, Ala.	W, 34-31 (2 OT)
Sept. 25, 2004	-/-	Fayetteville, Ark.	W, 27-10
Sept. 24, 2005	-/-	Tuscaloosa, Ala.	L, 13-24^
Sept. 23, 2006	NR/22	Fayetteville, Ark.	W, 24-23 (2 OT)
Sept. 15, 2007	16/NR	Tuscaloosa, Ala.	L, 38-41^
Sept. 20, 2008	NR/9	Fayetteville, Ark.	L, 14-49
Sept. 26, 2009	NR/3	Tuscaloosa, Ala.	L, 7-35
Sept. 25, 2010	10/1	Fayetteville, Ark.	L, 20-24
Sept. 24, 2011	14/3	Tuscaloosa, Ala.	L, 14-38
Sept. 15, 2012	NR/1	Fayetteville, Ark.	L, 0-52
Oct. 19, 2014	NR/1	Tuscaloosa, Ala.	0-52

@Arkansas victory by NCAA-imposed forfeit

^Win vacated due to NCAA Committee on Infractions penalty

GEORGIA

Georgia leads series 9-4

DATE	UA/OPP	SITE	RESULT
Jan. 1, 1969	9/4	New Orleans, La.	W, 16-2
Jan. 1, 1976	18/19	Dallas, Texas	W, 31-30
Dec. 29, 1987	-/15	Memphis, Tenn.	L, 17-20
Dec. 29, 1991	-/24	Shreveport, La.	L, 15-24
Oct. 3, 1992	-/16	Fayetteville, Ark.	L, 3-27
Oct. 2, 1993	-/-	Athens, Ga.	W, 20-10
Sept. 30, 2000	-/25	Fayetteville, Ark.	L, 7-38
Sept. 20, 2001	-/-	Athens, Ga.	L, 23-24
Dec. 7, 2002	22/4	Atlanta, Ga.	L, 3-30
Oct. 23, 2004	-/6	Fayetteville, Ark.	L, 14-20
Oct. 22, 2005	-/4	Athens, Ga.	L, 20-23
Sept. 19, 2009	-/23	Fayetteville, Ark.	L, 41-52
Sept. 18, 2010	12/-	Athens, Ga.	W, 31-24

ALABAMA-BIRMINGHAM

First Meeting



UA VERSUS 2014 OPPONENTS

MISSISSIPPI STATE

Arkansas leads series 15-8-1

DATE	UA/OPP	SITE	RESULT
Nov. 25, 1916	-/-	Memphis, Tenn.	L, 20-7
Sept. 30, 1939	-/-	Memphis, Tenn.	L, 19-0
Nov. 7, 1992	NR/19	Starkville, Miss.	L, 3-10
Nov. 6, 1993	-/-	Little Rock, Ark.	T, 13-13
Nov. 5, 1994	NR/24	Starkville, Miss.	L, 7-17
Nov. 4, 1995	-/-	Little Rock, Ark.	W, 26-21 (OT)
Nov. 23, 1996	-/-	Starkville, Miss.	W, 16-13
Nov. 22, 1997	NR/14	Fayetteville, Ark.	W, 17-7
Nov. 21, 1998	9/NR	Starkville, Miss.	L, 21-22
Nov. 20, 1999	22/12	Little Rock, Ark.	W, 14-9
Nov. 18, 2000	NR/13	Starkville, Miss.	W, 17-10 (OT)
Nov. 17, 2001	-/-	Fayetteville, Ark.	W, 24-21
Nov. 23, 2002	-/-	Starkville, Miss.	W, 26-19
Nov. 22, 2003	-/-	Fayetteville, Ark.	W, 52-6
Nov. 20, 2004	-/-	Starkville, Miss.	W, 24-21
Nov. 10, 2005	-/-	Little Rock, Ark.	W, 34-10
Nov. 18, 2006	5/NR	Starkville, Miss.	W, 28-14
Nov. 17, 2007	-/-	Little Rock, Ark.	W, 45-31
Nov. 22, 2008	-/-	Starkville, Miss.	L, 28-31
Nov. 21, 2009	-/-	Little Rock, Ark.	W, 42-21
Nov. 20, 2010	13/22	Starkville, Miss.	W 38-31 (2OT)
Nov. 19, 2011	6/NR	Little Rock, Ark.	W, 44-17
Nov. 17, 2012	-/-	Starkville, Miss.	L, 14-45
Nov. 23, 2014	-/0	Little Rock, Ark.	L, 17-24

LSU

LSU leads series 37-20-2

DATE	UA/OPP	SITE	RESULT
Nov. 22, 1901	-/-	Baton Rouge, La.	L, 0-15
Nov. 30, 1906	-/-	Baton Rouge, La.	T, 6-6
Nov. 9, 1907	-/-	Little Rock, Ark.	L, 12-17
Nov. 26, 1908	-/-	Little Rock, Ark.	L, 4-36
Nov. 13, 1909	-/-	Memphis, Tenn.	W, 16-0
Nov. 24, 1910	-/-	Little Rock, Ark.	W, 51-0
Nov. 23, 1911	-/-	Little Rock, Ark.	W, 11-0
Nov. 9, 1912	-/-	Little Rock, Ark.	L, 6-7
Nov. 8, 1913	-/-	Shreveport, La.	L, 7-12
Nov. 7, 1914	-/-	Shreveport, La.	W, 20-12
Nov. 6, 1915	-/-	Shreveport, La.	L, 7-13
Nov. 4, 1916	-/-	Shreveport, La.	L, 7-17
Nov. 3, 1917	-/-	Shreveport, La.	W, 14-0
Oct. 25, 1919	-/-	Shreveport, La.	L, 0-20
Nov. 6, 1920	-/-	Shreveport, La.	L, 0-3
Nov. 5, 1921	-/-	Shreveport, La.	L, 7-10
Oct. 28, 1922	-/-	Shreveport, La.	W, 40-6
Oct. 27, 1923	-/-	Shreveport, La.	W, 26-13
Nov. 1, 1924	-/-	Shreveport, La.	W, 10-7
Oct. 31, 1925	-/-	Shreveport, La.	W, 12-0
Nov. 6, 1926	-/-	Shreveport, La.	L, 0-14
Oct. 29, 1927	-/-	Shreveport, La.	W, 28-0
Nov. 3, 1928	-/-	Shreveport, La.	W, 7-0
Nov. 2, 1929	-/-	Shreveport, La.	W, 32-0
Nov. 1, 1930	-/-	Shreveport, La.	L, 12-27
Oct. 24, 1931	-/-	Shreveport, La.	L, 6-13
Oct. 22, 1932	-/-	Shreveport, La.	L, 0-14
Oct. 21, 1933	-/-	Shreveport, La.	L, 0-20
Oct. 20, 1934	-/-	Shreveport, La.	L, 0-16
Oct. 19, 1935	-/-	Shreveport, La.	L, 7-13
Oct. 24, 1936	NR/13	Shreveport, La.	L, 7-19
Jan. 1, 1947	16/8	Dallas, Texas	T, 0-0
Nov. 21, 1953	-/-	Little Rock, Ark.	L, 8-9
Nov. 20, 1954	9/NR	Shreveport, La.	L, 6-7
Nov. 19, 1955	-/-	Little Rock, Ark.	L, 7-13
Nov. 24, 1956	-/-	Shreveport, La.	L, 7-21
Jan. 1, 1966	2/15	Dallas, Texas	L, 7-14
Nov. 27, 1992	-/-	Fayetteville, Ark.	W, 30-6
Nov. 27, 1993	-/-	Baton Rouge, La.	W, 42-24

Nov. 26, 1994	-/-	Little Rock, Ark.	L, 12-30
Nov. 18, 1995	14/NR	Baton Rouge, La.	L, 0-28
Nov. 29, 1996	NR/19	Little Rock, Ark.	L, 7-17
Nov. 28, 1997	NR/17	Baton Rouge, La.	L, 21-31
Nov. 27, 1998	13/NR	Little Rock, Ark.	W, 41-14
Nov. 26, 1999	17/NR	Baton Rouge, La.	L, 10-35
Nov. 24, 2000	NR/24	Little Rock, Ark.	W, 14-3
Nov. 23, 2001	24/NR	Baton Rouge, La.	L, 38-41
Nov. 29 2002	NR/18	Little Rock, Ark.	W, 21-20
Nov. 28, 2003	NR/3	Baton Rouge, La.	L, 24-55
Nov. 26, 2004	NR/12	Little Rock, Ark.	L, 14-43
Nov. 19 2005	NR/3	Baton Rouge, La.	L, 17-19
Nov. 24, 2006	5/9	Little Rock, Ark.	L, 26-31
Nov. 23, 2007	NR/1	Baton Rouge, La.	W, 50-48 (3OT)
Nov. 28, 2008	-/-	Little Rock, Ark.	W, 31-30
Nov. 28, 2009	-/-	Baton Rouge, La.	L, 30-33 (OT)
Nov. 27, 2010	12/6	Little Rock, Ark.	W, 31-23
Nov. 25, 2011	3/1	Baton Rouge, La.	L, 17-41
Nov. 23, 2012	NR/8	Fayetteville, Ark.	L, 13-20
Nov. 29, 2014	NR/15	Baton Rouge, La.	L, 27-31

OLE MISS

Arkansas leads series 32-27-1

DATE	UA/OPP	SITE	RESULT
Oct. 10, 1908	-/-	Fayetteville, Ark.	W, 33-0
Nov. 15, 1913	-/-	Little Rock, Ark.	L, 10-21
Nov. 14, 1914	-/-	Little Rock, Ark.	W, 1-0
Oct. 25, 1924	-/-	Little Rock, Ark.	W, 20-0
Oct. 2, 1926	-/-	Fayetteville, Ark.	W, 21-6
Sept. 29, 1928	-/-	Oxford, Miss.	L, 0-25
Nov. 13, 1937	20/NR	Memphis, Tenn.	W, 32-6
Nov. 16, 1938	-/-	Memphis, Tenn.	L, 14-20
Oct. 26, 1940	-/-	Memphis, Tenn.	W, 21-20
Nov. 22, 1941	-/-	Memphis, Tenn.	L, 0-18
Oct. 24, 1942	-/-	Memphis, Tenn.	W, 7-6
Oct. 28, 1944	-/-	Memphis, Tenn.	W, 26-18
Oct. 27, 1945	-/-	Memphis, Tenn.	W, 19-0
Oct. 26, 1946	-/-	Memphis, Tenn.	L, 7-9
Oct. 25, 1947	-/-	Memphis, Tenn.	W, 19-14
Oct. 25, 1952	-/-	Little Rock, Ark.	L, 7-34
Oct. 24, 1953	-/-	Memphis, Tenn.	L, 0-28
Oct. 23, 1954	7/5	Little Rock, Ark.	W, 6-0
Oct. 22, 1955	-/-	Oxford, Miss.	L, 7-17
Oct. 27, 1956	-/-	Little Rock, Ark.	W, 14-0
Oct. 26, 1957	NR/6	Memphis, Tenn.	W, 12-6
Oct. 25, 1958	NR/6	Little Rock, Ark.	L, 12-14
Oct. 24, 1959	10/4	Memphis, Tenn.	L, 0-28
Oct. 22, 1960	14/2	Little Rock, Ark.	L, 7-10
Sept. 23, 1961	12/9	Jackson, Miss.	L, 0-16
Jan. 1, 1963	6/3	New Orleans, La.	L, 13-17
Jan. 1, 1970	3/13	New Orleans, La.	L, 22-27
Sept. 26, 1981	-/-	Jackson, Miss.	W, 27-13
Sept. 25, 1982	9/NR	Little Rock, Ark.	W, 14-12
Sept. 24, 1983	-/-	Jackson, Miss.	L, 10-13
Sept. 15, 1984	-/-	Little Rock, Ark.	T, 14-14
Sept. 14, 1985	14/NR	Jackson, Miss.	W, 24-19
Sept. 13, 1986	18/NR	Little Rock, Ark.	W, 21-0
Sept. 12, 1987	13/NR	Jackson, Miss.	W, 31-10
Sept. 17, 1988	-/-	Little Rock, Ark.	W, 21-3
Sept. 23, 1989	8/NR	Jackson, Miss.	W, 24-7
Sept. 22, 1990	13/NR	Little Rock, Ark.	L, 17-21
Sept. 28, 1991	-/-	Jackson, Miss.	L, 17-24
Oct. 17, 1992	-/-	Little Rock, Ark.	L, 3-17
Oct. 16, 1993	-/-	Jackson, Miss.	L, 0-19
Oct. 15, 1994	-/-	Fayetteville, Ark.	W, 31-7
Oct. 14, 1995	-/-	Memphis, Tenn.	W, 13-6
Nov. 9, 1996	-/-	Fayetteville, Ark.	W, 13-7
Nov. 6, 1997	-/-	Oxford, Miss.	L, 9-19
Nov. 7, 1998	11/NR	Fayetteville, Ark.	W, 34-0
Nov. 6, 1999	NR/23	Oxford, Miss.	L, 16-38

Nov. 4, 2000	-/-	Fayetteville, Ark.	L, 24-38
Nov. 3, 2001	-/-	Oxford, Miss.	W, 58-56 (7OT)
Oct. 26, 2002	-/-	Fayetteville, Ark.	W, 48-28
Oct. 25, 2003	21/NR	Oxford, Miss.	L, 7-19
Nov. 13, 2004	-/-	Fayetteville, Ark.	W, 35-3
Nov. 12, 2005	-/-	Oxford, Miss.	W, 28-17
Oct. 21, 2006	15/NR	Fayetteville, Ark.	W, 38-3
Oct. 20, 2007	-/-	Oxford, Miss.	W, 44-8
Oct. 25, 2008	-/-	Fayetteville, Ark.	L, 21-23
Oct. 24, 2009	-/-	Oxford, Miss.	L, 17-30
Oct. 23, 2010	21/NR	Fayetteville, Ark.	W, 38-24
Oct. 22, 2011	10/NR	Oxford, Miss.	W, 29-24
Oct. 27, 2012	-/-	Little Rock, Ark.	L, 27-30
Nov. 9, 2014	-/-	Oxford, Miss.	L, 24-34

MISSOURI

Missouri leads series 3-2

DATE	UA/OPP	SITE	RESULT
Nov. 10, 1906	-/-	Columbia, Mo.	L, 0-11
Sept. 23, 1944	-/-	Columbia, Mo.	W, 7-6
Sept. 28, 1963	8/-	Little Rock, Ark.	L, 6-7
Dec. 31, 2003	-/-	Shreveport, La.	W, 27-14
Jan. 1, 2008	25/7	Dallas, Texas	L, 7-38



UA VERSUS ALL OPPONENTS

FIRST LAST						FIRST LAST						FIRST LAST					
OPPONENT	W	L	T	MEETING	MEETING	OPPONENT	W	L	T	MEETING	MEETING	OPPONENT	W	L	T	MEETING	MEETING
Abilene Christian	1	0	0	1948	1948	Hendrix College	15	0	2	1911	1933	Ouachita College	6	2	1	1897	1923
Air Force	1	0	0	1975	1975	Houston	12	6	0	1952	1991	Pacific	1	0	0	1988	1988
ALABAMA	8	16	0	1961*	2014	Iowa	0	1	0	1925	1925	Phillips College	4	0	1	1920	1925
ALABAMA-BIRMINGHAM	0	0	0	2014		Iowa State	1	0	0	1973	1973	Pierce City College	1	2	0	1900	1902
Arkansas A&M	1	0	0	1944	1944	Jacksonville State	1	0	0	2012	2012	Pittsburg (Kan.) State	4	0	0	1908	1936
Arizona State	2	0	0	1951	1985*	Joplin (Mo.) High	1	0	1	1899	1901	Rhodes College	1	0	0	1928	1928
AUBURN	10	12	1	1984*	2014	Kansas	0	2	0	1905	1906	Rice	35	29	3	1919	1991
Austin College	2	0	0	1913	1927	Kansas City Medics	1	1	0	1901	1905	Rutgers	0	2	0	2012	2013
Barksdale Field	1	0	0	1945	1945	Kansas State	2	3	0	1910	2011*	Saint Louis	1	2	1	1907	1915
Baylor	35	33	2	1904	1991	Kentucky	3	4	0	1998	2012	Samford	1	0	0	2013	
Boise State	2	0	0	2000	2002	Kingfisher College	1	0	0	1902	1902	Santa Clara	0	2	0	1938	1951
California	1	0	0	1971	1971	Louisiana	5	0	0	1991	2013	SOUTH CAROLINA	13	9	0	1992	2013
Camp Pike	0	1	0	1918	1918	ULM	9	1	0	1996	2012	South Florida	1	0	0	2002	2002
Centenary	3	1	2	1926	1933*	Little Rock (Ark.) High	0	1	0	1901	1901	Southeast Missouri State	2	0	0	1906	2006
Central Arkansas	2	0	0	1923	1926	Louisiana Tech	3	0	0	1901	1997	Southern California	1	4	0	1972	2006
Central Florida	1	0	0	2001	2001	LSU	20	37	2	1901	2013	Southern Methodist	37	31	5	1920	1999
Central Missouri State	1	0	0	1917	1917	Memphis	2	3	0	1992	1998	SOUTHERN MISS	1	0	0	2013	
Central Oklahoma State	1	0	0	1937	1937	Miami (Fla.)	0	3	0	1987	1991	Stanford	0	1	0	1970	1970
Chattanooga	1	0	0	2007	2007	Michigan	0	1	0	1998*	1998*	State College of Missouri	0	2	0	1902	1903
Chicago	0	0	1	1931	1931	Middle Tennessee	1	0	0	1999	1999	Tahlequah Seminary	1	0	0	1902	1902
Chillico College	1	1	0	1905	1906	Minnesota	0	1	0	2002*	2002*	Tennessee	4	13	0	1907	2011
The Citadel	0	1	0	1992	1992	MISSISSIPPI (OLE MISS)	32	27	1	1908	2014	Tennessee Tech	1	0	0	2010	2010
College of the Ozarks	8	0	0	1927	1935	MISSISSIPPI STATE	15	8	1	1916	2014	Texas	21	56	0	1894	2008
Colorado State	3	0	0	1974	1990	MISSOURI	2	3	0	1906	2014*	TEXAS A&M	41	26	3	1903	2014
Dallas Medics	0	1	0	1904	1904	Missouri State	7	0	0	1911	2011	Texas Christian (TCU)	43	23	2	1920	1991
Detroit	2	0	0	1941	1942	Missouri-Rolla	15	4	0	1902	1943	UTEP	2	0	0	1989	2010
Drury College	13	5	2	1896	1923	Monticello Navy	0	1	0	1943	1943	Texas Southwestern	2	0	1	1910	1912
Duke	0	1	0	1960*	1960*	Navy	2	0	0	1982	1984	TEXAS TECH	28	7	0	1957	2014
East Carolina	1	0	0	2009*	2009*	Nebraska	1	0	0	1964*	1964*	Transylvania (Ky.)	0	1	0	1905	1905
East Central Oklahoma	4	0	0	1929	1941	Neosho (Mo.) High	1	0	0	1902	1902	Troy	4	0	0	2002	2011
East Texas State	1	0	0	1948	1948	New Mexico	3	0	0	1983	2011	Tulane	3	0	0	1906	1980*
Eastern Michigan	1	0	0	2009	2009	New Mexico State	5	0	0	1977	2004	Tulsa	54	15	2	1899	2012
Fairmont College	2	0	0	1904	1909	NICHOLLS STATE	0	0	0	2014		UCLA	0	1	1	1978*	1988*
Florida	1	9	0	1982*	2013	Northeastern (Okla.) State	1	0	0	1924	1924	UNLV	1	1	0	2000*	2001
Florida International	1	0	0	2007	2007	Norman Navy	0	1	0	1944	1944	Utah State	3	0	0	1975	2006
Fordham	0	1	0	1940	1940	North Carolina	0	2	0	1981*	1995*	Vanderbilt	7	2	0	1949	2011
Ft. Scott (Kan.) High	2	2	0	1898	1904	Northern Illinois	1	0	0	1994	1994	Villanova	0	1	0	1939	1939
Ft. Smith (Ark.) High	8	0	0	1894	1904	North Texas	9	0	0	1947	2007	Washington (Mo.)	4	1	0	1905	1912
George Washington	0	1	1	1936	1937	Northwestern	1	0	0	1981	1981	Webb City (Mo.) High	1	0	0	1900	1900
GEORGIA	4	9	0	1968*	2014	Northwestern (La.) State	3	0	0	1946	1961	Weber State	1	0	0	2001	2001
Georgia Tech	1	1	0	1954*	1959*	Ohio State	0	1	0	2010*	2010*	Western Illinois	1	0	0	2008	2008
Hardin-Simmons	3	0	0	1956	1962	Oklahoma	4	9	1	1899	2001*	Wichita State	6	0	0	1904	1980
Haskell College	1	0	1	1907	1908	Oklahoma Baptist	2	1	0	1925	1933	William & Mary	1	2	0	1947*	1949
Hawai'i	1	0	0	1987	1987	Oklahoma Mines	1	0	0	1916	1916	Wisconsin	0	2	0	1912	2006
Henderson State	6	0	0	1908	1929	Oklahoma State	30	15	1	1912	1980						

SEC CHAMPIONSHIP



2014 SOUTHEASTERN CONFERENCE CHAMPIONSHIP GAME

The SEC's Western and Eastern Division winners meet in Atlanta's Georgia Dome to battle for the league championship and the right to represent the conference in the Bowl Championship Series.

The 23rd annual title game is set for Dec. 6 and will be nationally televised by CBS Sports.

The game is a result of conference expansion, which saw Arkansas and South Carolina become the first members added in SEC history in 1992. Under NCAA regulations, a conference with 12 members may play a 12th football game to determine its champion, provided the regular season is played in divisions.

The participants of the game are determined each year during the eight-game regular-season conference schedule as the teams with the best overall SEC winning percentage in each division.

CHAMPIONSHIP GAME QUICK FACTS

Date:	Dec. 6, 2014
Site:	Georgia Dome; Atlanta, Ga.
Capacity:	71,500
TV:	CBS Sports

ARKANSAS IN THE SEC CHAMPIONSHIP GAME

2006: Florida 38, Arkansas 28 – Florida scored a touchdown with nine minutes left in the game and held on for the 38-28 victory over Arkansas.

Down 17-7 at the half, Arkansas took a 21-17 third-quarter lead on a two-yard reception by Felix Jones and a 40-yard interception return by Antwain Robinson. Arkansas could have had a chance to build on the lead, but the Gators recovered a fumbled punt in the end zone to move back in front 24-21 with 3:47 left in the third period. Percy Harvin, who scored on a 37-yard pass from Chris Leak in the second quarter, scored

on a 67-yard run early in the fourth to put Florida up 31-21.

Jones scored his second touchdown on a 29-yard pass from Cedric Washington to cut the margin to three.

Darren McFadden finished with 73 yards on 15 carries and Jones 57 on 13. Casey Dick was 10-of-22 passing for 148 yards with a touchdown and two interceptions.

Harvin had 105 yards on six carries for Florida, which went on to win the national title at 13-1, while Leak was 16-of-30 for 189 yards with a touchdown and two interceptions.

2002: Georgia 30, Arkansas 3 – Georgia scored on its first five possessions for a 23-0 halftime lead and posted a 30-3 victory. Georgia claimed the SEC title just 75 miles from its Athens campus.

Musa Smith rushed for 106 yards and two touchdowns. David Greene threw for 237 yards and a score, earning the game's MVP award. Terrence Edwards had seven catches for 92 yards, becoming the SEC's career leader in receiving yards.

Arkansas had won six in a row to earn its second trip to the league championship game.

The Razorbacks had a punt blocked by Decory Bryant on their first possession and Thomas Davis scooped up the loose ball and ran to the Arkansas 2-yard line.

On Georgia's next possession, Smith, who scored after the blocked punt, finished off the drive with a 17-yard scoring run. Georgia's next three possessions ended with field goals by Billy Bennett, who connected from 29, 42 and 39 yards to provide the halftime margin.

Arkansas led the SEC in rushing offense with an average of 243 yards per game but managed just 65 against Georgia. Fred Talley, a 1,000-yard rusher, was held to 51 yards on 17 carries while Matt Jones managed



only 12 yards on nine carries. Jones completed 9-of-17 passes for 60 yards.

1995: Florida 34, Arkansas 3 – A prime-time (ABC) television audience and a sell-out crowd (71,325) in the Georgia Dome saw Florida post a 34-3 victory.

Florida out-gained Arkansas by only 97 yards, 396-299, but the Gators committed no turnovers while Arkansas lost the ball four times.

Arkansas got on the scoreboard first when Todd Latourette kicked a 36-yard field goal with 7:26 left in the first quarter. The Razorbacks were dealt some bad news on that drive, however. Sophomore running back Madre Hill, who finished third in the conference in rushing, was lost for the game with a knee injury.



Arkansas made its most recent appearance in the SEC title game in 2006 where defensive end Antwain Robinson returned an interception 40 yards for a touchdown against Florida.

THE SOUTHEASTERN CONFERENCE

SEC ANNOUNCES AGREEMENTS WITH NINE POSTSEASON BOWL GAMES

The Southeastern Conference announced today agreements with nine postseason bowls and a new process for the assignment of SEC member schools to bowl games, beginning with the 2014 season and extending for six years.

The new SEC bowl process coincides with the beginning of the new College Football Playoff that follows the 2014 college football season. The SEC will also participate in the Allstate Sugar Bowl and the Discover Orange Bowl (in selected years).

"We are pleased to have established a lineup of premier bowl games that will give our student-athletes a wonderful post-season experience and our fans the opportunity to travel to venues in the geographical footprint of the conference," said SEC Commissioner Mike Slive.

Under the new SEC bowl system, the Capital One Bowl in Orlando (vs. Big Ten/ACC), a long-time SEC bowl, will have the first selection of available SEC teams after any conference schools have qualified for the College Football Playoff, the Allstate Sugar Bowl or the Discover Orange Bowl.

Following the Capital One Bowl, there will be a pool of six bowls comprised of renewals with the Outback Bowl in Tampa (vs. Big Ten), Franklin American Mortgage Music City Bowl in Nashville (vs. ACC/Big Ten), TaxSlayer.com Gator Bowl in Jacksonville (vs. ACC/Big Ten) and AutoZone Liberty Bowl in Memphis (vs. Big 12), as well as new agreements with the Texas Bowl in Houston (vs. Big 12) and Belk Bowl in Charlotte (vs. ACC).

In consultation with SEC member institutions, as well as these six bowls, the conference will make the assignments for the bowl games in this newly created pool system.

"This bowl process gives us the best opportunity to address several issues that impact SEC fans, including the creation of intriguing matchups, the accommodation of travel for fans, reduced ticket obligations for our schools and a variety of assignments to help prevent repetitive postseason destinations," said Slive.

The SEC has also renewed its relationship with both the Birmingham Bowl (vs. TBA) and the Advocare V100 Bowl in Shreveport (vs. ACC). The Birmingham Bowl will have the first selection of available teams following the pool of six bowls. The Advocare V100 Bowl will have the next selection of available teams following the Birmingham Bowl.

SEC Members:

University of Alabama
University of Arkansas
Auburn University
University of Florida
University of Georgia
University of Kentucky
Louisiana State University
University of Mississippi
Mississippi State University
University of Missouri
University of South Carolina
University of Tennessee
Texas A&M University
Vanderbilt University



Mike Slive
Commissioner

SEC Office:

2201 Richard Arrington Blvd. North
Birmingham, AL 35203
Switchboard: 205-458-3000
Media Relations: 205-458-3010
Fax: 205-458-3030
Website: www.secsports.com



SEC NETWORK

The Southeastern Conference and ESPN have signed a 20-year agreement through 2034 to create and operate a multiplatform network, which will launch in August 2014, it was announced by SEC Commissioner Mike Slive and ESPN President John Skipper. The new network and its accompanying digital platform will air SEC content 24/7 including more than 1,000 events in its first year.

Each weekend throughout the season, the new network will air multiple top-tier matchups from the strongest conference in college football. The network will televise approximately 45 SEC football games, more than 100 men's basketball games, 60 women's basketball games, 75 baseball games, and events from across the SEC's 21 sports annually. Programming will also include studio shows, a traveling pre-game show, original content such as SEC Storied, a nightly news and information show, spring football games and more. Hundreds of additional live events from various sports will be offered exclusively on the digital platform. The network and its digital extensions will connect with each SEC institution and create opportunities for each school to produce and develop content.

2014 COLLEGE FOOTBALL PLAYOFF

This season, college football enters a new four-team playoff era. The format is simple: the best four teams, two semifinals played in bowl games and a championship game played in a different city each year. The new playoff preserves the excitement and significance of college football's unique regular season where every game counts. The selection committee will choose four teams for the playoff based on body of work, strength of schedule, head-to-head results, comparison of results against common opponents, championships won and other factors. Fans will enjoy back-to-back triple headers. Two semifinals and four other premier bowl games will be played on New Year's Eve and New Year's Day.



COLLEGE FOOTBALL
PLAYOFF

2014 College Football Playoff Schedule

Dec. 31, 2014 - Fiesta Bowl
Dec. 31, 2014 - Orange Bowl
Dec. 31, 2014 - Peach Bowl
Jan. 1, 2015 - Cotton Bowl

Jan. 1, 2015 - Semifinal (Rose Bowl)
Jan. 1, 2015 - Semifinal (Sugar Bowl)
Jan. 12, 2015 - Championship (North Texas)



2014 SEC COMPOSITE SCHEDULE



2014 SEC FOOTBALL SCHEDULE

(Tentative and Subject to Change)



Date Team	Aug. 30	Sept. 6	Sept. 13	Sept. 20	Sept. 27	Oct. 4	Oct. 11	Oct. 18	Oct. 25	Nov. 1	Nov. 8	Nov. 15	Nov. 22	Nov. 29
ALABAMA	WEST VIRGINIA Atlanta, Ga.	FLORIDA ATLANTIC Tuscaloosa	SOUTHERN MISS Tuscaloosa	FLORIDA Tuscaloosa	TEXAS A&M Arlington, Texas	OLE MISS Oxford	ARKANSAS Fayetteville	TEXAS A&M Tuscaloosa	TENNESSEE Knoxville	MISSISSIPPI STATE Starkville	LSU Baton Rouge	MISSISSIPPI STATE Tuscaloosa	WESTERN CAROLINA Tuscaloosa	AUBURN Tuscaloosa
ARKANSAS	AUBURN Auburn	NICHOLLS STATE Fayetteville	TEXAS TECH Lubbock	N. ILLINOIS Fayetteville	TEXAS A&M Arlington, Texas		ALABAMA Fayetteville	GEORGIA Little Rock	UAB Fayetteville	MISSISSIPPI STATE Starkville		LSU Fayetteville	OLE MISS Fayetteville	MISSOURI Columbia
AUBURN	ARKANSAS Auburn	SAN JOSE STATE Auburn		KANSAS STATE Manhattan (Sept. 18)	LOUISIANA TECH Auburn	LSU Auburn	MISSISSIPPI STATE Starkville	SOUTH CAROLINA Auburn	SOUTH CAROLINA Auburn	OLE MISS Oxford	TEXAS A&M Auburn	GEORGIA Athens	SAMFORD Auburn	ALABAMA Tuscaloosa
FLORIDA	IDAHO Gainesville	EASTERN MICHIGAN Gainesville	KENTUCKY Gainesville	ALABAMA Tuscaloosa		TENNESSEE Knoxville	LSU Gainesville	MISSOURI Gainesville		GEORGIA Jacksonville	VANDERBILT Nashville	SOUTH CAROLINA Gainesville	EASTERN KENTUCKY Gainesville	FLORIDA STATE Tallahassee
GEORGIA	CLEMSON Athens		SOUTH CAROLINA Columbia	TROY Athens	TENNESSEE Athens	VANDERBILT Athens	MISSOURI Columbia	ARKANSAS Little Rock	MISSISSIPPI STATE Lexington	FLORIDA Jacksonville	KENTUCKY Lexington	AUBURN Athens	CHARLESTON SOUTHERN Athens	GEORGIA TECH Athens
KENTUCKY	UT MARTIN Lexington	OHIO Lexington	FLORIDA Gainesville		VANDERBILT Lexington	SOUTH CAROLINA Lexington	LA MONROE Lexington	LSU Baton Rouge	MISSISSIPPI STATE Lexington	MISSOURI Columbia	GEORGIA Lexington	TENNESSEE Knoxville		LOUISVILLE Louisville
LSU	WISCONSIN Houston, Texas	SAM HOUSTON Baton Rouge	LA MONROE Baton Rouge	MISSISSIPPI STATE Baton Rouge	NEW MEXICO STATE Baton Rouge	AUBURN Auburn	FLORIDA Gainesville	KENTUCKY Baton Rouge	OLE MISS Baton Rouge		ALABAMA Baton Rouge	ARKANSAS Fayetteville		TEXAS A&M College Station (Nov. 27)
OLE MISS	BOISE STATE Atlanta, Ga. (Aug. 28)	VANDERBILT Nashville	UL-LAFAYETTE Oxford		MEMPHIS Oxford	ALABAMA Oxford	TEXAS A&M College Station	TENNESSEE Oxford	LSU Baton Rouge	AUBURN Oxford	PRESBYTERIAN Oxford		ARKANSAS Fayetteville	MISSISSIPPI STATE Oxford
MISSISSIPPI STATE	SOUTHERN MISS Starkville	UAB Starkville	SOUTH ALABAMA Mobile	LSU Baton Rouge		TEXAS A&M Starkville	AUBURN Starkville		KENTUCKY Lexington	ARKANSAS Starkville	UT MARTIN Starkville	ALABAMA Tuscaloosa	VANDERBILT Starkville	OLE MISS Oxford
MISSOURI	SOUTH DAKOTA STATE Columbia	TOLEDO Toledo	UCF Columbia	INDIANA Columbia	SOUTH CAROLINA Columbia, S.C.		GEORGIA Columbia	FLORIDA Gainesville	VANDERBILT Columbia	KENTUCKY Columbia		TEXAS A&M College Station	TENNESSEE Knoxville	ARKANSAS Columbia
SOUTH CAROLINA	TEXAS A&M Columbia (Aug. 28)	EAST CAROLINA Columbia	GEORGIA Columbia	VANDERBILT Nashville	MISSOURI Columbia, S.C.	KENTUCKY Lexington		FURMAN Columbia	AUBURN Auburn	TENNESSEE Columbia		FLORIDA Gainesville	SOUTH ALABAMA Columbia	CLEMSON Clemson
TENNESSEE	UTAH STATE Knoxville (Aug. 31)	ARKANSAS STATE Knoxville	OKLAHOMA Norman		GEORGIA Athens	FLORIDA Knoxville	UT CHATTANOOGA Knoxville	OLE MISS Oxford	ALABAMA Knoxville	SOUTH CAROLINA Columbia		KENTUCKY Knoxville	MISSOURI Knoxville	VANDERBILT Nashville
TEXAS A&M	S. CAROLINA Columbia (Aug. 28)	LAMAR College Station	RICE College Station	SIRU Dallas	ARKANSAS Arlington, Texas	MISSISSIPPI STATE Starkville	OLE MISS College Station	ALABAMA Tuscaloosa		LA MONROE College Station	AUBURN Auburn	MISSOURI College Station		LSU College Station (Nov. 27)
VANDERBILT	TEMPLE Nashville (Aug. 28)	OLE MISS Nashville	UMASS Nashville	SOUTH CAROLINA Nashville	KENTUCKY Lexington	GEORGIA Athens	CHARLESTON SOUTHERN Nashville		MISSOURI Columbia	OLD DOMINION Nashville	FLORIDA Nashville		MISSISSIPPI STATE Starkville	TENNESSEE Nashville

2014 SEC CHAMPIONSHIP GAME • DECEMBER 6 • ATLANTA, GA.



INDIVIDUAL RUSHING RECORDS

RUSHES

GAME:		
45	Madre Hill vs. Auburn (186 yards, 1 TD).....	1995
42	Brandon Holmes vs. LSU (143 yards, 1 TD).....	2000
40	DeCori Birmingham at Kentucky (196 yards, 2 TD).....	2003
38	David Dickey vs. SMU (133 yards, 2 TD).....	1966
36	Cedric Cobbs at Alabama (198 yards, 1 TD).....	2003
36	Dickey Morton at SMU (189 yards, 0 TD).....	1973
35	Michael Smith at Kentucky (192 yards, 1 TD).....	2008
35	Michael Smith at Auburn (176 yards, 1 TD).....	2008
35	Bill Burnett at Baylor (133 yards, 3 TD).....	1969
35	Bill Burnett vs. North Texas (185 yards, 2 TD).....	1968
34	Darren McFadden vs. South Carolina (321 yards, 1 TD).....	2007
34	Cedric Cobbs vs. Boise State (174 yards, 2 TD).....	2000
34	Marius Johnson vs. Tulsa (177 yards, 2 TD).....	1993
34	Dickey Morton vs. Baylor (157 yards, 2 TD).....	1972
33	Darren McFadden at Alabama (195 yards, 2 TD).....	2007
33	Fred Talley vs. South Carolina (111 yards, 0 TD).....	2001
33	Dickey Morton at Texas Tech (135 yards, 0 TD).....	1972
33	Russell Cody vs. Oklahoma St. (140 yards, 0 TD).....	1967

SEASON:		
325	Darren McFadden (1830 yards, 16 TD).....	2007
307	Madre Hill (1387 yards, 15 TD).....	1995
284	Darren McFadden (1647 yards, 14 TD).....	2006
242	Dickey Morton (1188 yards, 6 TD).....	1972
232	Bobby Burnett (947 yards, 16 TD).....	1965
227	Cedric Cobbs (1320 yards, 10 TD).....	2003
226	Dickey Morton (1298 yards, 5 TD).....	1973
220	Ben Cowins (1192 yards, 14 TD).....	1977
209	Bill Burnett (900 yards, 19 TD).....	1969
207	Michael Smith (1072 yards, 8 TD).....	2008
207	Bill Burnett (859 yards, 15 TD).....	1968
204	Knile Davis (1322, 13 TD).....	2010
197	Fred Talley (1119 yards, 2 TD).....	2002
197	Oscar Malone (814 yards, 4 TD).....	1996
190	Alex Collins (1026 yards, 4 TD).....	2013
188	Ben Cowins (1006 yards, 6 TD).....	1978

CAREER:		
785	Darren McFadden (4590 yards, 41 TD).....	2005-07
635	Ben Cowins (3570 yards, 30 TD).....	1975-78
595	Dickey Morton (3317 yards, 16 TD).....	1971-73
589	Cedric Cobbs (3018 yards, 26 TD).....	1999-2003
559	James Rouse (2887 yards, 38 TD).....	1985-89
541	Madre Hill (2407 yards, 25 TD).....	1994-98
526	Bill Burnett (2204 yards, 46 TD).....	1968-70
505	E.D. Jackson (2061 yards, 9 TD).....	1989-92
498	Fred Talley (2661 yards, 11 TD).....	1999-2002
452	Quinn Grovey (1746 yards, 21 TD).....	1987-90
450	Chrys Chukwuma (2168 yards, 24 TD).....	1996-99
401	Marshall Foreman (1634 yards, 16 TD).....	1983-86
392	Gary Anderson (1999 yards, 10 TD).....	1979-82
386	Felix Jones (2956 yards, 20 TD).....	2005-07
382	Matt Jones (2535 yards, 24 TD).....	2001-04

RUSHING YARDS GAINED

GAME:		
321#	Darren McFadden vs. S. Carolina (34 rushes, 1 TD).....	2007
271	Dickey Morton at Baylor (28 rushes, 2 TD).....	1973
241	Fred Talley at Auburn (21 rushes, 1 TD).....	2002
236	Leon Campbell vs. N. Texas (15 rushes, 2 TD).....	1949
219	Darren McFadden at S. Carolina (25 rushes, 2 TD).....	2006
219	James Rouse vs. New Mexico (19 rushes, 4 TD).....	1987
215	Ike Forte vs. Texas Tech (32 rushes, 2 TD).....	1974
214	Fred Talley vs. Ole Miss (29 rushes, 2 TD).....	2000
206	Darren McFadden at LSU (32 rushes, 3 TD).....	2007
205	Roland Sales vs. Oklahoma (22 rushes, 2 TD).....	1978*
203	Ben Cowins vs. Oklahoma St. (21 rushes, 2 TD).....	1977
200	Madre Hill at Vanderbilt (29 rushes, 2 TD).....	1995
198	Cedric Cobbs at Alabama (36 rushes, 1 TD).....	2003
196	DeCori Birmingham at Kentucky (40 rushes, 2 TD).....	2003
195	Darren McFadden at Alabama (33 rushes, 2 TD).....	2007
192	Michael Smith at Kentucky (35 rushes, 1 TD).....	2008
190	Darren McFadden at Georgia (31 rushes, 2 TD).....	2005
189	Fred Talley vs. Central Florida (27 rushes, 2 TD).....	2001
189	Dickey Morton at SMU (36 rushes, 0 TD).....	1973
189	Lamar McHan vs. Texas A&M (26 rushes, 2 TD).....	1951
187	Knile Davis at Miss. State (30 rushes, 2 TD).....	2010
187	Darren McFadden vs. So. Carolina (32 rushes, 0 TD).....	2005
186	Madre Hill vs. Auburn (45 rushes, 1 TD).....	1995
186	Ben Cowins at Houston (21 rushes, 1 TD).....	1976
185	Bill Burnett vs. North Texas (35 rushes, 2 TD).....	1968
184	Darren McFadden vs. Utah State (20 rushes, 2 TD).....	2006
184	E.D. Jackson at SMU (29 rushes, 2 TD).....	1990
182	Knile Davis vs. UTEP (11 rushes, 1 TD).....	2010
182	Darren McFadden vs. LSU (21 rushes, 2 TD).....	2006
182	Fred Talley vs. Kentucky (24 rushes, 0 TD).....	2002

181	Darren McFadden vs. Tennessee (30 rushes, 2 TD).....	2006
180	Ray Parks vs. Baylor (21 rushes, 2 TD).....	1950
178	Madre Hill vs. South Carolina (31 rushes, 6 TD).....	1995
176	Knile Davis vs. Ole Miss (22 rushes, 3 TD).....	2010
176	Michael Smith at Auburn (35 rushes, 1 TD).....	2008
	# SEC record *1978 Orange Bowl	

SEASON:		
1,830	Darren McFadden (325 rushes, 16 TD).....	2007
1,647	Darren McFadden (284 rushes, 14 TD).....	2006
1,387	Madre Hill (307 rushes, 15 TD).....	1995
1,322	Knile Davis (204 rushes, 13 TD).....	2010
1,320	Cedric Cobbs (227 rushes, 10 TD).....	2003
1,298	Dickey Morton (226 rushes, 5 TD).....	1973
1,192	Ben Cowins (220 rushes, 14 TD).....	1977
1,188	Dickey Morton (242 rushes, 6 TD).....	1972
1,168	Felix Jones (154 rushes, 6 TD).....	2006
1,162	Ben Cowins (183 rushes, 7 TD).....	1976
1,119	Fred Talley (197 rushes, 2 TD).....	2002
1,113	Felix Jones (133 rushes, 11 TD).....	2007
1,113	Darren McFadden (176 rushes, 11 TD).....	2005
1,072	Michael Smith (207 rushes, 8 TD).....	2008
1,026	Alex Collins (190 rushes, 4 TD).....	2013
1,006	Ben Cowins (188 rushes, 6 TD).....	1978
1,004	James Rouse (182 rushes, 17 TD).....	1987

CAREER:		
4,590	Darren McFadden (785 rushes, 41 TD).....	2005-07
3,570	Ben Cowins (635 rushes, 30 TD).....	1975-78
3,317	Dickey Morton (595 rushes, 16 TD).....	1971-73
3,018	Cedric Cobbs (589 rushes, 26 TD).....	1999-2003
2,956	Felix Jones (386 rushes, 20 TD).....	2005-07
2,887	James Rouse (559 rushes, 38 TD).....	1985-89
2,661	Fred Talley (498 rushes, 11 TD).....	1999-2002
2,535	Matt Jones (382 rushes, 24 TD).....	2001-04
2,407	Madre Hill (541 rushes, 25 TD).....	1994-98
2,320	Oscar Malone (471 rushes, 14 TD).....	1992-94, 96
2,204	Bill Burnett (526 rushes, 46 TD).....	1968-70
2,168	Chrys Chukwuma (450 rushes, 24 TD).....	1996-99
2,061	E.D. Jackson (505 rushes, 9 TD).....	1989-92
2,036	Dennis Johnson (345 rushes, 13 TD).....	2008-12
2,018	Michael Smith (359 rushes, 16 TD).....	2006-09
1,999	Gary Anderson (392 rushes, 10 TD).....	1979-82
1,977	Barry Foster (375 rushes, 19 TD).....	1987-89

YARDS PER RUSH

SEASON: (min. 99 rushes):		
8.74	Felix Jones (133 rushes, 1156 yards).....	2007
7.62	Jerry Eckwood (104 rushes, 792 yards).....	1975
7.58	Felix Jones (154 rushes, 1168 yards).....	2006
6.54	Dickey Morton (127 rushes, 831 yards).....	1971
6.48	Knile Davis (204 rushes, 1322 yards).....	2010
6.34	Ben Cowins (183 rushes, 1162 yards).....	1976
6.32	Dennis Johnson (106 rushes, 670 yards).....	2011
6.32	Darren McFadden (176 rushes, 1113 yards).....	2005
6.32	Felix Jones (99 rushes, 626 yards).....	2005
6.15	Geno Mazzanti (123 rushes, 757 yards).....	1949
6.03	Oscar Malone (99 rushes, 571 yards).....	1994
6.0	Jonathan Williams (150 rushes, 900 yards).....	2013
5.84	Chrys Chukwuma (149 rushes, 870 yards).....	1998
5.81	Cedric Cobbs (227 rushes, 1320 yards).....	2003
5.80	Darren McFadden (284 rushes, 1647 yards).....	2006
5.76	Cedric Cobbs (116 rushes, 668 yards).....	1999
5.74	Dickey Morton (226 rushes, 1298 yards).....	1973
5.68	Fred Talley (197 rushes, 1119 yards).....	2002
5.65	Ike Forte (174 rushes, 983 yards).....	1975
5.63	Darren McFadden (325 rushes, 1830 yards).....	2007

CAREER: (min. 250 rushes):		
7.66	Felix Jones (386 rushes, 2956 yards).....	2005-07
6.64	Matt Jones (382 rushes, 2535 yards).....	2001-04
5.98	Dennis Johnson (345 rushes, 2036 yards).....	2008-12
5.85	Michael Smith (359 rushes, 2103 yards).....	2006-09
5.85	Darren McFadden (785 rushes, 4590 yards).....	2005-07
5.62	Ben Cowins (635 rushes, 3570 yards).....	1975-78
5.57	Jerry Eckwood (340 rushes, 1895 yards).....	1974-76, 78
5.57	Dickey Morton (595 rushes, 3317 yards).....	1971-73
5.42	Ike Forte (361 rushes, 1957 yards).....	1974-75
5.34	Fred Talley (498 rushes, 2661 yards).....	1999-2002
5.27	Barry Foster (375 rushes, 1977 yards).....	1987-89
5.21	Clyde Scott (281 rushes, 1463 yards).....	1946-48
5.16	James Rouse (559 rushes, 2887 yards).....	1985-89
5.12	Cedric Cobbs (589 rushes, 3018 yards).....	1999-2003

RUSHING TOUCHDOWNS

GAME:		
6	Madre Hill vs. South Carolina.....	1995
5	Jessie Clark vs. Baylor.....	1981
5	Gene Davidson vs. Oklahoma Mines.....	1916
5	Gene Davidson vs. Hendrix.....	1915

SEASON:		
19	Bill Burnett.....	1969
17	James Rouse.....	1987
16	Darren McFadden.....	2007
16	Bobby Burnett.....	1965
15	Madre Hill.....	1995
15	Bill Burnett.....	1968
14	Darren McFadden.....	2006
14	Ben Cowins.....	1977
14	Billy Moore.....	1962
13	Knile Davis.....	2010
13	David Dickey.....	1967
12	Bill Burnett.....	1970
11	Broderick Green.....	2009
11	Felix Jones.....	2007
11	Darren McFadden.....	2005
11	Ron Calcagni.....	1978

CAREER:		
46	Bill Burnett.....	1968-70
41	Darren McFadden.....	2005-07
38	James Rouse.....	1985-89
30	Ben Cowins.....	1975-78
26	Cedric Cobbs.....	1999-2003
25	Madre Hill.....	1994-98
25	David Dickey.....	1966-68
24	Matt Jones.....	2001-04
24	Chrys Chukwuma.....	1996-99
22	Bobby Burnett.....	1963-65
21	Quinn Grovey.....	1987-90
20	Felix Jones.....	2005-07
20	Billy Moore.....	1960-62

100-YARD RUSHING GAMES

SEASON:		
10	Darren McFadden.....	2007
7	Darren McFadden.....	2006
7	Cedric Cobbs.....	2003
6	Knile Davis.....	2010
6	Felix Jones.....	2007
6	Madre Hill.....	1995
6	Ben Cowins.....	1977
6	Dickey Morton.....	1973
6	Dickey Morton.....	1972
5	Michael Smith.....	2008
5	Felix Jones.....	2006
5	Darren McFadden.....	2005
5	Ben Cowins.....	1978
5	Ben Cowins.....	1976
5	Jerry Eckwood.....	1975
5	Bill Burnett.....	1969
5	Bobby Burnett.....	1965

CAREER:		
22	Darren McFadden.....	2005-07
16	Ben Cowins.....	1975-78
15	Dickey Morton.....	1971-73
13	Felix Jones.....	2005-07
11	Cedric Cobbs.....	1999-2003
11	Fred Talley.....	1999-2002
9	Oscar Malone.....	1992-94, 96
9	Bill Burnett.....	1968-70
8	Matt Jones.....	2001-04
8	Madre Hill.....	1994-98
8	James Rouse.....	1985, 87-89
8	Ike Forte.....	1974-75



100-YARD RUSHING GAMES (293)

Player	Date	Att	Yds	Avg	TD	Opponent	Player	Date	Att	Yds	Avg	TD	Opponent
Darren McFadden	11/3/2007	34	321	9.4	1	S Carolina	Ben Cowins	12/2/78	19	148	7.8	2	Texas Tech
Dickey Morton	10/13/73	28	271	9.7	2	Baylor	Ben Cowins	11/20/76	28	147	5.3	1	SMU
Fred Talley	10/12/2002	21	241	11.5	1	Auburn	Dickey Morton	11/3/73	27	147	5.4	0	Texas A&M
Leon Campbell	9/24/49	15	236	15.7	2	N Texas	Jerry Eckwood	9/27/75	19	146	7.7	1	Tulsa
Darren McFadden	11/4/2006	25	219	8.8	2	S Carolina	Mike Kirkland	11/16/74	23	146	6.3	1	SMU
James Rouse	11/28/87	19	219	11.5	4	N Mexico	Dickey Morton	10/23/71	13	146	11.2	1	N Texas
Ike Forte	11/23/74	32	215	6.7	2	Texas Tech	Michael Smith	10/10/2009	18	145	8.1	1	Auburn
Fred Talley	11/4/2000	29	214	7.4	2	Ole Miss	Darren McFadden	10/7/2006	28	145	5.2	1	Auburn
Darren McFadden	11/23/2007	32	206	6.4	3	LSU	Cedric Cobbs	9/6/2003	12	145	12.1	1	Tulsa
Roland Sales	1/1/78	22	205	9.3	2	Oklahoma	Ben Cowins	9/16/78	15	144	9.6	0	Vanderbilt
Ben Cowins	9/17/77	21	203	9.7	2	OK State	Brandon Holmes	11/24/2000	42	143	3.4	1	LSU
Madre Hill	9/30/95	29	200	6.9	2	Vanderbilt	Oscar Malone	11/27/93	10	143	14.3	2	LSU
Cedric Cobbs	9/27/2003	36	198	5.5	1	Alabama	Ike Forte	10/25/75	21	143	6.8	2	Utah State
DeCori Birmingham	11/1/2003	40	196	4.9	2	Kentucky	Jerry Eckwood	9/13/75	11	143	13.0	1	Air Force
Darren McFadden	9/15/2007	33	195	5.9	2	Alabama	Fred Talley	11/11/2000	27	142	5.3	1	Tennessee
Michael Smith	10/18/2008	35	192	5.5	1	Kentucky	Chrys Chukwuma	9/19/98	17	142	8.4	0	SMU
Darren McFadden	10/22/2005	31	190	6.1	2	Georgia	Felix Jones	10/6/2007	13	141	10.8	2	Chatt.
Fred Talley	11/10/2001	27	189	7.0	2	Central Fla.	Felix Jones	10/28/2006	9	141	15.7	1	ULM
Dickey Morton	11/17/73	36	189	5.3	0	SMU	Cedric Cobbs	12/31/2003	27	141	5.2	1	Missouri
Lamar McHan	11/3/51	26	189	7.3	2	Texas A&M	Oscar Malone	9/11/93	22	141	6.4	1	S Carolina
Knile Davis	11/20/2010	30	187	6.2	2	Miss St.	Russell Cody	10/23/67	33	140	4.2	0	OK State
Darren McFadden	11/5/2005	32	187	5.8	0	S Carolina	Geno Mazzanti	10/22/49	16	140	8.8	0	Vanderbilt
Madre Hill	10/28/95	45	186	4.1	1	Auburn	Clyde Scott	10/2/48	17	140	8.2	3	TCU
Ben Cowins	10/23/76	21	186	8.9	1	Houston	Knile Davis	1/4/2011	26	139	5.3	0	Ohio St.
Bill Burnett	10/26/68	35	185	5.3	2	N Texas	De'Arrius Howard	9/10/2005	21	139	6.6	1	Vanderbilt
Darren McFadden	9/9/2006	20	184	9.2	2	Utah St.	Darren McFadden	9/29/2007	19	138	7.3	2	N Texas
E.D. Jackson	11/24/90	29	184	6.3	2	SMU	Darryl Bowles	9/18/82	27	138	5.1	1	Navy
Knile Davis	11/13/2010	11	182	16.5	1	UTEP	Felix Jones	11/24/2006	16	137	8.6	1	LSU
Darren McFadden	11/24/2006	21	182	8.7	2	LSU	Felix Jones	9/3/2005	8	137	17.1	1	Missouri St.
Fred Talley	10/19/02	24	182	7.6	0	Kentucky	Dickey Morton	9/29/73	27	137	5.1	1	Iowa State
Darren McFadden	11/11/2006	30	181	6.0	2	Tennessee	Dickey Morton	9/30/72	26	137	5.3	0	Tulsa
Ray Parks	10/14/50	21	180	8.6	2	Baylor	Fred Talley	10/26/2002	20	136	6.8	0	Ole Miss
Madre Hill	9/9/95	31	178	5.7	6	S Carolina	Marius Johnson	12/30/95	29	136	4.7	0	N Carolina
Marius Johnson	11/13/93	34	177	5.2	2	Tulsa	Peyton Hillis	9/3/2005	14	135	9.6	3	Missouri St.
Knile Davis	10/23/2010	22	176	8.0	3	Ole Miss	Fred Talley	10/6/2001	17	135	7.9	1	Weber St.
Michael Smith	10/11/2008	35	176	5.0	1	Auburn	Dickey Morton	11/25/72	33	135	4.1	0	Texas Tech
Barry Foster	10/7/89	17	176	10.4	2	TCU	Broderick Green	10/31/2009	9	134	14.9	2	E Michigan
Cedric Cobbs	9/16/2000	34	174	5.1	2	Boise State	Henry Moore	10/30/54	26	134	5.2	1	Texas A&M
Darren McFadden	9/22/2007	29	173	6.0	1	Kentucky	Michael Smith	10/4/2008	20	133	6.7	1	Florida
Alex Collins	9/7/2013	24	172	7.2	1	Samford	Felix Jones	9/22/2007	12	133	11.1	0	Kentucky
Cedric Cobbs	11/28/2003	21	169	8.0	1	LSU	James Rouse	11/11/89	28	133	4.8	1	Baylor
Darryl Bowles	11/17/79	16	169	10.6	2	Texas A&M	James Rouse	10/14/89	19	133	7.0	1	Rice
Ken Holland	9/20/47	9	168	18.7	3	NW (La) St	Dickey Morton	9/23/72	26	133	5.1	1	OK State
E.D. Jackson	9/5/92	29	167	5.8	0	Citadel	Bill Burnett	10/11/69	35	133	3.8	3	Baylor
Felix Jones	11/3/2007	13	166	12.8	3	S Carolina	David Dickey	11/12/66	38	133	3.5	2	SMU
Chrys Chukwuma	11/27/98	29	166	5.7	2	LSU	Felix Jones	9/29/2007	7	132	18.9	2	N Texas
Darren McFadden	11/19/2005	21	165	7.9	2	Miss St.	Matt Jones	11/15/2003	7	132	18.9	3	NM State
Geno Mazzanti	11/26/49	23	165	7.2	2	Tulsa	Chrys Chukwuma	9/5/98	12	132	11.0	2	USL
Buddy Sutton	11/22/52	21	164	7.8	1	Tulsa	Bobby Burnett	11/20/65	30	132	4.4	3	Texas Tech
Ben Cowins	9/18/76	17	163	9.6	0	OK State	Bobby Burnett	10/23/65	18	132	7.3	3	N Texas
Jerry Eckwood	10/4/75	14	162	11.6	1	TCU	Alex Collins	8/31/2013	21	131	6.2	0	Louisiana
Dennis Johnson	10/27/2012	27	161	6.0	1	Ole Miss	Matt Jones	11/17/2001	10	131	13.1	0	Miss State
Fred Talley	10/28/2000	26	161	6.2	1	Auburn	Ike Forte	9/27/75	17	131	7.7	0	Tulsa
Gary Anderson	12/31/82	26	161	6.2	2	Florida	Lance Alworth	11/14/59	15	131	8.7	1	SMU
Ike Forte	9/13/75	26	161	6.2	3	Air Force	Michael Forrest	10/29/77	25	130	5.2	1	Rice
Dennis Johnson	10/22/2011	15	160	10.7	1	Ole Miss	Bill Burnett	11/8/69	25	130	5.2	2	Rice
Mark Calcagni	11/2/85	22	160	7.3	1	Rice	Bill Burnett	11/23/68	29	130	4.5	2	Texas Tech
Mike Saint	11/20/71	29	160	5.5	0	Texas Tech	Michael Smith	10/25/2008	19	129	6.8	1	Ole Miss
Michael Smith	9/6/2008	22	157	7.1	2	ULM	Felix Jones	9/1/2007	12	129	10.8	1	Troy
Dickey Morton	10/27/72	34	157	4.6	2	Baylor	Darren McFadden	10/28/2006	18	129	7.2	1	ULM
Gary Anderson	12/27/80	11	156	14.2	1	Tulane	Matt Jones	11/16/2002	13	129	9.9	1	La-Lafayette
Ben Cowins	9/10/77	17	156	9.2	1	NM State	Lewis Carpenter	11/24/51	20	129	6.5	0	Tulsa
Jerry Eckwood	9/20/75	20	156	7.8	1	OK State	Oscar Malone	10/8/94	15	128	8.5	1	Tennessee
Dickey Morton	10/27/73	17	156	9.2	1	Tulsa	Harry Jones	9/18/65	6	128	21.3	1	OK State
Madre Hill	10/14/95	26	154	5.9	1	Ole Miss	Dennis Johnson	11/28/2008	18	127	7.1	1	LSU
Jon Richardson	9/18/71	24	154	6.4	2	OK State	DeCori Birmingham	9/18/2004	14	127	9.1	1	ULM
Ike Forte	10/26/74	20	153	7.7	2	Colorado St	Ron Calcagni	10/22/77	18	127	7.1	0	Houston
Knile Davis	11/27/2010	30	152	5.1	1	LSU	Jonathan Williams	9/7/2013	17	126	7.4	1	Samford
Jonathan Williams	8/31/2013	18	151	8.4	1	Louisiana	Matt Jones	11/13/2004	5	126	25.2	1	Ole Miss
Darren McFadden	9/1/2007	24	151	6.3	1	Troy	Oscar Malone	11/9/96	32	126	3.9	0	Ole Miss
Madre Hill	11/11/95	27	151	5.6	1	USL	Ben Cowins	9/11/76	16	126	7.9	2	Utah State
Oscar Malone	9/3/94	19	151	7.9	2	SMU	Billy Moore	9/29/62	9	126	14.0	2	Tulsa
Felix Jones	1/1/2007	14	150	10.7	2	Wisconsin	Geno Mazzanti	11/5/49	15	126	8.4	0	Rice
Cedric Cobbs	11/22/2003	30	150	5.0	2	Miss State	Darren McFadden	10/8/2005	11	125	11.4	2	ULM
Marshall Foreman	10/6/84	21	150	7.1	1	TCU	De'Arrius Howard	11/20/2004	29	125	4.3	1	Miss St.



100-YARD RUSHING GAMES (293)

Player	Date	Att	Yds	Avg	TD	Opponent	Player	Date	Att	Yds	Avg	TD	Opponent
Barry Foster	10/28/89	20	125	6.3	0	Houston	Matt Jones	11/6/2004	10	111	11.1	1	S Carolina
James Rouse	10/12/85	14	125	8.9	1	Texas Tech	Fred Talley	10/13/2001	33	111	3.4	0	S Carolina
James Tolbert	11/15/80	29	125	4.3	2	Texas A&M	Gary Anderson	9/19/81	14	111	7.9	0	Northwestern
Henry Moore	10/16/54	13	125	9.6	1	Texas	James Tolbert	10/4/80	20	111	5.6	0	TCU
Lamar McHan	10/3/53	21	125	6.0	0	TCU	Ben Cowins	11/12/77	30	111	3.7	2	Texas A&M
Leon Campbell	9/25/48	19	125	6.6	2	E Texas St.	Bill Burnett	11/16/68	24	111	4.6	3	SMU
Michael Jenkins	9/9/99	9	124	13.8	1	Middle TN St.	Bobby Burnett	10/30/65	25	111	4.4	2	Texas A&M
B.J. Edmonds	10/6/84	13	124	9.5	1	TCU	Danny Brabham	10/6/62	21	111	5.3	2	TCU
Oscar Malone	10/19/96	20	123	6.2	0	S Carolina	Clyde Scott	9/20/47	8	111	13.9	2	NW (La.) St.
Carlton Calvin	11/27/93	14	123	8.8	2	LSU	Knile Davis	11/6/2010	22	110	5.0	3	S Carolina
Scott Bull	11/15/75	14	123	8.8	1	SMU	Darren McFadden	10/20/2007	22	110	5.0	0	Ole Miss
Dickey Morton	10/2/71	14	123	8.8	1	TCU	Matt Jones	11/3/2001	18	110	6.1	2	Ole Miss
Harry Jones	10/23/65	6	123	20.5	1	North Texas	JuJu Harshaw	10/7/89	16	110	6.9	2	TCU
Gerald Nesbitt	10/20/56	11	123	11.2	2	Texas	Ben Cowins	11/11/78	26	110	4.2	0	Baylor
Darren McFadden	10/6/2007	25	122	4.9	1	Chatt.	Geno Mazzanti	11/12/49	16	110	6.9	0	SMU
Bruce Maxwell	9/24/66	27	122	4.5	2	Tulsa	Dennis Johnson	11/3/2012	22	109	5.0	2	Tulsa
Harry Jones	10/2/65	11	122	11.1	2	TCU	Ronnie Wingo Jr.	9/17/2011	20	109	5.5	2	Troy
Don Christian	10/27/56	23	122	5.3	2	Ole Miss	De'Arrius Howard	9/18/2004	13	109	8.4	1	ULM
Jack Robbins	11/26/36	21	122	5.8	1	Tulsa	Rod Stinson	11/15/97	19	109	5.7	1	Tennessee
De'Arrius Howard	11/23/2002	25	121	4.8	0	Miss State	Oscar Malone	10/12/96	16	109	6.8	1	La. Tech
James Rouse	10/10/87	18	121	6.7	1	Texas Tech	Bill Burnett	10/10/70	27	109	4.0	2	Baylor
Gary Anderson	11/1/80	14	121	8.6	1	Rice	Darren McFadden	10/15/2005	13	108	8.3	2	Auburn
Ben Cowins	10/30/76	20	121	6.1	1	Rice	James Rouse	9/19/88	22	108	4.9	2	Tulsa
Dickey Morton	10/28/72	21	121	5.8	1	North Texas	Bruce Maxwell	1/1/70	8	108	13.5	0	Ole Miss
Jack Brasuell	11/7/64	26	121	4.7	0	Rice	Bruce Maxwell	10/25/69	18	108	6.0	1	Wichita State
De'Arrius Howard	9/3/2005	12	120	10.0	0	Missouri St.	Dennis Johnson	10/17/2009	14	107	7.6	0	Florida
Madre Hill	9/26/98	20	120	6.0	1	Alabama	Cedric Cobbs	11/13/99	15	107	7.1	0	Tennessee
E.D. Jackson	11/23/91	20	120	6.0	0	Rice	Roland Sales	9/13/79	20	107	5.4	0	Texas Tech
Jerry Eckwood	10/11/75	15	120	8.0	1	Baylor	Kay Eakin	9/24/38	20	107	5.4	1	OK State
Jim Mooty	10/25/58	14	120	8.6	2	Ole Miss	Felix Jones	10/14/2006	5	106	21.2	1	SE Mo St.
Mike Kirkland	9/13/75	12	119	9.9	1	Air Force	Madre Hill	10/3/98	23	106	4.6	0	Kentucky
Bill Burnett	9/20/69	19	119	6.3	1	OK State	Marius Johnson	11/27/93	19	106	5.6	0	LSU
Clyde Scott	9/18/48	10	119	11.9	0	Abilene Chris.	Marshall Freeman	10/4/86	31	106	3.4	1	TCU
Fred Talley	11/29/2002	15	118	7.9	1	LSU	Nathan Jones	10/19/82	7	106	15.1	0	Texas Tech
Oscar Malone	11/21/92	12	118	9.8	1	SMU	Ike Forte	10/11/75	23	106	4.6	2	Baylor
Marshall Foreman	10/13/84	24	118	4.9	0	Texas Tech	Dickey Morton	11/10/73	26	106	4.1	1	Rice
Ben Cowins	9/30/78	21	118	5.6	2	Tulsa	Fred Marshall	10/10/64	15	106	7.1	1	Baylor
Darren McFadden	11/10/2007	22	117	5.3	0	Tennessee	Brandon Barnett	9/29/2007	16	105	6.6	1	N Texas
Ben Cowins	11/4/78	23	117	5.1	0	Rice	Madre Hill	9/16/95	26	105	4.0	0	Alabama
Ben Cowins	9/24/77	16	117	7.3	1	Tulsa	Quinn Grovey	10/14/89	8	105	13.1	1	Texas Tech
Fred Marshall	10/10/64	23	117	5.1	1	Baylor	JuJu Harshaw	11/5/88	20	105	5.3	1	Baylor
Gerald Nesbitt	10/13/56	20	117	5.9	0	Baylor	Dickey Morton	10/21/72	22	105	4.8	0	Texas
Alex Collins	9/28/2013	14	116	8.3	1	Texas A&M	Mike Saint	10/24/70	21	105	5.0	1	Wichita State
Jonathan Williams	9/14/2013	16	116	7.2	1	S. Miss	Gerald Nesbitt	10/22/55	13	105	8.1	0	Ole Miss
Michael Smith	10/14/2006	8	116	14.5	2	SE Mo St.	Jonathan Williams	11/2/2013	15	104	6.9	0	Auburn
Jessie Clark	9/11/82	11	116	10.5	1	Tulsa	Felix Jones	10/7/2006	13	104	8.0	1	Auburn
Scott Bull	10/11/75	10	116	11.6	2	Baylor	Cedric Cobbs	9/20/2003	20	104	5.2	2	North Texas
Bobby Burnett	11/6/65	28	116	4.1	2	Rice	Chrys Chukwuma	10/12/96	12	103	8.6	1	La Tech
Alex Collins	9/14/2013	25	115	4.6	1	S. Miss	Barry Foster	11/26/88	8	103	12.9	1	Miami
Cedric Cobbs	9/13/2003	20	115	5.8	1	Texas	Derrick Thomas	9/29/84	8	103	12.9	0	Navy
Chrys Chukwuma	10/30/99	19	115	6.1	1	Auburn	Gary Anderson	9/1/80	9	103	11.4	1	Texas
James Rouse	12/2/89	20	115	5.8	1	SMU	Jon Richardson	9/11/71	18	103	5.7	0	California
Greg Thomas	9/14/85	24	115	4.8	0	Ole Miss	Bill Burnett	11/15/69	26	103	4.0	2	SMU
Ben Cowins	11/19/77	19	115	6.1	2	SMU	Felix Jones	10/8/2005	14	102	7.3	2	ULM
Henry Moore	10/15/55	21	115	5.5	0	Texas	Matt Jones	9/13/2003	12	102	8.5	1	Texas
Clyde Scott	11/1/47	22	115	5.2	1	Texas A&M	Bobby Burnett	11/13/65	26	102	3.9	1	SMU
James Rouse	10/28/89	19	114	6.0	1	Houston	Jack Brasuell	10/10/64	32	102	3.2	1	Baylor
Ben Cowins	10/29/77	15	114	7.6	2	Rice	Felix Jones	10/20/2007	15	101	6.7	2	Ole Miss
Jon Richardson	11/21/70	31	114	3.7	2	Texas Tech	Cedric Cobbs	11/17/2001	18	101	5.6	3	Miss State
Fred Talley	11/3/2001	23	113	4.9	0	Ole Miss	Quinn Grovey	10/15/88	18	101	5.6	1	Texas
Oscar Malone	9/17/94	9	113	12.6	0	Alabama	Gary Anderson	10/11/80	13	101	7.8	0	Wichita State
Greg Thomas	11/22/86	16	113	7.1	3	SMU	Roland Fuchs	11/15/75	24	101	4.2	0	SMU
James Tolbert	10/31/81	12	113	9.4	2	Rice	Richard Miller	10/27/28	11	101	9.2	0	Texas
Ike Forte	11/16/74	17	113	6.6	0	SMU	Cedric Cobbs	11/3/2001	22	100	4.5	2	Ole Miss
Dickey Morton	10/9/71	17	113	6.6	1	Baylor	Roland Sales	10/29/79	15	100	6.7	2	Tulsa
Clyde Scott	10/9/48	16	113	7.1	1	Baylor	Jerry Eckwood	9/23/78	14	100	7.1	0	OK State
Darren McFadden	9/23/2006	25	112	4.5	1	Alabama	Ike Forte	10/12/74	18	100	5.6	0	Baylor
Matt Jones	11/1/2003	15	112	7.5	1	Kentucky	Bill Burnett	11/27/69	20	100	5.0	3	Texas Tech
E.D. Jackson	12/29/91	28	112	4.0	2	Georgia	Gerald Nesbitt	10/26/57	18	100	5.6	0	Ole Miss
Marshall Foreman	10/27/84	29	112	3.9	1	Houston							
Russ Garber	11/7/70	18	112	6.2	0	Rice							
Russell Cody	11/8/69	8	112	14.0	0	Rice							
John Eichler	10/7/67	15	112	7.5	1	TCU							
Jim Mooty	10/31/59	19	112	5.9	2	Texas A&M							



INDIVIDUAL PASSING RECORDS

PASS ATTEMPTS

GAME:		
59	Tyler Wilson at Texas A&M	2012
	(29 comp, 373 yds, 1 TD, 2 INT)	
52	Tyler Wilson vs. LSU	2012
	(31 comp, 359 yds, 3 TD, 1 INT)	
52	Clint Stoerner at Alabama	1999
	(24 comp, 316 yds, 1 TD, 1 INT)	
51	Tyler Wilson vs. Texas A&M	2011
	(30 comp, 510 yds, 3 TD, 0 INT)	
51	Joe Ferguson vs. Texas A&M	1971
	(31 comp, 345 yds, 0 TD, 1 INT)	
47	Ryan Mallett vs. Ohio State****	2011
	(24 comp, 277 yds, 2 TD, 1 INT)	
44	Ryan Mallett vs. Vanderbilt	2010
	(27 comp, 409 yds, 3 TD, 0 INT)	
43	Tyler Wilson vs. Ole Miss	2012
	(24 comp, 297 yds, 2 TD, 2 INT)	
43	Tyler Wilson vs. Mississippi State	2011
	(32 comp, 365 yds, 3 TD, 0 INT)	
43	Tyler Wilson at Vanderbilt	2011
	(27 comp, 316 yds, 1 TD, 0 INT)	
43	Ryan Mallett vs. ULM	2010
	(28 comp, 400 yds, 3 TD, 1 INT)	
43	Nathan Dick at Mississippi State	2008
	(25 comp, 333 yds, 3 TD, 1 INT)	
43	Clint Stoerner vs. Auburn	1997
	(20 comp, 325 yds, 2 TD, 1 INT)	
42	Clint Stoerner at Memphis	1998
	(19 comp, 296 yds, 1 TD, 2 INT)	
41	Tyler Wilson at South Carolina	2012
	(26 comp, 277 yds, 2 TD, 2 INT)	
41	Casey Dick vs. Western Illinois	2008
	(25 comp, 318 yds, 2 TD, 1 INT)	
41	Barry Lunney Jr. vs. Auburn	1993
	(17 comp, 286 yds, 2 TD, 1 INT)	
41	John Eichler vs. Wichita State	1969
	(23 comp, 279 yds, 2 TD, 0 INT)	
40	Robby Hampton vs. UNLV ***	2000
	(18 comp, 183 yds, 2 TD, 0 INT)	
39	Tyler Wilson vs. Rutgers	2012
	(20 comp, 419 yds, 3 TD, 2 INT)	
39	Ryan Mallett at LSU	2009
	(17 comp, 227 yds, 1 TD, 1 INT)	
39	Ryan Mallett vs. Georgia	2009
	(21 comp, 408 yds, 5 TD, 0 INT)	
39	Casey Dick vs. Alabama	2008
	(20 comp, 190 yds, 1 TD, 3 INT)	
39	Matt Jones at Florida	2004
	(23 comp, 252 yds, 1 TD, 3 INT)	
39	Clint Stoerner at Ole Miss	1997
	(17 comp, 201 yds, 1 TD, 3 INT)	
39	Kevin Scanlon vs. Alabama**	1980
	(22 comp, 245 yds, 1 TD, 1 INT)	
39	Bill Montgomery vs. Georgia*	1968
	(17 comp, 185 yds, 1 TD, 1 INT)	
*1968 Sugar Bowl // **1980 Sugar Bowl		
2000 Las Vegas Bowl // *2011 Sugar Bowl		
SEASON:		
438	Tyler Wilson	2011
	(277 comp, 3638 yds, 24 TD, 6 INT)	
411	Ryan Mallett	2010
	(266 comp, 3869 yds, 32 TD, 12 INT)	
403	Ryan Mallett	2009
	(225 comp, 3524 yds, 31 TD, 7 INT)	
401	Tyler Wilson	2012
	(249 comp, 3387 yds, 21 TD, 13 INT)	
357	Casey Dick	2008
	(205 comp, 2586 yds, 13 TD, 14 INT)	
357	Clint Stoerner	1997
	(173 comp, 2347 yds, 12 TD, 13 INT)	
317	Clint Stoerner	1999
	(177 comp, 2293 yds, 19 TD, 10 INT)	
312	Clint Stoerner	1998
	(167 comp, 2629 yds, 26 TD, 8 INT)	
292	Barry Lunney Jr.	1995
	(180 comp, 2181 yds, 12 TD, 10 INT)	
271	Joe Ferguson	1971
	(160 comp, 2203 yds, 11 TD, 12 INT)	
264	Matt Jones	2004
	(151 comp, 2073 yds, 15 TD, 12 INT)	
262	Casey Dick	2007

	(150 comp, 1695 yds, 18 TD, 10 INT)	
261	Robby Hampton	2000
	(145 comp, 1548 yds, 13 TD, 8 INT)	
258	Brandon Allen	2013
	(128 comp., 1552 yds, 13 TD, 10 INT)	
257	Brad Taylor	1983
	(139 comp, 1837 yds, 9 TD, 8 INT)	
254	Joe Ferguson	1972
	(119 comp, 1484 yds, 9 TD, 15 INT)	
235	Quinn Grovey	1990
	(120 comp, 1886 yds, 18 TD, 10 INT)	
234	Matt Jones	2002
	(122 comp, 1592 yds, 16 TD, 8 INT)	
234	Bill Montgomery	1968
	(134 comp, 1595 yds, 10 TD, 8 INT)	
230	Matt Jones	2003
	(132 comp, 1917 yds, 18 TD, 7 INT)	

CAREER:

1,023	Clint Stoerner	1996-99
	(528 comp, 7422 yds, 57 TD, 37 INT)	
948	Tyler Wilson	2008-12
	(593 comp, 7765 yds, 52 TD, 26 INT)	
856	Barry Lunney Jr.	1992-95
	(476 comp, 5782 yds, 33 TD, 28 INT)	
850	Casey Dick	2005-08
	(473 comp, 5856 yds, 47 TD, 34 INT)	
814	Ryan Mallett	2009-10
	(491 comp, 7493 yds, 62 TD, 19 INT)	
755	Matt Jones	2001-04
	(417 comp, 5857 yds, 53 TD, 30 INT)	
644	Brad Taylor	1981-84
	(333 comp, 4802 yds, 23 TD, 32 INT)	
611	Joe Ferguson	1970-72
	(327 comp, 4431 yds, 24 TD, 32 INT)	
602	Bill Montgomery	1968-70
	(337 comp, 4590 yds, 29 TD, 24 INT)	
526	Quinn Grovey	1987-90
	(292 comp, 4496 yds, 29 TD, 26 INT)	

PASS COMPLETIONS

GAME:		
32	Tyler Wilson vs. Mississippi State	2011
	(43 atts, 365 yds, 3 TD, 0 INT)	
31	Tyler Wilson vs. LSU	2012
	(52 atts, 359 yds, 1 TD, 1 INT)	
31	Joe Ferguson vs. Texas A&M	1971
	(51 atts, 345 yds, 0 TD, 1 INT)	
30	Tyler Wilson vs. Texas A&M	2011
	(51 atts, 510 yds, 3 TD, 0 INT)	
29	Tyler Wilson at Texas A&M	2012
	(59 atts, 373 yds, 1 TD, 2 INT)	
28	Ryan Mallett vs. ULM	2010
	(43 atts, 400 yds, 3 TD, 0 INT)	
27	Tyler Wilson vs. Vanderbilt	2011
	(43 atts, 316 yds, 1 TD, 0 INT)	
27	Ryan Mallett at Vanderbilt	2010
	(44 atts, 409 yds, 3 TD, 0 INT)	
27	Ryan Mallett vs. Texas A&M	2010
	(38 atts, 310 yds, 3 TD, 1 INT)	
27	Clint Stoerner vs. LSU	1998
	(38 atts, 334 yds, 2 TD, 0 INT)	
26	Tyler Wilson at South Carolina	2012
	(41 atts, 277 yds, 2 TD, 2 INT)	
25	Nathan Dick at Mississippi State	2008
	(43 atts, 333 yds, 3 TD, 1 INT)	
25	Casey Dick vs. Tulsa	2008
	(38 atts, 385 yds, 1 TD, 1 INT)	
25	Casey Dick vs. Western Illinois	2008
	(41 atts, 318 yds, 2 TD, 1 INT)	
24	Tyler Wilson vs. Ole Miss	2012
	(43 atts, 297 yds, 2 TD, 2 INT)	
24	Tyler Wilson vs. Auburn	2011
	(36 atts, 262 yds, 2 TD, 0 INT)	
24	Ryan Mallett vs. Ohio State**	2011
	(47 atts, 277 yds, 2 TD, 1 INT)	
24	Ryan Mallett vs. Auburn	2009
	(37 atts, 274 yds, 2 TD, 2 INT)	
24	Casey Dick vs. Florida	2008
	(38 atts, 220 yds, 0 TD, 1 INT)	
24	Clint Stoerner at Alabama	1999
	(52 atts, 316 yds, 1 TD, 1 INT)	
23	Tyler Wilson at Mississippi State	2012

	(29 atts, 225 yds, 2 TD, 2 INT)	
23	Tyler Wilson vs. Kentucky	2012
	(31 atts, 372 yds, 5 TD, 0 INT)	
23	Tyler Wilson vs. Troy	2011
	(36 atts, 303 yds, 2 TD, 1 INT)	
23	Ryan Mallett vs. Troy	2009
	(30 atts, 405 yds, 5 TD, 1 INT)	
23	Ryan Mallett vs. South Carolina	2009
	(27 atts, 329 yds, 0 TD, 0 INT)	
23	Matt Jones at Florida	2004
	(39 atts, 252 yds, 1 TD, 3 INT)	
23	Clint Stoerner vs. Tennessee	1997
	(37 atts, 194 yds, 0 TD, 0 INT)	
23	John Eichler vs. Wichita State	1969
	(41 atts, 279 yds, 2 TD, 0 INT)	
*1980 Sugar Bowl // **2011 Sugar Bowl		

SEASON:

277	Tyler Wilson	2011
	(438 atts, 3638 yds, 24 TD, 6 INT)	
266	Ryan Mallett	2010
	(411 atts, 3869 yds, 32 TD, 12 INT)	
249	Tyler Wilson	2012
	(401 atts, 3387 yds, 21 TD, 13 INT)	
225	Ryan Mallett	2009
	(403 atts, 3624 yds, 30 TD, 7 INT)	
205	Casey Dick	2008
	(357 atts, 2586 yds, 13 TD, 14 INT)	
180	Barry Lunney Jr.	1995
	(292 atts, 2181 yds, 12 TD, 10 INT)	
177	Clint Stoerner	1999
	(317 atts, 2293 yds, 19 TD, 10 INT)	
173	Clint Stoerner	1997
	(357 atts, 2347 yds, 12 TD, 13 INT)	
167	Clint Stoerner	1998
	(312 atts, 2629 yds, 26 TD, 8 INT)	
160	Joe Ferguson	1971
	(271 atts, 2203 yds, 11 TD, 12 INT)	
151	Matt Jones	2004
	(264 atts, 2073 yds, 15 TD, 12 INT)	
150	Casey Dick	2007
	(262 atts, 1695 yds, 18 TD, 10 INT)	
145	Robby Hampton	2000
	(261 atts, 1548 yds, 13 TD, 8 INT)	
139	Brad Taylor	1983
	(257 atts, 1837 yds, 9 TD, 8 INT)	
134	Bill Montgomery	1968
	(234 atts, 1595 yds, 10 TD, 8 INT)	
132	Matt Jones	2003
	(230 atts, 1917 yds, 18 TD, 7 INT)	
128	Brandon Allen	2013
	(258 atts, 1552 yds, 13 TD, 10 INT)	
122	Matt Jones	2002
	(234 atts, 1592 yds, 16 TD, 8 INT)	
120	Quinn Grovey	1990
	(235 atts, 1886 yds, 18 TD, 10 INT)	
119	Joe Ferguson	1972
	(254 atts, 1484 yds, 9 TD, 15 INT)	
115	Pete Burks	1996
	(224 atts, 1390 yds, 6 TD, 9 INT)	
110	Bill Montgomery	1970
	(195 atts, 1662 yds, 10 TD, 9 INT)	

CAREER:

593	Tyler Wilson	2008-12
	(948 atts, 7765 yds, 52 TD, 26 INT)	
528	Clint Stoerner	1996-99
	(1023 atts, 7422 yds, 57 TD, 37 INT)	
491	Ryan Mallett	2009-10
	(814 atts, 7493 yds, 62 TD, 19 INT)	
476	Barry Lunney Jr.	1992-95
	(856 atts, 5782 yds, 33 TD, 28 INT)	
473	Casey Dick	2005-08
	(850 atts, 5856 yds, 47 TD, 34 INT)	
417	Matt Jones	2001-04
	(755 atts, 5857 yds, 53 TD, 30 INT)	
337	Bill Montgomery	1968-70
	(602 atts, 4590 yds, 29 TD, 24 INT)	
333	Brad Taylor	1981-84
	(644 atts, 4802 yds, 23 TD, 32 INT)	
327	Joe Ferguson	1970-72
	(611 atts, 4431 yds, 24 TD, 32 INT)	
292	Quinn Grovey	1987-90
	(526 atts, 4496 yds, 29 TD, 26 INT)	

COMPLETION PERCENTAGE

GAME: (13-19 att.):

.875	Ryan Mallett (14-16) vs. Eastern Michigan	2009
.857	Billy Moore (12-14) vs. Tulsa	1962
.846	Brad Taylor (11-13) vs. Tulsa	1984
.823	Casey Dick (14-17) vs. Mississippi State	2007
.813	Matt Jones (13-16) vs. New Mexico State	2004
.812	Clint Stoerner (13-16) vs. South Carolina	1999
.800	Mitch Mustain (12-15) vs. Ole Miss	2006
.800	Kevin Scanlon (12-15) at Texas A&M	1979
.800	Joe Ferguson (12-15) vs. North Texas	1972
.800	Bill Montgomery (12-15) vs. Oklahoma State	1970
.786	Matt Jones (11-14) vs. South Carolina	2003
.786	Quinn Grovey (11-14) vs. Houston	1989
.786	Greg Thomas (11-14) vs. Texas A&M	1986

(min. 20 att.):

.875	Ryan Mallett (21-24) vs. Tennessee Tech	2010
.852	Ryan Mallett (23-27) vs. South Carolina	2009
.818	Ronny South (18-22) vs. Texas A&M	1967
.815	Barry Lunney Jr. (22-27) vs. Tennessee	1995
.800	Kevin Scanlon (16-20) vs. Rice	1979
.793	Tyler Wilson (23-29) at Mississippi State	2012
.773	Ryan Mallett (17-22) vs. Missouri State	2009
.773	Robby Hampton (17-22) vs. SW Missouri State	2000
.767	Ryan Mallett (20-23) vs. Troy	2009
.759	Tyler Wilson (22-29) at Auburn	2012
.750	Tyler Wilson (18-24) vs. Missouri State	2011
.744	Tyler Wilson (32-43) vs. Mississippi State	2011
.742	Tyler Wilson (32-31) vs. Kentucky	2012
.739	Brad Taylor (17-23) vs. Baylor	1981
.731	Clint Stoerner (19-26) vs. Auburn	1999
.714	Brad Taylor (20-28) vs. SMU	1984
.714	Bill Montgomery (20-28) vs. Texas A&M	1968
.711	Clint Stoerner (27-38) vs. LSU	1998
.708	Casey Dick (17-24) vs. Ole Miss	2005
.704	Tyler Wilson (19-27) vs. Jacksonville State	2012
.700	Greg Thomas (14-20) vs. TCU	1986
.700	Bill Montgomery (14-20) vs. North Texas	1968
.700	Jon Brittenum (14-20) vs. Texas Tech	1965



INDIVIDUAL PASSING RECORDS

SEASON: (min. 100 att.):

.662	Kevin Scanlon (92-139).....	1979
.647	Ryan Mallett (266-411).....	2010
.632	Tyler Wilson (277-438).....	2011
.625	Jack Robbins (95-162).....	1935
.621	Tyler Wilson (249-401).....	2012
.616	Barry Lunney Jr. (180-292).....	1995
.615	Greg Thomas (67-109).....	1986
.602	Ron Calcagni (62-103).....	1978
.592	Ronny South (84-142).....	1967
.590	Joe Ferguson (160-271).....	1971
.574	Casey Dick (205-357).....	2008
.574	Matt Jones (132-230).....	2003
.573	Casey Dick (150-262).....	2007
.573	Bill Montgomery (134-234).....	1968
.572	Matt Jones (151-264).....	2004
.564	Bill Montgomery (110-195).....	1970

CAREER: (min 200 att.):

.626	Tyler Wilson (593-948).....	2008-12
.603	Ryan Mallett (491-814).....	2009-10
.560	Bill Montgomery (337-602).....	1968-70
.556	Casey Dick (473-850).....	2005-08
.556	Robby Hampton (170-306).....	1999-2000
.556	Barry Lunney Jr. (476-856).....	1992-95
.555	Quinn Grovey (292-526).....	1987-90
.552	Matt Jones (417-755).....	2001-04
.551	Tom Jones (238-432).....	1979-82
.535	Joe Ferguson (327-611).....	1970-72
.516	Clint Stoerner (528-1023).....	1996-99
.513	Jack Robbins (198-386).....	1935-37
.508	Ron Calcagni (156-307).....	1975-78

PASSING YARDS**GAME:**

510	Tyler Wilson vs. Texas A&M.....	2011
	(30-51, 3 TD, 0 INT)	
419	Tyler Wilson vs. Rutgers.....	2012
	(20-39, 3 TD, 2 INT)	
409	Ryan Mallett vs. Vanderbilt.....	2010
	(27-44, 3 TD, 0 INT)	
408	Ryan Mallett vs. Georgia.....	2009
	(21-39, 5 TD, 0 INT)	
405	Ryan Mallett vs. Troy.....	2009
	(23-30, 5 TD, 1 INT)	
400	Ryan Mallett vs. ULM.....	2010
	(28-43, 3 TD, 1 INT)	
387	Clint Stoerner at LSU.....	1997
	(18-38, 2 TD, 0 INT)	
385	Casey Dick vs. Tulsa.....	2008
	(25-38, 1 TD, 1 INT)	
380	Ryan Mallett at Georgia.....	2010
	(21-33, 3 TD, 0 INT)	
373	Tyler Wilson at Texas A&M.....	2012
	(29-59, 1 TD, 2 INT)	
372	Tyler Wilson vs. Kentucky.....	2012
	(23-31, 5 TD, 0 INT)	
367	Tyler Wilson vs. Jacksonville State.....	2012
	(19-27, 3 TD, 0 INT)	
365	Tyler Wilson vs. Mississippi State.....	2011
	(32-43, 3 TD, 0 INT)	
359	Tyler Wilson vs. LSU.....	2012
	(31-52, 1 TD, 1 INT)	
357	Ryan Mallett vs. Alabama.....	2010
	(25-38, 1 TD, 3 INT)	
345	Joe Ferguson vs. Texas A&M.....	1971
	(31-51, 0 TD, 1 INT)	
338	Bill Montgomery vs. Ole Miss*.....	1969
	(17-34, 1 TD, 4 INT)	
335	Ronny South vs. Texas Tech.....	1967
	(18-33, 3 TD, 2 INT)	
334	Clint Stoerner vs. LSU.....	1998
	(27-38, 2 TD, 0 INT)	
333	Nathan Dick at Mississippi State.....	2008
	(25-43, 3 TD, 1 INT)	
332	Tyler Wilson at Auburn.....	2010
	(25-34, 4 TD, 2 INT)	
329	Ryan Mallett vs. South Carolina.....	2009
	(23-27, 0 TD, 0 INT)	
325	Clint Stoerner vs. Auburn.....	1997
	(20-43, 2 TD, 1 INT)	
323	Casey Dick vs. Louisiana-Monroe.....	2008
	(22-34, 2 TD, 1 INT)	

320	Ryan Mallett vs. LSU.....	2010
	(13-23, 3 TD, 2 INT)	
318	Casey Dick vs. Western Illinois.....	2008
	(25-41, 2 TD, 1 INT)	
316	Tyler Wilson at Vanderbilt.....	2011
	(27-43, 1 TD, 0 INT)	
316	Clint Stoerner at Alabama.....	1999
	(24-52, 1 TD, 1 INT)	
313	Ryan Mallett at Mississippi State.....	2009
	(18-34, 5 TD, 2 INT)	
310	Ryan Mallett vs. Texas A&M.....	2010
	(27-38, 3 TD, 1 INT)	
	*1970 Sugar Bowl	

SEASON:

3,869	Ryan Mallett (266-411, 32 TD, 12 INT).....	2010
3,638	Tyler Wilson (277-438, 24 TD, 6 INT).....	2011
3,624	Ryan Mallett (225-403, 30 TD, 7 INT).....	2009
3,387	Tyler Wilson (249-401, 21 TD, 13 INT).....	2012
2,629	Clint Stoerner (167-312, 26 TD, 8 INT).....	1998
2,586	Casey Dick (205-357, 13 TD, 14 INT).....	2008
2,347	Clint Stoerner (173-357, 12 TD, 13 INT).....	1997
2,293	Clint Stoerner (177-317, 21 TD, 10 INT).....	1999
2,203	Joe Ferguson (160-271, 11 TD, 12 INT).....	1971
2,181	Barry Lunney Jr. (180-292, 12 TD, 10 INT).....	1995
2,073	Matt Jones (151-264, 15 TD, 12 INT).....	2004
1,917	Matt Jones (132-230, 18 TD, 7 INT).....	2003
1,886	Quinn Grovey (120-235, 18 TD, 10 INT).....	1990
1,837	Brad Taylor (139-257, 9 TD, 8 INT).....	1983
1,695	Casey Dick (150-262, 18 TD, 10 INT).....	2007
1,662	Bill Montgomery (110-195, 10 TD, 9 INT).....	1970
1,595	Bill Montgomery (134-234, 10 TD, 8 INT).....	1968
1,592	Matt Jones (122-234, 16 TD, 8 INT).....	2002
1,552	Brandon Allen (128-258, 13 TD, 10 INT).....	2013
1,548	Robby Hampton (145-261, 13 TD, 8 INT).....	2000
1,484	Joe Ferguson (119-254, 9 TD, 15 INT).....	1972
1,390	Pete Burks (115-224, 6 TD, 9 INT).....	1996

CAREER:

7,765	Tyler Wilson.....	2008-12
	(593-948, 52 TD, 26 INT)	
7,493	Ryan Mallett.....	2009-10
	(491-814, 62 TD, 19 INT)	
7,422	Clint Stoerner.....	1996-99
	(528-1023, 57 TD, 37 INT)	
5,857	Matt Jones.....	2001-04
	(417-755, 53 TD, 30 INT)	
5,856	Casey Dick.....	2005-08
	(473-850, 47 TD, 34 INT)	
5,782	Barry Lunney Jr.....	1992-95
	(476-856, 33 TD, 28 INT)	
4,802	Brad Taylor.....	1981-84
	(333-644, 23 TD, 32 INT)	
4,590	Bill Montgomery.....	1968-70
	(337-602, 29 TD, 24 INT)	
4,496	Quinn Grovey.....	1987-90
	(292-526, 29 TD, 26 INT)	
4,431	Joe Ferguson.....	1970-72
	(327-611, 24 TD, 32 INT)	
2,927	Tom Jones.....	1979-82
	(238-432, 20 TD, 24 INT)	
2,574	Lamar McHan.....	1951-53
	(186-421, 19 TD, 42 INT)	

TOUCHDOWN PASSES**GAME:**

5	Tyler Wilson vs. Kentucky.....	2012
5	Ryan Mallett vs. UTEP.....	2010
5	Ryan Mallett vs. Mississippi State.....	2009
5	Ryan Mallett vs. Troy.....	2009
5	Ryan Mallett vs. Georgia.....	2009
4	Tyler Wilson at Auburn.....	2010
4	Ryan Mallett vs. Texas A&M.....	2009
4	Casey Dick vs. Mississippi State.....	2007
4	Matt Jones vs. Louisiana-Monroe.....	2004
4	Robby Hampton vs. Louisiana-Monroe.....	2000
4	Brad Taylor vs. Rice.....	1983
4	Joe Ferguson at TCU.....	1972
4	Ronny South vs. SMU.....	1967
3	Brandon Allen vs. Louisiana.....	2013
3	Brandon Allen vs. Texas A&M.....	2013
3	Tyler Wilson vs. Rutgers.....	2012
3	Tyler Wilson vs. Jacksonville State.....	2012

3	Tyler Wilson vs. Mississippi State.....	2011
3	Tyler Wilson vs. Tennessee.....	2011
3	Tyler Wilson vs. Texas A&M.....	2011
3	Ryan Mallett vs. LSU.....	2010
3	Ryan Mallett at Mississippi State.....	2010
3	Ryan Mallett at Vanderbilt.....	2010
3	Ryan Mallett vs. Texas A&M.....	2010
3	Ryan Mallett at Georgia.....	2010
3	Ryan Mallett vs. ULM.....	2010
3	Ryan Mallett vs. Tennessee Tech.....	2010
3	Nathan Dick at Mississippi State.....	2008
3	Casey Dick at Ole Miss.....	2007
3	Casey Dick vs. North Texas.....	2007
3	Casey Dick at Alabama.....	2007
3	Mitch Mustain at Vanderbilt.....	2006
3	Casey Dick at Ole Miss.....	2005
3	Matt Jones vs. South Carolina.....	2003
3	Matt Jones at Kentucky.....	2003
3	Matt Jones vs. Florida.....	2003
3	Matt Jones vs. Boise State.....	2002
3	Clint Stoerner vs. Tennessee.....	1999
3	Clint Stoerner vs. Auburn.....	1999
3	Clint Stoerner vs. South Carolina.....	1999
3	Clint Stoerner at SMU.....	1999
3	Clint Stoerner at Mississippi State.....	1998
3	Clint Stoerner at Tennessee.....	1998
3	Clint Stoerner at South Carolina.....	1998
3	Clint Stoerner vs. Alabama.....	1998
3	Clint Stoerner vs. SMU.....	1998
3	Barry Lunney Jr. vs. Tennessee.....	1995
3	Barry Lunney Jr. vs. Ole Miss.....	1994
3	Barry Lunney Jr. vs. Vanderbilt.....	1994
3	Quinn Grovey at Houston.....	1990
3	Quinn Grovey vs. Texas Tech.....	1990
3	Quinn Grovey vs. Colorado State.....	1990
3	Danny Nutt vs. Navy.....	1984
3	Brad Taylor at SMU.....	1984
3	Kevin Scanlon vs. SMU.....	1979
3	Joe Ferguson vs. Texas.....	1971
3	Ronny South vs. Texas Tech.....	1967
3	Lamar McHan vs. Tulsa.....	1953
3	Dwight Sloan at Tulsa.....	1937

SEASON:

32	Ryan Mallett.....	2010
30	Ryan Mallett.....	2009
26	Clint Stoerner.....	1998
24	Tyler Wilson.....	2011
21	Tyler Wilson.....	2012
19	Clint Stoerner.....	1999
18	Casey Dick.....	2007
18	Matt Jones.....	2003
18	Quinn Grovey.....	1990
16	Matt Jones.....	2002
15	Matt Jones.....	2004
13	Brandon Allen.....	2013
13	Casey Dick.....	2008
13	Robby Hampton.....	2000
12	Clint Stoerner.....	1997
12	Barry Lunney Jr.....	1995
11	Barry Lunney Jr.....	1994
11	Joe Ferguson.....	1971
11	Ronny South.....	1967
10	Mitch Mustain.....	2006
10	Ron Calcagni.....	1977
10	Bill Montgomery.....	1970
10	Bill Montgomery.....	1968
10	Dwight Sloan.....	1936

CAREER:

62	Ryan Mallett.....	2009-10
57	Clint Stoerner.....	1996-99
53	Matt Jones.....	2001-04
52	Tyler Wilson.....	2008-12
47	Casey Dick.....	2005-08
33	Barry Lunney Jr.....	1992-95
29	Quinn Grovey.....	1987-90
29	Bill Montgomery.....	1968-70
24	Joe Ferguson.....	1970-72
23	Brad Taylor.....	1981-84
20	Tom Jones.....	1979-82
19	Lamar McHan.....	1951-53
19	Jack Robbins.....	1935-37

INTERCEPTIONS**GAME:**

6	Joe Ferguson at Texas A&M.....	1972
5	Lamar McHan at SMU.....	1951
4	Brad Taylor at Texas.....	1984
4	John Eichler vs. Texas.....	1967
4	Jack Robbins at Tulsa.....	1936

SEASON:

18	Kay Eakin.....	1939
18	Jack Robbins.....	1937
17	Lamar McHan.....	1952
15	Joe Ferguson.....	1972
15	Jim Rinehart.....	1950
14	Casey Dick.....	2008
14	Lamar McHan.....	1951
14	Kay Eakin.....	1938
13	Tyler Wilson.....	2012
13	Clint Stoerner.....	1997
13	Mike Kirkland.....	1973

CAREER:

42	Lamar McHan.....	1951-53
37	Clint Stoerner.....	1996-99
34	Casey Dick.....	2005-08
33	Kay Eakin.....	1937-39
32	Brad Taylor.....	1981-84
32	Joe Ferguson.....	1970-72
32	Jack Robbins.....	1935-37
30	Matt Jones.....	2001-04
28	Barry Lunney Jr.....	1992-95
26	Tyler Wilson.....	2008-12
26	Quinn Grovey.....	1987-90

CONSECUTIVE PASSES W/O INT

184	Tyler Wilson.....	2011
141	Ryan Mallett.....	2009
134	Clint Stoerner.....	1997-98
123	Barry Lunney Jr.....	1992-93

ALL-TIME 250-YARD PASSING GAMES (76)

Player	Date	Att	Comp	INT	Comp	Yards	TD	Opponent
Tyler Wilson	10/1/2011	51	30	0	.588	510	3	Texas A&M
Tyler Wilson	9/22/2012	39	20	2	.513	419	3	Rutgers
Ryan Mallett	10/30/2010	44	27	0	.614	409	3	Vanderbilt
Ryan Mallett	9/19/2009	39	21	0	.538	408	5	Georgia
Ryan Mallett	11/14/2009	30	23	1	.767	405	5	Troy
Ryan Mallett	9/11/2010	43	28	1	.651	400	3	ULM
Clint Stoerner	11/28/97	38	18	0	.474	387	2	LSU
Casey Dick	11/1/2008	38	25	1	.658	385	1	Tulsa
Ryan Mallett	9/18/2010	33	21	0	.636	380	3	Georgia
Tyler Wilson	9/29/2012	59	29	2	.492	373	1	Texas A&M
Tyler Wilson	10/13/2012	31	23	0	.742	372	5	Kentucky
Tyler Wilson	9/1/2012	27	19	0	.704	367	3	Jacksonville State
Tyler Wilson	11/19/2011	43	32	0	.744	365	3	Mississippi State
Tyler Wilson	11/23/2012	52	31	1	.596	369	1	LSU
Ryan Mallett	9/25/2010	38	25	3	.658	357	1	Alabama
Joe Ferguson	10/30/71	51	31	1	.608	345	0	Texas A&M
Bill Montgomery	1/1/71	34	17	1	.500	338	2	Ole Miss
Ronny South	11/25/67	33	18	2	.545	335	3	Texas Tech
Clint Stoerner	11/27/98	38	27	0	.711	334	2	LSU
Nathan Dick	11/22/2008	43	25	1	.581	333	3	Mississippi State
Tyler Wilson	10/16/2010	34	25	2	.735	332	4	Auburn
Ryan Mallett	11/7/2009	27	23	0	.852	329	0	South Carolina
Clint Stoerner	10/25/97	43	20	1	.465	325	2	Auburn
Casey Dick	9/2/2008	34	22	0	.647	323	2	ULM
Ryan Mallett	11/27/2010	23	13	2	.565	320	3	LSU
Casey Dick	8/30/2008	41	25	1	.610	318	2	Western Illinois
Tyler Wilson	10/29/2011	43	27	0	.628	316	1	Vanderbilt
Clint Stoerner	9/25/99	52	24	1	.462	316	1	Alabama
Ryan Mallett	11/21/2009	34	18	2	.529	313	5	Mississippi State
Ryan Mallett	10/9/2010	38	27	1	.711	310	3	Texas A&M
Ryan Mallett	9/5/2009	22	17	0	.773	309	1	Missouri State
Brad Taylor	12/28/81	29	14	0	.483	307	2	North Carolina
Ryan Mallett	11/20/2010	26	17	1	.654	305	3	Mississippi State
Joe Ferguson	10/7/72	32	20	0	.625	304	4	TCU
Tyler Wilson	9/17/2011	36	23	1	.639	303	2	Troy
Ryan Mallett	11/6/2010	30	21	1	.700	303	1	South Carolina
Ryan Mallett	9/4/2010	24	21	1	.875	301	3	Tennessee Tech
Tyler Wilson	11/5/2011	37	20	1	.541	299	2	South Carolina
Matt Jones	10/18/2003	30	20	2	.667	299	3	Florida
Tyler Wilson	10/27/2012	43	24	2	.558	297	2	Ole Miss
Clint Stoerner	10/10/98	42	19	2	.452	296	1	Memphis
Bill Montgomery	11/14/70	31	19	0	.613	294	2	SMU
Barry Lunney Jr.	10/13/93	41	17	1	.415	286	2	Auburn
Brandon Allen	9/28/2013	36	17	2	.472	282	3	Texas A&M
Casey Dick	10/25/2008	38	20	1	.526	282	2	Ole Miss
John Eichler	10/25/69	41	23	0	.561	279	2	Wichita State
Tyler Wilson	11/11/2012	41	26	2	.634	277	2	South Carolina
Ryan Mallett	1/4/2011	47	24	1	.511	277	2	Ohio State
Joe Ferguson	11/6/71	29	18	1	.621	277	0	Rice
Barry Lunney Jr.	10/7/95	27	22	0	.815	276	3	Tennessee
Ryan Mallett	10/10/2009	37	24	1	.649	274	2	Auburn
Clint Stoerner	11/14/98	34	17	1	.500	274	0	Tennessee
Tyler Wilson	11/3/2012	31	21	1	.677	272	0	Tulsa
Matt Jones	9/18/2004	28	18	1	.643	272	4	ULM
Ryan Mallett	10/3/2009	27	17	1	.630	271	4	Texas A&M
Quinn Grovey	9/22/90	25	16	0	.640	270	0	Ole Miss
Danny Nutt	9/29/84	28	17	0	.607	267	3	Navy
Bill Montgomery	11/9/68	23	15	0	.652	266	2	Rice
Bill Montgomery	10/3/70	20	13	1	.650	265	1	TCU
Tyler Wilson	10/8/2011	36	24	0	.667	262	2	Auburn
Clint Stoerner	9/19/98	33	17	0	.515	262	3	SMU
Barry Lunney Jr.	10/14/95	32	19	1	.594	261	0	Ole Miss
Tyler Wilson	9/3/2011	24	18	0	.750	260	2	Missouri State
Matt Jones	11/1/2003	25	16	0	.640	260	3	Kentucky
Bill Montgomery	10/12/68	34	22	2	.647	260	1	Baylor
Tyler Wilson	9/10/2011	26	18	1	.692	259	1	New Mexico
Joe Ferguson	10/2/71	23	15	0	.652	259	1	TCU
Bill Montgomery	11/2/68	28	20	0	.714	258	2	Texas A&M
Brad Taylor	11/6/82	33	13	1	.394	257	1	Baylor
Quinn Grovey	10/28/89	14	11	1	.786	256	2	Houston
Ryan Mallett	10/24/2009	34	12	0	.353	254	1	Ole Miss
Clint Stoerner	9/4/99	30	13	0	.433	254	2	SMU
Matt Jones	10/2/2004	39	23	3	.590	252	1	Florida
Clint Stoerner	11/26/99	36	19	3	.528	252	1	LSU
Brad Taylor	11/7/81	23	17	2	.739	250	0	Baylor
Dwight Sloan	11/25/37	35	19	0	.543	250	3	Tulsa

INDIVIDUAL RECEIVING RECORDS

RECEPTIONS

GAME:

13	Jarius Wright vs. Texas A&M (281 yards, 2 TD).....	2011
13	James Shibeast at SMU (199 yards, 2 TD).....	1984
13	Wear Schoonover at Baylor (152 yards, 0 TD).....	1929
12	Cobi Hamilton vs. Ole Miss (146 yards, 0 TD).....	2012
12	Greg Childs vs. ULM (146 yards, 2 TD).....	2010
12	Mike Reppond at Rice (204 yards, 0 TD).....	1971
12	Chuck Dicus vs. Georgia (169 yards, 1 TD).....	1969*
11	Cobi Hamilton vs. Tulsa (177 yards, 0 TD).....	2012
11	Cobi Hamilton at Texas A&M (162 yards, 0 TD).....	2012
10	Cobi Hamilton vs. LSU (98 yards, 0 TD).....	2012
10	Cobi Hamilton vs. Rutgers (303 yards, 3 TD).....	2012
10	Jarius Wright at Vanderbilt (135 yards, 1 TD).....	2011
10	Lucas Miller at Miss. State (201 yards, 1 TD).....	2008
10	D.J. Williams vs. Ole Miss (129 yards, 0 TD).....	2008
10	Bobby Joe Edmonds vs. Auburn (68 yards, 0 TD).....	1984***
10	Bobby Crockett vs. LSU (129 yards, 1 TD).....	1966**
9	Joe Adams vs. Ohio State (120 yards, 1 TD).....	2011*****
9	Greg Childs at Auburn (164 yards, 2 TD).....	2010
9	George Wilson at Kentucky (172 yards, 1 TD).....	2003
9	Anthony Eubanks vs. Auburn (167 yards, 1 TD).....	1997
9	James Shibeast vs. Navy (156 yards, 2 TD).....	1984
9	Bobby Nichols vs. Texas A&M (102 yards, 0 TD).....	1971
9	Bruce Maxwell vs. Ole Miss (137 yards, 1 TD).....	1970****
9	Chuck Dicus vs. Texas (146 yards, 1 TD).....	1969
9	Chuck Dicus vs. TCU (156 yards, 2 TD).....	1969

*1969 Sugar Bowl || **1966 Cotton Bowl || ***1984 Liberty Bowl
****1970 Sugar Bowl || *****2011 Sugar Bowl

SEASON:

90	Cobi Hamilton (1335 yards, 5 TD).....	2012
66	Jarius Wright (1117 yards, 12 TD).....	2011
62	J.J. Meadors (584 yards, 2 TD).....	1995
61	D.J. Williams (723 yards, 3 TD).....	2008
56	Mike Reppond (986 yards, 3 TD).....	1971
54	Joe Adams (625 yards, 3 TD).....	2011
54	D.J. Williams (627 yards, 4 TD).....	2010
52	Boo Williams (739 yards, 7 TD).....	2000
51	Anthony Eubanks (870 yards, 5 TD).....	1997
51	Anthony Eubanks (809 yards, 5 TD).....	1996
51	James Shibeast (907 yards, 7 TD).....	1984
50	Joe Adams (813 yards, 6 TD).....	2010
50	Marcus Monk (962 yards, 11 TD).....	2006
50	George Wilson (900 yards, 6 TD).....	2003
49	Peyton Hillis (537 yards, 5 TD).....	2007
49	George Wilson (626 yards, 7 TD).....	2002
48	Greg Childs (894 yards, 7 TD).....	2009
48	Jim Benton (814 yards, 7 TD).....	1937
46	Greg Childs (659 yards, 6 TD).....	2010
44	Michael Williams (560 yards, 5 TD).....	1998
43	Anthony Lucas (1004 yards, 10 TD).....	1998
43	Anthony Eubanks (596 yards, 4 TD).....	1995
43	J.J. Meadors (613 yards, 5 TD).....	1994
43	Derek Russell (897 yards, 8 TD).....	1990
42	Jarius Wright (788 yards, 5 TD).....	2010
42	Chuck Dicus (688 yards, 4 TD).....	1969

CAREER:

175	Cobi Hamilton (2854 yards, 18 TD).....	2009-12
168	Jarius Wright (2934 yards, 24 TD).....	2008-11
164	Joe Adams (2410 yards, 17 TD).....	2008-11
153	Anthony Eubanks (2440 yards, 16 TD).....	1994-97
152	D.J. Williams (1855 yards, 10 TD).....	2007-10
144	George Wilson (2151 yards, 16 TD).....	2000-03
138	Marcus Monk (2151 yards, 27 TD).....	2004-07
137	Anthony Lucas (2879 yards, 23 TD).....	1996-99
135	Richard Smith (1858 yards, 17 TD).....	2000-03
134	J.J. Meadors (1651 yards, 10 TD).....	1992-95
133	Greg Childs (2066 yards, 15 TD).....	2008-11
118	Peyton Hillis (1195 yards, 11 TD).....	2004-07
118	Chuck Dicus (1854 yards, 16 TD).....	1968-70
101	Emanuel Smith (1235 yards, 4 TD).....	1996-99
101	Mike Reppond (1625 yards, 8 TD).....	1970-72

RECEIVING YARDS

GAME:

303#	Cobi Hamilton vs. Rutgers (10 catches, 3 TD).....	2012
281	Jarius Wright vs. Texas A&M (13 catches, 2 TD).....	2011
204	Mike Reppond vs. Rice (12 catches, 0 TD).....	1971
201	Lucas Miller at Mississippi State (10 catches, 1 TD).....	2008
199	James Shibeast at SMU (13 catches, 2 TD).....	1984
194	Anthony Lucas at SMU (6 catches, 3 TD).....	1999
193	Chuck Dicus vs. Rice (8 catches, 2 TD).....	1968
192	Marcus Monk at South Carolina (8 catches, 1 TD).....	2006
177	Cobi Hamilton vs. Tulsa (11 catches, 0 TD).....	2012
177	Anthony Lucas at Ole Miss (4 catches, 2 TD).....	1998

172	George Wilson at Kentucky (9 catches, 1 TD).....	2003
172	Anthony Lucas at Tennessee (8 catches, 2 TD).....	1998
171	Boo Williams vs. Boise State (5 catches, 2 TD).....	2000
171	Bobby Nichols vs. Texas A&M (9 catches, 0 TD).....	1971
171	Mike Reppond vs. Texas (7 catches, 1 TD).....	1971
171	Chuck Dicus vs. Ole Miss (6 catches, 1 TD).....	1970
169	Derek Holloway vs. Tulsa (5 catches, 1 TD).....	1982
169	Chuck Dicus vs. Georgia* (12 catches, 1 TD).....	1969
# SEC Record		
*1969 Sugar Bowl		

SEASON:

1,335	Cobi Hamilton (90 catches, 5 TD).....	2012
1,117	Jarius Wright (66 catches, 12 TD).....	2011
1,004	Anthony Lucas (43 catches, 10 TD).....	1998
986	Mike Reppond (56 catches, 3 TD).....	1971
962	Marcus Monk (50 catches, 11 TD).....	2006
907	James Shibeast (51 catches, 7 TD).....	1984
900	George Wilson (50 catches, 6 TD).....	2003
897	Derek Russell (43 catches, 8 TD).....	1990
894	Greg Childs (48 catches, 7 TD).....	2009
870	Anthony Eubanks (51 catches, 5 TD).....	1997
822	Anthony Lucas (37 catches, 5 TD).....	1999
814	Jim Benton (48 catches, 7 TD).....	1937
813	Joe Adams (50 catches, 6 TD).....	2010
809	Anthony Eubanks (51 catches, 5 TD).....	1996
788	Jarius Wright (42 catches, 5 TD).....	2010
739	Boo Williams (52 catches, 7 TD).....	2000
723	D.J. Williams (61 catches, 3 TD).....	2008
688	Chuck Dicus (42 catches, 4 TD).....	1969
659	Greg Childs (46 catches, 6 TD).....	2010
630	Cobi Hamilton (32 catches, 6 TD).....	2010
627	D.J. Williams (54 catches, 4 TD).....	2010
626	George Wilson (49 catches, 7 TD).....	2002
617	Steven Harris (37 catches, 4 TD).....	2004
613	J.J. Meadors (43 catches, 5 TD).....	1994
596	Anthony Eubanks (43 catches, 4 TD).....	1995
589	Chuck Dicus (38 catches, 8 TD).....	1968

CAREER:

2,934	Jarius Wright (168 catches, 24 TD).....	2008-11
2,879	Anthony Lucas (137 catches, 23 TD).....	1995-99
2,854	Cobi Hamilton (175 catches, 18 TD).....	2009-12
2,440	Anthony Eubanks (153 catches, 16 TD).....	1994-97
2,410	Joe Adams (164 catches, 17 TD).....	2008-11
2,151	Marcus Monk (138 catches, 27 TD).....	2004-07
2,151	George Wilson (144 catches, 16 TD).....	2000-03
2,066	Greg Childs (133 catches, 15 TD).....	2008-11
1,920	James Shibeast (97 catches, 10 TD).....	1983-86
1,874	Derek Russell (91 catches, 16 TD).....	1987-90
1,858	Richard Smith (135 catches, 17 TD).....	2000-03
1,855	D.J. Williams (152 catches, 10 TD).....	2007-10
1,854	Chuck Dicus (118 catches, 16 TD).....	1968-70
1,651	J.J. Meadors (134 catches, 10 TD).....	1992-95
1,625	Mike Reppond (101 catches, 8 TD).....	1970-72
1,319	Jim Hodge (73 catches, 7 TD).....	1970-72
1,303	Jim Benton (83 catches, 12 TD).....	1936-37
1,269	Tracy Caldwell (89 catches, 8 TD).....	1990-93
1,235	Emanuel Smith (101 catches, 4 TD).....	1996-99
1,195	Peyton Hillis (118 catches, 11 TD).....	2004-07

TOUCHDOWN RECEPTIONS

GAME:

3	Cobi Hamilton vs. Rutgers.....	2012
3	Anthony Lucas at SMU.....	1999
3	Alton Baldwin vs. TCU.....	1945
3	Alton Baldwin vs. Arkansas A&M.....	1944

SEASON:

12	Jarius Wright.....	2011
11	Marcus Monk.....	2006
10	Anthony Lucas.....	1998
8	Derek Russell.....	1990
8	Chuck Dicus.....	1968
7	Joe Adams.....	2009
7	Greg Childs.....	2009
7	Marcus Monk.....	2005
7	Richard Smith.....	2003
7	George Wilson.....	2002
7	Boo Williams.....	2000
7	James Shibeast.....	1984
7	Jim Benton.....	1937
7	Wear Schoonover.....	1929

CAREER:

27	Marcus Monk.....	2004-07
24	Jarius Wright.....	2008-11
23	Anthony Lucas.....	1995-99

18	Cobi Hamilton.....	2009-12
17	Joe Adams.....	2008-11
17	Richard Smith.....	2000-03
16	George Wilson.....	2000-03
16	Anthony Eubanks.....	1994-97
16	Chuck Dicus.....	1968-70
16	Derek Russell.....	1987-90
15	Greg Childs.....	2008-11
13	Jim Benton.....	1935-37
11	Peyton Hillis.....	2004-07
11	Boo Williams.....	1999-2000
10	D.J. Williams.....	2007-10
10	J.J. Meadors.....	1992-95
10	James Shibeast.....	1983-86
9	Bobby Duckworth.....	1977-80
9	Ross Pritchard.....	1947-50

100-YARD RECEIVING GAMES

SEASON:

5	Anthony Lucas.....	1998
5	Anthony Eubanks.....	1997
4	Cobi Hamilton.....	2012
4	Jarius Wright.....	2011
4	George Wilson.....	2003
4	Mike Reppond.....	1971
3	Joe Adams.....	2010
3	Greg Childs.....	2009
3	D.J. Williams.....	2008
3	Marcus Monk.....	2006
3	Anthony Eubanks.....	1996
3	Anthony Lucas.....	1995
3	Derek Russell.....	1990
3	James Shibeast.....	1984
3	Chuck Dicus.....	1969
2	Greg Childs.....	2010
2	Cobi Hamilton.....	2010
2	Jarius Wright.....	2010
2	Joe Adams.....	2009
2	Jarius Wright.....	2009
2	Steven Harris.....	2004
2	Richard Smith.....	2003
2	George Wilson.....	2001
2	Boo Williams.....	2000
2	Anthony Lucas.....	1999
2	Donnie Centers.....	1986
2	Donny Bobo.....	1977
2	Bobby Crockett.....	1965

CAREER:

11	Anthony Lucas.....	1995-99
9	Jarius Wright.....	2008-11
9	Anthony Eubanks.....	1994-97
8	Cobi Hamilton.....	2009-12
7	Joe Adams.....	2008-11
6	George Wilson.....	2001-03
5	Greg Childs.....	2008-11
5	Derek Russell.....	1987-90
5	Chuck Dicus.....	1968-70
4	D.J. Williams.....	2007-10
4	James Shibeast.....	1983-86
4	Mike Reppond.....	1970-72
3	Marcus Monk.....	2004-07

REC. YARDS IN CONS. GAMES

GAME:

465	Cobi Hamilton.....	2012
(303 vs. Rutgers, 162 at Texas A&M)		
367	Derek Holloway.....	1981-82
(141 vs. North Carolina*, 196 vs. Tulsa)		
357	Jarius Wright.....	2011
(281 vs. Texas A&M, 76 vs. Auburn)		
349	Anthony Lucas.....	1998
(177 vs. Ole Miss, 172 at Tennessee)		
329	Marcus Monk.....	2006
(192 at South Carolina, 137 vs. Tennessee)		
323	Cobi Hamilton.....	2012
(146 vs. Ole Miss, 177 vs. Tulsa)		
317	Cobi Hamilton.....	2012
(14 vs. Alabama, 303 vs. Rutgers)		
317	Chuck Dicus.....	1969
(146 vs. Texas, 171 vs. Ole Miss**)		
308	Mike Reppond.....	1971
(137 at Baylor, 171 vs. Texas)		
307	Jarius Wright.....	2011
(26 at Alabama, 281 vs. Texas A&M)		
* 1981 Gator Bowl		
** 1970 Sugar Bowl		



100-YARD RECEIVING GAMES (122)

PLAYER	DATE	REC	YDS	TD	OPPONENT	PLAYER	DATE	REC	YDS	TD	OPPONENT
Cobi Hamilton	9/22/2012	10	303	3	Rutgers	Marcus Monk	9/16/2006	5	124	1	Vanderbilt
Jarius Wright	10/1/2011	13	281	2	Texas A&M	Richard Smith	10/18/2003	6	123	1	Florida
Mike Reppond	11/6/71	12	204	0	Rice	David Dickey	11/25/67	6	123	1	Texas Tech
Lucas Miller	11/22/2008	10	201	1	Miss St.	Brandon Mitchell	9/1/2012	4	122	0	Jacksonville St.
James Shibest	11/24/84	13	199	2	SMU	Richard Smith	9/6/2003	3	122	1	Tulsa
Anthony Lucas	9/4/99	6	194	3	SMU	James Shibest	10/4/86	5	121	0	TCU
Chuck Dicus	11/9/68	8	193	2	Rice	Joe Adams	1/4/2011	9	120	1	Ohio St.
Marcus Monk	11/4/2006	8	192	1	S Carolina	Harry Jones	10/1/66	2	120	2	TCU
Cobi Hamilton	11/3/2012	11	177	0	Tulsa	Bobby Crockett	10/30/65	5	120	1	Texas A&M
Anthony Lucas	11/7/98	4	177	2	Ole Miss	Chris Gragg	11/19/2011	8	119	1	Mississippi State
George Wilson	11/1/2003	9	172	1	Kentucky	Donny Bobo	9/10/77	2	119	1	NM State
Anthony Lucas	11/14/98	8	172	2	Tennessee	Floyd Sagely	11/28/53	6	118	1	Tulsa
Boo Williams	9/16/2000	5	171	2	Boise State	Jim Benton	11/20/37	8	116	0	Geo. Wash.
Mike Reppond	10/16/71	8	171	1	Texas	George Wilson	11/23/2001	7	115	1	LSU
Chuck Dicus	1/1/70	6	171	1	Ole Miss	Jim Hodge	11/14/70	4	115	0	SMU
Derek Holloway	9/11/82	5	196	1	Tulsa	Steven Harris	10/2/2004	6	114	0	Florida
Chuck Dicus	1/1/69	12	169	1	Georgia	Anthony Lucas	9/5/98	4	113	2	USL
Anthony Eubanks	10/25/97	9	167	1	Auburn	Gerald McMurray	11/7/81	5	113	0	Baylor
Derek Russell	10/6/90	8	166	2	TCU	Jarius Wright	11/1/2008	5	112	0	Tulsa
Cobi Hamilton	11/27/2010	3	164	2	LSU	Cobi Hamilton	11/6/2010	7	111	1	S Carolina
Greg Childs	10/16/2010	9	164	2	Auburn	George Wilson	9/13/2003	5	111	1	Texas
Derek Russell	10/28/89	6	164	2	Houston	George Wilson	12/30/2002	8	111	1	Minnesota
Cobi Hamilton	9/29/2012	11	162	0	Texas A&M	Boo Williams	9/2/2000	4	111	1	SW Mo St.
James Shibest	9/29/84	9	156	2	Navy	Anthony Eubanks	10/5/96	6	111	0	Florida
Chuck Dicus	10/4/69	9	156	2	TCU	Anthony Lucas	10/7/95	4	111	2	Tennessee
Wear Schoonover	10/19/29	13	152	0	Baylor	Chris Gragg	9/1/2012	7	110	2	Jacksonville St.
Jonathan Williams	10/13/2012	3	150	2	Kentucky	Joe Adams	10/3/2009	3	110	0	Texas A&M
Chuck Dicus	10/3/70	6	150	0	TCU	Gary Anderson	10/9/82	4	110	1	Texas Tech
Anthony Lucas	10/3/98	6	149	1	Kentucky	Hunter Henry	9/28/2013	4	109	0	Texas A&M
Max Peacock	11/25/67	7	149	1	Texas Tech	Joe Adams	9/17/2011	8	109	1	Troy
Gary Stiggers	10/28/78	5	148	0	Houston	Joe Adams	10/31/2009	3	109	2	E Michigan
Cobi Hamilton	10/27/2012	12	146	0	Ole Miss	Jarius Wright	9/3/2011	6	108	2	Missouri State
Greg Childs	9/11/2010	12	146	2	ULM	Jarius Wright	9/19/2009	4	108	1	Georgia
Chuck Dicus	12/6/69	9	146	1	Texas	Anthony Eubanks	10/28/95	8	108	1	Auburn
Anthony Eubanks	11/28/97	4	142	1	LSU	Donnie Centers	11/1/86	3	108	1	Rice
Greg Childs	9/19/2009	5	140	2	Georgia	Donnie Centers	9/27/86	4	108	1	NM State
Jarius Wright	9/5/2009	6	139	0	Missouri St.	Anthony Lucas	9/23/95	6	106	1	Memphis
Joe Adams	9/4/2010	6	138	2	Tenn Tech	Lewis Carpenter	9/27/52	3	106	1	Houston
Anthony Eubanks	10/12/96	8	138	1	La. Tech	Jarius Wright	11/20/2010	2	105	1	Miss St.
D.J. Williams	11/7/2009	7	137	0	S Carolina	George Wilson	11/3/2001	8	105	1	Ole Miss
Marcus Monk	11/11/2006	8	137	2	Tennessee	George Wilson	10/25/2003	6	104	0	Ole Miss
Anthony Lucas	11/28/97	6	137	1	LSU	Anthony Eubanks	9/20/97	7	104	1	Alabama
Derek Russell	10/1/88	4	137	1	TCU	Jarius Wright	11/5/2011	4	103	2	South Carolina
Mike Reppond	10/9/71	5	137	2	Baylor	Anthony Lucas	10/14/95	5	103	0	Ole Miss
Bruce Maxwell	1/1/70	9	137	1	Ole Miss	Anthony Lucas	11/6/99	6	102	0	Ole Miss
Derek Russell	11/24/90	5	136	1	SMU	Bobby Nichols	10/30/71	9	102	0	Texas A&M
Jarius Wright	10/29/2011	10	135	1	Vanderbilt	Bobby Crockett	10/16/65	8	102	1	Texas
Greg Childs	10/17/2009	4	135	1	Florida	Cedric Washington	11/20/2004	5	101	0	Miss St.
Steven Harris	9/18/2004	6	133	2	ULM	Anthony Eubanks	11/6/97	7	101	1	Ole Miss
Mike Reppond	10/2/71	7	133	0	TCU	Bobby Duckworth	9/20/80	4	101	1	OK State
Lance Alworth	11/18/61	6	133	1	SMU	George Wilson	9/20/2003	4	100	1	North Texas
Cobi Hamilton	9/10/2011	5	132	1	New Mexico	Anthony Lucas	9/19/98	3	100	1	SMU
Jarius Wright	9/25/2010	6	131	0	Alabama	Anthony Eubanks	9/27/97	5	100	1	La. Tech
Cobi Hamilton	11/21/2009	3	131	2	Miss St.	Donny Bobo	10/1/77	5	100	1	TCU
Joe Adams	9/18/2010	6	130	0	Georgia						
Anthony Eubanks	9/28/96	8	130	1	ULM						
D.J. Williams	11/1/2008	6	129	0	Tulsa						
D.J. Williams	10/25/2008	10	129	0	Ole Miss						
Bobby Crockett	1/1/66	10	129	1	LSU						
Derek Russell	9/22/90	7	128	0	Tulsa						
James Shibest	10/20/84	7	128	1	Texas						
J.J. Meadors	9/3/94	5	127	2	SMU						
Jim Hodge	9/9/72	7	127	0	S California						
Richard Smith	10/5/2002	3	125	1	Tennessee						
Chuck Dicus	10/11/69	4	125	0	Baylor						
Joe Adams	10/22/2011	4	124	0	Ole Miss						
Greg Childs	11/28/2009	5	124	0	LSU						
D.J. Williams	9/6/2008	5	124	2	ULM						

INDIVIDUAL TOTAL OFFENSE RECORDS

PLAYS	
GAME:	
62	Tyler Wilson at Texas A&M 2012 (3 rushes, 59 passes, 1 TD)
61	Tyler Wilson vs. LSU 2012 (9 rushes, 52 passes, 1 TD)
57	Tyler Wilson vs. Texas A&M 2011 (6 rushes, 51 passes, 3 TD)
56	Joe Ferguson vs. Texas A&M 1971 (5 rushes, 51 passes, 1 TD)
54	Clint Stoerner at Alabama 1999 (2 rushes, 52 passes, 1 TD)
54	Clint Stoerner at Ole Miss 1997 (15 rushes, 39 passes, 0 TD)
54	Clint Stoerner vs. Auburn 1997 (11 rushes, 43 passes, 2 TD)
54	Bill Montgomery at Texas 1968 (19 rushes, 35 passes, 1 TD)
51	Ryan Mallett vs. Ohio State 2011**** (4 rushes, 47 passes, 2 TD)
51	Quinn Grovey at Houston 1990 (13 rushes, 38 passes, 4 TD)
51	Kevin Scanlon vs. Alabama 1979* (12 rushes, 39 passes)
50	Nathan Dick at Mississippi State 2008 (7 rushes, 43 passes)
50	Clint Stoerner at Memphis 1998 (8 rushes, 42 passes)
50	Quinn Grovey vs. Texas Tech 1990 (15 rushes, 35 passes, 5 TD)
49	Ryan Mallett vs. ULM 2010 (6 rushes, 43 passes, 4 TD)
49	Matt Jones vs. Florida 2004 (10 rushes, 39 passes, 2 TD)
48	Tyler Wilson at Vanderbilt 2011 (5 rushes, 43 passes, 1 TD)
48	Ryan Mallett vs. Vanderbilt 2010 (4 rushes, 44 passes, 3 TD)
48	Casey Dick vs. Western Illinois 2008 (7 rushes, 41 passes, 4 TD)
48	Greg Thomas vs. Oklahoma 1987** (22 rushes, 26 passes, 0 TD)
47	Tyler Wilson at South Carolina 2012 (6 rushes, 41 passes, 2 TD)
47	Barry Lunney Jr. vs. Auburn 1993 (6 rushes, 41 passes, 2 TD)
46	Tyler Wilson vs. Ole Miss 2012 (3 rushes, 43 passes, 2 TD)
46	Bill Montgomery vs. Ole Miss 1970*** (12 rushes, 34 passes, 2 TD)
45	Tyler Wilson vs. Mississippi State 2011 (2 rushes, 43 passes, 3 TD)
45	Tyler Wilson vs. Troy 2011 (9 rushes, 36 passes, 2 TD)
45	Ryan Mallett at LSU 2009 (6 rushes, 39 passes, 1 TD)
45	Ryan Mallett vs. Georgia 2009 (6 rushes, 39 passes, 5 TD)
45	Casey Dick vs. Tulsa 2008 (7 rushes, 38 passes, 1 TD)
45	Barry Lunney Jr. vs. Ole Miss 1992 (11 rushes, 34 passes, 1 TD)
45	Brad Taylor at Baylor 1982 (12 rushes, 33 passes, 1 TD)
45	Brad Taylor at Rice 1981 (20 rushes, 25 passes, 2 TD)
45	Joe Ferguson at Texas 1972 (4 rushes, 38 passes, 1 TD)
45	Jack Robbins vs. SMU 1935 (12 rushes, 33 passes, 0 TD)

*1980 Sugar Bowl || **1987 Orange Bowl

1970 Sugar Bowl || *2011 Sugar Bowl

SEASON:	
498	Tyler Wilson (60 rushes, 438 passes, 28 TD) 2011
461	Ryan Mallett (58 rushes, 403 passes, 32 TD) 2009
455	Ryan Mallett (44 rushes, 411 passes, 36 TD) 2010
442	Tyler Wilson (41 rushes, 401 passes, 21 TD) 2012
438	Clint Stoerner (81 rushes, 357 passes, 14 TD) 1997
429	Casey Dick (72 rushes, 357 passes, 16 TD) 2008
404	Barry Lunney Jr. (112 rushes, 292 passes, 15 TD) 1995
363	Matt Jones (129 rushes, 234 passes, 21 TD) 2002
363	Clint Stoerner (51 rushes, 312 passes, 27 TD) 1998
350	Bill Montgomery (116 rushes, 234 passes, 14 TD) 1968
348	Brad Taylor (91 rushes, 257 passes, 12 TD) 1983
347	Matt Jones (83 rushes, 264 passes, 21 TD) 2004
344	Clint Stoerner (27 rushes, 317 passes, 21 TD) 1999

339	Quinn Grovey (104 rushes, 235 passes, 23 TD) 1990
336	Darren McFadden (325 rushes, 11 passes, 20 TD) 2007
334	Joe Ferguson (63 rushes, 271 passes, 17 TD) 1971
327	Joe Ferguson (73 rushes, 254 passes, 11 TD) 1972
326	Matt Jones (96 rushes, 230 passes, 26 TD) 2003
316	Pete Burks (92 rushes, 224 passes, 8 TD) 1996
312	Kay Eakin (119 rushes, 193 passes, 9 TD) 1939
293	Darren McFadden (284 rushes, 9 passes, 17 TD) 2006
293	Lamar McHan (143 rushes, 150 passes, 12 TD) 1953

CAREER:	
1,200	Clint Stoerner 1996-99 (177 rushes, 1023 passes, 62 TD)
1,192	Barry Lunney Jr. 1992-95 (336 rushes, 856 passes, 40 TD)
1,137	Matt Jones 2001-04 (382 rushes, 755 passes, 77 TD)
1,058	Tyler Wilson 2008-12 (110 rushes, 948 passes, 56 TD)
978	Quinn Grovey 1987-90 (452 rushes, 526 passes, 50 TD)
973	Brad Taylor 1981-84 (329 rushes, 644 passes, 35 TD)
959	Casey Dick 2005-08 (105 rushes, 850 passes, 4 rec, 51 TD)
916	Ryan Mallett 2009-10 (102 rushes, 814 passes, 68 TD)
896	Bill Montgomery 1981-84 (294 rushes, 602 passes, 42 TD)
807	Darren McFadden 2005-07 (785 rushes, 22 passes, 48 TD)
771	Joe Ferguson 1970-72 (160 rushes, 611 passes, 32 TD)
753	Lamar McHan 1951-53 (332 rushes, 421 passes, 31 TD)
698	Tom Jones 1979-82 (266 rushes, 432 passes, 31 TD)

YARDS	
GAME:	
481	Tyler Wilson vs. Texas A&M 2011 (-29 rushing, 510 passing, 3 TD)
426	Tyler Wilson vs. Rutgers 2012 (7 rushing, 419 passing, 3 TD)
414	Ryan Mallett vs. Georgia 2009 (6 rushing, 408 passing, 5 TD)
402	Ryan Mallett vs. Vanderbilt 2010 (-7 rushing, 409 passing, 3 TD)
401	Ryan Mallett vs. ULM 2010 (1 rushing, 400 passing, 4 TD)
397	Tyler Wilson vs. LSU 2012 (38 rushing, 359 passing, 1 TD)
386	Ryan Mallett vs. Troy 2009 (-19 rushing, 405 passing, 5 TD)
377	Tyler Wilson vs. Kentucky 2012 (5 rushing, 372 passing, 5 TD)
376	Ryan Mallett at Georgia 2010 (-4 rushing, 380 passing, 3 TD)
372	Matt Jones at Kentucky 2003 (112 rushing, 260 passing, 4 TD)
369	Casey Dick vs. Tulsa 2008 (-16 rushing, 385 passing, 1 TD)
369	Clint Stoerner at LSU 1997 (-18 rushing, 387 passing, 3 TD)
365	Tyler Wilson at Texas A&M 2012 (-8 rushing, 373 passing, 1 TD)
365	Tyler Wilson vs. Jacksonville State 2012 (-2 rushing, 367 passing, 3 TD)
360	Bill Montgomery vs. Ole Miss 1970* (22 rushing, 338 passing, 2 TD)
358	Tyler Wilson vs. Mississippi State 2011 (-7 rushing, 365 passing, 3 TD)
356	Matt Jones vs. Florida 2003 (57 rushing, 299 passing, 3 TD)
350	Ryan Mallett vs. Alabama 2010 (-7 rushing, 357 passing, 2 TD)
350	Nathan Dick at Mississippi State 2008 (17 rushing, 333 passing, 3 TD)
344	Darren McFadden vs. South Carolina 2007 (321 rushing, 23 passing, 2 TD)
343	Joe Ferguson vs. Texas A&M 1971 (-2 rushing, 345 passing, 1 TD)
342	Matt Jones vs. Texas 2004 (93 rushing, 249 passing, 0 TD)
340	Casey Dick vs. Louisiana-Monroe 2008 (17 rushing, 323 passing, 2 TD)
335	Quinn Grovey vs. Houston 1989 (79 rushing, 256 passing, 5 TD)

330	Casey Dick vs. Western Illinois 2008 (12 rushing, 318 passing, 4 TD)
326	Matt Jones vs. Louisiana-Monroe 2004 (54 rushing, 272 passing, 4 TD)
321	Clint Stoerner vs. LSU 1998 (-31 rushing, 334 passing, 2 TD)
320	Ryan Mallett vs. Mississippi State 2009 (7 rushing, 313 passing, 5 TD)
320	Matt Jones vs. Florida 2004 (68 rushing, 252 passing, 4 TD)
313	Clint Stoerner vs. Alabama 1999 (-3 rushing, 316 passing, 1 TD)
312	Ryan Mallett vs. South Carolina 2010 (-17 rushing, 329 passing, 1 TD)
311	Ryan Mallett vs. Missouri State 2009 (2 rushing, 309 passing, 1 TD)
308	Tyler Wilson vs. South Carolina 2011 (9 rushing, 299 passing, 2 TD)
307	Ronny South vs. Texas Tech 1967 (-28 rushing, 335 passing, 3 TD)
305	Tyler Wilson vs. New Mexico 2011 (46 rushing, 259 passing, 2 TD)
304	Joe Ferguson vs. TCU 1972 (0 rushing, 304 passing, 3 TD)

*1970 Sugar Bowl

SEASON:	
3,795	Ryan Mallett (-74 rushing, 3869 passing, 36 TD) 2010
3,635	Tyler Wilson (-3 rushing, 3638 passing, 28 TD) 2011
3,595	Ryan Mallett (-29 rushing, 3624 passing, 32 TD) 2009
3,394	Tyler Wilson (7 rushing, 3387 passing, 21 TD) 2012
2,695	Matt Jones (622 rushing, 2073 passing, 21 TD) 2004
2,624	Matt Jones (707 rushing, 1917 passing, 26 TD) 2003
2,572	Clint Stoerner (-57 rushing, 2629 passing, 27 TD) 1998
2,535	Casey Dick (-51 rushing, 2586 passing, 17 TD) 2008
2,246	Barry Lunney Jr. (65 rushing, 2181 passing, 15 TD) 1995
2,242	Joe Ferguson (39 rushing, 2203 passing, 17 TD) 1971
2,233	Clint Stoerner (-60 rushing, 2293 passing, 21 TD) 1999
2,212	Quinn Grovey (326 rushing, 1886 passing, 23 TD) 1990
2,206	Matt Jones (614 rushing, 1592 passing, 21 TD) 2002
2,080	Clint Stoerner (-267 rushing, 2347 passing, 14 TD) 1997
1,953	Darren McFadden (1830 rushing, 123 passing, 20 TD) 2007
1,834	Bill Montgomery (239 rushing, 1595 passing, 14 TD) 1968
1,819	Bill Montgomery (157 rushing, 1662 passing, 16 TD) 1970
1,806	Brad Taylor (-31 rushing, 1837 passing, 12 TD) 1983
1,716	Darren McFadden (1647 rushing, 69 passing, 17 TD) 2006
1,714	Quinn Grovey (565 rushing, 1149 passing, 13 TD) 1989
1,693	Ron Calcagni (546 rushing, 1147 passing, 14 TD) 1977

CAREER:	
8,392	Matt Jones 2001-04 (2535 rushing, 5947 passing, 77 TD)
7,721	Tyler Wilson 2008-12 (-44 rushing, 7765 passing, 56 TD)
7,390	Ryan Mallett 2009-10 (-103 rushing, 7493 passing, 68 TD)
7,049	Clint Stoerner 1996-99 (-373 rushing, 7422 passing, 62 TD)
6,242	Quinn Grovey 1987-90 (1756 rushing, 4496 passing, 50 TD)
5,887	Barry Lunney Jr. 1992-95 (105 rushing, 5782 passing, 40 TD)
5,623	Casey Dick 2005-08 (-233 rushing, 5856 passing, 51 TD)
5,145	Brad Taylor 1981-84 (343 rushing, 4802 passing, 35 TD)
5,052	Bill Montgomery 1968-70 (462 rushing, 4590 passing, 42 TD)
4,795	Darren McFadden 2005-07 (4590 rushing, 205 passing, 48 TD)
4,429	Joe Ferguson 1970-72 (-2 rushing, 4431 passing, 32 TD)
3,676	Ron Calcagni 1975-78 (1315 rushing, 2361 passing, 34 TD)
3,581	Tom Jones 1979-82 (654 rushing, 2927 passing, 31 TD)
3,578	Lamar McHan 1951-53 (1004 rushing, 2574 passing, 31 TD)
3,570	Ben Cowins 1975-78 (3570 rushing, 0 passing, 30 TD)
3,408	Jack Robbins 1935-37 (855 rushing, 2582 passing, 29 TD)

INDIVIDUAL TOTAL OFFENSE/ALL-PURPOSE RECORDS

TOUCHDOWN RESPONSIBILITY

GAME:		
6	Ryan Mallett vs. UTEP	2010
6	Madre Hill vs. South Carolina	1995
5	Tyler Wilson vs. Kentucky	2012
5	Ryan Mallett vs. Mississippi State	2009
5	Ryan Mallett vs. Troy	2009
5	Ryan Mallett vs. Georgia	2009
5	Quinn Grovey vs. Houston	1989
5	Jessie Clark vs. Baylor	1981
5	Gene Davidson vs. Oklahoma Mines	1916
5	Gene Davidson vs. Hendrix	1915

SEASON:

36	Ryan Mallett (4 rushing, 32 passing)	2010
32	Ryan Mallett (2 rushing, 30 passing)	2009
28	Tyler Wilson (4 rushing, 24 passing)	2011
27	Clint Stoerner (1 rushing, 26 passing)	1998
26	Matt Jones (8 rushing, 18 passing)	2003
23	Quinn Grovey (5 rushing, 18 passing)	1990
21	Tyler Wilson (0 rushing, 21 passing)	2012
21	Matt Jones (6 rushing, 15 passing)	2004
21	Matt Jones (5 rushing, 16 passing)	2002
21	Clint Stoerner (2 rushing, 19 passing)	1999
20	Darren McFadden (16 rushing, 4 passing)	2007
19	Darren McFadden (14 rush, 3 passing, 1 rec., 1 ko ret.)	2006
19	Bill Burnett (19 rushing, 0 passing)	1969
19	Billy Moore (14 rushing, 5 passing)	1962
18	Casey Dick (0 rushing, 18 passing)	2007
17	Casey Dick (3 rushing, 13 passing, 1 receiving)	2008
17	James Rouse (17 rushing, 0 passing)	1987
17	Joe Ferguson (6 rushing, 11 passing)	1971

CAREER:

77	Matt Jones (24 rushing, 53 passing)	2001-04
68	Ryan Mallett (6 rushing, 62 passing)	2009-10
62	Clint Stoerner (5 rushing, 57 passing)	1996-99
56	Tyler Wilson (4 rushing, 52 passing)	2008-12
51	Casey Dick (3 rushing, 47 passing, 1 receiving)	2005-08
51	Darren McFadden (41 rush, 7 pass, 2 rec., 1 ko ret.)	2005-07
50	Quinn Grovey (21 rushing, 29 passing)	1987-90
46	Bill Burnett (46 rushing, 0 passing)	1968-70
42	Bill Montgomery (13 rushing, 29 passing)	1968-70
40	Barry Lunney Jr. (7 rushing, 33 passing)	1992-95
35	Brad Taylor (12 rushing, 23 passing)	1981-84
34	Casey Dick (34 passing)	2005-08
34	Ron Calcagni (17 rushing, 17 passing)	1975-78
32	Joe Ferguson (8 rushing, 24 passing)	1970-72
31	Tom Jones (11 rushing, 20 passing)	1979-82
31	David Dickey (25 rushing, 3 passing, 3 receiving)	1966-68
31	Lamar McHan (12 rushing, 19 passing)	1951-53

YARDS PER PLAY

SEASON: (min. 150 plays):

8.34	Ryan Mallett (455 for 3795)	2010
8.05	Matt Jones (326 for 2624)	2003
7.80	Ryan Mallett (461 for 3595)	2009
7.77	Matt Jones (347 for 2695)	2004
7.68	Tyler Wilson (442 for 3394)	2012
7.58	Felix Jones (154 for 1168)	2006
7.34	Jack Robbins (213 for 1564)	1935
7.30	Tyler Wilson (498 for 3635)	2011
7.12	Quinn Grovey (208 for 1481)	1988
7.09	Clint Stoerner (363 for 2572)	1998
6.83	Quinn Grovey (251 for 1714)	1989
6.71	Joe Ferguson (334 for 2242)	1971
6.53	Quinn Grovey (339 for 2212)	1990
6.49	Clint Stoerner (344 for 2233)	1999
6.47	Bill Montgomery (281 for 1819)	1970
6.46	Ron Calcagni (262 for 1693)	1977
6.14	Darren McFadden (192 for 1178)	2005
6.08	Matt Jones (363 for 2206)	2002
5.97	Greg Thomas (250 for 1493)	1986

CAREER: (min. 500 plays):

8.07	Ryan Mallett (916 for 7390)	2009-10
7.35	Matt Jones (1137 for 8352)	2001-04
7.30	Tyler Wilson (1058 for 7721)	2008-12
6.38	Quinn Grovey (978 for 6242)	1987-90
5.94	Darren McFadden (807 for 4795)	2005-07
5.91	Jack Robbins (577 for 3408)	1935-37
5.87	Clint Stoerner (1200 for 7049)	1996-99
5.86	Casey Dick (959 for 5624)	2005-08
5.74	Joe Ferguson (771 for 4429)	1970-72
5.64	Bill Montgomery (896 for 5052)	1968-70
5.61	Ben Cowins (636 for 3570)	1975-78

5.57	Dickey Morton (595 for 3317)	1971-73
5.47	Ron Calcagni (672 for 3676)	1975-78
5.37	Jon Brittenum (540 for 2898)	1963-66

ALL-PURPOSE YARDAGE

GAME: (Plays-TD):

355	Darren McFadden vs. S. Carolina (38 plays, 1 TD) ...	2007
315	Darren McFadden at South Carolina (29 plays, 2 TD) ..	2006
303	Cobi Hamilton vs. Rutgers (10 plays, 3 TD)	2012
293	Harry Jones vs. Oklahoma State (11 plays, 2 TD)	1965
287	Felix Jones vs. Troy (16 plays, 2 TD)	2007
281	Jarius Wright vs. Texas A&M (13 plays, 2 TD)	2011
271	Dickey Morton at Baylor (28 plays, 2 TD)	1973
253	Michael Smith at Kentucky (40 plays, 2 TD)	2008
252	Dennis Johnson vs. South Carolina (21 plays, 1 TD) ..	2011
246	Dennis Johnson at Florida (20 plays, 0 TD)	2009
245	Bruce Maxwell vs. Ole Miss (17 plays, 1 TD)	1970
241	Felix Jones vs. Kentucky (15 plays, 1 TD)	2007
241	Fred Talley at Auburn (21 plays, 1 TD)	2002
236	Leon Campbell vs. North Texas (15 plays, 2 TD)	1949
233	Derek Russell vs. Houston (8 plays, 2 TD)	1989
232	Michael Smith at Auburn (38 plays, 1 TD)	2008
232	James Rouse vs. Houston (21 plays, 0 TD)	1987
230	Dennis Johnson vs. LSU (24 plays, 1 TD)	2008
230	Felix Jones vs. South Carolina (15 plays, 3 TD)	2007
224	Felix Jones at Southern California (17 plays, 0 TD) ..	2005
222	DeCori Birmingham at Tennessee (9 plays, 0 TD)	2002

SEASON (Plays-TD):

2,310	Darren McFadden (362 plays, 17 TD)	2007
2,058	Darren McFadden (305 plays, 16 TD)	2006
1,990	Felix Jones (171 plays, 13 TD)	2007
1,829	Felix Jones (192 plays, 10 TD)	2006
1,604	Dickey Morton (243 plays, 5 TD)	1973
1,583	Madre Hill (330 plays, 16 TD)	1995
1,513	Darren McFadden (202 plays, 11 TD)	2005
1,472	Lance Alworth (169 plays, 5 TD)	1961
1,458	Knile Davis (223 plays, 14 TD)	2010
1,445	Dennis Johnson (107 plays, 1 TD)	2009
1,414	Michael Smith (244 plays, 10 TD)	2008
1,386	Dennis Johnson (148 plays, 6 TD)	2011
1,369	James Rouse (206 plays, 17 TD)	1987
1,354	Cedric Cobbs (235 plays, 10 TD)	2003
1,335	Cobi Hamilton (90 plays, 5 TD)	2012
1,312	Barry Foster (177 plays, 7 TD)	1989
1,304	Barry Foster (164 plays, 11 TD)	1988
1,290	Dickey Morton (255 plays, 6 TD)	1972
1,280	Felix Jones (125 plays, 4 TD)	2005
1,271	Ben Cowins (234 plays, 14 TD)	1977

CAREER (Plays-TD):

5,881	Darren McFadden (869 plays, 44 TD)	2005-07
5,330	Dennis Johnson (527 plays, 20 TD)	2008-12
5,099	Felix Jones (488 plays, 27 TD)	2005-07
4,535	Gary Anderson (630 plays, 19 TD)	1979-82
4,070	Dickey Morton (647 plays, 17 TD)	1971-73
3,750	Ben Cowins (662 plays, 30 TD)	1975-78
3,657	Cedric Cobbs (636 plays, 28 TD)	1999-2003
3,610	DeCori Birmingham (403 plays, 13 TD)	2001-04
3,583	James Rouse (614 plays, 39 TD)	1985-89
3,332	Lance Alworth (420 plays, 10 TD)	1959-61
3,237	Barry Foster (439 plays, 22 TD)	1987-89
3,228	Joe Adams (227 plays, 24 TD)	2008-11
3,011	Fred Talley (529 plays, 11 TD)	1999-2002
2,990	Jarius Wright (177 plays, 24 TD)	2008-11

SCORING - POINTS

GAME:

36	Madre Hill vs. South Carolina (6 TD)	1995
33	Gene Davidson vs. Oklahoma Mines (5 TD, 3 PAT)	1916
33	Gene Davidson vs. Hendrix (5 TD, 3 PAT)	1915
30	Jessie Clark vs. Baylor (5 TD)	1981
26	Richard Miller vs. Central Missouri (4 TD, 2 PAT)	1927
26	Gene Davidson vs. Central Missouri (4 TD, 2 PAT)	1917
24	Darren McFadden vs. Florida International (4 TD)	2007
24	James Rouse vs. New Mexico (4 TD)	1987
24	Darryl Bowles vs. TCU (4 TD)	1980
24	Mike Saint vs. North Texas (4 TD)	1971
24	Bill Burnett at TCU (4 TD)	1970
24	David Dickey at Texas A&M (4 TD)	1966
24	Richard Miller vs. East Central Okla. (4 TD)	1929
24	Richard Miller vs. Oklahoma Baptist (4 TD)	1928
24	Garland Beavers vs. Southwestern (4 TD)	1928
24	James Skillern vs. Hendrix (4 TD)	1915

SEASON:

120	Bill Burnett (20 TD)	1969
118	Zach Hocker (21 FG, 55 PAT)	2011
109	Alex Tejada (17 FG, 58 PAT)	2007
106	Alex Tejada (16 FG, 58 PAT)	2009
104	Zach Hocker (16 FG, 56 PAT)	2010
102	Darren McFadden (17 TD)	2007
102	Kendall Trainor (24 FG, 30 PAT)	1988
102	James Rouse (17 TD)	1987
98	Darren McFadden (16 TD, 1 PAT)	2006
98	Todd Wright (20 FG, 38 PAT)	1989
96	Madre Hill (16 TD)	1995
96	Bill Burnett (16 TD)	1968
96	David Dickey (16 TD)	1967
96	Bobby Burnett (16 TD)	1965
94	Steve Little (37 FG, 19 PAT)	1977

CAREER:

354	Zach Hocker (61 FG, 171 PAT)	2010-2013
294	Bill Burnett (49 TD)	1968-70
280	Steve Little (53 FG, 121 PAT)	1974-77
268	Darren McFadden (44 TD, 2 two-point)	2005-07
267	Todd Wright (60 FG, 87 PAT)	1989-92
264	Kendall Trainor (51 FG, 111 PAT)	1985-88
252	Todd Latourette (47 FG, 111 PAT)	1995-98
247	Alex Tejada (37 FG, 136 PAT)	2007-10
238	James Rouse (39 TD, 2 two-point)	1985-89
220	Ish Ordenez (44 FG, 88 PAT)	1978-80
212	Bill McClard (29 FG, 125 PAT)	1969-71

MOST TOUCHDOWNS

GAME:

6	Madre Hill vs. South Carolina	1995
5	Jessie Clark vs. Baylor	1981
5	Gene Davidson vs. Oklahoma Mines	1916
5	Gene Davidson vs. Hendrix	1915
4	12 others (Most recent: Darren McFadden vs. FIU)	2007

SEASON:

20	Bill Burnett	1969
17	Darren McFadden	2007
17	James Rouse	1987
16	Darren McFadden	2006
16	Madre Hill	1995
16	Bill Burnett	1968
16	David Dickey	1967
16	Bobby Burnett	1965
14	Knile Davis	2010
14	Ben Cowins	1977
14	Billy Moore	1962
13	Felix Jones	2007
12	Jarius Wright	2011
12	Broderick Green	2009
12	Bill Burnett	1970
11	Marcus Monk	2006
11	Darren McFadden	2005
11	Ron Calcagni	1978
10	Dennis Johnson	2012
10	Felix Jones	2006
10	Cedric Cobbs	2003
10	Anthony Lucas	1998
10	Joe Johnson	1986

CAREER:

49	Bill Burnett	1968-70
44	Darren McFadden	2005-07
39	James Rouse	1985-89
30	Ben Cowins	1975-78
28	Cedric Cobbs	1999-2003
28	David Dickey	1966-68
27	Felix Jones	2005-07
27	Marcus Monk	2004-07
27	Madre Hill	1994-98
24	Joe Adams	2008-11
24	Jarius Wright	2008-11
24	Matt Jones	2001-04
23	Bobby Burnett	1963-65
22	Barry Foster	1987-89
21	Knile Davis	2009-12
21	De'Arrius Howard	2002-05
21	Quinn Grovey	1987-90

INDIVIDUAL KICKING RECORDS

FIELD GOAL ATTEMPTS

GAME:		
6	Brennan O'Donohoe at Tennessee (made 3).....	2002
6	Greg Horne vs. Tulsa (made 4).....	1984
5	Zach Hocker vs. South Carolina (made 3).....	2011
5	Todd Wright at Tennessee (made 4).....	1992
5	Kendall Trainor vs. Texas A&M (made 5).....	1988
5	Kendall Trainor vs. TCU (made 5).....	1988
5	Steve Little vs. Tulsa (made 3).....	1977
5	Bill McClard vs. SMU (made 3).....	1970

SEASON:		
30	Steve Little (made 19).....	1977
27	Zach Hocker (made 21).....	2011
27	Kendall Trainor (made 24).....	1988
25	Todd Wright (made 17).....	1992
24	Todd Latourette (made 17).....	1998
24	Bruce Lahay (made 19).....	1981
23	Alex Tejada (made 17).....	2007
23	Todd Wright (made 20).....	1989
23	Steve Little (made 11).....	1976
22	Alex Tejada (made 16).....	2009
22	Greg Horne (made 14).....	1983
22	Ish Ordenez (made 18).....	1979
22	Bill McClard (made 12).....	1971
21	Todd Latourette (made 14).....	1995
21	Ish Ordenez (made 13).....	1980
20	Kendall Trainor (made 13).....	1987
20	Steve Little (made 11).....	1975

CAREER:		
89	Steve Little (made 53).....	1974-77
79	Zach Hocker (made 61).....	2010-13
79	Todd Wright (made 60).....	1989-92
71	Todd Latourette (made 47).....	1995-98
69	Kendall Trainor (made 51).....	1985-88
62	Ish Ordenez (made 44).....	1978-80
54	Alex Tejada (made 37).....	2007-10
43	Greg Horne (made 29).....	1983-84
46	Bill McClard (made 29).....	1969-71
40	Chris Balseiro (made 28).....	2002-05
32	Brennan O'Donohoe (made 22).....	2000-02
28	Mike Kirkland (made 11).....	1972-74
25	Lance Ellison (made 10).....	1991-94
24	Bruce Lahay (made 19).....	1977-81
21	David Carlton (made 14).....	2001-04
20	Bob White (made 12).....	1966-68
20	Tom McNelly (made 10).....	1962-64

FIELD GOALS MADE

GAME:		
5	Kendall Trainor vs. Texas A&M (att. 5).....	1988
5	Kendall Trainor vs. TCU (att. 5).....	1988
4	Chris Balseiro vs. Missouri (att. 4).....	2003*
4	Todd Wright at Auburn (att. 4).....	1992
4	Todd Wright at Tennessee (att. 5).....	1992
4	Todd Wright vs. UTEP (att. 4).....	1989
4	Kendall Trainor at Houston (att. 4).....	1988
4	Greg Horne vs. Tulsa (att. 6).....	1984
4	Bruce Lahay at Texas Tech (att. 4).....	1981
4	Steve Little at Rice (att. 4).....	1975

*2003 Independence Bowl

SEASON:		
24	Kendall Trainor (att. 27).....	1988
21	Zach Hocker (att. 27).....	2011
20	Todd Wright (att. 23).....	1989
19	Bruce Lahay (att. 24).....	1981
19	Steve Little (att. 30).....	1977
18	Ish Ordenez (att. 22).....	1978
17	Alex Tejada (att. 23).....	2007
17	Todd Latourette (att. 24).....	1998
17	Todd Wright (att. 25).....	1992
16	Zach Hocker (att. 19).....	2010
16	Alex Tejada (att. 22).....	2009
14	Todd Latourette (att. 21).....	1995
14	Greg Horne (att. 22).....	1983
13	Zach Hocker (att. 15).....	2013
13	Chris Balseiro (att. 18).....	2005
13	Kendall Trainor (att. 20).....	1987
13	Ish Ordenez (att. 21).....	1980
13	Ish Ordenez (att. 19).....	1978

CAREER:		
61	Zach Hocker (att. 79).....	2010-13
60	Todd Wright (att. 79).....	1989-92
53	Steve Little (att. 89).....	1974-77

51	Kendall Trainor (att. 69).....	1985-88
47	Todd Latourette (att. 71).....	1995-98
44	Ish Ordenez (att. 62).....	1978-80
37	Alex Tejada (att. 54).....	2007-10
29	Greg Horne (att. 53).....	1983-86
29	Bill McClard (att. 46).....	1969-71
28	Chris Balseiro (att. 40).....	2002-05
22	Brennan O'Donohoe (att. 32).....	2000-02
19	Bruce Lahay (att. 24).....	1978-81
14	David Carlton (att. 21).....	2001-04

FIELD GOAL PERCENTAGE

SEASON: (min. 10 made):		
.867	Zach Hocker (13-15).....	2013
.889	Kendall Trainor (24-27).....	1988
.870	Todd Wright (20-23).....	1989
.842	Zach Hocker (16-19).....	2010
.818	Ish Ordenez (18-22).....	1979
.792	Bruce Lahay (19-24).....	1981
.786	Todd Wright (11-14).....	1990
.778	Zach Hocker (21-27).....	2011
.769	Kendall Trainor (10-13).....	1986
.750	David Carlton (12-16).....	2002
.750	Steve Little (12-16).....	1974
.739	Alex Tejada (17-23).....	2007
.733	Chris Balseiro (11-15).....	2003
.722	Chris Balseiro (13-18).....	2005
.708	Todd Latourette (17-24).....	1998
.706	Brennan O'Donohoe (12-17).....	2001
.706	Todd Wright (12-17).....	1991

CAREER: (min. 20 made):		
.772	Zach Hocker (48-64).....	2010-13
.759	Todd Wright (60-79).....	1989-92
.739	Kendall Trainor (51-69).....	1985-88
.710	Ish Ordenez (44-62).....	1978-80
.700	Chris Balseiro (28-40).....	2002-05
.688	Brennan O'Donohoe (22-32).....	2000-02
.682	Alex Tejada (37-54).....	2007-10
.662	Todd Latourette (47-71).....	1995-98
.630	Bill McClard (29-46).....	1969-71
.596	Steve Little (53-89).....	1974-77
.547	Greg Horne (29-53).....	1983-86

LONGEST FIELD GOALS:

67!	Steve Little vs. Texas.....	1977!
61	Steve Little vs. Tulsa.....	1976
60	Bill McClard vs. SMU.....	1970
58	Kendall Trainor vs. Miami.....	1988
57	Steve Little vs. Baylor.....	1977
57	Steve Little vs. Oklahoma State.....	1976
55	Kendall Trainor vs. Tulsa.....	1986
54	Zach Hocker vs. Mississippi State.....	2013
53	Zach Hocker vs. Samford.....	2013
53	Steve Little vs. Oklahoma State.....	1976
53	Bill McClard vs. Wichita State.....	1970
52	Bill McClard vs. California.....	1971
52	Steve Little vs. Rice.....	1977
52	Steve Little vs. Houston.....	1977
51	Zach Hocker at Ole Miss.....	2013
51	Zach Hocker vs. South Carolina.....	2010
51	Kendall Trainor vs. Houston.....	1986
50	Zach Hocker vs. Vanderbilt.....	2011
50	Todd Wright vs. LSU.....	1992
50	Todd Wright vs. Rice.....	1990
50	Todd Wright vs. Texas.....	1990
50	Kendall Trainor vs. Baylor.....	1988
50	Ish Ordenez vs. Oklahoma State.....	1980
50	Ish Ordenez vs. Rice.....	1979
50	Steve Little vs. Texas Tech.....	1977
50	Steve Little vs. Texas.....	1976

! NCAA Record

PAT KICKS ATTEMPTED

GAME:		
9	Alex Tejada vs. Eastern Michigan.....	2009
9	Alex Tejada vs. North Texas.....	2007
9	Jeremy Davis vs. Southeast Missouri State.....	2006
9	Chris Balseiro vs. New Mexico State.....	2004
9	Kendall Trainor vs. Pacific.....	1988
9	Elvin Geiser vs. Hendrix.....	1933
8	Alex Tejada vs. Troy.....	2009
8	Bill McClard vs. North Texas State.....	1971
8	Bill McClard vs. Wichita State.....	1970
8	Bob White vs. Tulsa.....	1968
8	Tom McNelly vs. Tulsa.....	1963

SEASON:

60	Alex Tejada (made 58).....	2007
59	Alex Tejada (made 58).....	2009
57	Zach Hocker (made 55).....	2011
56	Zach Hocker (made 56).....	2010
51	Bill McClard (made 50).....	1970
48	Jeremy Davis (made 46).....	2006
44	Bill McClard (made 40).....	1969
44	Ronny South (made 42).....	1965
41	Chris Balseiro (made 40).....	2004
41	Chris Balseiro (made 40).....	2003
41	Todd Latourette (made 41).....	1998
41	Bob White (made 36).....	1968

CAREER:

173	Zach Hocker (made 171).....	2010-13
140	Alex Tejada (made 136).....	2007-10
133	Bill McClard (made 125).....	1969-71
131	Steve Little (made 121).....	1974-77
116	Kendall Trainor (made 111).....	1985-88
114	Chris Balseiro (made 111).....	2002-05
113	Todd Latourette (made 111).....	1995-98
93	Ish Ordenez (made 88).....	1978-80
91	Todd Wright (made 87).....	1989-92
89	Bob White (made 76).....	1966-68
89	Tom McNelly (made 82).....	1962-64

PAT KICKS MADE

GAME:		
9	Alex Tejada vs. Eastern Michigan.....	2009
9	Alex Tejada vs. North Texas.....	2007
9	Jeremy Davis vs. Southeast Missouri State.....	2006
9	Chris Balseiro vs. New Mexico State.....	2004
9	Kendall Trainor vs. Pacific.....	1988
9	Elvin Geiser vs. Hendrix.....	1933
8	Alex Tejada vs. Troy.....	2009
8	Bill McClard vs. Wichita State.....	1970
8	Bob White vs. Tulsa.....	1968
8	Tom McNelly vs. Tulsa.....	1963

SEASON:

58	Alex Tejada (att. 59).....	2009
58	Alex Tejada (att. 60).....	2007
56	Zach Hocker (att. 56).....	2010
55	Zach Hocker (att. 57).....	2011
50	Bill McClard (att. 51).....	1970
46	Jeremy Davis (att. 48).....	2006
42	Ronny South (att. 44).....	1965
41	Todd Latourette (att. 41).....	1998
40	Chris Balseiro (att. 41).....	2004
40	Chris Balseiro (att. 41).....	2003
40	Bill McClard (att. 44).....	1969
39	Kendall Trainor (att. 39).....	1986
39	Ish Ordenez (att. 39).....	1978

CAREER:

171	Zach Hocker (att. 173).....	2010-13
136	Alex Tejada (att. 141).....	2007-10
125	Bill McClard (att. 133).....	1969-71
121	Steve Little (att. 131).....	1974-77
111	Chris Balseiro (att. 114).....	2002-05
111	Todd Latourette (att. 113).....	1995-98
111	Kendall Trainor (att. 116).....	1985-88
88	Ish Ordenez (att. 93).....	1978-80
87	Todd Wright (att. 91).....	1989-92
81	Tom McNelly (att. 89).....	1962-64
76	Bob White (att. 89).....	1966-68

KICK SCORING

GAME:		
19	Kendall Trainor vs. TCU (5-5 FG, 4-4 PAT).....	1988
17	Alex Tejada vs. Troy (4-4 FG, 5-5 PAT).....	2007
16	Alex Tejada vs. Florida Int. (3-3 FG, 7-7 PAT).....	2007
15	Todd Wright vs. Texas-El Paso (4-4 FG, 3-4 PAT).....	1989
15	Kendall Trainor vs. Texas A&M (5-5 FG, 0-0 PAT).....	1988
14	Zach Hocker vs. Mississippi State (3-4 FG, 5-5 PAT).....	2011
14	Zach Hocker vs. South Carolina (3-5 FG, 5-5 PAT).....	2011
14	Tony Dodson vs. La.-Monroe (3-3 FG, 5-5 PAT).....	1999
14	Todd Latourette vs. SMU (3-3 FG, 5-5 PAT).....	1998
14	Kendall Trainor at Houston (4-4 FG, 2-2 PAT).....	1988
14	Bruce Lahay at Texas Tech (4-4 FG, 2-2 PAT).....	1981
14	Steve Little vs. TCU (3-3 FG, 5-5 PAT).....	1976
14	Bill McClard vs. Wichita State (2-2 FG, 8-8 PAT).....	1970
13	Chris Balseiro vs. Missouri (4-4 FG, 1-1 PAT)*.....	2003
13	Todd Wright at Tennessee (4-5 FG, 1-1 PAT).....	1992
13	Steve Little vs. Tulsa (3-5 FG, 4-4 PAT).....	1977
13	Bill McClard vs. Tulsa (2-2 FG, 7-7 PAT).....	1969

* 2003 Independence Bowl

INDIVIDUAL KICKING/PUNTING RECORDS

SEASON:

118	Zach Hocker (21 FG, 55 PAT)	2011
109	Alex Tejada (17 FG, 58 PAT)	2007
106	Alex Tejada (16 FG, 58 PAT)	2009
104	Zach Hocker (16 FG, 56 PAT)	2010
102	Kendall Trainor (24 FG, 30 PAT)	1988
98	Todd Wright (20 FG, 38 PAT)	1989
94	Steve Little (19 FG, 37 PAT)	1977
92	Todd Latourette (17 FG, 41 PAT)	1998
88	Bruce Lahay (19 FG, 31 PAT)	1981
80	Ish Ordonez (18 FG, 26 PAT)	1979
80	Bill McClard (10 FG, 50 PAT)	1970
78	Ish Ordonez (13 FG, 39 PAT)	1978
74	Todd Latourette (14 FG, 32 PAT)	1995
73	Chris Balseiro (11 FG, 40 PAT)	2003
71	Bill McClard (12 FG, 35 PAT)	1971

CAREER:

354	Zach Hocker (61 FG, 171 PAT)	2010-13
280	Steve Little (53 FG, 121 PAT)	1974-77
267	Todd Wright (60 FG, 87 PAT)	1989-92
264	Kendall Trainor (51 FG, 111 PAT)	1985-88
252	Todd Latourette (47 FG, 111 PAT)	1995-98
247	Alex Tejada (37 FG, 136 PAT)	2007-10
220	Ish Ordonez (44 FG, 88 PAT)	1978-80
212	Bill McClard (29 FG, 125 PAT)	1969-71
195	Chris Balseiro (28 FG, 111 PAT)	2002-05
137	Greg Horne (29 FG, 50 PAT)	1983-86
129	Brennan O'Donohoe (22 FG, 63 PAT)	2000-02
117	Tom McKnelly (12 FG, 81 PAT)	1962-64

MOST CONSECUTIVE FIELD GOALS MADE

24	Kendall Trainor	1988
----	-----------------------	------

PUNTS**GAME:**

11	Greg Horne at Baylor (445 yards for 40.4 avg.)	1984
11	Bobby Nix at SMU (506 yards for 46.0 avg.)	1963
10	Richie Butler vs. UNLV (434 yards for 43.4 avg.)	2001
10	Drew Toole vs. Rice (365 yards for 36.5 avg.)	1972
10	Lance Alworth vs. Tulsa (301 yards for 30.1 avg.)	1961
10	Lamar McHan vs. Santa Clara (395 yards for 39.5 avg.)	1951
10	Lamar McHan vs. Texas (382 yards for 38.2 avg.)	1951
10	George Cole at Oklahoma St. (390 yards for 39.0 avg.)	1926
10	Gene Davidson vs. Oklahoma (245 yards for 24.5 avg.)	1915

SEASON:

70	Matt Wait (2935 yards for 41.9 avg.)	1997
69	Richie Butler (2715 yards for 39.3 avg.)	2002
69	Matt Wait (2777 yards for 40.3 avg.)	1996
68	Pete Raether (2938 yards for 43.2 avg.)	1992
67	Richie Butler (2848 yards for 42.5 avg.)	2001
65	Richie Butler (2784 yards for 42.8 avg.)	2000
65	Pete Raether (2836 yards for 43.6 avg.)	1991
64	Lamar McHan (2377 yards for 37.1 avg.)	1951
64	Aubrey Fowler (2214 yards for 34.6 avg.)	1946
64	Kay Eakin (2448 yards for 38.3 avg.)	1939
63	Bruce Lahay (2436 yards for 38.7 avg.)	1981
63	Steve Little (2797 yards for 44.4 avg.)	1976
63	Tommy Cheyne (2312 yards for 36.7 avg.)	1973
63	Paul Conner (2249 yards for 35.7 avg.)	1967
61	Dylan Breeding (2359 yards for 38.7 avg.)	2009
61	Jacob Skinner (2327 yards for 38.1 avg.)	2006

CAREER:

251	Matt Wait (10177 yards for 40.5 avg.)	1994-97
231	Richie Butler (9546 yards for 41.3 avg.)	1999-02
219	Dylan Breeding (9387 yards for 42.9 avg.)	2009-12
192	Jacob Skinner (7554 yards for 39.3 avg.)	2003-06
180	Greg Horne (8000 yards for 44.4 avg.)	1983-86
157	Pete Raether (6743 yards for 42.9 avg.)	1990-92
145	Lamar McHan (5504 yards for 38.0 avg.)	1951-53
142	Jeremy Davis (5842 yards for 41.1 avg.)	2004-08
133	Kay Eakin (5250 yards for 39.5 avg.)	1937-39

129	Bruce Lahay (5011 yards for 38.8 avg.)	1978-79, 81
121	Louis Schaufele (4673 yards for 38.6 avg.)	1948-50
117	Lance Alworth (4046 yards for 34.6 avg.)	1959-61

PUNTING YARDAGE**GAME:**

506	Bobby Nix at SMU (11 punts)	1965
445	Greg Horne at Baylor (11 punts)	1984
434	Richie Butler vs. UNLV (10 punts)	2001
412	Matt Wait vs. South Carolina (9 punts)	1997
395	Lamar McHan vs. Santa Clara (10 punts)	1951
390	George Cole vs. Oklahoma State (10 punts)	1926
389	Richie Butler vs. Alabama (8 punts)	2002
382	Lamar McHan vs. Texas (10 punts)	1951
376	Matt Wait at Florida (9 punts)	1997
375	Jacob Skinner at Ole Miss (9 punts)	2003
375	Richie Butler vs. Ole Miss (8 punts)	2000
375	Mike Cooney vs. TCU (9 punts)	1959
373	Cary Stockdell vs. Texas A&M (9 punts)	1968
370	Matt Wait vs. Florida (9 punts)	1996
367	Jeremy Davis vs. Auburn (9 punts)	2007

SEASON:

2,938	Pete Raether (68 for 43.2 avg.)	1992
2,935	Matt Wait (70 for 41.9 avg.)	1997
2,848	Richie Butler (67 for 42.5 avg.)	2001
2,836	Pete Raether (65 for 43.6 avg.)	1991
2,797	Steve Little (63 for 44.4 avg.)	1976
2,784	Richie Butler (65 for 42.8 avg.)	2000
2,777	Matt Wait (69 for 40.3 avg.)	1996
2,715	Richie Butler (69 for 39.3 avg.)	2002
2,460	Jeremy Davis (57 for 41.1 avg.)	2008
2,451	Brad Taylor (60 for 40.9 avg.)	1982
2,448	Kay Eakin (64 for 38.3 avg.)	1939
2,436	Bruce Lahay (63 for 38.7 avg.)	1981
2,416	Dylan Breeding (53 for 45.7 avg.)	2012
2,400	Dylan Breeding (53 for 45.3 avg.)	2011
2,377	Lamar McHan (64 for 37.1 avg.)	1951
2,359	Dylan Breeding (61 for 38.7 avg.)	2009
2,327	Jacob Skinner (61 for 38.1 avg.)	2006
2,316	Louis Schaufele (60 for 38.0 avg.)	1950
2,313	Greg Horne (49 for 47.2 avg.)	1986

CAREER:

10,177	Matt Wait (251 for 40.5 avg.)	1994-97
9,546	Richie Butler (231 for 41.3 avg.)	1999-2002
9,387	Dylan Breeding (219 for 42.9 avg.)	2009-12
8,000	Greg Horne (180 for 44.4 avg.)	1983-86
7,554	Jacob Skinner (192 for 39.3 avg.)	2003-06
6,743	Pete Raether (157 for 42.9 avg.)	1990-92
5,842	Jeremy Davis (142 for 41.1 avg.)	2004-08
5,504	Lamar McHan (145 for 38.0 avg.)	1951-53
5,250	Kay Eakin (133 for 39.5 avg.)	1937-39
5,227	Jacob Skinner (131 for 39.9 avg.)	2003-06
5,011	Bruce Lahay (129 for 38.8 avg.)	1978-79, 81
4,924	Steve Little (111 for 44.4 avg.)	1974-77
4,673	Louis Schaufele (121 for 38.6 avg.)	1948-50
4,415	Bobby Nix (112 for 39.4 avg.)	1963-65

PUNTING AVERAGE**GAME: (min 2 punts):**

70.0	Steve Cox at Texas (2 punts)	1980
59.0	Allen Meacham at Baylor (2 punts)	1988
58.3	Dylan Breeding vs. Tulsa (3 punts)	2012
57.8	Pete Raether at Texas Tech (4 punts)	1991
57.0	Zach Hocker at Rutgers (3 punts)	2013
56.5	Mike Kirkland at Texas Tech (2 punts)	1972
54.6	Greg Horne at Texas Tech (3 punts)	1983
54.5	Gerald Nesbitt at SMU (2 punts)	1957
53.5	Sam Irwin-Hill vs. South Carolina (4 punts)	2013
53.5	Richie Butler vs. Boise State (4 punts)	2000
53.2	Pete Raether vs. Georgia (6 punts)	1992
52.5	Greg Horne vs. TCU (2 punts)	1986

52.3	Brad Taylor vs. New Mexico (4 punts)	1983
52.0	Jeremy Davis at Auburn (4 punts)	2008
52.0	Gerald Nesbitt at Rice (2 punts)	1957
52.0	Lamar McHan vs. Oklahoma State (4 punts)	1953

SEASON: (min 4 punts per game):

47.2	Greg Horne (49 for 2313 yards)	1986
46.5	Steve Cox (47 for 2186 yards)	1980
45.6	Dylan Breeding (53 for 2416 yards)	2012
45.3	Dylan Breeding (53 for 2400 yards)	2011
44.4	Steve Little (63 for 2797 yards)	1976
44.3	Steve Little (48 for 2127 yards)	1977
43.8	Greg Horne (51 for 2234 yards)	1984
43.6	Pete Raether (65 for 2836 yards)	1991
43.2	Jeremy Davis (57 for 2460 yards)	2008
43.2	Pete Raether (68 for 2938 yards)	1992
42.8	Richie Butler (65 for 2784 yards)	2000
42.6	Greg Horne (54 for 2301 yards)	1985
42.5	Dylan Breeding (52 for 2212 yards)	2010
42.5	Richie Butler (67 for 2848 yards)	2001
41.9	Matt Wait (70 for 2935 yards)	1997
41.8	Jacob Skinner (50 for 2091 yards)	2005
41.7	Harold Cox (42 for 1745 yards)	1943
41.6	Allen Meacham (53 for 2203 yards)	1988
41.4	Kay Eakin (41 for 1688 yards)	1938

CAREER: (min 85 punts):

45.2	Steve Cox (89 for 4026 yards)	1979-80
44.4	Greg Horne (180 for 8000 yards)	1983-86
44.4	Steve Little (111 for 4924 yards)	1974-77
42.9	Dylan Breeding (219 for 9387 yards)	2009-12
42.9	Pete Raether (157 for 6743 yards)	1990-92
41.7	Brad Taylor (99 for 4131 yards)	1981-83
41.3	Richie Butler (231 for 9546 yards)	1999-2002
41.1	Jeremy Davis (142 for 5842 yards)	2004-08
40.5	Matt Wait (251 for 10177 yards)	1994-97
39.9	Jacob Skinner (131 for 5227 yards)	2003-06
39.9	Allen Meacham (92 for 3675 yards)	1987-89
39.8	Cary Stockdell (107 for 4144 yards)	1968-69

LONGEST PUNTS

86	Steve Cox vs. Texas	1986
83	Pete Raether vs. USL	1991
83	Harold Cox vs. SMU	1943
81	Lamar McHan vs. Texas	1951
81	Kay Eakin vs. TCU	1938
80	Allen Meacham vs. Baylor	1988
79	Sam Irwin-Hill vs. South Carolina	2013
79	Richie Butler vs. Alabama	2002
79	Jack Robbins vs. TCU	1937
78	Gerald Nesbitt vs. SMU	1955
78	Louis Schaufele vs. William & Mary	1948
78	Louis Schaufele vs. Texas A&M	1948
77	Zach Hocker at Rutgers	2013
77	David Jones vs. Baylor	1942

INDIVIDUAL RETURNS RECORDS

PUNT RETURNS

GAME:	
9	Ken Hatfield vs. Rice (89 yards).....1964
8	Bobby Joe Edmonds at Ole Miss (53 yards).....1985
8	Gary Anderson at Texas Tech (130 yards).....1979
7	Jack Morris vs. North Texas (146 yards).....1971
7	Gary Adams at TCU (59 yards).....1968
7	Gary Adams vs. TCU (91 yards).....1967
7	Gary Adams vs. Oklahoma State (33 yards).....1967
7	Lance Alworth vs. Tulsa (136 yards).....1961

SEASON:	
40	Bobby Joe Edmonds (466 yards).....1985
36	Orlando Watters (290 yards).....1992
36	Vaughn Lusby (294 yards).....1977
34	Gary Anderson (286 yards).....1979
31	Ken Hatfield (518 yards).....1964
29	Gary Anderson (222 yards).....1982
29	Gary Anderson (252 yards).....1981
29	Vaughn Lusby (161 yards).....1976
28	DeCori Birmingham (342 yards).....2002
28	Orlando Watters (157 yards).....1993
28	Gary Adams (290 yards).....1967
28	Lance Alworth (336 yards).....1961

CAREER:	
115	Gary Anderson (1004 yards).....1979-82
93	Bobby Joe Edmonds (959 yards).....1982-85
86	Vaughn Lusby (625 yards).....1974, 76-78
78	Tim Horton (657 yards).....1986-89
72	Ken Hatfield (1153 yards).....1962-64
64	Orlando Watters (447 yards).....1991-93
53	Marvin Jackson (594 yards).....2001, 03
52	DeCori Birmingham (546 yards).....2001-04
51	Lance Alworth (690 yards).....1959-61
49	Gary Adams (505 yards).....1966-68
45	Aubrey Fowler (642 yards).....1946-47

PUNT RETURN YARDAGE

GAME:	
174	Joe Adams vs. Missouri State (6 returns).....2011
146	Jack Morris vs. North Texas State (7 returns).....1971
136	Lance Alworth vs. Tulsa (7 returns).....1961
134	Terry Stewart vs. Wichita State (4 returns).....1969
130	Gary Anderson at Texas Tech (8 returns).....1979
120	Joe Adams vs. Ole Miss (3 returns).....2010
104	Marvin Jackson at Kentucky (4 returns).....2003
104	Orlando Watters at South Carolina (5 returns).....1992
102	Marvin Jackson vs. New Mexico St. (3 ret.) . 2003
102	Michael James vs. SMU (2 returns).....1991
101	Vaughn Lusby vs. Houston (6 returns).....1977
100	Gary Adams at Rice (4 returns).....1967

SEASON:	
518	Ken Hatfield (31 returns).....1964
466	Bobby Joe Edmonds (40 returns).....1985
395	Aubrey Fowler (23 returns).....1947
375	Martine Bercher (24 returns).....1966
350	Ken Hatfield (21 returns).....1963
342	DeCori Birmingham (28 returns).....2002
336	Lance Alworth (28 returns).....1961
329	Marvin Jackson (26 returns).....2003
321	Joe Adams (19 returns).....2011
307	Lance Alworth (18 returns).....1960
294	Bobby Joe Edmonds (25 returns).....1984
294	Vaughn Lusby (36 returns).....1977

CAREER:	
1,153	Ken Hatfield (72 returns).....1962-64
1,004	Gary Anderson (115 returns).....1979-82
959	Bobby Joe Edmonds (93 returns).....1982-85
690	Lance Alworth (51 returns).....1959-61
657	Tim Horton (78 returns).....1986-89
642	Aubrey Fowler (45 returns).....1946-47
625	Vaughn Lusby (86 returns).....1974, 76-78
594	Marvin Jackson (53 returns).....2001, 03
570	Johnny Cole (39 returns).....1950-52
546	DeCori Birmingham (52 returns).....2001-04
505	Gary Adams (49 returns).....1966-68

PUNT RETURN AVERAGE

SEASON: (min. 15):	
18.31	Johnny Cole (16 for 293 yards).....1950
17.17	Aubrey Fowler (23 for 395 yards).....1947
17.06	Lance Alworth (18 for 307 yards).....1960
16.89	Joe Adams (19 for 321 yards).....2011
16.71	Ken Hatfield (31 for 518 yards).....1964
16.67	Ken Hatfield (21 for 350 yards).....1963
15.63	Martine Bercher (24 for 375 yards).....1966
15.56	Joe Adams (16 for 249 yards).....2010
15.53	Johnny Cole (15 for 233 yards).....1951
14.32	Michael James (19 for 272 yards).....1991
14.27	Dean Pryor (15 for 214 yards).....1950
14.25	Ken Hatfield (20 for 285 yards).....1962
13.57	Jack Brasuell (21 for 285 yards).....1965

CAREER: (min 25):	
16.01	Ken Hatfield (72 for 1153 yards).....1962-64
15.83	Joe Adams (36 for 570 yards).....2008-11
15.63	Johnny Cole (38 for 594 yards).....1950-52
15.32	Martine Bercher (25 for 383 yards).....1965-66
14.27	Aubrey Fowler (45 for 642 yards).....1946-47
13.53	Lance Alworth (51 for 690 yards).....1959-61
12.92	Dean Pryor (25 for 323 yards).....1950-52
11.21	Marvin Jackson (53 for 594 yards).....2001, 03
10.50	DeCori Birmingham (52 for 546 yards).....2001-04
10.31	Bobby Joe Edmonds (93 for 959 yards).....1982-85
10.31	Gary Adams (49 for 505 yards).....1966-68
9.97	Michael James (29 for 289 yards).....1989-91
9.81	Marvin Jackson (27 for 265 yards).....2001
8.73	Gary Anderson (115 for 1004 yards).....1979-82
8.73	Jack Morris (26 for 227 yards).....1970-71

KICKOFF RETURNS

GAME:	
8	Cobi Hamilton at Auburn (142 yards).....2010
7	D'Arthur Cowan at Mississippi State (108 yards).....2012
7	Fred Talley vs. Boise State (135 yards).....2000
6	Dennis Johnson vs. LSU (103 yards).....2008
6	Dennis Johnson at Texas (150 yards).....2008
6	Dennis Johnson vs. Alabama (142 yards).....2008
6	DeCori Birmingham vs. Alabama (197 yards).....2002
6	Steven Harris vs. Ole Miss (124 yards).....2000
6	Rod Stinson vs. Tennessee (109 yards).....1999
6	Donnie Centers at Baylor (145 yards).....1986
6	Carl Miller at SMU (111 yards).....1984
5	Korliss Marshall at Alabama (82 yards).....2013
5	Lance Ray at Mississippi State (112 yards).....2010
5	Dennis Johnson at Ole Miss (122 yards).....2009
5	Dennis Johnson at Florida (124 yards).....2009
5	Felix Jones vs. Auburn (117 yards).....2005
5	Hubert Loudermilk at Alabama (82 yards).....2001
5	Lawrence Richardson at Alabama (71 yards).....2001
5	Steven Harris at Tennessee (117 yards).....2000
5	Orlando Watters vs. Auburn (102 yards).....1993
5	Orlando Watters at Alabama (111 yards).....1993
5	Ron Dickerson at Auburn (114 yards).....1992
5	Tracy Caldwell vs. TCU (100 yards).....1990
5	Barry Foster vs. Houston (109 yards).....1989
5	Carl Miller at Texas (127 yards).....1984
5	Lance Alworth vs. Texas (90 yards).....1961

SEASON:	
41	Dennis Johnson (905 yards).....2008
40	Dennis Johnson (1031 yards).....2009
28	DeCori Birmingham (638 yards).....2002
25	Cedric Washington (497 yards).....2003
23	Lance Ray (518 yards).....2010
23	Felix Jones (554 yards).....2006
23	Barry Foster (445 yards).....1988
22	Felix Jones (652 yards).....2007
22	Jon Richardson (501 yards).....1972
20	Steven Harris (420 yards).....2000
20	Ron Dickerson (497 yards).....1992
20	Barry Foster (445 yards).....1989
20	Derek Holloway (419 yards).....1981

CAREER:	
119#	Dennis Johnson (2784 yards).....2008-12
62	Felix Jones (1749 yards).....2005-07
61	DeCori Birmingham (1321 yards).....2001-04
55	Derek Holloway (1209 yards).....1979-82



Joe Adams tied an SEC single-season record with four punt return touchdowns in 2011, and his five career punt return touchdowns, including a school-record 97 yarder in 2010, tied for third-most in SEC history.

51	Barry Foster (1008 yards).....1987-89
43	Carl Miller (1016 yards).....1983-85
38	Darren McFadden (926 yards).....2005-07
36	Cedric Washington (701 yards).....2003-06
35	Jon Richardson (780 yards).....1970-72
31	Ron Dickerson (776 yards).....1989-92
31	Lance Alworth (740 yards).....1959-61
24	Steven Harris (490 yards).....2000-04
24	Donnie Stone (518 yards).....1956-58

KICKOFF RETURN YARDAGE

GAME:	
197	DeCori Birmingham vs. Alabama (6 returns).....2002
152	Derek Holloway at Houston (4 returns).....1980
150	Dennis Johnson at Texas (6 returns).....2008
147	Felix Jones at Southern California (4 returns).....2005
146	Carl Miller vs. Baylor (3 returns).....1983
145	Dennis Johnson vs. Auburn (3 returns).....2009
145	Donnie Centers at Baylor (6 returns).....1986
144	Felix Jones vs. Troy (3 returns).....2007
142	Cobi Hamilton at Auburn (8 returns).....2010
142	Dennis Johnson vs. Alabama (6 returns).....2008
138	Thomas Brown vs. Vanderbilt (3 returns).....1978
135	Fred Talley vs. Boise State (7 returns).....2000
130	Dennis Johnson vs. South Carolina (2 returns).....2011
127	Carl Miller at Texas (5 returns).....1984
126	Lance Ray vs. Vanderbilt (4 returns).....2010
124	Dennis Johnson at Ole Miss (5 returns).....2009
124	Dennis Johnson at Florida (5 returns).....2009
124	Steven Harris vs. Ole Miss (6 returns).....2000
121	Jack Brasuell vs. Texas (3 returns).....1963
117	Felix Jones vs. Auburn (5 returns).....2005
117	Steven Harris at Tennessee (5 returns).....2000
116	DeCori Birmingham at LSU (4 returns).....2001
116	Freddie Bradley vs. TCU (3 returns).....1991

SEASON:	
1,031	Dennis Johnson (40 returns).....2009
905	Dennis Johnson (41 returns).....2008
652	Felix Jones (22 returns).....2007
638	DeCori Birmingham (28 returns).....2002
554	Felix Jones (23 returns).....2006
543	Felix Jones (17 returns).....2005
518	Lance Ray (23 returns).....2010
501	Jon Richardson (22 returns).....1972
497	Cedric Washington (25 returns).....2003
497	Ron Dickerson (20 returns).....1992
461	Dennis Johnson (18 returns).....2011

INDIVIDUAL RETURNS RECORDS



Felix Jones holds the top two spots for season kickoff return average.

445	Barry Foster (20 returns).....	1989
445	Barry Foster (23 returns).....	1988
428	Lance Alworth (14 returns).....	1960
422	Korliss Marshall (19 returns).....	2013
420	Steven Harris (20 returns).....	2000

CAREER:

2,784#	Dennis Johnson (119 returns).....	2008-12
1,749	Felix Jones (62 returns).....	2005-07
1,321	DeCori Birmingham (61 returns).....	2001-04
1,209	Derek Holloway (55 returns).....	1979-82
1,016	Carl Miller (43 returns).....	1982-85
1,008	Barry Foster (51 returns).....	1987-89
926	Darren McFadden (38 returns).....	2005-07
780	Jon Richardson (35 returns).....	1970-72
776	Ron Dickerson (31 returns).....	1989-92
740	Lance Alworth (31 returns).....	1959-61

#SEC Record

KICKOFF RETURN AVERAGE

SEASON: (min 13):

31.94	Felix Jones (17 for 543 yards).....	2005
29.64	Felix Jones (22 for 652 yards).....	2007
25.78	Dennis Johnson (40 for 1031 yards).....	2009
25.61	Dennis Johnson (18 for 461 yards).....	2011
25.57	Marquel Wade (14 for 358 yards).....	2011
25.31	Jack Brasuell (13 for 329 yards).....	1963
24.85	Ron Dickerson (20 for 497 yards).....	1992
24.09	Felix Jones (23 for 554 yards).....	2006
23.94	Derek Holloway (17 for 407 yards).....	1980
23.60	Thomas Brown (15 for 354 yards).....	1978
23.43	Lance Alworth (14 for 328 yards).....	1960
23.29	Carl Miller (14 for 326 yards).....	1985
23.11	Lawrence Richardson (18 for 416 yards).....	2001
23.08	Lance Alworth (13 for 300 yards).....	1961

CAREER: (min 20):

28.21	Felix Jones (62 for 1749 yards).....	2005-07
26.14	Dickey Morton (22 for 575 yards).....	1971-73
25.03	Ron Dickerson (31 for 776 yards).....	1989-92
24.40	Darren McFadden (38 for 926 yards).....	2005-07
23.87	Lance Alworth (31 for 740 yards).....	1959-61
23.63	Carl Miller (43 for 1016 yards).....	1983-85
23.39	Dennis Johnson (119 for 2784 yards).....	2008-12
22.48	David Dickey (21 for 472 yards).....	1966-68
22.29	Jon Richardson (35 for 780 yards).....	1970-72
21.98	Derek Holloway (55 for 1209 yards).....	1979-82
21.66	DeCori Birmingham (61 for 1321 yards).....	2001-04
21.58	Donnie Stone (24 for 518 yards).....	1956-58
21.57	Jack Brasuell (23 for 496 yards).....	1963-65

TOTAL RETURNS

GAME:

9	Bobby Joe Edmonds at Ole Miss (8 PR, 1 KR).....	1985
9	Ken Hatfield vs. Rice (9 PR, 0 KR).....	1964
8	Cobi Hamilton at Auburn (0 PR, 8 KR).....	2010
8	DeCori Birmingham vs. Alabama (2 PR, 6 KR).....	2002
8	Gary Anderson at Texas Tech (8 PR, 0 KR).....	1979
8	Mike Higgins vs. Ole Miss (4 PR, 1 KR).....	1994
7	D'Arthur Cowan at Mississippi State (0 PR, 7 KR).....	2012
7	DeCori Birmingham vs. Kentucky (3 PR, 4 KR).....	2002
7	Fred Talley vs. Boise State (0 PR, 7 KR).....	2000
7	Orlando Watters vs. Auburn (2 PR, 5 KR).....	1993
7	Orlando Watters at Alabama (2 PR, 5 KR).....	1993
7	Pat Burris at Baylor (2 PR, 5 KR).....	1990
7	Jack Morris vs. North Texas (7 PR, 0 KR).....	1971
7	Lance Alworth vs. Tulsa (7 PR, 0 KR).....	1961
7	Gary Adams at TCU (7 PR, 0 KR).....	1968
7	Gary Adams at TCU (7 PR, 0 KR).....	1967
7	Gary Adams vs. Oklahoma State (7 PR, 0 KR).....	1967

SEASON:

56	DeCori Birmingham (28 PR, 28 KR).....	2002
50	Gary Anderson (34 PR, 16 KR).....	1979
46	Orlando Watters (28 PR, 18 KR).....	1993
43	Ken Hatfield (31 PR, 12 KR).....	1964
41	Dennis Johnson (0 PR, 41 KR).....	2008
41	Bobby Joe Edmonds (40 PR, 1 KR).....	1985
41	Lance Alworth (28 PR, 13 KR).....	1961
40	Dennis Johnson (0 PR, 40 KR).....	2009
37	Orlando Watters (36 PR, 1 KR).....	1992
36	Vaughn Lusby (36 PR, 0 KR).....	1977
32	Gary Anderson (29 PR, 3 KR).....	1982
32	Gary Anderson (29 PR, 3 KR).....	1981
32	Lance Alworth (18 PR, 14 KR).....	1960

CAREER:

137	Gary Anderson (115 PR, 22 KR).....	1979-82
119	Dennis Johnson (0 PR, 119 KR).....	2008-12
113	DeCori Birmingham (52 PR, 61 KR).....	2001-04
96	Bobby Joe Edmonds (93 PR, 3 KR).....	1982-85
91	Vaughn Lusby (86 PR, 5 KR).....	1974, 76-78
91	Ken Hatfield (72 PR, 19 KR).....	1962-64
83	Orlando Watters (64 PR, 19 KR).....	1991-92
82	Lance Alworth (51 PR, 31 KR).....	1959-61
80	Tim Horton (78 PR, 2 KR).....	1986-89
63	Felix Jones (1 PR, 62 KR).....	2005-07
59	Derek Holloway (4 PR, 55 KR).....	1979-82

TOTAL RETURN YARDAGE

GAME:

219	DeCori Birmingham vs. Alabama (8 returns).....	2002
174	Joe Adams vs. Missouri State (6 returns).....	2011
152	Derek Holloway vs. Houston (4 returns).....	1980
150	Dennis Johnson at Texas (6 returns).....	2008
147	Felix Jones vs. Southern California (4 returns).....	2005
146	Carl Miller vs. Baylor (3 returns).....	1983
146	Jack Morris vs. North Texas (7 returns).....	1971
145	Dennis Johnson vs. Auburn (3 returns).....	2009
145	Donnie Centers vs. Baylor (6 returns).....	1986
144	Felix Jones vs. Troy (3 returns).....	2007
143	Orlando Watters at South Carolina (6 returns).....	1992
142	Cobi Hamilton at Auburn (8 returns).....	2010
142	Dennis Johnson vs. Alabama (6 returns).....	2008
138	Thomas Brown vs. Vanderbilt (3 returns).....	1978
136	Lance Alworth vs. Tulsa (7 returns).....	1961
135	Fred Talley vs. Boise State (7 returns).....	2000
134	Terry Stewart vs. Wichita State (4 returns).....	1969
130	Dennis Johnson vs. South Carolina (2 returns).....	2011
130	DeCori Birmingham at Miss. State (5 returns).....	2002
130	Gary Anderson at Texas Tech (8 returns).....	1979

SEASON:

1,031	Dennis Johnson (40/1031 KR).....	2009
980	DeCori Birmingham (28/342 PR, 28/638 KR).....	2002

905	Dennis Johnson (41/905 KR).....	2008
771	Ken Hatfield (31/518 PR, 12/253 KR).....	1964
652	Felix Jones (22/652 KR).....	2007
636	Lance Alworth (28/336 PR, 13/300 KR).....	1961
635	Lance Alworth (18/307 PR, 14/328 KR).....	1960
629	Gary Anderson (34/286 PR, 16/343 KR).....	1979
554	Felix Jones (23/554 KR).....	2006
554	Felix Jones (1/11 PR, 17/543 KR).....	2005
549	Orlando Watters (28/157 PR, 18/392 KR).....	1993
518	Lance Ray (23/518 KR).....	2010
497	Ron Dickerson (20/497 KR).....	1992
485	Bobby Joe Edmonds (40/466 PR, 1/19 KR).....	1985
483	Ken Hatfield (20/285 PR, 7/198 KR).....	1962

CAREER:

2,784	Dennis Johnson (0/0 PR, 119/2784 KR).....	2008-12
1,867	DeCori Birmingham (52/546 PR, 61/1321 KR).....	2001-04
1,760	Felix Jones (1/11 PR, 62/1749 KR).....	2005-07
1,604	Ken Hatfield (72/1153 PR, 19/451 KR).....	1962-64
1,461	Gary Anderson (115/1004 PR, 22/457 KR).....	1979-82
1,430	Lance Alworth (51/690 PR, 31/740 KR).....	1959-61
1,253	Derek Holloway (4/44 PR, 55/1209 KR).....	1979-82
1,020	Bobby Joe Edmonds (93/959 PR, 3/61 KR).....	1982-85
1,016	Carl Miller (43/1016 KR).....	1983-85
1,008	Barry Foster (51/1008 KR).....	1987-89



Dennis Johnson broke SEC career records for kickoff return yards and kickoff returns with 2,784 yards on 119 returns.

INDIVIDUAL DEFENSE RECORDS



Wayne "Thumper" Harris set the school single-season record with 174 tackles in 1960.



Wayne Martin set the UA record for career sacks with 25.5 and recorded 37 tackles for loss, tied for third all-time, from 1985-88.



Jake Bequette ranks third in school history with 23.5 career sacks and recorded 10 in 2011, the sixth-highest single-season total by a Razorback.

TACKLES

GAME:

29	Ronnie Caveness vs. Texas.....	1963
25	Ronnie Caveness at Texas.....	1964
24	Cliff Powell vs. Texas.....	1969
23	Ronnie Caveness vs. Missouri.....	1963
22	Ken Hamlin vs. Troy State.....	2002
22	Quinton Caver vs. Alabama.....	2000
22	Loyd Phillips vs. Tulsa.....	1965
21	William Hampton vs. Oklahoma State.....	1977
21	Ronnie Caveness vs. Baylor.....	1963
20	Jerry Franklin at Mississippi State.....	2010
20	Tony Bua at Georgia.....	2001
20	Jermaine Petty at Ole Miss.....	2001
20	LaSalle Harper vs. UCLA.....	1989*
19	Caleb Miller at Kentucky.....	2003
19	Ken Hamlin vs. Tennessee.....	2001
19	Nick Miller vs. Ole Miss.....	1984
19	Larry Jackson vs. Oklahoma State.....	1977
19	Larry Jackson vs. Tulsa.....	1976
19	Lynn Garner vs. SMU.....	1968
19	Jim Williams vs. Texas.....	1965
19	Loyd Phillips vs. Texas.....	1965

*1989 Cotton Bowl

SEASON:

174	Wayne Harris (62 UT, 112 AT).....	1960
159	Ken Hamlin (97 UT, 62 AT).....	2002
155	Ronnie Caveness (87 UT, 68 AT).....	1964
154	Cliff Powell (72 UT, 82 AT).....	1968
154	Ronnie Caveness (34 UT, 120 AT).....	1963
140	Jermaine Petty (80 UT, 60 AT).....	2001
140	Rickey Williams (87 UT, 53 AT).....	1987
136	Mick Thomas (74 UT, 62 AT).....	1990
134	Cliff Powell (70 UT, 64 AT).....	1969
133	Caleb Miller (84 UT, 49 AT).....	2003
131	Tony Bua (77 UT, 54 AT).....	2002
129	Jon Rhiddlehoover (81 UT, 48 AT).....	1973
128	Danny Rhodes (73 UT, 55 AT).....	1973
126	Tony Bua (75 UT, 51 AT).....	2003

CAREER:

408	Tony Bua (248 UT, 160 AT).....	2000-03
382	Jerry Franklin (199 UT, 183 AT).....	2008-11
381	Ken Hamlin (221 UT, 160 AT).....	2000-02
372	Sam Olajubutu (223 UT, 149 AT).....	2003-06
368	Caleb Miller (232 UT, 136 AT).....	2000-03
367	Cliff Powell (172 UT, 195 AT).....	1967-69
357	Ronnie Caveness (133 UT, 224 AT).....	1962-64
343	Rickey Williams (210 UT, 133 AT).....	1984-87
335	Bert Zinamon (175 UT, 160 AT).....	1980-83
330	Mick Thomas (186 UT, 144 AT).....	1989-91
330	Lynn Garner (141 UT, 189 AT).....	1967-69
329	Darwin Ireland (173 UT, 156 AT).....	1990-93

309	Larry Jackson (199 UT, 110 AT).....	1976-78
305	Mark Smith (167 UT, 138 AT).....	1993-96
304	Loyd Phillips (163 UT, 141 AT).....	1964-66
299	Billy Ray Smith Jr. (195 UT, 104 AT).....	1979-82

TACKLES FOR LOSS

GAME:

5	Jermaine Brooks vs. Auburn.....	2001
5	Henry Ford vs. Memphis.....	1993
5	Mark Smith at Alabama.....	1993
5	Wayne Martin vs. Mississippi.....	1988
4.5	Desmond Sims vs. South Carolina.....	2005
4	Anthony Leon vs. Tennessee Tech.....	2010
4	Jamaal Anderson vs. Wisconsin.....	2007*
4	Jeb Huckeba vs. Georgia.....	2004
4	Jermaine Petty vs. Mississippi State.....	2001
4	Henry Ford vs. Texas.....	1991
4	Wayne Martin vs. Pacific.....	1988
4	Rickey Williams vs. Baylor.....	1987

*2007 Capital One Bowl

SEASON:

23	Steven Conley (175 yards).....	1995
23	Henry Ford (116 yards).....	1993
20.5	Jamaal Anderson (113 yards).....	2006
19	Billy Ray Smith Jr. (128 yards).....	1981
19	Jimmy Walker (125 yards).....	1978
18	Wayne Martin (110 yards).....	1987
18	Dan Hampton (62 yards).....	1978
17	Billy Ray Smith Jr. (86 yards).....	1980
17	Ray Lee Johnson (89 yards).....	1992
16	Junior Soli (53 yards).....	1995
15	Caleb Miller (38 yards).....	2003
15	Jimmy Walker (87 yards).....	1977
15	Billy Ray Smith Jr. (85 yards).....	1982

CAREER:

63	Billy Ray Smith Jr. (343 yards).....	1979-82
46	Henry Ford (224 yards).....	1990-93
37	Wayne Martin (189 yards).....	1985-88
37	Jimmy Walker (216 yards).....	1975-78
36	Malcolm Sheppard (124 yards).....	2006-09
36	Caleb Miller (116 yards).....	2000-03
36	Johnnie Meadors (157 yards).....	1974-76
35	Steven Conley (251 yards).....	1992-95
33	Jeb Huckeba (92 yards).....	2001-04
32.5	Jamaal Anderson (172 yards).....	2004-06
32	Trey Flowers (155 yards).....	2011-Present
32	Marcus Adair (185 yards).....	1993-95
32	Dan Hampton (143 yards).....	1975-78
31.5	Jerry Franklin (114 yards).....	2008-11
31	Jake Bequette (192 yards).....	2008-11
30.5	Chris Smith (172 yards).....	2010-13
30	Randy Garner (137 yards).....	1997-2000

30	Quinton Caver (113 yards).....	1997-2000
29	Adrian Davis (170 yards).....	2006-09
29	Carlos Hall (122 yards).....	1998-2001
29	Melvin Bradley (130 yards).....	1995-98
28	Geno Bell (97 yards).....	1993-95, 97
28	Ray Lee Johnson (136 yards).....	1990-92
27	Owen Kelly (119 yards).....	1989-92
27	Jerico Nelson (94 yards).....	2008-11

SACKS

GAME:

5	Wayne Martin vs. Ole Miss.....	1988
---	--------------------------------	------

SEASON:

14	Steven Conley.....	1995
14	Henry Ford.....	1993
13.5	Jamaal Anderson (95 yards).....	2006
13	Wayne Martin.....	1988
11	Ray Lee Johnson.....	1992
10	Jake Bequette (88 yards).....	2011
9.5	Chris Smith (65 yards).....	2012
8.5	Chris Smith (71 yards).....	2013
8.5	Antwain Robinson.....	2006
8	Henry Ford.....	1991
7	Jake Bequette (36 yards).....	2010
7	C.J. McLain.....	1998
7	Melvin Bradley.....	1996
7	Marcus Adair.....	1994
7	Steven Conley.....	1994
7	Marcus Adair.....	1993
7	Scott Long.....	1989
7	Ron Faurot.....	1983
6.5	Jerry Franklin (45 yards).....	2010
6.5	Jeb Huckeba.....	2004
6.5	Wayne Martin.....	1987

CAREER:

25.5	Wayne Martin.....	1985-88
25	Henry Ford.....	1990-93
23.5	Jake Bequette (165 yards).....	2008-11
21.5	Chris Smith (157 yards).....	2010-13
21	Steven Conley.....	1992-95
19	Marcus Adair.....	1993-95
18	Scott Long.....	1989-92
17.5	Jamaal Anderson (128 yards).....	2004-06
16	Ray Lee Johnson.....	1990-92
15	Melvin Bradley.....	1995-98
14.5	Randy Garner.....	1997-2000
13.5	Adrian Davis.....	2006-09
13	C.J. McLain.....	1995-98
13	Michael Shepherd.....	1986-89
12.5	Chad Rolen.....	1987-90
12	Trey Flowers (107 yards).....	2011-Present
12	Carlos Hall.....	1998-2001
11	Kerry Crawford.....	1985-88
11	Owen Kelly.....	1989-92
11	Geno Bell.....	1993-95, 97



INDIVIDUAL DEFENSE/LONG PLAYS RECORDS

INTERCEPTIONS

GAME:	
5	Wear Schoonover at Texas A&M, 1929
3	Michael Grant vs. Louisiana-Monroe (0 yards).....2006
3	David Hogue vs. SMU (20 yards).....1970
3	Louis Campbell vs. Tennessee (12 yards).....1971***
3	Billy Moore at SMU (4 yards).....1961
3	Kay Eakin vs. SMU (0 yards).....1937
2	Tramain Thomas vs. Auburn (48 yards).....2011
2	Rashaad Johnson vs. Florida Int. (5 yards).....2007
2	Matterral Richardson at Ole Miss (1 yard).....2007
2	Chris Houston at Mississippi State (129 yards).....2006
2	Lerinezo Robinson vs. Louisiana-Monroe (29 yards).....2004
2	Bo Mosley vs. Mississippi State (7 yards).....2003
2	Lawrence Richardson at Miss. St. (9 yards).....2002
2	Ken Hamlin vs. Louisiana-Lafayette (4 yards).....2002
2	Spencer Brown vs. South Carolina (7 yards).....1995
2	Dean Peavy vs. LSU (-3 yards).....1992
2	Michael James vs. Houston (75 yards 1 TD).....1991
2	Curtis Banks vs. SMU (13 yards).....1991
2	Patrick Williams at Houston (10 yards).....1988
2	Steve Atwater at Hawaii (37 yards).....1987
2	Charles Washington at Houston (32 yards).....1986
2	Richard Brothers vs. Ole Miss (17 yards).....1986
2	Kevin Wyatt at Houston (14 yards).....1984
2	Kevin Evans vs. SMU (32 yards).....1979
2	Kevin Evans vs. UCLA (12 yards).....1978****
2	Floyd Hogan vs. USC (92 yards).....1974
2	Louis Campbell vs. Baylor.....1972
2	Louis Campbell at Rice.....1971
2	Mike Davis vs. Baylor.....1971
2	Louis Campbell vs. TCU (61 yards 1 TD).....1971
2	Bobby Field vs. Texas Tech (45 yards).....1969
2	Jerry Moore vs. Georgia (4 yards).....1969**
2	Tommy Dixon at Texas Tech.....1968
2	Jerry Moore at Texas Tech.....1968
2	Tommy Trantham at Rice (53 yards).....1967
2	Tommy Trantham vs. Rice (78 yards).....1965
2	Ken Hatfield vs. Nebraska.....1965*
2	Gerald Nesbitt vs. SMU (50 yards).....1956

* 1965 Cotton Bowl || ** 1969 Sugar Bowl

*** 1971 Liberty Bowl || **** 1978 Fiesta Bowl

SEASON:

10	Jim Rinehart (106 yards, 0 TD).....1949
7	Louis Campbell (86 yards, 1 TD).....1971
7	Gary Adams (93 yards, 0 TD).....1966
6	Orlando Watters (185 yards, 2 TD).....1993
6	Patrick Williams (57 yards, 1 TD).....1988
6	David Hogue (45 yards, 1 TD).....1970
6	Tommy Trantham (104 yards, 0 TD).....1967
6	George Walker (90 yards, 0 TD).....1954
5	Tramain Thomas (70 yards, 0 TD).....2011
5	Jerrell Norton (174 yards, 1 TD).....2007
5	Zac Painter (36 yards, 0 TD).....1998
5	Marcus Campbell (52 yards, 0 TD).....1996
5	Spencer Brown (43 yards, 0 TD).....1995
5	Dean Peavy (37 yards, 0 TD).....1992
5	Michael James (75 yards, 1 TD).....1991
5	Charles Washington (32 yards, 0 TD).....1986
5	Kevin Wyatt (22 yards, 0 TD).....1984
5	Gary Adams (6 yards, 0 TD).....1968
5	Jerry Moore (104 yards, 1 TD).....1968
5	Billy Bass (58 yards, 0 TD).....1949
5	Louis Schaufele (46 yards, 0 TD).....1949

CAREER:

14	Steve Atwater (99 yards, 1 TD).....1985-88
13	Gary Adams (113 yards, 0 TD).....1966-68
12	Tramain Thomas (131 yards, 1 TD).....2008-11
12	Orlando Watters (250 yards, 3 TD).....1991-93
12	Louis Campbell (114 yards, 1 TD).....1970-72
12	Tommy Trantham (300 yards, 0 TD).....1965-67
11	Anthony Cooney (53 yards, 1 TD).....1986-89
10	Charles Washington (36 yards, 0 TD).....1983-86
10	George Walker (130 yards, 0 TD).....1954-57
10	Jim Rinehart (106 yards, 0 TD).....1949-51
10	Louis Schaufele (183 yards, 0 TD).....1948-50
9	Ken Hamlin (66 yards, 0 TD).....2000-02
9	Richard Brothers (76 yards, 0 TD).....1985-87
9	Greg Lasker (155 yards, 0 TD).....1982-85
9	David Hogue (70 yards, 1 TD).....1969-71

LONG PLAY TOUCHDOWNS

RUSHING (YARDS)	
99	Broderick Green vs. Eastern Michigan.....2009
92	Joe Adams vs. Auburn.....2011
90	Billy Moore vs. Tulsa.....1962
89	Ben Cowins vs. Houston.....1976
86	Ralph LaForge vs. Baylor.....1932
85	Felix Jones vs. Southeast Missouri State.....2006
85	Aubrey Fowler vs. SMU.....1946
83	Harry Jones vs. North Texas State.....1965
82	Henry Moore vs. Texas.....1954
81	Michael Smith vs. Florida International.....2007
81	Fred Talley vs. Central Florida.....2001
81	Dickey Morton vs. Baylor.....1973
81	Lamar McHan vs. Oklahoma State.....1951
80	Darren McFadden vs. South Carolina.....2007
80	Darren McFadden vs. LSU.....2006
80	Felix Jones vs. Missouri State.....2005
80	Fred Talley vs. Auburn.....2002
80	Fred Talley vs. Auburn.....2000
80	Barry Foster vs. Miami.....1988
80	Ralph LaForge vs. Baylor.....1932
80	Dick Miller vs. E. Central Okla.....1929
80	Dan Estes vs. SW Missouri St.....1911

PASSING (YARDS)

92	Matt Jones to Richard Smith vs. Tennessee.....2002
89	Ryan Mallett to Jarius Wright vs. Miss. St.....2010
87	Nathan Dick to Lucas Miller vs. Miss. St.....2008
87	Clint Stoerner to Anthony Lucas vs. SMU.....1998
87	Jimmy Williams to Derek Russell vs. TCU.....1988
85	Ryan Mallett to Cobi Hamilton vs. LSU.....2010
85	Ryan Mallett to Joe Adams vs. Tennessee Tech.....2010
84	Gordon Long to Alton Baldwin vs. Tulsa.....1946
83	Ryan Mallett to Ronnie Wingo Jr. vs. Troy.....2009
82	Robert Reed to Carl Johnson vs. Tennessee.....1994
81	Ron Calcagni to Donny Bobo vs. NMSU.....1977
80	Tyler Wilson to Cobi Hamilton vs. Rutgers.....2012
80	Ryan Mallett to Cobi Hamilton vs. LSU.....2010
80	Clint Stoerner to Anthony Lucas vs. LSU.....1997
80	Clint Stoerner to Anthony Eubanks vs. LSU.....1997
80	Brad Taylor to Keith Kidd vs. TCU.....1983
80	James Monroe to Richard Bell vs. Tulsa.....1958
79	Robby Hampton to Boo Williams vs. SMSU.....2000
79	Barry Lunney Jr. to J.J. Meadors vs. SMU.....1994
79	Mark Calcagni to James Rouse vs. NMU.....1985
78	Quinn Grovey to Derek Russell vs. Texas.....1990
77	Tyler Wilson to Jonathan Williams vs. Kentucky.....2012
77	Greg Thomas to Donnie Centers vs. Rice.....1986
77	Ronny South to Max Peacock vs. Texas Tech.....1967
76	Kevin Scanlon to Bobby Duckworth vs. TT.....1979
75	Ryan Mallett to Greg Childs vs. Florida.....2009
75	Robby Hampton to Boo Williams vs. Boise State.....2000
74	Tyler Wilson to Jonathan Williams vs. Kentucky.....2012
74	Tom Jones to Gary Anderson vs. Texas Tech.....1982
74	Scott Bull to Mark Douglas vs. TCU.....1974
73	Bill Montgomery to Chuck Dicus vs. TCU.....1969
72	Barry Lunney Jr. to J.J. Meadors vs. Georgia.....1993
72	Jon Brittenum to Harry Jones vs. TCU.....1966
71	Ryan Mallett to Cobi Hamilton vs. Texas A&M.....2010
71	Brad Taylor to Keith Kidd vs. Houston.....1983
70	Casey Dick to Jarius Wright vs. South Carolina.....2008
70	Mitch Mustain to Darren McFadden vs. Miss.....2006
70	Clint Stoerner to Anthony Lucas vs. SMU.....1999
70	Ronny South to David Dickey vs. Texas Tech.....1967
70	Dick Miller to Wear Schoonover vs. Texas SW.....1928

INTERCEPTION RETURN YARDS

GAME:	
129	Chris Houston at Mississippi State (2 int.).....2006
100	Jerrell Norton vs. North Texas (1 int.).....2007
99	Orlando Watters at LSU (1 int.).....1993
98	James Skillern vs. Hendrix (1 int.).....1915
96	Wear Schoonover vs. Centenary (1 int.).....1929
94	Jimmy Fryer at Texas A&M (1 int.).....1970
93	Danny Walters at Houston (1 int.).....1982
92	Floyd Hogan vs. Southern California (2 int.).....1974
92	Stu Berryhill vs. Wichita State (1 int.).....1966
91	Herman Bagby vs. Oklahoma State (1 int.).....1923
88	Jermaine Petty vs. Auburn (1 int.).....2001
87	Danny Walters at Ole Miss (1 int.).....1981
85	Gary Adams at Auburn (1 int.).....1992

SEASON:

185	Orlando Watters (6 int.).....1993
174	Jerrell Norton (5 int.).....2007
158	Tommy Trantham (4 int.).....1965
129	Chris Houston (3 int.).....2006
106	Jim Rinehart (10 int.).....1949
104	Jerry Moore (5 int.).....1968
104	Tommy Trantham (6 int.).....1967
98	Danny Walters (4 int.).....1981
98	James Skillern (1 int.).....1915

BLOCKED FG RETURN (YARDS)

76	Pierre Brown vs. Mississippi State.....2004
----	---

INTERCEPTION RETURNS (YARDS)

100	Jerrell Norton vs. North Texas.....2007
99	Orlando Watters vs. LSU.....1993
98	James Skillern vs. Hendrix.....1915
96	Wear Schoonover vs. Centenary.....1929
94	Jimmy Fryer vs. Texas A&M.....1970
93	Danny Walters vs. Houston.....1982
92	Stu Berryhill vs. Wichita State.....1966
91	Herman Bagby vs. Oklahoma State.....1923
88	Jermaine Petty vs. Auburn.....2001
87	Chris Houston vs. Mississippi State.....2006
87	Danny Walters vs. Ole Miss.....1981
85	Gary Adams vs. Auburn.....1992
80	Herman Bagby vs. Drury.....1923
77	Tommy Trantham vs. Texas.....1965
76	Jerry Ford vs. Tulsa.....1954
75	Michael James vs. Houston.....1991
75	Winton Kyle vs. LSU.....1929
70	Louis Schaufele vs. Texas A&M.....1950
70	Mel McGaha vs. William & Mary.....1947

PUNT RETURNS (YARDS)

97	Joe Adams vs. Ole Miss.....2010
95	Ken Hatfield vs. Tulsa.....1963
90	Terry Stewart vs. Wichita State.....1969
87	Orlando Watters vs. South Carolina.....1992
81	Ken Hatfield vs. Texas.....1964
80	Gary Anderson vs. Tulane.....1980
80	Ken Hatfield vs. Texas Tech.....1963
79	Gary Adams vs. Baylor.....1968
78	Ken Hatfield vs. Texas Tech.....1964
75	Michael James vs. Texas Tech.....1991
75	Aubrey Fowler vs. North Texas.....1947
74	Marvin Jackson vs. Georgia.....2001
73	Marvin Jackson vs. New Mexico State.....2003
73	George Walker vs. Rice.....1954
71	Orlando Watters vs. Tennessee.....1992
71	Ken Hatfield vs. TCU.....1962
70	Johnny Cole vs. Texas.....1950

KICKOFF RETURNS (YARDS)

100	Felix Jones vs. Ole Miss.....2006
100	Felix Jones vs. Mississippi State.....2005
100	Madre Hill vs. LSU.....1994
100	Carl Miller vs. Baylor.....1983
100	Jim Moity vs. Hardin-Simmons.....1958
100	Billy Kyser vs. Hardin-Simmons.....1958
100	Boyd Cypert vs. Missouri School of Mines.....1911
100	Boyd Cypert vs. Drury.....1911
99	Oscar Malone vs. Memphis.....1992
98	Dennis Johnson vs. South Carolina.....2011
98	Lawrence Richardson vs. Weber State.....2001
96	Dennis Johnson vs. Tulsa.....2008
96	Thomas Brown vs. Vanderbilt.....1978
95	Cedric Cobbs vs. Middle Tennessee State.....1999
95	Jack Troxell vs. Tulsa.....1952
95	Ralph LaForge vs. TCU.....1933
93	Derek Holloway vs. Houston.....1980
92	Darren McFadden vs. Mississippi State.....2006
91	Dennis Johnson vs. Missouri State.....2009
90	Felix Jones vs. Troy.....2007
89	Jack Brasuell vs. Texas.....1963
88	Ronnie Underwood vs. LSU.....1955
86	Clyde Scott vs. SMU.....1946

97	Kenoy Kennedy (3 int.).....1999
96	Wear Schoonover (1 int.).....1929
95	Gerald Nesbitt (4 int.).....1956
94	Jimmy Fryer (1 int.).....1970
93	Danny Walters (3 int.).....1982
93	Gary Adams (7 int.).....1966

CAREER:

300	Tommy Trantham (12 int.).....1965-67
250	Orlando Watters (12 int.).....1991-93
191	Danny Walters (7 int.).....1981-82
187	Kenoy Kennedy (5 int.).....1996-99
174	Jerrell Norton (5 int.).....2006-09
155	Greg Lasker (9 int.).....1982-85
131	Tramain Thomas (12 int.).....2008-11
129	Chris Houston (3 int.).....2004-06
121	Curtis Banks (8 int.).....1988-91
119	David Barrett (7 int.).....1996-99
113	Gary Adams (13 int.).....1966-68
106	Michael James (8 int.).....1989-91
105	Vickiel Vaughn (7 int.).....2002-05
104	Jerry Moore (5 int.).....1968
102	Muskie Harris (4 int.).....1973-77

YEARLY LEADERS

RUSHING

PLAYER	ATT	YDS	AVG	TD
1945 John Hoffman	139	587	4.3	3
1946 Ken Holland	112	397	3.5	2
1947 Clyde Scott	152	659	4.3	6
1948 Clyde Scott	95	670	7.1	6
1949 Geno Mazzanti, Sr.	123	757	6.2	3
1950 Buddy Rogers, Sr.	118	476	4.0	3
1951 Lamar McHan, So.	127	433	3.4	4
1952 Buddy Sutton, Sr.	100	448	4.5	3
1953 Lamar McHan, Sr.	143	409	2.9	4
1954 Henry Moore, Jr.	153	670	4.4	8
1955 Henry Moore, Sr.	134	701	5.2	3
1956 Gerald Nesbitt, So.	129	663	5.1	7
1957 Gerald Nesbitt, Jr.	145	624	4.3	7
1958 Jim Moaty, Jr.	71	395	5.6	4
1959 Jim Moaty, Sr.	93	519	5.6	5
1960 Lance Alworth, Jr.	106	375	3.5	3
1961 Lance Alworth, Sr.	110	516	4.7	5
1962 Billy Moore, Sr.	131	585	4.5	14
1963 Jim Lindsey, So.	130	444	3.4	2
1964 Jack Brasuell, Jr.	173	542	3.1	3
1965 Bobby Burnett, Sr.	232	947	4.1	16
1966 David Dickey, So.	115	447	3.9	8
1967 Russell Cody, So.	95	383	4.0	1
1968 Bill Burnett, So.	207	859	4.1	15
1969 Bill Burnett, Jr.	209	900	4.3	19
1970 Bill Burnett, Sr.	110	445	4.1	12
1971 Dickey Morton, So.	127	831	6.5	5
1972 Dickey Morton, Jr.	242	1188	4.9	6
1973 Dickey Morton, Sr.	226	1298	5.7	5
1974 Ike Forte, Jr.	187	974	5.3	9
1975 Ike Forte, Sr.	174	983	5.6	10
1976 Ben Cowins, So.	183	1162	6.3	7
1977 Ben Cowins, Jr.	220	1192	5.4	14
1978 Ben Cowins, Sr.	188	1006	5.4	6
1979 Roland Sales, Sr.	138	625	4.6	3
1980 James Tolbert, Jr.	140	571	4.1	3
1981 Gary Anderson, Jr.	121	616	5.1	1
1982 Darryl Bowles, Sr.	155	619	4.0	2
1983 Derek Thomas, Fr.	117	432	3.7	4
1984 Marshall Foreman, So.	183	804	4.4	7
1985 James Rouse, Fr.	99	550	5.6	8
1986 Greg Thomas, Jr.	141	461	3.3	8
1987 James Rouse, Jr.	182	1004	5.5	17
1988 Barry Foster, So.	132	660	5.0	8
1989 James Rouse, Sr.	163	895	5.3	7
1990 E.D. Jackson, So.	155	596	3.8	3
1991 E.D. Jackson, Jr.	143	641	4.5	1
1992 E.D. Jackson, Sr.	118	466	4.0	2
1993 Oscar Malone, So.	89	555	6.2	5
1994 Oscar Malone, Jr.	99	597	6.0	3
1995 Madre Hill, So.	307	1387	4.5	15
1996 Oscar Malone, Sr.	197	814	4.1	4
1997 Rod Stinson, Fr.	111	413	3.7	2
1998 Chrys Chukwuma, Jr.	149	870	5.8	8
1999 Cedric Cobbs, Fr.	116	668	5.8	3
2000 Fred Talley, So.	137	768	5.6	5
2001 Fred Talley, Jr.	164	774	4.7	4
2002 Fred Talley, Sr.	197	1119	5.7	2
2003 Cedric Cobbs, Sr.	227	1320	5.8	10
2004 Matt Jones, Sr.	83	622	7.5	6
2005 Darren McFadden, Fr.	176	1113	6.3	11
2006 Darren McFadden, So.	284	1647	5.8	14
2007 Darren McFadden, Jr.	325	1830	5.6	16
2008 Michael Smith, Jr.	207	1072	5.2	8
2009 Broderick Green, So.	104	442	4.2	11
2010 Knile Davis, So.	204	1322	6.5	13
2011 Dennis Johnson, Jr.	106	670	6.3	3
2012 Dennis Johnson, Sr.	137	757	5.5	8
2013 Alex Collins, Fr.	190	1026	5.4	4

PASSING

PLAYER	CMP	ATT	PCT	TD	INT	YDS
1935 Jack Robbins	95	152	.625	7	7	1219
1936 Jack Robbins	49	107	.458	4	7	583
1937 Jack Robbins	49	130	.377	8	18	554
1938 Kay Eakin	34	111	.306	3	4	467
1939 Kay Eakin	78	193	.404	5	18	962
1945 Bud Canada	24	69	.348	2	3	272
1946 Aubrey Fowler	18	40	.450	-	-	320
1947 Ken Holland	25	46	.543	5	-	360

1948 Gordon Long	32	56	.571	4	4	449
1949 Don Logue, So.	31	79	.392	6	8	374
1950 Jim Rinehart, Jr.	59	139	.424	3	15	756
1951 Lamar McHan, So.	53	135	.393	6	14	724
1952 Lamar McHan, Jr.	55	136	.404	5	17	743
1953 Lamar McHan, Sr.	78	150	.520	8	11	1107
1954 George Walker, So.	45	85	.529	4	9	603
1955 George Walker, Jr.	22	47	.468	2	3	347
1956 Don Christian, So.	18	53	.340	2	0	260
1957 George Walker, Sr.	35	63	.556	4	4	587
1958 James Monroe, Jr.	41	96	.427	3	8	512
1959 James Monroe, Sr.	19	30	.633	3	3	202
1960 George McKinney, Jr.	39	90	.433	9	6	728
1961 George McKinney, Sr.	32	68	.471	6	5	426
1962 Billy Moore, Sr.	51	91	.560	5	2	673
1963 Bill Gray, Jr.	34	79	.430	4	5	483
1964 Fred Marshall, Sr.	50	94	.532	4	8	656
1965 Jon Brittenum, Jr.	75	149	.503	8	7	1103
1966 Jon Brittenum, Sr.	76	143	.531	7	7	1103
1967 Ronny South, Sr.	84	142	.592	11	8	1159
1968 Bill Montgomery, So.	134	234	.573	10	8	1595
1969 Bill Montgomery, Jr.	93	173	.538	9	7	1333
1970 Bill Montgomery, Sr.	110	195	.564	10	9	1662
1971 Joe Ferguson, Jr.	160	271	.590	11	12	2203
1972 Joe Ferguson, Sr.	119	254	.469	9	15	1484
1973 Mike Kirkland, So.	75	151	.497	3	13	990
1974 Scott Bull, Jr.	14	32	.438	3	1	238
1975 Scott Bull, Sr.	33	71	.465	3	6	570
1976 Ron Calcagni, So.	17	57	.300	2	4	366
1977 Ron Calcagni, Jr.	73	137	.533	10	7	1147
1978 Ron Calcagni, Sr.	62	103	.602	4	5	807
1979 Kevin Scanlon, Sr.	92	139	.662	9	6	1212
1980 Tom Jones, So.	93	166	.560	6	8	1161
1981 Brad Taylor, Fr.	53	99	.535	1	4	726
1982 Brad Taylor, So.	59	141	.418	6	9	1073
1983 Brad Taylor, Jr.	139	257	.541	9	8	1837
1984 Brad Taylor, Sr.	82	147	.558	7	11	1166
1985 Mark Calcagni, Sr.	27	47	.574	3	2	561
1986 Greg Thomas, Jr.	67	109	.615	6	1	1032
1987 Quinn Grove, Fr.	38	62	.613	2	4	495
1988 Quinn Grove, So.	62	98	.633	4	3	966
1989 Quinn Grove, Jr.	72	132	.550	5	9	1149
1990 Quinn Grove, Sr.	120	235	.511	18	10	1886
1991 Jason Allen, Fr.	48	102	.471	6	6	603
1992 Barry Lunney Jr., Fr.	91	189	.482	4	5	1015
1993 Barry Lunney Jr., So.	104	202	.515	6	7	1241
1994 Barry Lunney Jr., Jr.	101	183	.552	11	6	1345
1995 Barry Lunney Jr., Sr.	180	292	.616	12	10	2181
1996 Pete Burks, So.	115	224	.513	6	9	1390
1997 Clint Stoerner, So.	173	357	.485	12	13	2347
1998 Clint Stoerner, Jr.	167	312	.535	26	8	2629
1999 Clint Stoerner, Sr.	177	317	.558	19	10	2293
2000 Robby Hampton, So.	145	261	.556	3	8	1548
2001 Zak Clark, So.	88	179	.492	6	4	1000
2002 Matt Jones, So.	122	234	.521	16	8	1592
2003 Matt Jones, Jr.	132	230	.574	18	8	1917
2004 Matt Jones, Sr.	151	264	.572	15	12	2073
2005 Robert Johnson, So.	89	158	.563	5	6	876
2006 Casey Dick, So.	65	132	.492	9	6	991
2007 Casey Dick, Jr.	150	262	.573	18	10	1695
2008 Casey Dick, Sr.	205	357	.574	13	14	2586
2009 Ryan Mallett, So.	225	403	.558	30	7	3624
2010 Ryan Mallett, Jr.	266	411	.647	32	12	3869
2011 Tyler Wilson, Jr.	277	438	.632	24	6	3638
2012 Tyler Wilson, Sr.	249	401	.621	21	13	3387
2013 Brandon Allen, So.	128	258	.496	13	10	1552

RECEIVING

PLAYER	REC	YDS	TD
1929 Wear Schoonover	33	342	7
1936 Jim Benton	35	489	5
1937 Jim Benton	48	814	7
1945 John Hoffman	11	196	0
1946 Clyde Scott	11	183	0
Alton Baldwin	10	213	2
1947 Ross Pritchard	15	266	4
1948 Ross Pritchard	17	311	5
1949 Pat Summerall, So.	17	298	3
1950 Bill Jurney, Jr.	22	335	3
1951 Pat Summerall, Sr.	24	358	3
1952 Lewis Carpenter	19	335	2
1953 Floyd Sagely, Sr.	30	542	3
1954 Preston Carpenter, Jr.	21	234	2

1955 Preston Carpenter, Sr.	11	155	0
1956 Ronnie Underwood, Jr.	7	154	2
1957 Billy Kyser, So.	10	179	1
1958 Charlie Barnes, So.	15	175	2
1959 Steve Butler, Jr.	9	107	2
1960 Jimmy Collier, Jr.	17	356	3
1961 Lance Alworth, Sr.	18	320	3
1962 Jerry Lamb, So.	23	378	4
1963 Jerry Lamb, Jr.	16	240	2
1964 Jim Lindsey, Jr.	24	331	2
1965 Bobby Crockett, Sr.	30	487	3
1966 Tommy Burnett, Sr.	29	401	2
1967 Max Peacock, Sr.	30	468	5
1968 Max Peacock, Sr.	39	497	2
Chuck Dicus, So.	38	589	8
1969 Chuck Dicus, Jr.	42	688	4
1970 Chuck Dicus, Sr.	38	577	4
1971 Mike Reppond, Jr.	56	986	3
1972 Mike Reppond, Sr.	36	475	4
1973 Jack Ettinger, Sr.	28	411	1
1974 Freddie Douglas, Jr.	15	332	3
1975 Freddie Douglas, Sr.	13	232	0
1976 Charles Clay, So.	7	174	1
1977 Donny Bobo, So.	22	454	5
1978 Robert Farrell, Jr.	13	229	4
Jerry Eckwood, Sr.	13	99	0
1979 Gary Stiggers, Jr.	23	221	1
Robert Farrell, Sr.	21	401	1
1980 Gary Anderson, So.	23	153	0
Bobby Duckworth, Sr.	20	461	2
1981 Gary Anderson, Jr.	26	263	3
Darryl Mason, Sr.	23	285	3
1982 Gary Anderson, Sr.	26	486	4
Derek Holloway, Sr.	21	529	2
1983 Mark Mistler, Sr.	33	401	2
1984 James Shibest, So.	51	907	7
1985 James Shibest, Jr.	20	446	2
1986 James Shibest, Sr.	22	473	0
1987 Derek Russell, Fr.	16	297	3
1988 Tim Horton, Jr.	16	319	1
Derek Russell, Fr.	15	396	1
1989 Tim Horton, Sr.	23	454	0
1990 Derek Russell, Fr.	43	897	8
1991 Ron Dickerson, Jr.	25	372	3
1992 Kirk Botkin, Jr.	33	257	0
Ron Dickerson, Sr.	32	437	4
1993 J.J. Meadors, So.	28	429	3
1994 J.J. Meadors, Jr.	43	613	5
1995 Anthony Eubanks, So.	43	596	4
1996 Anthony Eubanks, Jr.	51	809	5
1997 Anthony Eubanks, Sr.	51	870	5
1998 Michael Williams, Jr.	44	560	5
Anthony Lucas, Jr.	43	1004	10
1999 Anthony Lucas, Sr.	37	822	5
2000 Boo Williams, Sr.	52	739	7
2001 George Wilson, Fr.	40	568	3
2002 George Wilson, So.	49	626	7
2003 George Wilson, Jr.	50	900	6
2004 Steven Harris, Sr.	37	617	4
Marcus Monk, Fr.	37	569	6
2005 Peyton Hillis, So.	38	402	4
Marcus Monk, So.	35	476	7
2006 Marcus Monk, Jr.	50	962	11
2007 Peyton Hillis, Sr.	49	537	5
2008 D.J. Williams, So.	61	723	3
2009 Greg Childs, So.	48	894	7
2010 D.J. Williams, Sr.	54	627	4
Joe Adams, Jr.	50	813	6
2011 Jarius Wright, Sr.	66	1117	12
2012 Cobi Hamilton, Sr.	90	1335	5
2013 Javonte Herndon	31	437	4

*Leader in receiving yards if different than receptions leader



YEARLY LEADERS

SCORING

	PLAYER	TD	PAT	FG	PTS
1915	Gene Davidson	3	2	0	20
1916	Gene Davidson	12	13	0	85
1917	Gene Davidson	12	5	0	77
1925	George Cole	3	4	7	43
1926	George Cole	9	15	1	72
1927	George Cole	11	16	1	85
1928	Garland Beavers	13	0	0	78
1929	Richard Miller	13	0	0	78
1930	Homer Ledbetter	4	0	0	24
1931	Homer Ledbetter	8	0	0	48
1932	Joe Biddle	4	1	0	25
1933	Ralph LaForge	9	3	0	57
1934	Elvin Geiser	2	5	1	20
1935	Allan Keen	6	0	0	30
1936	Ralph Rawlings	6	0	0	30
	Jim Benton	6	0	0	30
1937	Jim Benton	6	0	0	30
1938	Neil Martin	3	0	0	18
1939	O'Neil Adams	4	0	0	24
1940	Howard Hickey	3	2	0	20
1941	Frank Delmonego	1	13	1	22
1942	Bob Forte	3	0	0	18
1943	Alton Baldwin	5	0	0	30
1944	Alton Baldwin	5	0	0	30
1945	Alton Baldwin	5	0	0	30
1946	Aubrey Fowler	3	11	0	29
1947	Clyde Scott	6	0	0	36
1948	Leon Campbell	9	0	0	54
1949	Don Logue, So.	6	0	0	36
1950	Bill Jurney, Jr.	4	0	0	24
1951	Buddy Sutton, Jr.	6	0	0	36
1952	Lamar McHan, Jr.	4	0	0	24
	Lewis Carpenter	4	0	0	24
1953	Lamar McHan, Sr.	4	8	0	32
1954	George Walker, So.	7	6	0	48
1955	George Walker, Jr.	4	14	1	41
1956	Gerald Nesbitt, Jr.	7	7	0	49
1957	Gerald Nesbitt, Sr.	7	9	0	51
1958	Donnie Stone, Sr.	5	0	0	30
1959	Jim Mootty, Sr.	5	0	0	30
1960	Mickey Cissell, So.	0	21	2	27
1961	Mickey Cissell, Jr.	1	21	2	33
1962	Billy Moore, Sr.	14	0	0	84
1963	Bill Gray, Jr.	5	0	0	30
1964	Tom McNelly, Sr.	0	29	6	47
1965	Bobby Burnett, Sr.	16	0	0	96
1966	David Dickey, So.	8	0	0	48
1967	David Dickey, Jr.	16	0	0	96
1968	Bill Burnett, So.	16	0	0	96
1969	Bill Burnett, Jr.	20	0	0	120
1970	Bill McClard, Jr.	0	50	10	80
1971	Bill McClard, Sr.	0	35	12	71
1972	Mike Kirkland, Fr.	0	26	8	50
1973	Mike Kirkland, So.	3	5	3	34
1974	Steve Little, Fr.	0	29	12	65
1975	Steve Little, So.	0	32	11	65
1976	Steve Little, Jr.	0	23	11	56
1977	Steve Little, Sr.	0	37	19	94
1978	Ish Ordenez, So.	0	39	13	78
1979	Ish Ordenez, Jr.	0	26	18	80
1980	Ish Ordenez, Sr.	0	23	13	62
1981	Bruce Lahay, Sr.	0	31	19	88
1982	Gary Anderson, Sr.	9	0	0	54
1983	Greg Horne, Fr.	0	16	14	58
1984	Greg Horne, So.	0	14	10	44
1985	James Rouse, Fr.	9	1	0	56
1986	Kendall Trainor, So.	0	39	10	69
1987	James Rouse, Jr.	17	0	0	102
1988	Kendall Trainor, Sr.	0	30	24	102
1989	Todd Wright, Fr.	0	38	20	98
1990	Todd Wright, So.	0	24	11	57
1991	Todd Wright, Jr.	0	14	12	50
1992	Todd Wright, Sr.	0	11	17	62
1993	Oscar Malone, So.	5	0	0	30
1994	Lance Ellison, Sr.	0	24	6	42
1995	Madre Hill, So.	16	0	0	96
1996	Todd Latourette, So.	0	18	9	45
1997	Todd Latourette, Jr.	0	20	7	41
1998	Todd Latourette, Sr.	0	41	17	92
1999	Tony Dodson, Sr.	0	31	12	67
2000	Boo Williams, Sr.	7	1	0	44

2001	Brennan O'Donohoe, So.	0	29	12	65
2002	David Carlton, Jr.	0	28	12	64
2003	Chris Balseiro, So.	0	40	11	73
2004	Chris Balseiro, Jr.	0	40	4	52
2005	Chris Balseiro, Sr.	0	31	13	70
2006	Darren McFadden, So.	16	1	0	98
2007	Alex Tejada, Fr.	0	58	17	109
2008	Michael Smith, Jr.	10	0	0	60
2009	Alex Tejada, Jr.	0	58	16	106
2010	Zach Hocker, Fr.	0	56	16	104
2011	Zach Hocker, So.	0	55	21	118
2012	Zach Hocker, Jr.	0	32	11	65
2013	Zach Hocker, Sr.	0	28	13	67

PUNT RETURNS

	PLAYER	NO	YDS	AVG	TD
1945	Bud Canada	21	264	12.5	-
1946	Aubrey Fowler	22	247	11.2	-
1947	Aubrey Fowler	23	395	17.1	-
1948	Ross Pritchard	10	203	20.3	-
1949	Jim Rinehart, So.	21	230	10.9	-
1950	Johnny Cole, So.	16	293	18.3	1
1951	Johnny Cole, Jr.	15	233	15.5	-
1952	Johnny Cole, Sr.	8	68	8.5	-
1953	Lamar McHan, Sr.	21	233	11.1	-
1954	George Walker, So.	8	142	17.3	1
1955	Don Horton, So.	7	173	24.7	-
1956	Rogers Overby, Sr.	11	121	11.0	-
1957	Donnie Stone, Jr.	7	80	11.4	-
	George Walker, Sr.	7	100	14.3	-
1958	Jim Mootty, Jr.	9	77	8.5	-
	Freddy Akers, Jr.	8	91	11.4	-
1959	Lance Alworth, So.	5	47	9.4	-
1960	Lance Alworth, Jr.	18	307	17.1	-
1961	Lance Alworth, Sr.	28	336	12.0	-
1962	Ken Hatfield, So.	7	198	28.3	-
	George Rea Walker, So.	7	200	28.6	-
1963	Ken Hatfield, Jr.	21	350	16.7	-
1964	Ken Hatfield, Sr.	31	518	16.7	-
1965	Jack Brasuell, Sr.	21	285	13.6	-
1966	Martine Bercher, Sr.	24	375	15.6	-
1967	Gary Adams, Jr.	28	290	10.4	-
1968	Gary Adams, Sr.	28	215	10.2	2
1969	Terry Stewart, Sr.	19	134	7.1	-
1970	Jerry Moore, Sr.	15	191	12.8	0
1971	Jack Morris, Sr.	24	216	9.0	0
1972	John Mosely, Sr.	19	182	9.6	0
1973	Teddy Barnes, So.	11	46	4.2	0
	Floyd Hogan, Jr.	8	64	8.0	0
1974	Floyd Hogan, Sr.	27	128	4.7	0
1975	Jerry Eckwood, So.	15	105	7.0	0
1976	Vaughn Lusby, So.	29	161	5.6	0
1977	Vaughn Lusby, Jr.	36	294	8.2	0
1978	Vaughn Lusby, Sr.	21	170	8.1	0
1979	Gary Anderson, Fr.	34	286	8.4	1
1980	Gary Anderson, So.	23	244	10.6	0
1981	Gary Anderson, Jr.	29	252	8.7	0
1982	Gary Anderson, Sr.	29	222	7.7	0
1983	Bobby Joe Edmonds, So.	23	177	7.7	0
1984	Bobby Joe Edmonds, Jr.	25	294	11.8	0
1985	Bobby Joe Edmonds, Sr.	40	466	11.7	0
1986	James Shilbest, Sr.	20	211	10.6	0
1987	Tim Horton, So.	25	224	9.0	0
1988	Tim Horton, Jr.	26	258	9.9	0
1989	Tim Horton, Sr.	20	124	6.2	0
1990	Michael James, Jr.	8	13	1.6	0
	Dean Peevy, Fr.	5	48	9.6	0
1991	Michael James, Sr.	19	272	14.3	1
1992	Orlando Watters, Jr.	36	290	8.1	2
1993	Orlando Watters, Sr.	28	157	5.6	0
1994	Carl Kidd, Sr.	22	165	7.5	0
1995	J.J. Meadors, Sr.	11	52	4.7	0
1996	Anthony Eubanks, Jr.	21	101	4.8	0
1997	Jerome Flowers, So.	25	157	6.3	0
1998	Rossi Morreale, So.	18	130	7.2	0
1999	Rossi Morreale, Jr.	14	79	5.6	0
2000	Steadman Campbell, So.	16	103	6.4	0
2001	Marvin Jackson, Jr.	27	265	9.8	1
2002	DeCori Birmingham, So.	28	342	12.2	0
2003	Marvin Jackson, Sr.	26	329	12.7	1
2004	DeCori Birmingham, Sr.	17	115	6.8	0
2005	Peyton Hillis, So.	16	165	10.3	0
2006	Reggie Fish, So.	16	98	6.1	0

2007	Jerrell Norton, So.	18	142	7.9	0
2008	Jarius Wright, Fr.	6	15	2.5	0
2009	Jerrell Norton, Jr.	9	77	8.6	0
2010	Joe Adams, Jr.	16	249	15.6	1
2011	Joe Adams, Sr.	19	321	16.9	4
2012	Nate Holmes, Fr.	11	70	6.4	0
2013	Javonte Herndon, Sr.	9	67	7.4	0

*Leader in punt return yards if different from return leader

KICKOFF RETURNS

	PLAYER	NO	YDS	AVG	TD
1946	Clyde Scott	6	140	23.3	-
1947	Clyde Scott	8	196	24.5	-
1948	Clyde Scott	8	195	24.4	-
1949	Joe Dugan, So.	6	138	23.0	-
	Joe Baldrige, So.	6	152	25.3	-
1950	Buddy Rogers, Sr.	9	146	16.2	-
1951	Larry Hogue, Jr.	8	144	18.0	-
1952	Lewis Carpenter, Sr	11	159	14.4	-
	Jack Troxell, Jr.	7	212	30.3	-
1953	Preston Carpenter, So.	5	107	21.4	-
1954	Buddy Benson, So.	6	110	18.3	-
	George Walker, So.	6	154	25.7	-
1955	Ronnie Underwood, Jr.	3	121	40.3	-
	Don Christian, So.	3	83	27.7	-
	George Walker, Jr.	3	65	21.7	-
	Don Horton, So.	3	54	18.0	-
	Joe Thomason, Sr.	3	48	16.0	-
1956	Donnie Stone, So.	11	239	21.7	-
1957	Donnie Stone, Jr.	8	166	20.7	-
1958	Jim Mootty, Jr.	9	210	23.3	-
1959	Jim Mootty, Sr.	8	147	18.4	-
1960	Lance Alworth, Jr.	14	428	30.6	-
1961	Lance Alworth, Sr.	13	300	23.1	0
1962	Ken Hatfield, So.	7	198	28.3	-
	George Rae Walker, So.	7	200	28.6	-
1963	Jack Brasuell, So.	13	329	25.3	0
1964	Ken Hatfield, Sr.	12	253	21.1	-
1965	Jack Brasuell, Sr.	6	93	15.5	-
1966	David Dickey, So.	7	164	23.4	-
1967	David Dickey, Jr.	13	294	22.6	-
1968	Bill Burnett, So.	12	206	17.2	-
1969	Bill Burnett, Jr.	6	134	22.3	0
1970	Jon Richardson, So.	11	151	22.1	0
1971	Dickey Morton, So.	9	269	29.9	1
1972	Jon Richardson, Sr.	22	501	22.8	0
1973	Dickey Morton, Sr.	12	278	23.2	0
1974	Barnabus White, So.	7	119	17.0	-
1975	Teddy Barnes, Sr.	10	218	21.8	-
1976	Barnabus White, Jr.	13	256	19.7	0
1977	Gary Stiggers, Fr.	7	109	15.6	0
1978	Thomas Brown, Fr.	15	354	23.6	1
1979	Gary Anderson, Fr.	16	343	21.4	0
1980	Derek Holloway, So.	17	407	23.9	1
1981	Derek Holloway, Jr.	20	419	21.0	0
1982	Derek Holloway, Sr.	12	262	21.8	0
1983	Carl Miller, So.	11	300	27.3	1
1984	Carl Miller, Jr.	18	390	21.7	0
1985	Carl Miller, Sr.	14	326	23.3	0
1986	Marshall Foreman, Sr.	11	270	24.5	0
	Donnie Centers, Jr.	11	279	25.4	0
1987	James Rouse, Jr.	12	244	20.3	0
1988	Barry Foster, So.	23	445	19.3	0
1989	Barry Foster, Jr.	20	445	22.3	0
1990	Tracy Caldwell, Fr.	17	317	18.6	0
1991	Freddie Bradley, Jr.	16	388	24.3	0
1992	Ron Dickerson, Sr.	20	497	24.9	0
1993	Orlando Watters, Sr.	18	392	21.8	0
1994	Madre Hill, Fr.	7	223	31.9	1
1995	Cory Nichols, Fr.	19	399	21.0	0
1996	Ontraia Moss, Fr.	14	296	21.1	0
1997	Mark Henderson, Fr.	15	284	18.9	0
1998	Hubert Loudermilk, Jr.	8	155	19.4	0
	Rod Stinson, So.	7	156	22.3	0
1999	Cedric Cobbs, Fr.	12	328	27.3	1
2000	Steven Harris, Fr.	20	420	21.0	0
2001	Lawrence Richardson, Fr.	18	416	23.1	1
2002	DeCori Birmingham, So.	28	638	22.8	0
2003	Cedric Washington, Fr.	25	497	19.9	0
2004	Cedric Washington, So.	11	204	18.5	0
	DeCori Birmingham, Sr.	10	217	21.7	0
2005	Felix Jones, Fr.	17	543	31.9	0

YEARLY LEADERS

2006	Felix Jones, So.	23	554	24.1	1
2007	Felix Jones, Jr.	22	652	29.6	2
2008	Dennis Johnson, Fr.	41	905	22.1	1
2009	Dennis Johnson, So.	40	1031	25.8	1
2010	Lance Ray, Fr.	23	518	22.5	0
2011	Dennis Johnson, Jr.	18	461	25.6	1
2012	Dennis Johnson, Sr.	17	309	18.2	0
2013	Korliss Marshall, Fr.	19	422	22.2	0

*Leader in kickoff return yards if different from return leader

PUNTING

	PLAYER	PUNTS	YARDS	AVG.
1937	Kay Eakin	28	1121	40.0
1938	Kay Eakin	41	1688	41.4
1943	Harold Cox	42	1745	41.7
1945	Alton Baldwin	32	1077	33.6
1946	Aubrey Fowler	64	2218	34.6
1947	Aubrey Fowler	47	1693	36.0
1948	Harold Cox	39	1431	36.7
	Gordon Long	22	881	40.0
1949	Louis Schaufele, Jr.	59	2273	38.4
1950	Louis Schaufele, Sr.	60	2316	38.4
1951	Lamar McHan, So.	64	2377	37.1
1952	Bob St. Pierre	22	844	38.4
	Lamar McHan, Jr.	35	1276	36.5
1953	Lamar McHan, Sr.	46	1851	40.2
1954	George Walker, So.	49	1953	39.9
1955	Gerald Nesbitt, So.	13	609	46.8
	George Walker, Jr.	47	1779	37.9
1956	Gerald Nesbitt, Jr.	12	484	40.3
	Don Christian, Jr.	25	975	39.0
1957	Gerald Nesbitt, Sr.	32	1343	41.9
1958	Mike Cooney, Sr.	39	1515	38.8
1959	Lance Alworth, So.	37	1313	35.5
1960	Lance Alworth, Jr.	48	1602	33.4
1961	Tommy Moore, So.	17	634	37.3
	Lance Alworth, Sr.	32	1132	35.3
1962	Tommy Moore, Jr.	38	1467	38.6
1963	Tommy Moore, Sr.	51	1810	35.5
1964	Bobby Nix, Jr.	50	1823	36.5
1965	Bobby Nix, Sr.	53	2158	40.7
1966	Paul Conner, Jr.	52	2076	40.0
1967	Paul Conner, Sr.	63	2249	35.7
1968	Cary Stockdell, Jr.	55	2195	39.9
1969	Cary Stockdell, Sr.	52	1949	37.5
1970	Ken Curry, Sr.	34	1255	36.9
1971	Drew Toole, So.	45	1573	34.9
1972	Drew Toole, Jr.	49	1838	37.5
1973	Tommy Cheyne, So.	63	2312	36.7
1974	Mike Kirkland, Jr.	45	1812	40.3
1975	Tommy Cheyne, Sr.	37	1590	43.0
1976	Steve Little, Jr.	63	2797	44.4
1977	Steve Little, Sr.	48	2127	44.3
1978	Bruce Lahay, So.	54	2185	40.5
1979	Steve Cox, Jr.	42	1840	43.8
1980	Steve Cox, Sr.	47	2186	46.5
1981	Bruce Lahay, Sr.	63	2436	38.7
1982	Brad Taylor, So.	60	2451	40.9
1983	Brad Taylor, Jr.	38	1639	43.1
	Greg Horne, Fr.	26	1152	44.3
1984	Greg Horne, So.	51	2234	43.8
1985	Greg Horne, Jr.	54	2301	42.6
1986	Greg Horne, Sr.	49	2313	47.2
1987	Kendall Trainor, Jr.	58	2285	39.4
1988	Allen Meacham, Jr.	53	2203	41.6
1989	Allen Meacham, Sr.	37	1398	37.8
1990	Pete Raether, Fr.	24	969	40.4
1991	Pete Raether, So.	65	2836	43.6
1992	Pete Raether, Jr.	68	2938	43.2
1993	Doyle Preston, So.	56	2109	37.7
1994	Matt Wait, Fr.	54	2190	40.6
1995	Matt Wait, So.	59	2275	38.6
1996	Matt Wait, Jr.	69	2777	40.3
1997	Matt Wait, Sr.	70	2935	41.9
1998	Chris Akin, Jr.	48	1883	39.2
1999	Richie Butler, Fr.	30	1199	40.0
2000	Richie Butler, So.	65	2784	42.8
2001	Richie Butler, Jr.	67	2848	42.5
2002	Richie Butler, Sr.	69	2715	39.3
2003	Jacob Skinner, Fr.	52	2074	39.9
2004	Jacob Skinner, So.	29	1062	36.6
	Jeremy Davis, Fr.	25	979	39.2

2005	Jacob Skinner, Jr.	50	2091	41.8
2006	Jacob Skinner, Sr.	61	2327	38.1
2007	Jeremy Davis, Jr.	60	2403	40.0
2008	Jeremy Davis, Sr.	57	2460	43.2
2009	Dylan Breeding, Fr.	61	2359	38.7
2010	Dylan Breeding, So.	52	2212	42.5
2011	Dylan Breeding, Jr.	53	2400	45.3
2012	Dylan Breeding, Sr.	53	2416	45.6
2013	Sam Irwin-Hill, Jr.	46	2038	44.3

FIELD GOALS

	PLAYER	FGM	FGA	PCT
1950	Pat Summerall, Jr.	1	NA	NA
1951	Pat Summerall, Sr.	4	NA	NA
1952	Carl Mazza	2	NA	NA
1953	None			
1954	Preston Carpenter, Jr.	1	NA	NA
1955	George Walker, Jr.	1	NA	NA
1956	None			
1957	None			
1958	None			
1959	Freddy Akers, Sr.	2	NA	NA
1960	Mickey Cissel, So.	2	NA	NA
1961	Mickey Cissel, Jr.	2	NA	NA
1962	Tom McNelly, So.	3	NA	NA
1963	Tom McNelly, Jr.	1	4	.250
1964	Tom McNelly, Sr.	6	NA	NA
1965	Ronnie South, Jr.	5	NA	NA
1966	Bob White, So.	5	7	.714
1967	Bob White, Jr.	3	6	.500
1968	Bob White, Sr.	4	7	.571
1969	Bill McClard, So.	7	9	.778
1970	Bill McClard, Jr.	10	15	.667
1971	Bill McClard, Sr.	12	22	.545
1972	Mike Kirkland, Fr.	8	16	.500
1973	Mike Kirkland, So.	3	12	.250
1974	Steve Little, Fr.	12	16	.750
1975	Steve Little, So.	11	20	.550
1976	Steve Little, Jr.	11	23	.478
1977	Steve Little, Sr.	19	30	.633
1978	Ish Ordenez, So.	13	19	.684
1979	Ish Ordenez, Jr.	18	22	.818
1980	Ish Ordenez, Sr.	13	21	.619
1981	Bruce Lahay, Sr.	19	24	.792
1982	Ernie Villarreal, Fr.	4	10	.400
1983	Greg Horne, So.	14	22	.636
1984	Greg Horne, Jr.	10	18	.556
1985	Greg Horne, Sr.	5	13	.385
1986	Kendall Trainor, So.	10	13	.769
1987	Kendall Trainor, Jr.	13	20	.650
1988	Kendall Trainor, Sr.	24	27	.889
1989	Todd Wright, Fr.	20	23	.870
1990	Todd Wright, So.	11	14	.786
1991	Todd Wright, Jr.	12	17	.706
1992	Todd Wright, Sr.	17	25	.680
1993	Lance Ellison, Jr.	4	10	.400
1994	Lance Ellison, Sr.	6	15	.400
1995	Todd Latourette, Fr.	14	21	.667
1996	Todd Latourette, So.	9	14	.643
1997	Todd Latourette, Jr.	7	12	.583
1998	Todd Latourette, Sr.	17	24	.708
1999	Tony Dodson, Sr.	12	18	.667
2000	Brennan O'Donohoe, Fr.	4	6	.667
2001	Brennan O'Donohoe, So.	12	17	.706
2002	David Carlton, So.	12	16	.750
2003	Chris Balseiro, So.	11	15	.733
2004	Chris Balseiro, Jr.	4	7	.571
2005	Chris Balseiro, Sr.	13	18	.708
2006	Jeremy Davis, So.	6	13	.462
2007	Alex Tejada, Fr.	17	23	.739
2008	Shay Haddock, So.	5	7	.714
2009	Alex Tejada, Jr.	16	22	.727
2010	Zach Hocker, Fr.	16	19	.842
2011	Zach Hocker, So.	21	27	.778
2012	Zach Hocker, Jr.	11	18	.611
2013	Zach Hocker, Sr.	13	15	.867

TACKLES

	POS.	PLAYER	UA	AT	TOTAL
1960	LB	Wayne Harris,	62	112	174
1961	LB	Danny Brabham, Jr.	25	45	80
1962	E	Jim Grizzle, Jr.	19	65	84
1963	LB	Ronnie Caveness, Jr.	34	120	154
1964	LB	Ronnie Caveness, Sr.	87	68	155
1965	T	Lloyd Phillips, Jr.	42	58	100
1966	T	Lloyd Phillips, Sr.	58	39	97
1967	LB	Lynn Garner, So.	27	83	110
1968	LB	Cliff Powell, So.	72	82	154
1969	LB	Cliff Powell, Jr.	70	64	134
1970		not available			
1971		not available			
1972		not available			
1973	T	Jon Rhiddlehoover, Jr.	81	48	129
1974	T	Jon Rhiddlehoover, Sr.	58	49	107
1975	T	Mike Campbell, Sr.	85	35	120
1976	LB	Curtis Townsend, Sr.	67	52	110
1977	LB	Larry Jackson, Jr.	86	37	123
1978	LB	Larry Jackson, Sr.	64	38	102
1979	LB	Mike Massey, Sr.	46	38	84
	LB	Teddy Morris, So.	59	25	84
1980	T	Richard Richardson, So.	40	48	88
1981	E	Teddy Morris, Sr.	46	26	72
	E	Billy Ray Smith, Jr.	50	22	72
1982	LB	Bert Zinamon, Jr.	47	63	110
1983	LB	Milton Fields, Sr.	57	56	113
1984	LB	David Bazzel, Jr.	62	51	113
	LB	Nick Miller, Jr.	55	58	113
1985	LB	Nick Miller, Sr.	59	53	112
1986	LB	Rickey Williams, Jr.	67	43	110
1987	LB	Rickey Williams, Sr.	87	53	140
1988	LB	LaSalle Harper, Sr.	61	58	119
1989	LB	Mark Thomas, So.	57	40	97
1990	LB	Mick Thomas, Jr.	74	62	136
1991	LB	Mick Thomas, Sr.	55	42	97
1992	LB	Kevin Kempf, Jr.	51	51	102
1993	LB	Darwin Ireland, Sr.	37	56	93
1994	LB	Mark Smith, So.	35	44	79
1995	LB	Mark Smith, Jr.	60	55	115
1996	NG	Melvin Bradley, So.	51	38	89
1997	NG	Melvin Bradley, Jr.	44	27	71
1998	FS	Kenoy Kennedy, Jr.	66	29	95
1999	FS	Kenoy Kennedy, Sr.	58	40	98
2000	FS	Ken Hamlin, Fr.	57	47	104
2001	LB	Jermaine Petty, Sr.	80	60	140
2002	FS	Ken Hamlin, Jr.	97	62	159
2003	LB	Caleb Miller, Sr.	84	49	133
2004	FS	Vickiel Vaughn, Jr.	47	19	66
2005	LB	Sam Olajubutu, Jr.	69	49	118
2006	LB	Sam Olajubutu, Sr.	70	45	115
2007	SS	Matt Hewitt, Sr.	63	55	118
2008	LB	Jerry Franklin, Fr.	54	33	87
2009	LB	Jerry Franklin, So.	51	43	94
2010	LB	Jerry Franklin, Jr.	48	52	100
2011	LB	Jerry Franklin, Sr.	46	55	101
2012	S	Ross Rasner, Sr.	49	43	92
2013	S	Alan Turner, Jr.	37	60	97



Jerry Franklin became the first Razorback since 1960 to lead the team in tackles in four consecutive seasons from 2008–11.

YEARLY LEADERS

TACKLES FOR LOSS

POS.	PLAYER	TFL	YARDS
1974	E Johnnie Meadors, So.	14	59
1975	E Johnnie Meadors, Jr.	10	54
1976	E Dennis Winston, Sr.	13	50
1977	T Jimmy Walker, Jr.	15	87
1978	T Jimmy Walker, Sr.	19	125
1979	T Jim Elliott, Jr.	13	88
1980	E Billy Ray Smith, So.	17	86
1981	E Billy Ray Smith, Jr.	19	128
1982	E Billy Ray Smith, Sr.	15	85
1983	T Ron Fautrot, Sr.	10	52
1984	E Ravin Caldwell, Jr.	10	57
	NG Tony Cherico, Fr.	10	40
1985	LB Rickey Williams, So.	7	40
	LB David Dudley, Jr.	7	36
	LB Nick Miller, Sr.	7	15
1986	T Wayne Martin, So.	10	47
1987	T Wayne Martin, Jr.	9	32
1988	T Wayne Martin, Sr.	18	110
1989	NG Chad Rolen, Jr.	10	63
1990	LB Ray Lee Johnson, So.	6	20
	NG Owen Kelly, So.	6	28
1991	T Henry Ford, So.	14	62
1992	LB Ray Lee Johnson, Sr.	17	89
1993	E Henry Ford, Sr.	23	116
1994	E Marcus Adair, Jr.	12	77
	E Steven Conley, Jr.	12	76
1995	E Steven Conley, Sr.	23	175
1996	NG Melvin Bradley, So.	14	60
1997	E Geno Bell, Sr.	10	28
	E Ryan Hale, Jr.	10	42
1998	DE Carlos Hall, Fr.	11	61
	LB C.J. McLain, Sr.	11	55
1999	DE Randy Garner, Jr.	13	50
2000	LB Quinton Caver, Sr.	10	36
2001	LB Jermaine Pettty, Sr.	13	30
2002	DE Gavin Walls, Sr.	11	50
2003	LB Caleb Miller, Sr.	15	38
2004	DE Jeb Huckleba, Jr.	13	51
2005	LB Sam Olajubutu, Sr.	14.5	40
2006	DE Jamaal Anderson, Jr.	20.5	113
2007	DT Ernest Mitchell, Jr.	10.5	46
	DE Malcolm Sheppard, So.	10.5	32
2008	DE Malcolm Sheppard, Jr.	14.5	56
2009	DE Malcolm Sheppard, Sr.	11.0	39
2010	LB Jerry Franklin, Jr.	13.0	60
2011	LB Alonzo Highsmith, Jr.	12.5	51
2012	DE Chris Smith, Jr.	13.0	70
	DE Trey Flowers, So.	13.0	76
2013	DE Trey flowers, Jr.	13.5	58

SACKS

POS.	PLAYER	SACKS	YARDS
1983	T Ron Fautrot, Sr.	7	-
1984	E Ravin Caldwell, Jr.	5.5	-
1985	LB Rickey Williams, So.	5	-
1986	T Wayne Martin, So.	6	-
1987	T Wayne Martin, Jr.	6.5	-
1988	T Wayne Martin, Sr.	13	-
1989	T Scott Long, Fr.	7	41
1990	T Scott Long, So.	4	16
1991	E Henry Ford, So.	8	50
1992	DE Ray Lee Johnson, Sr.	11	73
1993	E Henry Ford, Sr.	14	85
1994	E Steven Conley, Jr.	7	63
	E Marcus Adair, Jr.	7	51
1995	E Steven Conley, Sr.	14	122
1996	NG Melvin Bradley, So.	7	47
1997	E Ryan Hale, Jr.	5	26
1998	LB C.J. McLain, Sr.	7	48
1999	E Randy Garner, Jr.	5.5	28
2000	Six with two		
2001	DT Jermaine Brooks, Jr.	3.5	19
2002	DE Gavin Walls, Sr.	6	34
2003	DE Justin Scott, Sr.	3	14
2004	DE Jeb Huckleba, Sr.	6.5	41
2005	DE Desmond Sims, Jr.	5.5	33
2006	DE Jamaal Anderson, Jr.	14.0	100
2007	LB Freddie Fairchild, So.	4.5	31
2008	DE Malcolm Sheppard, Jr.	6.5	30
2009	DE Jake Bequette, So.	5.5	37

2010	DE	Jake Bequette, Jr.	7.0	36
2011	DE	Jake Bequette, Sr.	10.0	88
2012	DE	Chris Smith, Jr.	9.5	65
2013	DE	Chris Smith, Sr.	8.5	71

INTERCEPTIONS

POS.	PLAYER	INT.	YARDS	TD
1948	Gordon Long	4	60	0
1949	Jim Rinehart, So.	10	106	0
1950	not available			
1951	not available			
1952	Johnny Cole, Sr.	3	33	0
	Edsel Nix, Jr.	3	13	0
1953	Floyd Sagely, Sr.	3	51	0
1954	George Walker, So.	6	90	0
1955	Don Christian, Jr.	4	83	0
1956	Gerald Nesbitt, Jr.	4	95	0
1957	George Walker, Sr.	2	18	0
1958	HB Don Horton, Sr.	2	24	0
	Jim Mooty, Jr.	2	8	0
1959	not available			
1960	George McKinney, Jr.	2	23	0
1961	HB Billy Moore, Jr.	3	-	-
1962	HB Ken Hatfield, So.	3	-	-
1963	HB Ken Hatfield, Jr.	3	45	0
1964	HB Bill Gray, Sr.	3	22	0
1965	LB Joe Black, Jr.	4	-	-
	HB Tommy Trantham, So.	4	-	-
1966	HB Gary Adams, So.	7	93	0
1967	HB Tommy Trantham, Sr.	6	104	0
1968	HB Jerry Moore, So.	5	104	1
	HB Gary Adams, Sr.	5	6	0
1969	MM Bobby Field, Jr.	4	70	0
1970	HB David Hogue, Jr.	6	45	1
1971	CB Louis Campbell, Jr.	7	86	1
1972	SS Mark Hollingsworth, Sr.	4	39	0
1973	CB Rollen Smith, Jr.	4	27	0
1974	FS Floyd Hogan, Sr.	2	92	0
1975	CB Tommy Harris, Sr.	3	28	0
1976	Six with two (no TDs)			
1977	LB Mike Massey, So.	3	31	0
	FB Vaughn Lusby, Jr.	3	0	0
1978	E William Hampton, Sr.	3	30	0
1979	FS Kevin Evans, Jr.	4	54	0
1980	FS Kevin Evans, Sr.	2	21	0
1981	DB Danny Walters, Jr.	4	98	1
1982	DB Keith Burns, Sr.	4	10	0
1983	S Greg Lasker, So.	3	72	0
	DB Greg Gaston, So.	3	7	0
	DB Charles Washington, Fr.	3	0	0
1984	CB Kevin Wyatt, Jr.	5	22	0
1985	LB David Dudley, Jr.	3	79	1
	CB Kevin Wyatt, Sr.	3	59	1
1986	CB Charles Washington, Sr.	5	32	0
1987	S Steve Atwater, Jr.	4	53	1
1988	R Patrick Williams, Jr.	6	57	1
1989	CB Anthony Cooney, Sr.	3	14	0
1990	CB Michael James, Jr.	2	21	0
1991	CB Michael James, Sr.	5	75	1



Johnny Cole led the Razorbacks with three interceptions in 1952.

1992	CB	Dean Peevy, So.	5	37	0
1993	CB	Orlando Watters, Sr.	6	185	2
1994	LB	Mark Smith, So.	2	16	0
1995	CB	Spencer Brown, Sr.	5	43	0
1996	CB	Marcus Campbell, Jr.	5	52	0
1997	B	Jeromy Flowers, So.	2	36	0
	CB	Ontraia Moss, So.	2	19	0
	CB	Marcus Campbell, Sr.	2	(-)-2	0
1998	R	Zac Painter, Sr.	5	36	0
1999	FS	Kenoy Kennedy, Sr.	3	97	0
	CB	David Barrett, Sr.	3	45	1
2000		Four with two (one TD, Eddie Jackson)			
2001	FS	Ken Hamlin, So.	3	33	0
	CB	Lawrence Richardson, Fr.	3	45	1
2002	FS	Ken Hamlin, Jr.	4	33	0
	CB	Lawrence Richardson, So.	4	25	0
2003	CB	Ahmad Carroll, Jr.	3	0	0
2004	FS	Vickiel Vaughn, Jr.	2	92	0
	SS	Lerinezo Robinson, Jr.	2	29	0
	CB	Michael Coe, So.	2	7	0
2005	CB	Vickiel Vaughn, Sr.	4	13	0
2006	CB	Chris Houston, Jr.	3	129	1
	FS	Michael Grant, Jr.	3	0	0
2007	CB	Jerrell Norton, So.	5	174	1
2008	CB	Ramon Broadway, So.	2	26	0
	LB	Jerry Franklin, Fr.	2	11	0
2009	LB	Jerry Franklin, Jr.	3	61	0
	S	Tramain Thomas, So.	3	37	1
2010	S	Tramain Thomas, Jr.	4	24	0
2011	S	Tramain Thomas, Sr.	5	70	0
2012	S	Ross Rasner, Sr.	3	34	0
2013	S	Alan Turner, Jr.	2	24	0

PASSES BROKEN UP

POS.	PLAYER	PBU
1961	C Tommy Brasher, So.	5
1962	HB Ken Hatfield, Jr.	5
	Mike Parker, Jr.	5
1963	MM Charles Daniel, Jr.	4
	Tommy Moore, Sr.	4
	Mike Parker, Sr.	4
1964	HB Bill Gray, Sr.	9
1965	MM Mike Jordan, Jr.	9
1966	HB Gary Adams, So.	8
1967	HB Tommy Trantham, Sr.	12
1968	HB Jerry Moore, So.	8
1969	not available	
1970	not available	
1971	not available	
1972	not available	
1973	not available	
1974	Brad Thomas, Jr.	8
1975	Howard Sampson, Jr.	8
1976	Bo Busby, Sr.	6
	Patrick Martin, Jr.	6
1977	SS Howard Sampson, Sr.	7
1978	CB Brad Shoup, Sr.	6
1979	S Kevin Evans, Jr.	8
1980	CB Trent Bryant, Sr.	6
1981	SS Keith Burns, Jr.	8
1982	CB Danny Walters, Sr.	7
1983	CB Greg Gaston, So.	6
	CB Kevin Wyatt, So.	6
1984	S Greg Lasker, Jr.	11
1985	S Greg Lasker, Sr.	10
1986	S Steve Atwater, So.	12
1987	R Odis Lloyd, Jr.	9
1988	S Steve Atwater, Sr.	9
1989	S Aaron Jackson, Jr.	10
1990	CB Curtis Banks, Jr.	3
	CB Pat Burris, Sr.	3
1991	CB Orlando Watters, So.	6
1992	CB Dean Peevy, So.	4
1993	CB Orlando Watters, Sr.	8
1994	CB Tracy Cantlope, Jr.	4
1995	CB Spencer Brown, Sr.	7
1996	CB Marcus Campbell, Jr.	11
1997	CB Marcus Campbell, Sr.	9
1998	CB David Barrett, Jr.	8
1999	FS Kenoy Kennedy, Sr.	10
2000	SS D'Andre Berry, Jr.	12
2001	CB Lawrence Richardson, Fr.	20

YEARLY LEADERS



Ramon Broadway led Arkansas with six pass breakups in 2010, becoming the first player in school history to lead the team in PBUs in three straight seasons.



Ross Rasner led the Razorbacks in tackles, interceptions, pass breakups and forced fumbles in 2012.

2002	CB	Lawrence Richardson, So.	13
2003	CB	Eddie Jackson, Sr.	10
2004	LB	Sam Olajubutu, Jr.	4
2005	CB	Michael Coe, Jr.	8
	CB	Chris Houston, So.	8
2006	CB	Chris Houston, Jr.	13
2007	FS	Michael Grant, Sr.	20
2008	CB	Ramon Broadway, So.	10
2009	CB	Ramond Broadway, Jr.	4
	CB	Rudell Crim, Jr.	4
2010	CB	Ramon Broadway, Sr.	6
2011	S	Tramain Thomas, Sr.	6
2012	S	Ross Rasner, Sr.	6
	CB	Kaelon Kelleybrew, Sr.	6
2013	S	Alan Turner, Jr.	5
	CB	Tevin Mitchell, Jr.	5

FORCED FUMBLES

POS.	PLAYER	FF
1984	R Nathan Jones, Sr.	4
	LB Nick Miller, Sr.	4
1985	T Rodney Beachum, Sr.	4
1986	T Wayne Martin, So.	2
	T David Schell, Jr.	2
	LB Rickey Williams, Jr.	2
1987	T Wayne Martin, Jr.	2
1988	T Wayne Martin, Sr.	7
1989	Seven players	1
1990	E Ken Benson, Sr.	2
	FS Ben Floor, Sr.	2
1991	Six players	1
1992	LB Tyrone Chatman, Jr.	4
1993	E Henry Ford, Sr.	3
1994	Four with two	
1995	E Geno Bell, Jr.	2
	LB Mark Smith, Jr.	2
1996	LB C.J. McLain, So.	2
1997	LB C.J. McLain, Jr.	3
1998	R Zac Painter, Sr.	3
1999	B Jeromy Flowers, Sr.	3
	FS Kenoy Kennedy, Sr.	3
2000	Five with one	
2001	FS Ken Hamlin, So.	4
2002	FS Ken Hamlin, Jr.	4
2003	LB Caleb Miller, Sr.	3
2004	Seven with one	
2005	DE Desmond Sims, Jr.	2
2006	Three with two	
2007	SS Matt Hewitt, Sr.	4

2008	DE	Malcolm Sheppard, Jr.	2
2009	DE	Tenarius Wright, Fr.	3
2010	S	Tramain Thomas, Jr.	4
2011	DE	Jake Bequette, Sr.	5
2012	S	Ross Rasner, Sr.	2
	CB	Tevin Mitchell, So.	2
2013	DE	Trey Flowers, Jr.	3

FUMBLE RECOVERIES

POS	PLAYER	FR
1961	G Ray Trail, Jr.	4
1962	Billy Moore, Sr.	4
1963	T Jim Williams, So.	4
1964	MG Jimmy Johnson, Sr.	3
1965	LB Joe Black, Jr.	4
1966	T Loyd Phillips, Sr.	3
1967	HB Gary Adams, Jr.	3
	MG David Cooper, Sr.	3
	LB Lynn Garner, So.	3
1968	T Gordon McNulty, Jr.	4
1969	not available	
1970	not available	
1971	not available	
1972	not available	
1973	not available	
1974	E Ivan Jordan, Jr.	5
1975	E Johnnie Meadors, Jr.	6
1976	T Dale White, So.	4
	E Dennis Winston, Sr.	4
1977	T Jimmy Walker, Jr.	3
1978	T Dan Hampton, Sr.	3
	LB Mike Massey, Jr.	3
	T Dale White, Sr.	3
1979	DB Trent Bryant, Jr.	3
	E Jeff Goff, So.	3
1980	LB Jeff Goff, Jr.	3
	LB Ed Jackson, So.	3
	E Billy Ray Smith, So.	3
1981	LB Steve Douglas, Jr.	3
1982	T Earl Buckingham, Sr.	3
1983	T Ron Faurot, Sr.	3
1984	DE Ravin Caldwell, Jr.	4
1985	T Rodney Beachum, Sr.	2
1986	NG Tony Cherico, Jr.	2
	LB Kerry Owens, So.	2
1987	Seven players	1
1988	T Wayne Martin, Sr.	3
1989	R Kirk Collins, So.	2
1990	LB Darwin Ireland, Fr.	5

1991	CB	Michael James, Sr.	3
1992	LB	Darwin Ireland, Jr.	2
	NG	Owen Kelly, Sr.	2
	SS	Mike Nunnerley, Fr.	2
1993	T	Henry Ford, Sr.	2
1994	LB	Don Bray, Jr.	2
	E	Steven Conley, Jr.	2
	FS	Del Delco, Jr.	2
1995	E	Marcus Adair, Sr.	2
1996	E	D.J. Cooper, Fr.	2
	LB	C.J. McLain, So.	2
1997	NG	Melvin Bradley, Jr.	4
1998	E	D.J. Cooper, Jr.	2
	CB	Rossi Morreale, Sr.	2
	LB	Harry Wilson, Sr.	2
1999	CB	Orlando Green, So.	2
	FS	Kenoy Kennedy, Sr.	2
	T	Sacha Lancaster, So.	2
2000	DE	Carlos Hall, Jr.	2
2001	FS	Ken Hamlin, So.	3
2002	Four players		2
2003	Seven players		2
2004	LB	Pierre Brown, Jr.	2
	CB	Dallas Washington, Fr.	2
2005	DT	Keith Jackson, Jr.	3
2006	CB	Jerrell Norton, Fr.	2
2007	SS	Matt Hewitt, Sr.	3
2008	LB	Jerry Franklin, Fr.	2
2009	CB	Ramon Broadway, Jr.	3
2010	S	Tramain Thomas, Jr.	2
	CB	Darius Winston, So.	2
	LB	Freddy Burton, Sr.	2
2011	LB	Jerry Franklin, Sr.	2
2012	LB	Alonzo Highsmith, Sr.	1
	DT	Byran Jones, Jr.	1
	DT	Jared Green, Sr.	1
	CB	Will Hines, Fr.	1
	DE	Colton Miles-Nash, Sr.	1
2013	LB	Jarrett Lake, Sr.	1
	DE	Chris Smith, Sr.	1
	S	Rohan Gaines, So.	1
	LB	Austin Jones, Sr.	1
	DE	Deatrich Wise Jr., Fr.	1
	DE	Brandon Lewis, Fr.	1



YEARLY LEADERS TOTAL OFFENSE

	PLAYER	RA	YDS	TD	PA	PC	PCT	YDS	TD	INT	PLAYS	YDS	TD
1935	Jack Robbins	61	345	4	152	95	.625	1219	7	7	213	1564	11
1936	Jack Robbins	73	315	2	104	54	.519	554	4	7	177	869	6
1937	Jack Robbins	57	195	4	130	49	.377	780	8	18	187	910	12
1938	Kay Eakin	119	482	4	193	78	.404	962	5	18	312	1344	9
1946	Ken Holland	112	397	2	44			242	2	—	156	639	4
1947	Clyde Scott	152	659	6	41	14	.341	258	2	1	193	917	8
1948	Clyde Scott	95	670	6	20	9	.450	198	2	2	115	868	8
1949	Geno Mazzanti, Sr.	123	757	3	0	0	.000	0	0	0	123	757	3
1950	Jim Rinehart, Jr.	72	142	2	139	59	.424	756	3	15	211	898	5
1951	Lamar McHan, So.	127	433	4	135	53	.393	724	6	14	262	1157	10
1952	Lamar McHan, Jr.	62	162	4	136	55	.404	743	5	17	198	905	9
1953	Lamar McHan, Sr.	143	409	4	150	78	.520	1107	8	11	293	1516	12
1954	George Walker, So	79	301	7	85	45	.529	603	4	9	164	904	11
1955	Henry Moore, Sr.	134	701	3	0	0	.000	0	0	0	134	701	3
1956	Don Christian, Jr.	96	412	5	53	18	.340	260	2	0	149	672	7
1957	George Walker, Sr.	34	84	3	63	35	.556	587	4	4	97	671	7
1958	James Monroe, Jr.	67	174	3	96	41	.427	512	3	8	163	686	6
1959	Jim Mooty, Sr.	93	519	5	0	0	.000	0	0	0	93	519	5
1960	George McKinney, Jr.	84	193	1	90	39	.433	728	9	6	174	921	10
1961	George McKinney, Sr.	68	244	4	68	32	.471	426	6	5	136	670	10
1962	Billy Moore, Sr.	131	585	14	91	51	.560	673	5	2	222	1258	19
1963	Bill Gray, Jr.	51	36	5	79	34	.430	483	4	5	130	519	9
1964	Fred Marshall, Sr.	104	438	3	94	50	.532	656	4	8	198	1094	7
1965	Jon Brittenum, Jr.	81	224	6	149	75	.503	1103	8	7	230	1327	14
1966	Jon Brittenum, Sr.	81	168	1	143	76	.531	1103	7	7	224	1271	8
1967	Ronnie South, Sr.	55	-38	0	142	84	.592	1159	11	8	197	1121	11
1968	Bill Montgomery, So.	116	239	4	234	134	.572	1595	10	8	350	1834	14
1969	Bill Montgomery, Jr.	92	66	3	173	93	.538	1333	9	7	265	1399	12
1970	Bill Montgomery, Sr.	86	157	6	195	110	.570	1662	10	9	281	1819	16
1971	Joe Ferguson, Jr.	63	39	6	271	160	.590	2203	11	12	334	2242	17
1972	Joe Ferguson, Sr.	73	68	2	254	119	.469	1484	9	15	327	1552	11
1973	Dickey Morton, Sr.	226	1298	5	0	0	.000	0	0	0	226	1298	5
1974	Ike Forte, Jr.	187	974	9	0	0	.000	0	0	0	187	974	9
1975	Ike Forte, Sr.	174	983	10	0	0	.000	0	0	0	174	983	10
1976	Ben Cowins, So.	183	1162	7	0	0	.000	0	0	0	183	1162	7
1977	Ron Calcagni, Jr.	125	546	4	137	73	.533	1147	10	7	262	1693	14
1978	Ron Calcagni, Sr.	153	448	11	103	62	.602	807	4	5	256	1255	15
1979	Kevin Scanlon, Sr.	120	248	7	139	92	.662	1212	9	6	259	1460	16
1980	Tom Jones, So.	95	178	3	166	93	.560	1161	6	8	261	1339	9
1981	Tom Jones, Jr.	68	219	3	109	60	.551	684	7	7	177	903	10
1982	Brad Taylor, So.	74	108	3	141	59	.418	1073	6	9	215	1181	9
1983	Brad Taylor, Jr.	91	-31	3	257	139	.541	1837	9	8	348	1806	12
1984	Brad Taylor, Sr.	109	135	5	147	82	.558	1166	7	11	256	1301	12
1985	Greg Thomas, So.	118	365	1	72	33	.458	554	4	2	190	919	5
1986	Greg Thomas, Jr.	141	461	8	109	67	.615	1032	6	1	250	1493	14
1987	James Rouse, Jr.	182	1004	17	0	0	.000	0	0	0	182	1004	17
1988	Quinn Grove, So.	110	515	7	98	62	.633	966	4	3	208	1481	11
1989	Quinn Grove, Jr.	120	565	8	131	72	.550	1149	5	9	251	1714	13
1990	Quinn Grove, Sr.	104	326	5	235	120	.511	1886	18	10	339	2212	23
1991	Jason Allen, Fr.	47	98	0	102	48	.471	603	6	6	149	701	6
1992	Barry Lunney Jr., Fr.	40	-140	0	189	91	.481	1015	4	5	229	875	4
1993	Barry Lunney Jr., So.	74	140	2	202	104	.515	1241	6	7	276	1381	8
1994	Barry Lunney Jr., Jr.	91	40	2	183	101	.552	1345	11	6	274	1385	13
1995	Barry Lunney Jr., Sr.	112	65	3	292	180	.616	2206	12	10	404	2246	15
1996	Pete Burks, So.	92	74	2	224	115	.513	1464	6	9	316	1464	8
1997	Clint Stoerner, So.	81	-267	2	357	173	.485	2347	12	13	438	2080	14
1998	Clint Stoerner, Jr.	51	-57	1	312	167	.535	2629	26	8	363	2572	27
1999	Clint Stoerner, Sr.	27	-60	2	317	177	.558	2293	19	10	344	2233	21
2000	Robby Hampton, So.	29	-19	1	261	145	.556	1548	13	8	290	1529	14
2001	Zak Clark, So.	22	-42	0	179	88	.492	1000	6	4	201	958	6
2002	Matt Jones, So.	129	614	5	234	122	.521	1592	16	8	363	2206	21
2003	Matt Jones, Jr.	96	707	8	230	132	.574	1917	18	7	326	2624	26
2004	Matt Jones, Sr.	83	622	6	264	151	.572	2073	15	12	347	2695	21
2005	Darren McFadden, Fr.	176	1113	11	0	0	.000	0	0	0	176	1113	11
2006	Darren McFadden, So.	284	1647	14	9	7	.778	69	3	1	293	1716	17
2007	Darren McFadden, Jr.	325	1830	16	11	6	.545	123	4	0	336	1953	20
2008	Casey Dick, Sr.	72	-51	3	357	205	.574	2586	13	14	429	2535	16
2009	Ryan Mallett, So.	58	-29	2	403	225	.558	3624	30	7	461	3595	32
2010	Ryan Mallett, Jr.	44	-74	4	411	266	.647	3869	32	12	455	3795	36
2011	Tyler Wilson, Jr.	60	-3	4	438	277	.632	3638	24	6	498	3635	28
2012	Tyler Wilson, Sr.	41	7	0	401	249	.621	3387	21	13	442	3394	21
2013	Brandon Allen, So.	29	29	1	258	128	.496	1552	13	10	287	1581	14

TEAM OFFENSE RECORDS

RUSHING
ATTEMPTS

GAME:		
85	TCU (475 yards).....	1980
81	at Rice (421 yards).....	1981
80	at Ole Miss (370 yards).....	2001
80	Utah State (385 yards).....	1975
78	Tulsa (344 yards).....	1987
77	Colorado State (410 yards).....	1974
77	Oklahoma State (349 yards).....	1969
75	at Houston (296 yards).....	1988
75	TCU (316 yards).....	1986
75	Texas A&M (266 yards).....	1984
75	Texas Tech (527 yards).....	1978
75	Tulsa (365 yards).....	1974
74	at SMU (422 yards).....	1986
73	SMU (512 yards).....	1977
73	Rice (410 yards).....	1974
72	at Tennessee (361 yards).....	1990*

*1990 Cotton Bowl

SEASON:		
753	3196 yards in 11 games.....	1987
685	2922 yards in 11 games.....	1985
680	3456 yards in 11 games.....	1989
677	3119 yards in 11 games.....	1978
674	2898 yards in 11 games.....	1974
668	2721 yards in 11 games.....	1986
659	3523 yards in 11 games.....	1975
644	2348 yards in 11 games.....	1982
643	3065 yards in 14 games.....	2002
640	2420 yards in 11 games.....	1984
631	2714 yards in 11 games.....	1988

YARDS

GAME:		
594	Pittsburg (Kan.) State (54 rushes).....	1936
541	Florida International (58 rushes).....	2007
527	TCU (75 rushes).....	1978
512	SMU (73 rushes).....	1977
503	Northwestern (La.) State (47 rushes).....	1947
502	New Mexico (71 rushes).....	1987
501	Air Force (62 rushes).....	1975
493	Missouri State (51 rushes).....	2005
475	TCU (85 rushes).....	1980
460	at Baylor (68 rushes).....	1975
446	North Texas (55 rushes).....	2007
444	at TCU (63 rushes).....	1989
426	at Auburn (45 rushes).....	2002
423	Navy (70 rushes).....	1981
423	Northwestern (70 rushes).....	1981

SEASON:		
3725	625 rushes in 13 games.....	2007
3523	659 rushes in 11 games.....	1975
3456	680 rushes in 11 games.....	1989
3199	539 rushes in 14 games.....	2006
3196	753 rushes in 12 games.....	1987
3145	626 rushes in 13 games.....	2003
3119	677 rushes in 11 games.....	1978
3065	643 rushes in 14 games.....	2002
3011	604 rushes in 11 games.....	1977
2922	685 rushes in 11 games.....	1985
2898	674 rushes in 11 games.....	1974
2721	668 rushes in 11 games.....	1986

YARDS PER GAME

SEASON:		
320.3	3523 yards in 11 games.....	1975
314.2	3456 yards in 11 games.....	1989
286.5	3725 yards in 13 games.....	2007
283.5	3119 yards in 11 games.....	1978
273.7	3011 yards in 11 games.....	1977
266.3	3196 yards in 12 games.....	1987
265.6	2922 yards in 11 games.....	1985
263.4	2898 yards in 11 games.....	1974
247.4	2721 yards in 11 games.....	1986
246.7	2714 yards in 11 games.....	1988
241.9	3145 yards in 13 games.....	2003

YARDS PER RUSH

GAME:		
11.00	Pittsburg (Kan.) State (54 for 594 yards).....	1936
10.70	Northwestern (La.) State (47 for 503 yards).....	1947
9.73	Eastern Michigan (30 for 292 yards).....	2009

9.50	Missouri State (51 for 483 yards).....	2005
9.47	at Auburn (45 for 426 yards).....	2002
9.33	South Carolina (58 for 541 yards).....	2007
9.29	Southeast Missouri (41 for 381 yards).....	2006
8.46	Tennessee (30 for 254).....	2011
8.28	Louisiana-Monroe (40 for 331 yards).....	2006
8.11	North Texas (55 for 446 yards).....	2007
8.08	Air Force (62 for 501 yards).....	1975
7.95	UTEP (41 for 326 yards).....	2010
7.95	Tulsa (37 for 294 yards).....	2003

SEASON:		
5.96	625 for 3725 yards.....	2007
5.94	539 for 3199 yards.....	2006
5.35	659 for 3523 yards.....	1975
5.28	474 for 2504.....	2013
5.08	680 for 3456 yards.....	1989
5.02	626 for 3145 yards.....	2003
5.00	481 for 2386 yards.....	2005
4.99	604 for 3011 yards.....	1977
4.77	643 for 3065 yards.....	2002
4.70	498 for 2343 yards.....	1956
4.61	677 for 3119 yards.....	1978
4.59	421 for 1935 yards.....	2010

PASSING
ATTEMPTS

GAME:		
59	at Texas A&M (29 completions).....	2012
53	LSU (31 completions).....	2012
53	Alabama (24 completions).....	1999
51	Texas A&M (30 completions).....	2011
51	Texas A&M (31 completions).....	1971
49	at Auburn (35 completions).....	2010
49	at Kentucky (25 completions).....	1999
48	Vanderbilt (28 completions).....	2010
47	Ohio State (24 completions).....	2011*
47	Wichita State (26 completions).....	1969
46	Alabama (24 completions).....	2008
46	Oklahoma State (26 completions).....	1943
45	Mississippi State (33 completions).....	2011
45	Florida (24 completions).....	2003
44	Mississippi State (25 completions).....	2008
44	at LSU (24 completions).....	1999
43	Ole Miss (24 completions).....	2012
43	at Vanderbilt (27 completions).....	2011
43	ULM (28 completions).....	2010
43	Auburn (20 completions).....	1997
42	at Auburn (20 completions).....	2000
42	at Memphis (19 completions).....	1998

*2011 Sugar Bowl

SEASON:		
471	299 completions.....	2011
465	301 completions.....	2010
459	272 completions.....	2012
443	253 completions.....	2008
439	247 completions.....	2009
371	204 completions.....	1999
370	177 completions.....	1997
352	178 completions.....	2000
321	170 completions.....	1998
313	179 completions.....	2007
308	N/A.....	1937
304	167 completions.....	2003
302	154 completions.....	2006
302	148 completions.....	1992
301	150 completions.....	2013
300	83 completions.....	1995
299	148 completions.....	2002

COMPLETIONS

GAME:		
35	at Auburn (49 attempts).....	2010
33	Mississippi State (45 attempts).....	2011
31	LSU (53 attempts).....	2012
31	Texas A&M (51 attempts).....	1971
30	Texas A&M (51 attempts).....	2011
30	Missouri State (41 attempts).....	2009
29	at Texas A&M (59 attempts).....	2012
28	Missouri State (35 attempts).....	2011
28	Vanderbilt (48 attempts).....	2010
28	ULM (43 attempts).....	2010
27	at Vanderbilt (43 attempts).....	2011
27	Texas A&M (38 attempts).....	2010
27	LSU (38 attempts).....	1998

26	at South Carolina (41 attempts).....	2012
26	New Mexico (39 attempts).....	2011
26	Wichita State (47 attempts).....	1969
26	Oklahoma State (46 attempts).....	1943
25	Alabama (38 attempts).....	2010
25	LSU (40 attempts).....	2008
25	at Mississippi State (44 attempts).....	2008
25	Tulsa (38 attempts).....	2008
25	Western Illinois (41 attempts).....	2008
25	at Kentucky (49 attempts).....	1999

SEASON:		
301	465 attempts.....	2010
299	471 attempts.....	2011
272	459 attempts.....	2012
253	443 attempts.....	2008
247	439 attempts.....	2009
204	371 attempts.....	1999
183	300 attempts.....	1995
179	313 attempts.....	2007
178	352 attempts.....	2000
177	370 attempts.....	1997
170	321 attempts.....	1998
170	293 attempts.....	1971
167	304 attempts.....	2003

COMPLETION PERCENTAGE

SEASON:		
.647	301 of 465.....	2010
.639	122 of 191.....	1979
.635	299 of 471.....	2001
.610	183 of 300.....	1995
.600	78 of 130.....	1986
.593	272 of 459.....	2012
.580	170 of 293.....	1971
.574	116 of 202.....	1967
.572	179 of 313.....	2007
.571	253 of 443.....	2008
.571	72 of 126.....	1987
.566	162 of 286.....	2004
.563	225 of 439.....	2009
.563	160 of 284.....	1970
.563	63 of 112.....	1957

YARDS

GAME:		
510	Texas A&M (30-51, 3 TD, 0 INT).....	2011
447	Missouri State (30-41, 3 TD, 1 INT).....	2009
428	at Auburn (35-49, 5 TD, 2 INT).....	2010
419	Rutgers (20-39, 3 TD, 2 INT).....	2012
417	Vanderbilt (28-48, 3 TD, 0 INT).....	2010
408	Georgia (21-39, 5 TD, 0 INT).....	2009
405	Troy (23-30, 5 TD, 1 INT).....	2009
400	Jacksonville State (23-34, 3 TD, 0 INT).....	2012
400	ULM (28-43, 3 TD, 1 INT).....	2010
387	at LSU (18-38, 2 TD, 0 INT).....	1997
385	Tulsa (25-38, 1 TD, 1 INT).....	2008
380	at Georgia (21-33, 3 TD, 0 INT).....	2010
373	at Texas A&M (29-59, 1 TD, 2 INT).....	2012
373	Mississippi State (33-45, 3 TD, 0 INT).....	2011
373	New Mexico (26-39, 2 TD, 1 INT).....	2011
372	Kentucky (23-34, 5 TD, 0 INT).....	2012
372	Oklahoma State (26-46, 2 TD, 0 INT).....	1943
364	Missouri State (28-35, 3 TD, 0 INT).....	2011
362	at TCU (18-32, 2 TD, 2 INT).....	1970

SEASON:		
4338	301 of 465.....	2010
3909	299 of 471.....	2011
3842	247 of 439.....	2009
3618	272 of 459.....	2012
3115	253 of 443.....	2008
2668	170 of 321.....	1998
2576	204 of 371.....	1999
2462	167 of 304.....	2003
2448	160 of 284.....	1970
2381	177 of 370.....	1997
2327	170 of 293.....	1971
2316	162 of 286.....	2004
2206	183 of 300.....	1995
2125	179 of 313.....	2007
2093	154 of 302.....	2006
1958	124 of 245.....	1990
1927	145 of 272.....	1969
1916	178 of 352.....	2000
1885	148 of 299.....	2002
1844	141 of 260.....	1983

TEAM OFFENSE RECORDS

YARDS PER GAME

SEASON:		
333.7	4338 in 13 games	2010
301.5	3618 in 12 games	2012
300.7	3909 in 13 games	2011
278.8	3624 in 13 games	2009
259.6	3115 in 12 games	2008
242.5	2668 in 11 games	1998
234.2	2576 in 11 games	1999
225.5	2448 in 11 games	1970
218.9	3065 in 14 games	2002
216.5	2381 in 11 games	1997
211.5	2327 in 11 games	1971
210.5	2316 in 11 games	2004
189.4	2462 in 13 games	2003
183.8	2206 in 12 games	1995
178.0	1958 in 11 games	1990
175.2	1927 in 11 games	1969
174.2	1916 in 11 games	2000
172.0	1720 in 10 games	1968
167.6	1844 in 11 games	1983
167.0	1837 in 11 games	1982
163.5	2125 in 13 games	2007

YARDS PER ATTEMPT

SEASON:		
9.45	112 for 1058	1957
9.43	130 for 1226	1986
9.33	465 for 4338	2010
9.32	120 for 1118	1985
8.99	403 for 3624	2009
8.96	164 for 1470	1989
8.70	180 for 1566	1988
8.62	284 for 2448	1970
8.31	321 for 2668	1998
8.30	471 for 3909	2011
8.18	191 for 1563	1979
8.10	286 for 2316	2004
8.10	304 for 2462	2003
7.99	211 for 1686	1984
7.99	245 for 1958	1990

TOUCHDOWN PASSES

GAME:		SEASON:	
6	Pittsburg (Kan.) State	1936	36
5	Kentucky	2012	32
5	UTEP	2010	26
5	at Auburn	2010	26
5	Mississippi State	2009	24
5	Troy	2009	23
5	Georgia	2009	23
5	Mississippi St.	2007	21
5	Vanderbilt	1994	20
4	at Ole Miss	2007	19
4	Louisiana-Monroe	2004	19
4	at LSU	2001	18
4	Louisiana-Monroe	2000	18
4	at SMU	1967	15
4	at TCU	1972	15
4	Ole Miss	1937	
4	Rice	1983	

PASSES HAD INTERCEPTED

GAME:		SEASON:	
8	at SMU	1951	30
6	at Texas A&M	1972	26
6	at SMU	1951	22
6	at Texas A&M	1950	21
5	Georgia	1991*	18
4	Alabama	2008	18
4	Baylor	1979	17
4	North Texas	1971	16
4	at Texas A&M	1952	16
4	Pittsburg (Kan.) State	1936	16
	*1991 Independence Bowl		16

TOTAL OFFENSE PLAYS

GAME:		
110	Wichita State (63 rushes, 47 passes, 545 yards, 4 TD)	1969
107	Okl. St. (77 rushes, 30 passes, 500 yds, 6 TD)	1969
107	at Rice (81 rushes, 26 passes, 620 yds, 5 TD)	1981
106	at Miss (80 rushes, 26 passes, 531 yards, 8 TD)	2001
99	at Kentucky (71 rushes, 28 passes, 9 TD)	2003
98	at Texas A&M (39 rushes, 59 passes, 515 yards, 1 TD)	2012

97	at Houston (56 rushes, 41 passes, TD)	1990
97	TCU (85 rushes, 12 passes, 610 yds, 6 TD)	1980
95	Texas Tech (60 rushes, 35 passes, TD)	1990
95	TCU (75 rushes, 20 passes, 4 TD)	1986
94	Tennessee (72 rushes, 22 passes, 4 TD)	1990*
94	New Mexico (71 rushes, 23 passes, 6 TD)	1987
93	Ole Miss (68 rushes, 25 passes, 1 TD)	1990
93	Okl. State (58 rushes, 35 passes, 4 TD)	1971
91	Utah State (80 rushes, 11 passes, 4 TD)	1975
91	Texas A&M (75 rushes, 16 passes, 3 TD)	1984
91	at Rice (68 rushes, 23 passes, 4 TD)	1979
	*1990 Cotton Bowl	

SEASON:

942	643 rushes, 299 passes, 40 TD	2002
938	625 rushes, 313 passes, 57 TD	2007
930	626 rushes, 304 passes, 54 TD	2003
893	644 rushes, 249 passes, 33 TD	1982
886	421 rushes, 465 passes, 58 TD	2010
883	412 rushes, 471 passes, 51 TD	2011
879	753 rushes, 126 passes, 34 TD	1987
875	582 rushes, 293 passes, 43 TD	1971
857	571 rushes, 286 passes, 50 TD	1970
851	640 rushes, 211 passes, 31 TD	1984
846	546 rushes, 300 passes, 33 TD	1995
846	597 rushes, 249 passes, 31 TD	1981
844	680 rushes, 164 passes, 41 TD	1989

YARDS

GAME:		
859	Pittsburg (Kan.) St. (594 rush, 265 pass, 86 plays, 8 TD)	1936
713	North Texas (446 rush, 267 pass, 80 plays, 8 TD)	2007
658	at TCU (296 rush, 362 pass, 83 plays, 7 TD)	1970
650	S. Carolina (541 rush, 109 pass, 69 plays, 7 TD)	2007
647	Houston (391 rush, 256 pass, TD)	1989
632	New Mexico (259 rush, 373 pass, 81 plays, 6 TD)	2011
620	UTEP (366 rush, 254 pass, TD)	1989
620	at Rice (421 rush, 199 pass, 107 plays, 5 TD)	1981
613	SMU (512 rush, 101 pass, 82 plays, 6 TD)	1977
610	TCU (475 rush, 135 pass, 97 plays, 4 TD)	1980
605	at Kentucky (334 rush, 271 pass, 9 TD)	2003
592	Troy (187 rush, 405 pass, 65 plays, 8 TD)	2009
591	Missouri State (144 rush, 447 pass, 71 plays, 5 TD)	2009
591	Missouri State (493 rush, 108 pass, 76 plays, 6 TD)	2005
589	Eastern Mich. (292 rush, 297 pass, 57 plays, 7 TD)	2009
589	New Mexico (502 rush, 87 pass, 94 plays, 6 TD)	1987
581	Texas A&M (71 rush, 510 pass, 81 plays, 5 TD)	2011
579	Northwestern (423 rush, 146 pass, 85 plays, 5 TD)	1981
577	UTEP (326 rush, 251 pass, 72 plays, 8 TD)	2010
576	Mississippi State (322 rush, 254 pass, 7 TD)	2003

SEASON:

6,273	1935 rushing, 4338 passing, 58 TD	2010
5,850	3725 rushing, 2125 passing, 57 TD	2007
5,695	1786 rushing, 3909 passing, 51 TD	2011
5,607	3145 rushing, 2462 passing, 54 TD	2003
5,555	1713 rushing, 3842 passing, 55 TD	2009
5,292	3199 rushing, 2093 passing, 49 TD	2006
5,042	1424 rushing, 3618 passing, 35 TD	2012
4,950	3065 rushing, 1885 passing, 40 TD	2002
4,926	3456 rushing, 1470 passing, 41 TD	1989
4,898	2571 rushing, 2327 passing, 43 TD	1971
4,564	2116 rushing, 2448 passing, 50 TD	1970
4,542	3011 rushing, 1531 passing, 43 TD	1977
4,477	1362 rushing, 3115 passing, 32 TD	2008
4,377	2061 rushing, 2316 passing, 45 TD	2004
4,360	3523 rushing, 837 passing, 38 TD	1975
4,333	1665 rushing, 2668 passing, 44 TD	1998
4,286	2504 rushing, 1782 passing, 30 TD	2013
4,280	2714 rushing, 1566 passing, 36 TD	1988
4,267	3119 rushing, 1148 passing, 40 TD	1978
4,217	2553 rushing, 1664 passing, 31 TD	1981
4,185	2348 rushing, 1837 passing, 33 TD	1982

YARDS PER GAME

482.5	6273 in 13 games	2010
450.0	5850 in 13 games	2007
447.8	4926 in 11 games	1989
445.3	4898 in 11 games	1971
438.1	5695 in 13 games	2011
431.3	5607 in 13 games	2003
427.3	5555 in 13 games	2009
420.2	5042 in 12 games	2012
414.9	4564 in 11 games	1970
412.9	4542 in 11 games	1977
404.9	4049 in 10 games	1969
397.9	4377 in 11 games	2004

396.4	4360 in 11 games	1975
393.9	4333 in 11 games	1998
389.1	4280 in 11 games	1988
387.9	4267 in 11 games	1978

YARDS PER PLAY

GAME:		
10.76	Northwestern (La.) State (49 for 527 yards)	1947
10.33	Eastern Michigan (57 for 589 yards)	2009
9.99	Pittsburg (Kan.) State (86 for 859 yards)	1936
9.42	South Carolina (69 for 650 yards)	2007
9.10	Troy (61 for 592 yards)	2009
8.95	Tennessee Tech (58 for 519 yards)	2010
8.91	North Texas (80 for 713 yards)	2007
8.76	North Texas (62 for 543 yards)	1965
8.75	Tennessee (57 for 499 yards)	2011
8.74	Kentucky (61 for 533)	2012
8.48	Rutgers (58 for 492)	2012
8.47	Tulsa (57 for 482 yards)	2003
8.28	Ole Miss (56 for 464 yards)	2010
8.24	at TCU (66 for 544 yards)	1974
8.23	Abilene Christian (57 for 469 yards)	1948

SEASON:

7.08	886 for 6273 yards	2010
6.66	834 for 5555 yards	2009
6.45	883 for 5695 yards	2011
6.29	841 for 5292 yards	2006
6.24	938 for 5850 yards	2007
6.10	826 for 5042 yards	2012
6.03	930 for 5607 yards	2003
5.84	844 for 4926 yards	1989
5.80	753 for 4377 yards	2004
5.76	752 for 4333 yards	1998
5.69	798 for 4542 yards	1977
5.63	775 for 4360 yards	1975
5.60	875 for 4898 yards	1971
5.54	734 for 4067 yards	1999
5.53	775 for 4286 yards	2013
5.45	821 for 4477 yards	2008
5.33	857 for 4564 yards	1970
5.28	811 for 4280 yards	1988
5.25	942 for 4950 yards	2002
5.21	761 for 3967 yards	2005
5.21	691 for 3603 yards	1965

FIRST DOWNS

RUSHING

GAME:		SEASON:	
29	TCU	1980	183
24	Oklahoma State	1969	183
23	North Texas State	1971	172
22	South Carolina	2007	165
22	at Ole Miss	2001	157
21	Northwestern (La.) State	1961	157
21	at SMU	1959	156
20	Missouri State	2005	153
20	Rice	1956	152
			150
			148

PASSING

GAME:		SEASON:	
19	Mississippi State	2011	173
19	Texas A&M	2011	166
19	at Auburn	2010	147
19	ULM	2010	142
19	Troy	2009	134
19	Missouri State	2009	117
18	New Mexico	2011	111
18	LSU	2012	107
17	Missouri State	2011	105
17	Western Illinois	2008	103
16	at Vanderbilt	2011	101
16	Vanderbilt	2010	99
16	Tulsa	2008	97
16	Florida	2003	97
16	LSU	1998	95
16	at SMU	1990	90
16	Texas A&M	1971	89
16	Wichita State	1969	89
15	Texas A&M	1967	87
			84

TEAM OFFENSE RECORDS

TOTAL		
GAME:		
37	at TCU	1980
34	New Mexico	2011
34	South Florida	2002
34	Navy	1982
34	at Rice	1981
34	Oklahoma State	1969
32	Ole Miss	2001
32	Wichita State	1969
31	UTEP	2010
31	North Texas	2007
30	at Auburn	2010
30	SMU	1994
30	Utah State	1975
30	North Texas	1971
30	Oklahoma State	1971
29	Mississippi State	2011
29	Missouri State	2009
29	Louisiana-Monroe	2005
29	at Kentucky	2003
29	Mississippi State	2003
29	at Rice	1979

SEASON:		
291	105 rush, 173 pass, 13 penalty	2010
279	93 rush, 166 pass, 20 penalty	2011
273	165 rush, 97 pass, 11 penalty	2007
273	142 rush, 117 pass, 14 penalty	2003
269	152 rush, 103 pass, 14 penalty	1971
261	183 rush, 69 pass, 9 penalty	1989
255	150 rush, 87 pass, 18 penalty	2002
254	89 rush, 147 pass, 18 penalty	2009
253	88 rush, 142 pass, 23 penalty	2012
250	142 rush, 89 pass, 19 penalty	2006
241	172 rush, 54 pass, 15 penalty	1978
240	183 rush, 42 pass, 15 penalty	1987
240	132 rush, 107 pass, 11 penalty	1970
237	133 rush, 89 pass, 15 penalty	1969
236	146 rush, 77 pass, 13 penalty	1982
234	124 rush, 97 pass, 13 penalty	2009
232	83 rush, 134 pass, 15 penalty	2008
226	148 rush, 68 pass, 10 penalty	1988
225	145 rush, 75 pass, 5 penalty	1981

PUNTING PUNTS

GAME:		
13	Oklahoma State	1946
12	TCU (442 for 36.8 average)	1959
11	at SMU (506 for 46.0 average)	1965
10	at Alabama (358 for 35.8 average)	2009
10	UNLV (434 for 43.4 average)	2001
10	at Texas A&M (379 for 37.9 average)	1987
10	Texas Tech (495 for 49.5 average)	1986
10	at Rice (349 for 34.9 average)	1963
10	Tulsa (301 for 30.1 average)	1961
10	Texas (350 for 35.0 average)	1959
10	at Baylor (330 for 33.0 average)	1955

SEASON:		
76	40.5 average	1992
74	36.9 average	2002
73	37.5 average	1955
70	36.7 average	1957
69	40.3 average	1996
68	42.2 average	1991
68	36.8 average	1958
68	37.9 average	1949
67	42.5 average	2001
67	41.7 average	2000
67	38.1 average	1950

PUNTING YARDS

GAME:		
506	SMU (11 punts)	1965
495	Texas Tech (10 punts)	1986
442	TCU (12 punts)	1959
434	UNLV (10 punts)	2001
419	Texas A&M (8 punts)	1976
401	Houston (8 punts)	1983
389	Alabama (8 punts)	2002
387	at Baylor (9 punts)	1986
379	at Texas A&M (10 punts)	1987
378	at Texas (9 punts)	1976

SEASON:		
3,075	76 for 40.5 average	1992
2,867	68 for 42.2 average	1991
2,848	67 for 42.5 average	2001
2,801	65 for 43.1 average	1976
2,793	67 for 41.7 average	2000
2,791	64 for 43.6 average	1983
2,777	69 for 40.3 average	1996
2,737	73 for 37.5 average	1955
2,729	74 for 36.9 average	2002
2,577	68 for 37.9 average	1949

PUNTING AVERAGE

GAME:		
61.0	at Texas (3 punts)	1980
59.0	at Baylor (2 punts)	1988
58.3	Tulsa (3 punts)	2012
54.0	Texas A&M (1 punt)	1959
53.5	vs. South Carolina (4 punts)	2013
52.5	at TCU (2 punts)	1985
52.4	Texas A&M (8 punts)	1976
52.3	at Rice (3 punts)	1977
52.0	Texas A&M (1 punt)	1959
51.5	at LSU (4 punts)	2013
51.5	at Texas A&M (2 punts)	1977
51.2	at Rice (4 punts)	1975
51.0	Auburn (5 punts)	2012
50.8	at Texas Tech (5 punts)	1983

SEASON:		
46.2	54 for 2493 yards	1986
45.3	53 for 2400 yards	2001
44.9	51 for 2234 yards	1984
44.7	54 for 2416 yards	2012
44.3	48 for 2127 yards	1977
43.6	64 for 2791 yards	1983
43.3	54 for 2340 yards	1980
43.1	65 for 2801 yards	1976
43.0	37 for 1590 yards	1975
42.6	58 for 2468 yards	2008
42.6	54 for 2301 yards	1985
42.5	67 for 2848 yards	2001

PUNT RETURNS

GAME:		
9	North Texas (165 yards)	1971
9	Rice (89 yards)	1964
8	Missouri State (188 yards)	2011
8	at Ole Miss (53 yards)	1985
8	at Texas Tech (130 yards)	1979
8	TCU (107 yards)	1967
8	Tulsa (137 yards)	1961
7	Baylor (110 yards)	1970
7	Wichita State (159 yards)	1969
7	TCU (59 yards)	1968
7	Oklahoma State (33 yards)	1967
7	Tulsa (95 yards)	1957

SEASON:		
45	700 yards	1950
44	544 yards	1985
43	319 yards	1982
43	423 yards	1957
41	300 yards	1992
40	305 yards	1977
37	439 yards	2002
37	433 yards	1967
36	247 yards	1994
36	291 yards	1979
35	318 yards	1971
35	389 yards	1951
35	401 yards	1949

PUNT RETURN YARDAGE

GAME:		
188	Missouri State (8 returns)	2011
165	North Texas (9 returns)	1971
159	Wichita State (7 returns)	1969
144	Ole Miss (4 returns)	2010
137	Tulsa (8 returns)	1961
127	at Kentucky (5 returns)	2003
110	Baylor (7 returns)	1970
107	TCU (8 returns)	1967
95	Tulsa (7 returns)	1957

SEASON:		
700	45 returns	1950
544	44 returns	1985
536	27 returns	1948
534	32 returns	1964
463	33 returns	1962
441	34 returns	2003
439	37 returns	2002
433	37 returns	1967
423	43 returns	1957
421	26 returns	1963
420	31 returns	2011
413	28 returns	1960

PUNT RETURN AVERAGE

SEASON:		
19.85	27 for 536 yards	1948
16.69	32 for 534 yards	1964
16.19	26 for 421 yards	1963
15.96	25 for 399 yards	1955
15.56	45 for 700 yards	1950
15.55	20 for 311 yards	2010
15.00	27 for 405 yards	1966
14.75	28 for 413 yards	1960
14.03	33 for 463 yards	1962
13.67	12 for 164 yards	1954
13.55	31 for 420 yards	2011
13.48	27 for 364 yards	1969

KICKOFF RETURNS

GAME:		
10	at Auburn (179 yards)	2010
8	Alabama (184 yards)	2008
8	at LSU (103 yards)	2003
8	Minnesota (128 yards)	2002*
8	at Tennessee (161 yards)	2000
8	at Tulsa (222 yards)	1952
7	at Alabama (129 yards)	2013
7	at Mississippi State (108 yards)	2012
7	LSU (109 yards)	2008
7	Missouri (168 yards)	2008**
7	at Tennessee (117 yards)	2007
7	at Georgia (125 yards)	2001
7	Boise State (135 yards)	2000
6	Texas A&M (108 yards)	2011
6	at Alabama (125 yards)	2011
6	at Ole Miss (122 yards)	2009
6	at Florida (145 yards)	2009
6	at Texas (150 yards)	2008
6	at South Carolina (140 yards)	2006
6	at Southern California (184 yards)	2005
6	LSU (118 yards)	2004
6	Alabama (197 yards)	2002
6	Ole Miss (124 yards)	2000
6	at Baylor (145 yards)	1986
6	at SMU (111 yards)	1984
6	Stanford (194 yards)	1970
6	Texas (95 yards)	1961
6	at Texas (109 yards)	1960
6	at Texas (92 yards)	1956

*2002 Music City Bowl **2008 Cotton Bowl

SEASON:		
54	1047 yards	2010
54	1283 yards	2009
53	1004 yards	1990
52	1104 yards	2008
51	1125 yards	2007
44	872 yards	1952
42	974 yards	2011
42	872 yards	2002
41	867 yards	2001
41	688 yards	1987
39	760 yards	2000
37	921 yards	2006
37	714 yards	2003
36	663 yards	1996
36	698 yards	1995
36	640 yards	1993
35	740 yards	2013
35	684 yards	1972
35	744 yards	1949
33	965 yards	2005
33	677 yards	1999

TEAM OFFENSE RECORDS

KICKOFF RETURN YARDAGE

GAME:		
222	at Tulsa (8 returns).....	1952
200	Hardin-Simmons (2 returns).....	1958
197	Alabama (6 returns).....	2002
194	Stanford (6 returns).....	1970
184	Alabama (8 returns).....	2008
184	Southern California (6 returns).....	2005
179	at Auburn (10 returns).....	2010
178	South Carolina (4 returns).....	2011
168	Missouri (7 returns).....	2008*
163	Troy (4 returns).....	2007
161	at Tennessee (8 returns).....	2000
152	Houston (4 returns).....	1980
150	at Texas (6 returns).....	2008
147	Kentucky (5 returns).....	2007
146	Baylor (3 returns).....	1983
145	Auburn (3 returns).....	2009
145	at Florida (6 returns).....	2009
145	Mississippi State (3 returns).....	2006
145	Baylor (6 returns).....	1986
142	Georgia (5 returns).....	2009

*2008 Cotton Bowl

SEASON:

1,283	54 returns.....	2009
1,125	51 returns.....	2007
1,104	52 returns.....	2008
1,047	54 returns.....	2010
1,004	53 returns.....	1990
974	42 returns.....	2011
965	33 returns.....	2005
921	37 returns.....	2006
872	42 returns.....	2002
872	44 returns.....	1952
867	41 returns.....	2001
760	39 returns.....	2000

KICKOFF RETURN AVERAGE

SEASON:		
29.20	33 for 965 yards.....	2005
25.48	29 for 739 yards.....	1992
24.89	37 for 921 yards.....	2006
24.74	19 for 470 yards.....	1962
23.75	54 for 1283 yards.....	2009
23.19	42 for 974 yards.....	2011
23.00	26 for 598 yards.....	1986
22.29	24 for 535 yards.....	1980
22.26	23 for 512 yards.....	1971
22.10	30 for 663 yards.....	1959
22.06	51 for 1125 yards.....	2007

SCORING POINTS

GAME:		
100	Southwest Missouri State (100-0).....	1911
82	Oklahoma Mines (82-0).....	1916
73	Texas Southwestern (73-0).....	1928
72	Ouachita College (72-0).....	1908
71	at Kentucky (71-63 7OT).....	2003
66	North Texas (66-7).....	2007
65	Drury College (65-6).....	1911
64	Northwestern (La.) State (64-0).....	1947
63	Eastern Michigan (63-27).....	2009
63	Southeast Missouri State (63-7).....	2006
63	New Mexico State (63-13).....	2004
63	Pacific (63-14).....	1988
63	Hendrix State (63-0).....	1933
63	Henderson State (63-0).....	1910

SEASON:

485	13 games.....	2007
478	13 games.....	2011
474	13 games.....	2010
468	13 games.....	2009
436	13 games.....	2003
404	14 games.....	2006
402	11 games.....	1970
390	12 games.....	1998
389	12 games.....	1977
385	12 games.....	1989
370	14 games.....	2002
356	12 games.....	1971
353	11 games.....	1969
350	11 games.....	1968
349	12 games.....	1988

336	12 games.....	1978
336	12 games.....	1975

POINTS PER GAME

37.3	485 in 13 games.....	2007
36.8	478 in 13 games.....	2011
36.5	474 in 13 games.....	2010
36.5	402 in 11 games.....	1970
36.0	468 in 13 games.....	2009
33.5	436 in 13 games.....	2003
32.6	261 in 8 games.....	1916
32.5	390 in 12 games.....	1998
32.4	389 in 12 games.....	1977
32.1	385 in 12 games.....	1989
32.1	353 in 11 games.....	1969
31.8	350 in 11 games.....	1968
30.1	331 in 11 games.....	1965
29.8	328 in 11 games.....	2004
29.8	268 in 9 games.....	1911
29.6	326 in 11 games.....	1999
29.6	356 in 12 games.....	1971
29.1	349 in 12 games.....	1988

TOUCHDOWNS

GAME:		
12	Oklahoma Miners.....	1916
10	Northwestern (La.) State (9 rush, 1 pass).....	1947
9	New Mexico St. (5 rush, 3 pass, 1 blocked punt).....	2004
9	at Kentucky (5 rush, 3 pass, 1 blocked punt).....	2003
8	Troy (3 rush, 5 pass).....	2009
8	Eastern Michigan (4 rush, 3 pass, 1 blocked punt).....	2009
8	North Texas (5 rush, 3 pass).....	2007
8	Southeast Missouri State (5 rush, 3 pass).....	2006
9	North Texas (7 rush, 2 pass).....	1971
8	Pittsburg (Kan.) State (2 rush, 6 pass).....	1936
8	North Texas (7 rush, 1 pass).....	1965
8	Wichita St. (3 rush, 3 pass, 1 Int. Ret., 1 punt ret.).....	1970

SEASON:

62	2007
60	2010
60	2009
59	2011
56	2003
55	2006
53	1970
47	1968
45	2002
45	1969
44	1998
44	1965

FIELD GOALS

SEASON:	
24.....	1988
21.....	2011
20.....	1989
19.....	1981
19.....	1979
19.....	1977
18.....	2002
17.....	2007
17.....	1998
17.....	1992
16.....	2010
16.....	2009

PAT KICKS

SEASON:	
58.....	2009
58.....	2007
56.....	2010
55.....	2011
50.....	2006
50.....	2003
50.....	1970
44.....	1998
42.....	2002
42.....	1965
40.....	2004
40.....	1969

PENALTIES PENALTIES

GAME:		
17	Air Force (144 yards).....	1975
15	Tulsa (120 yards).....	1963
15	Texas Tech (142 yards).....	1957
14	Texas A&M (112 yards).....	2011
14	at Georgia (97 yards).....	2001
14	at Texas A&M (100 yards).....	1964
13	Vanderbilt (130 yards).....	2010
13	Texas A&M (108 yards).....	2010
13	at Kentucky (102 yards).....	2008
13	Troy State (112 yards).....	2002
13	Utah State (112 yards).....	1976
13	Oklahoma State (155 yards).....	1956

PENALTY YARDAGE

GAME:		
155	Oklahoma State (13).....	1956
144	Air Force (17).....	1975
142	Texas Tech (15).....	1957
132	at TCU (12).....	1974
130	Vanderbilt (13).....	2010
123	Wisconsin (12).....	2007*
120	Tulsa (15).....	1963
119	TCU (12).....	1971
117	at Texas A&M (11).....	1974
115	Kentucky (12).....	1998
115	Tulsa (9).....	1970

*2007 Capital One Bowl

FUMBLES FUMBLES

GAME:		
12	Oklahoma State.....	1957
11	Baylor.....	1956
9	SMU.....	1972
9	Baylor.....	1972
9	Oklahoma State.....	1973

FUMBLES LOST

GAME:		
7	Baylor.....	1956
6	SMU.....	1972
6	North Texas.....	1971

MISCELLANEOUS

Games Played: 1,184 in 119 seasons

Games won: 684

Games lost: 460

Games tied: 40

Fayetteville: 286-115-10 (.708)

Little Rock: 166-67-4 (.709)

Road: 181-218-20 (.456)

Neutral: 51-60-6 (.462)

Overtime Games: 9-3 (.750)

SEC record: 80-86-2 (.482)

Final Southwest Conference record: 249-195-16 (.559)

Longest Winning Streak: 22, 1963-65

Longest string of games without defeat: 22, 1963-65

Untied, unbeaten seasons: 1909, 1964, 1965

Undefeated SWC seasons: 1920, 1964, 1965, 1988

Untied, unbeaten SWC seasons: 1964, 1965, 1988

SWC championships: 13; 1936, 1946, 1954, 1959, 1960, 1961, 1964, 1965, 1968, 1975, 1979, 1988, 1989

SEC Western Division championships: 4; 1995, 1998, 2002, 2006

Most victories in one season: 11; 1964, 1977, 2011

Highest game score by Arkansas: 100 (SMS, 1911)

Highest game score by opponent: 103 (Oklahoma, 1918)

Largest victory margin: 100 (100-0, SMS, 1911)

Largest defeat margin: 103 (103-0, Oklahoma, 1918)

Most teams held scoreless by Arkansas: 6, 1923

Fewest games played by Arkansas: 1, 1985

Most games played by Arkansas: 14, 2002, 2006

Consecutive games scoring streak: 188, 1995-2012

Consecutive passes without an interception: 166, Texas A&M-South Carolina, 2011

Arkansas has 203 shutouts in 119 years

TEAM DEFENSE RECORDS

RUSHING DEFENSE
RUSHING ATTEMPTS

GAME:		
15	at South Carolina (51 yards)	2006
15	South Florida (48 yards)	2002
15	Auburn (91 yards)	1995
16	at Texas A&M (32 yards)	1966
17	Baylor (89 yards)	1964
17	Missouri Mines (32 yards)	1943
18	at Rice (15 yards)	1981
18	North Texas (14 yards)	1965
19	at Memphis (51 yards)	1998
20	Troy (84 yards)	2011
20	Middle Tennessee (19 yards)	1999
22	Southwest Missouri State (47 yards)	2000
22	TCU (16 yards)	1980
22	Oklahoma State (-19 yards)	1969
23	Tulsa (13 yards)	1963
22	SMU (-9 yards)	1950
23	Northwestern (La.) State (-2 yards)	1947

SEASON:		
355	1965	(765 yards)
377	1989	(1294 yards)
382	1962	(907 yards)
388	1966	(997 yards)
390	1998	(1050 yards)
392	1999	(1136 yards)
393	1987	(1198 yards)
394	1988	(1010 yards)
400	1964	(970 yards)
403	2005	(1879 yards)
403	1986	(1441 yards)

RUSHING YARDAGE

GAME:		
-27	Texas (25 rushes)*	2000
-25	at Texas Tech (39 rushes)	1981
-23	Tulsa (35 rushes)	1973
-20	Pittsburg (Kan.) State (42 rushes)	1936
-19	Oklahoma State (22 rushes)	1969
-15	at Texas A&M (46 rushes)	1970
-9	SMU (22 rushes)	1950
-5	Wisconsin (28 rushes)**	2007
-2	Northwestern (La.) State (23 rushes)	1947
5	Louisiana-Lafayette (34 rushes)	1995
8	Kentucky (25 rushes)	1998
10	at Ole Miss (34 rushes)	2005
10	TCU (34 rushes)	1976
11	Louisiana-Monroe (24 rushes)	1996
11	at TCU (26 rushes)	1964
13	Tulsa (23 rushes)	1963
14	North Texas (18 rushes)	1965
16	at TCU (22 rushes)	1980
18	at SMU (24 rushes)	1967

*2000 Cotton Bowl || **2007 Capital One Bowl

SEASON:		
756	355 rushes	1965
907	382 rushes	1962
970	400 rushes	1964
997	388 rushes	1966
1010	394 rushes	1988
1050	390 rushes	1998
1064	420 rushes	1982
1131	342 rushes	1996
1136	392 rushes	1999
1145	428 rushes	1961
1177	421 rushes	1963
1198	393 rushes	1987
1202	408 rushes	1969

RUSHING YARDS PER GAME

SEASON:		
75.6	756 yards in 10 games	1965
90.7	907 yards in 10 games	1962
91.8	1010 yards in 11 games	1988
95.5	1050 yards in 11 games	1998
96.7	1064 yards in 11 games	1982
97.0	970 yards in 10 games	1964
99.7	997 yards in 10 games	1966
99.8	1198 yards in 12 games	1987
102.8	1131 yards in 11 games	1996
103.3	1136 yards in 11 games	1999
113.6	1590 yards in 14 games	2002
113.6	1250 yards in 11 games	1978
114.5	1145 yards in 10 games	1961

YARDS PER RUSH

GAME:		
-1.08	Texas, (25 for -27 yards)*	2000
-.86	Oklahoma State (22 for -19 yards)	1969
-.66	Tulsa (35 for -23 yards)	1973
-.64	at Texas Tech (39 for -25 yards)	1981
-.48	Pittsburg (Kan.) State (42 for -20 yards)	1936
-.41	SMU (22 for -9 yards)	1950
-.33	Texas A&M (46 for -15 yards)	1970
-.18	Wisconsin (28 for -5 yards)**	2007
-.09	Northwestern (La.) State (23 for -2 yards)	1947
0.15	Louisiana-Lafayette (34 for 5 yards)	1995
0.29	at Ole Miss (34 for 10 yards)	2005
0.29	TCU (34 for 10 yards)	1976
0.32	Kentucky (25 for 8 yards)	1998
0.42	at TCU (26 for 11 yards)	1964
0.46	Louisiana-Monroe (24 for 11 yards)	1996
0.48	Tulsa (52 for 25 yards)	1970

*2000 Cotton Bowl

**2007 Capital One Bowl

SEASON:		
2.13	355 for 756 yards	1965
2.37	382 for 907 yards	1962
2.43	400 for 970 yards	1964
2.53	420 for 1064 yards	1982
2.56	394 for 1010 yards	1988
2.57	388 for 997 yards	1966
2.66	461 for 1226 yards	1951
2.67	1978 468 for 1250 yards	1978
2.68	1961 428 for 1145 yards	1961
2.69	1998 390 for 1050 yards	1998

PASSING DEFENSE
PASS ATTEMPTS

GAME:		
1	at Rice (1 comp)	1961
3	at Texas (1 comp)	1976
3	at Texas (1 comp)	1972
4	at SMU (0 comp)	1975
5	at TCU (3 comp)	1979
5	at Texas (3 comp)	1970
5	Oklahoma State (0 comp)	1953
6	Texas A&M (5 comp)	1976
6	at Oklahoma State (3 comp)	1975
6	at Texas A&M (3 comp)	1960
6	TCU (4 comp)	1955

SEASON:		
121	57 completions	1961
121	54 completions	1960
122	48 completions	1954
144	70 completions	1957
144	73 completions	1953
149	58 completions	1955
161	72 completions	1948
162	61 completions	1950
163	79 completions	1947
164	84 completions	1959

PASS COMPLETIONS

GAME:		
0	at SMU (4 attempts)	1975
0	Oklahoma State (5 attempts)	1960
0	at Texas A&M (8 attempts)	1956
0	Ole Miss (8 attempts)	1956
0	Oklahoma State (7 attempts)	1953
0	at Rice (8 attempts)	1943

SEASON:		
48	122 attempts	1954
54	121 attempts	1960
57	121 attempts	1961
58	149 attempts	1955
61	162 attempts	1950
70	144 attempts	1957
72	161 attempts	1948
73	144 attempts	1953
75	192 attempts	1974
77	166 attempts	1964

COMPLETION PERCENTAGE

SEASON:		
.377	61 of 162	1950
.389	58 of 149	1955
.391	75 of 192	1974
.393	48 of 122	1954
.415	98 of 236	1949
.430	80 of 156	1951
.432	98 of 227	1977
.441	87 of 197	1975
.446	54 of 121	1960
.447	72 of 161	1948
.455	220 of 484	2007
.457	90 of 197	1972

PASSING YARDAGE

GAME:		
0	at SMU (0-for-4)	1975
0	Oklahoma State (0-for-7)	1960
0	at Texas A&M (0-for-8)	1956
0	Ole Miss (0-for-8)	1956
0	Oklahoma State (0-for-5)	1953
0	NW Louisiana State (NA)	1947
0	at Rice (0-for-8)	1943
3	Pittsburg (Kan.) State (1-for-14)	1936
6	Houston (1-for-13)	1977
6	at Rice (1-for-1)	1961
7	Texas (1-for-12)	1951
7	Ole Miss (1-for-7)	1945

SEASON:		
538	48 for 122	1954
629	57 for 121	1961
641	54 for 121	1960
797	58 for 148	1955
835	77 for 166	1964
839	72 for 161	1948
866	79 for 163	1947
949	84 for 164	1959
958	73 for 144	1953
964	87 for 185	1956

TOUCHDOWNS

SEASON:		
1	1977
2	1973
3	1975
3	1969
3	1964
3	1960
3	1959
4	1982
4	1979
4	1966

INTERCEPTIONS

GAME:		
9	SMU	1970
8	at SMU	1951
7	at Texas Tech	1968
7	Rice	1966
6	Mississippi State	2003
6	at Baylor	1965
6	at TCU	1964
6	Tulsa	1963
5	Florida International	2007
5	Louisiana-Monroe	2006
5	Wichita State	1970
5	Texas Tech	1969
5	Texas	1955
5	at Rice	1949



TEAM DEFENSE RECORDS

INTERCEPTION RETURN YARDAGE

GAME:		
129	at Mississippi State (2 returns)	2006
114	Tulsa (6 returns)	1963
109	at Texas (2 returns)	1956
105	at Auburn (2 returns)	2001
100	North Texas (2 returns)	2007
94	SMU (9 returns)	1970
90	at Texas Tech (7 returns)	1968

TOTAL DEFENSE FEWEST PLAYS

GAME:		
24	Northwestern (La.) State	1947
39	at Rice	1981
39	at Rice	1961
40	Kentucky	2012
40	Baylor	1964
40	Abilene Christian	1948
41	Tulsa	1961
42	Southwest Missouri State	2000
42	at TCU	1964
42	Texas Tech	1959
44	Samford	2013
44	TCU	1980
44	at Texas A&M	1962
45	TCU	1982
45	SMU	1960
45	Oklahoma State	1960

SEASON:		
549	428 rush, 121 pass	1961
553	432 rush, 121 pass	1960
566	400 rush, 166 pass	1964
581	382 rush, 199 pass	1962
592	431 rush, 161 pass	1948
610	446 rush, 164 pass	1959
616	421 rush, 195 pass	1963
645	496 rush, 149 pass	1955
646	355 rush, 291 pass	1965
647	461 rush, 186 pass	1951

YARDS

GAME:		
-17	Pittsburg (Kan.) State (~20 rushing, 3 passing)	1936
-2	Northwestern (La.) State (~2 rushing, 0 passing)	1947
40	Abilene Christian (26 rushing, 14 passing)	1948
64	Northwestern (La.) State (32 rushing, 32 passing)	1946
65	TCU (28 rushing, 37 passing)	1982
74	Northwestern (La.) State (52 rushing, 22 passing)	1961
77	at Rice (71 rushing, 6 passing)	1961
78	Oklahoma State (~19 rushing, 97 passing)	1969
83	Tulsa (62 rushing, 21 passing)	1961
86	Rice (32 rushing, 54 passing)	1982
91	Ole Miss (84 rushing, 7 passing)	1945
92	at TCU, (55 rushing, 37 passing)	1946
93	Tulsa (28 rushing, 65 passing)	1974

SEASON:		
1,774	1145 rushing, 629 passing	1961
1,805	970 rushing, 835 passing	1964
1,971	1330 rushing, 641 passing	1960
2,001	907 rushing, 1094 passing	1962
2,136	1297 rushing, 839 passing	1948
2,209	1177 rushing, 1032 passing	1963
2,417	1468 rushing, 949 passing	1959
2,418	1226 rushing, 1192 passing	1951
2,456	756 rushing, 1700 passing	1965
2,504	997 rushing, 1507 passing	1966

YARDS PER GAME

SEASON:		
177.4	1774 in 10 games	1961
180.5	1805 in 10 games	1964
197.1	1971 in 10 games	1960
200.1	2001 in 10 games	1962
213.6	2136 in 10 games	1948
220.9	2209 in 10 games	1963
241.7	2417 in 10 games	1959
241.8	2418 in 10 games	1951
244.1	2685 in 11 games	1978
245.6	2456 in 10 games	1965

FIRST DOWNS RUSHING

GAME:		
0	Northwestern (La.) State	1947
1	Wisconsin	2007*
1	Southeast Missouri State	2006
1	Tulsa	1966
1	Texas A&M	1965
1	Texas A&M	1963
1	at TCU	1964
2	La.-Monroe	2008
2	at Ole Miss	2005
2	at Georgia	2005
2	at Mississippi State	2000
2	Southwest Missouri State	2000
2	TCU	1982
2	North Texas	1965
2	at Baylor	1965
2	Tulsa	1965

*2007 Capital One Bowl

SEASON:		
53	1965
56	1962
60	1964
60	1951
65	1985
66	1988
68	1963
68	1961
68	1948

PASSING

GAME:		
0	Chattanooga	2007
0	Tulsa	1981
0	Houston	1977
0	at SMU	1975
0	Rice	1964
0	Oklahoma St.	1961
0	Rice	1960
0	Oklahoma St.	1960
0	Texas A&M	1956
0	Ole Miss	1956
0	Oklahoma St.	1953
0	NW (La.) State	1947
0	Rice	1943
1	Vanderbilt	2010
1	Troy State	2002
1	Texas A&M	1975
1	Wichita State	1964
1	SMU	1963
1	Rice	1963

TOTAL

GAME:		
0	Northwestern (La.) State	1947
2	TCU	1982
4	at Rice	1981
5	at Texas A&M	1962
5	at Rice	1961
5	at Northwestern (La.) State	1961
5	Tulsa	1961

SEASON:

104	60 rush, 38 pass, 6 penalty	1951
106	68 rush, 32 pass, 6 penalty	1961
114	68 rush, 41 pass, 5 penalty	1948
117	60 rush, 43 pass, 14 penalty	1964
121	56 rush, 56 pass, 9 penalty	1962
122	81 rush, 32 pass, 9 penalty	1960
122	86 rush, 28 pass, 8 penalty	1950
129	68 rush, 50 pass, 10 penalty	1963
135	61 rush, 68 pass, 6 penalty	1982
135	NA rush, 46 pass, NA penalty	1947

POINTS ALLOWED

GAME:	
0	203 times (Most recent: Utah State, 2006)

SEASON: (10 game min.)

61	11 games	1933
64	11 games	1964
69	10 games	1924
73	10 games	1966
76	10 games	1934
87	11 games	1960
87	10 games	1936
88	10 games	1926
89	10 games	1937
92	11 games	1946

SACKS

SACKS	YARDS	YEARS
40	308	1998
39	N/A	1988
37	229	2010
37	262	2006
37	287	1995
33	248	2005
33	249	1994
33	248	1989
33	N/A	1985
31	224	1999
31	200	1992

TACKLES FOR LOSS

TFL	YARDS	YEAR
103	491	1998
95	378	2010
95	470	2006
91	389	1999
91	393	1978
89	262	2001
87	348	2002
86	373	2007
86	405	2005
85	339	2009
85	247	2003

OFFENSIVE STATISTICS

Bowl game statistics not counted from 1947-2001. Bowl game statistics included from 2002-present. (averages, SEC/NCAA rank)

		1ST	RUSH	RUSH		PASS	PASS	PASS				TOT	TOTAL		PUNT
YEAR	G	DN	ATT	YDS	TD	CMP	ATT	YDS	PCT	TD	INT	OFF	POINTS	PNT	AVG
1947	10	102	-	1733	-	53	111	818	0.477	-	-	2551	191	-	35.8
1948	10	112	441	1994	25	48	102	784	0.471	9	10	2778	227	66	38.4
1949	10	117	473	2076	19	53	133	649	0.398	6	18	2725	167	68	37.9
1950	10	145	487	1776	18	91	226	1170	.403	5	*26	2946	156	67	38.1
1951	10	144	527	1842	17	86	210	1105	.41	8	21	2947	178	64	37.1
1952	10	148	474	1589	16	91	226	1228	.403	8	22	2817	166	57	37.2
1953	10	127	366	1149	8	91	186	1233	.489	9	13	2382	116	59	37.1
1954	10	120	397	1585	20	62	118	875	.525	8	10	2460	189	60	39.7
1955	10	117	474	1854	14	42	89	531	.472	4	8	2385	126	73	37.5
1956	10	137	498	2343	22	28	78	381	.359	2	8	2724	160	52	37.1
1957	10	146	504	2046	22	63	112	1058	.563	6	6	3104	187	70	36.7
1958	10	121	454	1814	19	46	117	562	.393	3	10	2376	147	68	36.8
1959	10	148	512	2106	17	45	90	532	.500	4	13	2638	149	53	36.6
1960	10	147	506	1670	12	53	126	968	.421	12	9	2638	179	58	33.9
1961	10	164	535	2189	17	49	113	726	.434	8	10	2915	180	49	36.0
1962	10	190	570	2412	28	81	147	1158	.551	11	7	3570	286	45	35.2
1963	10	140	464	1457	19	71	170	980	.418	7	10	2485	179	60	37.4
1964	10	151	517	1913	23	65	127	826	.512	6	8	2739	221	51	36.1
1965	10	191	515	2262	34	89	176	1341	.506	10	8	3603	324	57	40.5
1966	10	156	469	1677	22	80	159	1160	.503	8	7	3837	218	53	39.6
1967	10	168	473	1546	16	116	202	1589	.574	11	14	3135	200	64	35.1
1968	10	220	518	1982	30	138	248	1720	.556	13	10	3702	334	55	39.9
1969	11	237	560	2122	33	145	272	1927	.533	12	7	4049	353	52	37.5
1970	11	240	571	2116	*35	160	284	2448	.563	15	15	4564	402	40	36.5
1971	11	269	582	2571	32	170	293	2327	.580	11	16	4898	343	46	34.0
1972	11	216	544	2033	20	128	273	1665	.469	9	17	3698	228	62	35.1
1973	11	173	586	2206	14	82	165	1029	.497	3	13	3235	124	63	36.7
1974	11	186	674	2898	31	40	96	619	.417	6	5	3517	285	54	39.4
1975	11	216	659	3523	33	53	116	837	.457	5	9	4360	305	37	43.0
1976	11	156	585	2364	22	38	104	666	.365	3	8	3030	220	65	43.1
1977	11	213	604	3011	30	98	194	1531	.505	13	12	4542	358	48	44.3
1978	11	241	677	3119	34	85	157	1148	.541	6	9	4267	326	55	40.4
1979	11	210	586	2428	17	122	191	1563	.639	11	9	3991	275	55	40.8
1980	11	192	592	2318	20	109	201	1377	.542	7	11	3695	238	54	43.3
1981	11	225	597	2553	20	132	249	1664	.530	11	13	4217	298	64	38.7
1982	11	236	644	2348	22	116	249	1837	.466	11	16	4185	275	61	41.0
1983	11	199	518	1506	13	141	260	1844	.542	9	9	3350	204	64	43.6
1984	11	210	640	2420	20	117	211	1686	.555	11	15	4106	253	51	43.8
1985	11	209	685	2922	29	61	120	1118	.508	7	4	4040	305	54	42.6
1986	11	221	668	2721	30	78	130	1226	.60	7	2	3947	303	54	*46.2
1987	12	240	*753	3196	31	72	126	940	.571	3	7	4136	283	60	39.3
1988	11	226	631	2714	31	90	180	1566	.500	5	5	4280	346	53	41.6
1989	11	261	680	3456	34	91	164	1470	.555	7	11	4926	358	38	37.1
1990	11	234	553	2112	14	124	245	1958	.506	18	10	4070	263	60	36.5
1991	11	176	538	2029	6	83	201	1016	.413	8	12	3045	160	68	42.2
1992	11	145	415	1131 (102.8, 11)	7	148	302	1528 (138.9, 10)	.490	6	12	2659 (241.7, 12)	172 (15.6, 11)	*76	40.5
1993	11	200	498	2123 (193.0, 5/33)	14	114	233	1354 (123.1, 10)	.489	6	10	3477 (316.1, 9/89)	165 (15.0, 11/98)	56	37.7
1994	11	197	513	1866 (170.0, 5)	12	132	249	1796 (163.3, 10)	.530	14	10	3662 (332.9, 9)	212 (19.3, 10)	56	39.1
1995	12	224	546	1855 (154.6, 5)	20	183	300	2206 (183.8, 8)	.610	12	11	4061 (338.4, 9)	274 (22.8, 8)	59	39.6
1996	11	193	486	1695 (154.0, 6)	15	127	263	1572 (142.9, 10)	.483	6	15	3267 (297.0, 9)	174 (15.8, 10)	69	40.3
1997	11	168	344	622 (56.6, 12)	7	177	370	2381 (216.5, 7/47)	.478	12	15	3003 (273.0, 12)	181 (16.5, 11)	71	41.3
1998	11	223	431	1665 (151.4, 6)	18	170	321	2668 (242.5, 4/32)	.530	26	8	4333 (393.9, 5/35)	359 (32.6, 3/21)	50	38.1
1999	11	201	363	1491 (135.5, 6/72)	16	204	371	2576 (234.2, 4/37)	.550	21	13	4067 (369.7, 6/61)	326 (29.6, 3/31)	51	39.3
2000	11	198	425	1653 (150.3, 5/53)	18	178	352	1916 (174.2, 11)	.506	14	15	3569 (324.5, 10/86)	264 (24.0, 7/168)	67	41.7
2001	11	198	494	1950 (177.3, 3/38)	23	133	268	1613 (146.6, 12/102)	.496	10	11	3563 (323.9, 12/97)	291 (26.5, 7/63)	67	42.5
2002	14	255	643	3065 (218.9, 1/12)	22	148	299	1885 (134.6, 12/109)	.495	18	13	4950 (353.6, 6/84)	370 (26.4, 6/66)	74	36.9
2003	13	273	626	3145 (241.9, 1/5)	34	167	304	2462 (189.4, 12/88)	.549	20	9	5607 (431.3, 2/24)	436 (33.5, 3/21)	54	39.3
2004	11	216	467	2061 (187.4, 2/22)	22	162	286	2316 (210.5, 5/62)	.566	19	13	4377 (397.9, 5/36)	328 (29.8, 3/33)	54	37.8
2005	11	208	481	2386 (216.9, 1/12)	19	150	280	1581 (143.7, 11/108)	.536	13	12	3967 (360.6, 6/66)	283 (25.7, 6/65)	50	41.8
2006	14	250	539	3199 (228.5, 1/4)	26	154	302	2093 (149.5, 11/108)	.510	23	18	5292 (378.0, 4/29)	404 (28.9, 3/31)	63	36.9
2007	13	273	625	*3725 (286.5, 1/4)	33	179	313	2125 (163.5, 11/112)	.572	24	11	5850 (450.0, 2/17)	*485 (37.3, 3/13)	61	40.0
2008	12	232	378	1362 (113.5, 10/97)	13	253	443	3115 (259.6, 2/23)	.571	19	18	4477 (373.1, 4/49)	263 (21.9, 7/91)	58	42.6
2009	13	254	395	1713 (131.8, 10/81)	23	247	439	3842 (295.5, 1/10)	.563	32	9	5555 (427.3, 3/20)	468 (36.0, 1/9)	65	37.8
2010	13	*291	421	1935 (148.8, 9/69)	22	*301	465	*4338 (333.7, 1/4)	*.647	*36	15	*6273 (482.5, 2/9)	474 (36.5, 2/17)	54	41.8
2011	13	279	412	1786 (137.4, 9/81)	25	299	*471	3909 (300.7, 1/13)	.635	26	7	5695 (438.1, 1/29)	478 (36.8, 1/15)	53	45.3
2012	12	253	367	1424 (118.7, 14/104)	12	272	459	3618 (420.2, 3/21)	.593	23	16	5042 (420.2, 6/49)	282 (23.5, 12/89)	54	44.7
2013	12	222	474	2504 (208.7, 21/2)	14	150	301	1783 (148.5, 116/14)	.498	15	11	4286 (357.2, 100/11)	248 (xx,xx/xx)	53	44.5

*Indicates all-time best



DEFENSE STATISTICS

Bowl game statistics not counted from 1947-2001. Bowl game statistics included from 2002-present. (averages, SEC/NCAA rank)

YEAR	G	1ST DN	RUSH ATT	RUSH YDS	TD	PASS CMP	PASS ATT	PASS YDS	PCT	TD	INT	TOT OFF	TOTAL POINTS	PNT	PUNT AVG
1947	10	135	—	1709	—	79	163	866	.485	—	—	2575	145	—	37.1
1948	10	114	431	1297	—	72	161	839	.447	—	15	2136	136	71	35.6
1949	10	152	452	1541	—	98	236	1407	.415	—	*32	2948	175	66	35.7
1950	10	122	491	1886	—	61	162	1068	*.377	—	13	2954	163	82	37.7
1951	10	*104	461	1226	—	80	186	1192	.430	—	13	2418	162	80	37.1
1952	10	196	604	2131	—	96	209	1599	.459	—	13	3730	282	43	34.7
1953	10	156	526	2102	—	73	144	958	.507	—	9	3060	161	53	34.6
1954	10	156	544	2260	—	48	122	*538	.393	—	17	2798	90	43	*33.8
1955	10	145	496	1785	—	58	149	797	.389	—	18	2582	115	58	37.9
1956	10	171	544	2066	—	87	185	964	.470	—	14	3030	155	47	36.6
1957	10	153	535	1880	—	70	144	976	.486	—	8	2856	134	69	38.9
1958	10	167	487	1836	—	103	210	1147	.490	—	12	2983	150	49	36.3
1959	10	139	446	1468	10	84	164	949	.512	3	10	2417	94	56	34.7
1960	10	122	432	1330	7	*54	*121	641	.446	3	12	1971	80	52	38.8
1961	10	106	428	1145	7	57	*121	629	.471	5	10	*1774	87	68	35.5
1962	10	121	382	907	9	95	199	1094	.477	5	11	2001	88	60	37.8
1963	10	129	421	1177	7	89	195	1032	.456	6	15	2209	96	63	37.0
1964	10	117	400	970	5	77	166	835	.464	3	15	1805	*57	69	37.1
1965	10	148	*355	*756	8	154	291	1700	.529	5	24	2456	104	61	38.2
1966	10	150	388	997	6	138	288	1507	.479	4	23	2504	73	63	39.3
1967	10	160	472	1415	14	117	230	1346	.509	6	15	2761	149	74	38.1
1968	10	204	430	1380	10	175	312	2083	.561	16	20	3473	187	51	38.5
1969	10	151	408	1202	—	138	297	1553	.465	3	13	2755	76	—	38.4
1970	11	170	503	1353	—	131	278	1585	.471	5	*32	2938	144	67	37.0
1971	11	140	479	1419	7	112	239	1334	.469	11	24	2753	155	*86	37.4
1972	11	176	580	2344	23	90	197	1270	.457	5	15	3614	227	70	37.2
1973	11	177	570	2208	18	103	190	1315	.542	2	10	3523	184	63	37.4
1974	11	169	554	2024	11	75	192	1082	.391	5	9	3106	164	61	39.3
1975	11	190	604	2086	11	87	197	1131	.442	3	10	3217	113	65	38.8
1976	11	186	536	1719	12	119	224	1562	.531	11	16	3281	204	66	41.3
1977	11	165	539	1741	10	98	227	984	.432	*1	17	2725	95	81	40.7
1978	11	156	468	1250	10	116	238	1435	.487	8	11	2685	137	82	41.9
1979	11	183	519	2162	7	103	220	1280	.468	4	13	3442	108	63	42.8
1980	11	192	556	2195	22	106	219	1407	.484	7	7	3602	221	71	36.8
1981	11	175	467	1429	11	145	282	1793	.514	10	17	3312	188	71	41.7
1982	11	135	420	1064	8	126	270	1670	.467	4	14	2734	115	83	41.9
1983	11	187	510	2033	15	124	238	1706	.521	7	13	3739	172	59	41.1
1984	11	156	417	1616	8	150	294	1883	.510	6	15	3219	138	65	39.8
1985	11	169	425	1278	*2	158	319	1983	.495	10	20	3261	129	65	41.5
1986	11	179	403	1441	10	171	321	1790	.533	6	22	3231	142	53	43.3
1987	12	208	393	1198	9	230	425	2677	.541	13	22	3875	199	61	38.2
1988	11	179	394	1010	12	203	340	2230	.597	9	21	3240	173	66	40.2
1989	11	206	377	1294	8	198	347	2395	.571	14	15	3689	199	55	40.0
1990	11	254	475	1996	17	190	286	2430	.664	23	6	4426	360	45	40.9
1991	11	217	467	1833	16	182	317	2175	.574	5	17	4008	179	53	37.2
1992	11	199	495	1905 (173.1, 9)	14	160	275	1720 (156.4, 4/33)	.582	7	17	3625 (329.5, 7/34)	209 (19.0, 7/37)	66	38.9
1993	11	223	463	1853 (168.5, 9/59)	13	171	302	2072 (188.4, 6/34)	.566	7	13	3925 (356.8, 10/45)	208 (18.9, 6/25)	48	39.1
1994	11	185	442	1634 (148.5, 9)	14	153	282	1929 (175.4, 4)	.543	10	6	3563 (323.9, 5/28)	213 (19.4, 6/27)	68	38.6
1995	12	236	424	1251 (104.3, 1/5)	15	225	392	2659 (174.5, 4)	.574	16	16	3910 (325.8, 5/27)	263 (21.9, 7/47)	61	38.8
1996	11	194	379	1131 (102.8, 2/12)	12	186	336	2505 (227.7, 12)	.554	21	11	3636 (330.5, 7/34)	267 (24.3, 10)	64	41.7
1997	11	210	419	1449 (131.8, 8/40)	12	190	348	2419 (219.9, 8)	.546	21	9	3868 (351.7, 10/47)	284 (25.6, 11)	59	38.2
1998	11	191	390	1050 (95.5, 3/7)	6	193	368	2320 (210.9, 6)	.524	14	17	3370 (306.4, 3/18)	182 (16.5, 3/13)	65	42.5
1999	11	187	392	1109 (100.8, 6/12)	14	180	340	2218 (201.6, 5)	.529	12	12	3354 (302.5, 4/17)	208 (18.9, 4/19)	66	42.2
2000	11	175	412	1530 (139.1, 9/746)	15	143	302	1683 (153.0, 1/2)	.474	14	10	3213 (292.1, 1/12)	258 (23.5, 8/48)	75	37.5
2001	11	208	420	1615 (148.7, 8/57)	13	193	357	2502 (227.5, 7/68)	.541	19	17	4117 (376.2, 9/62)	269 (24.5, 8/52)	60	39.7
2002	14	267	504	1590 (113.6, 2/18)	11	267	483	3283 (234.5, 12/83)	.553	17	19	4873 (348.1, 9/44)	277 (19.8, 6/26)	69	38.8
2003	13	249	505	2041 (157.0, 7/62)	14	213	399	2431 (187.0, 4/21)	.534	17	17	4472 (344.0, 5/36)	305 (23.5, 7/48)	66	39.2
2004	11	209	435	1983 (180.3, 8/82)	15	172	287	2386 (216.9, 11/65)	.599	18	6	4369 (397.2, 10/76)	270 (24.5, 8/50)	57	40.0
2005	11	202	403	1458 (132.5, 6/35)	13	171	336	2303 (209.4, 9/45)	.509	20	12	3761 (341.9, 9/34)	271 (24.6, 10/54)	63	40.2
2006	14	243	461	1604 (114.6, 4/33)	10	215	433	2591 (185.1, 7/36)	.497	20	16	4195 (299.6, 6/26)	256 (18.3, 5/24)	82	38.3
2007	13	271	503	2083 (160.2, 8/64)	18	220	484	2670 (205.4, 6/23)	.455	21	20	4753 (365.6, 8/46)	345 (26.5, 9/54)	82	38.2
2008	12	229	461	2049 (170.8, 12/90)	20	185	347	2453 (204.4, 10/54)	.533	22	11	4502 (375.2, 12/72)	374 (31.2, 12/93)	51	41.8
2009	13	267	501	1985 (152.7, 9/73)	15	239	404	3230 (248.5, 12/99)	.592	22	13	5215 (401.2, 12/89)	326 (25.1, 9/58)	63	39.4
2010	13	236	522	2114 (162.6, 10/71)	21	187	340	2409 (185.3, 6/20)	.550	13	11	4523 (347.9, 5/36)	304 (23.4, 7/47)	72	42.1
2011	13	244	505	2179 (167.6, 9/74)	21	232	407	2538 (195.2, 10/25)	.570	12	12	4717 (362.9, 9/47)	289 (22.2, 8/33)	84	40.0
2012	12	257	440	1489 (124.1, 5/19)	21	262	419	3430 (285.8, 14/113)	.625	24	6	4919 (409.9, 12/73)	365 (30.4, 12/81)	62	40.9
2013	12	266	458	2141 (178.4, 79/11)	21	231	356	2820 (235.0, 73/11)	.649	25	8	4961 (413.4, 76/9)	369 (30.8, 89/11)	19	13.2

*Indicates all-time best



LEADERS

NCAA LEADERS

Passing	Class	Games	Att.	Com.	Int.	Pct.	Yds.	TD
1939 Kay Eakin	Sr.	10	193	78	18	.404	962	5
Pass Receiving	Class	Games	No.	Yds.	TD			
1937 Jim Benton	Sr.	10	47	754	7			
Interception Returns	Class	No.	Yds					
1949 Jim Rinehart	So.	10	106					
Punting	Class	Games	No.	Yds.	TD			
1943 Harold Cox	Fr.	8	37	1518	41.0			
1980 Steve Cox	Sr.	11	47	2186	46.5			
1986 Greg Horne	Sr.	11	49	2313	47.2			

Punt Returns

1960 Lance Alworth	Jr.	18	307	17.1
1961 Lance Alworth	Sr.	28	336	12.0
1963 Ken Hatfield	Jr.	21	350	16.7
1964 Ken Hatfield	Sr.	31	518	16.7
Kick Scoring	Class	PAT	FG	TP
1970 Bill McClard	Jr.	50-51	10	80
Field Goals	Class	Games	FG	FGA
1979 Ish Ordonez	Jr.	11	18	1.64
1981 Bruce Lahay	Sr.	11	19	1.73
1988 Kendall Trainor	Sr.	11	24	2.18

1960 Lance Alworth	Jr.	18	307	17.1
1961 Lance Alworth	Sr.	28	336	12.0
1963 Ken Hatfield	Jr.	21	350	16.7
1964 Ken Hatfield	Sr.	31	518	16.7
Kick Scoring	Class	PAT	FG	TP
1970 Bill McClard	Jr.	50-51	10	80
Field Goals	Class	Games	FG	FGA
1979 Ish Ordonez	Jr.	11	18	1.64
1981 Bruce Lahay	Sr.	11	19	1.73
1988 Kendall Trainor	Sr.	11	24	2.18

SEC LEADERS

RUSHING

2003 Cedric Cobbs	110.0
2006 Darren McFadden	117.6
2007 Darren McFadden	140.8

PASSING

2009 Ryan Mallett	278.8
2010 Ryan Mallett	297.6
2011 Tyler Wilson	279.8
2012 Tyler Wilson	307.9

TOTAL OFFENSE

2009 Ryan Mallett	276.5
2011 Tyler Wilson	279.6

RECEIVING YARDS PER GAME

2011 Jarius Wright	93.1
2012 Cobi Hamilton	111.2

RECEPTIONS PER GAME

2012 Cobi Hamilton	7.5
--------------------	-----

QUARTERBACK SACKS (AVG.)

1995 Steven Conley	14
2006 Jamaal Anderson	14 (1.0)
2011 Jake Bequette	10 (1.0)

FIELD GOALS PER GAME

1998 Todd Latourette	1.70
----------------------	------

TACKLES FOR LOSS

1995 Steven Conley	23
--------------------	----

FORCED FUMBLES PER GAME

2011 Jake Bequette	0.5
--------------------	-----

PASSES BROKEN UP

2007 Michael Grant	20
--------------------	----

INTERCEPTIONS

1998 Zac Painter	5(T)
2005 Vickiel Vaughn	4(T)

YARDS PER RECEPTION

1998 Anthony Lucas	23.35
--------------------	-------

KICK RETURN AVERAGE

2005 Felix Jones	31.9
2007 Felix Jones	29.6

PUNT RETURN AVERAGE

2011 Joe Adams	16.9
----------------	------

ALL-PURPOSE RUNNING (AVG.)

2006 Darren McFadden	147.0
2007 Darren McFadden	177.7
2008 Michael Smith	141.4

SCORING (AVG.)

2006 Darren McFadden	98 (7.0)
----------------------	----------

PUNTING

2011 Dylan Breeding	45.28
---------------------	-------

PAT KICKING PERCENTAGE

2010 Zach Hocker	100.0
2012 Zach Hocker	100.0

SWC LEADERS

RUSHING YARDS

1945 John Hoffman	587
1962 Billy Moore	585
1965 Bobby Burnett	947
1969 Bill Burnett	900
1972 Dickey Morton	1188
1976 Ben Cowins	1162

RUSHING AVERAGE

1962 Billy Moore	4.5
1965 Bobby Burnett	4.1
1969 Bill Burnett	4.3
1976 Ben Cowins	6.3

PASSES ATTEMPTED

1939 Kay Eakin	193
1953 Lamar McHan	150
1971 Joe Ferguson	271

PASSES COMPLETED

1939 Kay Eakin	78
1953 Lamar McHan	78
1971 Joe Ferguson	160

NET YARDS PASSING

1935 Jack Robbins	1219
1937 Dwight Sloan	1074
1953 Lamar McHan	1107
1971 Joe Ferguson	2203

TD PASSES

1953 Lamar McHan	8
1971 Joe Ferguson	11

PASSING ACCURACY

1935 Jack Robbins	.625
1937 Dwight Sloan	.476
1953 Lamar McHan	.520
1971 Joe Ferguson	.590
1979 Kevin Scanlon	.662
1980 Tom Jones	.560
1986 Greg Thomas	.615
1988 Quinn Grovey	.633

TOTAL OFFENSE PLAYS

1939 Kay Eakin	312
1953 Lamar McHan	293

TOTAL OFFENSE YARDS

1939 Kay Eakin	1344
1953 Lamar McHan	1516
1971 Joe Ferguson	2242
1979 Kevin Scanlon	1460

PASS RECEIVING

1929 Wear Schoonover	33
1937 Jim Benton	47
1953 Floyd Sagely	30
1971 Mike Reppond	56
1984 James Shibest	51

TANDEM OFFENSE

1961 Lance Alworth	836
1969 Bill Burnett	947
1972 Dickey Morton	1274
1973 Dickey Morton	1326
1975 Jerry Eckwood	115.0*

INTERCEPTIONS

1954 George Walker	6
1955 Don Christian	4
1956 Gerald Nesbitt	4
1966 Gary Adams	7
1970 David Hogue	6
1971 Louis Campbell	7
1988 Patrick Williams	6

PUNTING

1937 Jack Robbins	39.4
1938 Kay Eakin	41.1
1939 Kay Eakin	38.3
1943 Harold Cox	41.0
1953 Lamar McHan	40.2
1955 Gerald Nesbitt	46.9
1975 Tommy Cheyney	43.0
1979 Steve Cox	43.8
1980 Steve Cox	46.5
1986 Greg Horne	47.2

PUNT RETURN YARDS

1953 Lamar McHan	233
1955 Don Horton	173
1960 Lance Alworth	307
1961 Lance Alworth	366
1962 Ken Hatfield	267
1963 Ken Hatfield	350
1964 Ken Hatfield	518
1965 Jack Brasuell	285
1966 Martine Bercher	375
1984 Bobby Joe Edmonds	294

KICKOFF RETURN YARDS

1944 Alton Baldwin	286
1945 Alton Baldwin	242
1946 Clyde Scott	170
1960 Lance Alworth	328
1961 Lance Alworth	300
1980 Derek Holloway	407
1982 Derek Holloway	21.7*

SCORING

1928 Bevo Beavers	84
1931 Homer Ledbetter	42
1962 Billy Moore	84
1967 David Dickey	96
1968 Bill Burnett	96
1969 Bill Burnett	120
1978 Ish Ordonez	78
1979 Ish Ordonez	80
1987 James Rouse	102

TOUCHDOWNS

1957 Gerald Nesbitt	7
1962 Billy Moore	14
1967 David Dickey	16
1968 Bill Burnett	16
1969 Bill Burnett	20

CONVERSIONS MADE

1960 Mickey Cissel	21
1971 Bill McClard	35

*based on per-game average

TEAM CONFERENCE LEADERS

TOTAL OFFENSE

SWC YEAR	GAMES	RUSH YARDS	PASS YARDS	TOTAL YARDS	AVG./GAME
1937	10	NA	NA	2,823	282.3
1962	10	2,412	1,158	3,570	357.0
1965	10	2,262	1,341	3,603	360.3
1971	11	2,571	2,327	4,898	445.3

SEC YEAR	GAMES	RUSH YARDS	PASS YARDS	TOTAL YARDS	AVG./GAME
2011	13	1,786	2,909	5,695	438.1

RUSHING OFFENSE

SWC YEAR	GAMES	ATTEMPTS	RUSH YARDS	AVG./GAME
1962	10	570	2,412	241.2
1965	10	515	2,262	226.2
1975	11	659	3,523	320.3
1985	11	685	2,922	265.6
1986	11	668	2,721	247.4
1989	11	680	3,456	314.2

SEC YEAR	GAMES	ATTEMPTS	RUSH YARDS	AVG./GAME
2002	14	643	3,065	218.9
2003	13	626	3,145	241.9
2005	11	481	2,386	216.9
2006	14	539	3,199	228.5
2007	13	625	3,725	286.5

PASSING OFFENSE

SWC YEAR	GAMES	ATTEMPTS	COMPLETIONS	PASS YARDS	AVG./GAME
1937	10	NA	NA	1,850	185.0
1970	11	286	160	2,448	222.5
1971	11	293	170	2,327	211.5

SEC YEAR	GAMES	ATTEMPTS	COMPLETIONS	PASS YARDS	AVG./GAME
2009	13	403	225	3,624	278.8
2010	13	465	301	4,338	333.7
2011	13	471	299	3,909	300.7

SCORING OFFENSE

SWC YEAR	GAMES	TOTAL POINTS	AVG. / GAME
1928	9	NA	27.9
1933	10	NA	20.6
1937	10	NA	18.6
1957	10	187	18.7
1960	10	179	17.9
1962	10	286	28.6
1964	10	221	22.1
1965	10	324	32.4
1966	10	218	21.8
1971	11	343	31.2

SEC YEAR	GAMES	TOTAL POINTS	AVG. / GAME
2009	13	468	36.0
2011	13	478	36.8

THIRD DOWN DEFENSE

SEC YEAR	GAMES	CONV	ATT	PERC
2010	13	62	185	.335

RED ZONE OFFENSE

SEC YEAR	GAMES	RED ZONE	PCT.	TDS	R/P	FG-AT
2004	11	35-40	.875	32	20/12	3-5
2009*	13	47-49	.959	35	19/16	12-14
2010	13	44-49	.898	34	17/17	10-10

TURNOVER MARGIN

SEC YEAR	GAMES	-- GAINED --			-- LOST --			MARG	PER/G
		FUM	INT	TOT	FUM	INT	TOT		
2002	14	17	19	36	6	13	19	+17	1.21
2003	13	16	17	33	13	9	22	+11	0.85

TOTAL DEFENSE

SWC YEAR	GAMES	RUSH YARDS	PASS YARDS	TOTAL YARDS	AVG./GAME
1960	10	1,330	641	1,971	197.1
1962	10	907	1,094	2,001	200.1
1964	10	970	835	1,805	180.5
1966	10	997	1,507	2,504	250.4
1967	10	1,415	1,346	2,761	276.1
1970	11	1,353	1,585	2,938	267.1
1971	11	1,419	1,334	2,753	250.3
1982	11	1,064	1,670	2,734	248.5
1984	11	1,336	1,883	3,219	292.6

SEC YEAR	GAMES	RUSH YARDS	PASS YARDS	TOTAL YARDS	AVG./GAME
2000	11	1,530	1,683	3,213	292.1

RUSHING DEFENSE

SWC YEAR	GAMES	ATTEMPTS	RUSH YARDS	AVG./GAME
1951	10	461	1,226	122.6
1962	10	382	907	90.7
1965	10	355	756	75.6
1966	10	388	997	99.7
1968	10	430	1,380	138.0
1971	11	479	1,419	129.0
1982	11	420	1,064	96.7
1985	11	425	1,278	116.2
1987	12	393	1,198	99.8
1988	11	394	1,010	91.8

SEC YEAR	GAMES	ATTEMPTS	RUSH YARDS	AVG./GAME
1995	12	424	1,251	104.3

PASSING DEFENSE

SWC YEAR	GAMES	ATTEMPTS	COMPLETIONS	PASS YARDS	AVG./GAME
1954	10	122	48	538	53.8
1961	10	121	57	629	62.9
1977	11	227	98	984	89.5

SEC YEAR	GAMES	ATTEMPTS	COMPLETIONS	PASS YARDS	AVG./GAME
2000	11	302	143	1,683	153.0

SCORING DEFENSE

SWC YEAR	GAMES	TOTAL POINTS	AVG. / GAME
1954	10	90	9.0
1964*	10	57	5.7
1965	10	104	10.4
1966	10	73	7.3
1969	10	76	7.6
1977	11	95	8.6
1982	11	115	10.5
1984	11	138	12.5
1985	11	129	11.7
1986	11	142	12.9
1988	11	173	15.7

KICKOFF RETURNS

SEC YEAR	GAMES	RET.	YARDS	TDS	AVG.
2005*	11	33	965	1	29.2

PUNTING

YEAR	GAMES	PUNTS	YARDS	AVG./PUNT
2012	12	54	2416	44.7

PUNT RETURNS

SEC YEAR	GAMES	RET.	YARDS	TDS	AVG.
2010	13	20	311	1	15.6

PAT KICKING

YEAR	GAMES	MADE	ATT.	PCT.
2012	12	33	33	100.0

*NCAA Leader

OPPONENT RECORDS

OFFENSIVE – INDIVIDUAL

Most Rushing Attempts: 41, Travis Stephens, Tennessee, 2001
 Most Net Yards Rushing: 281, Tony Temple, Missouri, 2008*
 Most Touchdown Runs: 4, Tony Temple, Missouri, 2008*
 Most Passes Attempted: 67, Tim Couch, Kentucky, 1998;
 Kolton Browning, ULM, 2012
 Most Passes Completed: 47, Tim Couch, Kentucky, 1998
 Most Yards Passing: 499, Tim Couch, Kentucky, 1998
 Best Pass Completion Percentage: .895 (17–19), Jason Campbell,
 Auburn, 2004
 Most Passes Had Intercepted: 8, Gary Carter, SMU, 1970
 Most Touchdown Passes Thrown: 7, David Klingler, Houston, 1990
 Most Passes Caught: 17, Willie Gosha, Auburn, 1995
 Most Yards Gained Receiving: 222, Willie Gosha, Auburn, 1995
 Best Yards Per Catch Average: 30.3 (4–121) David Yaege,
 North Texas, 1971
 Most Touchdown Passes Caught: 3, Don Ellis, Texas A&M, 1952;
 Emanuel Tolbert, SMU, 1976; Reidel Anthony, Florida, 1996;
 Cedrick Wilson, Tennessee, 2000; J. Armstead, Ole Miss, 2001
 Most Total Offensive Plays: 83, Kolton Browning, ULM, 2012
 Most Total Offensive Yards: 557 (104 rushing, 453 passing),
 Johnny Manziel, Texas A&M, 2012
 Most Punts: 14, Eddie Hare, Tulsa, 1978
 Most Yards Punting: 578, Eddie Hare, Tulsa, 1978
 Best Punting Average: 55.5 (2–111), Brian Diehl, Alabama, 1993
 Most Punt Returns: 8, Robert Dunn (58 yards), Auburn, 2007
 Most Punt Return Yards: 125, Marquis Maze, Alabama, 2011
 Most Arkansas Passes Intercepted: 4, Jack Boring, Texas A&M, 1952
 Most Yards Gained on Arkansas Passes Intercepted: 98, Eric Berry
 (2 interceptions), Tennessee, 2007
 Most Kickoff Returns: 9, Johnny Sears (200 yards),
 Eastern Michigan, 2009
 Most Kickoff Return Yards: 225, Chris Gulliver (8 returns),
 South Carolina, 2007
 Most Touchdowns Responsible For: 6, Eli Manning, Ole Miss, 2001
 Most Points Responsible For: 36, Eli Manning, Ole Miss, 2001
 Most Extra Points Made: 9, Alex Walls, Tennessee, 2000
 Most Field Goals Attempted: 7, Abby Daigle, Oklahoma State, 1974
 Most Field Goals Made: 5, Jeff Ward, Texas, 1985; Brian Hazelwood,
 Mississippi State, 1998; Dan Nystrom, Minnesota, 2002
 Longest Rushing Play: 97, John Avery, Ole Miss, 1997
 Longest Passing Play: 99, Gino Torretta to Horace Copeland,
 Miami, 1991
 Longest Punt Return: 92, Fred Jacob, Rice, 1942; Tyrann Mathieu,
 LSU, 2011
 Longest Kickoff Return: 100, Anthony Davis, Southern Cal, 1974;
 Arthur Washington, SMU, 1974; Deuce McAllister, Ole Miss,
 1999; Marlon McClure, UTEP, 2010
 Longest Punt: 88, Larry Isbell, Baylor, 1950
 Longest Field Goal: 58, Russell Erxleben, Texas, 1977

*2008 Cotton Bowl


OFFENSIVE – TEAM

Most First Downs: 34, Baylor, 1983
 Most First Downs Rushing: 26, Texas, 1970
 Most First Downs Passing: 22, ULM, 2012 ; Texas A&M, 2012
 Most Rushing Attempts: 90, Texas, 1970
 Most Net Yards Rushing: 505, Rice, 1953
 Fewest Yards Lost Rushing: 0, Hardin–Simmons, 1958; Tulsa, 1962
 Most Passes Attempted: 68, ULM, 2012
 Most Passes Completed: 47, Kentucky, 1998
 Most Yards Passing: 499, Kentucky, 1998
 Most Touchdown Passes Thrown: 7, Houston, 1990
 Most Total Offensive Plays: 103, Kentucky, 2003; ULM, 2012
 Most Total Offensive Yards: 736, Southern California, 2005
 Most Punts: 14, Tulsa, 1978
 Most Yards Punting: 578, Tulsa, 1978
 Fewest Punts: 0, Northwestern (La.) State, 1947
 Fewest Punt Yards: 0, Northwestern (La.) State, 1947
 Most Punt Returns: 8, Auburn (58 yards), 2007
 Most Punt Return Yards: 125, Alabama, 2011
 Most Kickoff Returns: 11, North Texas (215 yards), 2007
 Most Kickoff Return Yards: 271, UTEP (10 returns), 2010
 Most Points: 103, Oklahoma, 1918
 Most Extra Points Attempted and Made: 10, Southern California, 2005
 Most Field Goals Attempted: 7, Oklahoma State, 1974
 Most Field Goals Made: 5, Texas, 1985; Mississippi State, 1998;
 Minnesota, 2002

DEFENSIVE – TEAM

Fewest Arkansas First Downs: 3 vs. Baylor, 1958
 Fewest Arkansas First Downs Rushing: 0 vs. Florida, 1997
 Fewest Arkansas First Downs Passing: 0, 14 times
 (Last time vs. SMU, 1991)
 Fewest Arkansas Rushing Attempts: 19 at Alabama, 2011;
 vs. Rutgers, 2012
 Fewest Arkansas Net Rushing Yards: –56 vs. Florida, 1997
 Most Arkansas Yards Lost Rushing: 84 vs. Florida, 1997
 Fewest Arkansas Passes Attempted: 0 vs. Oklahoma State, 1976
 Fewest Arkansas Passes Completed: 0, Five times
 (Last time vs. Texas A&M, 1991)
 Most Arkansas Passes Intercepted: 8 vs. SMU, 1951
 Most Opponent Yards Gained on Arkansas Passes Intercepted:
 132 vs. Tennessee (3 interceptions), 2007
 Fewest Arkansas Yards Passing: –11 vs. USC, 1974
 Fewest Arkansas Total Offensive Plays: 26 vs. Texas, 1947
 Fewest Arkansas Total Offensive Yards: 42 vs. UCLA, 1988 (21 rush,
 21 pass)

1964 NATIONAL CHAMPIONSHIP



PLAYERS LEFT TO RIGHT— FIRST ROW: 1.Gary Robinson; 2.Ronnie Mac Smith; 3.Tom McNelly; 4.Fred Marshall; 5.Jerry Welch; 6.Jim Finch; 7.Dick Hatfield; 8.Ken Hatfield; 9.Jim Lindsey; 10.Johnny Majors. SECOND ROW: 11.Bill Ferrell; 12.Randy Stewart; 13.Jerry Jones; 14.Mike Jordan; 15.Tommy Sain; 16.Bobby Roper; 17.Jim Williams; 18.Larry Watkins; 19.Loyd Phillips; 20.Bobby Burnett; 21.Lee Johnson; 22.Melvin Gibbs; 23.Melvin Ray Hines; 24.Mike Bender; 25.Jim Mackenzie. THIRD ROW: 26.Lon Ferrell; 27.Merv Johnson; 28.Eddie Woodlee; 29.Martine Bercher; 30.Dick Cunningham; 31.Harry Jones; 32.Jimmy Johnson. FOURTH ROW: 33.Bobby Nix; 34.Richard Trail; 35.Tommy Burnett; 36.Guy Jones; 37.Joe Black; 38.Bill Gray; 39.Claud Smithey; 40.Jackie Brausuell; 41.Stu Berryhill; 42.Bobby Crockett; 43.Charles Daniel

Without question, the proudest moment in the history of Arkansas Razorback football is the 1964 national championship. Head coach Frank Broyles led his '64 team to an undefeated 10–0 regular season record and a 10–7 Cotton Bowl victory over Nebraska.

The 1964 national championship was historic not so much for who won but for when the title was awarded.

In 1964, seven different entities named a mythical national champion. The two most notable polls to fans at the time – The Associated Press and the United Press International – did not wait until after the bowl games to award their champion. Because of that, Alabama was named the national champ by the AP, UPI and Litkenhous groups. However, the Crimson Tide went on to lose 21–17 to Texas in the Orange Bowl and finish 10–1 on the year.

Arkansas remained the only undefeated team in the country at 11–0 with its victory over Nebraska. Two groups who waited until after the bowl games to name their champion – The Football Writers Association of America and the Helms Athletic Foundation – named Frank Broyles' Razorbacks as national champs. Notre Dame and Michigan also were honored by lesser known polls. Both the AP (1965) and UPI (1974) eventually changed their procedure, choosing to wait until after the bowls to announce their final polls.

1964 GAME-BY-GAME

Arkansas 14, Oklahoma State 10 | Sept. 19, 1964 • Little Rock, Ark.

- The Hogs earned 235 yards rushing including touchdown runs by Jim Lindsey and Bobby Burnett.
- Arkansas staged a 64-yard game-winning drive in the third quarter to secure the victory.

Arkansas 31, Tulsa 22 | Sept. 26, 1964 • Fayetteville, Ark.

- Arkansas scored 31 straight points after trailing 14–0 midway through the first quarter.
- UA All-American linebacker Ronnie Caveness returned an interception for a touchdown and recovered a fumble in the win.

Arkansas 29, TCU 6 | Oct. 3, 1964 • Fort Worth, Texas

- The Razorbacks intercepted TCU six times in the victory including two thefts by defensive halfback Bill Gray.
- UA quarterback Fred Marshall threw for 157 yards and scored a touchdown rushing.

Arkansas 17, Baylor 6 | Oct. 10, 1964 • Little Rock, Ark.

- Arkansas racked up 342 yards of total offense.
- The Hogs collected six Baylor turnovers including three interceptions and three fumble recoveries.

Arkansas 14, Texas 13 | Oct. 17, 1964 • Austin, Texas

- Ken Hatfield's 81-yard punt return for a touchdown set the tone for the UA victory.
- UA linebacker Ronnie Caveness tallied 25 tackles against the Longhorns.

Arkansas 17, Wichita State 0 | Oct. 24, 1964 • Little Rock, Ark.

- Arkansas blanked the Shockers in the first of its school-record-tying five straight shutouts.
- Quarterback Fred Marshall ran for a score and passed to Jim Lindsey for another in the win.

Arkansas 17, Texas A&M 0 | Oct. 31, 1964 • College Station, Texas

- The UA defense limited Texas A&M to seven yards rushing in the final 30 minutes of the game.
- UA offensive halfback Jack Brasuell scored twice on the ground in the win over the Aggies.

Arkansas 21, Rice 0 | Nov. 7, 1964 • Fayetteville, Ark.

- Rice snapped the ball in UA territory on only one play the entire game.
- Harry Jones returned an Owls' errant pass for a 35-yard touchdown.

Arkansas 44, SMU 0 | Nov. 14, 1964 • Fayetteville, Ark.

- Arkansas racked up 340 yards in total offense
- Ken Hatfield essentially cemented his national punt return crown by returning a punt 78 yards for a touchdown against the Ponies.

Arkansas 17, Texas Tech 0 | Nov. 21, 1964 • Lubbock, Texas

- The Razorbacks tied a school record with their fifth straight shutout.
- Bobby Roper blocked two Texas Tech field goal attempts and recovered a fumble in the regular season finale against the Red Raiders.

Arkansas 10, Nebraska 7 | January 1, 1965 • Cotton Bowl • Dallas, Texas

- The Hogs' victory coupled with a loss by Alabama in the Orange Bowl established Arkansas as the only undefeated team in the nation. Both The Football Writers Association of America and the Helms Athletic Foundation voted Arkansas the 1964 national champion.
- Arkansas trailed 7–3 before mounting an 80-yard scoring drive in the fourth quarter to secure the win and the national crown.

ALL-AMERICANS

**PR/AP Joe Adams****2011 PFW, FWAA, TSN 1st/AP, SI, WC, PS 2nd**

A consensus All-American and winner of the inaugural Johnny "The Jet" Rodgers National College Football Return Specialist Award, Adams led the NCAA and tied the SEC single-season record with four punt return touchdowns on his way to also earning SEC Special Teams Player of the Year.

His average of 16.89 yards per punt return led the SEC and ranked second in the country. He finished his career with five punt return touchdowns, which tied for the third-highest total in SEC history, and an average of 15.83 yards per punt return, second all-time at UA.

**QB Lance Alworth****1961 FWAA 1st**

In 1961, he led the team in rushing (110 carries, 516 yards), receiving (18-320), punt returns (28-336) and kickoff returns (13-300). Alworth became a first round draft pick, going to the San Francisco 49ers and was eventually enshrined into the Pro Football Hall of Fame. In

2005, he was inducted into the SBC Cotton Bowl Hall of Fame.

**OT Shawn Andrews****2002 AFCA, FWAA, TSN, CNNSI.com, ESPN.com, CollegeFootballNews.com 1st 2003 AFCA, AP, CFN, ESPN.com, FWAA, TSN, CNNSI.com, WC 1st**

A finalist for the Outland Trophy and Lombardi Award as a junior, he was also named the SEC's 2003 Offensive Player of the Year by College Football News and won the Jacobs

Trophy (SEC's top blocker) for the second straight season after helping UA lead the SEC and rank fifth in the nation in rushing (241.9). In 2002, he became the first sophomore in UA history to earn first-team All-America honors.

**OG Jim Barnes****1968 AP 1st**

A captain in 1968, he helped lead his squad to a 10-1 record and a share of the SWC championship. A first-team All-SWC selection, he was also named to UA's all-decade team.

**E Jim Benton****1937 NANA 1st/ChP 2nd/AP, CP 3rd**

One of UA's earliest All-Americans, Jim Benton led the Hogs to a record of 6-2-2 and a No. 14 final ranking by AP in 1937. He is a member of UA's all-century team. He had 48 receptions for 814 yards and seven TDs in '37.

**S Martine Bercher****1966 AFCA, UPI 1st**

He helped lead the Hog defense to a season that saw them give up just 73 points on their way to an 8-2 season and No. 13 final ranking by UPI. He made 30 tackles with three interceptions.

**C Rodney Brand****1969 AP, FWAA, WC 1st**

A captain, he helped the Razorbacks post a 9-2 record, finish second in the SWC and play in the Sugar Bowl against Ole Miss.

**OG/DT Bud Brooks****1954 AFCA, AP, FWAA, WC 1st**

Not only was he an All-American, he also won the 1954 Outland Trophy. He helped the Hogs win the SWC championship with an 8-3 record and earn a trip to the 1955 Cotton Bowl against Georgia Tech. He also was the MVP of the south team in the Senior Bowl.

**DT Dick Bumpas****1970 AP 1st**

He grounded the defense on a team that went 9-2 and finished second in the SWC. He recorded 53 tackles for the league's top defense (267 yards per game) and was the MVP of the Blue-Gray Game.

**OG Brandon Burlsworth****1998 Football News 1st/AP 2nd**

The guard helped the Razorback offense to 4,333 yards and a school-record 26 passing touchdowns in 11 games as the Hogs went 9-3 and played in the Citrus Bowl.

**LB Ronnie Caveness****1963 Football News 1st****1964 AFCA, AP, FWAA, NEA, TSN 1st**

A member of the 1964 national championship team, Caveness led the Hogs with 155 tackles. He also holds the school's top two spots for tackles in a game - 29 vs. Texas in 1963 and 25 vs. Texas in 1964. He had 154 tackles in 1963 and 155 in '64.

**NG Tony Cherico****1987 AFCA 1st**

A team captain, he helped the '87 Hogs lead the SWC in rush defense, allowing only 99.8 yards per game on their way to a 9-4 season. He had 67 tackles with four tackles for loss.

**E Bobby Crockett****1965 FWAA 1st**

A year following the national championship, he helped lead the Hogs to a near perfect record and the SWC crown. The Razorbacks' (10-1, 7-0) only loss came in the Cotton Bowl.

**E Chuck Dicus****1969 AFCA 1st****1970 AFCA, AP, WC 1st**

Arkansas' second two-time All-American, he hauled in 42 passes for 688 yards and four scores in 1969, and in 1970 caught 38 passes for 577 yards and four scores.

**DE Ron Faurot****1983 UPI 1st**

A team captain, he led the team in sacks and tackles for loss. Seven times he drug opposing quarterbacks to the ground and he finished the year with 61 tackles, including 10 tackles for 52 lost yards.

**OG Robert Felton****2007 AP, Rivals, PS 2nd**

Also a first-team All-SEC selection by AP, the league's coaches, Rivals and Phil Steele College Football, the Houston native played guard, center and tackle. He helped Arkansas lead the SEC and rank fourth in the nation in rushing (286.5), rank 17th in total offense (450.0) and 13th in scoring (37.3). The total offense and scoring averages, and 3,750 rushing yards set school records, along with a 5.96 yards-per-carry average.

**WR Cobi Hamilton****2012 AP, PS 3rd**

He produced the greatest season by an Arkansas receiver and one of the best seasons in SEC history in 2012, breaking UA records with 90 catches, tied for the fourth-highest single-season total in SEC history, and 1,335 yards, the fourth-best season in SEC history, and also set a UA single-season mark with five 10-catch games. His average of 111.3 receiving yards per game, seventh-best in SEC history, led the conference and ranked fifth in the NCAA. He also topped the SEC and tied for 14th in the country with an average of 7.5 catches per game.

**FS Ken Hamlin****2002 CollegeFootballNews.com 1st**

Despite playing only three years, he ended his career as UA's all-time tackles leader with 381, making 159 during his junior season of 2002 with 11 passes broken up, four interceptions and five tackles for loss.

YEAR-BY-YEAR ALL-AMERICANS

1929	E Wear Schoonover
1936	QB Jack Robbins
1937	E Jim Benton
1948	TB Clyde Scott
1954	OG/DT Bud Brooks
1959	B Jim Mooty
1960	LB Wayne Harris
1961	B Lance Alworth
1962	QB Billy Moore
1963	LB Ronnie Caveness
1964	LB Ronnie Caveness
1965	E Bobby Crockett
	T Glen Ray Hines
	T Loyd Phillips
1966	S Martine Bercher
	T Loyd Phillips
1968	OG Jim Barnes
1969	C Rodney Brand
	E Chuck Dicus
	LB Cliff Powell
1970	DT Dick Bumpas
	E Chuck Dicus
	DE Bruce James
	K Bill McClard
1971	K Bill McClard
1976	K/P Steve Little
1977	K/P Steve Little
	OG Leotis Harris
1978	DT Dan Hampton
	DT Jimmy Walker
1979	OT Greg Kolenda
	K Isu Ordenez
1981	K/P Bruce Lahay
	DE Billy Ray Smith Jr.
1982	OG Steve Korte
	DE Billy Ray Smith Jr.
1983	DE Ron Faurot
1986	P Greg Horne
1987	NG Tony Cherico
1988	DT Wayne Martin
	K Kendall Trainor
1989	OT Jim Mabry
1998	OG Brandon Burlsworth
1999	FS Kenoy Kennedy
	SE Anthony Lucas
2001	LB Jermaine Petty
2002	OT Shawn Andrews
	FS Ken Hamlin
2003	OT Shawn Andrews
2005	KR Felix Jones
2006	C Jonathan Luigs
	RB Darren McFadden
	OG Stephen Parker
	OT Tony Ugoh
2007	OG Robert Felton
	RB/KR Felix Jones
	C Jonathan Luigs
	RB Darren McFadden
2010	TE D.J. Williams
2011	PR/AP Joe Adams
2012	WR Cobi Hamilton
2013	C Travis Swanson

ALL-AMERICANS



DT Dan Hampton
1978 AFCA 1st

A 2002 Pro Football Hall of Fame inductee, he helped the Hogs reach the Fiesta Bowl and earn a No. 10 final ranking by UPI. He made 98 tackles, including 70 solo stops, with 18 tackles for loss.



OG Leotis Harris
1977 AFCA, AP, WC 1st

He helped the Razorback offense defeat 11 of its 12 opponents, including a 31-6 victory over No. 2 Oklahoma in the Orange Bowl. UA finished the year ranked No. 3 nationally by both AP and UPI.



LB Wayne Harris
1960 FWAA 1st

The senior captain helped the Hogs go 8-3 and win the SWC championship while making a school-record 174 tackles with five pass deflections in 1960.



T Glen Ray Hines
1965 AFCA, AP, FWAA, WC 1st

The offensive tackle helped the Razorbacks not only win the national title in 1964, but also finish 10-1 and win the SWC in 1965.



P Greg Horne
1986 AFCA 1st

Horne helped the Hogs to a 9-3 record and an Orange Bowl berth. Horne kicked the ball 49 times for 2,313 yards, a school-record average of 47.2 yards per punt.



DE Bruce James
1970 FWAA 1st

He helped the Hogs to a 9-2 record and a No. 11 final ranking by AP. James was an end on a team that won nine straight games and a key member of a defense that led the Southwest Conference in total defense with 267 yards allowed per game.



KR/RB Felix Jones
2005 CollegeFootballNews.com 1st
2007 WC, PS, Rivals 1st/AP 3rd

A first-team All-American as a kick returner, he led the SEC, was fourth in the nation and set a school record with 652 yards on 22 kickoff returns (29.6) with two touchdowns. He also rushed for 1,162 yards and 11 touchdowns on 133 carries (8.7) to rank fifth in the SEC and earn AP All-America honors as an all-purpose back. The SEC Special Teams Player of the Year, he was first-team All-SEC after ranking second in the league with 1,990 all-purpose yards (153.1). In 2005, he became the first freshman in school history to earn All-America honors when he was honorable mention by SI.com and a freshman All-American by Scout, Rivals (2nd team, KR) and The Sporting News (2nd, KR). Second-team All-SEC, he led the league and was second in the nation with a school-record 31.9-yard average on 17 kickoff returns (543 yards). He was 10th in the SEC in rushing (626 yards, 56.9) with three TDs on 99 carries, and fifth with 116.4 all-purpose yards per game (1,280).



FS Kenoy Kennedy
1999 AP 3rd

Kennedy had team highs of 98 tackles and 10 passes broken up on a squad that went 8-4, ended the year ranked No. 17 by AP and defeated Texas in the 2000 Cotton Bowl.



OT Greg Kolenda
1979 AFCA, AP, FWAA, WC 1st

The 1979 squad went 10-2, ranked No. 8 in the nation by AP, was the SWC co-champions and played in the Sugar Bowl. His pass blocking helped UA complete a school-record 63.9 percent of its passes.



OG Steve Korte
1982 AFCA, AP, FWAA, TSN 1st

Korte helped the Hogs to a 9-2-1 record, a No. 8 final ranking by UPI and a win over Florida in the Bluebonnet Bowl. UA rushed for more than 2,300 yards and 22 touchdowns.



K/P Bruce Lahay
1981 FWAA 1st

Lahay punted the ball 63 times for 2,436 yards, an average of 38.7 yards per try. When it came to splitting the uprights he was no slouch either, making 19 of 24 field goals (.792).



K/P Steve Little
1976 AFCA 1st
1977 AP, FWAA, TSN 1st

He has the two longest field goals in UA history (67 yards vs. Texas, 1977; 61 yards vs. Tulsa, 1976) and is the career leader for kick scoring (280 points). Little also handled punting duties with 63 attempts for 2,797 yards (44.4) in 1976 and 48 tries for 2,127 yards (44.3) in 1977. He made 19 of 30 field goals in '77.



SE Anthony Lucas
1999 AP 3rd

He led the Hogs with 37 catches for 822 yards in a year that saw the team go 8-4 and defeat Texas in the Cotton Bowl. Lucas left UA with the career mark for receiving yards (2,879) and ranking second in touchdowns (23), and fourth in receptions (137).



C Jonathan Luigs
2006 AP 3rd
2007 FWAA, CBS SL, CFN, PS, Rivals, TSN, WC 1st/AP 2nd

The Rimington Trophy award winner as the nation's best center, he also won the Jacobs Trophy as the SEC's top blocker and was first-team All-SEC by AP, the league's coaches and several other outlets. He helped Arkansas lead the SEC and rank fourth in the nation in rushing (286.5), rank 17th in total offense (450.0) and 13th in scoring (37.3). The total offense and scoring averages, and 3,750 rushing yards set school records, along with a 5.96 yards per carry average. A Rimington Trophy finalist as a sophomore in 2006, he was an AP third-team All-American and first-team All-SEC. He helped Arkansas lead the SEC and rank fourth in the nation in rushing (228.5), rank 29th in the nation in total offense (378.0) and 31st in scoring (28.9).



OT Jim Mabry
1989 AFCA, AP, WC 1st

He played for a Razorback squad that went 10-2, finished ranked No. 13 and won the SWC title. During the year, Mabry and his line helped the Hogs' offense average an astounding 453 yards per game.



DT Wayne Martin
1988 AP, FWAA, TSN 1st

His career found him tied for third in tackles for loss with 37. He also owns the school record for sacks in a game (five) against Ole Miss and the record for sacks in a career with 25.5. He had team highs with 18 tackles for loss and 13 sacks in '88 while making 68 total tackles.



K Bill McClard
1970 AFCA 1st
1971 FWAA, TSN 1st

He nailed 50 of 51 PATs in 1970 and 35 of 38 in 1971. His 1970 mark was a school record for both attempts and makes. He left as the all-time leader in career extra point attempts and makes (125-133). In addition, he had three of the longest field goals in school history, making attempts from 60 yards (vs. SMU, 1970), 53 (vs. Wichita State, 1970) and 52 (vs. California, 1971). He was 10 of 15 in 1970 and 12 of 22 in '71.



RB Darren McFadden
2006 AFCA, AP, CBS SL, Rivals.com, SI.com, PFW, Scout.com, WC 1st
2007 AFCA, AP, CBS SL, CFN, PS, PFW, Rivals, TSN, WC 1st

The Doak Walker Award winner as the nation's top running back and the runner-up for the Heisman Trophy for the second straight year, he was the Walter Camp and The Sporting News national player of the year, and the SEC's Offensive Player of the Year in 2007. He set a school record in leading the SEC and ranking fourth in the nation with 1,830 yards rushing (140.8) and 10 100-yard games along with 16 touchdowns. He also led the league and was 12th in the nation with 2,310 (177.7) all-purpose yards. He set season and single-game records (355 vs. South Carolina) for all-purpose running. As a sophomore, he was the national player of the week three times on the way to what was then a school-record 1,647 rushing yards with 14 touchdowns. He was 6-of-11 passing for 123 yards and four touchdowns as a junior and 7-of-9 for 69 yards and three scores as a sophomore. As a sophomore, he led the SEC in rushing (117.6), scoring (98, 7.0) and all-purpose running (2,058, 147.0), ranking sixth in the nation in all-purpose running and 10th in rushing.

ALL-AMERICANS



QB Billy Moore
1962 FWAA 1st

He led the Hogs in both passing and rushing in 1962. His 131 attempts for 585 yards on the ground and 51 of 91 passing attempts for 673 yards through the air gave him 1,258 yards of total offense and a combined 19 touchdowns.



B Jim Mooty
1959 AP 1st/NEA 3rd

He had 93 carries for 519 yards and five touchdowns on a team that went 9-2, was co-champion of the SWC, ended the season ranked No. 9 and played in the Gator Bowl.



K Ish Ordenez
1979 UPI 2nd

Ordenez was one of the most consistent scoring machines in the country in 1979. He led the country with 18 field goals and topped the SWC with 80 points. During the 1979 season, he established a national record by connecting on 16 straight field goals. His effort helped the Razorbacks to a 10-2 record, a No. 8 national ranking by the AP and a share of the SWC championship.



OG Stephen Parker
2006 TSN 2nd

Also a second-team All-SEC pick, he signed a free-agent contract with the Miami Dolphins. He helped Arkansas lead the SEC and rank fourth in the nation in rushing (228.5), rank 29th in the nation in total offense (378.0) and 31st in scoring (28.9). UA's total of 3,199 rushing yards was the third-best season total in school history, and the Hogs set a school record with 5.94 yards per carry. The total of 5,292 yards of total offense is the second-best mark in school history.



LB Jermaine Petty
2001 AAFF, AFCA 1st

He finished his career as the No. 4 tackler in a season with 140. Petty was also named the Bronko Nagurski Player of the Week two times. His biggest stop came on a two-point conversion attempt at Ole Miss when his tackle gave UA the 58-56, seven-overtime victory in the longest game ever played.



T Loyd Phillips
1965 AFCA, AP, WC 1st
1966 AFCA, AP, FWAA, TSN, WC 1st

His most significant achievement was winning the Outland Trophy for the most outstanding lineman in college football. Phillips finished his career with 304 tackles, including a 22-tackle performance against Tulsa. He made 100 stops in '65 and 97 in '66.



LB Cliff Powell
1969 AFCA 1st

A three-year letterman, he held the school record for tackles in a career (367) from 1969 through the end of the 2002 season. His senior campaign saw him make 134 tackles to break the previous record by 10 (Ronnie Caveness).



QB Jack Robbins
1936 AABF

Also a first-team All-Southwest Conference selection in 1936, he produced 3,253 yards of total offense from 1935-37. He led Arkansas to a 7-3 finish, a SWC title and a No. 18 final ranking. He was 198-of-386 for 2,553 yards with 19 touchdowns and 32 interceptions in his career. He was also All-SWC in basketball in 1938.

Legend

AABF - All-America Board of Football
AAFF - All-American FB Foundation
AFCA - American FB Coaches Assoc.
AP - Associated Press
CBS SL - CBS Sportsline.com
CFN - College Football News
ChP - Charles Parker
CP - Central Press
FN - Football News
FWAA - Football Writers Assoc. of America
GR - Grantland Rice
INS - International News Service
NANA - North American Newspaper Alliance
NEA - Newspaper Enterprise Association
NYS - New York Sun

PFW - Pro Football Weekly
PS - Phil Steele College Football
SI - Sports Illustrated
TSN - The Sporting News
UPI - United Press International
WC - Walter Camp Foundation

Note: The American Football Coaches Association, *The Sporting News* and *Pro Football Weekly* select only a first team; the Associated Press selected only a first team until 1995; INS merged with United Press in 1958 to form UPI; ChP is Charles Parker, final team selected in 1937, chosen by board and circulated by Scripps-Howard; CP selected teams from 1963-70; NANA selected teams from 1927-36; NEA selected teams from 1917-73; TSN selected teams from 1934-63 and since 1993; UPI selected teams from 1958-95; WC selected teams from 1972-74 and since 1983.



E Wear Schoonover
1929 GR, NYS 1st/UPI 2nd/AP, INS 3rd

Arkansas' first All-American, despite playing more than 70 years ago, he still is atop the list for receptions in a game. He hauled in 13 passes for 129 yards in a matchup against Baylor in 1929. He also has one of the longest interception returns in UA history with a 96-yard jaunt for a score against Centenary.



TB Clyde Scott
1948 AFCA, AP 1st

The most successful two-sport athlete in Razorback history, "Smackover" Scott lettered in football and track. His is one of just two numbers retired by the University of Arkansas, and he is the only two-sport athlete to be selected an All-American in both sports. The spring of 1948 saw Scott not only establish himself in track, earning All-America honors, but as an Olympian as well. He won the silver medal in the 110-yard hurdles at the summer games in London. Back on the gridiron, Scott led the Hogs in rushing (95-670) and kickoff returns (8-195).



DE Billy Ray Smith Jr.
1981 AFCA, AP, FWAA, TSN, WC 1st
1982 AFCA, AP, FWAA, TSN, WC 1st

His career saw him wreak havoc in the backfield, stopping opponents a school-record 63 times behind the line of scrimmage for 343 yards lost. Smith finished his career with 299 tackles. He had 72 tackles with 19 for loss in 1981 and 90 stops with 15 for loss in '82.



Travis Swanson, C
2013 USA Today, SBN 1st/CSM 2nd/PS 4th

He started all 50 games of his career, the first player in school history to start 50 consecutive games and just the second to start 50 games in a career. He was a first-team All-American in 2013 and a two-time All-SEC selection. He blocked for three seasons with a 3,000-yard passer and two seasons with a 1,000-yard rusher, including the first season in school history with a 3,000-yard passer and a 1,000-yard rusher in 2010. He was the 11th Razorback to be elected a captain in back-to-back years, serving in 2012 and 2013, and also was a Rimington Trophy finalist as a senior when the Razorbacks led the SEC in sacks allowed and produced eight 100-yard rushing performances.



K Kendall Trainor
1988 AFCA, AP, TSN, WC 1st

In addition to five other school records, Trainor holds the record for most field goals made in a season, splitting the uprights 24 of 27 times in 1988, and for made field goals in a game (5-5) against TCU and Texas A&M. He made his final 24 field goal attempts as a Razorback including a 58-yard effort against Miami (Fla.).



OT Tony Ugoh
2006 Rivals 2nd / AP 3rd

Also a first-team All-SEC selection, he was a second-round draft choice of the defending Super Bowl champion Indianapolis Colts. He helped Arkansas lead the SEC and rank fourth in the nation in rushing (228.5), rank 29th in the nation in total offense (378.0) and 31st in scoring (28.9). UA's total of 3,199 rushing yards is the third-best season total in school history and the Hogs set a school record with 5.94 yards per carry. The 5,292 yards of total offense was the second-best mark in school history.



DT Jimmy Walker
1978 FWAA 1st

He was in the backfield 37 times for 216 yards in losses during his career. Following the 1977 regular season, Walker recovered a fumble that aided in the Hogs' drumming of Oklahoma in the Orange Bowl. A year later, he made 86 tackles with a then-school-record 19 tackles for loss and was named the most outstanding defensive player after making 10 tackles in the 1978 Fiesta Bowl.




TE D.J. WILLIAMS
2010 SI, Scout.com 2nd / AP 3rd

The Mackey Award winner as the nation's best tight end, Williams also was named first-team All-SEC. He finished the 2010 season with a team-leading 54 receptions, the fourth-highest single-season total in school history, to give him two of the top four single-season reception marks in UA's record book. He gained 627 yards and four touchdowns on his 54 catches. His 4.2 receptions-per-game average ranked seventh in the SEC and tops among the conference's tight ends. He also won the Disney Spirit Award and was Arkansas' first Sullivan Award finalist.

NATIONAL INDIVIDUAL AWARD WINNERS



In 2010, D.J. Williams was the recipient of the Disney Spirit Award, given to college football's most inspirational player, team or figure, and the Mackey Award, given to the best tight end in college football. Williams was the first student-athlete in school history to win either award.



Darren McFadden (left) poses with the other 2006 Heisman Trophy finalists. McFadden was the Heisman Trophy runner-up in 2006 and 2007.



Joe Adams won the inaugural Johnny "The Jet" Rodgers National Return Specialist Award following the 2011 season.

NATIONAL INDIVIDUAL AWARD WINNERS



D.J. WILLIAMS

DISNEY SPIRIT AWARD

(COLLEGE FOOTBALL'S MOST INSPIRATIONAL PLAYER, TEAM OR FIGURE)

The Disney Spirit Award is given annually by Disney Sports to college football's most inspirational player, team or figure. D.J. Williams was the 2010 recipient after overcoming domestic abuse.

From participation in the Big Brothers and Big Sisters program, to the local Boys & Girls Clubs and Children's Hospital, Williams demonstrated his big heart and passion for giving back to his community. He used his stature as a prominent college football player to raise awareness and inspire others to abandon troubled relationships and seek help.

On the field, Williams excelled as well, finishing his career with 152 receptions, the second-highest total in school history and the most by a non-wide receiver, 1,855 receiving yards, which ranks eighth on the school's all-time list, and 10 touchdowns. He also won the 2010 Mackey Award as the best tight end in college football.

2010: D.J. Williams



LOYD PHILLIPS

OUTLAND TROPHY

(OUTSTANDING LINEMAN IN COLLEGE FOOTBALL)

Named for John Outland, an All-American tackle at the University of Pennsylvania in 1897, this trophy is presented by the Football Writers' Association of America to the nation's outstanding collegiate interior lineman.

Arkansas boasts two Outland Trophy winners in its history. An offensive guard and defensive tackle, Bud Brooks was the first UA honoree in 1954. Tackle Loyd Phillips became the Hogs' second winner when he won the award in 1966. The honor is one of the most prestigious awards ever earned by an individual UA player.

1966: Loyd Phillips, defensive tackle

1954: Bill "Bud" Brooks, offensive guard/defensive tackle


DOAK WALKER AWARD

(OUTSTANDING RUNNING BACK IN COLLEGE FOOTBALL)

The Doak Walker Award was created in 1989 to recognize the nation's premier running back for his accomplishments on the field, achievement in the classroom and citizenship in the community. It is the only major collegiate football award that requires all candidates to be in good academic standing and on schedule to graduate within one year of other students of the same classification.

The award is named for the former SMU great, who earned All-America honors in 1947, '48 and '49, and won the Heisman Trophy in 1948. Ten semifinalist are selected by the SMU Athletic Forum Board of Directors and the winner then chosen by the Doak Walker Award National Selection Committee.

Darren McFadden won the award as a sophomore in 2006 and as a junior in 2007 when he was also named the Walter Camp National Player of the Year. He also was the Heisman Trophy runner-up each season. He set a school rushing record with 1,647 yards and 14 touchdowns as a sophomore, and topped those totals with 1,830 yards and 16 TDs as a junior. He led the SEC in rushing and all-purpose running both years.



DARREN McFADDEN

2007: Darren McFadden

2006: Darren McFadden

NATIONAL INDIVIDUAL AWARD WINNERS



JONATHAN LUIGS

RIMINGTON TROPHY

(MOST OUTSTANDING COLLEGIATE CENTER IN NCAA FBS)


The winner is selected by determining the consensus All-American center from four existing All-America teams – the American Football Coaches Association, Walter Camp Foundation, *The Sporting News* and Football Writers Association of America.

The award is named after Dave Rimington, a two-time consensus All-American at Nebraska in 1981 and 1982. Rimington also won the Outland Trophy those two seasons. The trophy is sponsored by the Boomer Esiason Foundation to support treatment and research of cystic fibrosis.

Jonathan Luigs won the award in 2007 after helping clear the way for Darren McFadden, the Heisman Trophy runner-up and Doak Walker Award winner, to rush for 1,830 yards and 16 touchdowns; and for All-American Felix Jones, who ran for 1,162 yards and 11 scores.

Luigs earned first-team All-America honors from the FWAA, *The Sporting News*, Walter Camp, Rivals, College Football News and Phil Steele. Arkansas set school records with 3,725 rushing yards on the season and ranked fourth in the nation, with 5,850 yards of total offense, and in scoring with 485 total points and 37.3 points per game.

2007: Jonathan Luigs



D.J. WILLIAMS

JOHN MACKEY AWARD

(MOST OUTSTANDING TIGHT END IN FBS COLLEGE FOOTBALL)

The John Mackey Award, established in 2001, is awarded annually to the most outstanding tight end in FBS college football. In addition to demonstrating outstanding athletic prowess on the field, the award also stands for positive sportsman-like behavior, good academic standing and exceptional leadership qualities.

In 2010, D.J. Williams became the first Razorback to win the award after becoming the school's first semifinalist in 2008. He finished the season with a team-leading 54 receptions, the fourth-highest single-season total in school history, for 627 yards and a career-high four touchdowns. He was named first-team All-SEC after helping the Razorbacks be the only team in the country with a 3,000-yard passer, a 1,000-yard rusher and five 600-yard receivers. His 4.2 receptions-per-game average ranked seventh in the SEC and tops among the conference's tight ends.

Williams finished his career with 152 receptions, at the time the second-highest total in school history and the most by a non-wide receiver, 1,855 receiving yards, which ranked eighth on the school's all-time list, and 10 touchdowns. He was a three-time All-SEC selection and also was named to the SEC All-Freshman Team in 2007.

2010: D.J. Williams



JOE ADAMS

JOHNNY "THE JET" RODGERS AWARD (COLLEGE FOOTBALL'S BEST RETURN SPECIALIST)

Established following the 2011 season, the Johnny Rodgers Award is given to the best return specialist in college football. The award is named after 1972 Heisman Trophy winner and 2000 College Football Hall of Fame inductee Johnny Rodgers, who finished his career holding NCAA records for career punt return touchdowns (seven) and total kick return touchdowns (nine) while helping Nebraska to consecutive national titles in 1970-71.

Joe Adams won the inaugural award in 2011 after he recorded four punt return touchdowns and averaged 16.89 yards per return. Adams' touchdown total tied the single-season SEC record, and his average led the conference, ranked second in the NCAA and was the fourth-highest average in school history. Adams also tied an SEC record with two punt return touchdowns in a game, a feat he accomplished in the season opener vs. Missouri State while breaking the UA single-game punt return yardage record with 174.

Adams concluded his career with five punt return touchdowns, tied for third in SEC history, and an average of 15.83 yards per punt return that ranked second all-time at Arkansas.

2011: Joe Adams

ALL-SOUTHEASTERN CONFERENCE SELECTIONS



WR/PR Joe Adams
2009 AP 2nd
2011 AP/Coaches' 1st




DE Jamaal Anderson
2006 AP/Coaches' 1st



OT Shawn Andrews
2001 AP 2nd
2002 AP/Coaches' 1st
(Jacobs Trophy)
2003 AP/Coaches' 1st
(Jacobs Trophy)



OG Alvin Bailey
2011 AP/Coaches' 2nd



CB David Barrett
1999 AP/Coaches' 2nd



DE Jake Bequette
2010 AP/Coaches' 2nd
2011 Coaches' 1st



TE Kirk Botkin
1992 Coaches' 1st/AP 2nd
1993 AP 2nd



NG Melvin Bradley
1996 Coaches' 2nd
1997 AP/Coaches' 2nd
1998 Coaches' 1st/AP 2nd



P Dylan Breeding
2011 AP/Coaches' 2nd
2012 AP/Coaches' 2nd



OG Russ Brown
1996 Coaches' 2nd



LB/FS Tony Bua
2001 AP 2nd
2002 AP/Coaches' 2nd
2003 Coaches' 1st/AP 2nd



OG Brandon Burlsworth
1997 AP/Coaches' 2nd
1998 AP/Coaches' 1st



P Richie Butler
2000 AP/Coaches' 2nd



CB Tracy Cantlope
1995 Coaches' 2nd




CB Ahmad Carroll
2002 Coaches' 2nd
2003 Coaches' 1st



LB Quinton Caver
2000 AP/Coaches' 1st



TB Cedric Cobbs
2003 AP/Coaches' 1st



DE Steven Conley
1995 Coaches' 1st/AP 2nd



TE Joe Dean Davenport
1999 Coaches' 2nd



OG Isaac Davis
1993 Coaches' 2nd



P Jeremy Davis
2008 AP 2nd



RB Knile Davis
2010 AP 1st/Coaches' 2nd



OG Robert Felton
2007 AP/Coaches' 1st



DE Trey Flowers
2013 Coaches' 2nd



DE Henry Ford
1993 AP/Coaches' 1st



LB Jerry Franklin
2010 Coaches' 2nd
2011 AP/Coaches' 2nd



OT Nate Garner
2007 AP/Coaches' 2nd



FS Michael Grant
2007 AP/Coaches' 2nd



DE Carlos Hall
2001 AP 2nd



FS Ken Hamlin
2001 AP 1st
2002 AP/Coaches' 1st



WR Cobi Hamilton
2012 AP/Coaches, 1st



DT Marcus Harrison
2007 AP 2nd



TE Hunter Henry
2013 AP 2nd



SS Matt Hewitt
2007 AP 2nd



TB Madre Hill
1995 AP/Coaches' 1st



K Zach Hocker
2013 AP 2nd



CB Chris Houston
2006 AP 1st



DE Jeb Huckeba
2004 Coaches' 1st



DT Keith Jackson
2005 AP 2nd
2006 AP 1st



AP Dennis Johnson
2011 AP 2nd



TB/KR Felix Jones
2005 Coaches' 2nd
2006 AP/Coaches' 2nd
2007 AP/Coaches' 1st



QB Matt Jones
2004 Coaches' 2nd



FS Kenoy Kennedy
1998 AP 2nd
1999 Coaches' 1st/AP 2nd



PK Todd Latourette
1998 AP/Coaches' 2nd



OT DeMarcus Love
2010 AP/Coaches' 1st




SE Anthony Lucas
1998 AP/Coaches' 2nd
1999 AP 1st/Coaches' 2nd



C Jonathan Luigs
2006 AP/Coaches' 1st
2007 AP/Coaches' 1st
(Jacobs Trophy)
2008 AP/Coaches' 2nd



TB Darren McFadden
2005 AP/Coaches' 1st
2006 AP/Coaches' 1st
2007 AP/Coaches' 1st



DE C.J. McLain
1996 Coaches' 2nd
1998 AP 2nd



QB Ryan Mallett
2009 AP/Coaches' 2nd
2010 AP/Coaches' 2nd



LB Caleb Miller
2003 AP/Coaches' 2nd



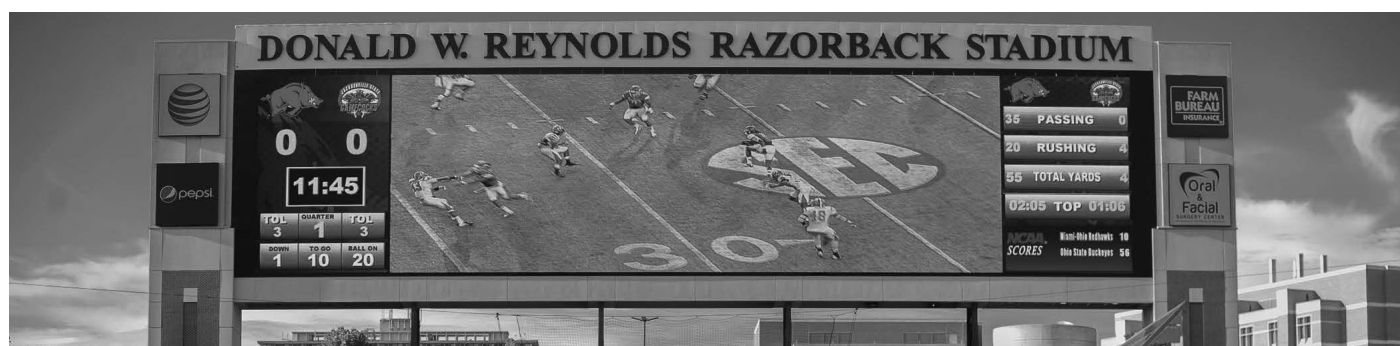
OG Verli Mitchell
1995 AP/Coaches' 2nd



LB Sam Olajubutu
2005 AP 2nd
2006 AP/Coaches' 1st



R Zac Painter
1998 AP/Coaches' 1st





ALL-SOUTHEASTERN CONFERENCE SELECTIONS



OG Stephen Parker
2006 AP 2nd



TE Jason Peters
2003 Coaches' 2nd



OG Mitch Petrus
2007 Coaches' 1st
2009 AP/Coaches' 1st



LB Jermaine Petty
2001 AP 1st



P Pete Raether
1992 AP 1st/Coaches' 2nd



C Kyle Roper
2005 AP 2nd



C Kenny Sandlin
2001 AP 2nd



DE Malcolm Sheppard
2008 AP/Coaches' 2nd
2009 AP/Coaches' 2nd



DE Chris Smith
2013 Coaches' 2nd



LB Mark Smith
1995 AP/Coaches' 1st



RB Michael Smith
2008 AP/Coaches' 2nd



NG Junior Soli
1995 AP/Coaches' 2nd



QB Clint Stoerner
1998 AP 2nd
1999 AP 2nd



C Travis Swanson
2012 AP 2nd
2013 AP 1st/Coaches' 2nd



TB Fred Talley
2001 Coaches' 2nd
2002 Coaches' 1st/AP 2nd



S Tramain Thomas
2010 AP 2nd




OT Zac Tubbs
2006 Coaches' 1st



OT Tony Ugon
2006 AP/Coaches' 1st



CB Orlando Watters
1992 Coaches' 2nd
1993 Coaches' 1st



OT Bobbie Williams
1999 Coaches' 2nd



TE D.J. Williams
2008 AP 1st/Coaches' 2nd
2009 Coaches' 2nd
2010 AP/Coaches' 1st



SE George Wilson
2003 AP 2nd



QB Tyler Wilson
2011 AP/Coaches' 1st



WR Jarius Wright
2011 AP/Coaches' 1st



ALL-SOUTHWEST CONFERENCE SELECTIONS



Lamar McHan, who led the SWC in passing in 1953, was a three-time all-conference selection from 1951-53.

HB Gary Adams (1966-68)
 B Lance Alworth (1960-61)
 RB Gary Anderson (1982)
 S Steve Atwater (1986, 1988)
 HB Herman Bagby (1924)
 E Alton Baldwin (1946)
 G Jim Barnes (1968)
 WR Teddy Barnes (1975)
 FB Garland Beavers (1928)
 G Mike Bender (1965)
 E Jim Benton (1936-37)
 T W.R. Benton Jr. (1934)
 C Jay Bequette (1982)
 S Martine Bercher (1966)
 E Clifford Blackburn (1924)
 LB Mike Boschetti (1970)
 HB Danny Brabham (1962)
 HB Jesse Branch (1962)
 C Rodney Brand (1968-69)
 HB Jack Brasuell (1965-66)
 QB Jon Brittenum (1965-66)
 DT Bud Brooks (1954)
 DT Dick Bumpas (1970)
 DT Earl Buckingham (1982)
 TB Bill Burnett (1969-70)
 B Bobby Burnett (1965)
 TB Tommy Burnett (1966)
 S Bo Busby (1975)
 QB Ron Calcagni (1977)
 NG Mike Campbell (1975)
 E Preston Carpenter (1955)
 LB Ronnie Caveness (1963-64)
 NG Tony Cherico (1985-87)
 K Tommy Cheyne (1975)
 OG Freddie Childress (1986, 1988)
 T John Childress (1961)
 QB George Cole (1927)
 C James Coleman (1919)
 E Jimmy Collier (1960-61)
 CB Anthony Cooney (1989)
 G David Cooper (1967)
 E Charles Corgan (1923)
 TB Ben Cowins (1976-78)
 P Steve Cox (1979-80)
 C Elbert Crawford (1989)
 QB Steve Creekmore Sr. (1910)
 E Bobby Crockett (1965)
 T Dick Cunningham (1966)
 FB Jack Dale (1930)
 QB Gene Davidson (1917, 1919)
 RB David Dickey (1967)
 E Chuck Dicus (1968-70)

E Jay Donathan (1957)
 G Jerry Dossey (1969)
 HB Kay Eakin (1939)
 RB Jerry Eckwood (1975)
 OG Marcus Elliott (1983-84)
 T Dan Estes (1913)
 FS Kevin Evans (1979-80)
 WR Robert Farrell (1979)
 DE Ron Fautot (1983)
 QB Joe Ferguson (1971)
 RB Ike Forte (1974-75)
 LB Lynn Garner (1968)
 G Dean Garrett (1961)
 C Melvin Gibbs (1966)
 C Bob Griffin (1951)
 QB Quinn Grovey (1988)
 DT Dan Hampton (1978)
 E Hartford Hamilton (1966-67)
 OG Ronnie Hammers (1970)
 T Dave Hanner (1950-51)
 E Harry Hansard (1921)
 OG Leotis Harris (1977)
 LB Wayne Harris (1959-60)

HB Ken Hatfield (1964)
 C Mark Henry (1991)
 T Glen Ray Hines (1964-65)
 T Percy Hinton (1912)
 C Phil Huntly (1911)
 LB Larry Jackson (1977-78)
 T Charlie Jamerson (1921)
 E Bruce James (1970)
 CB Michael James (1991)
 T Gus Japp (1925)
 G Jim Johnson (1964)
 WB Harry Jones (1965)
 E Ronnie Jones (1971)
 DE Ivan Jordan (1973-75)
 OT Mike Kelson (1970-71)
 T Rick Kersey (1969)
 OT Greg Koch (1975)
 OT Greg Kolenda (1978-79)
 OG Steve Korte (1981-82)
 C Richard LaFargue (1975)
 K Bruce Lahay (1981)
 E Jerry Lamb (1963-64)
 S Greg Lasker (1985)
 K Steve Little (1974-75, 1977)
 T Charles Lively (1946)
 DB Vaughn Lusby (1977-78)
 OT Jim Mabry (1988-89)
 QB Fred Marshall (1964)
 DB Patrick Martin (1977)
 DT Wayne Martin (1988)
 HB Russell May (1913)
 T Jerry Mazzanti (1962)
 LB Hal McAfee (1975)
 K Bill McClard (1970-71)
 QB Lamar McHan (1951-53)
 DE Johnnie Meadors (1975)
 T John Measel (1933)
 FB Clinton Milford (1909)
 OT Alfred Mohammed (1982)
 B Billy Moore (1962)
 FB Henry Moore (1954-55)
 DB Jerry Moore (1970)
 B Jim Mooty (1958-59)
 QB Bill Montgomery (1970)
 TE Pat Morrison (1970)
 TB Dickey Morton (1972-73)
 FB Tom Murphy (1933)
 FB Gerald Nesbitt (1956-57)
 K Ish Ordonez (1979-80)
 OLB Kerry Owens (1988)

OG Limbo Parks (1985)
 G Leon Pense (1943)
 T Stanley Phillips (1909)
 T Loyd Phillips (1964-66)
 LB Cliff Powell (1968-69)
 G Tom Reed (1971-72)
 E Mike Reppond (1971)
 C Ron Revard (1971)
 DT Jon Rhiddlehoover (1973)
 LB Danny Rhodes (1971, 1973)
 NG Richard Richardson (1982)
 QB Jack Robbins (1936)
 E Bobby Roper (1965)
 E Glen Rose (1927)
 E Paul Rucker (1933)
 T Ernest Ruple (1967)
 E Floyd Sagely (1953)
 S Howard Sampson (1977)
 QB Kevin Scanlon (1979)
 E Wear Schoonover (1929)
 E Mike Schumchyk (1944)
 T Brad Scott (1926)
 B Clyde Scott (1946-48)
 DT Michael Shepherd (1988-89)
 SE James Shibest (1984, 1986)
 OT Gerald Skinner (1975-76)
 T Billy Ray Smith Sr. (1956)
 DE Billy Ray Smith Jr. (1981-82)
 DB Rollen Smith (1973)
 C Bill Spivey (1934)
 OG George Stewart (1979)
 C Randy Stewart (1965)
 HB Terry Stewart (1969)
 OG-C R.C. Thielemann (1975-76)
 G Ray Trail (1962)
 K Kendall Trainor (1988)
 HB Tommy Trantham (1965-67)
 G Clyde Van Sickle (1928)
 DT Jimmy Walker (1975-78)
 CB Danny Walters (1982)
 T Jim Williams (1964-65)
 LB Rickey Williams (1987)
 HB Ben Winkelman (1921)
 TE Billy Winston (1988)
 K Todd Wright (1989)
 CB Kevin Wyatt (1984)
 LB Bert Zinamon (1983)



Billy Ray Smith Sr. (left) earned first-team All-Southwest Conference honors in 1956 while Billy Ray Smith Jr. made the first team in 1981 and '82.

RETIRED NUMBERS


The ultimate honor is to have your jersey number retired, and in the 117 years that the Razorbacks have been on the football field, only two players have had the honor bestowed upon them. Clyde Scott (No. 12) and Brandon Burlsworth (No. 77) have worn numbers no future Razorback will ever wear.

NO. 12 CLYDE "SMACKOVER" SCOTT - #12 (1946-49)

Following a glamorous career in the 1940s, the athletic department decided to retire No. 12. Nicknamed "Smackover" for his hometown, Clyde Scott made a name for himself in 1948, winning the silver medal in the hurdles at the Olympic Games in August and then reporting to football practice where he would earn All-America honors during his senior year.

Scott rushed for 1,463 yards during his career for a school record at the time. In 1948 he had an impressive 7.0 yards-per-carry average, gaining 670 yards on 95 attempts. Scott was the first Razorback athlete to win an Olympic medal as most of Arkansas' track success came in 1978 with the arrival of John McDonnell.

When Arkansas was recruiting Steve Little, Coach Frank Broyles asked Scott if Little could wear his retired No. 12. Scott graciously agreed and Little went on to an All-American career.



NO. 77 BRANDON BURLSWORTH - #77 (1994-98)

The athletic department did not see fit to retire another football jersey until after the 1998 campaign, when the No. 77 worn by Razorback All-American offensive guard Brandon Burlsworth was retired.

One of the most inspiring stories in Razorback history, Burlsworth joined the Razorbacks in 1994 as a walk-on. Following a redshirt year, he earned a scholarship with his work ethic in the weight room. After serving as a backup guard for the 1995 SEC Western Division champions, he earned a starting position in the spring of '96 and never yielded it. He went on to start 34 consecutive games, concluding with the Florida Citrus Bowl on Jan. 1, 1999.

Burlsworth was an All-SEC offensive guard in 1997. In 1998 he not only earned all-conference honors, but was named a first-team All-American by *The Football News*. He was the leader of an offensive line that helped the Razorback offense score more points than it had since 1970 and produce more yards than it had since the 1989 season.

In the classroom, Burlsworth was equally astounding. He earned his bachelor's degree in marketing management in 1997 and immediately went to work on his master's in business administration. In December 1998, Burlsworth completed his master's requirements to become the first Razorback football player to complete a master's degree before playing in his final game.

Burlsworth was drafted in the third round by the Indianapolis Colts, but unfortunately would die tragically in an automobile accident less than two weeks later. The entire state of Arkansas was stunned and head coach Houston Nutt recommended that Burlsworth's jersey be retired. Athletic director Frank Broyles quickly agreed.


Burlsworth's locker remains intact as a tribute to his memory in the UA football dressing room.



HONORS

NATIONAL FOOTBALL FOUNDATION & COLLEGE FOOTBALL HALL OF FAME

1954 Hugo Bezdek (HC)	2000 Billy Ray Smith Jr. (P)
1962 Wear Schoonover (P)	2001 Barry Switzer (AC)
1971 Clyde Scott (P)	2003 Doug Dickey (AC)
1983 Frank Broyles (HC)	2003 Hayden Fry (AC)
1984 Lance Alworth (P)	2004 Wayne Harris (P)
1987 Johnny Majors (AC)	Tracy Rucker (AC)
1992 Loyd Phillips (P)	2008 Lou Holtz (HC)
1997 Bowden Wyatt (HC)	2010 Ronnie Caveness (P)
1999 Chuck Dicus (P)	2012 Jimmy Johnson (P/AC)



In 2010, Ronnie Caveness was selected to be inducted into the National Football Foundation and College Football Hall of Fame. Caveness was one of the last Razorback players to start on both sides of the ball and was a first-team All-Southwest Conference selection at center and linebacker during his senior campaign.

(HC) – Head Coach; (AC) – Assistant Coach; (P) – Player

ARKANSAS SPORTS HALL OF FAME

(Established in January, 1959, to honor individuals who have made a special contribution to athletics in Arkansas.)

(Only inductees that coached, played or were closely affiliated with University of Arkansas athletics are listed)

1959 Jim Lee Howell, football; Wear Schoonover, football	1988 George Kok, basketball; Dwight Sloan, football; Lewis Carpenter, football
1960 Jim Benton, football; John Barnhill, football, college athletics; Steve Creekmore, football, golf	1989 Ken Hatfield, football; Harold Horton, football; Brad Scott, football; R.H. Sikes, golf
1961 Hugo Bezdek, football, baseball	1990 Henry Moore, football
1962 None	1991 Norm DeBriyn, baseball; Pat Foster, basketball; Gerald Nesbitt, football
1963 Clyde Scott, football, track; George Cole, football, college athletics; Russell May, football	1992 Preston Carpenter, football; Dan Hampton, football
1964 Glen Rose, basketball, football; Dan Estes, football	1993 Sidney Moncrief, basketball; Buddy Bob Benson, football
1965 Gordon Carpenter, basketball; Tom Murphy, basketball, football; J.L. Carter, football	1994 Joe Ferguson, football; Ron Brewer, basketball; Ike Poole, football, basketball
1966 Francis Schmidt, football	1995 Billy Ray Smith, Jr., football; Chuck Dicus, football
1967 Frank Broyles, football, college athletics	1996 Bill Burnett, football; Kevin McReynolds, baseball; Raymond Peters, football
1968 Howard "Red" Hickey, football; Gene "Sodie" Davidson, football	1997 Bill Montgomery, football; Billy Moore, football; Mike Conley, track
1970 Melvin McGaha, baseball, basketball, football; Fred Thomsen, football	1998 Nolan Richardson, basketball; Marvin Delph, basketball; Jimmy Johnson, football; Firmon Bynum, football
1971 Wilson Matthews, football; Pat Summerall, football	1999 Ronnie Caveness, football; Jerry Jones, football
1972 Maurice "Footsie" Britt, football; Dave Hanner, football; Boyd Cypert, college athletics	2000 Tommy Boyer, basketball; Bobby Burnett, football
1973 Ray Hamilton, football; Sam Coleman, high school athletics	2001 Orville Henry, journalism; Jerry Lamb, football; Ken Turner, football
1974 Jack Robbins, football	2002 Steve Atwater, football; Brandon Burlsworth, football; Joe Kleine, basketball; Cliff Powell, football
1975 Miller Barber, golf; Lamar McHan, football	2003 O'Neale Adams, football; Louis Schaufele, football, baseball; Darrell Walker, basketball
1976 Billy Ray Smith, Sr., football	2004 Jesse Branch, football; Bud Campbell, journalism; Bud Canada, football; Steve Cox, football; Wayne Martin, football
1977 Leon "Muscles" Campbell, football; Tom Pickell, basketball	2005 William "Bud" Brooks, football; Scott Hastings, basketball
1978 Fred Williams, football	2006 Gary Anderson, football; John Daly, golf; Paul Eells, television and radio play-by-play; Fred Grim, basketball; Bettye Fiscus Dickey, basketball
1979 Lance Alworth, football; Johnny Adams, basketball	2007 Bobby Crockett, football; Tom Pagnozzi, baseball; George Walker, football; Jim Elder, journalism
1980 Barry Switzer, football	
1981 Clifford Shaw, officiating; Jim Moaty, football; Wayne Harris, football	
1982 Aubrey "Cobb" Fowler, football, track; Milan Creighton, football	
1983 Lou Holtz, football; Eddie Sutton, basketball	
1984 Fred Akers, football; Kay Eakin, football	
1985 Eugene Lambert, basketball; Floyd Sagely, football	
1986 Loyd Phillips, football; W. Howard Pearce, football, stadium management	
1987 John McDonnell, track; Jim Lindsey, football; Alton Baldwin, football	

1988 George Kok, basketball; Dwight Sloan, football; Lewis Carpenter, football	2008 Todd Day, basketball; Bruce James, football; Jon Richardson, football
1989 Ken Hatfield, football; Harold Horton, football; Brad Scott, football; R.H. Sikes, golf	2009 Martine Bercher, football; R.C. Thielemann, football; Corliss Williamson, basketball; Jarrell Williams, football
1990 Henry Moore, football	2010 Bill Ferrell, trainer and baseball coach; Leotis Harris, football; Scotty Thurman, basketball; 1964 National Championship football team
1991 Norm DeBriyn, baseball; Pat Foster, basketball; Gerald Nesbitt, football	2011 Dick Bumpas, football; Jerry Carlton, basketball; Ben Cowins, football; Quinn Grove, football; Cliff Horton, football; Cliff Lee, baseball
1992 Preston Carpenter, football; Dan Hampton, football	2012 Harry Jones, football; Lee Mayberry, basketball; U.S. Reed, basketball; Bob Ford, football; 1994 National Championship basketball team
1993 Sidney Moncrief, basketball; Buddy Bob Benson, football	2013 Stacy Lewis, golf; Frank O'Mara, track and field
1994 Joe Ferguson, football; Ron Brewer, basketball; Ike Poole, football, basketball	2014 David Bazzel, football; Gary Blair, women's basketball coach; Dennis Winston, football
1995 Billy Ray Smith, Jr., football; Chuck Dicus, football	
1996 Bill Burnett, football; Kevin McReynolds, baseball; Raymond Peters, football	
1997 Bill Montgomery, football; Billy Moore, football; Mike Conley, track	
1998 Nolan Richardson, basketball; Marvin Delph, basketball; Jimmy Johnson, football; Firmon Bynum, football	
1999 Ronnie Caveness, football; Jerry Jones, football	
2000 Tommy Boyer, basketball; Bobby Burnett, football	
2001 Orville Henry, journalism; Jerry Lamb, football; Ken Turner, football	
2002 Steve Atwater, football; Brandon Burlsworth, football; Joe Kleine, basketball; Cliff Powell, football	
2003 O'Neale Adams, football; Louis Schaufele, football, baseball; Darrell Walker, basketball	
2004 Jesse Branch, football; Bud Campbell, journalism; Bud Canada, football; Steve Cox, football; Wayne Martin, football	
2005 William "Bud" Brooks, football; Scott Hastings, basketball	
2006 Gary Anderson, football; John Daly, golf; Paul Eells, television and radio play-by-play; Fred Grim, basketball; Bettye Fiscus Dickey, basketball	
2007 Bobby Crockett, football; Tom Pagnozzi, baseball; George Walker, football; Jim Elder, journalism	




Dan Hampton, a 2002 inductee into the NFL Hall of Fame and a 1978 All-American at Arkansas, was inducted into the Arkansas Sports Hall of Fame in 1992.

UNIVERSITY OF ARKANSAS SPORTS HALL OF HONOR

The University of Arkansas Sports Hall of Honor was established in 1988 as a means of honoring the all-time great athletes and coaches that have done so much in establishing a tradition of excellence in University of Arkansas athletics. Only former Razorback letterwinners are allowed to vote.

1988 Lance Alworth, John Barnhill, Frank Broyles, Sidney Moncrief, Glen Rose, Clyde Scott	2000 Jesse Branch, Bobby Burnett, Lew Carpenter, Delmonica DeHorney, Howard "Red" Hickey, Jeff King, Joe Kleine, Tom Murphy, Dean Weber	2008 Rodney Brand, Tommy Brasher, Bruce James, Daniel Lincoln, Ryan Lundquist, George McKinney, Gi-Gi Miller, Darrell Walker, Steed White
1989 Jim Benton, George Cole, Wayne Harris, Wilson Matthews, Kevin McReynolds, Wear Schoonover	2001 Alton Baldwin, Jim Bone, Deena Drossin, Pat Foster, Quinn Grove, Glen Ray Hines, Cliff Powell, Reuben Reina, Jarrell Williams	2009 Sharon Andrews, Richard Bell, Ron Calcagni, Veronica Campbell-Brown, Dr. Jim Counce, Alistair Cragg, Billy Joe Moody, Tom Pucci
1990 Miller Barber, Mel McGaha, John McDonnell, Loyd Phillips, Jack Robbins, Jim Lee Howell	2002 Todd Day, Bobby Crockett, Martine Bercher, Rick Schaeffer, Deane Pappas, Amber Nicholas Shirey, Harold E. "Sonney" Henson, Ronnie Underwood, Ray Hamilton	2010 Bubba Carpenter, Milan Creighton, Ike Forte, Karen Gorham, Greg Koch, Kevin Scanlon, U.S. Reed, Tracy Robertson, Terry Don Phillips, Erick Walder, Jim Williams
1991 Leon Campbell, Mike Conley, Norm DeBriyn, Dan Hampton, Dave Hanner, Fred Williams	2003 Johnny Adams, Gary Anderson, Bud Canada, Chip Hooper, Fred Marshall, Jerry Mazzanti, Cynthia Moore, Scott Tabor, Corliss Williamson	2011 Gary Adams, Steve Cox, Jessica Koch Dailey, Fred Grim, Almer Lee, Brison Manor Jr., Jessica Field Phelan, Godfrey Siamusiye, Pat Serret, Jimmy Walker
1993 Ron Brewer, Chuck Dicus, Joe Ferguson, Lamar McHan, Pat Summerall	2004 Brandon Burlsworth, Jerry Carlton, Peter Doohan, Harry Jones, Jerry Jones, Seneca Lassiter, Wayne Martin, Lee Mayberry, Tracy Webb Rice	2012 Edrick Floreal, Andrew Lang, Bruce Maxwell, Bruce May, Clyde Reed, Ron Reynolds, Jodi Rittenhouse, Lisa Sparks, Terry Stewart, Dennis Winston
1994 George Kok, Maurice Britt, Bill Ferrell, Steve Little, Bettye Fiscus, Billy Ray Smith Sr., Niall O'Shaughnessy, John Daly	2005 Dick Booth, Bill Gray, Leotis Harris, Scott Hastings, Steve Krueger, Jerry Lamb, Jon Richardson, Christy Smith, R.C. Thielemann	2013 Barry Foster, Dickey Morton, Charles Balentine, Calvin Davis, Greg D'Alejandro, Cheryl McArton Ward, Ed Hackett, Don Christian, Buddy Sutton
1995 Bill Burnett, Ken Hatfield, Eddie Sutton, R.H. Sikes, Tim Lollar, J. William Fulbright, Bud Brooks	2006 Scott Bull, Dick Bumpas, Jay Donathan, Ron Hightower, Bobby Proctor, Louis Schaufele, Martin Terry, Amy Yoder Begley, Lance Harter	2014 Pat Bradley (mbb), Freddie Childress (fb), Shameka Christon (wbb), Robert Cox (mtn), Graham Hood (mtf), Kenoy Kenedy (fb), Stacy Lewis (wgf), Pat Morrison (fb), Louis Ramsay (fb)
1996 Preston Carpenter, Bob Cheyne, Joe Falcon, Eugene Lambert, Bill Montgomery, Billy Moore, Nolan Richardson, Barry Switzer, Melody Sye	2007 Jim Barnes, Jackie Brasuell, Ben Cowins, Megan Flowers, Dean Garrett, Brenden Pappas, Randy Stewart, Phillip Stidham, Scotty Thurman	
1997 Harold Horton, Jim Moaty, Lon Farrell, Billy Ray Smith, Jr., Johnny Ray, Frank O'Mara, Jim Lindsey, Henry Moore, Floyd Sagely		
1998 Steve Atwater, Marvin Delph, Paul Donovan, Bev Lewis, Eddie Bradford, Ike Poole, Steve Creekmore, Sr.		
1999 Fred Akers, Tommy Boyer, Ronnie Caveness, Jimmy Johnson, Gordon Long, Gerald Nesbitt, Tom Pagnozzi, Stanley Redwine, George Walker		

HONORS



Joe Ferguson was named to Arkansas' All-Century Team in 1994 after passing for 4,431 yards in three seasons from 1970-72.

ALL-CENTURY TEAM

(selected by fan ballot prior to the 1994 season as part of the UA football centennial celebration)

OFFENSE

LINEMEN

Bud Brooks
Freddie Childress
Leotis Harris
Glen Ray Hines
Steve Korte
R.C. Thielemann

RECEIVERS

Jim Benton
Bobby Crockett
Chuck Dicus
Wear Schoonover

RUNNING BACKS

Lance Alworth
Leon Campbell
Barry Foster
Jim Mooty
Clyde Scott

QUARTERBACKS

Joe Ferguson
Quinn Grovey
Lamar McHan
Bill Montgomery

DEFENSE

LINEMEN

Dan Hampton
Dave Hanner
Wayne Martin
Lloyd Phillips
Billy Ray Smith Sr.
Billy Ray Smith Jr.
Fred Williams

LINEBACKERS

Ronnie Caveness
Wayne Harris
Cliff Powell
Dennis Winston

SECONDARY

Steve Atwater
Alton Baldwin
Martine Bercher
Ken Hatfield
Billy Moore

KICKERS

Steve Cox
Steve Little
Pat Summerall

ARKANSAS ALL-DECADE TEAMS

2000-09 OFFENSE

TE D.J. Williams
T Shawn Andrews
G Mitch Petrus
C Jonathan Luigs
G Robert Felton
T Tony Ugoh
WR Marcus Monk
WR George Wilson
QB Matt Jones
RB Darren McFadden
RB Felix Jones
K Alex Tejada

2000-09 DEFENSE

E Jamal Anderson
T Marcus Harrison
T Keith Jackson
E Jeb Huckeba
LB Quinton Caver
LB Sam Olajubutu
OLB Jermaine Petty
CB Ahmad Carroll
CB Chris Houston
S Ken Hamlin
S Tony Bua
P Jeremy Davis

1990-99 OFFENSE

TE Kirk Botkin
T Bobbie Williams
G Brandon Burlsworth
C Grant Garrett
G Isaac Davis
T Chad Abernathy
WR Anthony Lucas
WR Anthony Eubanks
QB Clint Stoerner
RB Madre Hill
RB Chrys Chukwuma
K Todd Wright

1990-99 DEFENSE

E Henry Ford
T Melvin Bradley
T Junior Soli
E Steven Conley
LB Jamel Harris
LB Mark Smith
OLB Darwin Ireland
CB David Barrett
CB Orlando Watters
S Kenoy Kennedy
S Zac Painter
P Pete Raether

1980-89 OFFENSE

TE Billy Winston
T Jim Mabry
G Steve Korte
C Elbert Crawford
G Freddie Childress
T Alfred Mohammed
WR James Shibest
QB Quinn Grovey
RB Gary Anderson
RB James Rouse
RB Barry Foster
K Kendall Trainor

1980-89 DEFENSE

E Billy Ray Smith
T Wayne Martin
NG Tony Cherico
T Michael Shepherd
E Kerry Owens
LB Rickey Williams
LB Bert Zinamon
CB Danny Walters
CB Richard Brothers
S Steve Atwater
S Greg Lasker
P Greg Horne

1970-79 OFFENSE

TE Charles Clay
T Greg Koch
G Leotis Harris
C R. C. Thielemann
G George Stewart
T Greg Kolenda
WR Chuck Dicus
WR Mike Reppond
QB Joe Ferguson
RB Ben Cowins
RB Dickey Morton
K Steve Little

1970-79 DEFENSE

E Dennis Winston
T Jimmy Walker
NG Dale White
T Dan Hampton
E Ivan Jordan
LB Danny Rhodes
LB Larry Jackson
CB Vaughn Lusby
CB Louis Campbell
S Howard Sampson
S Bo Busby
P Steve Little

1960-69 OFFENSE

E Bobby Crockett
T Glen Ray Hines
G Jim Barnes
C Rodney Brand
G Jerry Dossey
T Dick Cunningham
E Jerry Lamb
E Chuck Dicus
B Bill Montgomery
B Jon Brittenum
B Bill Burnett
B Bruce Maxwell
B Lance Alworth
K Ronny South

1960-69 DEFENSE

E Hartford Hamilton
L John Childress
L Jimmy Johnson
L Lloyd Phillips
E Rick Kersey
LB Wayne Harris
LB Ronnie Caveness
LB Cliff Powell
B Gary Adams
B Tommy Trantham
B Billy Moore
B Terry Stewart
P Bobby Nix

1950-59

E Floyd Sagely
T Billy Ray Smith
G Bud Brooks
C Jay Donathan
G Dave Hanner
T Bob Griffin
E Pat Summerall
B Lamar McHan
B Henry Moore
B Lewis Carpenter
B Gerald Nesbitt
B Preston Carpenter
B Jim Mooty

1940-49

E Mike Schumchyk
T Charles Lively
G Leon Pense
C Billy Ray Thomas
G Theron Roberts
T Ray Peters
E Alton Baldwin
B Clyde Scott
B Leon Campbell
B Geno Mazzanti
B Ross Pritchard
B Louis Schaufele

1930-39

E Jim Benton
T W. R. Benton
G Clifford Van Sickle
C Bill Spivey
G John Measel
T Howard "Red" Hickey
E Paul Rucker
B Ray Hamilton
B Kay Eakin
B Jack Robbins
B Jack Dale
B Tom Murphy

1920-29

E Wear Schoonover
T Charlie Jamerson
G Brad Scott
C Herman Boozman
G Clyde Van Sickle
T Gus Japp
E Glen Rose
B Herman Bagby
B Ben Winkleman
B George Cole
B Garland Beavers

PRE-1920

L John Shirley Wood
L Stanley Phillips
L J. Tate McGill
L Phil C. Huntley
L Percy Hinton
L Dan Estes
L James Coleman
B Gene "Sodie" Davidson
B Steve Creekmore
B Clinton C. Milford

HONORS

DANA X. BIBLE AWARD

(Outstanding Player of the Year in the Southwest Conference as selected by Texas/Arkansas Football Magazine.)

- 1975 Scott Bull, quarterback
1979 Kevin Scanlon, quarterback

ACADEMIC ALL-AMERICA

- 1955 George Walker, quarterback
1957 Jerry Ford, center and Gerald Nesbitt, fullback
1959 Wayne Harris, center
1960 Joe Paul Alberty, fullback
1961 Lance Alworth, halfback
1964 Ken Hatfield, halfback
1965 Randy Stewart, center
Jim Lindsey, wing back and Jack Brasuell, halfback
1968 Bob White, placekicker
1969 Bill Burnett, tailback and Terry Stewart, safety
1978 Brad Shoup, defensive back
1991 Mick Thomas, linebacker
1992 Owen Kelly, nose guard
1993 Chris Oliver offensive tackle
2003 Jerry Reith, offensive tackle
2012 Dylan Breeding, punter

ABC-TV CHEVROLET PLAYER OF THE YEAR

- 1977 Larry Jackson, linebacker, defense

NATIONAL FOOTBALL FOUNDATION SCHOLAR

- 1969 Terry Stewart, safety
1976 Bo Busby, safety
1978 Brad Shoup, defensive back

NCAA POST GRADUATE SCHOLARSHIP

- 1969 Terry Stewart, football
1978 Niall O'Shaughnessy, track
Brad Shoup, football
1984 Don S. Denis, swimming
1993 Chris Oliver, football
2005 Matt Gunn, track

HOUSTON POST AWARD

(Outstanding Player of the Year in the Southwest Conference)

- 1928 Garland "Bevo" Beavers, fullback
1933 Tom Murphy, fullback
1937 Jim Benton, end
1954 William "Bud" Brooks, guard
1960 Wayne Harris, center
1962 Billy Moore, quarterback
1964 Fred Marshall, quarterback
1965 Bobby Crockett, end
1965 Glen Ray Hines, tackle
1969 Cliff Powell, linebacker
1970 Dick Bumpus, tackle
1978 Dan Hampton, defensive tackle

SPORTSMANSHIP AWARDS

- | | | |
|------|---------------|--------------------------------|
| 1948 | Gordon Long | Swede Nelson
National Award |
| 1953 | Lamar McHan | SWC Trophy |
| 1957 | George Walker | SWC Trophy |
| 1961 | Lance Alworth | SWC Trophy |
| 1966 | Jon Brittenum | SWC Trophy |
| 1970 | Bill Burnett | SWC Trophy |
| 1970 | Bill Burnett | Kerns Tips Award |
| 1975 | Scott Bull | Ft. Worth Kiwanis Award |
| 1979 | Kevin Scanlon | Ft. Worth Kiwanis Award |
| 1987 | Tony Cherico | Ft. Worth Kiwanis Award |
| 1988 | Jim Kremers | SWC Trophy |

DELBERT SWARTZ OUTSTANDING ACADEMIC ACHIEVEMENT AWARD

- 1962 Lance Alworth, football, halfback
1963 Danny Brabham, football, fullback
1964 John Dordorff, track, distance runner
1965 Ken Hatfield, football, halfback
1966 J. D. McConnell, basketball, forward
1967 Ken Sharp, track, pole vault
1968 Hartford Hamilton, football, end
1969 Bob White, football, kicker
1970 Dewitt Smith III, football, guard
1971 Steve Walters, football, safety
1972 Tom Reed, football, offensive guard
1973 Tom Reed, football, offensive guard
1974 Randy Jackson, tennis
1975 Rickey Medlock, basketball
1976 Tommy Cheyne, football, punter
1977 Ray Buckner, basketball
1978 Jimmy Counce, basketball
1979 Brad Shoup, football, safety
1980 Kevin Scanlon, football, quarterback
1981 Mark Anderson, track
1982 Pat Vaughn, track
1983 Tom Moloney, track
1984 Bill Jasinski, track
1985 Mark Lee, football
1986 Chris Bequette, football
1987 Jim Kremers, baseball
1988 Shawn Baker, basketball
1989 Odis Lloyd, football
1990 Wade Hill, football

CHISM REED OUTSTANDING SENIOR FOR LEADERSHIP AWARD

- 1964 Jim Johnson, defensive guard
1965 Jack Brasuell, offensive back
1966 Eddie Woodlee, fullback
1967 Alvin Jones, defensive tackle
1968 Tommy Dixon, defensive back
1969 Gordon McNulty, defensive end
1970 Bobby Field, monster man
1971 Bobby Nichols, tight end
1972 Louis Campbell, cornerback
1973 Danny Rhodes, linebacker
1974 Jon Rhiddlehoover, defensive tackle
1975 Tommy Cheyne, punter
1976 Bo Busby, safety
1977 Steve Heim, offensive tackle
1978 Jimmy Walker, defensive tackle
1979 Chuck Herman, offensive guard
1980 Phillip Moon, offensive tackle
1981 Ronnie Trusty, offensive tackle
1982 Kim Dameron, wide receiver
1983 Jim Schoolcraft, tight end
1984 Joe Kleine, basketball, center
1985 Andy Upchurch, center
1986 Derrick Thomas, fullback
1987 Tony Cherico, fullback
1988 Keith Wilson, basketball, guard
1989 Elbert Crawford, center
1990 Quinn Grove, quarterback
1991 Arlyn Bowers, basketball, guard
1992 Ray Lee Johnson, defensive end
1993 Tyrone Chatman, linebacker
1994 Jason Allen, quarterback
1995 Barry Lunney, quarterback
1996 Mark Smith, linebacker
1997 Anthony Eubanks, wide receiver
1998 Grant Garrett, center
1999 Marvin Caston, fullback
2000 Quinton Caver, linebacker
2001 Jermaine Petty, linebacker
2002 Fred Talley, tailback
2003 George Wilson, split end
2004 Matt Jones, quarterback
2005 Clarke Moore, defensive end
2006 Brett Goode, deep snapper

- 2007 Weston Dacus, linebacker
2008 Jonathan Luigs, center
2009 Michael Smith, running back
2010 Van Stumon, fullback

CRIP HALL HOMECOMING PERFORMANCE BY A SENIOR AWARD

- 1950 Frank Fischel, Helena, end
1951 Lamar McHan, Lake Village, quarterback
1952 Larry Hogue, Dermott, fullback
1953 Lamar McHan, Lake Village, tailback
1954 Bobby Proctor, Helena, blocking back
1955 Preston Carpenter, West Memphis, halfback
1956 Billy Ray Smith, Augusta, tackle;
Ronnie Underwood, Little Rock, halfback
1957 Gerald Nesbitt, Big Sandy, Texas, fullback
1958 Billy Gilbow, Blytheville, guard
1959 Jim Moaty, El Dorado, halfback
1960 Wayne Harris, El Dorado, center
1961 Lance Alworth, Brookhaven, Miss., halfback
1962 Billy Moore, Little Rock, quarterback
1963 Jim John, Stuttgart, end
1964 Fred Marshall, Memphis, Tenn., quarter-back
1965 Bobby Burnett, Smackover, tailback
1966 Martine Bercher, Fort Smith, safety
1967 Ronny South, Russellville, quarterback
1968 Max Peacock, Stuttgart, end
1969 Bruce Maxwell, Pine Bluff, fullback
1970 Bill Montgomery, Carrollton, Texas, quarterback
1971 Bill McClard, Norman, Okla., kicker
1972 Louis Campbell, Hamburg, cornerback;
Don Wunderly, Ft. Scott, Kan., defensive tackle
1973 Dickey Morton, Dallas, Texas; tailback
Danny Rhodes, Lake Jackson, Texas, linebacker
1974 Jon Rhiddlehoover, Abilene, Texas, defensive tackle
Billy Burns, North Little Rock, linebacker
1975 Scott Bull, Jonesboro, quarterback
1976 Harvey Hampton, Forrest City, defensive tackle
1977 Steve Little, Overland Park, Kan., kicking specialist
1978 Jimmy Walker, Little Rock, defensive tackle
1979 Robert Farrell, Little Rock, wide receiver
1980 Ish Ordonez, Carson, Calif., kicker
1981 Cliff Henry, Conway, safety
1982 Gary Anderson, Columbia, Mo., running back
1983 Mark Mistler, Tucson, Ariz., wide receiver
1984 Danny Nutt, Little Rock, quarterback
1985 Mark Calcagni, Youngstown, Ohio, quarterback
1986 Derrick Thomas, Paducah, Ky., fullback
1987 Rickey Williams, Little Rock, linebacker
1988 Kendall Trainor, Fredonia, Kan., kicker
1989 James Rouse, Little Rock, halfback
1990 Derek Russell, Little Rock, split end
1991 Michael James, Pine Bluff, cornerback
1992 Pete Raether, Edina, Minn., punter
1993 Darwin Ireland, Pine Bluff, linebacker
1994 Lance Ellison, Conway, kicker
1995 Barry Lunney Jr., Ft. Smith, quarterback
1996 Oscar Malone, Gadsden, Ala., tailback
1997 Anthony Eubanks, Spiro, Okla., wide receiver
Brandon Burlsworth, Harrison, offensive guard
1998 Clint Stoerner, Baytown, Texas, quarterback
1999 J.J. Jones, Magnolia, linebacker
2000 Carlos Hall, Marianna, defensive end
2002 Fred Talley, Longview, Texas, tailback
2003 Caleb Miller, Sulphur Springs, Texas, linebacker

- 2004 Jeb Huckleba, Searcy, defensive end
2005 Kyle Roper, Powder Springs, Ga., center
2006 Keith Jackson, Little Rock, defensive tackle
2007 Peyton Hillis, Conway, fullback
2008 Casey Dick, Allen, Texas, quarterback
2009 Lucas Miller, Greenwood, wide receiver
2010 D.J. Williams, Little Rock, tight end
2011 Jarius Wright, Warren, wide receiver
2012 Cobi Hamilton, Texarkana, Texas, wide receiver
2013 Chris Smith, Mount Ulla N.C., def. end

J. FRANK BROYLES AWARD

(UA's Top Male Athlete)

- 1977 Niall O'Shaughnessy, track
1978 Tim Lollar, baseball
1979 Sidney Moncrief, basketball
1980 Steve Krueger, baseball
1981 U. S. Reed, basketball
1982 Randy Stephens, track
1983 Frank O'Mara, track
1984 Mike Conley, track
1985 Mike Conley, track
1986 Ralph Kraus, baseball
1987 Jim Kremers, baseball
1988 Joe Falcon, track
1989 Joe Falcon, track
1990 Edrick Floreal, track
1991 Quinn Grove, football
1992 Todd Day, basketball
1993 Erick Walder, track
1994 Corliss Williamson, basketball
1995 Corliss Williamson, basketball
1996 Godfrey Siamusiye, track
1997 Robert Howard, track
1998 Robert Howard, track
1999 Brandon Burlsworth, football
2000 Melvin Lister, track
2001 Quinton Caver, football
2002 Jermaine Petty, football
2003 Alistair Cragg, track
2004 Alistair Cragg, track
2004 Wallace Spearmon, track
2005 Josphat Boit, track
2006 Darren McFadden, football
2007 Darren McFadden, football



Preston Carpenter, who won the Crip Hall award in 1955, made this reception on the "Powder River Play" to beat No. 5 Ole Miss 6-0 in 1954.



HONORS

GORDON CAMPBELL SENIOR SPIRIT AWARD

1969	Bob Stankovich, offensive tackle
1970	Steve Walters, safety
1971	Ronnie Jones, defensive end
1972	Tom Reed, offensive guard
1973	Danny Rhodes, linebacker
1974	Floyd Hogan, free safety
1975	Hal McAfee, linebacker
1976	Gerald Skinner, offensive tackle
1977	Howard Sampson, strong safety
1978	Dan Hampton, defensive tackle
1979	Robert Farrell, split end
1980	George Stewart, offensive guard
1981	Darryl Mason, tight end
1982	Richard Richardson, nose guard
1983	Bert Zinamon, linebacker
1984	Brad Taylor, quarterback
1985	David Bazzel, linebacker
1986	James Shibest, split end
1987	Tony Cherico, nose guard
1988	Odus Lloyd, outside linebacker
1989	Tim Horton, split end
1990	Quinn Grovey, quarterback
1991	Curtis Banks, strong safety
1992	Scott Long, defensive tackle
1993	Chris Oliver, offensive tackle
1994	Dean Peevy, cornerback
1995	Earl Scott, center
1996	Scott Rivers, offensive tackle
1997	Ken Anderson, defensive end
1998	Russ Brown, offensive guard
1999	Nathan Norman, fullback
2000	Jeremiah Harper, bandit
2001	LaZerius White, offensive guard
2002	Nathan Ball, offensive guard
2003	Bo Lacy, offensive tackle
2004	DeCori Birmingham, tailback
2005	Vickiel Vaughn, free safety
2006	Desmond Sims, linebacker
2007	Robert Felton, offensive tackle

JIM WELLONS DEDICATION AWARD

1978	Ron Calcagni, quarterback
1979	Kevin Scanlon, quarterback
1980	Keith Houfek, center
1981	Steve Clyde, tight end
1982	Tom Jones, quarterback
1983	Milton Fields, linebacker
1984	Mark Lee, linebacker
1985	Mark Calcagni, quarterback
1986	Theo Young, tight end
1987	Greg Thomas, quarterback and Chris Bequette, offensive tackle
1988	John Bland, quarterback
1989	Billy Winston, tight end
1991	Greg Switzer, linebacker
1992	Gary Adams, safety
1993	Henry Ford, defensive end
1994	Willie Johnson, outside linebacker
1995	Spencer Brown, cornerback
1996	Vincent Bradford, linebacker
1997	Bill Carson, snapper
1998	Benji Mahan, snapper
1999	Joe Dean Davenport, tight end
2000	Randy Garner, defensive end
2001	Josh Folliart, outside linebacker
2002	Raymond House, defensive end
2003	Mark Bokermann, offensive guard
2004	Steven Harris, wide receiver
2005	Kyle Dickerson, tailback
2006	Tony Ugoh, offensive tackle
2007	Robert Johnson, wide receiver

STEVE LITTLE AWARD (SPECIAL TEAMS)

1982	Keith Burns, rover
1983	Calvin Shaw, linebacker
1984	Nathan Jones, rover
1992	Todd Wright, kicker
1994	Carl Kidd, safety
1995	J. J. Meadors, wide receiver
1996	Jessie Cornelius, fullback
1997	Matt Wait, punter
1998	Todd Latourette, kicker
1999	Tony Dodson, kicker; Chris Akin, punter
2000	Michael Snowden, wide receiver
2001	D'Andre Berry, strong safety
2002	Richie Butler, punter
2003	Tom Crowder, split end
2004	David Carlton, kicker
2005	Jacob Skinner, punter
2006	Jacob Skinner, punter
2007	Kevin Woods, free safety

BRUCE MITCHELL AWARD (TOUGHNESS)

1982	Ed Jackson, defensive end
1983	Orson Weems, offensive tackle
1984	Marcus Elliott, offensive guard
1985	Greg Lasker, safety
1986	Derrick Thomas, fullback
1987	Rickey Williams, linebacker
1988	Eric Bradford, safety
1989	Anthony Cooney, cornerback
1990	Derek Russell, wide receiver
1992	E. D. Jackson, running back
1993	Darwin Ireland, linebacker
1994	Trent Knapp, linebacker
1995	Junior Soli, nose guard
1996	Anthony Hicks, linebacker
1997	Shannon Sidney, wide receiver
1998	C.J. McLain, defensive end
1999	Jerome Flowers, bandit
2000	Jim Ed Reed, linebacker
2001	Sacha Lancaster, fullback
2002	Gavin Walls, defensive end
2003	Tony Bua, outside linebacker/free safety
2004	Marcus Whitmore, linebacker
2005	Brandon Kennedy, fullback
2006	Sam Olajubutu, linebacker
2007	Farod Jackson, fullback

HAROLD HORTON AWARD (LOYALTY)

1999	Anthony Lucas, wide receiver
2000	Rod Stinson, fullback
2001	Curt Davis, nose guard
2002	Raymond House, defensive end
2003	Caleb Miller, linebacker
2004	Jeb Huckleba, defensive end
2005	Kyle Dickerson, tailback
2006	Stephen Parker, offensive guard
2007	Nate Garner, offensive tackle

BRANDON BURLSWORTH AWARD

(Academics and one-time non-scholarship)	
2001	Jerry Reith, offensive guard
2002	Chuck Nalley, deep snapper
2003	Tom Crowder, split end
2004	Dowell Loggains, quarterback/holder
2005	Richard Bracken, flanker
2006	Stephen Parker, offensive guard
2007	Jeremy Davis, punter
2008	Lucas Miller, wide receiver

DR. LON FARRELL AWARD

1987	Jack Gregory Magness, swimming
1988	Shawn Baker, basketball
1989	Cheryl McArtton, swimming
1990	Allen Meancham, football
1991	Mary Farmer, swimming
1992	Amber Nicholas, basketball
1993	Cynthia TerPoorten, swimming
1994	Kim Mount, track
1995	Rene Pillow, track
1996	Kristen DeArmand, swimming
1997	Kelly Cook, cross country
1998	Alicyn Hennis, soccer
1999	Louise Ostling, tennis
2000	Kimberly Mourtton, soccer
2001	Julie Sloniger, volleyball
2002	Tiffany Woolley, softball

NELSON RAINEY AWARD (CHARACTER)

2000	Jeremiah Harper, bandit
2001	Kenny Sandlin, offensive guard
2002	Josh Melton, center
2003	Jerry Reith, offensive guard
2004	Jeb Huckleba, defensive end
2005	Pierre Brown, linebacker
2006	Zac Tubbs, offensive tackle
2007	Marcus Monk, wide receiver

SEC FOOTBALL LEGENDS

1994	Lance Alworth, halfback
1995	Joe Ferguson, quarterback
1996	Chuck Dicus, wide receiver
1997	Jim Benton, end
1998	Clyde Scott, back
1999	Bill Montgomery, quarterback
2000	Ronnie Caveness, linebacker
2001	Steve Atwater, free safety
2002	Loyd Phillips, defensive tackle
2003	Wayne Harris, linebacker
2004	Fred Marshall, quarterback

2005	Quinn Grovey, quarterback
2006	Cliff Powell, linebacker
2007	Ken Hatfield, defensive back
2008	Billy Ray Smith, Jr., linebacker
2009	Gary Anderson, running back
2010	Frank Broyles, head coach
2011	Leotis Harris, offensive guard
2012	Pat Summerall, kicker/defensive end/tight end
2013	Wayne Martin, defensive end

POST-SEASON GAMES ALL-AMERICAN BOWL

(Tampa, Fla.)

1970	Gary Adams, safety,
1971	Bill Montgomery, quarterback; Dick Bumpus, tackle; Bruce James, end (South MVP Award); Pat Morrison, tight end; Ronnie Jones, defensive end
1972	David Reavis, defensive tackle
1973	Brisan Manor, defensive tackle
1975	Tommy Harris, defensive back
1976	Greg Koch, offensive tackle
1979	Larry Jackson, linebacker

ALL-AMERICAN CLASSIC

(Las Vegas, Nev.)

2003	Tony Bua, free safety; Bo Lacy, offensive tackle
2005	DeCori Birmingham, tailback; Steven Harris, wide receiver

ALL-AMERICAN GAME

(Lubbock, Texas)

1961	Wayne Harris, linebacker
1963	Jesse Branch, halfback
1965	Ronnie Caveness, linebacker
1966	Jim Lindsey, halfback; Bobby Crockett, end; Glen Ray Hines, tackle
1967	Martine Bercher, halfback; Jon Brittenum, quarterback; Loyd Phillips, tackle
1970	Rodney Brand, center; Cliff Powell, linebacker;
1971	Chuck Dicus, end; Jerry Moore, defensive back;
1972	Tom Mabry, offensive tackle;
1973	Dickey Morton, tailback

ALL-STAR GRIDIRON CLASSIC

(Orlando, Fla.)

1998	Madre Hill, tailback; Todd Latourette, kicker; Ryan Hale, nose guard
2002	Fred Talley, tailback; Raymond House, defensive end

BLUE-GRAY GAME

(Montgomery, Ala.)

1950	Buddy Brown, guard; Louis Schaufele, fullback
1952	Buddy Sutton, halfback; Lewis Carpenter, fullback
1953	Lamar McHan, quarterback Harold Spain, guard



Quinn Grovey was the recipient of the Gordon Campbell Senior Spirit Award in 1990 after concluding a career that included back-to-back SWC championships in 1988 and 1989.

HONORS

1966	Joe Black, linebacker
	Martine Bercher, safety
1967	David Cooper, guard
	Hartford Hamilton, end
	Ronny South, quarterback
1970	Bill Montgomery, quarterback
	Bruce James, end
	Dick Bumpas (MVP Award), tackle
1971	Jack Morris, defensive halfback
	Mike Kelson, offensive tackle
1972	David Reavis, defensive tackle
	Jim Hodge, flanker
1973	Jack Ettinger, split end
	Danny Rhodes, linebacker
1974	Rollen Smith, defensive end
1982	Phillip Boren, offensive tackle
1992	Ray Lee Johnson, defensive end
	Ron Dickerson Jr., wide receiver
1993	Henry Ford, defensive end
	Isaac Davis, offensive guard
	Kirk Botkin, tight end
1994	Carl Kidd, safety
1996	Mark Smith, linebacker
1997	Anthony Eubanks, split end
	David Sanders, defensive tackle

COLLEGE ALL-STAR BOWL

(Greenville, S.C.)

2014	Eric Bennett, safety
	David Hurd, offensive tackle
	Byron Jones, defensive tackle
	Jarrett Lake, linebacker

COLLEGE ALL-STAR GAME

(Chicago, Ill.)

1938	Jim Benton, end
	Jack Robbins, quarterback
1949	Clyde Scott, halfback
	Bud Canada, end
1952	Bob Griffin, center
1954	Lamar McHan, quarterback
1956	Preston Carpenter, halfback
	Henry Moore, fullback
1957	Ronnie Underwood, halfback
1960	Jim Mooty, halfback
1961	Lance Alworth, halfback
1963	Danny Brabham, fullback
1965	Ronnie Caveness, linebacker
1966	Jim Lindsey, halfback
	Glen Ray Hines, tackle
	Bobby Crockett, end
1967	Harry Jones, halfback

EAST-WEST SHRINE GAME

1938	Jim Benton, end
	Dwight Sloan, halfback
1940	Kay Eakin, quarterback
1941	Howard Hickey, end
1946	Earl Wheeler, guard
1949	Ed Hamilton, end
1951	Ken Jones, offensive tackle
1956	Preston Carpenter, halfback
	Henry Moore, fullback
1957	Gerald Nesbitt (off. MVP Award), fullback
1958	Donnie Stone, halfback
1963	Wesley Bryant, tackle
1966	Loyd Phillips, tackle
	Dick Cunningham, tackle
1967	Ernie Ruple, tackle
1976	R. C. Thielemann, center
	Gerald Skinner, tackle
1980	Kevin Evans, free safety
1985	Greg Lasker, safety
1989	Steve Atwater (def. MVP award), safety
1990	Michael Shepherd, defensive tackle
1998	C. J. McLain, defensive end
1999	D. J. Cooper, defensive tackle
2003	Lawrence Richardson, cornerback

2005	Jeb Huckleba, defensive end
2006	Houston Nutt, head coach
	De'Arrius Howard, tailback
	Brandon Kennedy, fullback
	Kyle Roper, center
	Vickiel Vaughn, safety
2007	Sam Olajubutu, linebacker
	Keith Jackson, defensive tackle
2008	Michael Grant, free safety
2012	Greg Childs, wide receiver
	Jerry Franklin, linebacker
	Jarius Wright, wide receiver
2013	Dylan Breeding, punter
2014	Zack Hocker, kicker
	Kiero Small, fullback

NFLPA COLLEGIATE BOWL

(Carson, Calif.)

2014	Kiero Small, fullback
------	-----------------------

NORTH-SOUTH CLASSIC

(Houston, Texas)

2007	Keith Jackson, defensive tackle
	Randy Kelly, strong safety
	Stephen Parker, offensive guard

NORTH-SOUTH SHRINE GAME

(Miami, Fla.)

1957	Jay Donathan, center
	George Walker, quarterback
1967	Tommy Trantham, defensive back
1971	Ronnie Jones, defensive end
	Tom Mabry, offensive tackle
1972	Don Wunderly, defensive tackle
	Tom Reed, offensive guard
	Mike Reppond, split end
	Joe Ferguson, quarterback
1973	Danny Rhodes, linebacker
	Jack Ettinger, split end

(Pontiac, Mich.)

1976	Curtis Townsend, linebacker
	Dennis Winston, defensive end

HULA BOWL

(Honolulu, Hawai'i)

1961	Lance Alworth (MVP Award), halfback
1964	Wesley Bryant, tackle
1965	Ronnie Caveness, linebacker
	Jerry Lamb, end
1966	Glen Ray Hines, tackle and Jim Williams
	tackle
1967	Loyd Phillips, tackle
	Harry Jones, wingback
1968	Tommy Trantham, defensive back
1970	Rodney Brand, center
	Cliff Powell, linebacker
1971	Chuck Dicus, split end
	Bill Burnett, tailback
1972	Mike Kelson, offensive tackle and
	Tom Mabry, offensive tackle
1973	Tom Reed, offensive guard
	Mike Reppond, split end
	Joe Ferguson, quarterback
1974	Dickey Morton, tailback
	Danny Rhodes, linebacker
1975	Floyd Hogan, defensive back
1976	Ike Forte, running back
1977	R. C. Thielemann, center
1978	Steve Little, kicker
	Patrick Martin, defensive back and
	Howard Sampson (injured),
	defensive back
	Leotis Harris (injured), guard
1979	Ron Calcagni, quarterback
	Jimmy Walker, tackle
	Ben Cowins, running back
	Lou Holtz, coach
1980	Greg Kolenda, offensive tackle
	Robert Farrell, wide receiver

1981	Joe Shantz, offensive tackle
1982	Darryl Mason, tight end
1983	Jessie Clark, fullback
1984	Ron Faurot, defensive end
1985	Marcus Elliott, offensive guard
	Eddie White, tight end
1986	Andy Upchurch, center
	Kevin Wyatt, cornerback
1987	Limbo Parks, offensive guard
1988	Tony Cherico, nose guard
	Bryan White, center
1989	Kendall Trainor, kicker
1991	Derek Russell, wide receiver
2001	Shannon Money, offensive tackle
2003	Caleb Miller, linebacker
2005	Arrion Dixon, defensive tackle

JAPAN BOWL

(Tokyo, Japan)

1978	Steve Little, kicker
	Patrick Martin, defensive back
	Howard Sampson (injured),
	defensive back
1979	Ron Calcagni, quarterback
	Jerry Eckwood, running back
	Larry Jackson, linebacker
	Dean Weber, athletic trainer
1980	Kevin Scanlon, quarterback
1982	Darryl Mason, tight end
	Bruce Lahay, kicker
1983	Richard Richardson, nose guard
	Dean Weber, athletic trainer
1984	Mark Mistler, wide receiver
1986	Bobby Joe Edmonds, running back
1987	James Shibest, split end
1988	Tony Cherico, nose guard
	Eric Whitted, linebacker
1990	Jim Mabry, tackle
	Michael Shepherd, tackle
1992	Mick Thomas, linebacker

SENIOR BOWL

(Mobile, Ala.)

1950	Theron Roberts, guard
1951	Buddy Brown, guard
	Buddy Rogers, halfback
1952	Bob Griffin, center
	Fred Williams, tackle
1953	Buddy Sutton, halfback
1955	Bud Brooks (MVP - South Team), guard
1956	Henry Moore, fullback
1957	Jay Donathon, center
	George Walker, quarterback
	Jim Mooty, halfback
1961	Paul Dudley, halfback
1962	Danny Brabham, fullback
1966	Bobby Burnett, tailback
	Jim Lindsey, wingback
	Bobby Crockett, end
	Ernie Ruple, tackle
1968	Jim Barnes, guard
1971	Jerry Moore, defensive back
1976	Richard LaFargue, center
1977	Gerald Skinner, tackle
1978	Vaughn Lusby, defensive back
1980	Greg Kolenda, offensive tackle
	Chuck Herman, offensive guard
1983	Billy Ray Smith, defensive end
	Steve Korte, offensive guard
1989	Kendall Trainor, kicker
1992	Ron Dickerson Jr., flanker
1994	Henry Ford, defensive end
	Isaac Davis, offensive guard
	Steven Conley, defensive end
1996	Brandon Burlsworth, offensive guard
1998	Anthony Lucas, wide receiver
1999	David Barrett, cornerback
	Kenoy Kennedy, safety
	Joe Dean Davenport, tight end
	Bobbie Williams, offensive tackle
2000	Quinton Caver, linebacker
	Randy Garner, defensive end
	Boo Williams, wide receiver

2001	Carlos Hall, defensive end
2003	Cedric Cobbs, tailback
2005	Matt Jones, quarterback/wide receiver
2007	Brett Goode, deep snapper
	Tony Ugoh, offensive tackle
2008	Robert Felton, offensive guard
	Marcus Harrison, defensive tackle
	Peyton Hillis, fullback
2009	Jonathan Luigs, center
2010	Mitch Petrus, offensive lineman
2011	DeMarcus Love, offensive lineman
	D.J. Williams, tight end
2012	Joe Adams, wide receiver
	Jake Bequette, defensive end
2013	Cobi Hamilton, wide receiver
	Tyler Wilson, quarterback
2014	Chris Smith, defensive end
	Travis Swanson, center

TEXAS VS. THE NATION ALL-STAR CHALLENGE

(El Paso, Texas)

2009	Jamar Love, cornerback
	Jose Valdez, offensive tackle

TEXAS VS. THE NATION

(Allen, Texas)

2013	DeQuinta Jones, defensive tackle
	Ronnie Wingo Jr., running back
	Darius Winston, cornerback

CASINO DEL SOL ALL-STAR GAME

(Tucson, Ariz.)

2012	Broderick Green, running back
2013	Jared Green, defensive tackle

RAZORBACKS IN THE PROS

FIRST-ROUND RAZORBACKS

The following are former Razorbacks who were drafted in the first round in their respective professional football drafts.

1938	Jack Robbins, TB, by Chicago Cardinals
1940	Kay Eakin, QB, by Pittsburgh Steelers
1948	Clyde Scott, HB, by Philadelphia Eagles
1954	Lamar McHan, QB, by Chicago Cardinals
1956	Preston Carpenter, OE, by Cleveland Browns
1962	Lance Alworth, WR, by San Francisco 49ers
1967	Loyd Phillips, DE, by Chicago Bears
	Harry Jones, RB, by Philadelphia Eagles
1978	Steve Little, P, by St. Louis Cardinals
1979	Dan Hampton, DT, by Chicago Bears
1983	Billy Ray Smith Jr., LB, by San Diego Chargers
	Gary Anderson, RB, by San Diego Chargers
1984	Ron Faurot, DE, by New York Jets
1989	Wayne Martin, DE, by New Orleans Saints
	Steve Atwater, DB, by Denver Broncos
1994	Henry Ford, DE, by Houston Oilers
2004	Shawn Andrews, OT, by Philadelphia Eagles;
	Ahmad Carroll, CB, by Green Bay Packers
2005	Matt Jones, WR, by Jacksonville Jaguars
2007	Jamaal Anderson, DE, by Atlanta Falcons
2008	Darren McFadden, RB, by Oakland Raiders;
	Felix Jones, RB, by Dallas Cowboys

CURRENT UA NFL PLAYERS

Alvin Bailey, OG, Seattle Seahawks
 Jake Bequette, DE, New England Patriots
 Knile Davis, RB, Kansas City Chiefs
 Jerry Franklin, LB, Chicago Bears
 Nate Garner, OT, Miami Dolphins
 Brett Goode, OG, Green Bay Packers
 Chris Gragg, TE, Buffalo Bills
 Cobi Hamilton, WR, Cincinnati Bengals
 Javonte Herndon, San Diego Chargers
 Alonzo Highsmith, LB, Kansas City Chiefs
 Peyton Hillis, New York Giants
 Zack Hocker, Washington Redskins*
 Julian Horton, Tennessee Titans
 Dennis Johnson, RB, Houston Texans
 Ryan Mallett, QB, New England Patriots
 Darren McFadden, RB, Oakland Raiders
 Jason Peters, OT, Philadelphia Eagles
 Kiero Small, Seattle Seahawks*
 Chris Smith, Jacksonville Jaguars*
 Travis Swanson, Detroit Lions*
 D.J. Williams, TE, New England Patriots
 George Wilson, WR, Tennessee Titans
 Tyler Wilson, QB, Tennessee Titans
 Ronnie Wingo Jr., RB, Buffalo Bills
 Jarius Wright, WR, Minnesota Vikings

As of June 1, 2014 *–2014 Draft Pick

A

Chad Abernathy	Minnesota
Gary Adams	Philadelphia [1969]
Joe Adams	Carolina [2012–13]
O'Neal Adams	NY Giants [1942–45], Brooklyn (AAFC)
Anders Akerstrom	New Orleans [2005], Hamburg (NFL) [2006]
Winston Alderson	Houston
Lance Alworth*	San Diego [1962–70], Dallas [1971–72]
Gary Anderson*	Tampa Bay (USFL), San Diego [1985–88], Tampa Bay [1990–93], Memphis (CFL), Detroit [1993]
Jamaal Anderson*	Atlanta [2007–10], Indianapolis [2011], Cincinnati [2012–13]
Ken Anderson	Chicago [1999], Orlando (XFL)
Shawn Andrews*	Philadelphia [2004–2009], New York Giants [2010]
Rick Apolskis	NY Giants, Barcelona (WLAF)
Steve Atwater*	Denver [1989–98], NY Jets [1999]

B

Herman Bagby	Brooklyn (AAFC), Cleveland (AAFC)
Alvin Bailey	Seattle [2013–Present]
Alton Baldwin	Buffalo (AAFC), Green Bay [1950]
Hubert Barker	NY Giants [1942–45]
David Barrett	Arizona [2000–03], NY Jets [2004–08]
Jake Bequette	New England [2012–Present]
Jay Bequette	Oklahoma (USFL)
Geno Bell	NY Jets, Cleveland
Mike Bender	Atlanta
Ken Benson	Toronto (CFL)
Jim Benton	Los Angeles (Rams) [1938–40, 42, 44–47] Cleveland, Chicago [1943]
DeCori Birmingham	New England [2005], New York Jets [2005], San Francisco [2006], New York Giants [2006–07], Indianapolis [2007], Carolina [2007–09]
Kirk Botkin	New England, New Orleans [1994–95], Pittsburgh [1996–97], Houston [1963–67], Cincinnati [1968]
Danny Brabham	San Francisco [1997]
Vincent Bradford	Arizona [1999], Calgary (CFL) [2002–04]
Melvin Bradley	Calgary (CFL), Edmonton (CFL)
Jesse Branch	New Orleans [1987]
Robert Brannon	New Orleans [2004], Green Bay [2005]
Sam Breeden	Dallas [2003–05], Chicago
Jermaine Brooks	Chicago [2007]
Richard Brothers	Detroit [1941]
Anthony Brown	San Diego [1968]
Maurice Britt	Detroit
Jon Brittenum	Chicago
William Brooks	Washington [1951–52], Green Bay [1953–56]
Richard Brothers	Kansas City [1982–83, 87], Washington [1981], Chicago (USFL)
Bill Brown	Minnesota
Trent Bryant	Miami [2004–05], Cincinnati [2006], Calgary (CFL) [2007]
Wes Bryant	San Francisco [1976–78]
Tony Bua	Memphis (WFL), Pittsburgh, British Columbia (CFL)
Scott Bull	Indianapolis [1998]
Dick Bumpas	Buffalo [1966–67], Denver [1969]

C

Ron Calcagni	Ottawa (CFL), Edmonton (CFL)
Ravin Caldwell	Washington [1987–92]
Leon Campbell	NY Yanks [1950], Chicago [1952–54], Pittsburgh [1955]
Lew Carpenter	Detroit [1953–55], Cleveland [1957–58], Green Bay [1959–63]
Preston Carpenter*	Cleveland [1956–59], Pittsburgh [1960–63], Washington [1964–66], Miami [1966], Minnesota [1966]
Ahmad Carroll*	Green Bay [2004–05], Jacksonville [2006], Orlando (AFL) [2008], NY Jets [2009]
Albert Casey	St. Louis (Browns)

Daryl Cato
 Ronnie Caveness
 Quinton Caver

Tyrone Chatman
 Freddie Childress

Greg Childs
 Chrys Chukwuma
 Jessie Clark

Thomas Cobb

Cedric Cobbs

Raymond Cole
 James Collier

Steven Conley

Grant Cook
 Anthony Cooney
 D.J. Cooper
 Charles Corgan
 Ben Cowins
 Steve Cox
 Reggie Craig

Elbert Crawford

Milan Creighton
 Bobby Crockett
 Tom Crowder
 Dick Cunningham

De'Anthony Curtis

Miami (AAFC)
 Houston [1966–68], Kansas City
 Philadelphia [2001–02],
 Kansas City [2002–04], Dallas [2005–06], Hamilton (CFL) [2007]
 British Columbia (CFL)
 Cincinnati, Oakland, Dallas,
 New England [1991],
 Cleveland, Calgary (CFL),
 Saskatchewan (CFL) [2006]
 Minnesota [2012–13]
 Dallas, Las Vegas (XFL), Tennessee
 Green Bay [1983–87], Detroit [1988],
 Phoenix [1988–89], Minnesota [1989–90]
 Kansas City, Cleveland,
 Detroit, Chicago (Cardinals) [1931]
 New England [2004–05],
 Denver [2006]
 Milwaukee [1940–41]
 NY Giants [1962],
 Washington [1963]
 Pittsburgh [1996–98],
 Indianapolis [1998],
 Saskatchewan (CFL)
 Green Bay [2012], Minnesota [2012]
 Chicago, Montreal (WLAF)
 New Orleans, Memphis (XFL)
 Kansas City, Hartford, NY Giants
 Philadelphia, Kansas City, Toronto, (CFL)
 Cleveland, Washington [1981–88]
 Kansas City [1975–76], Buffalo [1977],
 Cleveland
 LA Rams, New England [1990–91],
 Denver
 Chicago (Cardinals) [1931–37]
 Buffalo [1966–69]
 Dallas [2004–06]
 Buffalo [1967–72],
 Philadelphia [1973], Houston [1973],
 Detroit
 Tampa Bay [2012]

D

Weston Dacus
 Kim Dameron
 Joe Dean Davenport
 Andrew Davie
 Brandon Davis#
 Curt Davis
 Isaac Davis
 Knile Davis
 Ron Dickerson, Jr.
 Chuck Dicus
 Arrion Dixon
 Ray Dominguez
 Freddie Douglas
 Bobby Duckworth
 Paul Dudley
 # PLAYED BASKETBALL AT UA

E

Kay Eakin*
 Jerry Eckwood
 Bobby Joe Edmonds
 Anthony Eubanks
 Jack Ettinger

F

Ron Faurot
 Robert Felton
 Joe Ferguson
 Milton Fields
 Henry Ford*
 Ike Forte
 Robert Forte
 Barry Foster
 Aubrey Fowler
 Jerry Franklin

NY Jets [1984–85]
 Buffalo [2008], Oakland [2008]
 Buffalo [1973–84], Detroit [1985–87],
 Tampa Bay [1988–89],
 Indianapolis [1990]
 Birmingham (USFL), Washington
 Houston/Tennessee [1994–2002]
 NY Giants, Washington [1978–80]
 Green Bay [1946–53]
 Pittsburgh [1990–94]
 Boston Yanks [1948]
 Denver [2012], Chicago [2013–Present]

RAZORBACKS IN THE PROS

G

Nate Garner	New York Jets [2008], Miami Dolphins [2009–12]
Randy Garner	Atlanta [2001], Jacksonville [2002], Rhein Fire (NFL) [2004], Denver Broncos [2004]
Grant Garrett	Green Bay, Kansas City
Greg Gatson	San Diego [2012–13]
Tom Ginn	Detroit [1980–81]
Jeff Goff	Washington
Brett Goode	Jacksonville [2007], Green Bay [2008–Present]
Chris Gragg	Buffalo [2013–Present]
Michael Grant	Jacksonville [2008], Kansas City [2008], Washington [2008–09], Cleveland [2009]
Oscar Gray	Phoenix [1995], Seattle [1996–97]
Bob Griffin	St. Louis [1961], Los Angeles (Rams) [1953–57], Detroit

H

John Haden	NY Giants [1936–38]
Ryan Hale	NY Giants [1999–2000]
Carlos Hall	Tennessee [2002–05], Kansas City [2005–06], Denver [2007]
Cobi Hamilton	Cincinnati [2013–Present]
Ray Hamilton	Cleveland, Detroit [1939], Los Angeles (Rams) [1938, 44–47], Philadelphia [1940]
Ken Hamlin	Seattle [2003–06], Dallas [2007–09], Indianapolis [2010–11]
Dan Hampton*	Chicago [1979–90]
William Hampton	Montreal (CFL)
Dave Hanner	Green Bay [1952–64]
LaSalle Harper	Chicago [1989], NY Giants [1989]
Corey Harris	Atlanta
Elliott Harris	Pittsburgh [2005], Houston [2006]
Leotis Harris	Green Bay [1978–83]
Steven Harris	Washington [2005–07]
Wayne Harris	Calgary (CFL)
Marcus Harrison	Chicago [2008–10], Philadelphia [1942], Washington [1943]
Ken Hayden	Atlanta [1980]
Chuck Herman	Pittsburgh [1941], Cleveland, Los Angeles (Rams) [1941, 45–48]
Howard Hickey	Green Bay, Jacksonville
Anthony Hicks	Miami [2013], Kansas City [2013–Present]
Alonzo Highsmith	Cleveland, Berlin (NFL), Oakland [2002–03]
Madre Hill	Oakland [2002–03]
Peyton Hillis	Denver [2008–09], Cleveland [2010–11], Kansas City [2012], New York [2013–Present]
Glen Ray Hines	Houston [1966–70], New Orleans [1971–72], Pittsburgh [1973]

Bill Hix
Gary Hobbs
John Hoffman
Floyd Hogan
Derek Holloway

Greg Horne

Julian Horton
Raymond House
Chris Houston

De'Arrius Howard
Jim Lee Howell

Jeb Huckeba

Philadelphia [1950]
Kansas City
Chicago [1949–56]
British Columbia (CFL)
Michigan, (USFL), Arizona (USFL),
Washington [1986], Tampa Bay [1987]
Cincinnati [1987], St. Louis/
Phoenix [1987–88], Washington,
London (WLAF)
Tennessee [2013–Present]
Atlanta [2003–04], Ottawa (CFL) [2005]
Atlanta [2007–09], Detroit
[2010–Present]
Kansas City [2006]
NY Giants [1937–42, 46–48],
Tampa Bay
Seattle [2005–06]

I

Darwin Ireland Chicago [1994–1995]

J

Eddie Jackson Carolina [2004–05],
Miami [2006], New England [2007],
Washington [2008]
Keith Jackson St. Louis [2007], San Diego [2008]
Charles Jamerson Hartford
Michael James Dallas
Michael Jenkins Toronto (CFL), Houston,
Montreal (CFL) [2005],
Edmonton (CFL) [2006]
Dennis Johnson Houston [2013–Present]
Ray Lee Johnson San Diego [1993–03], Denver
[2004–05]
Felix Jones* Dallas [2008–12], Philadelphia [2013]
Harry Jones* Philadelphia [1967–71]
J.J. Jones Dallas [2001], New Orleans [2002–03],
Scottish (NFL) [2004]
Matt Jones* Jacksonville [2005–2008],
Cincinnati [2010]

K

Allen Keen Philadelphia [1937–38]
Randy Kelly Kansas City [2007]
Kenoy Kennedy Denver [2000–04], Detroit [2005–07]
Carl Kidd Oakland [1995–96],
British Columbia (CFL) [2000],
Minnesota [2001],
British Columbia (CFL) [2002–06]
Keith Kidd Minnesota [1987]
Mike Kirkland Baltimore (Colts) [1976–78]
Steve Korte New Orleans [1983–90]
Greg Koch Green Bay [1977–85], Miami [1986–
87], Minnesota [1987]

ARKANSAS IN THE NFL DRAFT

(since 1982)

- 1982 LB Jeff Goff (12th round, Washington)
- 1983 LB Billy Ray Smith (1st, San Diego), RB Gary Anderson (1st, San Diego), C Steve Korte (2nd, New Orleans), DB Danny Walters (4th, San Diego), RB Jessie Clark (7th, Green Bay)
- 1984 DE Ron Fautot (1st, N.Y. Jets), WR Keith Kidd (9th, Minnesota)
- 1986 DB Greg Lasker (2nd, N.Y. Giants), LB Ravin Caldwell (5th, Washington), RB Bobby Joe Edmonds (5th, Seattle), LB Nick Miller (5th, Cleveland), DB Kevin Wyatt (5th, Miami)
- 1987 P Greg Horne (5th, Cincinnati), TE Theo Young (12th, Pittsburgh)
- 1989 DE Wayne Martin (1st, New Orleans), SS Steve Atwater (1st, Denver), OT Freddie Childress (2nd, Cincinnati), LB Kerry Owens (4th, Cincinnati), DB Richard Brothers (7th, Chicago), K Kendall Trainor (9th, Phoenix), LB LaSalle Harper (9th, Chicago)
- 1990 RB Barry Foster (5th, Pittsburgh), RB James Rouse (8th, Chicago), G Elbert Crawford (8th, L.A. Rams), DB Anthony Cooney (12th, Chicago)
- 1991 WR Derek Russell (4th, Denver)
- 1993 DE Raylee Johnson (4th, San Diego)
- 1994 DT Henry Ford (1st, Houston), G Isaac Davis (2nd, San Diego)
- 1996 LB Steven Conley (3rd, Pittsburgh), DT Junior Soli (5th, San Diego)
- 1997 LB Anthony Hicks (5th, Green Bay)
- 1998 DE David Sanders (7th, Oakland)
- 1999 OG Brandon Burlsworth (3rd, Indianapolis), LB Melvin Bradley (6th, Arizona), RB Madre Hill (7th, Cleveland), DT Ryan Hale (7th, N.Y. Giants)
- 2000 SS Kenoy Kennedy (2nd, Denver), OG Bobbie Williams (2nd, Philadelphia), CB David Barrett (4th, Arizona), WR Anthony Lucas (4th, Green Bay), WR Emanuel Smith (6th, Jacksonville)
- 2001 LB Quinton Caver (2nd, Philadelphia), DE Randy Garner (6th, Atlanta)
- 2002 DE Carlos Hall (7th, Tennessee)
- 2003 FS Ken Hamlin (2nd, Seattle)
- 2004 OT Shawn Andrews (1st, Philadelphia), CB Ahmad Carroll (1st, Green Bay), LB Caleb Miller (3rd, Cincinnati), RB Cedric Cobbs (4th, New England), LB Tony Bua (5th, Miami), OT Bo Lacy (6th, Pittsburgh)
- 2005 WR Matt Jones (1st, Jacksonville), DE Jeb Huckeba (5th, Seattle)
- 2006 S Vickiel Vaughn (7th, San Francisco)
- 2007 DE Jamaal Anderson (1st, Atlanta), CB Chris Houston (2nd, Atlanta), OT Tony Ugoh (2nd, Indianapolis), DT Keith Jackson (7th, St. Louis)
- 2008 RB Darren McFadden (1st, Oakland), RB Felix Jones (1st, Dallas), DT Marcus Harrison (3rd, Chicago), OT Nate Garner (7th, New York Jets), FB Peyton Hillis (7th, Denver), WR Marcus Monk (7th, Chicago)
- 2009 C Jonathan Luigs (4th, Cincinnati)
- 2010 OG Mitch Petrus (5th, N.Y. Giants)
- 2011 QB Ryan Mallett (3rd, New England), TE D.J. Williams (5th, Green Bay), OT DeMarcus Love (6th, Minnesota)
- 2012 DE Jake Bequette (3rd, New England), WR Joe Adams (4th, Carolina), WR Jarius Wright (4th, Minnesota), WR Greg Childs (4th, Minnesota)
- 2013 RB Knile Davis (3rd, Kansas City), QB Tyler Wilson (4th, Oakland), WR Cobi Hamilton (6th, Cincinnati), TE Chris Gragg (7th, Buffalo)
- 2014 C Travis Swanson (3rd, Detroit Lions), DE Chris Smith (5th, Jacksonville Jaguars), FB Kiero Small (7th, Seattle Seahawks), K Zach Hocker (7th, Washington Redskins)



Brett Goode signed with the Packers in 2008 after lettering for Arkansas from 2003–06. Entering the 2013 season, he has appeared in every game of his Green Bay career, including the Packers' victory in Super Bowl XLV that concluded the 2010 season.

RAZORBACKS IN THE PROS



Darren McFadden was drafted fourth overall by the Oakland Raiders in 2008. In his first five seasons, he has accrued more than 3,000 rushing yards and more than 1,000 receiving yards while scoring 23 total touchdowns.

L

Bo Lacy	Pittsburgh [2004], Chicago [2005], Indianapolis [2006], Atlanta [2007]
Jerry Lamb	Kansas City
Sacha Lancaster	Hamburg (NFL) [2005], Rheine (NFL) [2006], British Columbia (CFL) [2007]
Greg Lasker	NY Giants [1986-88], Phoenix [1988], Chicago [1988]
Homer Ledbetter	Chicago Cardinals [1932-33]
Jim Lindsey	Minnesota [1966-72]
Steve Little*	St. Louis [1978-80]
DeMarcus Love	Minnesota, [2011-13]
Jamar Love	New England [2009], Dallas [2009], Tampa Bay [2009], Tennessee [2009]
Anthony Lucas	Green Bay, Dallas
Jonathan Luigs	Cincinnati [2009]
Kenneth Lunday	NY Giants [1937-41, 46-47]
Vaughn Lusby	Cincinnati [1979], Chicago [1980]

M

Isaac Madison	Dallas [2012]
Ryan Mallett	New England [2011-Present]
Brisen Manor	Denver [1977-84], Tampa Bay [1984]
Fred Marshall	Calgary (CFL)
Wayne Martin*	New Orleans [1989-99]
Darryl Mason	Birmingham (USFL)
Geno Mazzanti	NY Yanks [1950]
Jerry Mazzanti	Philadelphia [1963], Detroit [1966], Pittsburgh [1967]
Bruce Maxwell	Detroit [1970]
Darren McFadden*	Oakland [2008-Present]
Bill McClard	San Diego [1972], New Orleans [1973-75]
Lamar McHan*	Chicago Cardinals [1954-58], Green Bay [1959-60], Baltimore Colts [1961-63], San Francisco [1963]
J.J. Meadors	Edmonton (CFL)
Peter Merloni	Boston Braves
Caleb Miller	Cincinnati [2004-07]
Nick Miller	Cleveland
Verl Mitchell	Atlanta
Marcus Monk	Chicago [2008], Carolina [2009]
Charles Moore	Washington [1962]
Henry Moore	NY Giants [1956], Baltimore Colts [1957]
Jerry Moore	Chicago [1971-72], New Orleans [1973-74]
Jim Mooty	Dallas [1960]
Alex Mortensen	Tennessee [2009]

Dickey Morton	Toronto (CFL), Pittsburgh
Lock Morton	Newark
Tom Murphy	Chicago Cardinals [1934]
Wes Murphy	Kansas City [2007]

N

Jerico Nelson	New Orleans [2012-13]
Gerald Nesbitt	Ottawa (CFL)

O

Sam Olajubutu	Tampa Bay [2007]
Tony Ollison	Indianapolis, San Antonio (USFL)
Kerry Owens	Cincinnati, Cleveland [1989]

P

Zac Painter	Dallas
Stephen Parker	Miami [2007]
Leon Pense	Pittsburgh [1945]
Jason Peters	Buffalo [2004-08], Philadelphia [2009-Present]
Mitch Petrus	New York Giants [2010-12], New England [2012], Tennessee [2012]
Jermaine Petty	Cincinnati [2002], Green Bay [2003]
Loyd Phillips*	Chicago [1967-69], New Orleans
Joyce Pipkin	NY Giants [1948], Los Angeles

R

Davis Reavis	Pittsburgh [1974-75], Tampa Bay [1976-83]
Mike Reppond	Chicago [1973], British Columbia (CFL)
Lawrence Richardson	Buffalo [2004], Hamburg (NFL) [2005]
Matterral Richardson	Washington [2008], Houston [2008], Cleveland [2009]
Danny Rhodes	Baltimore Colts [1974]
Jack Robbins*	Chicago Cardinals [1938-39]
Kyle Roper	Baltimore [2006]
James Rouse	Chicago [1990-91]
Coy Ernest Ruple	Pittsburgh [1968-69]
Derek Russell	Denver [1991-94], Houston/Tennessee [1995-97]

S

Floyd Sagely	Chicago Cardinals [1957]
Roland Sales	Toronto (CFL), Montreal (CFL)
Howard Sampson	Green Bay [1978-79]
David Sanders	Oakland, San Francisco (XFL)
Kenny Sandlin	Carolina [2002], Minnesota [2003]
Kevin Scanlon	Los Angeles Rams [1980], Hamilton (CFL) [1980]
Clyde Scott*	Philadelphia [1949-52], Detroit [1952]
Earl Scott	Amsterdam (WLAFL)
Malcolm Sheppard	Houston [2010], Tennessee [2010-2011]
Milt Simington	Cleveland, Pittsburgh [1942]
Desmond Sims	New Orleans [2007]
Gerald Skinner	Green Bay [1978]
Dwight Sloan	Chicago Cardinals [1938], Detroit [1939-40]

Billy Ray Smith Sr.	Los Angeles Rams [1957], Pittsburgh [1958-60], Baltimore Colts [1961, 63-70]
---------------------	--

Billy Ray Smith Jr.*	San Diego [1983-92]
Emanuel Smith	Jacksonville [2000]
Mark Smith	Kansas City
Richard Smith	Kansas City [2004-05], Washington [2006], Edmonton (CFL) [2007]

Rollen Smith	St. Louis
Michael Snowden	Tennessee
Junior Soli	San Diego
Ryan Sorahan	New Orleans [2004]
Ronny South	New Orleans [1968]
Ray Spillers	Philadelphia [1937]
Bob Stankovitch	Kansas City
George Stewart	Kansas City
Clint Stoerner	Dallas [2000-03], Scottish (NFL), Miami [2004]

Donnie Stone	Denver [1961-64], Buffalo [1965], Houston [1966]
--------------	--

Pat Summerall	Detroit [1952], Chicago Cardinals [1953-57], NY Giants [1958-61]
Buddy Sutton	Baltimore

T

Fred Talley	Atlanta [2003], Edmonton (CFL) [2004], Montreal (CFL) [2005], Atlanta [2006]
Brad Taylor	Edmonton (CFL), Montreal (CFL)
R.C. Thielemann	Atlanta [1977-84], Wash. [1985-88]
Mick Thomas	Atlanta
Tramain Thomas	Tampa Bay [2012]
Wilfred Thorpe	Cleveland
Curtis Townsend	St. Louis [1978], San Diego
Kendall Trainor	Phoenix, Sacramento (WLAFL), New York, New Jersey (WLAFL)
Zac Tubbs	Buffalo [2007]

U

Tony Ugoh	Indianapolis [2007-09], Detroit [2010], N.Y. Giants [2011]
Ron Underwood	Chicago

V

Jose Valdez	Atlanta [2009-11], St. Louis [2012]
Clyde Van Sickle	Green Bay [1932-33]
Vickiel Vaughn	San Francisco [2006], Washington [2007], Denver [2008]
Darius Vinnett	St. Louis [2007-08]

W

Jimmy Walker	Minnesota [1987], Edmonton (CFL), Ottawa (CFL), Birmingham (USFL)
Gavin Walls	Minnesota [2003], Scottish (NFL) [2004], Winnipeg (CFL) [2005-2010], Montreal (CFL) [2010-11]
Danny Walters	San Diego [1983-87]
Charles Washington	Green Bay [1987]
Orlando Watters	Seattle [1994]
Tim Webster	Green Bay [1971]
Marsh White	NY Giants [1975-77]
Bobbie Williams	Philadelphia [2000-03], Cincinnati [2004-11]
Boo Williams	New Orleans [2001-05], NY Giants [2006]
D.J. Williams	Green Bay [2011-13], New England [2013-Present]
Fred Williams	Chicago [1952-63], Washington [1964-65]
Patrick Williams	New York Jets
George Wilson	Detroit [2004], Buffalo [2005-12], Tennessee [2013-Present]
Tyler Wilson	Oakland [2013], Tennessee [2013-Present]
Ronnie Wingo Jr.	Atlanta [2013], Buffalo [2013-Present]
Ben Winkleman	Milwaukee
Bill Winston	New York Jets
Dennis Winston	Pittsburgh [1977-81, 85-86], New Orleans [1982-85]
Jarius Wright	Minnesota [2012-Present]
Don Wunderly	Pittsburgh, British Columbia (CFL)
Kevin Wyatt	Miami, San Diego [1986]
Harry Wynne	Boston Yanks, NY Giants [1945]

Y

Theo Young	Pittsburgh [1987]
------------	-------------------


**Drafted first round*

Years spent with each team not available for all players.



George Wilson signed with the Tennessee Titans after eight seasons in Buffalo. In his eight seasons as a Bill, he was voted a team captain five times, made 55 starts and was the team's Walter Payton Man of the Year winner twice.

RAZORBACKS IN THE SUPER BOWL



Steve Atwater's three Super Bowl appearances as a player are the most by a former Arkansas student-athlete. After making his Super Bowl debut in Super Bowl XXIV, Atwater helped the Denver Broncos win back-to-back Super Bowls as they took Super Bowl XXXII against Green Bay before winning Super Bowl XXXIII against Atlanta.

PLAYER

Lance Alworth, WR
Steve Atwater, S

Alvin Bailey, OT
Ravin Caldwell, LB

Mike Cherry, QB
Steve Cox, P
Henry Ford, DT/DE
Brett Goode, LS
Ryan Hale, DT
Dan Hampton, DE
Madre Hill, RB
Tavaris Jackson, QB
Raylee Johnson, DE
Greg Lasker, S
Jim Lindsey, RB
Ryan Mallett, QB
Brisen Manor, DE
Mitch Petrus, OG
Dave Reavis, OT

Billy Ray Smith, DT

R.C. Thieleman, OG
Tony Ugoh, OT

Bobbie Williams, OG
Dennis Winston, LB

COACH

Raymond Berry*
Don Breau*

Pete Carroll*
Joe Gibbs*

Bill Johnson*
Jimmy Johnson

John Mitchell*

Barry Switzer
Fred Von Appen*

*Coached at Arkansas

OWNER

Jerry Jones

TEAM

Dallas
Denver

Seattle
Washington

N.Y. Giants
Washington
Tennessee
Green Bay
N.Y. Giants
Chicago
Oakland
Seattle
San Diego
N.Y. Giants
Minnesota
New England
Denver
N.Y. Giants
Pittsburgh

Baltimore Colts

Washington
Indianapolis
N.Y. Giants
Baltimore
Pittsburgh

TEAM

New England
Washington

Seattle
Washington

New Orleans
Dallas

Pittsburgh

Dallas
San Francisco

TEAM

Dallas

SUPER BOWL (OPPONENT)

VI (Miami)
XXIV (San Francisco)
XXXII (Green Bay)
XXXIII (Atlanta)
XLVIII (Denver)
XXII (Denver)
XXVI (Buffalo)
XXXV (Baltimore)
XXII (Denver)
XXIV (St. Louis)
XLV (Pittsburgh)
XXXV (Baltimore)
XX (New England)
XXXVII (Tampa Bay)
XLVIII (Denver)
XXIX (San Francisco)
XXI (Denver)
IV (Kansas City)
XLVI (N.Y. Giants)
XII (Dallas)
XLVI (New England)
IX (Minnesota)
X (Dallas)
III (N.Y. Jets)
V (Dallas)
XXII (Denver)
XLIV (New Orleans)
XLVI (New England)
XLVII (San Francisco)
XIII (Dallas)
XIV (Los Angeles Rams)

SUPER BOWL (OPPONENT)

XX (Chicago)
XVII (Miami)
XVIII (Los Angeles Raiders)
XXII (Denver)
XXVI (Buffalo)
XLVIII (Denver)
XVII (Miami)
XVIII (Los Angeles Raiders)
XXII (Denver)
XXVI (Buffalo)
XLIV (Indianapolis)
XXVII (Buffalo)
XXVIII (Buffalo)
XXX (Dallas)
XL (Seattle)
XLIII (Arizona)
XLV (Green Bay)
XXX (Pittsburgh)
XIX (Miami)
XXIII (Cincinnati)

SUPER BOWL (OPPONENT)

XXVII (Buffalo)
XXVIII (Buffalo)
XXX (Pittsburgh)



Razorback Bobbie Williams earned the Lombardi Trophy, helping Baltimore to a 34-31 win over San Francisco in Super Bowl XLVII. Baltimore's win marked the fourth straight year a former Razorback played on the Super Bowl-winning team.

Jerry Jones (left) and Jimmy Johnson (right) celebrate with the Lombardi Trophy after the Dallas Cowboys defeated the Buffalo Bills in Super Bowl XXVIII for their second straight Super Bowl victory over the Bills. Dallas went on to win Super Bowl XXX after Jones hired Barry Switzer, a former UA assistant coach, to lead the Cowboys.



Billy Ray Smith became the first former Razorback to appear in the Super Bowl when the Baltimore Colts faced the New York Jets in Super Bowl III. He returned to the Super Bowl with the Colts two years later and helped them defeat the Dallas Cowboys to win Super Bowl V.

LETTERWINNERS

(The UA Media Relations Office welcomes corrections from authentic sources)

*denotes team captains

A

Abernathy, Chad	1995, '96 '97 '98
Adair, Marcus	1993, '94 '95
Adams, Dave	1962, '63
Adams, Gary	1966, '67 '68*
Adams, Gary	1989, '90 '91 '92
Adams, Joe	2008, '09 '10, '11
Adams, Oliver	1927 '28
Adams, O'Neale	1939, '40 '41
Adams, Tim	1976, '77 '78
Adkins, Jim	1956
Aguirre, Michael	2006, '07 '08
Akerfelds, Darrel	1980, '81
Akers, Freddy	1958, '59
Akerstrom, Anders	2004
Akin, Chris	1998, '99
Akins, Chris	1995
Akins, Terry	1992
Albert, Joe Paul	1958, '59 '60
Alberty, Brett	1987
Alcorn, E.	1923
Alcorn, Hal	1917, '18 '20
Alcorn, R.E.	1917, '18 '19 '20
Alderson, Winston	1994, '95 '96
Alexander, Brother	1984, '85
Alexander, Marion	1943
Alexander, Tim	1976, '80
Allen, Brandon	2012, '13
Allen, Clint	1976
Allen, Jason	1991, '92 '93 '94*
Allen, Joe	1909
Allen, V.V.	1896
Allison, Robert	1939
Alworth, Lance	1959, '60 '61
Ambrase, Damarlo	2007, '08 '09 '10
Amis, William	1921, '22
Anderson, Gary	1979, '80 '81 '82*
Anderson, Jamaal	2004, '05 '06
Anderson, Ken	1994, '95 '96 '97*
Anderson, Kevin	1984, '85
Anderson, Paul	1944, '45
Andrews, Shawn	2001, '02 '03
Apolskis, Rick	1986, '87 '88 '89
Arenz, Terry	1958
Armbrust, Seth	2009, '11
Armendariz, Richard	1984
Askev, Lavunce	2008, '09 '10
Atiga, Robert	2011, '13
Atkinson, Drexel	1948, '49
Atteberry, Dwight	1990, '91
Atwater, Steve	1985, '86 '87 '88*
Atwood, Ralph	1937, '38 '39
Audas, Stan	1973, '75
Avery, Steve	1973, '75
Avlos, Nick	1973*
Ayers, James	1925, '26

B

Bach, Tommy	1957, '58 '59
Bagby, Herman	1923, '24
Baigley, Alvin	2010, '11, '12
Bailey, Jack	1950
Bailey, Joe	1999

Bailey, Mitchell	2008
Bain, James	1915, '16 '19
Baker, Chris	2003, '04 '06 '07
Baker, Ed	1995
Baker, Kevin	2000
Baker, Mark	1994, '95 '96 '97
Baker, Pat	1993, '94
Baker, Victor	1980
Baldrige, Joe	1949
Baldwin, Alton	1943, '44 '45 '46
Baldwin, Jake	1945, '49
Ball, Nathan	1999, '00 '01 '02
Balseiro, Chris	2003, '04 '05
Banks, Curtis	1988, '89 '90 '91
Banks, Reggie	2003, '04
Banks, Tim	1965
Bankston, Bill	
Barker, Hubert	1940, '41
Barnes, Charlie	1958
Barnes, David	1957
Barnes, Jim	1966, '67 '68*
Barnes, J.J.	1901
Barnes, Teddy	1973, '74 '75
Barnett, Brandon	2007, '08, '09
Barnett, Robert	1957
Barrett, David	1996, '97 '98 '99*
Barrow, Bubba	1986, '87 '88 '89
Barwegen, Doug	1975, '76 '77
Basore, George	1919, '20 '21
Bass, Bill	1947, '48 '49
Battle, Khiry	2008
Baxter, John	1979
Baxter, Robert	1979
Bayne, Louis	1944
Bazzel, David	1981, '82 '84 '85*
Beachum, Rodney	1982, '83 '84 '85
Beane, Colmore	1944
Beard, Abner H.	1900, '02
Beard, Chip	1982
Beard, Scott Oscar	1903
Beasley, Jimmy	2000, '01 '02 '03*
Beavers, Garland	1926, '27 '28
Belknap, Ray	1919
Bell, Geno	1993, '94 '95 '97
Bell, Mark	1987, '88 '89
Bell, Richard	1957, '58*
Bemberg, Clay	2010
Bender, Mike	1964, '65*
Bennett, Archie	1970, '71
Bennett, Eric	2010, '11, '12, '13
Bennett, Richard	1955, '56 '57
Bennett, Ronnie	1969, '70
Benoit, Steve	1970
Benson, Buddy Bob	1954, '55
Benson, Ken	1989, '90
Benson, Mike	1986, '87
Benton, James "Jim"	1935, '36 '37*
Benton, Jim	1970, '71 '72
Benton, W.R.	1932, '33 '34*
Bentz, J.L.	1895
Bequette, Chris	1984, '85 '86 '87*
Bequette, George	1954, '55 '56
Bequette, Jake	2008, '09 '10, '11*
Bequette, Jay	1980, '81 '82
Bercher, Martine	1964, '65 '66
Berezansky, Chris	2008
Berner, Dennis	1967, '68 '69
Berry, Benny	1954, '56
Berry, Charlie	1956
Berry, D'Andre	1998, '99 '00 '01
Berry, Greg	1983

Berry, Homer	1922, '23 '24
Berryhill, Stuart	1964, '65 '66
Bettis, Evan	2008
Beutelschies, Gene	1962
Bexley, Carleton	1996
Bickerstaff, Ray	1945
Biddle, Joe	1932, '33
Billings, Fred M.	1902
Billingsley, Mickey	1974, '76 '77
Binnion, Scott	1970, '71 '72
Biocic, Jerry	1986, '87
Birdwell, Steve	1969, '70 '71
Birmingham, DeCorl	2001, '02 '03 '04*
Black, Charles	1932, '33
Black, Joe	1964, '65 '66
Blackburn, Claud	1924
Blackburn, Clifford	1923, '24
Blackmer, D.	1901
Blakely, Gervis T.	1910
Blakely, Ronnie	1961
Bland, John	1985, '86 '87 '88*
Blescoe, Fred	2004, '07
Blevins, Paul	1969
Bloom, John R.	1903, '04
Boatwright, William	1897, '98
Bobo, Donny	1976, '77 '78
Boepple, Emil	1932, '33
Bogard, Jerry	1951, '52 '53
Bohanon, Alex	1993
Bokermann, Mark	2000, '01 '02 '03
Boles, John	1956, '57
Bolton, Andy	1973
Bonneau, Rob	1989
Bonner, Mark	2005, '06 '07
Booth, Marc	1991
Boozman, H.	1924, '25 '26*
Boozman, John	1971, '72
Boren, Phillip	1979, '81 '82 '83
Boschetti, Mike	1968, '69 '70*
Botkin, Kirk	1990, '91 '92 '93*
Boulware, David	1993
Boutwell, Dale	1956
Bowles, Darryl	1979, '80 '81 '82
Boyd, Bill	1964
Boyd, Cordale	2013
Boydston, Brian	1997
Brabham, Danny	1960, '61 '62
Bracey, Bill	1951
Bracken, Richard	2005
Bradford, Carl	1985, '86 '87
Bradford, Eddie	1952, '53 '54
Bradford, Eric	1985, '86 '87 '88
Bradford, W.	1909, '10 '11 '12
Bradford, Mike	1978, '80
Bradford, Vincent	1993, '94 '95 '96
Bradford, William	1921
Bradley, Freddie	1991
Bradley, Melvin	1996, '97 '98
Bradsher, Bobby	1971
Branch, Eric	1997, '98 '99
Branch, Jesse	1961, '62
Branch, Job	1984, '85
Brand, Mike	
Brand, Rodger	1971, '72
Brand, Rodney	1967, '68 '69*
Brandt, Jason	1988, '89 '90
Brannon, Robert	1983, '84
Brasher, Tommy	1961, '62 '63
Brasuel, Jackie	1963, '64 '65*
Braswell, J.C.	1894
Brawner, Jim	1971, '72
Bray, Don	1994, '95
Brazil, Ernest	1917, '18
Breedon, Sam	2000, '01
Breeding, Dylan	2009, '10, '11, '12
Brewer, Nick	2010, '12
Briggs, Oscar Garner	1899
Britt, Maurice	1938, '39 '40
Britt, Tommy	1951
Brittium, Jon	1963, '65 '66
Broadway, Ramon	2007, '08 '09 '10*
Brooks, Chris	1998, '99
Brooks, Jermaine	1999, '00 '01
Brooks, John	1991
Brooks, Sam	1994, '96 '97
Brooks, Wm. Bud	1952, '53 '54
Brothers, Richard	1985, '86 '87 '88
Brown, Anthony	2005, '06
Brown, Charlie	1974
Brown, Fred I.	1900, '01*
Brown, J.R.	1986, '87
Brown, Justin	1995, '96
Brown, Larry	1973, '75
Brown, Pierre	2002, '03 '04 '05*
Brown, Russ	1995, '96 '97 '98
Brown, Spencer	1992, '93 '94 '95
Brown, Thomas	1978, '81 '82
Brown, Vann	1934, '35 '36
Brown, Wm. Buddy	1948, '49 '50*
Browne, Leshon	1986
Browning, Eric	1989, '90 '91 '92
Bruck, Kevin	1985

Bryan, Cameron	2009, '12
Bryan, Frank	1910
Bryan, Lemuel B.	1901, '02*
Bryant, Larry Gunn	1983
Bryant, Thakkeus "Bam"	2002
Bryant, Trent	1977, '78 '79 '80
Bryant, Wesley	1961, '62 '63
Bua, Tony	2000, '01 '02 '03*
Buckalew, Hollis	1928, '29 '30
Buckingham, Earl	1980, '81 '82
Buehner, Brian	2011, '12, '13
Bull, Scott	1972, '74 '75*
Bumpas, Dick	1968, '69 '70*
Burchfield, Mike	1977, '78 '79
Burks, Pete	1995, '96
Burleson, C.H.	1943
Burlingame, Mike	1977, '78 '79
Burlsworth, Brandon	1995, '96 '97 '98*
Burnett, Bill	1968, '69 '70*
Burnett, Bobby	1964, '65*
Burnett, Tommy	1965, '66
Burns, Billy	1972, '73 '74*
Burns, Keith	1980, '81 '82
Burns, Olan	1954, '55 '56
Burris, Pat	1989, '90
Burstein, Matt	1999, '00
Burton, Freddy	2007, '08 '09 '10
Busby, Bo	1973, '74 '75 '76
Butler, Richie	1999, '00 '01 '02*
Butler, Steve	1958, '59 '60*
Butz, Sam	1949
Bynum, Firmon	1940, '41

C

Cain, Dustin	2010
Cain, Terrance	1988
Cain, Tim	1988
Calcaigni, Mark	1984, '85
Calcaigni, Ron	1975, '76 '77 '78*
Caldwell, Ravin	1982, '83 '84 '85
Caldwell, Tracy	1990, '91 '92 '93
Calvin, Carlton	1991, '92 '93 '94
Cameron, Pat	1989, '90
Campbell, Charles	1915, '16
Campbell, Dean	1972
Campbell, Jason	2001
Campbell, Joe	1939
Campbell, Leon	1946, '47 '48 '49
Campbell, Louis	1970, '71 '72*
Campbell, Marcus	1994, '95 '96 '97
Campbell, Mike	1973, '74 '75*
Campbell, R. Roy	1894
Campbell, Steadman	2000, '01
Canada, Eugene Bud	1945, '46 '47 '48
Cantlope, Tracy	1992, '93 '94 '95
Capshaw, Gary	1972
Carder, David	1957
Carlton, David	2001, '02 '03 '04
Carpenter, J.P.	1943
Carpenter, Lewis	1950, '51 '52
Carpenter, Preston	1953, '54 '55*
Carr, Daunte	2011, '12, '13
Carroll, Ahmad "Batman"	2001, '02 '03
Carroll, J.J.	1915
Carson, Bill	1994, '95 '96 '97
Carter, Bill	1969, '70 '71
Carter, Bubba	1983
Carter, Elmo	1896, '97
Carter, Harry	1942, '46
Carter, Jan	1938, '39 '40
Carter, J.N.	1913
Caruthers, Ernie	1978
Castillo, Eric	1989
Castleberry, Mike	1983
Caston, Marvin	1996, '97 '98 '99
Cato, Daryl	1939, '40 '41*
Cauthron, Jim	1952, '53
Caver, Quinton	1997, '98 '99 '00
Cawood, Jim Brown	1894
Caveness, Ronnie	1962, '63 '64*
Ceaser, Caleb	2003
Centers, Donnie	1983, '85 '86
Chalene, Scott	1981, '83
Chalmers, Chris	1996, '97 '98 '99
Chambers, Anthony	1985, '86 '87 '88
Chambers, Joe	1929, '30 '32
Chapman, Johnson	1901, '02
Charpentier, Luke	2011, '12, '13
Chatman, Tyrone	1990, '91 '92 '93*
Cherico, Tony	1984, '85 '86 '87*
Cherry, Mike	1993, '94
Cheyne, Bob	1973, '74
Cheyne, Tommy	1956, '57
Childress, Bob	1985, '86 '87 '88
Childress, Freddie	1985, '86 '87 '88
Childress, John	1959, '60 '61*
Childs, E.	1902
Childs, Greg	2008, '09 '10, '11
Childs, James L.	1904
Chinn, John	1932
Chipman, Marvin	1925, '26

Christenbury, Tom	1980, '81
Christian, Don	1955, '56 '57
Chukwuma, Chrys	1996, '97 '98 '99
Chunn, Del	1990
Cialone, Felice	1942
Cissell, Mickey	1960, '61
Claborn, Joe	1945, '48
Clark, Elbert	1900, '01 '02
Clark, Jack	1940, '41
Clark, Jessie	1981, '82*
Clark, Leon	1994
Clark, W.H.	1930
Clark, Zak	2000, '01
Clavette, Marcus	1997
Clay, Billy	1960, '63
Clay, Charles	1975, '76 '77 '78
Clayton, Michael R.	1957
Cleveland, Ben	2006, '08 '09 '10
Cleveland, Jay	1986
Clinton, Chris	2002
Clyde, Steve	1977, '79 '80 '81
Coats, Jeff	1939, '40 '41
Cobbs, Cedric	1999, '01 '02 '03
Cochran, Maurice	1915, '16
Cody, Russell	1967, '68 '69
Coe, Michael	2003, '04 '05
Cole, Bob	1993
Cole, Charles	1956
Cole, George	1925, '26 '27
Cole, Johnny	1950, '51 '52
Cole, Nathan	1995, '96 '97 '98
Cole, Ray	1937, '38 '39*
Coleman, Eusell	1925, '26 '27*
Coleman, James W.	1916, '17 '18 '19*
Coleman, Richard	1968, '69
Coleman, Rod	2006, '07
Coleman, Sam	1921, '22 '23* '24
Coleman, Tiquention	2013
Coleman, Will	2012
Collier, Jimmy	1959, '60 '61
Collins, Alex	2013
Collins, Jared	2013
Collins, Kirk	1988, '89 '90 '91*
Collins, Ronnie	1976
Collins, Shane	2002
Conger, Marvin	1944
Conley, Steve	1992, '93 '94 '95*
Connor, Paul	1965, '66 '67
Cook, Brey	2011, '12, '13
Cook, Grant	2008, '09 '10, '11
Cook, Jake	1913, '14
Cook, John D.	1954
Cooks, Mark	1995
Cooney, Anthony	1986, '87 '88 '89*
Cooney, Mike	1958
Cooper, David	1965, '66 '67
Cooper, D.J.	1996, '97 '98 '99
Cope, Larry	
Cope, Robert	1943, '44
Corbett, Lundy	1936
Cordell, Corkey	1970, '71
Cordelli, Mark	1986
Corgan, Charles	1923
Cornelius, Jessie	1994, '95, '96
Cornish, Bryan	1991, '92 '93 '94
Corrotto, Leo	1933
Cory, A.B.	1894
Cory, Henry J.	1894
Cotton, Delano	1962
Cotton, Kotto	1991, '92 '93
Counce, Dale	1945, '46 '47
Courtney, J.G.	1898
Covington, Pete	1956
Cowan, D'Arthur	2012, '13
Cowger, James	1925, '26 '27
Cowins, Ben	1975, '76 '77 '78*
Cox, Curtis	1959, '60
Cox, David	1968, '69
Cox, Harold Earl	1943, '48
Cox, Harold Eugene	1952
Cox, James	1947
Cox, Steve	1979, '80
Crabough, Alfred J.	1921, '22 '23
Crabough, Quentin	1927, '28 '29
Crafton, James	1947, '48
Craig, Reggie	1972, '73 '74
Craig, Tim	2000
Crawford, Danny	1973, '74
Crawford, Elbert	1986, '87 '88 '89*
Crawford, Kerry	1985, '86 '87 '88
Crawford, London	2006, '07 '08, '09
Creekmore, Steve	1908, '09 '10*
Creighton, Milan	1928, '29 '3

LETTERWINNERS

Culpepper, Oren	1954, '55 '56
Culwell, J.D.	1904, '05 '06 '07
Cunningham, Dick	1964, '65 '66
Curry, Ken	1970
Curtis, DeAnthony	2008, '09 '10, '11
Cypert, Boyd	1910, '11 '12

D

D'Appollonio, Alan	2011, '12, '13
Dacus, Weston	2004, '05 '06 '07*
Daily, Adam	1999, '00
Daily, Marvin	1973, '74 '75
Dale, Jack	1928, '29 '30
Dalton, Dallas	1950
Dameron, Kim	1979, '80 '81 '82
Daniel, Charles	1963, '64*
Danielowicz, Mark	1984, '85
Darr, Earl	1929, '30 '31
Daugherty, Ray	1947
Davenport, Joe Dean	1996, '97 '98 '99
Davenport, Scott	2000, '01 '02 '03
Daves, Joe Paul	1966, '67
David, Richard	1990, '91 '92
Davidson, Gene	1915, '16 '17* '18 '19
Davie, Andrew	2006, '07 '08
Davis, Adrian	2006, '07 '08, '09
Davis, Alfred	2009, '10, '11, '12*
Davis, Curt	1998, '99 '00 '01*
Davis, Elijah	1973, '74 '75 '76
Davis, Isaac	1990, '91 '92 '93
Davis, Jeff	1991
Davis, Jeremy	2004, '06 '07 '08
Davis, Knile	2009, '10, '12*
Davis, Mike	1971, '72
Davis, Vincent	1991
Davis, Wendel	2006, '07 '08, '09
Davis, Wm. Jake	1946, '49
Davis, Raymond L.	1907, '08 '09 '10
Davis, Walter	1943
Deacon, Tyler	2011, '12
Dean, Brian	1999
Dean, Demetrius	2012
Dean, D.J.	2013
Deason, Jess	1955
DeBorde, Skipper	1971
Delco, Del	1992, '93 '95
Delmanego, Frank	1941, '42
Deloney, Ernest D.	1905
Derby, AJ	2013
Derby, Lee	1923, '24
De Salvo, Henry	1947
Dew, Robert	1969
Dew, Tommy	1967, '68 '69
Dewey, Mark	1978, '79
Dhonau, Lloyd	1925, '26
Dick, Casey	2005, '06 '07 '08*
Dick, Nathan	2008
Dickerson, Kyle	2002, '03 '04 '05*
Dickerson, Jr., Ron	1989, '90 '91 '92
Dickey, David	1966, '67 '68
Dickson, Earnest	1907, '08
Dickson, Enos H.	1906
Dicus, Chuck	1968, '69 '70
Dingler, Lamar	1943*, '44*
Dixon, Arrion	2001, '02 '03 '04*
Dixon, Tommy	1967, '68
Dodson, Tony	1999
Dominguez, Ray	2007, '08 '09 '10
Donaldson, John	1935, '37
Donathan, Jay	1955, '56 '57*
Donathan, Jeff	1926, '27
Donoho, Tommy	1944
Dossey, Jerry	1967, '68 '69
Doughty, Dan	2002, '03
Douglas, Freddie	1972, '73 '74 '75
Douglas, Mark	1979, '80 '81 '82
Douglas, Steve	1979, '80 '81
Douglass, Bill	1965
Downey, Tim	1973
Drake, Randy	1972, '73 '74
Drover, W.H.	1910, '11
Drummonds, Lamar	1957
Dubs, Ford	1913, '15
Duckworth, Bobby	1977, '78 '79 '80
Dudley, David	1983, '84 '85 '86
Dudley, Paul	1959, '61
Duffy, Richard	1984
Dugan, Joe	1949
Duke, Alvin C.	1946, '47 '48 '49*
Dumas, Sammy	1951, '52
Dunagin, Sean	1980
Duncan, Wm. Robert	1953
Dunkelgod, Dennis	1973
Durmon, John	2008, '09

E

Eakin, Kay	1937, '38 '39*
Eason, Alcuin P.	1902, '03 '04
Eason, Darrel	1980, '84
East, Jack	1922

Eckert, George	1948, '49 '50*
Eckwood, Jerry	1975, '76 '78
Edmonds, Bobby Joe	1983, '84 '85
Edmondson, Jim	1930, '31 '32
Edwards, Fred	1969, '70
Edwards, George	1957
Edwards, Ross	1917
Edwards, T.A.	1895, '96
Egan, Bob	1950
Eichler, John	1967, '68 '69
Eldson, Gus	1932, '33 '34
Ellington, T.E.	1905, '06 '07 '08 '09
Elliott, Jim	1977, '78 '79 '80
Elliott, Marcus	1982, '83 '84*
Ellis, Brooks	2013
Ellis, William Y.	1900, '01
Ellison, Lance	1991, '92 '93 '94
Elton, Murry	1951, '52
Emert, Nathan	2007
Emrich, Matt	2013
Erp, Marlin	1958, '59 '60
Erwin, J.L. Buzz	1968
Erwin, Judson L.	1930, '31 '32
Estes, Benny	1965
Estes, Dan	1908, '10 '11* '13
Ettinger, Jack	1971, '72 '73*
Eubanks, Anthony	1994, '95 '96 '97*
Evans, Caleb	2009
Evans, Hoover	1960, '61 '62
Evans, Kevin	1976, '78 '79 '80
Ewart, James B.	1917, '19 '20

F

Fairchild, Freddie	2005, '07
Farr, Ryan	2011
Farrrell, Robert	1976, '77 '78 '79
Faulkberry, Charles	1952
Faurot, Ron	1980, '81 '82 '83*
Felton, Robert	2004, '05 '06 '07
Fenton, Aaron	2008
Ferguson, Jerry	1956, '57
Ferguson, Joe	1970, '71 '72
Ferguson, John	1948, '49
Ferguson, Pedro	1957
Fergusson, John Bubba	1960
Field, Bobby	1968, '69 '70
Fields, Johnny	1959, '60
Fields, Milton	1980, '81 '82 '83
Fillmore, Sedic	1989
Finch, James	1962, '63 '64*
Finney, Tom	1930
Fischel, Frank	1949, '50 '51
Fish, Reggie	2005, '06 '07 '09*
Fishback, Herbert	1894, '95* '96* '97*
Fisher Jr., Kelvin	2012
Fleming, Bert R.	1907, '08 '09
Fletcher, Marion	1936, '37 '38
Fletcher, Reed	1913
Floor, Ben	1987, '88 '90
Flores, Shon	1989, '90
Flowers, Jeremy	1996, '97 '98 '99
Flowers, Trey	2011, '12, '13
Flynn, Austin	2012
Foliart, Josh	2000, '01
Fong, John	1958
Ford, Elton	2008, '09 '10, '11
Ford, Henry	1943, '44 '45* '46
Ford, Henry	1990, '91 '92 '93
Ford, Jerry	1954, '56 '57
Foreman, Jim	1953
Foreman, Marshall	1984, '85 '86
Forrest, Micheal	1975, '76 '77 '78
Forrester, Wm. Ron	1952, '53
Forsythe, Charles	1945
Forte, Elston	2005, '06 '07 '08
Forte, Ike	1974, '75*
Forte, Robert	1940, '41 '42*
Forte, Rod	1984, '85
Foster, Barry	1987, '88 '89
Fowler, Aubrey	1946, '47
Fowler, Tommy	1961
Franklin, Bill	1946, '47
Franklin, Jerry	2008, '09 '10*, '11*
Franklin, Kenny	1986
Franklin, Luther	1982, '83 '84 '85
Frappia, L.A.	1915
Frazier, E.H.	1912, '15
Freeland, Stuart	1971, '72
Freeman, Grant	2008, '09 '10, '11
Freeman, Reggie	1975, '76 '77
Freeman, Stan	1978, '79
Freeman, Wm. A.	1897, '98 '99 '00
French, Keith	1971
Frieberger, John	1938, '39 '40
Fryer, Jimmy	1970
Fuchs, Rolland	1973, '74 '75
Fulbright, Bill	1921, '22 '23 '24
Fulbright, Jack	1918
Fulcher, Don	1975, '76
Fulcher, Ron	1973, '74 '75
Fuller, Bill	1953, '54 '55

Fuller, Dick	1970
Fulton, Earl	1933
Furo, Sammy	1949, '50
Futtrall, Byron	1923, '24

G

Gaines, Rohan	2012, '13
Gallon, Jimarr	2001 '02
Galloway, Bob	1976
Galloway, Neal	1981 '82
Garber, Russ	1969 '70 '71
Garcia, Desmond	1999 '00
Gardner, Carnall	1927 '28 '29
Gardner, Ellis	1934
Gardner, Gerald	1958 '59
Gardner, Lynn	1967 '68 '69
Garner, Nate	2004 '05 '06 '07
Garner, Randy	1997 '98 '99 '00
Garlington, Tom	1951 '52
Garrett, Dean	1959 '60 '61
Garrett, Grant	1995 '96 '97 '98*
Garrett, Wayne	1955
Garrison, Greg	1981 '82 '83 '84
Gaston, James	1959 '60
Gasston, Carlos	1988
Gatson, Greg	2010, '11
Gatson, Greg	1982, '83 '84 '85
Geis, Clarence	1927, '28 '29*
Gels, Elvin O.	1932, '33 '34
Geitner, John	1999, '00
Gentry, Williams	1926
Gheoghan, Danny	1968
Gervasi, Ray	2012, '13
Gibbs, Melvin	1964, '65 '66
Gifford, Todd	1988, '89 '90
Gilbert, Tyler	2011
Gilbow, Billy	1956, '57 '58
Gilbow, Matt	2004
Gilliam, Bobby	1953, '54 '55
Gilmore, George	1935, '36 '37
Ginn, Charles	1980, '81 '82
Ginn, Tom	1976, '78 '79
Glover, Steve	1972
Goff, Jeff	1978, '79 '80 '81
Gold, Paul	1917, '18*
Golden, Colby	
Goode, Brett	2003, '04 '05 '06
Goodman, John Ed	1983
Gordan, David	2009
Gordon, Minor	1916
Gordon, Nathan	1936, '37
Gotto, Bill	1971, '73
Grabiel, Kent	1921
Gragg, Chris	2008, '10, '11, '12
Gramlich, Billy	1960
Grant, Michael	2004, '05 '06 '07
Graves, Cecil Buster	1951, '52 '53
Gray, Bill	1962, '63 '64*
Gray, Cord	2006, '08
Gray, Kenneth	1949
Gray, Oscar	1992, '93 '95
Grayson, Wade	2007, '08 '09 '10
Green, Broderick	2009, '10, '11
Green, Jared	2011, '12
Green, Jerry	1958, '59
Green, Orlando	1998, '99 '00
Green, Robert	1941, '42
Greenwell, Lynn	1958
Gregory, Chip	2007
Griffin, Mike	1970, '71 '72
Griffin, Robert	1949, '50 '51
Grizzle, Jim	1961, '62 '63*
Grooms, Richard	1988
Grove, Quinn	1987, '88 '89 '90*
Guest, Gordon	1963
Guliot, David	1984
Gullett, Ryan	2003
Gunderson, Blake	2011
Gunn, David	1986
Gunn, Johnson	1952
Gunnell, G.W.	1896
Guynes, W.M.	1910, '11

H

Haden, Jack	1933, '34 '35
Hagan, Chester Earl	1933
Hager, James	1946
Hale, Harver	1915, '16
Hale, Ryan	1995, '96 '97 '98*
Hales, Mike	1962
Hall, Carlos	1998, '99 '00 '01*
Hall, DeAnthony	1995, '96
Hall, George	1978, '79 '80 '81
Hall, Reggie	1985, '86 '87 '88
Hallum, Charles	1951, '52 '53
Halstead, Glenn	1944, '49
Ham, H.H.	1897, '99
Hamberg, Harold	1940
Hamberg, Walter	1938, '39
Hamilton, Cobi	2009, '10, '11, '12

Hamilton, Ed	1946, '48
Hamilton, Hartford	1965, '66 '67*
Hamilton, Norman	1922, '23 '24
Hamilton, Ray	1935, '36 '37
Hamilton, Sparky	1999, '00 '01 '02*
Hamlin, Ken	2000, '01 '02
Hammers, Ronnie	1968, '69 '70
Hampton, Dan	1975, '76 '77 '78
Hampton, Harvey	1973, '74 '75 '76
Hampton, Robby	1999, '00
Hampton, William	1975, '76 '77 '78
Hanes, Bob	1965
Hanner, Dave	1949, '50 '51*
Hansard, Harry	1920, '21 '22
Hardin, T.H.	1915, '16 '17 '18
Hardwick, Richard	1954
Harmon, Neil	1927
Harnish, Roger	1969, '70
Harper, David	1912
Harper, Harb	1912
Harper, LaSalle	1987, '88
Harper, Jeremiah	1997, '98 '99 '00
Harrell, Gary	1967
Harrell, Derrick	1995
Harrell, Jeremy	2003, '04 '05 '06
Harrington, Leroy	1921, '22
Harris, Albert	1986, '87 '89 '90
Harris, Alex	1995, '96 '97
Harris, Bret	2008, '09, '11
Harris, Corey G.	2000, '01
Harris, Elliott	2001, '02 '03 '04
Harris, Harold	1998, '99 '01
Harris, Jamel	1996, '97 '98 '99
Harris, Leotis	1974, '75 '76 '77*
Harris, Matt	2008, '09
Harris, Mike	1981, '82 '83
Harris, Muskie	1973, '74 '76 '77
Harris, Steven	2000, '01 '03 '04*
Harris, Tommy	1972, '73 '74 '75
Harris, Wayne	1958, '59 '60*
Harrison, Charles D.	1898, '99 '00
Harrison, Galloway C.	1911
Harrison, Marcus	2004, '05 '06 '07*
Harrison, Ralph	1925, '26
Harrison, Wm. Ringold	1919
Harriss, Al	1934
Harshaw, JuJu	1987, '88 '89
Hartsfield, Eddie	1973
Harvell, Gary	1967
Harvell, Don	N/A
Hatcher, Keon	2012, '13
Hatfield, Dick	1962, '63 '64*
Hatfield, Ken	1962, '63 '64*
Hau, Bobby	1982, '83
Hawkins, Eric	2013
Hawkins, Wayman	1974, '75
Hay, Bruce	1976, '77 '78
Hayden, Kenneth	1940, '41
Hayden, W.W.	1894
Hayes, Bob	1957
Hayes, Orin	1928, '29 '30
Hayes, Phillip	1994, '95 '96
Hayes, Rockie	1982
Hayfron, Kweku	2001
Haynes, Bratton	1940, '41

Haynes, David	1980
Haynie, Bracy	1921, '22
Hebert, Dexter	1993, '95
Hedgepeth, Steve	1971, '72 '73*
Heim, Steve	1975, '76 '77
Henderson, Charles	1914
Henderson, Dematt	1899, '00
Henderson, Mike	1948
Henderson, Gerald	1956
Henderson, Mark	1997
Henderson, Paul	1958, '59 '60
Hendren, Mike	1967, '69
Henry, Cliff	1979, '80 '81
Henry, Hunter	2013
Henry, Joseph	2009
Henry, Mark	1988, '89 '90 '91*
Henry, Michael	1995, '96 '97
Henry, Nathan	2001
Henry, Tyrone	1994, '95
Henson, David	1987
Henson, John	2012
Henson, Harold Elgin	1945, '47 '48
Heringer, Al	1955, '97 '98
Herman, Chuck	1977, '78 '79
Hermann, Troy	1957
Herndon, Javontee	2010, '11, '12, '13
Hewitt, Matt	2006, '07
Hickey, Howard	1938, '39 '40*
Hickey, P.J.	2004
Hicks, Anthony	1993, '94 '95 '96
Hicks, Jared	2002, '03 '04 '05
Higgins, Mike	1994
Higsmith, Alonzo	2011, '12*
Hilburn, Sam	1962
Hile, Kevin	1994
Hill, J.W.	1903
Hill, Wade	1994, '95 '98*
Hill, Tom	1984, '85
Hill, Wade	1991
Hillis, Peyton	2004, '05 '06 '07
Hines, Glen Ray	1963, '64 '65*
Hines, Glen Ray	1989, '90
Hines, Will	2012, '13
Hinson, Dock Newton	1918
Hinton, L.E. Percy	1910, '11 '12*
Hirschfield, Hal	1973
Hix, Billy	1948, '49
Hixson, Guy	1907, '08 '09
Hobbs, Gary	1998
Hobbs, Wilburn D.	1898, '99
Hocker, Zach	2010, '11, '12, '13
Hockersmith, Glen	1967, '68
Hockersmith, Steve	1969
Hodge, DeMarcus	2012, '13
Hodge, Jim	1970, '71 '72*
Hoehn, Steve	1965, '66 '67
Hoffman, John	1945, '46
Hogan, Brad	1993
Hogan, Floyd	1973, '74
Hogue, David	1969, '70 '71*
Hogue, Larry	1950, '51 '52
Holderby, R.H.	1920
Holland, Kenneth	1946, '47
Hollander, Jim	1958, '59
Hollingsworth, Mark	1971, '72



LETTERWINNERS

Holloway, Derek	1980, '81 '82
Holloway, Judson	2002
Holly, Zeylon	1940
Holmes, Brandon	2000, '01 '02 '03
Holmes, Nate	2012
Holmes, O. Wendell	1928, '30 '31
Holmes, Price	2012, '13
Holmes, Tony	1986, '87
Holt, Jack	1935, '36 '37
Holthoff, Corky	NA
Hooper, Tommy	1968
Hopkins, Terry	1969, '70
Hopper, Tom	1969, '70
Hopson, E.E.	1906
Horne, Greg	1983, '84 '85 '86
Horne, John	1984
Horsfall, Frank	1895, '96 '99
Horton, Don	1955, '57 '58
Horton, Harold	1960, '61*
Horton, Julian	2010, '11, '12, '13
Horton, Tim	1986, '87 '88 '89*
Houfek, Keith	1979, '80*
House, Raymond	2000, '01 '02*
Houston, Chris	2004, '05 '06
Houston, Rex	1930
Howard, De'Arrius	2002, '03 '04 '05
Howard, Dexter	1991, '92 '93
Howard, Gerald	1998, '00 '01 '02
Howard, Gary	1961, '62 '63
Howard, Jim	1977, '78 '79*
Howard, Shedrick	1989
Howell, Jim Lee	1933, '34 '35
Hubbell, Webb	1967, '68
Huckeba, Jeb	2001, '02 '03 '04*
Hudson, Bryan	1994
Hudson, Steve	1988, '89 '90
Huffman, Bo	1957
Hughes, Howard	1947, '48
Hughes, Max	1980
Humphrey, Maudrecus	2010, '11
Hunt, Jackie	1962, '63
Hunter, Billy	1936
Hunter, Chris	1986, '87 '88 '89
Huntley, Bruce W.	1911, '12
Huntley, P.C.	1908, '09 '10 '11
Hurd, David	2012, '13
Hust, A.S.	1898
Hutton, Counts	1904, '05
Hyatt, Robert F.	1906

I

Ihrle, Mike	1982, '84
Ireland, Darwin	1990, '91 '92* '93
Irwin, Clark	2007
Irwin, Clark	1971, '72
Irwin, Jim	1971, '72
Irwin, Judson	1932*
Irwin, Terry	1974
Irwin-Hill, Sam	2013

J

Jackson, Aaron	1986, '88 '89 '90
Jackson, Alfred	1991, '92 '93
Jackson, Carl	1943

Jackson, Ed	1979, '80 '81 '82
Jackson, E.D.	1989, '90 '91 '92*
Jackson, Eddie	2000, '01 '02 '03
Jackson, Elmer	1946, '47
Jackson, Farod	2004, '05 '06 '07
Jackson, John	2002, '03 '04
Jackson, Keith	2003, '04 '05 '06*
Jackson, Larry	1976, '77 '78*
Jackson, Marvin	2001, '03
Jackson, Nick	1995
Jackson, O.C.	1976, '77 '78
Jackson, Tarvaris	2002
Jacobs, Mike	1968
Jamerson, Charlie	1919, '20 '21
James, Bruce	1968, '69 '70
James, Dennis	1971, '72
James, Frank D.	1894, '96 '99
James, Michael	1989, '90 '91
Japp, Gus	1924, '25 '26
Jarvis, Hunter	2011
Jasper, Glen	2006
Jefferies, Elrod B.	1934, '35
Jeffers, Solomon L.	1897
Jefferson, Mike	1997
Jeffery, Tony	1991, '92
Jenkins, John	1971
Jenkins, J.R.	1984
Jenkins, Mike	1999
Jernigan, Hugh	1978, '79 '80
Jett, William	1904, '05*
John, Jim	1961, '62 '63
Johnson, Carl	1991, '92 '94 '95
Johnson, Charles	1943, '44
Johnson, Cordale	1992, '94
Johnson, Curtis	1988
Johnson, David	1974
Johnson, Dennis	2008, '09, '11, '12
Johnson, Derrick	1998, '99
Johnson, James	2002
Johnson, Jimmy	1962, '63 '64*
Johnson, Joe	1985, '86 '87 '88
Johnson, John	2003, '04 '05 '06
Johnson, Lee	1964, '65 '66
Johnson, Lewis	1931, '32 '33*
Johnson, Marius	1992, '93 '94 '95
Johnson, Rashaad	2007
Johnson, Ray Lee	1990, '91
Johnson, Robert	2004, '05 '06 '07*
Johnson, Robert	1935
Johnson, Shedrick	2005, '06 '07 '08
Johnson, Virgil	1941, '42
Johnson, Willie	1991, '92 '93 '94*
Jones, Alvin	1965, '66 '67
Jones, Austin	2012, '13
Jones, Ben	1942, '43*
Jones, Byran	2010, '11, '12, '13
Jones, Carroll	1944
Jones, Chadd	1997
Jones, Charles	1982
Jones, David P.	1941, '42
Jones, DeQuinta	2009, '10, '11, '12
Jones, Felix	2005, '06 '07
Jones, Guy	1964, '65
Jones, Harry	1964, '65 '66
Jones, Herschel	1952
Jones, Jamie	1971

Jones, Jerry	1962, '63 '64*
Jones, Jerry	1983, '84 '85
Jones, J.J.	1996, '97 '98 '00
Jones, Matt	2001, '02 '03 '04*
Jones, Meredith	1941, '42
Jones, Nathan	1981, '82 '83 '84
Jones, Patrick	2007, '08 '09 '10
Jones, Ricky	1982
Jones, Ronnie	1969, '70 '71*
Jones, Steve	1971
Jones, Steve	1984, '85 '86 '87
Jones, Steve	1987, '88
Jones, Tom	1979, '80 '81 '82
Jones, Tommy	1991
Jordan, Clark	1932, '33 '34
Jordan, George	1932, '33
Jordan, George	1958
Jordan, Ivan	1972, '73 '74 '75
Jordan, Jim	1968
Jordan, Mike	1964, '65 '66
Jurecka, Mike	1975
Jurney, Bill	1950, '51

K

Kaiser, Earl	1952
Karr, Elwin	1931
Kauffman, Charlie	NA
Keen, Allen	1935, '36
Keith, Lee	1991
Kelleybrew, Kaelon	2012
Kelly, M. LeRoy	1929, '30 '31
Kelly, Owen	1989, '90 '91 '92*
Kelly, Randy	2004, '05 '06
Kelly-Thomas, Darrell	2012
Kelson, Mike	1969, '70 '71*
Kemp, Kevin	1992
Kennedy, Bill	1970, '71
Kennedy, Brandon	2002, '03 '04 '05*
Kennedy, Kenoy	1996, '97 '98 '99*
Kennedy, Kerry	1990, '91 '92
Kennedy, James S.	1913, '14
Ken, Delancey	1996, '97 '98 '99
Kerby, Kent	1927, '28
Kersey, Rick	1968, '69 '70
Kessinger, Jim	1984, '86 '87
Kestner, Troy	1991, '92
Ketcher, William	1966, '67
Keyes, Morgan	1997
Keyser, Dick	1953
Kidd, Carl	1993, '94
Kidd, Keith	1981, '82 '83
Kilbourn, Rex	1921, '22
Kilgore, Larry	1970, '71
King, Bobby	1982, '83
King, Cyrus	1924
King, Lee	1972, '73 '74
King, Lee	1977
King, Steve	1972
Kingsby, Jim	1982
Kinnbrew, Chris	1992, '93 '94
Kinyo, John	1989
Kirby, Chris	1990, '91
Kirek, Paul	1979
Kirkland, Denver	2013
Kirkland, Mike	1972, '73 '74 '75
Knapp, Trent	1992, '93 '94
Kobel, Raleigh	1894
Kobza, Marty	1982
Koch, Greg	1973, '74 '75 '76
Kolb, Jim	1954
Kolenda, Greg	1976, '77 '78 '79
Korte, Steve	1981, '82
Kyle, Winton	1929, '30
Kyser, Billy	1957, '58 '59

L

Lackey, Greg	1968
Lacy, Bo	2001, '02 '03*
LaFarge, Richard	1973, '74 '75
LaForge, Ralph	1932, '33 '34
Lahay, Bruce	1978, '79 '81
Lairmore, Chad	NA
Lairmore, F.G.	1938
Lake, Howard	1933, '34
Lake, Jarrett	2010, '11, '12, '13
Lauman, Ed	1936, '37
Lamb, Jerry	1962, '63 '64*
Lambert, Eugene	1927, '28
Lambright, Frank	1944, '47 '48
Lancaster, Sacha	1998, '99 '00 '01
Lancelot, John	1957
Lane, Calvin	1944, '45
Langston, James	NA
Langston, Tim	1960, '61 '62
Lashley, David	1951, '52 '53
Lasker, Greg	1982, '83 '84 '85*
Latourette, Todd	1995, '96 '97 '98
Lawhorn, Jay	1940, '41 '42
Leandre, Walner	2007, '08
Ledbetter, Homer	1929, '30 '31

Lee, Mark	1981, '82 '83 '84*
Lemond, Martin	1976
Lenz, Bill	1985
Leon, Anthony	2009, '10
Letsinger, Leslie	1958, '59 '60
Leverett, Charles D.	1906
Leverett, G.V.	1914
Levine, M.H.	NA
Lewis, Brandon	2013
Lewis, Garrett	2003
Lewis, Mark	1974, '75 '77
Lewis, Robert	1969
Lindsey, Jim	1963, '64 '65*
Lindsey, Lyndy	1988, '89 '90 '91
Lindsey, Marvin	1943
Lindsey, Wright	1894*
Linebarier, Bob	1951, '52
Linebarier, Chester	1949
Lineberger, Jerry	1960, '61 '62
Lineberger, Phil	1966
Linton, Morgan	2012, '13
Lisko, Frankie	1983, '84
Little, Emmett	1900, '01
Little, Steve	1974, '75 '76 '77*
Lively, Bill	1971
Lively, Charles	1942, '46 '47
Lloyd, Odie	1985, '86 '87 '88*
Lockhart, Tony	1998
Locke, Birt	1977, '78 '79
Loewen, Mitchell	2012, '13
Logan, Cedric	2005
Loggains, Dowell	2001, '02 '03 '04
Loggsden, Robert	1950
Logue, Donald	1949, '50
London, Jack	1963
Long, Francis	1952
Long, Gordon	1944, '46 '47 '48*
Long, Jim	1972
Long, Scott	1989, '90 '91 '92
Looney, Stacy	1947, '49
Loudermilk, Hubert	1996, '97 '98 '99
Loudermilk, J.W.	1952
Love, DeMarcus	2007, '08, '09 '10*
Love, Jamar	2005, '06 '07 '08*
Love, Jermaine	2007, '08 '09 '10
Lowe, Defonta	2012
Lowe, Glen	1970, '71 '72
Lubker, Herman	1942, '46
Lucas, Anthony	1995, '97 '98 '99*
Lucky, Art	1975
Lueders, Jamie	1984, '85
Luigs, Jonathan	2005, '06 '07 '08*
Lunday, Kenneth	1935, '36
Lunney, Barry	1992, '93 '94 '95*
Lunney, John	1946, '47 '48 '49
Luplow, Billy	1958, '59*
Luplow, Rollie	1955, '56 '57
Lusby, Vaughn	1974, '76 '77 '78
Luther, Mark	2001
Lyons, Bill	1954, '55
Lyons, Floyd	1937, '38 '39

M

Mabry, Jim	1986, '87 '88 '89
Mabry, Tom	1969, '70 '71
Madison, Isaac	2007, '08 '10, '11
Mahan, Benji	1998
Mallet, James	1991
Mallett, Ryan	2009*, '10*
Malone, Michael	2002
Malone, Oscar	1992, '93 '94 '96
Manor, Brison	1973, '74
Marlow, Ronnie	1989
Maroney, Mickey	1965, '66
Marshall, Fred	1962, '63 '64
Marshall, Herbert	1951, '52
Marshall, Korliss	2013
Marshall, Matt	2009, '10, '11, '12
Marshall, Steven	1988
Marshall, Wayne	1942
Martin, Drew	1936, '37
Martin, E. G.	1897, '98*
Martin, Finis	1932
Martin, Herbert Ray	1959
Martin, Kenneth	NA
Martin, Lee	1912
Martin, Neal	1938
Martin, Neil	1954, '55 '56*
Martin, Patrick	1975, '76 '77
Martin, Robert	1934, '35 '36
Martin, Wayne	1985, '86 '87 '88
Mason, Darryl	1978, '79 '80 '81*
Mason, Ty	1988, '89 '90 '91
Massa, Kenn	1986
Massey, Mike	1976, '77 '78 '79
Massey, Shane	1986
Matheny, Ronald	1979, '80 '81
Mathews, Walter	1954, '55
Mathews, Wilson	1942
Mauldin, Travis	1965, '66
Maxwell, Bruce	1966, '68 '69*

May, Bill	1958
May, Pat	1967, '68
May, Russell	1910, '11 '12 '13*
Mayer, Jim	1962, '63
Mays, Dudley	1937, '38 '39
Mazza, Carl	1952
Mazzanti, Francis	1955
Mazzanti, Geno	1948, '49
Mazzanti, Jerry	1960, '61 '62
Mazzanti, Paul	1958
McAfee, Hal	1973, '74 '75*
McAndrews, Joe A.	1898, '00
McBride, Jared	2000
McCall, J.K.	1899
McClard, Bill	1969, '70 '71
McCollough, William	1922
McConkey, Homer	1921
McCoy, James	1987, '88 '89
McDaniel, Arthur J.	1894, '95 '96
McDonald, Gary	1957
McDaniel, Estes	1939, '40
McDougle, Carlus	1997, '98
McElvogue, Don	1966, '67
McEntire, Rusty	2003
McFadden, Darren	2005, '06 '07
McFadden, Gerald	1954, '55
McFarland, Terry	1970
McGaha, Melvin	1944, '46 '47*
McGaughy, Chris	1980
McGee, David	1983, '84 '85
McGill, J. Tate	1916, '19 '20*
McGill, Leighton	1925, '26
McGowan, James	1983
McHan, Lamar	1951, '52 '53
McIntosh, Ellis	1943
McKay, Mekale	2012
McKinney, Chuck	1974
McKinney, Davyon	2012, '13
McKinney, George	1959, '60 '61*
McKnelly, Tom	1962, '63 '64*
McLain, C.J.	1995, '96 '98
McLeod, George E.	1957
McMurray, Gerald	1981
McNair, Bill	1942
McNatt, Drew	NA
McNulty, Gordon	1968, '69
McQuay, Ken	1987, '88 '89
Meacham, Allen	1988, '89
Meadors, J.J.	1992, '93 '94 '95
Meadors, Johnnie	1974, '75 '76
Measel, John	1933, '34
Melton, Josh	1999, '00 '01 '02
Meyer, Percy B.	1899
Meyers, J.C.	1902, '03
Michael, Billy	1956, '57 '58*
Michael, Edward	1945
Milam, Charles	1943, '48 '49 '50
Miles, Wayne	1972
Miles-Nash, Colton	2009, '10, '11, '12
Milford, C.C.	1904, '05 '06 '07* '08 '09
Miller, Caleb	2000, '01 '02 '03*
Miller, Carl	1982, '83 '84 '85
Miller, Chris	1995
Miller, Lucas	2006, '07 '08, '09
Miller, Mark	1973, '74 '75
Miller, Nick	1983, '84 '85*
Miller, Richard	1927, '28 '29
Miller, Richey	1985, '86 '87 '88
Miller, Scott	1990
Mills, E.F.	1913
Minde, Josh	2008
Minor, James	1946, '47*
Minor, Keante	2011, '12
Miros, Greg	1985
Mistler, Mark	1981, '82 '83*
Mitcham, Marty	1977, '78 '79
Mitchel, Tevin	2011, '12, '13
Mitchell, Brandon	2010, '11, '12
Mitchell, Braylon	2011, '12, '13
Mitchell, Bruce	1973, '74 '76
Mitchell, Ernest	2005, '06 '07 '08
Mitchell, James	1895, '96
Mitchell, Jerry	2010, '11, '12, '13
Mitchell, Monroe	1983
Mitchell, Verl	1992, '93 '94 '95
Mobra, Frank	1949
Moffitt, Mike	2007
Mohammed, Alfred	1978, '79 '81 '82
Mohr, Mike	1984
Monday, James	1984
Money, Shannon	1998, '99 '00 '01
Monk, Marcus	2004, '05 '06 '07*
Monroe, James	1956, '58 '59*
Montgomery, Bill	1968, '69 '70
Montgomery, Lloyd	1936, '37
Moody, Billy Joe	1960, '61 '62
Mook, Ed	1994
Moon, Phillip	1978, '79 '80
Moore, Billy	1960, '61 '62*
Moore, Clarke	2002, '03 '04 '05
Moore, Charlie	1960, '61
Moore, Derek	2004



LETTERWINNERS

Moore, George J.	1905
Moore, H. Dade	1894
Moore, Henry	1953, '54 '55*
Moore, James L.	1895
Moore, Jerry	1961
Moore, Jerry	1968, '69 '70
Moore, Jess	1903, '04*
Moore, Joe Faye	1927, '28 '29
Moore, Tommy	1961, '62 '63
Mooty, Jerry	1965
Mooty, Jim	1957, '58 '59
Moran, Jack	1965, '66
Moranz, George	1952
Morgan, Claud	1923
Morgan, Drew	2013
Morgan, Tyler	2004, '05
Morreale, Rossi	1997, '98 '99
Morris, Jack	1970
Morris, James	1985, '87 '88
Morris, Teddy	1978, '79 '80 '81*
Morrison, Matt	1972, '73 '74
Morrison, Pat	1968, '69 '70
Morrow, David G.	NA
Morrow, Ric	1975, '76
Mortensen, Alex	2005, '08
Morton, Dickey	1971, '72 '73*
Morton, Lock	1923
Moseley, Frank	1937, '38
Moseley, John	1972
Mosley, Bo	2000, '01 '02 '03
Mosley, Eddie	1995, '96
Mosier, Cody	1988, '91
Moss, Austin	2009
Moss, Jacob	2003
Moss, Ontraia	1996, '97 '98 '99
Muldrew, Corey	2000, '01
Mullins, Jim	1967, '68 '69
Mullins, T.C.	1904, '05
Mulrenin, Cass	1917
Munson, Mike	1985
Murphy, Tom	1931, '32 '33
Murphy, Wes	2002, '03 '05 '06
Murray, Joe H.	1913
Murray, J.T.	1914
Mustain, Mitch	2006

N

Nagy, Tony	1992, '94
Nalley, Chuck	1999, '00 '01 '02*
Nalley, Louis	1966, '67 '68
Nations, Leslie	1931, '32
Neal, Aubrey	1938, '40 '41
Nealon, Richard	1950
Neely, Walter	1931
Nelson, Jerico	2008, '09 '10, '11*
Nelson, Saint	1996
Nelson, Walter	1971, '72
Nelson, Willis J.	1907, '08* '09
Nero, Norman	1995, '96 '97 '98
Nesbit, Robert	1950
Nesbit, Gerald	1955, '56 '57*
Newby, Jack	1933, '34
Nicholas, Rhody	1943
Nichols, Bobby	1969, '70 '71*
Nichols, Cory	1995, '96 '97
Nichols, Q.B.	1912
Nix, Edsel	1951, '52 '53
Nix, John	1957
Nix, Robert	1964, '65*
Norman, Nathan	1996, '97 '98 '99
Norman, W.S.	1894
Northern, Buddy	NA
Norton, Delbert A.	1905
Norton, Jerrell	2006, '07 '09
Norwood, Gordon	1967, '68
Norwood, Ray	1910
Nunnerly, Mike	1992, '93 '94 '95
Nutt, Danny	1984
Nutt, Houston	1976, '77

O

O'Brien, Kelvin	1973, '74
O'Donohoe, Brennan	2000, '01 '02 '03
O'Neal, Wesley	2001, '02
Oden, Anthony	2009
Okoli, Ramon	1993
Olajubutu, Sam	2003, '04 '05 '06*
Oliver, Chris	1990, '91 '92 '93
Olison, Grady	2012, '13
Olison, Tony	1987, '88 '89 '90
Olney, Lee S.	1903, '04 '05
Ordonez, Ish	1978, '79 '80
Orrick, C.E.	1907, '08 '09
Osborne, Pervis	2000, '02
Ousley, Carlos	2002, '03
Overy, Rogers	1955, '56
Owen, B.A.	1936, '37
Owenby, Tatum	2000, '01
Owens, Kerry	1985, '86 '87 '88*
Owens, Lewis F.	1896, '97 '98

Owens, W.B.	1938
Oxner, Seth	2008, '09 '10

P


Painter, Zac	1995, '96 '97 '98
Paldino, Paul	1941, '42
Palmer, Courtney	1990
Palmer, L.L.	1905, '06
Papageorge, George	1948, '49
Parchman, O.D.	1913, '14
Parker, Curtis	1924, '25
Parker, Dudley	1975
Parker, Guy	1968, '69 '70
Parker, J.H.	1895
Parker, Mike	1962, '63*
Parker, Sam	1938, '39
Parker, Shelton	2000, '01 '02
Parker, Stephen	2004, '05 '06
Parks, Eric	1998
Parks, Limbo	1985, '86
Parks, Ray	1976
Parmer, Mike	1973, '75
Parrish, Norm	1977
Parson, Gary	1968, '69
Payne, Kyle	2005
Peacock, Jason	2011, '12
Peacock, Max	1967, '68
Pearce, Howard	1940
Pearce, LeRoy	1954
Pearson, Bobby	1955
Pearson, Radale	2000
Peebles, Titus	2003, '04
Peavy, Dean	1990, '92 '93 '94
Pennington, Don	1948
Pense, Leon	1943, '44
Pensell, Larkus	1958
Perdue, Gordon	1917
Perdue, Monroe	1919
Perry, Caleb	2000, '02 '03
Perry, Gene	2003, '04
Perry, James	1993
Perry, Pat	1952
Perry, Stuart	1955, '56 '57
Perryman, S.S.	1898
Peters, Jason	2001, '02 '03
Peters, Jim	2000, '01
Peters, Otha	2012, '13
Peters, Raymond	1947, '48
Peterson, Skye	2004
Petrus, Allen	1973, '74 '75
Petrus, Mitch	2005, '06 '07 '09
Petty, Jermaine	1999, '00 '01
Phillip, H.E.	1906, '07 '09 '10 '11
Phillips, Chief	1912
Phillips, Danny	1977, '78 '79 '80
Phillips, Harold Jiggs	1950
Phillips, Loyd	1964, '65 '66
Phillips, Mackenzie	1988, '89 '91
Phillips, M.R. Stanley	1907, '08 '09*
Phillips, Terry Don	1966, '68 '69
Phillips, William H.	1930, '31 '32
Philon, Darius	2013
Pickens, Billy	1951, '52 '53
Pickett, Daryal	1980, '81
Pickett, Ivan	1991, '92
Pierce, Bill	1980
Pierce, Mark	2001, '02 '03
Pinkston, Greg	1955, '56 '57
Pipkin, Joyce	1946*, '47
Pittner, Matt	1989, '90
Pitts, R.C.	1941
Plafcan, Cole	1994
Plunk, Jim	1997
Poff, A.A.	1912
Polk, Tommy	1961, '62
Pollard, J.W.	1895, '96
Poole, Dedrick	2002, '04 '05
Poole, H.L. Ike	1933, '34 '35
Potts, Thomas O.	1896
Powell, Cliff	1967, '68 '69*
Powell, William	1969
Powers, Ryan	2007, '08 '09 '10
Poydras, Marcellus	1999, '00 '01 '02
Prescott, Mark	1980
Pressley, Chase	2003, '05 '06
Preston, Doyle	1992, '93
Price, Jim	1963, '64
Price, John	1982
Price, Kerwin	1988, '89 '90 '91
Price, Donny	1973
Pritchard, Ross	1946, '47 '48 '50
Procter, Bobby	1953, '54*
Proud, Bryan	NA
Pruitt, Grant	1998
Pruett, John R.	1905
Pryor, Jerry	1992
Pryor, R. Dean	1950, '51 '52*
Ptak, James V.	1919
Pullen, James	1964
Putman, L.E.	1896

R

Raether, Pete	1990, '91 '92
Ragland, H.S.	1901, '02 '03*
Rainwater, Elmer	1922, '23
Ramey, Paul	1967
Ramsay, Louis	1940, '41
Ramsey, Charles	1953
Randolph, Billy R.	1943
Rankin, Roxie	1943
Rasner, Ross	2009, '10, '11, '12
Ratcliff, E.M.	1912, '13
Rawlings, Ralph	1936, '37
Ray, Alvin	1998, '00
Ray, Herman	1934
Ray, Lance	2010
Reavis, David	1970, '71 '72
Reber, Kent	1981, '82 '83
Reed, Don	1956
Reed, Jim Ed	1997, '99 '00
Reed, J.L.	1912
Reed, R.G.	1912
Reed, Robert	1994
Reed, Scott	1983
Reed, Tom	1970, '71 '72*
Rees, John Aaron	2005, '06 '07 '08
Rees, John	1968, '69 '70
Reginelli, Phillip	1951, '53
Reichardt, Chris	1914, '15 '16*
Reichert, James	1947 '48
Reid, Jim	1956
Reinig, Mike	1976
Reith, Jerry	2002, '03
Renfro, Elza	1923
Reppond, Mike	1970, '71 '72
Reuter, Buddy	1958, '59
Revard, Ron	1971, '72
Reynolds, Bobby	1962
Riddlehoover, Jon	1972, '73 '74
Rhodes, Danny	1971, '72 '73*
Rhyme, Jake O.	1912
Richard, Don	1947
Richard, Jack S.	1948, '50
Richardson, Ernie	1965
Richardson, Jon	1970, '71 '72
Richardson, Lawrence	2001, '02 '03
Richardson, Mattered	2004, '05 '06 '07*
Richardson, Rhett	2007, '08 '09 '10
Richardson, Richard	1979, '80 '81 '82*
Reiderer, Don	1948, '49 '50
Riley, Ozzie	1977, '78 '79
Rinehart, Jim	1949, '50 '51
Ritschel, Don	1956, '57 '58
Rivers, Scott	1994, '95 '96*
Robbins, Jack	1935, '36 '37*
Roberts, Odus	1937
Roberts, Theron	1946, '47 '49
Roberts, Wayland	1953, '54 '55
Robinson, Antwain	2005, '06 '07 '08
Robinson, Gary	1964*
Robinson, Jack	1929, '30 '31
Robinson, Lerinezo	2002, '03 '04 '05
Robinson, Michael	2003, '04
Roebuck, Gene	1958
Rogers, Darren	2002, '03 '04
Rogers, Tommy H.	1894, '95
Rogers, William Buddy	1948, '49 '50
Rogers, Yandell	1922, '23 '24*
Rolen, Chad	1987, '88 '89 '90*
Roper, Bobby	1964, '65*
Roper, Gary	1974
Roper, Kyle	2002, '03 '04 '05*
Rose, Glen	1925, '26 '27
Ross, J.R.	1976, '77
Roth, J.M.	1952, '53 '54*
Rouse, James	1985, '87 '88 '89
Rowland, Eckel	1949
Rownd, Ed	1971, '72 '73
Rucker, Choice	1933, '34 '35*
Rucker, Jeff	1924, '25
Rucker, Paul	1932, '34
Ruckers, Madison	1942
Rudasill, Bill	1983
Rudd, James T.	1912, '13 '14 '15*
Ruggles, William A.	1900, '01 '02
Rupple, Ernest	1965, '66 '67*
Rusher, Gus	1969, '70 '71
Rushing, Gerald	1920, '21 '22
Rushing, Jack	1948, '49 '50
Russell, Derek	1987, '88 '89 '90
Russell, Randy	1989
Rutherford, R.P.	1895, '96
Rutledge, John	2000
Rystrom, Tom	1976

S

Sadler, Dennis	1972
Sadler, Nelson	1927
Sadler, Wm. P.	1914, '15
Sagley, Floyd	1951, '52 '53
Sain, Tommy	1964, '65



A two-time All-SEC honoree, Malcolm Sheppard lettered for the Razorbacks from 2006-09 and served as team captain his final two seasons. He led the team in tackles for loss in each of his final three seasons, including a career-high 14.5 in 2008 in a season in which he also led the team with 6.5 sacks. Sheppard concluded his career tied for fifth on the school's all-time career tackles for loss list with 36.0.

Saint, Mike	1970, '71 '72
Saint Pierre, Bob	1952
Sales, Roland	1977, '78 '79*
Saliba, Eddie	1937
Salley, Bryan	1979
Sallings, Max	1941, '42
Salter, Carlton	2007, '08 '09
Sampson, Howard	1974, '75 '76 '77*
Sanders, C.F.	1895
Sanders, Carrel	1917
Sanders, Curtis	1998, '99
Sanders, David	1994, '95 '96 '97
Sanders, Percy	1935, '36
Sandlin, Kenny	1998, '99 '00 '01*
Savage, Jeff	1992
Saxton, Jerry	1977, '78
Scanlon, Kevin	1978, '79
Scatlet, Joe	1938
Scarborough, David	1941, '42
Schalchin, George	1912
Schaufele, Louis	1948, '49 '50
Schaufele, Mike	1967
Scheel, Doug	1971, '73
Schell, David	1984, '85 '86 '87
Schmidt, Harold	1940
Schoolcraft, Jim	1982, '83
Schoonover, Wear	1927, '28 '29
Schumchik, Frank	1944
Schumchik, Mike	1944, '45 '48
Scott, Brad	1924, '25 '26
Scott, Carl L.	NA
Scott, Clyde	1946, '47 '48*
Scott, Earl	1992, '93 '94 '95
Scott, John T.	2002, '03 '04
Scott, Justin	2001, '02 '03*
Scott, Mike	1976, '77 '78
Scott, Tracy	1949
Seamster, Savoy	1935
Seawell, A.C.	1895
Seawell, W.L.	1895
Secrest, Earl	1930, '31*
Secrest, Jack	1929
Sellers, Jimmy D.	1957
Shaddox, John	1946, '49
Shakelford, J.M.	1916
Shantz, Bobby	1980, '81 '82
Shantz, Joe	1978, '79 '80
Shavers, Marcus	2005, '06 '07
Shaw, Calvin	1980, '81 '82 '83
Shaw, Homer	1926
Shaw, Thurman	1979, '80 '81
Shelby, Shannon	1993, '95
Shepherd, Mike	1986, '87 '88 '89*
Sheppard, Malcolm	2006, '07 '08 '09*
Sherland, Mark	1932, '33 '34
Shibest, James	1983, '84 '85 '86*
Shimer, Ted	1987, '88 '89 '90
Shockey, Brett	1999, '00
Shofner, Jim	1945
Shoup, Brad	1976, '77 '78
Showers, Carlos	1993, '94 '95 '96
Shumaker, Rick	1976, '77 '78
Sickle, Clifford	1936*
Sidney, Shannon	1994, '95 '96 '97
Sigman, Mike	1966, '67 '68
Silliman, W.E.	1911
Simington, Milton	1938, '39 '40
Simpson, Jim	1986, '87 '88
Simpson, Travis	1948, '49 '50

Sims, Buddy	1964, '65
Sims, Chuck	1972, '73
Sims, Desmond	2003, '04 '05 '06*
Singer, Saul	1938, '39
Sisson, Walter	1941
Skilern, James	1915
Skinner, Gerald	1973, '74 '75 '76
Skinner, Jacob	2003, '04 '05 '06
Skinner, Jerol	1991
Skipper, Dan	2013
Slaughter, Justin	2004
Slay, T.C.	1997, '00
Sloan, Chester C.	1898, '99*
Sloan, Dwight	1936, '37
Small, Kiero	2011, '13*
Smart, David	1985, '86
Smith, Arlis	1917, '20 '21
Smith, Billy Ray Sr.	1954, '56
Smith, Billy Ray Jr.	1979, '80 '81 '82*
Smith, Calvin	1945
Smith, Carl C.	1899
Smith, Chris	2010, '11, '12, '13*
Smith, Clarence	1920, '21 '22*
Smith, Cornelius	1976, '77
Smith, Darrell	2010
Smith, Darrell	1999
Smith, Demetrius	1990, '91 '93 '94
Smith, Dewitt	1967, '68 '69
Smith, Elmer	1949
Smith, Emanuel	1996, '97 '98 '99
Smith, Fred	1924
Smith, Gerald	1986, '87
Smith, Hezekiah	2006, '07
Smith, Howard	NA
Smith, James H.	1949, '50 '51
Smith, James R.	1945
Smith, Jarrette D.	1948, '49
Smith, L.P.	1916, '17 '18 '19
Smith, Mark	1986
Smith, Mark	1993, '94 '95 '96*
Smith, Martin	1982
Smith, Michael	2006, '07 '08, '09*
Smith, Minor	1924, '25 '26
Smith, Richard	2000, '01 '02 '03
Smith, Robin	NA
Smith, Rollen	1973, '74*
Smith, Ronnie Mac	1962, '63 '64*
Smith, Tim	1987
Smith, Trey	1982
Smith, Wm. Joseph	1951
Smith, Zack	1938
Smithy, Claud	1964, '65 '66
Smothers, Mitch	2011, '13
Snider, Zach	2005
Snowden, Michael	1996, '97 '98 '00
Soli, Junior	1992, '93 '94 '95
Sorahan, Ryan	2001, '02 '03
Souter, Ted	1954, '55 '56*
South, Ronny	1965, '67
Southerland, William	1938
Spain, Harold	1951, '52 '53
Spaight, Martrell	2013
Spangler, Shannon	1989
Spann, Dwayne	1988
Sparks, Claude	1908, '09
Sparks, Stan	1962, '63
Spencer, Edward	1954
Spencer, Terry	1990, '91 '92
Sperring, James	1951, '52

LETTERWINNERS

Spillers, Ray.....1934, '35 '36
 Spivey, Bill.....1933, '34
 Spriggs, David.....1974
 Sprinkle, Jeremy.....2013
 Stadtherr, Zach.....2008, '09 '10, '11
 Stallings, Randall.....1936, '37 '38
 Stancil, William.....1948, '49
 Stankovitch, Bob.....1968, '69
 Stanley, Tom E.....1902, '03 '05
 Stansberry, E.E.....1914, '15 '16
 Staveley, Mark.....2002
 Steelman, Harold.....1954, '55
 Steelman, Tyler.....2007
 Steger, Curtis.....1984
 Stendel, Marvin.....1950
 Stevenson, James E.....1916
 Stewart, Andru.....2009, '10
 Stewart, George.....1978, '79 '80*
 Stewart, Randy.....1963, '64 '65*
 Stewart, Terry.....1967, '68 '69*
 Stewart, Wayne.....1986, '87 '88
 Stiggers, Gary.....1977, '78 '79 '80
 Stinson, Rod.....1997, '98 '99 '00
 Stittlen, John.....1984, '85 '86 '87
 Stockdell, Cary.....1968, '69
 Stockton, Harold.....1948, '50
 Stoerner, Clint.....1996, '97 '98 '99*
 Stolt, Alan
 Stone, Donnie.....1956, '57 '58
 Storey, Shane.....1987
 Stout, Robert.....1937, '38 '39
 Stout, Louis.....1930, '31 '32
 Stover, Donald.....1912
 Strain, Ray.....1972
 Strascinske, Ray.....1990, '91 '92 '93
 Street, Russell.....1999
 Strickland, J.S.....1897
 Stringer, Chris.....2012
 Stringer, Tom.....1951
 Struening, Don.....1993
 Stumbe, Van.....2008, '09 '10
 Sullivan, Jerry.....1977, '78
 Summerall, Pat.....1949, '50 '51*
 Summers, Scott.....2002
 Sutherland, Bruce.....1978, '81
 Sutton, John.....1975
 Sutton, John.....1940, '41
 Sutton, Wm. Buddy.....1950, '51 '52*
 Swanson, Bill.....1983
 Swanson, Travis.....2010, '11, '12*, '13*
 Swartz, Anthony.....1994, '95
 Swartz, Matt.....2000
 Switzer, Barry.....1957, '58 '59*
 Switzer, Greg.....1988, '89 '90 '91

T

Tackett, Buddy.....1962, '63
 Tallent, Major.....1948
 Talley, Fred.....2000, '01 '02*
 Tanner, Terry.....1980
 Tate, Austin.....2010, '11, '12, '13
 Tatum, Terry.....1982, '83 '84 '85
 Taylor, Brad.....1981, '82 '83 '84
 Taylor, Brad.....2012, '13
 Taylor, Jim.....1971, '72
 Taylor, John.....1975, '76
 Tegethoff, Carl.....1981, '82
 Temple, Charlie.....1949
 Templeton, Mason.....2004, '05 '06
 Tejada, Alex.....2007, '08 '09 '10
 Thielemann, R.C.....1973, '74 '75 '76

Thomas, Barry.....1982, '83
 Thomas, Bill.....1943
 Thomas, Brad.....1973, '74 '75
 Thomas, Billy Ray.....1944, '46 '47 '48
 Thomas, Champ.....1967
 Thomas, Curtis.....1991, '93 '94
 Thomas, Derrick.....1983, '84 '85 '86*
 Thomas, Floyd.....1947
 Thomas, Greg.....1984, '85 '86 '87*
 Thomas, Mick.....1989, '90 '91
 Thomas, Robert.....2011, '12, '13*
 Thomas, Trmain.....2008, '09 '10, '11
 Thomas, Travis.....1922, '23 '24
 Thomas, Will.....1901
 Thomas, Zhamal.....2009, '10
 Thomason, George.....1950, '51 '52
 Thomason, Joe.....1953, '54 '55
 Thompson, David.....2004, '05
 Thompson, Derrick.....1992
 Thompson, Lance.....2005, '06 '07 '08
 Thompson, Skip.....1987, '88
 Thorpe, Wilfred.....1937, '38 '39
 Thornton, DuVall.....1947, '48 '49
 Tibbits, Joe.....1941, '42
 Tidwell, Chris.....1995
 Tolbert, James.....1979, '80 '81
 Toole, Drew.....1971, '72
 Toussaint, James.....2002
 Towler, George F.....1898
 Townsend, Curtis.....1975, '76
 Trail, Ray.....1960, '61 '62*
 Trail, Richard.....1964, '65 '66
 Trainor, Kendall.....1985, '86 '87 '88
 Trantham, Tommy.....1965, '66 '67
 Trnum, Billy.....1957, '58 '59
 Travis, Tony.....1992
 Tribble, Russ.....1973, '75
 Triesch, Conrad.....1914
 Troillett, Ralph.....1952, '53*
 Troxell, Billy F.....1948
 Troxell, Jack.....1951, '52
 Trusty, Reggie.....1988, '89
 Trusty, Ronnie.....1980, '81
 Tubbs, Zac.....2002, '03 '04 '06*
 Tuck, Crosby.....2008
 Tucker, Austin.....2009, '10
 Tunnah, B.....1910
 Turner, A.J.....2012
 Turner, A.S.....1911, '13 '14
 Turner, Alan.....2011, '12, '13
 Turner, John.....1970
 Turner, Keith.....2000, '02
 Turner, Terry.....1970

U

Uekman, Garrett.....2011
 Uogh, Tony.....2003, '04 '05 '06*
 Underwood, Ronnie.....1954, '55 '56
 Upchurch, Andy.....1983, '84 '85*
 Uptmoor, Bernard.....1928, '29 '30


V

Van Dover, Jimmy.....1956, '58
 Van Dyke, Sammy.....1984, '85 '86 '87
 Van Es, Wendell.....NA
 Van Poucke, M.L.....NA
 Van Sickle, Clifford.....1934, '35 '36*
 Van Sickle, Clyde.....1927, '28 '29
 Valdez, Jose.....2006, '07 '08
 Vanderverter, James.....1899

Vanvalkenburgh, Horace.....1904, '05
 Vanvalkenburgh, Wm. M.....1906
 Vaughn, Vickiel.....2002, '03 '04 '05*
 Vavra, Brian.....2005, '06 '07
 Vernon, Thomas Jerry.....1951
 Vestal, Steve.....1970
 Vickers, Rick.....1970
 Villarreal, Ernie.....1984, '86
 Vincenheller, Ashton.....1897, '98 '99 '00*
 Vinnett, Darius.....2004, '06*
 Voelzke, Alex.....2012, '13
 Volentine, Paul.....1913

W

Wade, Chris.....2006, '07
 Wade, Marquel.....2011
 Wade, Vernon.....1992, '93 '94
 Wait, Matt.....1994, '95 '96 '97
 Walker, George.....1954, '55 '57*
 Walker, George Rea.....1962, '63*
 Walker, Jimmy.....1975, '76 '77 '78*
 Walker, Kody.....2013
 Walls, Gavin.....2001, '02*
 Walls, Stephen.....1990, '91 '92
 Walston, Dave.....1962, '63
 Walters, Danny.....1980, '81 '82
 Walters, Steve.....1969, '70
 Ward, Bill.....1950
 Warren, Billy.....1983, '84
 Warren, Chris.....1975, '76
 Warren, Corey.....2000
 Warren, Earl.....1953
 Warren, Robert.....1952, '53
 Washburn, Jeremiah.....1997, '98 '99
 Washington, Carroll.....2013
 Washington, Cedric.....2003, '04 '05 '06
 Washington, Charles.....1983, '84 '85 '86
 Washington, Dallas.....2004, '06 '07 '08
 Watkins, James.....1906
 Watkins, Larry.....1964, '65 '67*
 Watkins, Ronald.....2011
 Watkins, Wayne.....1952
 Watkins, William.....1973
 Watson, Alan.....1973, '74
 Watson, John R.....1903
 Watters, Orlando.....1991, '92 '93
 Weatherford, Zach.....1994
 Weatherthorn, Jr., Carl.....1944
 Webb, Charles W.....1902
 Webster, Tim.....1968, '69 '70
 Weems, Orson.....1981, '82 '83
 Welch, Charles.....1923
 Welch, Jerry.....1962, '63 '64*
 Wells, Ira.....1983, '84
 Wells, John A.....1948
 Wesley, Donte.....1998
 Wessinger, Randy.....1978, '79 '80
 West, A.L.....1898
 Westerman, Bruce.....1990
 Westphal, Benny.....1973, '75
 Wewetzer, Jeff.....1988, '89
 Wheat, John.....1971, '72
 Wheeler, Earl.....1943, '44 '45 '46
 Whisenhunt, Jim.....1966
 White, Barnabas.....1974, '76 '77
 White, Bob.....1966, '67 '68
 White, Bryan.....1984, '85 '86 '87
 White, Dale.....1975, '76 '77 '78
 White, Eddie.....1981, '82 '84
 White, Larry.....1975, '76
 White, La'Zerius.....1999, '00 '01*
 White, Marsh.....1972, '73
 White, Nathaniel.....1982, '84 '85 '86
 White, Steed.....1946, '47
 Whitfield, Billy.....1957
 Whitmore, Marcus.....2003, '04*
 Whittaker, Leon.....1947
 Whitted, Erik.....1984, '85 '86 '87
 Whitworth, Charles.....1955, '56 '57
 Wilber, Rusty.....1976, '77
 Wilcoxon, Robert.....1982, '83 '84
 Wiley, Brian.....2000
 Wilkins, Charles.....1925
 Williams, Bobbie.....1996, '97 '98 '99
 Williams, Bobby.....1960
 Williams, Calvin.....1984, '85
 Williams, D.J.....2007, '08 '09 '10*
 Williams, Dale.....1984, '85
 Williams, Damian.....2006
 Williams, Darrell.....1959, '60 '61
 Williams, Demetrius.....2012
 Williams, Desmond.....2005, '06 '07
 Williams, Eddie "Boo".....1999, '00
 Williams, Fred.....1949, '50 '51
 Williams, Gary.....1978
 Williams, Jarrell.....1959, '60
 Williams, Jim.....1963, '64 '65*
 Williams, Jimmy.....1988, '89



Pat Summerall was a defensive end, tight end and placekicker for the Razorbacks from 1949-51. He served as a team captain in 1951 and was selected in the fourth round of the 1952 NFL Draft by the Detroit Lions. Summerall went on to a 10-year NFL career before moving into the broadcast booth, where he worked for CBS, ESPN and Fox. He was paired with John Madden for 22 years to make up one of the most well-known broadcast partnerships in TV history.

Williams, John.....1920
 Williams, Jonathan.....2012, '13
 Williams, Les.....1970, '71 '72
 Williams, Michael.....1996, '97 '98 '99
 Williams, Patrick.....1987, '88 '89
 Williams, Paul X.....1928
 Williams, Ray E.....1920, '21 '22
 Williams, Rickey.....1984, '85 '86 '87*
 Williams, Stanley.....1977, '78
 Williams, Terrell.....2009, '10, '11, '12
 Williams, Tom.....1923
 Williamson, John.....1989
 Wilson, Bill.....1957
 Wilson, Clint.....1983
 Wilson, Demetrius.....2012
 Wilson, George.....2001, '02 '03*
 Wilson, Harry.....1997, '98
 Wilson, Jeremy.....1996
 Wilson, Joe Bill.....1954
 Wilson, Richard.....1980
 Wilson, Tyler.....2009, '10, '11, '12*
 Wilson, William.....1915, '16 '17
 Wilson, William O.....1902, '03
 Wingfield, Greg.....1985
 Wingo Jr, Ronnie.....2009, '10, '11, '12
 Winkleman, Ben.....1917, '18 '19 '20 '21*
 Winkleman, Charles.....1924
 Winston, Billy.....1986, '87 '88 '89
 Winston, Darius.....2009, '10, '11, '12
 Winston, Dennis.....1973, '74 '75 '76
 Winston, JaMichael.....2013
 Winston, Marc.....2005
 Winston, Rodney.....1988, '89 '90
 Winters, Alva.....1926, '27 '28*
 Wise, Deatrich.....2013
 Wise, Floyd.....1928
 Wishon, Waylon.....1992, '93 '94
 Withers, Art.....1937
 Witty, Eldo.....1924
 Wood, Charles Fox.....1900, '01 '02
 Wood, Clark.....1900, '01 '02
 Wood, John Shirley.....1904, '05 '06*
 Wood, Stanley.....1922
 Woodbury, Derrick.....1992
 Woodell, Lloyd.....1936, '37 '38*
 Woodlee, Eddie.....1964, '65 '66
 Woodman, Lloyd.....1954
 Woods, Gary.....1979
 Woods, Kevin.....2004, '05 '06 '07*
 Woods, Wayne.....1956
 Woolfolk, Kirk.....1977, '78 '80
 Worrell, Darren.....1986, '87 '89

Worthington, Jim.....1961, '62
 Wren, Hudson.....1927, '28
 Wren, Ronnie.....1974
 Wright, A.E.....1908, '09
 Wright, Jarius.....2008, '09 '10, '11*
 Wright, Lindsay.....1894*
 Wright, Sam.....1906
 Wright, Shannon.....1989, '90 '92
 Wright, Tenarius.....2009, '10, '11, '12*
 Wright, Todd.....1989 '90 '91 '92
 Wunderly, Don.....1971 '72*
 Wyatt, Kevin.....1982 '83 '84 '85
 Wynn, Robert.....1988
 Wynn, Roger.....1976
 Wynne, Clayton.....1940, '41 '42*
 Wynne, Tommy.....1935

Y

Yager, Richard.....1991, '92 '93
 Yarborough, Byron.....1984, '85 '86
 Yates, A.J.....1938, '39 '40*
 Yeager, Kelly.....1991, '92 '93
 Yoder, Douglas.....1972, '73 '74 '75
 Yoes, Oran C.....1920
 Young, Charles.....1949
 Young, Clint.....1910, '11
 Young, Henderson.....1919
 Young, James.....1943, '44*
 Young, Michael.....2004
 Young, Theo.....1983, '84 '85 '86
 Youngblood, Jim.....2009

Z

Zinamon, Berg.....1980, '81 '82 '83*
 Zoll, Alan A.....1915, '16



Tony Uogh was a three-year starter at Arkansas and earned first-team All-SEC honors. He was taken in the second round of the 2007 NFL Draft by Indianapolis and helped the Colts win Super Bowl XLVI.

RAZORBACK COACHING STAFFS

2013

Jeff Long, AD
Bret Bielema, HC
Chris Ash, DC/Sec.
Jim Chaney, OC/QB
Sam Pittman, Assoc. HC/Rec./OL
Charlie Partridge, Asst. HC/DL
Taver Johnson, CB
Barry Lunney Jr., TE
Randy Shannon, LB
Michael Smith, WR
Joel Thomas, RB

2012

Jeff Long, AD
John L. Smith, HC
Paul Haynes*, DC/Sec.
Paul Petrino, OC/QB
Steve Caldwell, DE/STC
Taver Johnson, AHC, LB
Bobby Allen, Secondary
Kris Cinkovich, WR
Tim Horton, RB/RC
Chris Klenakis, OL
Kevin Peoples, DT

2011

Jeff Long, AD
Bobby Petrino, HC
Garrick McGee, OC/QB
Paul Petrino*, OC/QB
Willy Robinson, DC/Sec.
Paul Haynes*, DC/Sec.
John L. Smith, STC/OLB
Bobby Allen, DT/Sec.*
Steve Caldwell, DE/STC*
Kris Cinkovich, WR
Tim Horton, RB/RC
Reggie Johnson, ILB
Chris Klenakis, OL
Kevin Peoples*, DT
**named to position prior to Cotton Bowl*

2010

Jeff Long, AD
Bobby Petrino, HC
Garrick McGee, OC/QB
Willy Robinson, DC/Sec.
John L. Smith, STC/OLB
Bobby Allen, DT
Steve Caldwell, DE
Kris Cinkovich, WR
Tim Horton, RB/RC
Reggie Johnson, ILB
Chris Klenakis, OL

2009

Jeff Long, AD
Bobby Petrino, HC
Mike Summers, AHC, OL
Paul Petrino, OC/Rec.
Willy Robinson, DC/S
John L. Smith, STC/OLB
Bobby Allen, DT
Kirk Botkin, DE
Tim Horton, RB/RC
Reggie Johnson, ILB
Garrick McGee, QB/OC at bowl game

2008

Jeff Long, AD
Bobby Petrino, HC
Mike Summers, AHC, OL
Paul Petrino, OC/Rec.
Willy Robinson, DC/S
Bobby Allen, DT
Kirk Botkin, DE/ST
Tim Horton, RB/TE/RC
Reggie Johnson, LB
Garrick McGee, QB
Lorenzo Ward, Sec.

2007

Frank Broyles, AD
Houston Nutt, HC
Reggie Herring, DC/LB
David Lee, OC/QB
Mike Markuson, OL/
Running Game Coord.
Alex Wood, WR/Passing
Game Coord.
Bobby Allen, CB
Tim Horton, RB
Tracy Rocker, DL
James Shibest, TE/Specialists
Chris Vaughn, Safeties

2006

Frank Broyles, AD
Houston Nutt, HC
Reggie Herring, DC/LB
Gus Malzahn, OC/WR
Mike Markuson, OL/
Running Game Coord.
Alex Wood, QB/Passing Game Coord.
Bobby Allen, CB
Louis Campbell, Secondary
Danny Nutt, RB
Tracy Rocker, DL
James Shibest, TE/Specialists

2005

Frank Broyles, AD
Houston Nutt, HC
Reggie Herring, DC/LB
Mike Markuson, OL/
Running Game Coord.
Roy Wittke, QB/Passing
Game Coord.
Bobby Allen, CB
Clifton Ealy, TE
Danny Nutt, RB
Tracy Rocker, DL
James Shibest, WR/Specialists
Chris Vaughn, S/Rec. Coord.

2004

Frank Broyles, AD
Houston Nutt, HC
Dave Wommack, DC/ILB
Mike Markuson, OL/
Running Game Coord.
Roy Wittke, QB/Passing
Game Coord.
Bobby Allen, Secondary
Clifton Ealy, TE
Danny Nutt, RB
Tracy Rocker, DL
James Shibest, WR/Specialists
Chris Vaughn, OLB/Rec. Coord.

2003

Frank Broyles, AD
Houston Nutt, HC
Dave Wommack, DC/ILB
Mike Markuson, OL/
Running Game Coord.
Roy Wittke, QB/Passing
Game Coord.
Bobby Allen, CB/FS
Clifton Ealy, TE
Tracy Rocker, DL
James Shibest, WR/Specialists
Chris Vaughn, OLB/SS/Rec. Coord.

2002

Frank Broyles, AD
Houston Nutt, HC
Dave Wommack, DC/CB/FS
Bobby Allen, ILB/MLB
David Lee, QB
Mike Markuson, OL
Danny Nutt, RB
George Pugh, TE/Rec. Coord.
Kacy Rodgers, DL
James Shibest, WR/Specialists
Chris Vaughn, OLB/SS

2001

Frank Broyles, AD
Houston Nutt, HC
John Thompson, DC/ILB
Bobby Allen, DL
David Lee, QB
Mike Markuson, OL
Danny Nutt, RB
George Pugh, Rec. Coord./WR
James Shibest, TE/Specialists
Chris Vaughn, OLB
Dave Wommack, Secondary

2000

Frank Broyles, AD
Houston Nutt, HC
Fitz Hill, Asst. HC/Rec. Coord./WR
Bobby Allen, Co-DC/LB
John Thompson, Co-DC/Secondary
Joe Ferguson, QB
Bill Johnson, DL
Mike Markuson, OL
Danny Nutt, RB
James Shibest, TE/Special Teams
Chris Vaughn, Bandits/Rovers

1999

Frank Broyles, AD
Houston Nutt, HC
Bobby Allen, Co-DC/ILB
Keith Burns, Co-DC/Secondary
Clifton Ealy, Bandits/Rovers
Joe Ferguson, QB
Fitz Hill, WR
Mark Hutson, TE/Special Teams
Bill Kepple, DL
Mike Markuson, OL
Danny Nutt, RB

1998

Frank Broyles, AD
Houston Nutt, HC
Bobby Allen, Co-DC/ILB
Keith Burns, Co-DC/Secondary
Clifton Ealy, Bandits/Rovers
Joe Ferguson, QB
Fitz Hill, WR
Mark Hutson, TE/Special Teams
Bill Kepple, DL
Mike Markuson, OL
Danny Nutt, RB

1997

Frank Broyles, AD
Danny Ford, HC
Miles Aldridge, DC/LB
Kay Stephenson, OC/RB
Louis Campbell, AHC/DB
Mike Bender, OG/C
Joe Ferguson, QB
Fitz Hill, WR
Charley North, OT/TE
Jim Washburn, DL
Dennis Winston, OLB

1996

Frank Broyles, AD
Danny Ford, HC
Miles Aldridge, DC/LB
Mike Bender, OL
Louis Campbell, AHC/DB
Rockey Felker, QB
Fitz Hill, WR
David Mitchell, RB
Charley North, OT/TE
Joe Pate, LB
Jim Washburn, DL

1995

Frank Broyles, AD
Danny Ford, HC
Mike Bender, OL
Louis Campbell, DB
Joe Lee Dunn, DC
Rockey Felker, QB
Fitz Hill, WR
David Mitchell, RB
Charley North, OT/TE
Joe Pate, LB
Jim Washburn, DL

1994

Frank Broyles, AD
Danny Ford, HC
Louis Campbell, DB
Rockey Felker, QB
Fitz Hill, WR
Buddy King, OT/TE
Joe Kines, AHC/DC
David Mitchell, RB
Joe Pate, LB
Larry Van Der Heyden, OG/C
Jim Washburn, DL

1993

Frank Broyles, AD
Danny Ford, HC
Louis Campbell, DB
Greg Davis, QB
Rockey Felker, QB
Fitz Hill, WR
Buddy King, OT/TE
Joe Kines, AHC/DC
Joe Pate, LB
Scott Smith, LB
Larry Van Der Heyden, OG/C

1992

Frank Broyles, AD
Jack Crowe, HC*
Joe Kines, DC/ILB/HC#
Louis Campbell, DB
Scott Conley, TE
Greg Davis, OC/QB
J.B. Grimes, OL
Fitz Hill, DB/LB
Houston Nutt, WR
Joe Pate, AHC/DL
Ken Rucker, RB
**1 game
#named head coach after 1st game*

1991

Frank Broyles, AD
Jack Crowe, HC
Louis Campbell, DB
Scott Conley, TE
J.B. Grimes, OL
Bill Johnson, DL
Joe Kines, DC/ILB
Houston Nutt, WR
Joe Pate, AHC/OLB
Ken Rucker, RB
Charlie Weatherbie, QB

1990

Frank Broyles, AD
Jack Crowe, HC
Louis Campbell, DB
Scott Conley, OLB
J.B. Grimes, OL
Bill Johnson, DL
Houston Nutt, WR
Joe Pate, DC/LB
Jerry Pullen, TE
Ken Rucker, RB
Charlie Weatherbie, QB

1989

Frank Broyles, AD
Ken Hatfield, HC
Wally Ake, ILB
Larry Beckman, OG/C
Larry Brinson, RB/DB
Dick Bumpas, DL
Jack Crowe, OC/QB
J.B. Grimes, OT/TE
Roger Hinshaw, OL
Bob Trott, DB
Richard Wilson, WR

1988

Frank Broyles, AD
Ken Hatfield, HC
Wally Ake, DL
Larry Beckman, OL
Larry Brinson, RB
Fred Goldsmith, DC/ILB
Jim Goodman, WR
Roger Hinshaw, OLB
David Lee, QB/DB
Bob Trott, DB
Ken Turner, TE/K

1987

Frank Broyles, AD
Ken Hatfield, HC
Wally Ake, DL
Larry Beckman, OL
Larry Brinson, RB
Fred Goldsmith, DC/ILB
Jim Goodman, WR
Roger Hinshaw, OLB
David Lee, QB/DB
Bob Trott, DB
Ken Turner, TE/K

1986

Frank Broyles, AD
Ken Hatfield, HC
Wally Ake, DL
Larry Beckman, OL
Larry Brinson, RB
Fred Goldsmith, DC/ILB
Jim Goodman, WR
Roger Hinshaw, OLB
David Lee, QB/DB
Bob Trott, DB
Ken Turner, TE/K

1985

Frank Broyles, AD
Ken Hatfield, HC
Wally Ake, DL
Larry Beckman, OL
Jesse Branch, WR
Larry Brinson, RB
Fred Goldsmith, DC/ILB
Roger Hinshaw, OLB
David Lee, QB/DB
Bob Trott, DB
Ken Turner, TE/K

1984

Frank Broyles, AD
Ken Hatfield, HC
Wally Ake, DL
Larry Beckman, OL
Jesse Branch, WR
Larry Brinson, RB
Fred Goldsmith, DC/ILB
Roger Hinshaw, OLB
David Lee, QB/DB
Bob Trott, DB
Ken Turner, TE/K

1983

Frank Broyles, AD
Lou Holtz, HC
Jesse Branch, OB
Pete Cordelli, WR
Harvey Hampton, DE
Rich Olson, DB
Bob Shaw, LB
Jim Strong, OT/TE
Mike Tolleson, DL
Don Lindsey, AHC/DC
Ken Turner, OG/C/K

1982

Frank Broyles, AD
Lou Holtz, HC
Larry Beightol, OC/OL
Jesse Branch, WR
Sam Goodwin, OB
Don Lindsey, AHC/DC
John Mitchell, DE
Rich Olson, DB
Ken Turner, TE/K
Bob Shaw, LB

1981

Frank Broyles, AD
Lou Holtz, HC
Larry Beightol, OC/OL
Jesse Branch, WR
Sam Goodwin, OB
Don Lindsey, DC/LB
John Mitchell, DE
Rich Olson, DB
Ken Turner, TE/OL/K
Fred von Appen, DL

1980

Frank Broyles, AD
Lou Holtz, HC
Larry Beightol, AHC/OL
Jesse Branch, DB
Don Breaux, OB
Bob Cope, DC
Harold Horton, DL
John Konstantinos, WR
John Mitchell, DE
Ken Turner, TE/K

1979

Frank Broyles, AD
Lou Holtz, HC
Jesse Branch, WR
Don Breaux, OB
Bob Cope, DB
Harold Horton, DL
Monte Kiffin, DC/AHC
John Konstantinos, TE
John Mitchell, DE
Ken Turner, OL/K

1978

Frank Broyles, AD
Lou Holtz, HC
Larry Beightol, OC
Jesse Branch, WR
Don Breaux, OB
Bob Cope, DB
Harold Horton, DL
Monte Kiffin, DC
John Mitchell, DE
Ken Turner, OL/K

1977

Frank Broyles, AD
Lou Holtz, HC
Larry Beightol, OC
Jesse Branch, WR
Don Breaux, OB
Bob Cope, DB
Harold Horton, DL
Monte Kiffin, DC
John Mitchell, DE
Ken Turner, TE/K

1976

Frank Broyles, AD/HC
Don Boyce, OL
Jesse Branch, OB
Frank Falks, DE
Bob Gatling, WR
Harold Horton, LB
Jim Johnson, DL
Bill Lewis, DB
Ken Turner, OL/K

1975

Frank Broyles, AD/HC
Don Boyce, OL
Jesse Branch, WR
Frank Falks, DE
Harold Horton, LB
Jim Johnson, DL
Pat Jones, DL
Bill Lewis, DB
Bo Rein, OC
Ken Turner, TE

1974

Frank Broyles, AD/HC
Frank Falks, DE
Harold Horton, LB
Jim Johnson, DL
Mervin Johnson, OL
Bill Lewis, DB
Gordon Norwood, QB
Ken Turner, OL
Richard Williamson, OB

1973

Frank Broyles, AD/HC
Frank Falks, DE
Harold Horton, LB
Jim Johnson, DL
Mervin Johnson, OL
Bill Lewis, DB
Don Trull, QB/WR
Ken Turner, OL
Richard Williamson, OB

RAZORBACK COACHING STAFFS

1972

George Cole, AD
Frank Broyles, HC
Buddy Bennett, DB
Raymond Berry, WR
Lon Farrell, DE
Joe Gibbs, OL
Harold Horton, LB
Mervin Johnson, DL
Ken Turner, B Team
Richard Williamson, OB

1971

George Cole, AD
Frank Broyles, HC
Mervin Johnson, DL
Lon Farrell, DE
Harold Horton, LB
Buddy Bennett, DB
Don Breaux, OB
Raymond Berry, WR
Joe Gibbs, OL

1970

George Cole, AD
Frank Broyles, HC
Raymond Berry, WR
Don Breaux, OB
Charley Coffey, DL
Harold Horton, LB
Marvin Johnson, OL
Bill Kinard, DB

1969

John Barnhill, AD
Frank Broyles, HC
Don Breaux, OB
Charley Coffey, DL
Harold Horton, LB
Hootie Ingram, DB
Mervin Johnson, OL
Richard Williamson, WR
Bob Ford, Asst.

1968

John Barnhill, AD
Frank Broyles, HC
Don Breaux, OB
Charley Coffey, DL
Hootie Ingram, DB
Mervin Johnson, OL
Harold Horton, LB
Richard Williamson, WR
Bob Ford, Asst.

1967

John Barnhill, AD
Frank Broyles, HC
Charley Coffey, DL
Hootie Ingram, DB
Mervin Johnson, OL
Johnny Majors, OB
Wilson Matthews, LB
Bob Ford, Asst.

1966

John Barnhill, AD
Frank Broyles, HC
Charley Coffey, DL
Mervin Johnson, OL
Johnny Majors, DB
Wilson Matthews, LB
Bill Pace, OB
Gordon Smith, OE

1965

John Barnhill, AD
Frank Broyles, HC
Jim Mackenzie, Asst. HC/DC
Mervin Johnson, OL
Johnny Majors, DB
Wilson Matthews, LB
Bill Pace, OB
Barry Switzer, OE

1964

John Barnhill, AD
Frank Broyles, HC
Jim Mackenzie, Asst. HC/DC
Mervin Johnson, OL
Johnny Majors, DB
Wilson Matthews, LB
Bill Pace, OB
Barry Switzer, OE

1963

John Barnhill, AD
Frank Broyles, HC
Doug Dickey, OB
Jim Mackenzie, DL
Wilson Matthews, LB/DE
Steed White, OE/OL
Bill Pace, OB
Mervin Johnson, OL

1962

John Barnhill, AD
Frank Broyles, HC
Doug Dickey, OB
Mervin Johnson, OL
Bill Pace, DB
Jim Mackenzie, DL
Wilson Matthews, LB/DE
Steed White, OE/OL

1961

John Barnhill, AD
Frank Broyles, HC
Doug Dickey, DB
Hayden Fry, OB
Jim Mackenzie, OL
Wilson Matthews, LB
Dixie White, OL
Steed White, OE/OL

1960

John Barnhill, AD
Frank Broyles, HC
Doug Dickey, DB
Merrill Green, OB
Jim Mackenzie, DL
Wilson Matthews, LB/DE
Dixie White, OL
Steed White, OE

1959

John Barnhill, AD
Frank Broyles, HC
Doug Dickey, DB
Merrill Green, OB
Jim Mackenzie, DL
Wilson Matthews, LB/DE
Dixie White, OL
Steed White, OE

1958

John Barnhill, AD
Frank Broyles, HC
Doug Dickey, DB
Merrill Green, OB
Jim Mackenzie, DL
Wilson Matthews, LB/DE
Dixie White, OL
Steed White, OE

1957

John Barnhill, AD
Jack Mitchell, HC
George Barnhardt
Ab Bidwell
George Cole
Gene Corrotto
Bill Pace
Dixie White
Steed White

1956

John Barnhill, AD
Jack Mitchell, HC
George Barnhardt
Ab Bidwell
Bert Clark
George Cole
Gene Corrotto
Bobby Proctor
Tracy Scott
Dixie White

1955

John Barnhill, AD
Jack Mitchell, HC
George Barnhardt
Ab Bidwell
George Cole
Bobby Proctor
Tracy Scott
Dixie White

1954

John Barnhill, AD
Bowden Wyatt, HC
John Bailey
George Cafego
George Cole
Dick Hitt
LeRoy Pearce
Tracy Scott

1953

John Barnhill, AD
Bowden Wyatt, HC
John Bailey
George Cafego
George Cole
Dick Hitt
LeRoy Pearce
Tracy Scott

1952

John Barnhill, AD
Otis Douglas, HC
George Cole
Bill Ferrell
Charles Gray
Charles Hanks
Dick Humbert
Clyde Van Sickle

1951

John Barnhill, AD
Otis Douglas, HC

1950

John Barnhill, AD
Otis Douglas, HC

1949

John Barnhill, AD/HC
Bill Barnes
H.B. Brackett
George Cole
Charles Gray
Hobart Hooser
Charles McGibbony
Clyde Van Sickle

1948

John Barnhill, AD/HC

1947

John Barnhill, AD/HC

1946

John Barnhill/ AD/HC
War-Time AD
George Cole

ALL-TIME UA FOOTBALL STAFF ROSTER

Wally Ake, 1984-89
Miles Aldridge, 1996-97
Bobby Allen, 1998-12
Chris Ash, 2013-14
John Bailey, 1953-54
Bill Barnes, 1949
George Barnhardt, 1955-57
John Barnhill, 1946-49 (HC); 1946-69 (AD)
Larry Beckman, 1984-89
Larry Beightol, 1980-82
Mike Bender, 1995-97
Buddy Bennett, 1971-72
Raymond Berry, 1970-72
Ab Bidwell, 1955-57
Bret Bielema, 2013-Present (HC)
Kirk Botkin, 2008-09
Don Boyce, 1975-76
H.B. Brackett, 1949
Jesse Branch, 1975-85
Don Breaux, 1968-71, 1977-80
Larry Brinson, 1984-89
Frank Broyles, 1958-76 (HC); 1973-2007 (AD)
Dick Bumpas, 1989
Keith Burns, 1998-99
George Cafego, 1953-54
Steve Caldwell, 2010-12
Louis Campbell, 1990-97, 2006
Jim Chaney, 2013-Present
Kris Cinkovich, 2010-12
Charley Coffey, 1966-70
George Cole, 1949, 1952-57; 1970-72 (AD)
Scott Conley, 1990-92
Bob Cope, 1977-80
Pete Cordelli, 1983
Gene Corrotto, 1956-57
Jack Crowe, 1989-92, 1990-92 (HC)
Greg Davis, 1992-93
Doug Dickey, 1958-63
Otis Douglas, 1950-52 (HC)
Joe Lee Dunn, 1995
Clifton Ealy, 1998-99, 2003-05
Frank Falks, 1973-76
Lon Farrell, 1971-72
Rockey Felker, 1993-96
Joe Ferguson, 1997-2000
Bill Ferrell, 1952
Danny Ford, 1993-97 (HC)
E.K. Franks, 2014-Present
Hayden Fry, 1961
Bob Gatling, 1976
Joe Gibbs, 1971-72
Fred Goldsmith, 1984-88
Jim Goodman, 1986-88
Sam Goodwin, 1981-82
Charles Gray, 1949, 1952
Merrill Green, 1958-60
J.B. Grimes, 1989-92
Harvey Hampton, 1983
Charles Hanks, 1952
Ken Hatfield, 1984-89 (HC)
Paul Haynes, 2011*-12
Reggie Herring, 2005-07
Fitz Hill, 1992-2000
Roger Hinshaw, 1984-89
Dick Hitt, 1953-54
Lou Holtz, 1977-83 (HC)
Harold Horton, 1968-80
Tim Horton, 2007-12
Hobart Hooser, 1949
Dick Humbert, 1952
Mark Hutson, 1998-99
Hootie Ingram, 1967-69
Clay Jennings, 2014-Present
Bill Johnson, 1990-91, 2000
Jimmy Johnson, 1973-76
Mervin Johnson, 1962-74
Reggie Johnson, 2008-11
Taver Johnson, 2012-14
Pat Jones, 1975
Bill Keopple, 1998-99
Monte Kiffin, 1977-79

Bill Kinard, 1970
Joe Kines, 1991-94
Buddy King, 1993-94
Chris Klenakis, 2010-12
John Konstantinos, 1979-80
David Lee, 1984-88, 2001-02, 2007
Bill Lewis, 1973-76
Don Lindsey, 1981-83
Barry Lunney, Jr., 2013-Present
Jim Mackenzie, 1958-65
Johnny Majors, 1964-67
Gus Malzahn, 2006
Mike Markuson, 1998-2007
Wilson Matthews, 1958-67
Garrick McGee, 2008-11
Charles McGibbony, 1949
David Mitchell, 1994-96
Jack Mitchell, 1955-57 (HC)
John Mitchell, 1977-82
Charley North, 1995-97
Gordon Norwood, 1974
Danny Nutt, 1998-07
Houston Nutt, 1990-92; 1998-2007 (HC)
Rich Olson, 1981-83
Bill Pace, 1962-66
Charlie Partridge, 2013-14
Joe Pate, 1990-96
Kevin Peoples, 2011*-12
Bobby Petrino, 2008-11 (HC)
Paul Petrino, 2008-09; 2011*-12
LeRoy Pearce, 1953-54
Sam Pittman, 2013-Present
Bobby Proctor, 1955-56
George Pugh, 2001-02
Jerry Pullen, 1990
Bo Rein, 1975
Willy Robinson, 2008-11
Tracy Rocker, 2003-07
Kacy Rodgers, 2002
Ken Rucker, 1990-92
Tracy Scott, 1953-56
Roy Segrest, 2014-Present
Randy Shannon, 2013-Present
Bob Shaw, 1982-83
James Shibest, 2000-07
Gordon Smith, 1966-67
John L. Smith, 2008-11; 2012 (HC)
Michael Smith, 2013-Present
Robb Smith, 2014-Present
Scott Smith, 1993
Kay Stephenson, 1997
Jim Strong, 1983
Mike Summers, 2008-09
Barry Switzer, 1964-65
Joel Thomas, 2013-Present
John Thompson, 2000-01
Mike Tolleson, 1983
Bob Trott, 1984-89
Don Trull, 1973
Ken Turner, 1972-88
Fred von Appen, 1981
Larry Van Der Heyden, 1993-94
Clyde Van Sickle, 1949, 1952
Chris Vaughn, 2000-05, 2007
Jim Washburn, 1994-97
Lorenzo Ward, 2008
Charlie Weatherbie, 1990-91
Dixie White, 1955-61
Steed White, 1957-63
Richard Williamson, 1972-74
Richard Wilson, 1989
Dennis Winston, 1997
Roy Wittke, 2003-05
Dave Wommack, 2001-04
Alex Wood, 2006-07
Bowden Wyatt, 1953-54 (HC)

*Joined Staff prior to Cotton Bowl at end of 2011 season

ALL-TIME OVERALL RECORDS

YEAR	ALL GAMES				CONFERENCE GAMES					BOWL	HEAD COACH
	W	L	T	PCT.	W	L	T	PCT.	FINISH		
1894	2	1	0	.667	-	-	-	-	-	-	John C. Futrall
1895	1	0	0	1.000	-	-	-	-	-	-	John C. Futrall
1896	2	1	0	.667	-	-	-	-	-	-	John C. Futrall
1897	2	0	1	.833	-	-	-	-	-	-	B.N. Wilson
1898	2	1	0	.667	-	-	-	-	-	-	B.N. Wilson
1899	3	1	1	.700	-	-	-	-	-	-	Colbert Searles
1900	2	1	1	.625	-	-	-	-	-	-	Colbert Searles
1901	3	5	0	.375	-	-	-	-	-	-	Charles Thomas
1902	6	3	0	.667	-	-	-	-	-	-	Charles Thomas
1903	3	4	0	.429	-	-	-	-	-	-	D.A. McDaniel
1904	4	3	0	.571	-	-	-	-	-	-	A.D. Brown
1905	2	6	0	.250	-	-	-	-	-	-	A.D. Brown
1906	2	4	2	.375	-	-	-	-	-	-	F.C. Longman
1907	3	4	1	.438	-	-	-	-	-	-	F.C. Longman
1908	5	4	0	.556	-	-	-	-	-	-	Hugo Bezdek
1909	7	0	0	1.000	-	-	-	-	-	-	Hugo Bezdek
1910	7	1	0	.875	-	-	-	-	-	-	Hugo Bezdek
1911	6	2	1	.722	-	-	-	-	-	-	Hugo Bezdek
1912	4	6	0	.400	-	-	-	-	-	-	Hugo Bezdek
1913	7	2	0	.778	-	-	-	-	-	-	E.T. Pickering
1914	4	5	-	.444	-	-	-	-	-	-	E.T. Pickering

SOUTHWEST CONFERENCE PLAY BEGINS

1915	4	2	1	.643	1	1	0	.500	T2	-	T.T. McConnell
1916	4	4	0	.500	0	2	0	.000	T5	-	T.T. McConnell
1917	5	1	1	.786	0	1	1	.250	6	-	Norman Paine
1918	3	2	0	.600	0	1	0	.000	T6	-	Norman Paine
1919	3	4	0	.429	1	2	0	.333	5	-	J.B. Craig
1920	3	2	2	.571	2	0	1	.833	2	-	G.W. McLaren
1921	5	3	1	.611	2	1	0	.667	3	-	G.W. McLaren
1922	5	4	0	.556	1	3	0	.250	6	-	Francis Schmidt
1923	6	2	1	.722	2	2	0	.500	T4	-	Francis Schmidt
1924	7	2	1	.750	1	2	1	.375	7	-	Francis Schmidt
1925	4	4	1	.500	2	2	1	.500	T4	-	Francis Schmidt
1926	5	5	0	.500	2	2	0	.500	T3	-	Francis Schmidt
1927	8	1	0	.889	3	1	0	.750	3	-	Francis Schmidt
1928	7	2	0	.788	3	1	0	.750	2	-	Francis Schmidt
1929	7	2	0	.778	3	2	0	.600	3	-	Fred Thomsen
1930	3	6	0	.333	2	2	0	.500	5	-	Fred Thomsen
1931	3	5	1	.389	0	4	0	.000	7	-	Fred Thomsen
1932	1	6	2	.222	1	4	0	.200	7	-	Fred Thomsen
1933	7	3	1	.682	4	1	0	.800	1*	Dixie	Fred Thomsen
1934	4	4	2	.500	2	3	1	.417	5	-	Fred Thomsen
1935	4	5	1	.450	2	4	0	.333	5	-	Fred Thomsen
1936	7	3	0	.700	5	1	0	.833	1	-	Fred Thomsen
1937	6	2	2	.700	3	2	1	.583	3	-	Fred Thomsen
1938	2	7	1	.250	1	5	0	.167	T6	-	Fred Thomsen
1939	4	5	1	.450	2	3	1	.417	5	-	Fred Thomsen
1940	4	6	0	.400	1	5	0	.167	6	-	Fred Thomsen
1941	3	7	0	.300	0	6	0	.000	7	-	Fred Thomsen
1942	3	7	0	.200	0	6	0	.000	7	-	George Cole
1943	2	7	0	.200	1	4	0	.200	T5	-	John Tomlin
1944	5	5	1	.500	2	2	1	.500	3	-	Glen Rose
1945	3	7	0	.300	1	5	0	.167	7	-	Glen Rose
1946	6	3	1	.650	5	1	0	.833	T1	Cotton	John Barnhill
1947	6	4	1	.590	1	4	1	.250	T5	Dixie	John Barnhill
1948	5	5	0	.500	2	4	0	.333	5	-	John Barnhill
1949	5	5	0	.500	2	4	0	.333	6	-	John Barnhill
1950	2	8	0	.200	1	5	0	.167	7	-	Otis Douglas
1951	5	5	0	.500	2	4	0	.333	6	-	Otis Douglas
1952	2	8	0	.200	1	5	0	.167	7	-	Otis Douglas
1953	3	7	0	.300	2	4	0	.333	5	-	Bowden Wyatt
1954	8	3	0	.727	5	1	0	.833	1	Cotton	Bowden Wyatt
1955	5	4	1	.550	3	2	1	.583	4	-	Jack Mitchell
1956	6	4	0	.600	3	3	0	.500	4	-	Jack Mitchell
1957	6	4	0	.600	2	4	0	.333	T5	-	Jack Mitchell
1958	4	6	0	.400	2	4	0	.333	T5	-	Frank Broyles
1959	9	2	0	.818	5	1	0	.833	T1	Gator	Frank Broyles
1960	8	3	0	.727	6	1	0	.857	1	Cotton	Frank Broyles
1961	8	3	0	.727	6	1	0	.857	T1	Sugar	Frank Broyles
1962	9	2	0	.818	6	1	0	.857	2	Sugar	Frank Broyles
1963	5	5	0	.500	3	4	0	.429	4	-	Frank Broyles
1964	11	0	0	1.000	7	0	0	1.000	1	Cotton/National Champs	Frank Broyles
1965	10	1	0	.909	7	0	0	1.000	1	Cotton	Frank Broyles
1966	8	2	0	.800	5	2	0	.714	T2	-	Frank Broyles
1967	4	5	1	.450	3	3	1	.500	5	-	Frank Broyles
1968	10	1	0	.909	6	1	0	.857	T1	Sugar	Frank Broyles
1969	9	2	0	.818	6	1	0	.857	2	Sugar	Frank Broyles
1970	9	2	0	.818	6	1	0	.857	2	-	Frank Broyles
1971	8	3	1	.708	5	1	1	.786	2	Liberty	Frank Broyles

* No SWC champion recognized in 1933



ALL-TIME OVERALL RECORDS

ALL GAMES					CONFERENCE GAMES						
YEAR	W	L	T	PCT.	W	L	T	PCT.	FINISH	BOWL	HEAD COACH
1972	6	5	0	.546	3	4	0	.429	T4	—	Frank Broyles
1973	5	5	1	.500	3	3	1	.500	T4	—	Frank Broyles
1974	6	4	1	.591	3	3	1	.500	T4	—	Frank Broyles
1975	10	2	0	.833	6	1	0	.859	T1	Cotton	Frank Broyles
1976	5	5	1	.500	3	4	1	.438	6	—	Frank Broyles
1977	11	1	0	.917	7	1	0	.875	2	Orange	Lou Holtz
1978	9	2	1	.792	6	2	0	.750	T2	Fiesta	Lou Holtz
1979	10	2	0	.833	7	1	0	.875	T1	Sugar	Lou Holtz
1980	7	5	0	.583	3	5	0	.375	T6	Hall of Fame	Lou Holtz
1981	8	4	0	.667	5	3	0	.625	4	Gator	Lou Holtz
1982	9	2	1	.792	5	2	1	.688	3	Bluebonnet	Lou Holtz
1983	6	5	0	.546	4	4	0	.500	5	—	Lou Holtz
1984	7	4	1	.636	5	3	0	.625	T3	Liberty	Ken Hatfield
1985	10	2	0	.833	6	2	0	.750	T2	Holiday	Ken Hatfield
1986	9	3	0	.750	6	2	0	.750	T2	Orange	Ken Hatfield
1987	9	4	0	.692	5	2	0	.714	T2	Liberty	Ken Hatfield
1988	10	2	0	.833	7	0	0	1.000	1	Cotton	Ken Hatfield
1989	10	2	0	.833	7	1	0	.875	1	Cotton	Ken Hatfield
1990	3	8	0	.273	1	7	0	.125	7	—	Jack Crowe
1991	6	6	0	.600	5	3	0	.625	T2	Independence	Jack Crowe

SOUTHEASTERN CONFERENCE PLAY BEGINS

1992	3	7	1	.318	3	4	1	.438	4 West	—	Jack Crowe/Joe Kines
1993	6	4	1	.591	4	3	1	.438	T2 West	—	Danny Ford
1994	4	7	0	.364	2	6	0	.250	T4 West	—	Danny Ford
1995	8	5	0	.615	6	2	0	.750	1 West	CarQuest	Danny Ford
1996	4	7	0	.363	2	6	0	.250	5 West	—	Danny Ford
1997	4	7	0	.363	2	6	0	.250	5 West	—	Danny Ford
1998	9	3	0	.750	6	2	0	.750	T1 West	Citrus	Houston Nutt
1999	8	4	0	.667	4	4	0	.500	T3 West	Cotton	Houston Nutt
2000	6	6	0	.500	3	5	0	.375	T5 West	Las Vegas	Houston Nutt
2001	7	5	0	.583	4	4	0	.500	T3 West	Cotton	Houston Nutt
2002	9	5	0	.643	5	3	0	.625	T1 West	Music City	Houston Nutt
2003	9	4	0	.692	4	4	0	.500	4 West	Independence	Houston Nutt
2004	5	6	0	.455	3	5	0	.375	T3 West	—	Houston Nutt
2005	4	7	0	.364	2	6	0	.250	4 West	—	Houston Nutt
2006	10	4	0	.714	7	1	0	.875	1 West	Capital One	Houston Nutt
2007&	8	5	0	.615	4	4	0	.500	T3 West	Cotton	Houston Nutt/ Reggie Herring
2008	5	7	0	.416	2	6	0	.250	T4 West	—	Bobby Petrino
2009	8	5	0	.615	3	5	0	.375	T4 West	Liberty	Bobby Petrino
2010	10	3	0	.769	6	2	0	.750	T2 West	Sugar	Bobby Petrino
2011	11	2	0	.846	6	2	0	.750	3 West	Cotton	Bobby Petrino
2012	4	8	0	.333	2	6	0	.250	6 West	—	John L. Smith
2013	3	9	0	.250	0	8	0	.000	7 West	—	Bret Bielema

UA ALL-TIME COACHING RECORDS

COACH	TENURE (SEASONS)	CONFERENCE W-L-T (PCT.)	OVERALL W-L-T (PCT.)	BOWLS
John C. Futrell	1894-96 (3)	—	5-2-0 (.714)	—
B.N. Wilson	1897-98 (2)	—	4-1-1 (.750)	—
Colbert Searles	1899-1900 (2)	—	5-2-2 (.667)	—
Charles Thomas	1901-02 (2)	—	9-8-0 (.529)	—
D.A. McDaniel	1903 (1)	—	3-4-0 (.429)	—
A.D. Brown	1904-05 (2)	—	6-9-0 (.400)	—
F.C. Longman	1906-07 (2)	—	5-8-3 (.406)	—
Hugo Bezdek	1908-12 (5)	—	29-13-1 (.686)	—
E.T. Pickering	1913-14 (2)	—	11-7-0 (.611)	—
T.T. McConnell	1915-16 (2)	1-3-0 (.250)	8-6-1 (.567)	—
Norman Paine	1917-18 (2)	0-2-1 (.167)	8-3-1 (.708)	—
J.B. Craig	1919 (1)	1-2-0 (.333)	3-4-0 (.429)	—
G.W. McLaren	1920-21 (2)	4-1-1 (.750)	8-5-3 (.594)	—
Francis Schmidt	1922-28 (7)	14-13-2 (.517)	42-20-3 (.669)	—
Fred Thomsen	1929-41 (13)	26-42-3 (.387)	56-61-10 (.480)	1
George Cole	1942 (1)	0-6-0 (.000)	3-7-0 (.300)	—
John Tomlin	1943 (1)	1-4-0 (.200)	2-7-0 (.222)	—
Glen Rose	1944-45 (2)	3-7-1 (.318)	8-12-1 (.405)	—
John Barnhill	1946-49 (4)	10-13-1 (.438)	22-17-3 (.560)	2
Otis Douglas	1950-52 (3)	4-14-0 (.222)	9-21-0 (.300)	—
Bowden Wyatt	1953-54 (2)	7-5-0 (.583)	11-10-0 (.524)	1
Jack Mitchell	1955-57 (3)	8-9-1 (.472)	17-12-1 (.583)	—
Frank Broyles	1958-76 (19)	91-36-5 (.708)	144-58-5 (.708)	10
Lou Holtz	1977-83 (7)	37-18-1 (.670)	60-21-2 (.735)	6
Ken Hatfield	1984-89 (6)	36-10-0 (.783)	55-17-1 (.760)	6
Jack Crowe	1990-91 ^ (2+)	6-10-0 (.375)	9-15-0 (.375)	1
Joe Kines	1992# (1)	3-4-1 (.438)	3-6-1 (.350)	—
Danny Ford	1993-97 (5)	16-23-1 (.413)	26-30-1 (.465)	1
Houston Nutt	1998-2007 (10)	42-38-0 (.525)	75-48-0 (.610)	8
Reggie Herring	2007&	—	0-1-0 (.000)	—
Bobby Petrino	2008-11	17-15-0 (.531)	34-17-0 (.667)	3
John L. Smith	2012	2-6-0 (.250)	4-8-0 (.333)	—
Bret Bielema	2013-Present	3-9-0 (.250)	0-8-0 (.000)	—
Totals&	1894-2013 (120)	332-290-18 (.534)	684-468-40 (.594)	39

*Including first game of 1992 season # Interim head coach after first game of the season & Reggie Herring served as interim head coach during the 2008 Cotton Bowl

UA COACHING SUPERLATIVES

Seasons:	
19	Frank Broyles 1958-76
13	Fred Thomsen 1929-41
10	Houston Nutt 1998-2007
7	Francis Schmidt 1922-28
7	Lou Holtz 1977-83
6	Ken Hatfield 1984-89
5	Hugo Bezdek 1908-12
5	Danny Ford 1993-97
Wins:	
144	Frank Broyles 144-58-5 [.708]
75	Houston Nutt 75-48-0 [.610]
60	Lou Holtz 60-21-2 [.735]
56	Fred Thomsen 56-61-10 [.480]
55	Ken Hatfield 55-17-1 [.760]
42	Francis Schmidt 42-20-3 [.669]
Winning Percentage (Minimum 4 seasons):	
.760	Ken Hatfield 55-17-1, 6 seasons
.735	Lou Holtz 60-21-2, 7 seasons
.708	Frank Broyles 144-58-5, 19 seasons
.686	Hugo Bezdek 29-13-1, 5 seasons
.669	Francis Schmidt 42-20-3, 7 seasons
.667	Bobby Petrino 34-17-0, 4 seasons
Bowls:	
10	Frank Broyles 19 seasons
8	Houston Nutt 10 seasons
6	Lou Holtz 7 seasons
6	Ken Hatfield 6 seasons
3	Bobby Petrino 4 seasons
2	John Barnhill 4 seasons



SEASON-BY-SEASON RESULTS

NOTES:

Home games in ALL CAPS.

Opponents listed by name at time of game.

Opponent name changes are noted on page 189.

Rankings at time of game, beginning in 1936, are from The Associated Press.



JOHN C. FUTRALL
3 SEASONS - 1894-96, 5-2-0

John C. Futrall served as both manager and head coach of the Arkansas football program during its first three years of existence. For the next 16 years, Futrall served as the team's manager, chairman of the school's athletic committee, or both.

1894 • (2-1-0) • Captain: Wright Lindsey

DATE	OPPONENT	UA/OPP RK	TV	W	L	T	UA	OPP
Oct. 13	FORT SMITH (ARK.) HS			W			42	0
Oct. 27	FORT SMITH (ARK.) HS			W			38	0
Nov. 22	at Texas				L		0	54

1895 • (1-0-0) • Captain: Herbert Fishback

DATE	OPPONENT	UA/OPP RK	TV	W	L	T	UA	OPP
Oct. 12	FORT SMITH (ARK.) HS			W			30	0

1896 • (2-1-0) • Captain: Herbert Fishback

DATE	OPPONENT	UA/OPP RK	TV	W	L	T	UA	OPP
Oct. 3	FORT SMITH (ARK.) HS			W			10	0
Oct. 10	at Fort Smith (Ark.) HS			W			6	2
Oct. 24	at Drury				L		0	34



B.N. WILSON
2 SEASONS - 1897-98, 4-1-1


The second head coach in the history of Arkansas football, B.N. Wilson guided his teams to two wins in three games in each of his two seasons at the helm.

1897 • (2-0-1) • Captain: Herbert Fishback

DATE	OPPONENT	UA/OPP RK	TV	W	L	T	UA	OPP
Nov. 6	FORT SMITH (ARK.) HS			W			12	0
Nov. 20	at Drury					T	6	6
Nov. 25	at Ouachita Baptist			W			24	0

1898 • (2-1-0) • Captain: Edward Martin

DATE	OPPONENT	UA/OPP RK	TV	W	L	T	UA	OPP
Oct. 22	DRURY			W			17	0
Nov. 5	at Drury			W			12	6
Nov. 19	at Fort Scott (Kan.) HS				L		8	36



COLBERT SEARLES
2 SEASONS - 1899-1900, 5-2-2

Colbert Searles directed the Arkansas football program to a 5-2-2 record over a two-year span that included just six different opponents.

1899 • (3-1-1) • Captain: Chester Sloan

DATE	OPPONENT	UA/OPP RK	TV	W	L	T	UA	OPP
Oct. 14	DRURY			W			10	0
Oct. 28	(1) HENRY KENDALL			W			11	0
Nov. 3	(1) at Henry Kendall					T	0	0
Nov. 4	+at Oklahoma				L		5	11
Nov. 18	JOPLIN (MO.) HS			W			11	10
	+Shawnee, Okla.							

1900 • (2-1-1) • Captain: Ashton Vincenheller

DATE	OPPONENT	UA/OPP RK	TV	W	L	T	UA	OPP
Oct. 27	WEBB CITY (MO.) HS			W			15	0
Nov. 3	at Joplin (Mo.) HS					T	6	6
Nov. 10	PIERCE CITY (MO.)			W			10	0
Nov. 24	at Drury				L		5	17



CHARLES THOMAS
2 SEASONS - 1901-02, 9-8-0

Though the schedules still included several high school foes, Charles Thomas' two seasons at the helm of the UA football program were marked by the beginning of the LSU series in 1901 and a 6-3-0 record in 1902 - his second and final season.

1901 • (3-5-0) • Captain: Fred Brown

DATE	OPPONENT	UA/OPP RK	TV	W	L	T	UA	OPP
Oct. 12	PIERCE CITY (MO.)				L		0	5
Oct. 19	DRURY			W			22	0
Oct. 26	FORT SCOTT (KAN.) HS				L		6	17
Nov. 2	at Little Rock (Ark.) HS				L		0	5
Nov. 9	(1) HENRY KENDALL			W			48	0
Nov. 16	KANSAS CITY MEDICS				L		6	10
Nov. 22	at LSU				L		0	15
Nov. 23	at Louisiana Tech			W			16	0

1902 • (6-3-0) • Captain: Lemuel Bryan

DATE	OPPONENT	UA/OPP RK	TV	W	L	T	UA	OPP
Oct. 4	at Neosho (Mo.) HS			W			6	0
Oct. 11	at Kingfisher (Okla.)			W			15	6
Oct. 13	at Oklahoma				L		0	28
Oct. 22	(1) at Henry Kendall			W			33	0
Nov. 1	TAHLEQUAH SEMINARY			W			50	0
Nov. 8	at State College of Mo.				L		5	15
Nov. 10	at Pierce City (Mo.)				L		2	24
Nov. 17	FORT SCOTT (KAN.) HS			W			16	0
Nov. 27	(2) MISSOURI SCHOOL OF MINES		W				11	0



D.A. MCDANIEL
1 SEASON - 1903, 3-4-0

While Arkansas managed just three wins in its only season under D.A. McDaniel, one of those victories was its first over Oklahoma - a 12-0 win over the Sooners in Fayetteville in the season finale.

1903 • (3-4-0) • Captain: Henry Ragland

DATE	OPPONENT	UA/OPP RK	TV	W	L	T	UA	OPP
Oct. 10	ST. COLLEGE OF MO.				L		5	10
Oct. 16	(2) at Mo. School of Mines				L		6	17
Oct. 17	at Drury			W			10	6
Oct. 30	at Texas				L		0	15
Oct. 31	at Texas A&M				L		0	6
Nov. 7	FORT SMITH (ARK.) HS			W			17	9
Nov. 21	OKLAHOMA			W			12	0



A.D. BROWN
2 SEASONS - 1904-05, 6-9-0

After a 4-3-0 record in its initial campaign under A.D. Brown, Arkansas managed just two wins in the second and final season of his tenure.

1904 • (4-3-0) • Captain: Jess Moore

DATE	OPPONENT	UA/OPP RK	TV	W	L	T	UA	OPP
Oct. 15	DRURY				L		0	12
Oct. 22	FORT SCOTT (KAN.) HS			W			22	0
Nov. 4	at Dallas Medics				L		0	5
Nov. 5	at Baylor				L		6	17
Nov. 12	(3) FAIRMOUNT			W			12	6
Nov. 19	at Fort Smith (Ark.) HS			W			11	5
Nov. 26	(2) MISSOURI SCHOOL OF MINES			W			11	10

1905 • (2-6-0) • Captain: William Jett

DATE	OPPONENT	UA/OPP RK	TV	W	L	T	UA	OPP
Oct. 7	KANSAS				L		0	6
Oct. 14	at Washington (Mo.)				L		0	6
Oct. 16	at Drury				L		0	12
Oct. 26	CHILOCCO (KAN.)			W			6	0
Oct. 31	TEXAS				L		0	4
Nov. 12	TRANSYLVANIA				L		0	6
Nov. 17	(2) at Mo. School of Mines				L		0	16
Nov. 30	KANSAS CITY MEDICS			W			26	0



F.C. LONGMAN
2 SEASONS - 1906-07, 5-8-3

F.C. Longman was the final faculty member to serve as the football program's volunteer coach. Though the Cardinals suffered five shutouts during his tenure, they also earned a shutout win at Tulane and began Arkansas' series with Tennessee during the 1907 season.

1906 • (2-4-2) • Captain: John S. Wood

DATE	OPPONENT	UA/OPP RK	TV	W	L	T	UA	OPP
Sept. 29	CHILOCCO (KAN.)				L		0	6
Oct. 8	DRURY					T	0	0
Oct. 13	at Kansas				L		5	37
Oct. 30	TEXAS				L		0	11
Nov. 6	+SE MISSOURI ST.			W			12	0
Nov. 10	at Missouri				L		0	11
Nov. 24	at Tulane			W			22	0
Nov. 30	at LSU					T	6	6
	+Little Rock, Ark.							

1907 • (3-4-1) • Captain: Clinton Milford

DATE	OPPONENT	UA/OPP RK	TV	W	L	T	UA	OPP
Oct. 5	(4) HASKELL INDIAN JC					T	0	0
Oct. 12	DRURY			W			23	0
Oct. 19	at Drury			W			17	6
Oct. 26	at Saint Louis				L		6	42
Nov. 2	TEXAS				L		6	26
Nov. 9	+LSU				L		12	17
Nov. 16	#vs. Tennessee				L		2	14
Nov. 23	(2) MISSOURI SCHOOL OF MINES		W				7	5
	+Little Rock, Ark.							
	#Memphis, Tenn.							

SEASON-BY-SEASON RESULTS

**HUGO BEZDEK**

5 SEASONS - 1908-12, 29-13-1

The first full-time, paid coach in Arkansas football history, Hugo Bezdek guided the Cardinals to a 5-4 campaign in his first season. In 1909 he led UA to what is widely regarded as the program's breakthrough season - a 7-0-0 campaign during which Arkansas outscored its foes 186-18. Upon the team's return from a win over LSU in Memphis, Tenn., that season, Bezdek told students his team had played "like a wild band of razorback hogs." The students liked the nickname and officially adopted it prior to the 1910 season.

1908 • (5-4-0) • Captain: Willis Nelson

DATE	OPPONENT	UA/OPP RK	TV	W	L	T	UA	OPP
Oct. 3	(4) HASKELL INDIAN JC			W			6	0
Oct. 10	OLE MISS			W			33	0
Oct. 17	at Saint Louis				L		0	24
Oct. 24	HENDERSON (ARK.) ST.			W			51	0
Oct. 31	at Oklahoma				L		5	27
Nov. 7	at Texas				L		0	21
Nov. 14	PITTSBURG (KAN.) ST.			W			42	12
Nov. 21	OUACHITA BAPTIST			W			73	0
Nov. 26	+LSU				L		4	36
	+Little Rock, Ark.							

1909 • (7-0-0) • Captain: Stanley Phillip

DATE	OPPONENT	UA/OPP RK	TV	W	L	T	UA	OPP
Oct. 2	HENDERSON (ARK.) ST.			W			24	0
Oct. 16	at Drury			W			12	6
Oct. 23	(3) FAIRMOUNT			W			22	6
Oct. 30	OKLAHOMA			W			21	6
Nov. 13	#vs. LSU			W			16	0
Nov. 15	at Ouachita Baptist			W			55	0
Nov. 25	+WASHINGTON (MO.)			W			34	0
	#Memphis, Tenn.							
	+Little Rock, Ark.							

1910 • (7-1-0) • Captain: Steve Creekmore

DATE	OPPONENT	UA/OPP RK	TV	W	L	T	UA	OPP
Oct. 1	DRURY			W			33	0
Oct. 9	HENDERSON (ARK.) ST.			W			63	0
Oct. 15	KANSAS STATE				L		0	5
Oct. 22	SOUTHWESTERN (TEX.)			W			13	12
Oct. 29	TEXAS A&M			W			5	0
Nov. 5	at Washington (Mo.)			W			50	0
Nov. 15	(2) MISSOURI SCHOOL OF MINES		W			6	2	
Nov. 24	+LSU			W			51	0
	+Little Rock, Ark.							

1911 • (6-2-1) • Captain: Dan Estes

DATE	OPPONENT	UA/OPP RK	TV	W	L	T	UA	OPP
Sept. 30	(5) FOURTH DIST. (MO.) NORMAL		W			100	0	
Oct. 7	DRURY			W			65	5
Oct. 14	HENDRIX			W			45	0
Oct. 21	at Texas				L		0	12
Oct. 28	at Southwestern (Texas)					T	0	0
Nov. 4	^(2) vs. Missouri School of Mines			W			44	3
Nov. 11	#at Kansas State				L		0	3
Nov. 18	at Washington (Mo.)			W			3	0
Nov. 23	+LSU			W			11	0
	+Joplin, Mo.							
	#Kansas City, Mo.							
	+Little Rock, Ark.							

1912 • (4-6-0) • Captain: Percy Hinton

DATE	OPPONENT	UA/OPP RK	TV	W	L	T	UA	OPP
Sept. 28	HENDERSON (ARK.) ST.			W			39	6
Oct. 5	HENDRIX			W			52	0
Oct. 12	(6) OKLAHOMA A&M				L		7	13
Oct. 18	#vs. Texas A&M				L		0	27
Oct. 19	at Baylor				L		0	7
Oct. 26	SOUTHWESTERN (TEX.)			W			25	0
Nov. 2	at Wisconsin				L		7	64
Nov. 9	+LSU				L		6	7
Nov. 16	at Washington (Mo.)			W			13	7
Nov. 21	at Texas				L		0	48
	#Dallas, Texas							
	+Little Rock, Ark.							



Hugo Bezdek

E.T. PICKERING

2 SEASONS - 1913-14, 11-7-0

After beginning his tenure 5-0 en route to a 7-2-0 debut season, E.T. Pickering's second and final season at the helm of the UA program is best known for a contest against Ole Miss that is still disputed nearly a century later. Arkansas claims a 1-0 forfeit victory due to the Rebels' use of an ineligible player; Ole Miss denies the allegation and claims a 13-7 win on the field. The dispute led to the suspension of the series until 1924.

1913 • (7-2-0) • Captain: Russell May

DATE	OPPONENT	UA/OPP RK	TV	W	L	T	UA	OPP
Oct. 3	HENDERSON (ARK.) ST.			W			3	0
Oct. 11	HENDRIX			W			26	0
Oct. 18	(6) OKLAHOMA A&M			W			3	0
Oct. 25	BAYLOR			W			34	0
Nov. 1	*AUSTIN			W			26	7
Nov. 8	#vs. LSU				L		7	12
Nov. 15	+OLE MISS				L		10	21
Nov. 17	at Ouachita Baptist			W			14	3
Nov. 27	at Tulane			W			14	0
	*Fort Smith, Ark.							
	#Shreveport, La.							
	+Little Rock, Ark.							

1914 • (4-5-0) • Captain: James Rudd

DATE	OPPONENT	UA/OPP RK	TV	W	L	T	UA	OPP
Oct. 3	HENDRIX			W			13	7
Oct. 10	OUACHITA BAPTIST				L		9	15
Oct. 17	SAINT LOUIS			W			26	0
Oct. 24	(2) MISSOURI SCHOOL OF MINES				L	0	44	
Oct. 31	(6) at Oklahoma A&M				L		0	46
Nov. 7	#vs. LSU			W			20	12
Nov. 14	+@ OLE MISS				W		1	0
Nov. 21	*at Oklahoma				L		7	35
Nov. 28	at Drury				L		7	28
	#Shreveport, La.							
	+Little Rock, Ark.							
	@Arkansas victory by forfeit							
	*Oklahoma City, Okla.							

**T.T. MCCONNELL**

2 SEASONS - 1915-16, 8-6-1

The beginning of T.T. McConnell's tenure as head coach at Arkansas coincided with the inaugural season of Southwest Conference football. After a 4-2-1 debut in 1915 and four-consecutive wins to open the 1916 season, McConnell's tenure culminated with consecutive losses to LSU, Texas, Oklahoma and Mississippi A&M.

1915 • (4-2-1, 1-1-0 SWC - T3rd)**Captain: James Rudd**

DATE	OPPONENT	UA/OPP RK	TV	W	L	T	UA	OPP
Oct. 2	HENDRIX				W		41	0
Oct. 9	OUACHITA BAPTIST				W		13	9
Oct. 16	*+(6) OKLAHOMA A&M				W		14	9
Oct. 30	at Saint Louis					T	0	0
Nov. 6	#vs. LSU					L	7	13
Nov. 14	*OKLAHOMA					L	0	24
Nov. 20	(2) MISSOURI SCHOOL OF MINES		W				46	0
	*Southwest Conference game							
	*Fort Smith, Ark.							
	#Shreveport, La.							

1916 • (4-4-0, 0-2 SWC - T5th)**Captain: Chris Reichardt**

DATE	OPPONENT	UA/OPP RK	TV	W	L	T	UA	OPP
Sept. 30	PITTSBURG (KAN.) ST.				W		34	20
Oct. 7	HENDRIX						58	0
Oct. 14	(7) OKLAHOMA SCHOOL OF MINES				W		82	0
Oct. 21	(2) MISSOURI SCHOOL OF MINES		W			60	0	
Nov. 4	+vs. LSU					L	7	17
Nov. 18	*at Texas					L	0	52
Nov. 23	*#OKLAHOMA					L	13	14
Nov. 25	^(8) vs. Mississippi A&M					L	7	20
	*Southwest Conference game							
	+Shreveport, La.							
	#Fort Smith, Ark.							
	*Memphis, Tenn.							
	#Muskogee, Okla.							
	*Fort Smith, Ark.							

**NORMAN PAINE**

2 SEASONS - 1917-18, 8-3-1

Only a loss at Texas in the season finale prevented Norman Paine from an undefeated record in his first season, which began with five consecutive wins. His 1917 win over LSU was Arkansas' only victory against the Fighting Tigers in six games from 1915 to 1921. After playing the Sooners to a scoreless tie in 1917, Paine's 1918 team suffered the worst defeat in school history - a 103-0 loss at Oklahoma.

1917 • (5-1-1, 0-1-1 SWC - 6th)**Captain: Gene Davidson**

DATE	OPPONENT	UA/OPP RK	TV	W	L	T	UA	OPP
Oct. 6	CENTRAL MISSOURI ST.				W		34	0
Oct. 13	HENDRIX				W		19	0
Oct. 20	(2) MISSOURI SCHOOL OF MINES		W			32	0	
Oct. 27	(1) HENRY KENDALL				W		19	7
Nov. 3	+vs. LSU				W		14	0
Nov. 10	*#OKLAHOMA					T	0	0
Nov. 17	*at Texas					L	0	20
	+Shreveport, La.							
	*Southwest Conference game							
	#Fort Smith, Ark.							

1918 • (3-2-0, 0-1-0 SWC - T6th)**Captain: Paul Gold**

DATE	OPPONENT	UA/OPP RK	TV	W	L	T	UA	OPP
Sept. 28	CAMP PIKE					L	0	6
Oct. 5	(2) MISSOURI SCHOOL OF MINES		W			6	0	
Oct. 19	*at Oklahoma					L	0	103
Oct. 26	(1) HENRY KENDALL				W		23	6
Nov. 2	at (5) Fourth Dist. (Mo.) Normal		W			12	6	
	*Southwest Conference game							

SEASON-BY-SEASON RESULTS

**J.B. CRAIG**

1 SEASON — 1919, 3-4-0

Although J.B. Craig's only season included a lopsided 63-7 loss to Henry Kendall, it concluded with a 7-6 win over Oklahoma in the Razorbacks' most recent home meeting with the Sooners. The win avenged the 103-0 loss at Norman, Okla., the year before.

1919 • (3-4-0, 1-2-0 SWC - 5th)

Captain: James Coleman

DATE	OPPONENT	UA/OPP RK	TV	W	L	T	UA	OPP
Oct. 11	HENDRIX			W			7	0
Oct. 18	(2) MISSOURI SCHOOL OF MINES	W				20	0	
Oct. 25	*vs. LSU				L		0	20
Nov. 1	(1) HENRY KENDALL				L		7	63
Nov. 8	*at Texas				L		7	35
Nov. 15	*OKLAHOMA	W					7	6
Nov. 22	*at Rice				L		7	40

*Shreveport, La.

*Southwest Conference game

**G.W. MCLAREN**

2 SEASONS — 1920-21, 8-5-3

G.W. McLaren's Razorback teams yielded just 19 points in the six Southwest Conference games during his two-year tenure. His inaugural Arkansas team in 1920 shutout SWC foes SMU, Phillips and Rice en route to a 2-0-1 league mark. Because the SWC did not count ties toward winning percentage until 1925, the 1920 team is credited with a 1.000 league winning percentage but was not credited with a share of the league title won by Texas with a 5-0-0 conference mark.

1920 • (3-2-2, 2-0-1 SWC - T1st)

Captain: J. Tate McGill

DATE	OPPONENT	UA/OPP RK	TV	W	L	T	UA	OPP
Oct. 9	HENDRIX					T	0	0
Oct. 16	TCU					L	2	19
Oct. 23	*at SMU			W			6	0
Oct. 30	(2) MISSOURI SCHOOL OF MINES	W					14	0
Nov. 6	*vs. LSU				L		0	3
Nov. 13	*at Phillips			W			20	0
Nov. 20	*at Rice					T	0	0

*Southwest Conference game

*Shreveport, La.

1921 • (5-3-1, 2-1-0 SWC - 3rd)

Captain: Ben Winkleman

DATE	OPPONENT	UA/OPP RK	TV	W	L	T	UA	OPP
Oct. 1	HENDRIX			W			28	0
Oct. 8	DRURY			W			40	0
Oct. 15	*vs. Ouachita Baptist			W			28	0
Oct. 22	*(6) at Oklahoma A&M				L		0	7
Oct. 29	*SMU			W			14	0
Nov. 5	*vs. LSU				L		7	10
Nov. 12	PHILLIPS					T	0	0
Nov. 19	*BAYLOR			W			13	12
Nov. 24	at TCU				L		14	19

*Little Rock, Ark.

*Southwest Conference game

*Fort Smith, Ark.

*Shreveport, La.

**FRANCIS SCHMIDT**

7 SEASONS — 1922-28, 42-20-3

Led by George Cole, Glen Rose and Wear Schoonover, Francis Schmidt's 1927 Razorback team won a then-school-record eight games. After guiding the Hogs to a 7-2 campaign in 1928, Schmidt left UA to take over the TCU program.

1922 • (5-4-0, 1-3-0 SWC - 6th)

Captain: Clarence Smith

DATE	OPPONENT	UA/OPP RK	TV	W	L	T	UA	OPP
Sept. 30	HENDRIX			W			39	0
Oct. 7	DRURY			W			22	0
Oct. 14	*vs. Ouachita Baptist				L		7	13
Oct. 21	*at Baylor				L		13	60
Oct. 28	*vs. LSU			W			40	6
Nov. 4	@(1) TULSA			W			1	0
Nov. 11	*at Rice				L		7	31
Nov. 18	*SMU (HC)			W			9	0
Nov. 30	*(6) OKLAHOMA A&M				L		0	13

*Little Rock, Ark.

*Southwest Conference game

*Shreveport, La.

@Arkansas victory by forfeit

*Fort Smith, Ark.

1923 • (6-2-1, 2-2-0 SWC - T4th)

Captain: Sam Coleman

DATE	OPPONENT	UA/OPP RK	TV	W	L	T	UA	OPP
Sept. 29	(9) ARK. ST. TEACHERS			W			32	0
Oct. 6	DRURY			W			26	0
Oct. 13	*RICE			W			23	0
Oct. 20	*BAYLOR				L		0	14
Oct. 27	*vs. LSU			W			26	13
Nov. 3	OUACHITA BAPTIST (HC)					T	0	0
Nov. 10	*at SMU				L		6	13
Nov. 24	*vs. Phillips			W			32	0
Dec. 1	*(6) OKLAHOMA A&M			W			13	0

*Southwest Conference game

*Shreveport, La.

*Muskogee, Okla.

*Fort Smith, Ark.

1924 • (7-2-1, 1-2-1 SWC - 7th)

Captain: Yandell Rogers

DATE	OPPONENT	UA/OPP RK	TV	W	L	T	UA	OPP
Sept. 27	(10) NORTHEASTERN (OKLA.) STATE			W			54	6
Oct. 4	(5) FOURTH DIST. (MO.) NORMAL			W			47	0
Oct. 11	HENDRIX				W		34	3
Oct. 18	*at Baylor				L		0	13
Oct. 25	+OLE MISS			W			20	0
Nov. 1	*vs. LSU			W			10	7
Nov. 8	*SMU (HC)					T	14	14
Nov. 15	*PHILLIPS			W			28	6
Nov. 21	*(6) at Oklahoma A&M				L		0	20
Nov. 27	*TCU			W			20	0

*Southwest Conference game

*Little Rock, Ark.

*Shreveport, La.

*Fort Smith, Ark.

1925 • (4-4-1, 2-2-1 SWC - T4th)

Captain: Brad Scott

DATE	OPPONENT	UA/OPP RK	TV	W	L	T	UA	OPP
Oct. 3	at Iowa				L		0	26
Oct. 10	OKLAHOMA BAPTIST				L		0	6
Oct. 17	*at Rice				L		9	13
Oct. 24	PHILLIPS			W			45	0
Oct. 31	*vs. LSU			W			12	0
Nov. 7	*at SMU					T	0	0
Nov. 14	*at TCU				L		0	3
Nov. 21	*(6) OKLAHOMA A&M (HC)			W			9	7
Nov. 26	(1) at Tulsa			W			20	7

*Southwest Conference game

*Shreveport, La.

1926 • (5-5-0, 2-2-0 SWC - T3rd)

Captain: Herman Boozman

DATE	OPPONENT	UA/OPP RK	TV	W	L	T	UA	OPP
Sept. 26	(9) ARK. ST. TEACHERS			W			60	0
Oct. 2	OLE MISS			W			21	6
Oct. 9	at Oklahoma				L		6	13
Oct. 16	*vs. Hendrix			W			14	7
Oct. 23	CENTENARY			W			33	6
Oct. 30	at Kansas State				L		7	16
Nov. 6	*vs. LSU				L		0	14
Nov. 12	*TCU (HC)				L		7	10
Nov. 19	(6) at Oklahoma A&M			W			24	2
Nov. 25	(1) at Tulsa				L		7	14

*Southwest Conference game

+Little Rock, Ark.

*Shreveport, La.

1927 • (8-1-0, 3-1-0 SWC - 3rd)

Captain: Eusell Coleman

DATE	OPPONENT	UA/OPP RK	TV	W	L	T	UA	OPP
Oct. 1	COLLEGE OF THE OZARKS			W			32	0
Oct. 8	*BAYLOR			W			13	6
Oct. 15	*at Texas A&M				L		6	40
Oct. 22	(2) MISSOURI-ROLLA			W			34	0
Oct. 29	*LSU			W			28	0
Nov. 5	*at TCU			W			10	3
Nov. 12	(6) OKLAHOMA A&M (HC)			W			33	20
Nov. 19	AUSTIN			W			42	0
Nov. 26	+vs. Hendrix			W			20	7

*Southwest Conference game

*Shreveport, La.

+Little Rock, Ark.

1928 • (7-2-0, 3-1-0 SWC - 2nd)

Captain: Alva Winters

DATE	OPPONENT	UA/OPP RK	TV	W	L	T	UA	OPP
Sept. 29	at Ole Miss				L		0	25
Oct. 6	COLLEGE OF THE OZARKS			W			21	0
Oct. 13	*vs. Baylor			W			14	0
Oct. 27	*at Texas				L		7	20
Oct. 29	*TEXAS A&M (HC)			W			27	12
Nov. 3	+vs. LSU			W			7	0
Nov. 17	(2) MISSOURI-ROLLA			W			45	6
Nov. 24	OKLAHOMA BAPTIST			W			57	0
Nov. 29	(15) SOUTHWESTERN			W			73	0

*Southwest Conference game

+Shreveport, La.

*Texarkana, Ark.



Brett Perkins wrote *Frantic Francis*, the story of Francis Schmidt's football career.

SEASON-BY-SEASON RESULTS

**FRED THOMSEN**

13 SEASONS — 1929-41, 56-61-10

Still the second-longest-tenured head coach in Arkansas football history, Fred Thomsen was an offensive innovator who made the passing game an integral part of the UA attack. He led the Hogs to what would have been their first Southwest Conference title in 1933 only to vacate the championship for using an ineligible player. All-SWC performances by Jack Robbins and Jim Benton helped the Hogs to the SWC crown in 1936 and a tie for 18th in the final Associated Press poll in its first year of existence.

1929 • (7-2-0, 3-2-0 SWC - 3rd)**Captain: Clarence Gels**

DATE	OPPONENT	UA/OPP RK	TV	W	L	T	UA	OPP
Sept. 28	COLLEGE OF THE OZARKS			W			37	0
Oct. 5	HENDERSON (ARK.) ST.			W			30	7
Oct. 12	*TEXAS				L		0	27
Oct. 19	*at Baylor				L		20	31
Oct. 26	*at Texas A&M			W			14	13
Nov. 2	*vs. LSU			W			32	0
Nov. 9	EAST CENTRAL OKLA.			W			52	7
Nov. 16	CENTENARY (HC)			W			13	2
Nov. 28	*#(6) at Oklahoma A&M			W			32	6
*Southwest Conference game								
+Shreveport, La.								

1930 • (3-6-0, 2-2-0 SWC - T4th)**Captain: Milan Creighton**

DATE	OPPONENT	UA/OPP RK	TV	W	L	T	UA	OPP
Sept. 27	COLLEGE OF THE OZARKS			W			27	0
Oct. 4	(1) at Tulsa				L		6	26
Oct. 11	*at TCU				L		0	40
Oct. 18	*RICE (HC)			W			7	6
Oct. 25	*+TEXAS A&M			W			13	0
Nov. 1	*vs. LSU				L		12	27
Nov. 8	(6) OKLAHOMA A&M				L		0	26
Nov. 15	*BAYLOR				L		7	22
Nov. 27	at Centenary				L		6	7
*Southwest Conference game								
+Little Rock, Ark.								
+Shreveport, La.								

1931 • (3-5-1, 0-4-0 SWC - 7th)**Captain: Earl Secrest**

DATE	OPPONENT	UA/OPP RK	TV	W	L	T	UA	OPP
Sept. 26	COLLEGE OF THE OZARKS			W			13	6
Oct. 3	HENDRIX			W			19	0
Oct. 10	*SMU				L		6	42
Oct. 17	*at Baylor				L		7	19
Oct. 24	*vs. LSU				L		6	13
Oct. 31	*TCU (HC)				L		0	7
Nov. 3	at Chicago					T	13	13
Nov. 21	*at Rice				L		12	26
Nov. 26	at Centenary			W			6	0
*Southwest Conference game								
+Shreveport, La.								

1932 • (1-6-2, 1-4-0 SWC - 7th)**Captain: Judson Irwin**

DATE	OPPONENT	UA/OPP RK	TV	W	L	T	UA	OPP
Sept. 24	HENDRIX					T	0	0
Oct. 1	MISSOURI-ROLLA				L		19	20
Oct. 8	*at TCU				L		12	34
Oct. 15	*+BAYLOR			W			20	6
Oct. 22	*vs. LSU				L		0	14
Nov. 5	*RICE (HC)				L		7	13
Nov. 12	*at SMU				L		7	13
Nov. 18	*TEXAS				L		0	34
Nov. 26	at Centenary					T	0	0
*Southwest Conference game								
+Little Rock, Ark.								
+Shreveport, La.								

1933 • (7-3-1, 4-1-0 SWC - 1st)**Captain: Lewis Johnson**

DATE	OPPONENT	UA/OPP RK	TV	W	L	T	UA	OPP
Sept. 23	COLLEGE OF THE OZARKS			W			40	0
Sept. 30	OKLAHOMA BAPTIST			W			42	7
Oct. 7	*TCU			W			13	0
Oct. 14	*+BAYLOR			W			19	7
Oct. 21	#at LSU				L		0	20
Oct. 28	*SMU (HC)			W			3	0
Nov. 11	*at Rice				L		6	7
Nov. 18	HENDRIX			W			63	0
Nov. 24	*at Texas			W			20	6
Nov. 30	(1) at Tulsa				L		0	7
Jan. 1	>vs. Centenary					T	7	7
*Southwest Conference game								
+Little Rock, Ark.								
+Shreveport, La.								
>Dixie Classic (Dallas, Texas)								
NOTE: No SWC champion recognized in 1933.								

1934 • (4-4-2, 2-3-1 SWC - 5th)**Captain: W. R. Benton**

DATE	OPPONENT	UA/OPP RK	TV	W	L	T	UA	OPP
Sept. 29	COLLEGE OF THE OZARKS			W			13	0
Oct. 6	*at TCU			W			24	10
Oct. 13	*+BAYLOR			W			6	0
Oct. 20	*vs. LSU				L		0	16
Oct. 27	MISSOURI-ROLLA			W			20	0
Nov. 3	*at Texas A&M					T	7	7
Nov. 10	*RICE (HC)				L		0	7
Nov. 17	*at SMU				L		6	10
Nov. 23	*TEXAS				L		12	19
Nov. 29	(1) at Tulsa					T	7	7
*Southwest Conference game								
+Little Rock, Ark.								
+Shreveport, La.								

1935 • (5-5-0, 2-4-0 SWC - 5th)**Captain: Choice Rucker**

DATE	OPPONENT	UA/OPP RK	TV	W	L	T	UA	OPP
Sept. 28	PITTSBURG (KAN.) ST.			W			12	0
Oct. 5	*TCU				L		7	13
Oct. 12	*at Baylor				L		6	13
Oct. 19	*vs. LSU				L		7	13
Oct. 26	COLLEGE OF THE OZARKS			W			51	6
Nov. 2	*+TEXAS A&M			W			14	7
Nov. 8	*at Rice				L		7	20
Nov. 16	*SMU (HC)				L		6	17
Nov. 22	*at Texas				W		28	13
Nov. 28	(1) at Tulsa				W		14	7
*Southwest Conference game								
+Shreveport, La.								
+Little Rock, Ark.								

1936 • SWC CHAMPION**(7-3-0, 5-1-0 SWC - 1st)****T18th AP • Captain: Clifford Van Sickle**

DATE	OPPONENT	UA/OPP RK	TV	W	L	T	UA	OPP
Sept. 26	PITTSBURG (KAN.) ST.			W			53	0
Oct. 3	*at TCU				L		14	18
Oct. 10	*BAYLOR			W			14	10
Oct. 16	at George Washington				L		6	13
Oct. 24	*vs. LSU	NR/13			L		7	19
Oct. 31	*at Texas A&M			W			18	0
Nov. 7	*RICE (HC)			W			20	14
Nov. 14	*at SMU	NR/19		W			17	0
Nov. 26	(1) at Tulsa			W			23	13
Dec. 3	*+TEXAS	18/NR		W			6	0
*Southwest Conference game								
+Shreveport, La.								
+Little Rock, Ark.								

1937 • (6-2-2, 3-2-1 SWC - 3rd)**T14th AP • Captains: Jack Robbins, Jim Benton**

DATE	OPPONENT	UA/OPP RK	TV	W	L	T	UA	OPP
Sept. 25	CENTRAL (OKLA.) ST.			W			25	0
Oct. 2	*TCU					T	7	7
Oct. 9	*at Baylor				L		14	20
Oct. 16	*at Texas			W			21	10
Oct. 23	*SMU			W			13	0
Oct. 30	*TEXAS A&M (HC)	20/NR		W			26	13
Nov. 6	*at Rice	16/NR			L		20	26
Nov. 13	*vs. Ole Miss	20/NR		W			32	6
Nov. 20	+GEORGE WASHINGTON					T	0	0
Nov. 25	(1) at Tulsa			W			28	7
*Southwest Conference game								
+Fort Smith, Ark.								
+Memphis, Tenn.								
+Little Rock, Ark.								

1938 • (2-7-1, 1-5-0 SWC - 7th)**Captain: Lloyd Woodell**

DATE	OPPONENT	UA/OPP RK	TV	W	L	T	UA	OPP
Sept. 24	(6) OKLAHOMA A&M			W			27	7
Oct. 1	*at TCU				L		14	21
Oct. 8	*BAYLOR				L		6	9
Oct. 15	*+TEXAS			W			42	6
Oct. 22	at Santa Clara	NR/6			L		6	21
Oct. 29	*at Texas A&M				L		7	13
Nov. 5	*RICE (HC)				L		0	3
Nov. 12	*at SMU				L		6	19
Nov. 16	#Ole Miss				L		14	20
Nov. 24	(1) at Tulsa					T	6	6
*Southwest Conference game								
+Little Rock, Ark.								
+Memphis, Tenn.								

1939 • (4-5-1, 2-3-1 SWC - 5th)**Captains: Kay Eakin, Ray Cole**

DATE	OPPONENT	UA/OPP RK	TV	W	L	T	UA	OPP
Sept. 23	(6) OKLAHOMA A&M			W			32	6
Sept. 30	#(8) vs. Mississippi State				L		0	19
Oct. 7	*TCU			W			14	13
Oct. 14	*at Baylor				L		7	19
Oct. 21	*at Texas				L		13	14
Oct. 28	at Villanova				L		0	7
Nov. 4	*TEXAS A&M (HC)	NR/5			L		0	27
Nov. 11	*at Rice					T	12	12
Nov. 17	*+SMU	NR/17		W			14	0
Nov. 30	(1) at Tulsa			W			23	0
+Memphis, Tenn.								
*Southwest Conference game								
+Little Rock, Ark.								

1940 • (4-6-0, 1-5-0 SWC - 6th)**Captains: A.J. Yates, Howard Hickey**

DATE	OPPONENT	UA/OPP RK	TV	W	L	T	UA	OPP
Sept. 28	E. CENT. (OKLA.) ST.			W			38	0
Oct. 5	*at TCU				L		0	20
Oct. 12	*BAYLOR			W			12	6
Oct. 19	*+TEXAS	NR/14			L		0	21
Oct. 26	#vs. Ole Miss			W			21	20
Nov. 2	*at Texas A&M	NR/5			L		0	17
Nov. 9	*RICE (HC)				L		7	14
Nov. 16	*at SMU	NR/20			L		0	28
Nov. 21	at Fordham	NR/15			L		7	27
Nov. 28	(1) at Tulsa			W			27	21
*Southwest Conference game								
+Little Rock, Ark.								
#Memphis, Tenn.								

SEASON-BY-SEASON RESULTS



GEORGE COLE
1 SEASON — 1942, 3-7-0

The first of just two Arkansas graduates to serve as head football coach at his alma mater, George Cole went on to serve as athletic director at the school from 1970 to 1972. An All-Southwest Conference quarterback and a shortstop on the UA baseball team during his collegiate career, Cole began his administrative career as a line coach for the Razorbacks in 1936 and served as assistant athletic director under John Barnhill. Arkansas' baseball facility, Baum Stadium at George Cole Field, bears his name.

1942 • (3-7-0, 0-6-0 SWC - 7th)
Captains: Clayton Wynne, Robert Forte

DATE	OPPONENT	UA/OPP RK	TV	W	L	T	UA	OPP
Sept. 26	(3) WICHITA			W			27	0
Oct. 3	*at TCU				L		6	13
Oct. 10	*BAYLOR				L		7	20
Oct. 17	*+TEXAS	NR/20			L		6	47
Oct. 24	#vs. Ole Miss			W			7	6
Oct. 31	*at Texas A&M				L		0	41
Nov. 7	*RICE (HC)				L		9	40
Nov. 14	*at SMU				L		6	14
Nov. 21	at Detroit				W		14	7
Nov. 26	(1) at Tulsa	NR/6			L		7	40
*Southwest Conference game								
+Little Rock, Ark.								
#Memphis, Tenn.								



JOHN TOMLIN
1 SEASON — 1943, 2-7-0

The Razorbacks managed just two wins and tied for fifth place in the Southwest Conference in their only season under John Tomlin. His brief tenure ended with one of the most lopsided losses in UA history, a 61-0 loss at Tulsa.

1943 • (2-7-0, 1-4-0 SWC - T5th)
Captains: Lamar Dangler, Ben Jones

DATE	OPPONENT	UA/OPP RK	TV	W	L	T	UA	OPP
Sept. 25	(2) MISSOURI SCHOOL OF MINES		W				59	0
Oct. 2	*+TCU				L		0	13
Oct. 9	MONTICELLO NAVY				L		12	20
Oct. 16	*at Texas				L		0	34
Oct. 30	*TEXAS A&M (HC)	NR/19			L		0	13
Nov. 6	*at Rice				L		7	20
Nov. 13	*+at SMU			W			14	12
Nov. 19	*(6) OKLAHOMA A&M				L		13	19
Nov. 25	(1) at Tulsa	NR/20			L		0	61
*Southwest Conference game								
+Little Rock, Ark.								
#San Antonio, Texas								
*Fort Smith, Ark.								



GLEN ROSE
2 SEASONS — 1944-45, 8-12-1

While guiding the Razorback football program through the final years of the World War II era, Glen Rose recorded back-to-back wins over Ole Miss and directed the Hogs in their most recent game against an in-state opponent — a 41-0 win over Arkansas A&M in the 1944 season finale.

1944 • (5-5-1, 2-2-1 SWC - 3rd)
Captains: Lamar Dangler, James Young

DATE	OPPONENT	UA/OPP RK	TV	W	L	T	UA	OPP
Sept. 23	*at Missouri			W			7	6
Sept. 29	#(6) at Oklahoma A&M				L		0	19
Oct. 7	*at TCU					T	6	6
Oct. 14	NORMAN NAVY				L		7	27
Oct. 21	*+TEXAS				L		0	19
Oct. 28	#vs. Ole Miss			W			26	18
Nov. 4	*at Texas A&M			W			7	6
Nov. 11	*RICE (HC)			W			12	7
Nov. 18	*at SMU				L		12	20
Nov. 23	at Tulsa				L		2	33
Dec. 2	ARKANSAS A&M (17)			W			41	0
*St. Louis, Mo.								
#Oklahoma City, Okla.								
*Southwest Conference game								
+Little Rock, Ark.								
&Memphis, Tenn.								

1945 • (3-7-0, 1-5-0 SWC - 7th)
Captains: Earl Wheeler, Henry Ford

DATE	OPPONENT	UA/OPP RK	TV	W	L	T	UA	OPP
Sept. 22	+at Barksdale Field			W			12	6
Sept. 29	(6) OKLAHOMA A&M				L		14	19
Oct. 6	*TCU			W			27	14
Oct. 13	*at Baylor				L		13	23
Oct. 20	*+TEXAS	NR/10			L		7	34
Oct. 27	>vs. Ole Miss			W			19	0
Nov. 3	*TEXAS A&M (HC)				L		0	34
Nov. 10	*at Rice				L		7	26
Nov. 17	*at SMU				L		0	21
Nov. 23	(1) at Tulsa	NR/17			L		13	45
+Shreveport, La.								
*Southwest Conference game								
#Little Rock, Ark.								
>Memphis, Tenn.								



JOHN BARNHILL
4 SEASONS — 1946-49, 22-17-3

Widely credited with uniting the state of Arkansas behind the Razorback program, John Barnhill led UA to a share of the Southwest Conference title and its first Cotton Bowl berth in the first of his four seasons before retiring from coaching to focus on his duties as athletic director. His coaching tenure included the debut of War Memorial Stadium in Little Rock, Ark., the Hogs' second and third bowl appearances and the recruitment of 1948 All-American and Olympic silver medal winner Clyde Scott.

1946 • SWC CO-CHAMPION
(6-3-2, 5-1-0 SWC - T1st)
16th AP • Captain: Joyce Pipkin

DATE	OPPONENT	UA/OPP RK	TV	W	L	T	UA	OPP
Sept. 21	N'WESTERN (LA.) ST.			W			21	14
Sept. 28	(6) at Oklahoma A&M					T	21	21
Oct. 5	*at TCU			W			34	14
Oct. 12	*BAYLOR	18/NR		W			13	0
Oct. 19	*at Texas	14/3			L		0	20
Oct. 26	+vs. Ole Miss				L		7	9
Nov. 2	*at Texas A&M			W			7	0
Nov. 9	*+RICE	NR/5		W			7	0
Nov. 16	*SMU (HC)	17/NR		W			13	0
Nov. 28	(1) at Tulsa	10/NR			L		13	14
Jan. 1	>vs. LSU	16/8				T	0	0
*Southwest Conference game								
+Memphis, Tenn.								
#Little Rock, Ark.								
>1947 Cotton Bowl (Dallas, Texas)								

1947 • (6-4-1, 1-4-1 SWC - T5th)
Captain: James Minor

DATE	OPPONENT	UA/OPP RK	TV	W	L	T	UA	OPP
Sept. 20	N'WESTERN (LA.) ST.			W			64	0
Sept. 27	+(11) NORTH TEXAS ST.			W			12	0
Oct. 4	*TCU			W			6	0
Oct. 11	*at Baylor				L		9	17
Oct. 18	*+vs. Texas	NR/3			L		6	21
Oct. 25	#vs. Ole Miss			W			19	14
Nov. 1	*TEXAS A&M (HC)					T	21	21
Nov. 8	*at Rice				L		0	26
Nov. 15	*at SMU	NR/4			L		6	14
Nov. 27	(1) at Tulsa			W			27	13
Jan. 1	>vs. William & Mary	NR/14		W			21	19
+Little Rock, Ark.								
*Southwest Conference game								
#Memphis, Tenn.								
>1948 Dixie Bowl (Birmingham, Ala.)								

1948 • (5-5-0, 2-4-0 SWC - 5th)
Captain: Clyde Scott

DATE	OPPONENT	UA/OPP RK	TV	W	L	T	UA	OPP
Sept. 18	+ABILENE CHRISTIAN			W			40	6
Sept. 25	EAST TEXAS STATE			W			46	7
Oct. 2	*at TCU		NA-R	W			27	14
Oct. 9	*BAYLOR	13/NR			L		7	23
Oct. 16	*at Texas				L		6	14
Oct. 30	*at Texas A&M			W			28	6
Nov. 6	*+RICE				L		6	25
Nov. 13	*SMU (HC)	NR/7			L		12	14
Nov. 20	+(1) TULSA			W			55	18
Nov. 27	+WILLIAM & MARY	NR/20			L		0	19
+Little Rock, Ark.								
*Southwest Conference game								

1949 • (5-5-0, 2-4-0 SWC - 6th)
Captain: Alvin Duke

DATE	OPPONENT	UA/OPP RK	TV	W	L	T	UA	OPP
Sept. 24	+(11) NORTH TEXAS ST.			W			33	19
Oct. 1	*TCU			W			27	7
Oct. 8	*at Baylor				L		13	35
Oct. 15	*+TEXAS	NR/16			L		14	27
Oct. 22	at Vanderbilt			W			7	6
Oct. 29	*TEXAS A&M (HC)			W			27	6
Nov. 5	*at Rice	NR/8			L		0	14
Nov. 12	*at SMU	NR/12			L		6	34
Nov. 19	+WILLIAM & MARY				L		0	20
Nov. 26	(1) TULSA			W			40	7
+Little Rock, Ark.								
*Southwest Conference game								



Barnhill Arena, named for John Barnhill, is home to Razorback volleyball and gymnastics.

SEASON-BY-SEASON RESULTS



OTIS DOUGLAS
3 SEASONS — 1950-52, 9-21-0

Despite personnel that included future NFL stars Fred Williams, Dave "Hawg" Hanner, Pat Summerall, Lamar McHan, Floyd Sagely and Lewis Carpenter, the Razorbacks managed just nine wins during Douglas' three-year tenure. The highlight of his stay was a 16-14 win over Texas in 1951 — the Razorbacks' first win over the Longhorns in Fayetteville.

1950 • (2-8-0, 1-5-0 SWC - 7th) Captain: George Eckert

DATE	OPPONENT	UA/OPP RK	TV	W	L	T	UA	OPP
Sept. 23	+(6) OKLAHOMA A&M				L		7	12
Sept. 30	(11) NORTH TEXAS ST.			W			50	6
Oct. 7	*at TCU				L		6	13
Oct. 14	*BAYLOR			W			27	6
Oct. 21	*at Texas	NR/7			L		14	19
Oct. 28	+VANDERBILT			L			13	14
Nov. 4	*at Texas A&M			L			13	42
Nov. 11	*RICE (HC)			L			6	9
Nov. 18	*SMU	NR/14		L			7	14
Nov. 23	(1) at Tulsa			L			13	28
	+Little Rock, Ark.							
	*Southwest Conference game							

1951 • (5-5-0, 2-4-0 SWC - 6th) Captains: Dave Hanner, Pat Summerall

DATE	OPPONENT	UA/OPP RK	TV	W	L	T	UA	OPP
Sept. 22	(6) at Oklahoma A&M			W			42	7
Sept. 29	ARIZONA STATE			W			30	13
Oct. 6	*TCU				L		7	17
Oct. 13	*at Baylor	NR/12			L		7	9
Oct. 20	*TEXAS	NR/4		W			16	14
Oct. 27	+SANTA CLARA	19/NR		L			12	21
Nov. 3	*TEXAS A&M (HC)	NR/18		W			33	21
Nov. 10	*at Rice	20/NR		L			0	6
Nov. 17	*at SMU			L			7	47
Nov. 24	+(1) TULSA			W			24	7
	*Southwest Conference game							
	+Little Rock, Ark.							

1952 • (2-8-0, 1-5-0 SWC - 7th) Captains: Dean Pryor, Buddy Sutton

DATE	OPPONENT	UA/OPP RK	TV	W	L	T	UA	OPP
Sept. 20	+(6) OKLAHOMA A&M			W			22	20
Sept. 27	HOUSTON				L		7	17
Oct. 4	*at TCU				L		7	13
Oct. 11	*BAYLOR			W			20	17
Oct. 18	*at Texas			L			7	44
Oct. 25	+OLE MISS			L			7	34
Nov. 1	*at Texas A&M			L			12	31
Nov. 8	*RICE			L			33	35
Nov. 15	*SMU (HC)			L			17	27
Nov. 22	(1) at Tulsa			L			34	44
	+Little Rock, Ark.							
	*Southwest Conference game							



BOWDEN WYATT
2 SEASONS — 1953-54, 11-10-0

After an inauspicious 3-7-0 mark in his initial campaign, Bowden Wyatt led the "25 Little Pigs" to Arkansas' second Southwest Conference title in 1954. That season also saw the Hogs earn their first win at Texas in 17 years, followed the next week by a 6-0 upset of Ole Miss on a 66-yard touchdown pass from Bob Benson to Preston Carpenter known to Razorback fans as the "Powder River Play." Wyatt left after the 1954 season to coach Tennessee, his alma mater.

1953 • (3-7-0, 2-4-0 SWC - 5th) Captains: Jim Speering, Ralph Trollett

DATE	OPPONENT	UA/OPP RK	TV	W	L	T	UA	OPP
Sept. 26	+(6) OKLAHOMA A&M				L		6	7
Oct. 3	*TCU			W			13	6
Oct. 10	*at Baylor	NR/9			L		7	14
Oct. 17	*TEXAS (HC)			L			7	16
Oct. 24	#vs. Ole Miss	ABC-N		L			0	28
Oct. 31	*+TEXAS A&M			W			41	14
Nov. 7	*at Rice			L			0	47
Nov. 14	*at SMU			L			7	13
Nov. 21	+LSU			L			8	9
Nov. 28	(1) TULSA			W			27	7
	+Little Rock, Ark.							
	*Southwest Conference game							
	#Memphis, Tenn.							

1954 • SWC CHAMPION (8-3-0, 5-1-0 SWC - 1st) 10th AP/8th UPI • Captains: Bobby Proctor, Jim Roth

DATE	OPPONENT	UA/OPP RK	TV	W	L	T	UA	OPP
Sept. 25	(1) TULSA			W			41	0
Oct. 2	*at TCU			W			20	13
Oct. 9	*BAYLOR			W			21	20
Oct. 16	*at Texas	12/NR		W			20	7
Oct. 23	+OLE MISS	7/5		W			6	0
Oct. 30	*at Texas A&M	4/NR		W			14	7
Nov. 6	*+RICE	4/15		W			28	15
Nov. 13	*SMU (HC)	4/19		L			14	21
Nov. 20	#vs. LSU	9/NR		L			6	7
Nov. 27	at Houston	13/NR		W			19	0
Jan. 1	>vs. Georgia Tech	10/NR	NBC-N	L			6	14
	*Southwest Conference game							
	+Little Rock, Ark.							
	#Shreveport, La.							
	>1955 Cotton Bowl (Dallas, Texas)							



JACK MITCHELL
3 SEASONS — 1955-57, 17-12-1

Jack Mitchell led Arkansas to three winning seasons and consecutive wins over Texas in 1955 and 1956 and consecutive wins over unbeaten Ole Miss teams in 1956 and 1957 before leaving UA for Kansas following the 1957 season.

1955 • (5-4-1, 3-2-1 SWC - 4th) Captains: Preston Carpenter, Henry Moore

DATE	OPPONENT	UA/OPP RK	TV	W	L	T	UA	OPP
Sept. 17	(1) TULSA			W			21	6
Sept. 24	+(6) OKLA. A&M	17/NR		W			21	0
Oct. 1	*TCU	NR/10		L			0	26
Oct. 8	*at Baylor			L			20	25
Oct. 15	*+TEXAS			W			27	20
Oct. 22	at Ole Miss			L			7	17
Oct. 29	*TEXAS A&M (HC)	NR/11		T			7	7
Nov. 5	*at Rice	NA-R		W			10	0
Nov. 12	*at SMU	NA-R		W			6	0
Nov. 19	+LSU			L			7	13
	+Little Rock, Ark.							
	*Southwest Conference game							

1956 • (6-4-0, 3-3-0 SWC - 4th) Captains: Neil Martin, Ted Souter

DATE	OPPONENT	UA/OPP RK	TV	W	L	T	UA	OPP
Sept. 22	HARDIN-SIMMONS			W			21	6
Sept. 29	+(6) OKLAHOMA A&M			W			19	7
Oct. 6	*at TCU	NA-N		L			6	41
Oct. 13	*BAYLOR			L			7	14
Oct. 20	*at Texas			W			32	14
Oct. 27	+OLE MISS			W			14	0
Nov. 3	*at Texas A&M	NA-R		L			0	27
Nov. 10	*RICE (HC)			W			27	12
Nov. 17	+SMU			W			27	13
Nov. 24	#vs. LSU			L			7	21
	+Little Rock, Ark.							
	*Southwest Conference game							
	#Shreveport, La.							

1957 • (6-4-0, 2-4-0 SWC - T5th) Captains: Jay Donathan, Gerald Nesbit, George Walker

DATE	OPPONENT	UA/OPP RK	TV	W	L	T	UA	OPP
Sept. 21	+(6) OKLAHOMA STATE			W			12	0
Sept. 28	(1) TULSA			W			41	14
Oct. 5	*+TCU	NR/18		W			20	7
Oct. 12	*at Baylor	11/NR		W			20	17
Oct. 19	*TEXAS	10/NR		L			0	17
Oct. 26	#vs. Ole Miss	NR/6		W			12	6
Nov. 2	*TEXAS A&M (HC)	11/1		L			6	7
Nov. 9	*at Rice	12/NR	NA-R	L			7	13
Nov. 16	*at SMU			L			22	27



FRANK BROYLES
19 SEASONS — 1958-76, 144-58-5

Frank Broyles' arrival at Arkansas prior to the 1958 season marked the beginning of a relationship between Broyles and the institution. He served as athletic director from 1973-2007. With 144 wins in 19 seasons, Broyles ranks as the winningest and longest-tenured head football coach in UA history. His 1964 team went 11-0-0 to earn the school's only national championship and No. 1 final ranking by the Football Writers Association of America. He led the Razorbacks to 10 bowl appearances, including nine New Year's Day Bowls.

1958 • (4-6-0, 2-4-0 SWC - T5th) Captains: Richard Bell, Billy Micheal

DATE	OPPONENT	UA/OPP RK	TV	W	L	T	UA	OPP
Sept. 20	*+BAYLOR			L			0	12
Sept. 27	(1) TULSA			L			14	27
Oct. 4	*at TCU			L			7	12
Oct. 11	*RICE			L			0	24
Oct. 18	*TEXAS	NR/7		L			6	24
Oct. 25	+OLE MISS	NR/6		L			12	14
Nov. 1	*at Texas A&M			W			21	8
Nov. 8	+HARDIN-SIMMONS			W			60	15
Nov. 15	*SMU (HC)	NR/15		W			13	6
Nov. 22	at Texas Tech			W			14	8
	*Southwest Conference game							
	+Little Rock, Ark.							

1959 • SWC CO-CHAMPION (9-2-0, 5-1-0 SWC - T1st) 9th AP/9th UPI • Captains: Billy Luplow, James Monroe, Barry Switzer

DATE	OPPONENT	UA/OPP RK	TV	W	L	T	UA	OPP
Sept. 19	(1) TULSA			W			28	0
Sept. 26	+(6) OKLAHOMA STATE			W			13	7
Oct. 3	*TCU			W			3	0
Oct. 10	*at Baylor	19/NR		W			23	7
Oct. 17	*+TEXAS	12/3		L			12	13
Oct. 24	#vs. Ole Miss	10/4		L			0	28
Oct. 31	*TEXAS A&M (HC)	17/NR	NA-R	W			12	7
Nov. 7	*at Rice	16/NR		W			14	10
Nov. 14	*at SMU	20/NR	NA-R	W			17	14
Nov. 21	*+TEXAS TECH	13/NR		W			27	8
Jan. 2	>vs. Georgia Tech	9/NR	NA-N	W			14	7
	+Little Rock, Ark.							
	*Southwest Conference game							
	#Memphis, Tenn.							
	>1960 Gator Bowl (Jacksonville, Fla.)							

1960 • SWC CHAMPION (8-3-0, 6-1-0 SWC - 1st) 7th AP/7th UPI • Captains: Steve Butler, Wayne Harris

DATE	OPPONENT	UA/OPP RK	TV	W	L	T	UA	OPP
Sept. 17	+(6) OKLA. STATE	19/NR		W			9	0
Sept. 24	(1) TULSA			W			48	7
Oct. 1	*at TCU	14/NR		W			7	0
Oct. 8	*BAYLOR	20/3		L			14	28
Oct. 15	*at Texas	NR/11	ABC-R	W			24	23
Oct. 22	+OLE MISS	14/2		L			7	10
Oct. 29	*at Texas A&M	12/NR		W			7	3
Nov. 5	*+RICE	16/10		W			3	0
Nov. 12	*SMU (HC)	9/NR		W			26	3
Nov. 19	*at Texas Tech	7/NR		W			34	6
Jan. 1	>vs. Duke	7/10	CBS-N	L			6	7
	+Little Rock, Ark.							
	*Southwest Conference game							
	>1961 Cotton Bowl (Dallas, Texas)							

1961 • SWC CO-CHAMPION (8-3-0, 6-1-0 SWC - T1st) 9th AP/8th UPI • Captains: John Childress, Harold Horton, George McKinney

DATE	OPPONENT	UA/OPP RK	TV	W	L	T	UA	OPP
Sept. 23	*at Ole Miss	12/9	ABC-N		L		0	16
Sept. 30	(1) TULSA			W			6	0
Oct. 7	*+TCU	NR/18		W			28	3
Oct. 14	*at Baylor	20/9		W			23	13
Oct. 21	*TEXAS	10/3			L		7	33
Oct. 28	+N'WESTERN (LA.) ST.			W			42	7
Nov. 4	*TEXAS A&M (HC)	22/NR		W			15	8
Nov. 11	*at Rice	18/NR		W			10	0
Nov. 18	*at SMU	14/NR		W			21	7
Nov. 25	*+TEXAS TECH	9/NR		W			28	0
Jan. 1	>vs. Alabama	9/1	NA-N		L		3	10
	#Jackson, Miss.							
	*Southwest Conference game							
	+Little Rock, Ark.							
	>1962 Sugar Bowl (New Orleans, La.)							

SEASON-BY-SEASON RESULTS

1962 • (9-2-0, 6-1-0 SWC - 2nd)

6th AP/6th UPI • Captains: Billy Moore, Ray Trail

DATE	OPPONENT	UA/OPP RK	TV	W	L	T	UA	OPP
Sept. 22	+(6) OKLA. STATE	15/NR					34	7
Sept. 29	(1) TULSA	11/NR		W			42	14
Oct. 6	*at TCU	15/NR		W			42	14
Oct. 13	*BAYLOR	8/NR		W			28	21
Oct. 20	*at Texas	7/1			L		3	7
Oct. 27	+HARDIN-SIMMONS	9/NR		W			49	7
Nov. 3	*at Texas A&M	8/NR		W			17	7
Nov. 10	*RICE (HC)	6/NR		W			28	14
Nov. 17	*SMU	7/NR		W			9	7
Nov. 24	*at Texas Tech	7/NR		W			34	0
Jan. 1	>vs. Ole Miss	6/3	NBC-N		L		13	17

*Southwest Conference game
>1963 Sugar Bowl (New Orleans, La.)

1963 • (5-5-0, 3-4-0 SWC - 4th)

Captains: Jim Grizzle, Mike Parker

DATE	OPPONENT	UA/OPP RK	TV	W	L	T	UA	OPP
Sept. 21	+(6) OKLA. STATE	8/NR		W			21	0
Sept. 28	*MISSOURI	8/NR			L		6	7
Oct. 5	*TCU	12/25		W			18	3
Oct. 12	*at Baylor	12/NR			L		10	14
Oct. 19	*+TEXAS	12/1			L		13	17
Oct. 26	(1) TULSA	11/NR		W			56	7
Nov. 2	*+TEXAS A&M	11/NR		W			21	7
Nov. 9	*at Rice		NA-R		L		0	7
Nov. 16	*at SMU				L		7	14
Nov. 23	*TEXAS TECH (HC)			W			27	20

*Southwest Conference game

1964 • NATIONAL CHAMPION • SWC CHAMPION

(11-0-0, 7-0-0 SWC - 1st)

1st FWAA/2nd AP/2nd UPI • Captains: seniors

DATE	OPPONENT	UA/OPP RK	TV	W	L	T	UA	OPP
Sept. 19	+(6) OKLA. STATE	11/NR		W			14	10
Sept. 26	(1) TULSA	11/NR	NA-R	W			31	22
Oct. 3	*at TCU	11/NR		W			29	6
Oct. 10	*+BAYLOR	9/NR		W			17	6
Oct. 17	*at Texas	8/1		W			14	13
Oct. 24	+(3) WICHITA ST.	4/NR		W			17	0
Oct. 31	*at Texas A&M	4/NR		W			17	0
Nov. 7	*RICE	4/NR		W			21	0
Nov. 14	*SMU (HC)	3/NR		W			44	0
Nov. 21	*at Texas Tech	3/NR		W			17	0
Jan. 1	>vs. Nebraska	2/6	CBS-N	W			10	7

*Southwest Conference game
>1965 Cotton Bowl (Dallas, Texas)

1965 • SWC CHAMPION

(10-1-0, 7-0-0 SWC - 1st)

3rd AP/2nd UPI • Captains: seniors

DATE	OPPONENT	UA/OPP RK	TV	W	L	T	UA	OPP
Sept. 18	+(6) OKLA. STATE	6/NR		W			28	14
Sept. 25	(1) TULSA	5/NR		W			20	12
Oct. 2	*+TCU	4/NR		W			28	0
Oct. 9	*at Baylor	3/NR		W			38	7
Oct. 16	*TEXAS	3/1	NBC-N	W			27	24
Oct. 23	+(11) N. TEXAS ST.	1/NR		W			55	20
Oct. 30	*+TEXAS A&M	2/NR		W			31	0
Nov. 6	*at Rice	2/NR		W			31	0
Nov. 13	*at SMU	2/NR		W			24	3
Nov. 20	*TEXAS TECH (HC)	2/9	NA-R	W			42	24
Jan. 1	>vs. LSU	2/15	CBS-N		L		7	14

*Southwest Conference game
>1966 Cotton Bowl (Dallas, Texas)

1966 • (8-2-0, 5-2-0 SWC - T2nd)

13th UPI • Captains: seniors

DATE	OPPONENT	UA/OPP RK	TV	W	L	T	UA	OPP
Sept. 17	+(6) OKLA. STATE	5/NR		W			14	10
Sept. 24	(1) TULSA	6/NR		W			27	8
Oct. 1	*at TCU	7/NR		W			21	0
Oct. 8	*BAYLOR	5/12			L		0	7
Oct. 15	*at Texas	12/NR	NBC-R	W			12	7
Oct. 22	+(3) WICHITA ST.	11/NR		W			41	0
Oct. 29	*at Texas A&M	9/21		W			34	0
Nov. 5	*+RICE	8/NR		W			31	20
Nov. 12	*SMU (HC)	6/15		W			22	0
Nov. 19	*at Texas Tech	6/NR			L		16	21

*Southwest Conference game

1967 • (4-5-1, 3-3-1 SWC - 5th)

Captains: Hartford Hamilton, Ernest Ruple, Larry Watkins

DATE	OPPONENT	UA/OPP RK	TV	W	L	T	UA	OPP
Sept. 23	+(6) OKLA. STATE	11/NR			L		6	7
Sept. 30	(1) TULSA				L		12	14
Oct. 7	*TCU			W			26	0
Oct. 14	*at Baylor				T		10	10
Oct. 21	*+TEXAS		ABC-N		L		12	21
Oct. 28	+KANSAS STATE			W			28	7
Nov. 4	*+TEXAS A&M (HC)				L		21	33
Nov. 11	*at Rice			W			23	9
Nov. 18	*at SMU			W			35	17
Nov. 25	*+TEXAS TECH		NA-R		L		27	31

*Southwest Conference game

1968 • SWC CO-CHAMPION

(10-1-0, 6-1-0 SWC - T1st)

6th AP/9th UPI • Captains: Gary Adams, Jim Barnes

DATE	OPPONENT	UA/OPP RK	TV	W	L	T	UA	OPP
Sept. 21	+(6) OKLA. STATE			W			32	15
Sept. 28	(1) TULSA			W			56	13
Oct. 5	*at TCU	20/NR		W			17	7
Oct. 12	*BAYLOR	14/NR		W			35	19
Oct. 19	*at Texas	9/17			L		29	39
Oct. 26	+N. TEXAS ST.	16/NR		W			17	15
Nov. 2	*at Texas A&M	17/NR		W			25	22
Nov. 9	*RICE (HC)	14/NR		W			46	21
Nov. 16	*+SMU	10/NR	NA-R	W			35	29
Nov. 23	*at Texas Tech	9/NR		W			42	7
Jan. 1	>vs. Georgia	9/4	NBC-N	W			16	2

*Southwest Conference game
>1969 Sugar Bowl (New Orleans, La.)

1969 • (9-2-0, 6-1-0 SWC - 2nd)

7th AP/3rd UPI • Captains: Rodney Brand, Bruce Maxwell, Cliff Powell, Terry Stewart

DATE	OPPONENT	UA/OPP RK	TV	W	L	T	UA	OPP
Sept. 20	+(6) OKLA. STATE	2/NR		W			39	0
Sept. 27	(1) TULSA	3/NR		W			55	0
Oct. 4	*+TCU	3/NR		W			24	6
Oct. 11	*at Baylor	3/NR		W			21	7
Oct. 25	+(3) WICHITA ST.	4/NR		W			52	14
Nov. 1	*+TEXAS A&M (HC)	4/NR	ABC-R	W			35	13
Nov. 8	*at Rice	4/NR		W			30	6
Nov. 15	*at SMU	4/NR		W			28	15
Nov. 27	*+TEXAS TECH	2/NR	NA-N	W			33	0
Dec. 6	*TEXAS	2/1	ABC-N		L		14	15
Jan. 1	>vs. Ole Miss	3/13	ABC-N		L		22	27

*Southwest Conference game
>1970 Sugar Bowl (New Orleans, La.)

1970 • (9-2-0, 6-1-0 SWC - 2nd)

11th AP/12th UPI • Captains: Bill Burnett, Bill Montgomery, Dick Bumpas, Mike Boschetti

DATE	OPPONENT	UA/OPP RK	TV	W	L	T	UA	OPP
Sept. 12	+STANFORD	4/10	NA-N		L		28	34
Sept. 19	+(6) OKLA. STATE	11/NR		W			23	7
Sept. 26	(1) TULSA	12/NR		W			26	7
Oct. 3	*at TCU	11/NR		W			49	14
Oct. 10	*+BAYLOR	10/NR		W			41	7
Oct. 24	+(3) WICHITA ST.	9/NR		W			62	0
Oct. 31	*at Texas A&M	8/NR		W			45	6
Nov. 7	*RICE	7/NR		W			38	14
Nov. 14	*SMU (HC)	7/NR		W			36	3
Nov. 21	*at Texas Tech	6/19		W			24	10
Dec. 5	*at Texas	4/1	NA-N		L		7	42

*Southwest Conference game

1971 • (8-3-1, 5-1-1 SWC - 2nd)

16th AP/20th UPI • Captains: David Hogue, Ronnie Jones, Mike Nelson, Kay Maybry, Bobby Nichols

DATE	OPPONENT	UA/OPP RK	TV	W	L	T	UA	OPP
Sept. 11	+CALIFORNIA	7/NR		W			51	20
Sept. 18	+(6) OKLA. STATE	6/NR		W			18	10
Sept. 25	(1) TULSA	7/NR			L		20	11
Oct. 2	*TCU	18/NR		W			49	25
Oct. 9	*at Baylor	17/NR		W			35	7
Oct. 16	*+TEXAS	16/NR	ABC-N	W			31	7
Oct. 23	N. TEXAS ST.	9/NR		W			60	21
Oct. 30	*+TEXAS A&M	8/NR			L		9	17
Nov. 6	*at Rice	16/NR			T		24	24
Nov. 13	*at SMU	18/NR	ABC-R	W			18	13
Nov. 20	*TEXAS TECH (HC)	17/NR		W			15	0
Dec. 20	>vs. Tennessee	18/9	ABC-N		L		13	14

*Southwest Conference game
>1971 Liberty Bowl (Memphis, Tenn.)

1972 • (6-5-0, 3-4-0 SWC - T4th)

Captains: Louis Campbell, Jim Hodge, Tom Reed, Don Wunderly

DATE	OPPONENT	UA/OPP RK	TV	W	L	T	UA	OPP
Sept. 9	+SOUTHERN CAL.	4/8			L		10	31
Sept. 23	+(6) OKLA. STATE			W			24	23
Sept. 30	(1) TULSA			W			21	20
Oct. 7	*at TCU			W			27	13
Oct. 14	*BAYLOR	20/NR		W			31	20
Oct. 21	*at Texas	17/14	ABC-N		L		15	35
Oct. 28	+N. TEXAS ST.	18/NR		W			42	16
Nov. 4	*at Texas A&M	20/NR			L		7	10
Nov. 11	*+RICE				L		20	23
Nov. 18	*SMU (HC)				L		7	22
Nov. 25	*at Texas Tech	NR/20		W			24	14

*Southwest Conference game

1973 • (5-5-1, 3-3-1 SWC - T4th)

Captains: Nick Avlos, Jack Ettinger, Steve Hedgepeth, Dickey Morton, Danny Rhodes

DATE	OPPONENT	UA/OPP RK	TV	W	L	T	UA	OPP
Sept. 15	at Southern Cal.	NR/1			L		0	17
Sept. 22	+(6) OKLA. STATE		NA-R		L		6	38
Sept. 29	IOWA STATE			W			21	19
Oct. 6	*+TCU			W			13	5
Oct. 13	*at Baylor			W			13	7
Oct. 20	*TEXAS				L		6	34
Oct. 27	+(1) TULSA			W			20	6
Nov. 3	*TEXAS A&M (HC)			W			14	10
Nov. 10	*at Rice				L		7	17
Nov. 17	*at SMU				T		7	7
Nov. 24	*+TEXAS TECH	NR/12			L		17	24

*Southwest Conference game



Arkansas defeated No. 4 Georgia in the 1969 Sugar Bowl.



1961 Razorback Coaching Staff (left to right) Steed White, Jim MacKenzie, Jack Davis, Doug Dickey, Head Coach Frank Broyles, Hayden Fry, Wilson Matthews, Dixie White and

SEASON-BY-SEASON RESULTS

1974 • (6-4-1, 3-3-1 SWC - T4th)

Captains: Billy Burns, Rollen Smith

DATE	OPPONENT	UA/OPP RK	TV	W	L	T	UA	OPP
Sept. 14	+SOUTHERN CAL.	NR/5		W			22	7
Sept. 21	+(6) OKLA. STATE	10/NR			L		7	26
Sept. 28	(1) TULSA			W			60	0
Oct. 5	*at TCU	20/NR		W			49	0
Oct. 12	*BAYLOR	14/NR			L		17	21
Oct. 19	*at Texas	NR/16	ABC-N		L		7	38
Oct. 26	+COLORADO STATE			W			43	9
Nov. 2	*at Texas A&M	NR/8			L		10	20
Nov. 9	*RICE (HC)			W			25	6
Nov. 16	*SMU					T	24	24
Nov. 23	*at Texas Tech			W			21	13
	+Little Rock, Ark.							
	*Southwest Conference game							

1975 • SWC CO-CHAMPION (10-2-0, 6-1-0 SWC - T1st)

7th AP/6th UPI • Captains: Scott Bull, Mike Campbell, Ike Forte, Hal McAfee

DATE	OPPONENT	UA/OPP RK	TV	W	L	T	UA	OPP
Sept. 13	+AIR FORCE			W			35	0
Sept. 20	(6) at Okla. State	16/NR			L		13	20
Sept. 27	(1) TULSA			W			31	15
Oct. 4	*TCU			W			19	8
Oct. 11	*at Baylor			W			41	3
Oct. 18	*TEXAS	20/8	ABC-R		L		18	24
Oct. 25	+UTAH STATE			W			31	0
Nov. 8	*at Rice			W			20	16
Nov. 15	*at SMU			W			35	7
Nov. 22	*TEXAS TECH (HC)	19/NR		W			31	14
Dec. 6	*+TEXAS A&M	18/2	ABC-N	W			31	6
Jan. 1	>vs. Georgia	18/19	CBS-N	W			31	10
	+Little Rock, Ark.							
	*Southwest Conference game							
	>1976 Cotton Bowl (Dallas, Texas)							

1976 • (5-5-1, 3-4-1 SWC - 6th)

Captains: seniors

DATE	OPPONENT	UA/OPP RK	TV	W	L	T	UA	OPP
Sept. 11	+UTAH STATE	13/NR		W			33	16
Sept. 18	+(6) OKLA. STATE	12/NR		W			16	10
Sept. 25	(1) TULSA	12/NR			L		3	9
Oct. 2	*TCU			W			46	14
Oct. 23	*at Houston	15/14		W			14	7
Oct. 30	*RICE (HC)	14/NR		W			41	16
Nov. 6	*at Baylor	12/NR				T	7	7
Nov. 13	*+TEXAS A&M	13/16	ABC-N		L		10	31
Nov. 20	#vs. SMU				L		31	35
Nov. 27	*+TEXAS TECH	NR/9			L		7	30
Dec. 4	*at Texas		ABC-N		L		12	29
	+Little Rock, Ark.							
	*Southwest Conference game							
	#Shreveport, La.							



LOU HOLTZ

7 SEASONS — 1977-83, 60-21-2

One of just three head coaches to lead Arkansas to six consecutive bowl appearances, Lou Holtz's first Razorback team in 1977 recorded one of Arkansas' two 11-win seasons and posted one of the biggest upsets in school history with a 31-6 win over No. 2 Oklahoma in the 1978 Orange Bowl.

1977 • (11-1-0, 7-1-0 SWC - 2nd)

3rd AP/3rd UPI • Captains: Leotis Harris, Steve Little, Howard Sampson

DATE	OPPONENT	UA/OPP RK	TV	W	L	T	UA	OPP
Sept. 10	+NEW MEXICO STATE			W			53	10
Sept. 17	+(6) OKLA. STATE	NR/15		W			28	6
Sept. 24	(1) TULSA	16/NR		W			37	3
Oct. 1	*at TCU	12/NR		W			42	6
Oct. 15	*TEXAS	9/2	ABC-N		L		9	13
Oct. 22	*+HOUSTON	9/NR		W			34	0
Oct. 29	*at Rice	8/NR		W			30	7
Nov. 5	*+BAYLOR	8/NR		W			35	9
Nov. 12	*at Texas A&M	8/11		W			26	20
Nov. 19	*SMU (HC)	8/NR		W			47	7
Nov. 24	*at Texas Tech	6/NR	NA-N	W			17	14
Jan. 2	>vs. Oklahoma	6/2	NBC-N	W			31	6
	+Little Rock, Ark.							
	*Southwest Conference game							
	>1978 Orange Bowl (Miami, Fla.)							

1978 • (9-2-1, 6-2-0 SWC - T2nd)

11th AP/10th UPI • Captains: Ron Calcagni, Ben Cowins, Larry Jackson, Jimmy Walker

DATE	OPPONENT	UA/OPP RK	TV	W	L	T	UA	OPP
Sept. 16	+VANDERBILT	2/NR		W			48	17
Sept. 23	(6) at Okla. State	2/NR		W			19	7
Sept. 30	(1) TULSA	2/NR		W			21	13
Oct. 7	*+TCU	4/NR	ABC-R	W			42	3
Oct. 21	*at Texas				L		21	28
Oct. 28	*at Houston	9/11			L		9	20
Nov. 4	*RICE (HC)	17/NR		W			37	7
Nov. 11	*at Baylor	16/NR		W			27	14
Nov. 18	*+TEXAS A&M	13/NR	ABC-R	W			26	7
Nov. 25	*at SMU	11/NR		W			27	14
Dec. 2	*TEXAS TECH	8/NR		W			49	7
Dec. 25	>vs. UCLA	8/15	NBC-N			T	10	10
	+Little Rock, Ark.							
	*Southwest Conference game							
	>1978 Fiesta Bowl (Tempe, Ariz.)							

1979 • SWC CO-CHAMPIONS

(10-2-0, 7-1-0 SWC - T1st)
8th AP/7th UPI • Captains: Jim Howard, Roland Sales

DATE	OPPONENT	UA/OPP RK	TV	W	L	T	UA	OPP
Sept. 15	+COLORADO STATE	17/NR		W			36	3
Sept. 22	+(6) OKLA. STATE	15/NR		W			27	7
Sept. 29	(1) TULSA	13/11		W			33	8
Oct. 6	*at TCU	13/NR		W			16	13
Oct. 13	*at Texas Tech	12/NR	ABC-R	W			20	6
Oct. 20	*+TEXAS	10/2		W			17	14
Oct. 27	*HOUSTON	4/6	ABC-N		L		10	13
Nov. 3	*at Rice	9/NR		W			34	7
Nov. 10	*BAYLOR (HC)	9/17		W			29	20
Nov. 17	*at Texas A&M	8/NR		W			22	10
Nov. 24	*+SMU	7/NR		W			31	7
Jan. 1	>vs. Alabama	6/2	ABC-N		L		9	24
	+Little Rock, Ark.							
	*Southwest Conference game							
	>1980 Sugar Bowl (New Orleans, La.)							

1980 • (7-5-0, 3-5-0 SWC - T6th)

Captains: Keith Houfek, George Stewart

DATE	OPPONENT	UA/OPP RK	TV	W	L	T	UA	OPP
Sept. 1	*at Texas	6/10	ABC-N		L		17	23
Sept. 20	+(6) OKLA. STATE	17/NR		W			33	20
Sept. 27	(1) TULSA	15/NR		W			13	10
Oct. 4	*TCU	14/NR		W			44	7
Oct. 11	(3) WICHITA STATE	15/NR		W			27	7
Oct. 25	*at Houston	15/NR			L		17	24
Nov. 1	*+RICE				L		16	17
Nov. 8	*at Baylor	NR/16	NA-R		L		15	42
Nov. 15	*+TEXAS A&M (HC)		ABC-R	W			27	24
Nov. 22	*at SMU				L		7	31
Nov. 29	*+TEXAS TECH			W			22	16
Dec. 27	>vs. Tulane		NA-N	W			34	15
	*Southwest Conference game							
	+Little Rock, Ark.							
	>1980 Hall of Fame Bowl (Birmingham, Ala.)							

1981 • (8-4-0, 5-3-0 SWC - 4th)

16th UPI • Captains: Darryl Mason, Teddy Morris

DATE	OPPONENT	UA/OPP RK	TV	W	L	T	UA	OPP
Sept. 12	(1) TULSA			W			14	10
Sept. 19	+NORTHWESTERN			W			38	7
Sept. 26	#at Ole Miss			W			27	13
Oct. 3	*at TCU	18/NR			L		24	28
Oct. 10	*at Texas Tech		ABC-R	W			26	14
Oct. 17	*TEXAS	NR/1		W			42	11
Oct. 24	*+HOUSTON	12/NR			L		17	20
Oct. 31	*at Rice	20/NR		W			41	7
Nov. 7	*+BAYLOR	19/NR	ESPN-N	W			41	39
Nov. 14	*at Texas A&M	16/NR	ABC-R	W			10	7
Nov. 21	*SMU (HC)	16/6			L		18	32
Dec. 28	>vs. N. Carolina	NR/10	ABC-N		L		27	31
	+Little Rock, Ark.							
	*Southwest Conference game							
	#Jackson, Miss.							
	>1981 Gator Bowl (Jacksonville, Fla.)							

1982 • (9-2-1, 5-2-1 SWC - 3rd)


9th AP/8th UPI/8th USA Today • Captains: Gary Anderson, Jessie Clark, Richard Richardson, Billy Ray Smith

DATE	OPPONENT	UA/OPP RK	TV	W	L	T	UA	OPP
Sept. 11	(1) TULSA	13/NR		W			38	0
Sept. 18	+NAVY	9/NR		W			29	17
Sept. 25	+OLE MISS	9/NR		W			14	12
Oct. 2	*+TCU	10/NR	TBS-N	W			35	0
Oct. 9	*TEXAS TECH	9/NR		W			21	3
Oct. 23	*at Houston	6/NR	CBS-R	W			38	3
Oct. 30	*RICE (HC)	5/NR		W			24	6
Nov. 6	*at Baylor	5/NR			L		17	24
Nov. 13	*+TEXAS A&M	10/NR		W			35	0
Nov. 20	*at SMU	9/2	ABC-R			T	17	17
Dec. 4	*at Texas	6/12	ABC-N		L		7	33
Dec. 31	>vs. Florida	14/NR	Mizlou-N	W			28	24
	+Little Rock, Ark.							
	*Southwest Conference game							
	>1982 Bluebonnet Bowl (Houston, Texas)							

1983 • (6-5-0, 4-4-0 SWC - 5th)

Captains: Ron Faurot, Mark Mistler, Milton Fields

DATE	OPPONENT	UA/OPP RK	TV	W	L	T	UA	OPP
Sept. 10	(1) TULSA			W			17	14
Sept. 17	+NEW MEXICO			W			17	0
Sept. 24	#at Ole Miss		NA-R		L		10	13
Oct. 1	*at TCU			W			38	21
Oct. 15	*+TEXAS	NR/2	CBS-R		L		3	31
Oct. 22	*HOUSTON			W			24	3
Oct. 29	*+RICE			W			35	0
Nov. 5	*BAYLOR (HC)				L		21	24
Nov. 12	*at Texas A&M				L		23	36
Nov. 19	*+SMU	NR/6	ABC-R		L		0	17
Nov. 26	*at Texas Tech			W			16	13
	+Little Rock, Ark.							
	#Jackson, Miss.							
	*Southwest Conference game							



KEN HATFIELD

6 SEASONS — 1984-89, 55-17-1

One of just two Arkansas graduates to serve as head football coach at his alma mater, Ken Hatfield posted a UA-best .760 winning percentage and averaged better than nine wins per season during his six-year tenure. Hatfield led the Razorbacks to a bowl game all six years.

1984 • (7-4-1, 5-3-0 SWC - T3rd)

Captains: Marcus Elliott, Mark Lee

DATE	OPPONENT	UA/OPP RK	TV	W	L	T	UA	OPP
Sept. 15	+OLE MISS					T	14	14
Sept. 22	(1) TULSA			W			18	9
Sept. 29	+NAVY		ESPN-N	W			33	10
Oct. 6	*TCU				L		31	32
Oct. 13	*+TEXAS TECH			W			24	0
Oct. 20	*at Texas	NR/3			L		18	24
Oct. 27	*at Houston			W			17	3

SEASON-BY-SEASON RESULTS

1986 • (9-3-0, 6-2-0 SWC - T2nd)**15th AP/16th UPI/17th USA Today • Captains: James Shibest, Derrick Thomas, Theo Young**

DATE	OPPONENT	UA/OPP RK	TV	W	L	T	UA	OPP
Sept. 13	*OLE MISS	18/NR		W			21	0
Sept. 20	(1) TULSA	12/NR		W			34	17
Sept. 27	*N. MEXICO STATE	9/NR		W			42	11
Oct. 4	*TCU	8/NR	Raycom-R	W			34	17
Oct. 11	*TEXAS TECH	8/NR			L		7	17
Oct. 18	*at Texas	14/NR	ESPN-N	W			21	14
Oct. 25	*at Houston	14/NR		W			30	13
Nov. 1	*RICE (HC)	13/NR		W			45	14
Nov. 8	*at Baylor	10/NR	Raycom-R		L		14	29
Nov. 15	*+TEXAS A&M	17/7	ABC-R	W			14	10
Nov. 22	*at SMU	11/NR		W			41	0
Jan. 1	>vs. Oklahoma	9/3	NBC-N		L		8	42

*Little Rock, Ark.

*Southwest Conference game

>1987 Orange Bowl (Miami, Fla.)

1987 • (9-4-0, 5-2-0 SWC - T2nd)**Captains: Chris Bequette, Tony Cherico, Greg Thomas, Rickey Williams**

DATE	OPPONENT	UA/OPP RK	TV	W	L	T	UA	OPP
Sept. 12	*at Ole Miss	13/NR		W			31	10
Sept. 19	(1) TULSA	12/NR	NA-R	W			30	15
Sept. 26	*MIAMI (FLA.)	10/5	ESPN-N		L		7	51
Oct. 3	*at TCU			W			20	10
Oct. 10	*at Texas Tech	20/NR		W			31	0
Oct. 17	*+TEXAS	15/NR	ESPN-N		L		14	16
Oct. 24	*HOUSTON			W			21	17
Oct. 31	*at Rice		NA-R	W			38	14
Nov. 7	*BAYLOR (HC)			W			10	7
Nov. 14	*at Texas A&M	20/19			L		0	14
Nov. 28	*NEW MEXICO			W			43	25
Dec. 5	at Hawaii		ESPN-N	W			38	20
Dec. 29	>vs. Georgia	NR/15	Raycom-N		L		17	20

#Jackson, Miss.

*Little Rock, Ark.

*Southwest Conference game

>1987 Liberty Bowl (Memphis, Tenn.)

1988 • SWC CHAMPION**(10-2-0, 7-0-0 SWC - 1st)****12th AP/13th UPI/14th USA Today • Captains: Steve Atwater, John Bland, Odis Lloyd, Kerry Owens**

DATE	OPPONENT	UA/OPP RK	TV	W	L	T	UA	OPP
Sept. 3	*PACIFIC (CALIF.)			W			63	14
Sept. 10	(1) TULSA			W			30	26
Sept. 17	*OLE MISS			W			21	13
Oct. 1	*TCU		Raycom-R	W			53	10
Oct. 8	*+TEXAS TECH	20/NR		W			31	10
Oct. 15	*at Texas	17/NR	HSE-R	W			27	24
Oct. 22	*at Houston	13/NR	Raycom-R	W			26	21
Oct. 29	*+RICE	11/NR		W			21	14
Nov. 5	*at Baylor	11/NR	HSE-R	W			33	3
Nov. 12	*TEXAS A&M (HC)	11/NR	HSE-R	W			25	20
Nov. 26	*at Miami (Fla.)	8/3	CBS-N		L		16	18
Jan. 2	>vs. UCLA	8/9	CBS-N		L		3	17

*Little Rock, Ark.

*Southwest Conference game

>1989 Cotton Bowl (Dallas, Texas)

1989 • SWC CHAMPION**(10-2-0, 7-1-0 SWC - 1st)****13th AP/13th UPI/13th USA Today • Captains: Anthony Cooney, Elbert Crawford, Tim Horton, Michael Shepherd**

DATE	OPPONENT	UA/OPP RK	TV	W	L	T	UA	OPP
Sept. 16	(1) TULSA	9/NR		W			26	7
Sept. 23	*at Ole Miss	8/NR		W			24	7
Sept. 30	*+TEXAS-EL PASO	8/NR		W			39	7
Oct. 7	*at TCU	7/NR		W			41	19
Oct. 14	*at Texas Tech	7/NR		W			45	13
Oct. 21	*TEXAS	7/NR	Raycom-R		L		20	24
Oct. 28	*+HOUSTON	18/12		W			45	39
Nov. 4	*at Rice	11/NR	Raycom-R	W			38	17
Nov. 11	*BAYLOR (HC)	10/NR	ESPN-N	W			19	10
Nov. 24	*at Texas A&M	9/14	CBS-N	W			23	22
Dec. 2	*+SMU	9/NR		W			38	24
Jan. 1	>vs. Tennessee	10/8	CBS-N		L		27	31

#Jackson, Miss.

*Little Rock, Ark.

*Southwest Conference game

>1990 Cotton Bowl (Dallas, Texas)

**JACK CROWE****2+ SEASONS — 1990-92, 9-15-0**

Arkansas' final head coach of the Southwest Conference era, Jack Crowe directed the Razorbacks to a 14-13 win in their last meeting with rival Texas as league foes and an Independence Bowl berth in 1991.

1990 • (3-8-0, 1-7-0 SWC - 8th)**Captains: Quinn Grovey, Chad Rolen**

DATE	OPPONENT	UA/OPP RK	TV	W	L	T	UA	OPP
Sept. 15	(1) TULSA	15/NR		W			28	3
Sept. 22	*OLE MISS	13/NR	Raycom-R		L		17	21
Sept. 29	*+COLORADO STATE	23/NR		W			31	20
Oct. 6	*+TCU	21/NR			L		26	54
Oct. 13	*TEXAS TECH (HC)				L		44	49
Oct. 20	*at Texas	NR/19	Raycom-R		L		17	49
Oct. 27	*at Houston	NR/6			L		28	62
Nov. 3	*+RICE				L		11	19
Nov. 10	*at Baylor		Raycom-R		L		3	34
Nov. 17	*TEXAS A&M				L		16	20
Nov. 24	*at SMU			W			42	29

*Little Rock, Ark.

*Southwest Conference game

1991 • (6-6-0, 5-3-0 SWC - T2nd)**Captains: Kirk Collins, Mark Henry**

DATE	OPPONENT	UA/OPP RK	TV	W	L	T	UA	OPP
Aug. 31	*MIAMI (FLA.)	NR/3	ABC-N		L		3	31
Sept. 7	*+SMU			W			17	6
Sept. 21	(13) SW LOUISIANA			W			9	7
Sept. 28	*at Ole Miss				L		17	24
Oct. 5	*at TCU			W			22	21
Oct. 12	*HOUSTON (HC)			W			29	17
Oct. 19	*+TEXAS	25/NR	Raycom-R	W			14	13
Nov. 2	*BAYLOR	24/21	ABC-N		L		5	9
Nov. 9	*at Texas Tech				L		21	38
Nov. 16	*at Texas A&M	NR/13	ESPN-N		L		3	13
Nov. 23	*+RICE			W			20	0
Dec. 29	>vs. Georgia	NR/24	ABC-N		L		15	24

*Little Rock, Ark.

#Jackson, Miss.

>1991 Independence Bowl (Shreveport, La.)

ARKANSAS JOINS
SOUTHEASTERN CONFERENCE**1992 • (3-7-1, 3-4-1 SEC/Western Division - 4th)****Captains: Darwin Ireland, E.D. Jackson, Owen Kelly**

DATE	OPPONENT	UA/OPP RK	TV	W	L	T	UA	OPP
Sept. 5	THE CITADEL				L		3	10


**JOE KINES****1 SEASON — 1992, 3-6-1**

Named interim head coach after the first game of the 1992 season, Joe Kines' 10-game tenure included Arkansas' first Southeastern Conference win and the Razorbacks' first win at Tennessee.

DATE	OPPONENT	UA/OPP RK	TV	W	L	T	UA	OPP
Sept. 12	*at South Carolina			W			45	7
Sept. 19	*+ALABAMA	NR/9			L		11	38
Sept. 26	(12) at Memphis State				L		6	22
Oct. 3	*GEORGIA (HC)	NR/16	JP-R		L		3	27
Oct. 10	*at Tennessee	NR/4	JP-R	W			25	24
Oct. 17	*+OLE MISS				L		3	17
Oct. 31	*at Auburn				T		24	24
Nov. 7	*+Miss. State	NR/19	JP-R		L		3	10
Nov. 21	+SMU				L		19	24
Nov. 27	*LSU		ESPN-N	W			30	6

*Southeastern Conference game

*Little Rock, Ark.

**DANNY FORD****5 SEASONS — 1993-97, 26-30-1**

The architect of Clemson's 1981 national championship, Danny Ford directed Arkansas to its first Southeastern Conference Western Division title and first SEC championship game appearance in 1995. His tenure included two on-the-field wins at Alabama, his alma mater, and another win over the Crimson Tide by NCAA sanction.

1993 • (6-4-1, 4-3-1 SEC/Western Division - 2nd)**Captains: Kirk Botkin, Tyrone Chatman**

DATE	OPPONENT	UA/OPP RK	TV	W	L	T	UA	OPP
Sept. 4	at SMU			W			10	6
Sept. 11	*S. CAROLINA	NR/19		W			18	17
Sept. 18	*+at Alabama	NR/2	JP-R	W			3	43
Sept. 25	+12) MEMPHIS STATE				L		0	6
Oct. 2	*at Georgia			W			20	10
Oct. 9	*+TENNESSEE	NR/11	JP-R		L		14	28
Oct. 16	*+at Ole Miss		JP-R		L		0	19
Oct. 30	*AUBURN (HC)				L		21	31
Nov. 6	*+Miss. State				T		13	13
Nov. 13	(1) TULSA			W			24	11
Nov. 27	*at LSU		ESPN-N	W			42	24

*Southeastern Conference game

@Arkansas victory by NCAA-imposed forfeit

*Little Rock, Ark.

#Jackson, Miss.


NOTE: SEC Western Division championship vacated by Alabama per NCAA sanction in 1993.

1994 • (4-7-0, 2-6-0 SEC/Western Division - T4th)**Captains: Jason Allen, Willie Johnson**

DATE	OPPONENT	UA/OPP RK	TV	W	L	T	UA	OPP
Sept. 3	+SMU			W			34	14
Sept. 10	*at South Carolina				L		0	14
Sept. 17	*+ALABAMA	NR/12	ABC-R		L		6	13
Sept. 25	(12) at Memphis				L		15	16
Oct. 1	*+VANDERBILT			W			42	6
Oct. 8	*at Tennessee				L		21	38
Oct. 15	*OLE MISS (HC)			W			31	7
Oct. 29	*at Auburn	NR/4	JP-R		L		14	31
Nov. 5	*+Miss. State	NR/24	JP-R		L		7	17
Nov. 12	NORTHERN ILLINOIS			W			30	27
Nov. 26	*+LSU				L		12	30

*Little Rock, Ark.

*Southeastern Conference game



Ken Hatfield was the nation's top punt returner and went 81 yards against Texas.



Jack Crowe was the last Razorback SWC coach before Arkansas transitioned to the SEC.

SEASON-BY-SEASON RESULTS

1995 • SEC WESTERN DIVISION CHAMPION (8-5-0, 6-2-0 SEC/Western Division - 1st) Captains: Steve Conley, Barry Lunney Jr.


DATE	OPPONENT	UA/OPP RK	TV	W	L	T	UA	OPP
Sept. 2	at SMU						14	17
Sept. 9	*SOUTH CAROLINA			W			51	21
Sept. 16	*at Alabama	NR/13	JP-R	W			20	19
Sept. 23	+(12) MEMPHIS			W			27	20
Sept. 30	*at Vanderbilt	23/NR		W			35	7
Oct. 7	*TENNESSEE (HC)	18/10			L		31	49
Oct. 14	*at Ole Miss			W			13	6
Oct. 28	*AUBURN	NR/11	ESPN-N	W			30	28
Nov. 4	*+(8) MISS. ST.	18/NR	JP-R	W			26	21
Nov. 11	(13) SW LOUISIANA	15/NR		W			24	13
Nov. 18	*at LSU	14/NR	ABC-R		L		0	28
Dec. 2	<vs. Florida	23/2	ABC-N		L		3	34
Dec. 30	>vs. North Carolina	24/NR	TBS-N		L		10	20
*Southeastern Conference								
+Little Rock, Ark.								
#Memphis, Tenn.								
<1995 SEC Championship Game (Atlanta, Ga.)								
>1995 CarQuest Bowl (Miami, Fla.)								

1996 • (4-7-0, 2-6-0 SEC/Western Division - 5th) Captains: Scott Rivers, Mark Smith

DATE	OPPONENT	UA/OPP RK	TV	W	L	T	UA	OPP
Sept. 7	SMU						10	23
Sept. 21	*+ALABAMA	NR/13	JP-R		L		7	17
Sept. 28	(14) NE LOUISIANA			W			38	21
Oct. 5	*FLORIDA	NR/1	JP-R		L		7	42
Oct. 12	+LOUISIANA TECH			W			38	21
Oct. 19	*at South Carolina				L		17	23
Nov. 2	*at Auburn		ESPN2-N		L		7	28
Nov. 9	*OLE MISS (HC)			W			13	7
Nov. 16	*at Tennessee	NR/12	JP-R		L		14	55
Nov. 23	*(8) at Miss. State				W (OT)		16	13
Nov. 29	*+LSU	NR/19	CBS-N		L		7	17
*Southeastern Conference game								
+Little Rock, Ark.								

1997 • (4-7-0, 2-6-0 SEC/Western Division - T5th) Captains: Ken Anderson, Anthony Eubanks

DATE	OPPONENT	UA/OPP RK	TV	W	L	T	UA	OPP
Sept. 6	(14) NE LOUISIANA			W			28	16
Sept. 13	#vs. SMU				L		9	31
Sept. 20	*at Alabama	NR/11	JP-R	W			17	16
Sept. 27	+LOUISIANA TECH			W			17	13
Oct. 4	*at Florida	NR/1	ESPN2-N		L		7	56
Oct. 18	*+SOUTH CAROLINA				L		13	29
Oct. 25	*AUBURN (HC)	NR/11	ESPN2-N		L		21	36
Nov. 6	*at Ole Miss		ESPN-N		L		9	19
Nov. 15	*+TENNESSEE	NR/5	ESPN2-N		L		22	30
Nov. 22	*(8) MISS. STATE	NR/14		W			17	7
Nov. 28	*at LSU	NR/17	CBS-N		L		21	31
#Shreveport, La.								
*Southeastern Conference game								
+Little Rock, Ark.								



Danny Ford



HOUSTON NUTT 10 SEASONS — 1998-2007, 75-48-0

Houston Nutt was the third Arkansas head coach to take the Razorbacks to a bowl game in each of his first six seasons. He led the Hogs to three SEC Western Division crowns, eight bowl games, two bowl victories, three final national rankings and four nine-win seasons. Nutt's 8-0 start in 1998 marked the best debut ever for a UA head coach and helped UA reach its first New Year's Day game since 1990. In 2001 and 2006, Nutt was voted SEC Coach of the Year by the Associated Press and league coaches.

1998 • SEC WESTERN DIVISION CO-CHAMPION (9-3-0, 6-2-0 SEC/Western Division - T1st)

16th AP/17th USA Today • Captains: Brandon Burrisworth, Grant Garrett, Ryan Hale, Madre Hill

DATE	OPPONENT	UA/OPP RK	TV	W	L	T	UA	OPP
Sept. 5	(13) LA.-LAFAYETTE			W			38	17
Sept. 19	+SMU			W			44	17
Sept. 26	*ALABAMA	NR/22	ESPN2-N	W			42	6
Oct. 3	*+KENTUCKY	22/NR	ESPN2-N	W			27	20
Oct. 10	(12) at Memphis	20/NR	FX-N	W			23	9
Oct. 17	*at South Carolina	17/NR		W			41	28
Oct. 31	*at Auburn	14/NR		W			24	21
Nov. 7	*OLE MISS (HC)	11/NR	JP-R	W			34	0
Nov. 14	*at Tennessee	10/1	CBS-R		L		24	28
Nov. 21	*(8) at Miss. State	9/NR	JP-R		L		21	22
Nov. 27	*+LSU	13/NR	CBS-N	W			41	14
Jan. 1	>vs. Michigan	11/15	ABC-N		L		31	45
+Little Rock, Ark.								
*Southeastern Conference game								
>1999 Florida Citrus Bowl (Orlando, Fla.)								

1999 • (8-4-0, 4-4-0 SEC/Western Division - T3rd) 17th AP/19th USA Today • Captains: David Barrett, Keny Ken- nedy, Anthony Lucas, Clint Stoerner

DATE	OPPONENT	UA/OPP RK	TV	W	L	T	UA	OPP
Sept. 4	at SMU	18/NR		W			26	0
Sept. 18	+(14) LA.-MONROE	15/NR		W			44	6
Sept. 25	*at Alabama	14/NR	CBS-N		L		28	35
Oct. 2	*at Kentucky	20/NR			L		20	31
Oct. 9	MIDDLE TENN.			W			58	6
Oct. 16	*+SOUTH CAROLINA			W			48	14
Oct. 30	*AUBURN (HC)		JP-R	W			34	10
Nov. 6	*at Ole Miss	NR/23	ESPN2-N		L		16	38
Nov. 13	*TENNESSEE	NR/3	JP-R	W			28	24
Nov. 20	*+(8) MISS. STATE	22/12	ESPN2-N	W			14	9
Nov. 26	*at LSU	17/NR	CBS-N		L		10	35
Jan. 1	>vs. Texas	24/14	Fox-N	W			27	6
+Little Rock, Ark.								
*Southeastern Conference game								
>2000 Cotton Bowl (Dallas, Texas)								

2000 • (6-6-0, 3-5-0 SEC/Western Division - T5th) Captains: Quinton Caver, Randy Garner, Michael Snowden, Rod Stinson

DATE	OPPONENT	UA/OPP RK	TV	W	L	T	UA	OPP
Sept. 2	+(5) SW MISSOURI ST.			W			38	0
Sept. 16	+BOISE STATE			W			38	31
Sept. 23	*ALABAMA		ESPN2-N	W			28	21
Sept. 30	*GEORGIA	NR/25	JP-R		L		7	38
Oct. 7	(14) LA.-MONROE (HC)			W			52	6
Oct. 14	*at South Carolina	NR/24	JP-R		L		7	27
Oct. 28	*at Auburn	NR/25			L		19	21
Nov. 4	*OLE MISS				L		24	38
Nov. 11	*at Tennessee		JP-R		L		20	63
Nov. 18	*(8) at Miss. State	NR/13			W (OT)		17	10
Nov. 24	*+LSU	NR/24	CBS-N	W			14	3
Dec. 21	>vs. UNLV		ESPN2-N		L		14	31
+Little Rock, Ark.								
*Southeastern Conference game								
>Las Vegas Bowl IX (Las Vegas, Nev.)								

2001 • (7-5, 4-4 SEC/Western Division - T3rd) Captains: Curt Davis, Carlos Hall, Kenny Sandlin, La'Zerius White

DATE	OPPONENT	UA/OPP RK	TV	W	L	T	UA	OPP
Aug. 30	*UNLV		ESPN-N	W			14	10
Sept. 8	*TENNESSEE	NR/8	ESPN2-N		L		3	13
Sept. 22	*at Alabama		CBS-N		L		10	31
Sept. 29	*at Georgia		ESPN2-N		L		23	34
Oct. 6	WEBER ST.			W			42	19
Oct. 13	*+S. CAROLINA	NR/9	CBS-N	W			10	7
Oct. 27	*AUBURN	NR/17	JP-R	W			42	17
Nov. 3	*at Ole Miss		ESPN2-N		W (7 OT)		56	
Nov. 10	CENTRAL FLORIDA (HC)			W			27	20
Nov. 17	*(8) MISSISSIPPI ST.				W		24	21
Nov. 23	*at LSU	24/NR	CBS-N		L		38	41
Jan. 1	>vs. Oklahoma	NR/10	Fox-N		L		3	10
+Little Rock, Ark.								
*Southeastern Conference game								
>2002 Cotton Bowl (Dallas, Texas)								

2002 • SEC WESTERN DIVISION CO-CHAMPION (9-5, 5-3 SEC/Western Division - T1st)

Captains: Richie Butler, Chuck Nalley, Sparky Hamilton, Raymond House, Fred Talley, Gavin Walls

DATE	OPPONENT	UA/OPP RK	TV	W	L	T	UA	OPP
Sept. 7	BOISE STATE			W			41	14
Sept. 14	+SOUTH FLORIDA			W			42	3
Sept. 28	*ALABAMA		ESPN-N		L		12	30
Oct. 5	*at Tennessee	NR/10	ESPN-N		L (6 OT)		38	41
Oct. 12	*at Auburn	NR/24	JP-R	W			38	17
Oct. 19	*KENTUCKY				L		17	29
Oct. 26	*OLE MISS (HC)			W			48	28
Nov. 2	+(16) TROY STATE			W			23	0
Nov. 9	*at South Carolina		JP-R	W			23	0
Nov. 16	LA.-LAFAYETTE			W			24	17
Nov. 23	*(8) at Mississippi State			W			26	19
Nov. 29	*+LSU	NR/18	CBS-N	W			21	20
Dec. 7	<vs. Georgia	22/4	CBS-N		L		3	30
Dec. 30	>vs. Minnesota		ESPN-N		L		14	29
+Little Rock, Ark.								
*Southeastern Conference game								
<2002 SEC Championship Game (Atlanta, Ga.)								
>2002 Gaylord Hotels Music City Bowl (Nashville, Tenn.)								

2003 • (9-4, 4-4 SEC/Western Division - 4th) Captains: Jimmy Beasley, Tony Bua, Bo Lacy, Caleb Miller, Justin Scott, George Wilson

DATE	OPPONENT	UA/OPP RK	TV	W	L	T	UA	OPP
Sept. 6	(1) TULSA			W			45	13
Sept. 13	at Texas	NR/5	ABC-R	W			38	28
Sept. 20	+NORTH TEXAS	14/NR		W			31	7
Sept. 27	*at Alabama	9/NR	CBS-N	W		(2 OT)	34	31
Oct. 11	*AUBURN (HC)	7/NR	JP-R		L		3	10
Oct. 18	*FLORIDA	11/NR	CBS-N		L		28	33
Oct. 25	*at Ole Miss	21/NR	ESPN2-N		L		7	19
Nov. 1	*at Kentucky		ESPN2-N		W (7 OT)		71	63
Nov. 6	*+SOUTH CAROLINA		ESPN-N	W			28	6
Nov. 15	NEW MEXICO ST.			W			48	20
Nov. 22	*(8) MISSISSIPPI ST.			W			52	6
Nov. 28	*at LSU	NR/3	CBS-N		L		24	55
Dec. 31	>vs. Missouri		ESPN-N	W			27	14
+Little Rock, Ark.								
*Southeastern Conference game								
>2003 Mainstay Independence Bowl (Shreveport, La.)								

2004 • (5-6, 3-5 SEC/Western Division - T3rd) Captains: DeCori Birmingham, Arrion Dixon, Steven Harris, Jeb Huckleba, Matt Jones, Marcus Whitmore

DATE	OPPONENT	UA/OPP RK	TV	W	L	T	UA	OPP
Sept. 4	NEW MEXICO ST.			W			63	13

SEASON-BY-SEASON RESULTS

2005 • (4-7, 2-6 SEC/Western Division - 4th)**Captains: Pierre Brown, Kyle Dickerson, Brandon Kennedy, Kyle Roper, Vickiel Vaughn**

DATE	OPPONENT	UA/OPP RK	TV	W	L	T	UA	OPP
Sept. 3	MISSOURI ST.			W			49	17
Sept. 10	*YANDEBILT				L		24	28
Sept. 17	at Southern Calif.	NR/1	FSN-N		L		13	24*
Sept. 24	*at Alabama		JP-R		L		44	15
Oct. 8	+(14) LA.-MONROE			W			17	34
Oct. 15	*AUBURN	NR/21			L		20	23
Oct. 22	*at Georgia	NR/4	JP-R		L		10	14
Nov. 5	*SOUTH CAROLINA (HC)		JP-R		L		28	17
Nov. 12	*at Ole Miss			W			44	10
Nov. 19	*+(8) MISSISSIPPI ST.			W			17	19
Nov. 25	*at LSU	NR/3	CBS-N		L			

+Little Rock, Ark.

*Southeastern Conference game

*USC and Alabama later vacated wins due to NCAA Committee on Infractions penalty

2006 • (10-4, 7-1 SEC/Western Division - 1st)**15th AP/16th USA Today • Captains: Keith Jackson, Sam Olajubu, Desmond Sims, Zac Tubbs, Tony Ugoh, Darius Vinnett**

DATE	OPPONENT	UA/OPP RK	TV	W	L	T	UA	OPP
Sept. 2	SOUTHERN CALIF.	NR/6	ESPN		L		14	50
Sept. 9	UTAH ST.			W			20	0
Sept. 16	*at Vanderbilt		LFS	W			21	19
Sept. 23	*ALABAMA	NR/22	CBS	W (2 OT)			24	23
Oct. 7	*at Auburn	NR/2	CBS	W			27	10
Oct. 14	SE MO. ST. (HC)	17/NR		W			63	7
Oct. 21	*OLE MISS	15/NR	LFS	W			38	3
Oct. 28	+(14) LA.-MONROE	13/NR	ESPN	W			44	10
Nov. 4	*at South Carolina	12/NR	ESPN	W			26	20
Nov. 11	*TENNESSEE	11/13	ESPN2	W			31	14
Nov. 18	*+(8) at Mississippi St.			W			28	14
Nov. 24	*+LSU	5/9	CBS		L		26	31
Dec. 2	<vs. Florida	8/4	CBS		L		28	38
Jan. 1	>vs. Wisconsin	12/6	ABC		L		14	17

+Little Rock, Ark.

*Southeastern Conference game

<2006 SEC Championship Game (Atlanta, Ga.)

>2007 Capital One Bowl (Orlando, Fla.)

2007 • (8-5, 4-4 SEC/Western Division - T3rd)**Captains: Weston Dacus, Marcus Harrison, Robert Johnson, Marcus Monk, Mattered Richardson, Kevin Woods**

DATE	OPPONENT	UA/OPP RK	TV	W	L	T	UA	OPP
Sept. 1	(16) TROY	21/NR		W			46	26
Sept. 15	*at Alabama	16/NR	ESPN		L		38	41
Sept. 22	*KENTUCKY	NR/21	ESPN2		L		29	42
Sept. 29	NORTH TEXAS			W			66	7
Oct. 6	*CHATTANOOGA			W			34	15
Oct. 13	*AUBURN	NR/22	ESPN		L		7	9
Oct. 20	*at Ole Miss			W			44	8
Oct. 27	FLA. INTERNATIONAL (HC)			W			58	10
Nov. 3	*SOUTH CAROLINA	NR/23	ESPN2	W			48	36
Nov. 10	*at Tennessee	NR/22	LFS		L		13	34
Nov. 17	*+(8) MISSISSIPPI ST.			W			45	31
Nov. 23	*at LSU	NR/1	CBS	W (3 OT)			48	
Jan. 1	&+Missouri	25/7	FOX		L		7	38

+Little Rock, Ark.

*Southeastern Conference game

>2008 Cotton Bowl (Dallas, Texas)

&Reggie Herring served as interim head coach

Alabama later vacated win due to NCAA Committee on Infractions penalty

**BOBBY PETRINO**
4 SEASONS — 2008-11, 37-14

Bobby Petrino was introduced as the head coach of the Razorbacks on Dec. 11, 2007. In just his third season, he led Arkansas to the first BCS game in school history against Ohio State in the Allstate Sugar Bowl. In his final season, he took the Razorbacks to a school-record-tying 11 wins and the first top-five AP finish since 1977.

2008 • (5-7, 2-6 SEC/Western Division - T4th)**Captains: Casey Dick, Jonathan Luigs, Jamar Love, Malcolm Sheppard**

DATE	OPPONENT	UA/OPP RK	TV	W	L	T	UA	OPP
Aug. 30	WESTERN ILLINOIS			W			28	24
Sept. 6	+(14) LA.-MONROE		RSP	W			28	27
Sept. 20	*ALABAMA	NR/9	Raycom		L		14	49
Sept. 27	at Texas	NR/7	ABC		L		10	52
Oct. 4	*FLORIDA	NR/12	Raycom		L		7	38
Oct. 11	*at Auburn	NR/20	RSP	W			25	22
Oct. 18	*at Kentucky		ESPN		L		20	21
Oct. 25	*OLE MISS		RSP		L		21	23

Nov. 1	(1) TULSA (HC)	NR/19	RSP	W			30	23
Nov. 8	*at South Carolina		ESPN		L		21	34
Nov. 22	*+(8) at Mississippi State				L		28	31
Nov. 28	*+LSU		CBS	W			31	30

+Little Rock, Ark.

*Southeastern Conference game

2009 • (8-5, 3-5 SEC/Western Division - T4th)**Captains: Adrian Davis, Wendel Davis, DeMarcus Love, Ryan Mallett, Malcolm Sheppard, Michael Smith**

DATE	OPPONENT	UA/OPP RK	TV	W	L	T	UA	OPP
Sept. 5	*MISSOURI STATE		RSP	W			48	10
Sept. 19	*GEORGIA	NR/23	ESPN		L		41	52
Sept. 26	*at Alabama	NR/3	CBS		L		7	35
Oct. 3	*Texas A&M		ESPN2	W			47	19
Oct. 10	*AUBURN	NR/17	ESPN	W			44	23
Oct. 17	*at Florida	NR/1	CBS		L		20	23
Oct. 24	*at Ole Miss		SEC		L		17	30
Oct. 31	E. MICHIGAN (HC)		ESPN	W			63	27
Nov. 7	*SOUTH CAROLINA		SEC	W			33	16
Nov. 14	(16) TROY		CSS	W			56	20
Nov. 21	*+(8) MISSISSIPPI STATE		SEC	W			42	21
Nov. 28	*at LSU		ESPN		L (OT)		30	33
Jan. 2	> vs. East Carolina		ESPN	W (OT)			20	17

+Little Rock, Ark.

*Arlington, Texas

>2010 Liberty Bowl (Memphis, Tenn.)

*Southeastern Conference game

2010 • (10-3, 6-2 SEC/Western Division - T2nd)**12th AP/12th USA Today • Captains: Jake Bequette, Ramon Broadway, Jerry Franklin, DeMarcus Love, Ryan Mallett, D.J. Williams**

DATE	OPPONENT	UA/OPP RANK	TV	W	L	T	UA	OPP
Sept. 4	TENNESSEE TECH	17/NR	RSP	W			44	3
Sept. 11	+(14) ULM	14/NR	FSN	W			31	7
Sept. 18	*at Georgia	12/NR	ESPN	W			31	24
Sept. 25	*ALABAMA	10/1	CBS		L		20	24
Oct. 9	*Texas A&M	11/NR	ABC	W			24	17
Oct. 16	*at Auburn	12/7	CBS		L		43	65
Oct. 23	*OLE MISS	21/NR	SEC	W			38	24
Oct. 30	*VANDERBILT (HC)	19/NR	FSN	W			49	14
Nov. 6	*at South Carolina	17/18	ESPN	W			41	20
Nov. 13	UTEP	14/NR	ESPN	W			58	21
Nov. 20	*+(8) at Mississippi State	13/22	ESPN	W (2OT)			38	31
Nov. 27	*+LSU	12/6	CBS	W			31	23
Jan. 4	> vs. Ohio State	8/6	ESPN		L		26	31*

+Little Rock, Ark.

*Arlington, Texas

>2011 Sugar Bowl (New Orleans, La.)

*Southeastern Conference game

*Ohio State later vacated win due to NCAA investigation

2011 • (11-2, 6-2 SEC/Western Division - 3rd)**5th AP/5th USA Today • Captains: Jake Bequette, Knile Davis, Jerry Franklin, Jerico Nelson, Tyler Wilson, Jarius Wright**

DATE	OPPONENT	UA/OPP RANK	TV	W	L	T	UA	OPP
Sept. 3	MISSOURI ST.	15/NR	RSP	W			51	7
Sept. 10	+NEW MEXICO	14/NR	ESPN	W			52	3
Sept. 17	(16) TROY	14/NR	CSS	W			38	28
Sept. 24	*at Alabama	14/3	CBS		L		14	38
Oct. 1	Texas A&M*	18/14	ESPN	W			42	38
Oct. 8	*AUBURN	10/15	ESPN	W			38	14
Oct. 22	*at Ole Miss	10/NR	SEC	W			29	24
Oct. 29	*at Vanderbilt	8/NR	SEC	W			31	28
Nov. 5	*SOUTH CAROLINA (HC)	8/10	ESPN	W			44	28
Nov. 12	*TENNESSEE	8/NR	ESPN2	W			49	7
Nov. 19	*+(8) MISSISSIPPI ST.	6/NR	CBS	W			44	17
Nov. 25	*at LSU	3/1	CBS		L		17	41
Jan. 7	>vs. Kansas St.	7/11	FOX	W			29	16

+Little Rock, Ark.

*Arlington, Texas

>2012 Cotton Bowl (Arlington, Texas)

*Southeastern Conference game

**JOHN L. SMITH**
1 SEASON — 2012, 4-8-0

On April 23, 2012, John L. Smith returned to Arkansas as the Razorbacks' head coach for the 2012 season. Smith, who was an assistant at Arkansas from 2009-11, was named a head coach for the sixth time in his career after stops at Idaho, Utah State, Louisville, Michigan State and Weber State.

2012 • (4-8, 2-6 SEC/Western Division - 6th)**Captains: Alfred Davis, Knile Davis, Alonzo Highsmith, Travis Swanson, Tyler Wilson, Tenarius Wright**

DATE	OPPONENT	UA/OPP RK	TV	W	L	T	UA	OPP
Sept. 1	JACKSONVILLE ST.	10/NR	PPV	W			49	24
Sept. 8	+(14) ULM	8/NR	ESPN		L (OT)		31	34
Sept. 15	*ALABAMA	NR/1	CBS		L		0	52
Sept. 22	RUTGERS		ESPN		L		26	35
Sept. 29	*at Texas A&M		SEC		L		10	58
Oct. 6	*at Auburn		ESPN2	W			24	7
Oct. 13	*KENTUCKY		FSN	W			49	7
Oct. 27	*OLE MISS		SEC		L		27	30
Nov. 3	TULSA		SEC	W			19	15
Nov. 10	*at South Carolina	NR/12	CBS		L		20	38
Nov. 17	*at Mississippi State		SEC		L		14	45
Nov. 23	*LSU	NR/8	CBS		L		13	20

+Little Rock, Ark.

*Southeastern Conference game

**BRET BIELEMA**
1 SEASON — 2013, 3-9-0

On Dec. 4, 2012 the University of Arkansas captivated the world of college football by naming Bret Bielema the 32nd head coach in Razorback history. Bielema, who had spent seven years at Wisconsin, represented the three qualities Arkansas was looking for: a leader of young men who holds student-athletes academically responsible and a coach who has a proven record of winning championships.

2013 • (3-9, 0-8 SEC/Western Division - 6th)**Captains: Kiero Small, Travis Swanson, Chris Smith, Robert Thomas**

DATE	OPPONENT	UA/OPP RK	TV	W	L	T	UA	OPP
Aug. 31	LOUISIANA		FSN	W			34	14
Sept. 7	SAMFORD		PPV	W			31	21
Sept. 14	SOUTHERN MISS		SEC	W			24	3
Sept. 21	at Rutgers		ESPN		L		24	28
Sept. 28	*TEXAS A&M	NR/10	ESPN2		L		33	45
Oct. 5	*at Florida	NR/18	ESPN2		L		10	30
Oct. 12	*South Carolina	NR/14	SEC		L		7	52
Oct. 19	*at Alabama	NR/1	ESPN		L		0	52
Nov. 2	*Auburn	NR/8	ESPN2		L		17	35
Nov. 9	*at Ole Miss		SEC		L		24	34
Nov. 23	*Mississippi State		SEC		L OT		17	24
Nov. 29	*at LSU	NR/15	CBS		L		27	31

ALL-TIME RESULTS



RECORD BY SCHOOL

Alabama	8-14
Arizona State	1-0
Auburn	9-8
Baylor	4-4
Duke	0-1
Florida	1-8
East Carolina	1-0
Eastern Michigan	1-0
Georgia	3-9
Georgia Tech	1-1
Hawaii	1-0
Houston	3-1
Kansas State	1-0
Kentucky	3-2
LSU	8-13
Memphis	1-0
Miami, Fla.	0-3
Michigan	0-1
Minnesota	0-1
Mississippi (Ole Miss)	6-12
Mississippi State	5-4
Missouri	1-1
Missouri State	2-0
Navy	1-0
Nebraska	1-0

UA TV APPEARANCES

New Mexico	1-0
North Carolina	0-2
Ohio State	0-1
Oklahoma	1-2
Oklahoma State	0-1
Rice	3-2
Rutgers	0-1
SMU	4-2-1
South Carolina	8-5
Southern California	0-2
Stanford	0-1
Tennessee	4-10
Tennessee Tech	1-0
Texas	11-18
Texas A&M	12-5
TCU	6-1
Texas Tech	4-1
Troy	2-0
Tulane	1-0
Tulsa	3-0
UCLA	0-1-1
UNLV	1-1
UTEP	1-0
Vanderbilt	3-0
Wisconsin	0-1

Total **128-133-2 (.489)**

RECORD BY NETWORK

ABC	15-28-1
CBS	16-31
CSS	2-0
ESPN	20-17
ESPN2	11-11
ESPNU	4-3
Fox	2-2
FSN	3-1
FX	1-0
HSE	3-0
JP	12-18
KATZ	0-1
LFS	2-1
LSN	1-0
Mizlou	1-0
NBC	4-3-1
Raycom	8-8
RSP	5-1
SEC Network	6-4
TBS	1-1
Not Available	14-11

Total **128-133-2 (.489)**

Television Legend
NA - Not Available
R - Regional
N - National

SCHOOL NAME CHANGES

- (1) Henry Kendall College became University of Tulsa in 1921.
- (2) Missouri School of Mines became Missouri-Rolla in 1964.
- (3) Fairmount College became University of Wichita in 1926 and Wichita State University in 1964.
- (4) Haskell Indian Junior College became Haskell Indian Nations University in 1993.
- (5) Fourth District (Mo.) Normal School became Southwest Missouri State Teachers College in 1919, Southwest Missouri State College in 1945 and Southwest Missouri State University in 1972. In 2005, it became Missouri State.
- (6) Oklahoma A&M College became Oklahoma State University in 1957.
- (7) Oklahoma School of Mines and Metallurgy became Eastern Oklahoma State College in 1927 and Eastern Oklahoma State Agricultural and Mechanical College in 1941 and Eastern Oklahoma State College in 1972.
- (8) Mississippi A&M College became Mississippi State University in 1932.
- (9) Arkansas State Normal School became Arkansas State Teachers College in 1925, State College of Arkansas in 1967 and University of Central Arkansas in 1975.
- (10) Northeastern State College became Northeastern State University in 1985.
- (11) North Texas State College became North Texas State University in 1949 and University of North Texas in 1988.
- (12) Memphis State University became University of Memphis in 1994.
- (13) University of Southwestern Louisiana became University of Louisiana-Lafayette in 1999.
- (14) Northeast Louisiana University became University of Louisiana-Monroe in 1999 and is referred to as ULM beginning in 2010.
- (15) Southwestern College in Memphis became Rhodes College.
- (16) Troy State became Troy in 2005.
- (17) Arkansas A&M became University of Arkansas at Monticello in 1971.

SEASON OPENERS: 119 (93-22-4, .798)

HOMECOMING: 91 (55-32-4, .626)



RAZORBACKS IN OVERTIME

Arkansas has established itself as an authority on overtime games.

In 2001, the Razorbacks won the longest game ever played, the 58–56, seven-overtime thriller at Ole Miss. In 2003, UA matched that effort with another seven-overtime thriller, the 71–63 win at Kentucky. Earlier that season, Arkansas claimed a double-overtime victory at Alabama. In 2007, the Razorbacks won a 50–48, triple-overtime thriller at No. 1 LSU. At the 2010 Liberty Bowl, Arkansas topped East Carolina, 20–17, in one overtime period. The Razorbacks won 38–31 in double overtime at No. 22 Mississippi State in 2010.

Arkansas had played extra-period games before those mentioned, but the Ole Miss and Kentucky games, and the six-overtime loss at Tennessee in 2002, rank at the top of the charts for the most overtimes played in NCAA history.


Key Points Regarding Overtime Games

- The team winning the coin toss has the option of taking the ball first or playing defense first. The team losing the coin toss selects the end of the field for both possessions.
- The team losing the coin toss has the option of going on offense or defense first for the second overtime while the other team chooses the end of the field.
- Each team gets the ball at the opponent 25-yard line.
- Beginning with the third overtime period, teams must attempt a two-point conversion following a touchdown.

ARKANSAS IN OVERTIME (9–4)

1996	at Miss. State	W	16–13	OT
2000	at Miss. State	W	17–10	OT
2001	at Ole Miss	W	58–56	7 OT
2002	at Tennessee	L	41–38	6 OT
2003	at Alabama	W	34–31	2 OT
2003	at Kentucky	W	71–63	7 OT
2006	Alabama	W	24–23	2 OT
2007	at LSU	W	50–48	3 OT
2009	at LSU	L	33–30	OT
2009	vs. East Carolina	W	20–17	OT
2010	at Miss. State	W	38–31	2 OT
2012	ULM	L	31–34	OT
2013	Miss. State	L	17–24	OT

Knile Davis scored the game-winning touchdown on a seven-yard reception in UA's 38–31 double-overtime win at Mississippi State in 2010.



ARKANSAS 71, KENTUCKY 63 (7 OT)

Nov. 1, 2003 • Lexington, Ky.

Game Notes

- Matches the record for the longest game in NCAA history (UA–Ole Miss in 2001)
- DeCoti Birmingham had a career-best rushing performance, and the 11th-best in school history, with 196 yards and two TDs on 40 carries.
- UA set an NCAA team record for the most points in overtime with 47.

	1Q	2Q	3Q	4Q	1OT	2OT	3OT	4OT	5OT	6OT	7OT	TOTAL
ARKANSAS	7	14	0	3	7	7	3	8	6	8	8	71
KENTUCKY	7	0	7	10	7	7	3	8	6	8	0	63

SCORING SUMMARY

1st – UA DeCoti Birmingham 10 run (Chris Balseiro kick); UK Andrew Hopewell 6 blocked punt return (Taylor Begley kick)
 2nd – UA Richard Smith 26 pass from Matt Jones (Balseiro kick); UA Tom Crowder recovered blocked punt in end zone (Balseiro kick)
 3rd – UK Alexis Bwenge 51 pass from Jared Lorenzen (Begley kick)
 4th – UK Begley 34 field goal; UA Balseiro 37 field goal; UK Chris Benard 13 pass from Lorenzen (Begley kick)
 1st OT – UA Mark Pierce 1 run (Balseiro kick); UK Bwenge 2 run (Begley kick)
 2nd OT – Bwenge 7 run (Begley kick); UA Jason Peters 7 pass from Matt Jones (Balseiro kick)
 3rd OT – UA Balseiro 25 field goal; UK Begley 24 field goal
 4th OT – Lorenzen 1 run (Derek Abney pass from Lorenzen); UA Jones 3 run (Pierce pass from Jones)
 5th OT – George Wilson 15 pass from Jones (pass failed); UK Lorenzen 2 run (pass failed)
 6th OT – Lorenzen 1 run (Tommy Cook pass from Lorenzen); UA Pierce 2 run (Wilson pass from Jones)
 7th OT – UA Birmingham 25 run (Peters pass from Jones)

	ARKANSAS	KENTUCKY
First Downs	29	29
Rushing	15	13
Passing	14	12
Penalty	0	4
Rushing Attempts–Net Yards	71–334	52–180
Net Yards Passing	271	326
Passing	28–17–0	51–28–1
Total Plays–Total Offense	99–605	103–506
Punts	6–34.3	7–40.0
Fumbles	5–2	2–1
Penalties	12–87	8–60
Possession Time	32:53	27:07
Third–Down Conversions	13–22	10–22
Fourth–Down Conversions	1–1	2–3
Sacks By: Number–Yards	2–13	2–17

INDIVIDUAL STATISTICS

RUSHING: UA – DeCoti Birmingham 40–196; Matt Jones 15–112; Cedric Cobbs 9–46; Carlos Ousley 1–9; Mark Pierce 2–3; Steven Harris 1–(–15); Ryan Sorahan 3–(–17). UK – Alexis Bwenge 22–89; Jared Lorenzen 15–39; Draak Davis 5–35; Shane Boyd 4–17; Derek Abney 1–2; Ronald Johnson 1–1; Team 1–0; Keenan Burton 3–(–3).
 PASSING: UA – Matt Jones 25–16–0, 260; Ryan Sorahan 3–1–0, 11. UK Jared Lorenzen 49–28–1, 326; Shane Boyd 2–0–0.
 RECEIVING: UA – George Wilson 9–172; Richard Smith 5–69; Carlos Ousley 1–12; Jared Hicks 1–11; Jason Peters 1–7. UK Derek Abney 10–91; Chris Bernard 4–82; Tommy Cook 4–39; Draak Davis 4–13; Jeremi Drobney 2–25; Alexis Bwenge 1–51; Glenn Holt 1–17; Keenan Burton 1–7; Shane Boyd 1–1.

ARKANSAS 58, OLE MISS 56 (7 OT)

Nov. 3, 2001 • Oxford, Miss.

Game Notes

- The seven overtimes is an NCAA record.
- The 114 combined points scored is an SEC record.
- UA All-American linebacker Jermaine Petty made his 20th tackle on his 103rd play of the game when he stopped Ole Miss tight end Doug Zeigler two yards short of the end zone on a two-point conversion attempt that would have forced an eighth extra period.
- Quarterback Matt Jones accounted for 116 of UA's 157 yards of total offense in the extra periods with 61 yards rushing and 55 passing. He did not start, but played all of the fourth quarter and all seven overtime periods.

	1Q	2Q	3Q	4Q	1OT	2OT	3OT	4OT	5OT	6OT	7OT	TOTAL
ARKANSAS	0	7	3	7	7	0	6	6	6	8	8	58
OLE MISS	7	0	3	7	7	0	6	6	6	8	6	56

SCORING SUMMARY

1st – UM Joe Gunn 1 run (Nichols kick);
 2nd – UA Cedric Cobbs 2 run (O'Donohoe kick)
 3rd – UA Brennan O'Donohoe 45 field goal; UM Jonathon Nichols 32 field goal
 4th – UA Mark Pierce 2 run (O'Donohoe kick); UM Jason Armstead 3 pass from Eli Manning (Nichols kick)
 1st OT – UA Cobbs 16 run (O'Donohoe kick); UM Armstead 11 pass from Manning (Nichols kick)
 3rd OT – UA Matt Jones 25 run (rush failed); UM Gunn 1 run (pass failed)
 4th OT – UM Bill Flowers 21 pass from Manning (pass failed); UA George Wilson 24 pass from Jones (rush failed)
 5th OT – UA Jones 8 run (pass failed); UM Doug Zeigler 12 pass from Manning (pass failed)
 6th OT – UM Zeigler 15 pass from Manning (Charles Stackhouse run); UA Pierce 2 run (Peters pass from Jones)
 7th OT – UA Pierce 2 run (Birmingham pass from Jones); UM Armstead 3 pass from Manning (pass failed)

	ARKANSAS	OLE MISS
First Downs	32	28
Rushing	22	10
Passing	10	17
Penalty	0	1
Rushing Attempts–Net Yards	80–370	50–145
Net Yards Passing	161	312
Passing	26–12–1	42–27–0
Total Plays–Total Offense	106–531	92–457
Punts	5–37.6	5–36.2
Fumbles	1–1	1–1
Penalties	4–40	4–16
Possession Time	33:34	26:26
Third–Down Conversions	16–26	7–17
Fourth–Down Conversions	3–3	2–2
Sacks By: Number–Yards	1–3	0–0

INDIVIDUAL STATISTICS

RUSHING: UA – Fred Talley 23–113; Matt Jones 18–110; Cedric Cobbs 22–100; Mark Pierce 11–39; Zak Clark 2–5; DeCoti Birmingham 4–3. UM – Joe Gunn 31–102; Robert Williams 5–34; Charles Stackhouse 8–27; Toward Sanford 1–0; Eli Manning 4–(–9).
 PASSING: UA – Zak Clark 9–20–1, 100; Matt Jones 3–6–0, 61. UM – Eli Manning 27–42–0, 312.
 RECEIVING: UA – George Wilson 8–105; Mark Pierce 2–19; Nathan Ball 1–23; Marcellus Poydras 1–0. UM – Bill Flowers 7–97; Doug Zeigler 5–102; Jason Armstead 5–27; Charles Stackhouse 4–40; Chris Collins 3–15; Omar Rayford 2–19; Robert Williams 1–2.

ARKANSAS' NCAA RECORDS SET IN OVERTIME

- Longest games in NCAA history: seven overtimes (Arkansas at Kentucky, 2003; Arkansas at Ole Miss, 2001; and North Texas at Florida International, 2006)
- Fourth-longest game in NCAA history: six overtimes (Arkansas at Tennessee, 2002)
- Most points scored in overtime: 47 at Kentucky, 2003
- Most points scored in overtime (both teams): 86, UA at Kentucky, 2003
- Most plays in an overtime game (both teams): 202, UA at Kentucky, 2003
- Second-most points scored in an overtime game (both teams): 134, UA at Kentucky, 2003




ARKANSAS BOWL HISTORY



1934 Dixie Classic
Jan. 1, 1934
Dallas, Texas
Centenary, T 7-7



1947 Cotton Bowl
Jan. 1, 1947
Dallas, Texas
LSU, T 0-0



1948 Dixie Bowl
Jan. 1, 1948
Birmingham, Ala
William & Mary, W 21-19



1955 Cotton Bowl
Jan. 1, 1955
Dallas, Texas
Georgia Tech, L 14-6



1960 Gator Bowl
Jan. 2, 1960
Jacksonville, Fla.
Georgia Tech, W 14-7




1961 Cotton Bowl
Jan. 1, 1961
Dallas, Texas
Duke, L 7-6




1962 Sugar Bowl
Jan. 1, 1962
New Orleans, La.
Alabama, L 10-3



1963 Sugar Bowl
Jan. 1, 1963
New Orleans, La.
Ole Miss, L 17-13



1965 Cotton Bowl
Jan. 1, 1965
Dallas, Texas
Nebraska, W 10-7



1966 Cotton Bowl
Jan. 1, 1966
Dallas, Texas
LSU, L 14-7



1969 Sugar Bowl
Jan. 1, 1969
New Orleans, La.
Georgia, W 16-2



1970 Sugar Bowl
Jan. 1, 1970
New Orleans, La.
Ole Miss, L 27-22




1971 Liberty Bowl
Dec. 20, 1971
Memphis, Tenn.
Tennessee, L 14-13



1976 Cotton Bowl
Jan. 1, 1976
Dallas, Texas
Georgia, W 31-10



1978 Orange Bowl
Jan. 2, 1978
Miami, Fla.
Oklahoma, W 31-6



1978 Fiesta Bowl
Dec. 25, 1978
Tempe, Ariz.
UCLA, T 10-10



1980 Sugar Bowl
Jan. 1, 1980
New Orleans, La.
Alabama, L 24-9



1980 Hall of Fame Bowl
Dec. 27, 1980
Birmingham, Ala.
Tulane, W 34-15



1981 Gator Bowl
Dec. 28, 1981
Jacksonville, Fla.
North Carolina, L 31-27



1982 Bluebonnet Bowl
Dec. 31, 1982
Houston, Texas
Florida, W 28-24




1984 Liberty Bowl
Dec. 27, 1984
Memphis, Tenn.
Auburn, L 21-15



1985 Holiday Bowl
Dec. 22, 1985
San Diego, Calif.
Arizona State, W 18-17




1987 Orange Bowl
Jan. 1, 1987
Miami, Fla.
Oklahoma, L 42-8



1987 Liberty Bowl
Dec. 29, 1987
Memphis, Tenn.
Georgia, L 20-17



1989 Cotton Bowl
Jan. 2, 1989
Dallas, Texas
UCLA, L 17-3



1990 Cotton Bowl
Jan. 1, 1990
Dallas, Texas
Tennessee, L 31-27



1991 Independence Bowl
Dec. 29, 1991
Shreveport, La.
Georgia, L 24-15




1995 Carquest Bowl
Dec. 30, 1995
Miami, Fla.
North Carolina, L 20-10



1999 Florida Citrus Bowl
Jan. 1, 1999
Orlando, Fla.
Michigan, L 45-31



2000 Cotton Bowl
Jan. 1, 2000
Dallas, Texas
Texas, W 27-6



2000 Las Vegas Bowl
Dec. 21, 2000
Las Vegas, Nev.
UNLV, L 31-14




2002 Cotton Bowl
Jan. 1, 2002
Dallas, Texas
Oklahoma, L 10-3



2002 Music City Bowl
Dec. 30, 2002
Nashville, Tenn.
Minnesota, L 29-14



2003 Independence Bowl
Dec. 31, 2003
Shreveport, La.
Missouri, W 27-14



2007 Capital One Bowl
Jan. 1, 2007
Orlando, Fla.
Wisconsin, L 17-14



2008 Cotton Bowl
Jan. 1, 2008
Dallas, Texas
Missouri, L 38-7



2010 Liberty Bowl
Jan. 2, 2010
Memphis, Tenn.
East Carolina, W 20-17 (OT)



2011 Sugar Bowl
Jan. 4, 2011
New Orleans, La.
Ohio State, L 31-26^



2012 Cotton Bowl
Jan. 7, 2012
Arlington, Texas
Kansas State, W 29-16

OVERALL BOWL RECORD: 13-23-3

^Ohio State later vacated win due to NCAA investigation

ARKANSAS BOWL RECORDS

INDIVIDUAL

Most Carries	29
Marius Johnson vs. North Carolina, 1995 Carquest Bowl.	
Most Yards Gained Rushing	205
Roland Sales vs. Oklahoma, 1978 Orange Bowl.	
Longest Run From Scrimmage	76
Felix Jones vs. Wisconsin, 2007 Capital One Bowl.	
Most Passes Attempted	47
Ryan Mallett vs. Ohio State, 2011 Sugar Bowl.	
Most Passes Completed	24
Ryan Mallett vs. Ohio State 2011 Sugar Bowl.	
Most Yards Gained Passing	338
Bill Montgomery vs. Ole Miss, 1970 Sugar Bowl.	
Most Touchdown Passes	2
Tyler Wilson vs. Kansas State, 2012 Cotton Bowl;	
Ryan Mallett vs. Ohio State, 2011 Sugar Bowl;	
Robby Hampton vs. UNLV, 2000 Las Vegas Bowl;	
Clint Stoerner vs. Michigan, 1999 Citrus Bowl;	
Brad Taylor vs. North Carolina, 1981 Gator Bowl;	
Bill Montgomery vs. Ole Miss, 1970 Sugar Bowl.	
Most Consecutive Passes Completed	9
Bill Montgomery vs. Georgia, 1969 Sugar Bowl.	
Longest Pass Completion	68
Bill Gray to Jerry Lamb vs. Ole Miss, 1963 Sugar Bowl.	
Most Pass Receptions	12
Chuck Dicus vs. Georgia, 1969 Sugar Bowl.	
Most Yards Gained Receiving	171
Chuck Dicus vs. Ole Miss, 1970 Sugar Bowl;	
Derek Holloway vs. North Carolina, 1981 Gator Bowl.	
Most Touchdown Receptions	1
27 players (last: Jarius Wright, Cobi Hamilton, 2012 Cotton Bowl)	
Most Punting Yards	572
Tom Murphy vs. Centenary, 1934 Dixie Classic.	
Most Punts	13
Tom Murphy vs. Centenary, 1934 Dixie Classic.	
Best Punting Average	49.2
Allen Meacham (6 punts, 295 yards) vs. UCLA, 1989 Cotton Bowl.	
Longest Punt	71
Allen Meacham vs. UCLA, 1989 Cotton Bowl.	
Most Interceptions	3
Louis Campbell vs. Tennessee, 1971 Liberty Bowl.	
Most Interception Return Yards	70
Mel McGaha vs. William & Mary, 1948 Dixie Bowl.	
Longest Interception Return	70
Mel McGaha vs. William & Mary, 1948 Dixie Bowl.	
Most Yards Tandem Offense	257
Roland Sales (26 plays, 205 yds. rushing, 52 yards receiving) vs. Oklahoma, 1978 Orange Bowl.	

Most Yards Gained Total Offense	360
Bill Montgomery (46 plays, 22 yds. rushing, 338 yards passing) vs. Ole Miss, 1970 Sugar Bowl.	
Most Punt Returns	5
Reggie Fish vs. Wisconsin, 2007 Capital One Bowl (15 yards).	
Most Punt Return Yards	80
Gary Anderson vs. Tulane, 1980 Hall of Fame Bowl.	
Longest Punt Return	80
Gary Anderson vs. Tulane, 1980 Hall of Fame Bowl.	
Most Kickoff Returns	4
Felix Jones vs. Missouri, 2008 Cotton Bowl;	
Dedrick Poole vs. Minnesota, 2002 Music City Bowl;	
Steven Harris vs. UNLV, 2000 Las Vegas Bowl;	
James Rouse vs. Georgia, 1987 Liberty Bowl;	
Marshall Foreman vs. Oklahoma, 1987 Orange Bowl;	
Lance Alworth vs. Alabama, 1962 Sugar Bowl.	
Most Kickoff Return Yards	92
Marshall Foreman vs. Oklahoma, 1987 Orange Bowl.	
Longest Kickoff Return	46
Felix Jones vs. Missouri, 2008 Cotton Bowl.	
Most Points Scored	14
E. D. Jackson (2 TDs, 2 Pt. Conv.) vs. Georgia, 1991 Independence Bowl; Barry Foster (2 TDs, 2 Pt. Conv.) vs. Tennessee, 1990 Cotton Bowl.	
Most Touchdowns Scored	2
Felix Jones vs. Wisconsin 2007 Capital One Bowl;	
Cedric Cobbs vs. Texas, 2000 Cotton Bowl;	
Chrys Chukwuma vs. Michigan, 1999 Citrus Bowl;	
E.D. Jackson vs. Georgia, 1991 Independence Bowl;	
Barry Foster vs. Tennessee, 1990 Cotton Bowl;	
Greg Thomas vs. Georgia, 1987 Liberty Bowl;	
Gary Anderson vs. Florida, 1982 Bluebonnet Bowl;	
Gary Anderson vs. Tulane, 1980 Hall of Fame Bowl;	
Roland Sales vs. Oklahoma, 1978 Orange Bowl;	
Ike Forte vs. Georgia, 1976 Cotton Bowl.	
Most Field Goals	4
Chris Balseiro vs. Missouri 2003 Independence Bowl.	
Most Field Goal Attempts	5
Bob White vs. Georgia, 1969 Sugar Bowl.	
Most Points After Touchdown	4
Todd Latourette vs. Michigan, 1999 Citrus Bowl;	
Martin Smith vs. Florida, 1982 Bluebonnet Bowl;	
Ish Ordonez vs. Tulane, 1980 Hall of Fame Bowl;	
Steve Little vs. Oklahoma, 1978 Orange Bowl;	
Steve Little vs. Georgia, 1976 Cotton Bowl;	
Most Points After Touchdown Att.	4
Todd Latourette vs. Michigan, 1999 Citrus Bowl;	
Martin Smith vs. Florida, 1982 Bluebonnet Bowl;	
Ish Ordonez vs. Tulane, 1980 Hall of Fame Bowl;	
Steve Little vs. Oklahoma, 1978 Orange Bowl;	
Steve Little vs. Georgia, 1976 Cotton Bowl.	
Longest Scoring Run	76
Felix Jones vs. Wisconsin 2007 Capital One Bowl.	
Longest Scoring Pass	66
Brad Taylor to Derek Holloway vs. North Carolina, 1981 Gator Bowl.	
Longest Field Goal	49
Kendall Trainor vs. UCLA, 1989 Cotton Bowl.	
Longest Scoring Interception Return	70
Mel McGaha vs. William & Mary, 1948 Dixie Bowl.	
Longest Scoring Punt Return	80 ,
Gary Anderson vs. Tulane, 1980 Hall of Fame Bowl.	
TEAM	
Most First Downs	31
vs. Tennessee, 1990 Cotton Bowl.	
Most First Downs Rushing	22
vs. Florida, 1982 Bluebonnet Bowl.	
Most First Downs Passing	14
vs. Ohio State, 2011 Sugar Bowl	
Most First Downs Penalty	5
vs. Georgia, 1991 Independence Bowl.	
Most Yards Rushing	383
vs. Tulane, 1980 Hall of Fame Bowl.	
Most Carries	72
vs. Tennessee, 1990 Cotton Bowl.	
Most Yards Passing	338
vs. Ole Miss, 1970 Sugar Bowl.	
Most Attempts Passing	47
vs. Ohio State, 2011 Sugar Bowl	
Most Completions	24
vs. Ohio State, 2011 Sugar Bowl	
Most Passes Had Intercepted	5
vs. Oklahoma, 1987 Orange Bowl; vs. Georgia, 1991 Independence Bowl.	
Most Touchdown Passes	2
vs. Kansas State, 2012 Cotton Bowl vs. Ohio State, 2011 Sugar Bowl vs. Minnesota, 2002 Music City Bowl. vs. UNLV, 2000 Las Vegas Bowl; vs. Michigan, 1999 Citrus Bowl; vs. North Carolina, 1981 Gator Bowl; vs. Ole Miss, 1970 Sugar Bowl;	
Most Yards Total Offense	568
vs. Tennessee, 1990 Cotton Bowl.	
Most Plays Total Offense	94
vs. Tennessee, 1990 Cotton Bowl.	
Most Penalties	12
vs. Wisconsin, 2007 Capital One Bowl (123 yards).	
Most Yards Penalized	123
vs. Wisconsin, 2007 Capital One Bowl (12 penalties).	
Fewest Penalties	1
vs. Tulane, 1980 Hall of Fame Bowl. vs. Alabama, 1980 Sugar Bowl; vs. LSU, 1947 Cotton Bowl;	
Fewest Yards Penalized	5
vs. LSU, 1947 Cotton Bowl.	
Most Fumbles	6
vs. Georgia, 1976 Cotton Bowl.	

Most Fumbles Lost	4
vs. Missouri, 2008 Cotton Bowl.	
Fewest Fumbles	0
vs. Missouri, 2003 Independence Bowl; vs. UNLV, 2000 Las Vegas Bowl; vs. Texas, 2000 Cotton Bowl; vs. Michigan, 1999 Citrus Bowl; vs. Auburn, 1984 Liberty Bowl; vs. Tulane, 1980 Hall of Fame Bowl; vs. Georgia Tech, 1955 Cotton Bowl.	
Fewest Fumbles Lost	0
vs. Ohio State, 2011 Sugar Bowl vs. Wisconsin, 2007 Capital One Bowl; vs. Missouri, 2003 Independence Bowl; vs. UNLV, 2000 Las Vegas Bowl; vs. Texas, 2000 Cotton Bowl; vs. Michigan, 1999 Citrus Bowl; vs. Auburn, 1984 Liberty Bowl; vs. Tulane, 1980 Hall of Fame Bowl; vs. Ole Miss, 1963 Sugar Bowl; vs. Georgia Tech, 1955 Cotton Bowl.	
Most Interceptions	3
vs. Tennessee, 1971 Liberty Bowl; vs. Georgia, 1969 Sugar Bowl.	
Most Interception Return Yards	70
vs. William & Mary, 1948 Dixie Bowl.	
Most Punt Returns	6
vs. Texas, 2000 Cotton Bowl.	
Most Punt Return Yards	80
vs. Tulane, 1980 Hall of Fame Bowl.	
Most Kickoff Returns	7
vs. Missouri, 2008 Cotton Bowl; vs. Minnesota, 2002 Music City Bowl.	
Most Kickoff Return Yards	168
vs. Missouri, 2008 Cotton Bowl.	
Most Points Scored	34
vs. Tulane, 1980 Hall of Fame Bowl.	
Fewest Points Scored	0
vs. LSU, 1947 Cotton Bowl.	
Most Points Allowed	45
vs. Michigan, 1999 Citrus Bowl.	
Fewest Points Allowed	0
vs. LSU, 1947 Cotton Bowl.	



Ryan Mallett broke the UA bowl record for pass attempts and pass completions and tied the school's record for most passing touchdowns in a bowl game at the 2011 Allstate Sugar Bowl against Ohio State.



ARKANSAS BOWL RECORDS



Jarius Wright became the first Razorback in school history to score a receiving touchdown in three bowl games. He caught a 41-yard touchdown pass in the 2010 Liberty Bowl, a 22 yarder in the 2011 Sugar Bowl and caught a score from 45 yards out in the 2012 Cotton Bowl.

INDIVIDUAL (OPPONENT)

Most Carries	33
Dominique Lindsay, East Carolina, 2010 Liberty Bowl.	
Most Yards Gained Rushing	281
Tony Temple, Missouri, 2008 Cotton Bowl.	
Most Passes Attempted	37
Nickie Hall, Tulane, 1980 Hall of Fame Bowl.	
Most Passes Completed	24
Nate Hybl, Oklahoma, 2002 Cotton Bowl.	
Most Yards Gained Passing	273
Archie Manning, Ole Miss, 1970 Sugar Bowl.	
Most Touchdown Passes	3
Jason Thomas, UNLV, 2000 Las Vegas Bowl; Bob Hewko, Florida, 1982 Bluebonnet Bowl.	
Most Pass Receptions	9
Quentin Griffin, Oklahoma, 2002 Cotton Bowl.	
Most Yards Gained Receiving	129
Tai Streets, Michigan, 1999 Citrus Bowl.	
Most Touchdown Receptions	3
Dwayne Dixon, Florida, 1982 Bluebonnet Bowl.	
Most Punts	10
Spike Jones, Georgia, 1969 Sugar Bowl.	
Most Punting Yards	386
Spike Jones, Georgia, 1969 Sugar Bowl.	
Best Punting Average	46.2
Matt Dodge, East Carolina, 2010 Liberty Bowl.	
Most Interceptions	2
Pat Pinkney, East Carolina, 2010 Liberty Bowl; John Stocco, Wisconsin, 2007 Capital One Bowl; Michael Lehan, Minnesota, 2002 Music City Bowl; Sonny Brown, Oklahoma, 1987 Orange Bowl; George Wilson, Alabama, 1962 Sugar Bowl.	
Most Interception Yards Returned	46
Ian Gold, Michigan, 1999 Citrus Bowl.	

Most Yards Tandem Offense	281
Tony Temple, Missouri, 2008 Cotton Bowl.	
Most Yards Gained Total Offense	336
Terrelle Pryor, Ohio State 2011 Sugar Bowl	
Most Punt Returns	7
Curtis Fagan, Oklahoma, 2002 Cotton Bowl.	
Most Punt Return Yards	51
Troy Mason, UNLV, 2000 Las Vegas Bowl.	
Most Kickoff Returns	5
Jordan Hall, Ohio State 2011 Sugar Bowl (113 yards).	
Most Kickoff Return Yards	113
Jordan Hall, Ohio State 2011 Sugar Bowl (5 returns).	
Most Points Scored	24
Tony Temple, Missouri, 2008 Cotton Bowl.	
Most Touchdowns Scored	4
Tony Temple, Missouri, 2008 Cotton Bowl.	
Most Field Goals Attempted	5
Ben Hartman, East Carolina, 2010 Liberty Bowl; Dan Nystrom, Minnesota, 2002 Music City Bowl.	
Most Field Goals	5
Dan Nystrom, Minnesota, 2002 Music City Bowl.	
Longest Field Goal	52
Taylor Mehlhaff, Wisconsin, 2007 Capital One Bowl; Cloyce Hinton, Ole Miss, 1970 Sugar Bowl.	
Most Kick Conversions Attempted	6
Jay Feely, Michigan, 1999 Citrus Bowl; Tim Lashar, Oklahoma, 1987 Orange Bowl.	
Most Kick Conversions	6
Jay Feely, Michigan, 1999 Citrus Bowl; Tim Lashar, Oklahoma, 1987 Orange Bowl.	
Longest Run From Scrimmage	78
Chuck Webb, Tennessee, 1990 Cotton Bowl.	
Longest Scoring Run	78
Chuck Webb, Tennessee, 1990 Cotton Bowl.	

Longest Pass Completion	84
Andy Kelly to Anthony Morgan, Tennessee, 1990 Cotton Bowl.	
Longest Scoring Pass	84
Andy Kelly to Anthony Morgan, Tennessee, 1990 Cotton Bowl.	
Longest Interception Return	47
Eddie Brown, Tennessee, 1971 Liberty Bowl.	

TEAM (OPPONENT)

Most First Downs	25
Missouri, 2003 Independence Bowl.	
Most First Downs Rushing	17
North Carolina, 1981 Gator Bowl; Georgia Tech, 1955 Cotton Bowl.	
Most First Downs Passing	13
Florida, 1982 Bluebonnet Bowl; Ole Miss, 1970 Sugar Bowl; Ole Miss, 1963 Sugar Bowl.	
Most Rushing Attempts	65
North Carolina, 1981 Gator Bowl.	
Most Net Yards Rushing	323
Missouri, 2008 Cotton Bowl.	
Fewest Yards Lost Rushing	37
East Carolina, 2010 Liberty Bowl.	
Most Passes Completed	24
Oklahoma, 2002 Cotton Bowl; Texas, 2000 Cotton Bowl.	
Most Yards Passing	273
Ole Miss, 1970 Sugar Bowl.	
Most Touchdown Passes	3
UNLV, 2000 Las Vegas Bowl; Florida, 1982 Bluebonnet Bowl.	
Most Total Offense Plays	88
East Carolina, 2010 Liberty Bowl.	
Most Total Offense Yards	470
Tennessee, 1990 Cotton Bowl.	
Most Points	13
Centenary, 1934 Dixie Classic.	
Fewest Punts	2
Minnesota, 2002 Music City Bowl; Ole Miss, 1963 Sugar Bowl.	
Fewest Yards Punting	65
Ole Miss, 1963 Sugar Bowl.	
Most Yards Punting	421
Centenary, 1934 Dixie Classic.	
Most Punt Returns	7
Oklahoma, 2002 Cotton Bowl.	
Most Punt Return Yards	50
Alabama, 1980 Sugar Bowl.	
Most Kickoff Returns	6
Missouri, '03 Independence Bowl (120).	

Most Kickoff Return Yards	120
Missouri, 2003 Independence Bowl (6).	
Most Touchdowns	6
Michigan, 1999 Citrus Bowl; Oklahoma, 1987 Orange Bowl.	
Most Points	45
Michigan, 1999 Citrus Bowl.	
Most Extra Points Att.	6
Michigan, 1999 Citrus Bowl; Oklahoma, 1987 Orange Bowl.	
Most Extra Points Made	6
Michigan, 1999 Citrus Bowl; Oklahoma, 1987 Orange Bowl.	
Most Field Goals Made	5
Minnesota, 2002 Music City Bowl.	
Fewest First Downs	10
Duke, 1961 Cotton Bowl.	
Fewest First Downs Rushing	1
Wisconsin, 2007 Capital One Bowl.	
Fewest First Downs Passing	0
Alabama, 1962 Sugar Bowl.	
Most Fumbles	7
Georgia, 1969 Sugar Bowl.	
Most Fumbles Lost	5
Georgia, 1969 Sugar Bowl.	
Most Penalties	12
UNLV, 2000 Las Vegas Bowl; Michigan, 1999 Citrus Bowl.	
Most Penalty Yards	119
UNLV, 2000 Las Vegas Bowl.	
Fewest Rushing Att. Allowed	25
Texas, 2000 Cotton Bowl.	
Fewest Net Yards Rushing Allowed	-27
Texas, 2000 Cotton Bowl.	
Most Yards Lost	96
Georgia, 1969 Sugar Bowl.	
Fewest Passes Completed	2
Oklahoma, 1987 Orange Bowl.	
Fewest Total Offense Plays	53
Oklahoma, 1987 Orange Bowl; Georgia Tech, 1960 Gator Bowl.	
Fewest Total Offense Yards	168
Nebraska, 1965 Cotton Bowl.	
Fewest Passes Attempted	5
Oklahoma, 1987 Orange Bowl.	
Fewest Yards Passing	20
Alabama, 1962 Sugar Bowl.	
Most Passes Intercepted	3
Tennessee, 1971 Liberty Bowl; Georgia, 1969 Sugar Bowl.	
Most Yards Gained on Passes Intercepted	70
William & Mary, 1948 Dixie Bowl.	
Fewest Total First Downs Allowed	4
UCLA, 1989 Cotton Bowl.	
Fewest First Downs Rushing Allowed	2
UCLA, 1989 Cotton Bowl.	
Fewest First Downs Passing Allowed	0
Oklahoma, 2002 Cotton Bowl.	
Fewest Rushing Attempts Allowed	20
East Carolina, 2010 Liberty Bowl.	
Fewest Net Yards Rushing Allowed	21
UCLA, 1989 Cotton Bowl	
Fewest Passing Attempts Allowed	6
Georgia Tech, 1960 Gator Bowl.	
Fewest Pass Completions Allowed	2
Oklahoma, 2002 Cotton Bowl; Georgia Tech, 1960 Gator Bowl.	
Fewest Yards Passing Allowed	13
Oklahoma, 2002 Cotton Bowl.	
Fewest Total Off. Plays Allowed	36
UCLA, 1989 Cotton Bowl.	
Fewest Total Offensive Yards Allowed	42
UCLA, 1989 Cotton Bowl.	

ARKANSAS COMMUNICATIONS STAFF

UNIVERSITY OF ARKANSAS COMMUNICATIONS DEPARTMENT

The UA Communications Office appreciates your interest in UA football and strives to assist you in your coverage. A list of our staff members, our address, and our telephone and fax numbers follows:

Mailing address:

UA Communications
PO Box 7777
Fayetteville, AR 72702-7777
479-575-2751
479-575-7481 (Fax)

Shipping address:

UA Communications
131 Barnhill Arena
Fayetteville, AR 72701
Website: ArkansasRazorbacks.com



Zack Higbee
Assistant AD for Communications




Patrick Pierson
*Associate
Communications Director*



Jeri Thorpe
*Associate
Communications Director*



David Beall
*Assistant
Communications
Director*




Brett Brecheisen
*Assistant
Communications
Director*



Zach Lawson
*Assistant
Communications
Director*



Chris Caskey
Intern



Catherine Hausler
Intern



Jason Pearson
Intern



Allie Raymond
Intern



Drew Schlosser
*Intern Graphic
Design*



Mary Lynn Gibson
Secretary

The policies that follow have been prepared in consideration of your needs, as well as the needs of our student-athletes and coaches, in hopes of creating a positive working environment for us all. As always, we welcome your suggestions and will try to accommodate any special requests you may have.

INTERVIEWS

Interviews with our coaches and student-athletes are encouraged, but we require all interview arrangements be made via the Arkansas Communications Office. Coaches and student-athletes are instructed to decline any interviews not pre-arranged by the Communications Office. UA football coaches and student-athletes are generally available for in-person interviews during a game week. All student-athlete and assistant coach interview requests must be made at least one day in advance to allow time to facilitate the notification process. Telephone interviews can be arranged, but student-athletes' telephone numbers will not be provided and student-athletes are instructed to politely decline interviews when contacted by telephone. Student housing, the training room, the weight room and locker rooms are off-limits to members of the media.

DAILY PRACTICE

Following each practice session, head coach Bret Bielema or a member of the UA coaching staff will conduct a group interview with members of the media. Video and still photographers from accredited media outlets wishing to shoot practices are asked to consult with the Communications Office for current guidelines prior to arrival at the practice field.

Following each practice session Monday through Thursday, the Communications Office will produce a brief, *Associated Press*-style practice story. The story may be retrieved from the Razorbacks' official website, ArkansasRazorbacks.com.

WEEKLY PRESS CONFERENCE OPPORTUNITIES

Please consult the Arkansas Communications Office for the schedule of weekly press opportunities for Coach Bielema and student-athletes.

SEC WEEKLY COACHES' TELECONFERENCE

In conjunction with the Southeastern Conference, head coach Bret Bielema will participate each week in the league's teleconference of football coaches. The teleconferences will be conducted each Wednesday from Aug. 27 to Nov. 26 from 10 a.m. CT to Noon CT. Accredited media members only may access the broadcast-quality teleconference. Callers may participate in the question-and-answer session with an individual coach or all SEC coaches. For more information and the teleconference number, contact the SEC Media Relations Office at (205) 458-3000.

ARKANSAS FTP SITE

An FTP site is available for members of the media. For more information concerning the FTP site, contact Michelle Glover (mglover@uark.edu).

ARKANSASRAZORBACKS.COM

The latest information on all Razorback sports, including football, can be found at ArkansasRazorbacks.com – the official website of UA athletics. Game notes, quotes from press conferences and daily practice stories are just a few of the items included online. The site also offers biographical information on UA coaches and student-athletes, statistics, game stories and schedules.

GAME CREDENTIAL REQUESTS

All requests for media and/or photo credentials must be made online at www.SportsSystems.com/Arkansas. Requests should be made at least two weeks in advance.

Credentials must be requested and will be granted on a game-by-game basis only. No multi-game or full season credentials will be issued.

Please see media credentialing guidelines online at www.SportsSystems.com/Arkansas. Space limitations prevent accommodation of weekly media representatives.

Only fully accredited personnel directly involved in the coverage of the game will be admitted. Credentials are non-transferable. The University of Arkansas Communications Office reserves the right to revoke any credential: (1) used by an individual other than the one for whom it was granted; (2) any individual who refuses to comply with press box and/or photographic area guidelines; (3) any individual who is not an accredited member of the media; (4) any individual under the age of 16.

Credentials will not be mailed. They may be picked up beginning two-and-a-half hours prior to kickoff at the media will call station at the base of the elevator at both Donald W. Reynolds Razorback Stadium in Fayetteville and War Memorial Stadium in Little Rock. Photo identification is required when picking up credentials.

GAMEDAY PARKING

Limited parking is available in Fayetteville and Little Rock for media members. Those media members needing parking should make the request at least two weeks in advance to allow time for mailing.

TELEPHONES

UA provides ample telephones on a first-come, first-served basis for media members in the press boxes at both Fayetteville and Little Rock. A credit card is required for making calls from these phones.

WIRELESS INTERNET

The Arkansas press box does have wireless access. Information on accessing the internet is available in the game day information packets in the press box.

ARKANSAS GAMEDAY POLICIES

FAN GUIDE & STADIUM POLICIES

For more game day information and to download a copy of the Arkansas Football Fan Guide, please go to the University of Arkansas' athletics department website at www.ArkansasRazorbacks.com. Select the Fan button and then Fan Guides.

COUNTERFEIT TICKETS

Fans are reminded about the potential of counterfeit tickets being sold at Razorback games. The lone authorized outlet for ticket purchases is the UA Ticket Office, and tickets acquired in any other way put the buyer at risk. If fans have any doubt about the validity of their tickets, they can visit the UA Athletic Ticket Office on Razorback Road to verify their tickets during regular business hours, between 8:30 and 4:30 p.m., Monday through Friday. On game day, fans can visit the Ticket Office at Donald W. Reynolds Razorback Stadium's Gate 1 starting four hours prior to kickoff. Further, those suspecting they have counterfeit tickets in their possession should contact UAPD to report this as soon as possible. The UA Athletic Ticket Office would also like to remind fans that any persons attempting to enter the stadium with a counterfeit ticket could be denied admission and subject to an investigation. Also, any person discovered inside the stadium with a stolen or counterfeit ticket will be escorted out.

E-TICKETS

Razorback E-Tickets, a customer-friendly interactive digital ticketing solution along with digital ticket scanning provides Razorback football fans benefit from the heightened protection against counterfeit tickets and can take advantage of digital ticketing services including print-at-home single game tickets and ticket transfers for season ticket holders. Donald W. Reynolds Razorback Stadium, like many other college and professional venues, will scan all tickets using a bar-code on each ticket to verify admission. Scanning will identify counterfeit and stolen tickets and provide improved security and service. Help windows will be located at Donald W. Reynolds Razorback Stadium at Gates 1, 13 and 16 to help fans with any ticket scanning issues or to answer questions regarding the technology.

TAILGATING POLICIES

Tailgating at the University of Arkansas is a cherished part of the Razorback game day tradition. In order to provide a great game-day experience for all those who choose to tailgate, we remind you to please follow the tailgating policies outlined in the 2013 Arkansas Football Fan Guide. Your cooperation and consideration of all tailgating policies will be especially helpful as it pertains to one parking space/one car, no tents permitted in a parking space and adherence to the policies about the installation and size of tents.

Setting up tents, awnings and similar equipment for tailgates may commence on Friday beginning at 5 p.m. The items must be taken down and removed by Noon on Sunday. If a tent is placed before 5 p.m. on Friday, it will be removed and can be picked up from lost and found through Facilities Management, which can be contacted at 575-5050. In order to have your tent for Saturday's game, it must be picked up from the Facilities Management office before 5 p.m. on Friday.

VICTORY VILLAGE

The University of Arkansas Athletic Department features Victory Village, a reserved tailgating area near Donald W. Reynolds Razorback Stadium, for all Fayetteville home football games. The Athletic Department established the program, which is coordinated by Intents Party Rentals, to provide fans a convenient, worry-free tailgate experience close to the stadium. There are several basic packages offered that include set up and tear down, along with

multiple add-on options, lending to an individually tailored, carefree gameday tailgate. Fans needing to drop off large items for their reserved space can begin to do so six hours before kickoff and continue until four hours prior to kick.

Victory Village will have two areas, a Victory Village North located above Lot 44 by the John W. Tyson Poultry Science building, and Victory Village East located across Stadium Drive from Lot 44 on the Administration Hill. Spots in Victory Village can be reserved on a single-game or season-long basis. Tailgating in Victory Village will only be permitted with a reservation. For more information, contact Intents Party Rentals at 479-251-8368. The Arkansas Athletic Department will continue to provide the popular AT&T Fan Zone at the Gardens for free. The AT&T Fan Zone at the Gardens includes inflatable games for kids, live music, televisions and food and drink vendors.

BAG POLICY

For information on the UA bag policy for events, please visit ArkansasRazorbacks.com or refer to the Football Fan Guide.

TRAVEL TO THE STADIUM

Fans are reminded that if you are parking in lots South of Donald W. Reynolds Razorback Stadium, it may be best to enter campus off of I-540 at Martin Luther King Blvd. (Exit #62). If you are parking in lots North of Donald W. Reynolds Razorback Stadium, it may be best to enter campus off of I-540 at Wedington Drive (Exit #64). As a reminder, traffic control begins four hours prior to kick. The pre-game and post-game traffic routes can be found in the 2013 Football Fan Guide at www.ArkansasRazorbacks.com.

GAME DAY PARKING

Parking lots to be used for home football games are indicated on the football parking maps on the University of Arkansas Transit and Parking website at www.parking.uark.edu. Also available is a listing of parking policies, maps and diagrams, pre- and post-game traffic flow and shuttle information for all Razorback home football games. Vehicles will be relocated from the designated parking lots by midnight prior to kick-off.

GENERAL PUBLIC PARKING

Public parking is limited on campus on game days. Fans are encouraged to arrive early. Pay parking is available at the Harmon Avenue Parking Garage located North of Center Street on Harmon Avenue. There is a \$10 charge per vehicle for parking. Spaces are available on a first-come, first-served basis.

RESERVED PARKING

Certain lots will be reserved on game days. Parking passes for Fayetteville games at Donald W. Reynolds Razorback Stadium are allocated based on Razorback Foundation priority rank. For information about the Razorback Foundation, Inc. and how to obtain a parking pass, please go to www.razorbackfoundation.com. Please note that counterfeiting of any parking pass is strictly prohibited and will result in forfeiture of parking privileges. Additionally, parking passes must be visibly displayed on the windshield of the car while parked in the designated lot. Please refer to the Razorback Foundation's Scholarship parking map located at www.razorbackfoundation.com or the University of Arkansas' athletics department website at www.ArkansasRazorbacks.com for the locations of those reserved lots.

DISABILITY PARKING

ADA parking is available on a first come, first serve basis in a designated area in Lot 56, located on the corner of Martin Luther King Blvd. and Razorback Road. Overflow ADA parking is available at Baum East. A state-issued license plate or hang tag will be required to enter the designated

ADA parking areas in each lot. A shuttle is available from both lots and drops off/picks up at Gates 1 and 8 (both on the west side of the stadium) and Gates 14 and 16 (both on the east side of the stadium). Because of the high demand for the shuttle service from Lot 56 and Baum East, ridership is prioritized by those patrons who have a disability and one caretaker for riders needing additional assistance. There is no fee to ride the shuttle.

*Please note that it is against the law to use an ADA parking permit unless the person to whom the permit is issued is in the vehicle. State laws will be enforced and the disabled person issued a license plate or certificate, shall, upon request of any police officer or any other person authorized to enforce parking laws, ordinances or regulations, present to that officer or authorized person the photo identification card, drivers' license with disability endorsement, or other authorized documentation establishing the person's disability (Arkansas Rule 2007-7).

RE-ENTRY POLICY

Once a guest leaves the stadium, they will not be permitted back in. This is a University of Arkansas and Southeastern Conference Policy and applies to every ticket holder. Guests should plan accordingly and bring everything they need to the stadium upon initial entry.

LOST AND FOUND

During the game you may check one of three Guest Service locations at Gates 1, 13 & 16 for lost items. After the game, all unclaimed items will be turned over to the Guest Service Center at Gate 16. If you have any questions, please contact Gate 16 Guest Services at 479-575-4087. You may also stop by the Guest Service Center at Gate 16 during any home game to inquire about a lost item.

STADIUM TEXTING SERVICE

The University of Arkansas' Athletics Department will again provide a fan text messaging service that will be available inside Donald W. Reynolds Razorback Stadium. The service will allow fans to communicate directly with event management personnel in important security and guest issue situations. Fans needing assistance should text HOGS <space> your issue and location to 69050. Standard text message rates and other charges may apply. Razorback fans are reminded that they can contact the nearest usher or security personnel, or stop by the nearest guest services location to report an issue.

SMOKING/TOBACCO FREE

The University of Arkansas is a tobacco-free campus. This means no cigarettes, pipes, cigars, dip or chew anywhere on campus and includes no stadium exiting for tobacco use outside the stadium. Additionally, violations of the State of AR Clean Air Act of 2009, which applies to smoking, may result in a fine.

FAN CODE OF CONDUCT

Razorback fans are the best of the best. They model this by loudly supporting the Razorbacks and displaying respect and good sportsmanship toward the visiting team and visiting fans. The NCAA, SEC and UA have assigned a high priority to assuring athletic events are conducted in a safe and enjoyable atmosphere which promotes good sportsmanship by spectators, student-athletes and coaches. We request your cooperation by supporting the participants, officials, those around you and event management in a positive manner and treating others with courtesy and respect. Refrain from throwing objects onto the field for any reason. Do not enter the playing areas at any time, unless directed to do so in an emergency situation, including after-game celebrations.

RAZORBACK SPORTS PROPERTIES

The University of Arkansas Athletic Department and IMG are in their sixth year of a powerful partnership that created Razorback Sports Properties. As the multimedia rights-holder, Razorback Sports Properties is responsible for the corporate marketing and advertising for all 19 sports.



RAZORBACK SPORTS PROPERTIES

Along with corporate branding through the Razorbacks, RSP also creates new programming and publications for Razorback fans. They continue to expand the coverage of the Razorback Sports Network. This statewide radio network, consisting of 50+ affiliates, covers all of Arkansas and parts of all six surrounding states.

The official radio and television shows of Razorback Football continue to grow in attendance and viewership. The radio show is held weekly at the Catfish Hole and is aired live on the Razorback Sports Network. The official television show is aired statewide on Sunday nights and regionally throughout the week during football season.

Inside Razorback Athletics, the official newspaper of Razorback Athletics, continues to give Razorback fans a behind the scenes look into the University of Arkansas Athletic Department.



CHUCK BARRETT – Play-by-Play

Barrett is entering his eighth season as the play-by-play announcer for the Razorbacks and he's no stranger to Arkansas fans or the Razorback Sports Network broadcast team. This is his 20th year on the broadcast crew, including spending 13 years as the executive producer. Prior to taking over play-by-play responsibilities in the 2007 season, his duties included hosting the pre-game show, halftime and scoreboard shows, and the football version of the Razorback Report. He has also worked as the play-by-play man for baseball since Arkansas joined the SEC in 1992 and added men's basketball play-by-play to his duties prior to the 2010-11 season. Barrett was recognized by the National Sportswriters and Sportscasters Hall of Fame as the 2007 and 2008 Arkansas Sportscaster of the Year.



KEITH JACKSON – Color Analyst

Jackson is in his 15th season as a part of the broadcast team. The Little Rock native was a two-time All-American at Oklahoma, and a six-time Pro Bowl and three-time All-Pro selection, playing in the NFL with Philadelphia, Miami and Green Bay, and winning a Super Bowl championship with the Packers. Jackson has worked as an analyst for TNT and FOX Sports network telecasts.



QUINN GROVEY – Co-Host and Sideline Reporter

Grovey is in his 17th year on the broadcast team. The former Hog quarterback is a co-host of the pre-game and post-game shows, and provides insight during games as a sideline reporter. Grovey is a regional personnel manager for Home Depot.



RICK SCHAEFFER – Co-Host

Schaeffer is in his 21st year with Razorback football. He was the color analyst for 10 seasons and is now, along with Grovey, a co-host. Schaeffer worked in the UA Sports Information Department for 24 years, 21 of those years serving as director. Rick is the communication director for the Springdale School District, co-host of Drive Time.

2014-15 AFFILIATE LIST (AS OF MAY 23, 2014)

Unless otherwise noted, Affiliates listed carry full schedules of football, men's basketball, coaches shows and the daily Razorback Report.

Arkadelphia	KYXK-FM 106.9
Batesville	KWOZ-FM 103.3
Berryville	KTHS-AM 1480
Blytheville	KHLS-FM 96.3
Camden	KCXY-FM 95.3
Cherokee Village	KSAR-FM 92.3
Corning	KBKG-FM 93.5
Corning	KCCB-AM 1260
Crossett	KAGH-AM 800
Crossett	KAGH-FM 104.9
De Queen	KDQN-FM 92.1
DeWitt	KDEW-FM 97.3
El Dorado	KMRX-FM 96.1
Fayetteville	KUOA-AM 1290
Fayetteville	KUOA-FM 105.3
Fayetteville	KEZA-FM 107.9
Fayetteville	KQSM-FM 92.1
Forrest City	KBFC-FM 93.5
Fort Smith	KHGG-FM 103.1
Glenwood	KHGZ-AM 670
Glenwood	KHGZ-FM 98.9
Hamburg	KHMB-FM 99.5
Heber Springs	KAWW-AM 1370
Helena	KFFA-AM 1360
Helena	KFFA-FM 103.1
Hope	KHPA-FM 104.9
Horseshoe Bend	KKIK-FM 106.5
Hot Springs	KLBL-FM 104.5
Jonesboro	KEGI-FM 100.5
Little Rock	KABZ-FM 103.7
Magnolia	KZHE-FM 100.5
Marshall	KBCN-FM 104.3
Mena	KTTG-FM 96.3
Monett, Mo.	KKBL-FM 95.9
Monticello	KGPQ-FM 99.9
Morrilton	KVOM-FM 101.7
Mountain Home	KOMT-FM 107.5
Ozark	KDYN-AM 1540
Ozark	KDYN-FM 96.7
Paris	KERX-FM 95.3
Pocahontas	KPOC-FM 104.1
Pocahontas	KPOC-AM 1420
Russellville	KCAB-AM 980
Russellville	KCJC-FM 102.3
Searcy	KSMD-FM 99.1
Stuttgart	KWAK-FM 105.5
Texarkana, Texas	KKTK-AM 1400
Tulsa, Okla.	KCFO-AM 970
Wynne	KWYN-FM 92.5
Wynne	KWYN-AM 1400



COVERING THE RAZORBACKS

NORTHWEST ARKANSAS

Arkansas Democrat-Gazette (NWA)

P.O. Box 7
Springdale, AR 72765
501-378-3539
FAX 479-365-2984

Tom Murphy - Football Beat/Basketball
6627 W. Silverthorne Rd.
Fayetteville, AR 72704
479-601-4334/
tmurphy@arkansasonline.com

Bob Holt - Football/Basketball Beat
629 E. Lafayette
Fayetteville, AR 72701
479-582-2412/479-601-4339 (c)
bholt@arkansasonline.com/
bobholt59@gmail.com

Associated Press

3381 W. Fairfax Street
Fayetteville, AR 72704
800-715-7291/501-225-3249
Kurt Voight
kvoight@ap.org

Northwest Arkansas Newspapers

2560 N. Lowell Rd.
Springdale, AR 72765
479-872-5131
FAX 479-872-5055
Chip Souza - sports editor
csouza@nwaonline.com

Arkansas News Bureau

Robbie Neiswanger
951 Stone St.
Cave Springs, AR 72718
479-301-6268
rneiswanger@gmail.com

Nate Allen Sports Services

Nate Allen
P.O. Box 3105
Fayetteville, AR 72702
479-442-5536/nallensports@att.net

KFSM-TV (CBS)

4201 N. Shiloh Drive, Ste 169
Fayetteville, AR 72703
479-521-1330
FAX 479-521-6579
Chis Breece

KHBS/KHOG-TV (ABC)

2808 Ajax Ave., Suite 200
Rogers, AR 72758
479-878-6031; ext. 2132
FAX 479-521-1430
Mitch Roberts - sports director
mroberts3@hearst.com

KNWA (NBC/Fox)

15 S. Block
Fayetteville, AR 72701
479-684-4423; 841-9559
FAX 479-571-8914
Jason Carroll - sports director
jcarroll@knwa.com
Aaron Peters, Mike Irwin, Alyssa Orange,
Chris Frye
sports@knwa.com

Hawgs Illustrated

(Specialty Publication)
12 N. East Ave.
Fayetteville, Ark.
800-757-6277
Clay Henry - publisher
Dudley Dawson - beat writer

Arkansas Traveler (University)

119 Kimpel Hall
Fayetteville, AR 72701
479-575-3406
FAX 479-575-3306

Southwest Times Record

P.O. Box 1359
Fort Smith, AR 72902
479-784-0469
FAX 479-784-0413
Scott Faldon - sports editor
sfaldon@swtimes.com

Telemundo NWA

207 E. Monroe, Suite D
Lowell, AR 72745
479-866-7184
Cory Glanto - editor

KFSM-TV (CBS)

P.O. BOX 369
Fort Smith, AR 72901
479-783-1191
FAX 479-783-3295; 783-1965
Bobby Swofford, sports/weekend anchor

UNIVISION

688 Millsap
Fayetteville, AR 72703
Chad Harcourt
479-595-1437

UATV-TV (University)

University of Arkansas
116 Kimpel Hall
Fayetteville, AR 72701
479-575-6307
FAX 479-575-4314
Larry Foley - faculty advisor
lfoley@uark.edu

CENTRAL ARKANSAS

Arkansas Democrat-Gazette

P.O. Box 2221
Little Rock, AR 72203
501-378-3411
FAX 501-378-3869
Wally Hall - sports editor/columnist
Steve Goff - asst. sports editor
501-378-3539

Arkansas News Bureau

1 Riverfront Place
Suite 615
N. Little Rock, AR 72114
501-370-8300
501-912-0750
FAX 501-374-0860
Harry King/hking@arkansasnews.com

Associated Press

Suite 308, Danville Bldg.
10810 Executive Center Drive
Little Rock, AR 72211
800-715-7291 / 501-225-3668
FAX 501-225-3249

KATV-TV (ABC)

P.O. Box 77
Little Rock, AR 72203
501-324-7544
FAX 501-324-7852
Steve Sullivan - sports director
Chris Scott - producer
Chris Kane, Robert Burton
sports@katv.com

KLRT/FOX 16

1401 W. Capitol #104
Little Rock, AR 72201
501-340-4407
FAX 501-375-1961
Wess Moore - sports director
sports@kark.com

KTHV-TV (CBS)

720 IZARD STREE
Little Rock, AR 72203
501-244-4561
FAX 501-376-1645
Mark Edwards -- sports anchor
501-244-4560/501-425-8016 (c)
Jessica Duff -- sports producer/reporter
501-244-4575/650-6337
sports@thv11.com

Pine Bluff Commercial

P.O. Box 6469
Pine Bluff, AR 71601
870-543-1426
FAX 870-534-0113
I.C. Murrell - sports editor

Tulsa World

P.O. Box 1770
Tulsa, OK 74102
918-581-8355
FAX 918-581-8352
Mike Strain - news editor
mike.strain@tulsaworld.com

KJRH-TV (NBC)

3701 South Peoria Ave.
Tulsa, OK 74105
918-288-3126
FAX 918-748-1436
Al Jerkens - sports director
Cayden McFarland, Tim Vetscher

KOTV-TV (CBS)

303 N. Boston
Tulsa, OK 74103
918-732-6076
FAX 918-732-6185
Charlie Hannema - anchor
Harold Kuntz - anchor
Scott Pfeil - producer
scott.pfeil@newson6.net

KTUL-TV (ABC)

3333 South 29th West Ave.
Tulsa, OK 74107
918-445-9360
FAX 918-445-9359
Chris Lincoln - senior sports consultant
clincoln@ktultv.net/918-605-1577
John Moss - sports director
jmoss@ktultv.net/918-857-2754
John Laws
jlaws@ktultv.net/918-857-0622
Memphis, Tenn.

The Commercial Appeal

495 Union Ave.
Memphis, TN 38103
901-529-2360
FAX 901-529-2362
David Williams - exec. sports editor
Geoff Calkins - columnist
sports@commercialappeal.com

WMC-TV (NBC)

1960 Union Ave.
Memphis, TN 38103
901-726-0568
FAX 901-278-7633
Jarvis Greer - sports director
jgreer@wmctv.com
Carrie Anderson
901-726-0578/canderson@wmctv.com

WHBQ-TV (FOX)

485 S. Highland
Memphis, TN 38111
901-320-1347
FAX 901-320-1366
Matt Stark - sports director
Matt.stark@foxtv.com
Peter Fleischer

WPTY-TV (ABC) / WLMT (UPN-30)

1725 N. Shelby Oaks Dr. #101
Memphis, TN 38134
901-321-7527
FAX 901-452-1820
Jamie Griffin - sports director
jgriffin@localmemphis.com
Gil Tyree - sports anchor
Marcus Holliday - sports anchor/reporter

WREG-TV (CBS)

803 Channel 3 Drive
Memphis, TN 38103
901-543-2111
FAX 901-543-2167
Glenn Carver - sports director
Mike Ceide

THE YOU OF A



The University of Arkansas is consistently ranked among the top public universities and best values in the U.S. and is classified among only two percent of public institutions nationwide with the highest possible level of research activity. The U of A provides a student-centered learning experience focused on research, innovation and outreach as a part of educating future leaders.

The university's almost 26,000 students represent all 50 states and more than 120 countries. The U of A has 10 colleges and schools offering more than 200 academic programs – while maintaining a low student-to-faculty ratio that promotes personal attention and mentoring opportunities.

Founded in 1871, the university is the oldest publicly supported institution in the state and is the flagship of the University of Arkansas System. The U of A campus features distinctive architecture, including its signature building, Old Main, finished in 1875. The iconic building now houses the J. William Fulbright College of Arts and Sciences. The college is named in honor of alumnus and former U of A President J. William Fulbright, later a U.S. senator who helped create the prestigious international scholarship and fellowship programs that bear his name.

The university promotes undergraduate research in virtually every discipline and has an outstanding national reputation in many areas, including agriculture, architecture, business, creative writing, engineering, high-density electronics and nanoscience, as well as sustainability and environmental sciences. Programs such as Supply Chain Management, Rehabilitation Counseling, Industrial Engineering and Biological and Agricultural Engineering rank among the best in the country.

The University of Arkansas offers a vibrant campus life that is culturally, intellectually and socially enriching. On our campus you'll find more than 300 registered student organizations, from special interest to professional groups, as well as 33 Greek organizations, making it easy and rewarding to get involved. Every semester offers opportunities to attend musical performances, theater productions, art exhibits, concerts, free films, poetry readings, visiting speakers and hundreds of other varied events.

Visit arkansas.edu for more information about the University of Arkansas.



THE YOU OF A



HISTORIC SENIOR WALK

As you make your way around campus, you're sure to notice something unique about many of the sidewalks. Historic Senior Walk showcases the names of more than 150,000 University of Arkansas graduates, grouped by year of graduation. Senior Walk is the university's longest tradition in both length and years. It's concrete proof of the university's commitment to students.

Senior Walk is also a perfect example of how the University of Arkansas celebrates its history and traditions while focusing on innovations for the future. When the costs involved in hand-imprinting names into wet concrete forced numerous other universities to give up, the U of A turned to its department of facilities management to create a one-of-a-kind computerized sandblasting machine: the SandHog. Each summer, the SandHog roars across campus carving the names of new graduates into sidewalks.



BEYOND CAMPUS

Fayetteville is routinely considered among the country's finest college towns and the surrounding Northwest Arkansas region is regularly ranked one of the best places to live in the U.S. You'll find a number of attractions that will contribute to a rich college experience.

Three of America's largest corporations have their world headquarters in the region: Walmart, Tyson Foods and J.B. Hunt Transportation Services. Their close proximity to the U of A campus, along with their executives' and employees' active involvement in university life, offers students and faculty exceptional opportunities for research partnerships, internships and post-graduation employment.

Arkansas is a natural wonder of forests, mountains and lakes framed by picturesque rivers and streams. Some of the nation's best outdoor amenities and most spectacular hiking trails are within a short drive of campus.



OLD MAIN

One of the original buildings on Arkansas' campus, Old Main symbolizes the university's strong connection to the past and its focus on the future. Completed in 1875, Old Main stood the test of time until the mid-1980s when age and modern building codes threatened to send it to the wrecking ball as had happened to its sister building at the University of Illinois. A major fundraising campaign by alumni totally renovated Old Main. Reopening in 1992, the building maintains the feel of a Victorian-era building with high ceilings and elaborate wooden trim. Just below the surface of the period hardwood floors, Old Main is hard-wired to the Internet and built to last well into its second century.

Even with renovation, Old Main remained unfinished until 2005. One of the gifts during the Campaign for the Twenty-First Century specified the installation of a clock, originally planned for the blank faces of the south tower.

As mentioned, Old Main was built from shared plans with its counterpart on the Illinois campus, with one important difference. The north tower of Arkansas' Old Main is taller than the south tower. Legend says this was symbolic of the Civil War as the lead engineer was a northern veteran.

THE YOU OF A

CHANCELLOR DR. G. DAVID GEARHART

Dr. G. David Gearhart became the chancellor of the University of Arkansas on July 1, 2008, following 10 years of service to the university as vice chancellor for University Advancement.

Prior to being appointed chancellor, Gearhart oversaw the Campaign for the Twenty-First Century, the most successful capital campaign in Arkansas history, which raised more than \$1 billion for academic programs. That campaign included a \$300 million gift to found an Honors College and endow the Graduate School.

In every imaginable way, the university was transformed by this campaign.

"The impact of the \$300 million investment from The Walton Family Charitable Support Foundation and the success of the \$1 billion campaign have been monumental," Gearhart said. "They have given us the means and the momentum to create and nurture a culture of excellence within every college and school, to become a catalyst for growth of the state's knowledge-based economy, and the confidence to know that we can become one of the country's very best land-grant, flagship universities."

As chancellor, Gearhart instituted the first tuition freeze in 24 years and implemented a \$350 million campus building renovation and refurbishment plan, as well as a campuswide energy savings plan. He has also undertaken a renewed emphasis on the arts on campus, including the establishment of the "All Steinway Campus" and the Jim and Joyce Faulkner Performing Arts Center, scheduled to open in 2015. He is well known for his emphasis on "Students First," a philosophy which has resonated across campus and beyond.

In 2010, the Carnegie Foundation awarded the university its highest research classification; in August 2011, the *Chronicle of Higher Education* named the University of Arkansas to its list of "Great Colleges to Work For"; and most recently, *U.S. News and World Report* recognized the university as one of 10 "up-and-comers."

During his tenure, the university has undertaken a dramatic marketing program and has promoted transparency and accountability. Gearhart implemented a major cost savings program that has already resulted in almost \$62 million in cost reduction and savings. Campus enrollment has also grown dramatically to almost 26,000 students. At the same time, diversity in the student body has increased significantly. Gearhart has been heavily involved in the promotion and advocacy of the Dream Act on both the national and state levels.

In addition to his responsibilities as chancellor, Gearhart is a tenured member of the faculty in the College of Education and Health Professions, holding the rank of professor. A nationally respected expert in capital campaigns, he is the author of two books, *The Capital Campaign in Higher Education and Philanthropy*, *Fund Raising and the Capital Campaign*, as well as numerous articles.

Among his current professional affiliations, Gearhart serves as vice president of the University of Arkansas Fayetteville Campus Foundation, is a member of the board of advisors for the Arkansas World Trade Center, is a member of the Northwest Arkansas Council, and is a member of the advisory board of the Pryor Center for Arkansas Oral and Visual History. He also is a licensed attorney in the state of Arkansas.

Before returning to the university, Gearhart served as senior vice president and managing director of the international consulting firm Grenzebach Glier & Associates, Inc. Previous to his service at GG&A, Gearhart was senior vice president of Penn State University, during which time he was named a Fulbright Scholar, studying at Oxford University in Oxford, England.

His Bachelor of Arts degree is from Westminster College where he was named a distinguished alumnus in 1992. Both his law degree and his Doctor of Education degree are from the University of Arkansas. He is a native of Fayetteville.

He and his wife of nearly 40 years, Jane, have two children and three grandchildren.



DR. SHARON HUNT

FACULTY ATHLETICS REPRESENTATIVE

Chancellor G. David Gearhart appointed Dr. Sharon Hunt to be the faculty athletics representative (FAR) for the University of Arkansas in August 2010.

Dr. Hunt is the first woman and non-lawyer to hold the post. Dr. Hunt has been on the University of Arkansas faculty since 1990, and she served as the department head of the recently renamed Department of Health, Human Performance and Recreation from July 1, 1990 until June 30, 2011 except for the 2000-01 academic year, when she served as the interim dean of the College of Education and Health Professions. On June 30, 2011 Dr. Hunt stepped down as department head and returned to the faculty at the rank of Professor giving her more time to devote to the FAR position.

A high school athlete, Hunt's involvement with collegiate athletics dates back to her own college days at the University of Arkansas when she played extramural sports with the women's basketball and tennis teams prior to the enactment of Title IX. After receiving her bachelor's and master's degrees in physical education from the university, she went on to earn a Doctor of Education degree from the University of Georgia, where she taught a variety of undergraduate courses as a graduate assistant. Upon the completion of her doctoral degree, she joined the faculty of the University of Kentucky for 13 years, where she taught both undergraduate and graduate courses and served as the graduate coordinator for the Department of Health, Physical Education and Recreation. In 1990, she and her family returned to Fayetteville.

The FAR's responsibilities lie in three broad areas: academic integrity within the athletics program, student-athlete well-being, and institutional control of the athletics program. Dr. Hunt is involved in the student-athlete advisory council on campus and chairs the Academic Credential Review Committee and Athletic's Academic Integrity Committee, and serves as an ex-officio member of the Faculty Athletics Committee. In addition, she travels to represent the University of Arkansas at various SEC and NCAA meetings.

Dr. Hunt was instrumental in establishing the graduate athletic training education program in the College of Education and Health Professions, and she has worked closely with athletics on that program. The athletics department provides support to students in the athletic training education program in the form of a stipend, books and travel to the Arkansas Athletic Trainers' Association annual meeting. Two endowed scholarships for athletic training students in honor of longtime Razorback trainers Dean Weber and the late Bill Ferrell were established through the athletics department. Dr. Hunt has been married to David Hunt since 1973, and they have an adult son and daughter as well as one grandson and granddaughter.



JEFF LONG



Vice Chancellor and Director of Athletics Jeff Long speaks at the Fred W. Smith Football Facility dedication. The facility was officially dedicated in September of 2013 in front of hundreds of special guests including the namesake of the new home of Razorback Football.

In his seventh full year as Vice Chancellor and Director of Athletics, Jeff Long has helped transform the University of Arkansas' Department of Intercollegiate Athletics into one of the most successful and nationally respected programs in the country. Along the way, Long has gained national attention and earned numerous awards for his progressive leadership of a program encompassing 19 sports and more than 460 student-athletes.

Long's appointment as the first ever chairman of the College Football Playoff Selection committee provided further evidence that he is already one of the most respected and influential leaders within intercollegiate athletics.

Long chairs a committee of 13 individuals that collectively features more than 230 years of college football experience two former top-level university administrators, five current athletics directors, three members of the College Football Hall of Fame, three former college football head coaches, a former United States Secretary of State, a former member of Congress, and a retired three-star general. As the playoff's selection committee's first chairman, Long will not only lead the distinguished group in selecting the best four college football teams for the inaugural playoff in 2014, but will help the committee define the parameters for selections for years to come.

Even before his appointment as the College Football Playoff Selection Committee's Chairman, Long's leadership and unwavering commitment to the student-athletes and maintaining integrity within intercollegiate athletics has not gone unnoticed. In 2013, Long was named as an Under Armour Athletics Director of the Year for the Football Bowl Subdivision. In 2012, Long was named a finalist for the *SportsBusiness Journal* and *SportsBusiness Daily* Athletic Director of the Year. In the spring of 2012, the Donald W. Reynolds Foundation and longtime chairman Fred W. Smith made a combined gift of more than \$1.25 million to the program in recognition of Long's leadership of Razorback Athletics.

Long leads a comprehensive athletics program committed to the development of student-athletes academically, athletically and socially. A member of Chancellor G. David Gearhart's Executive Committee, Long is helping to chart the course for the future of higher education at the University of Arkansas while integrating Razorback Athletics into the campus community.

In each of the past five years, Razorback Athletics has transferred funds totaling more than \$1 million to support the university's academic mission. For 2014-15, the department's total support of university and student programs and initiatives will include \$2.25 million in direct funding of academic programs including financial support for a new classroom and laboratory building to serve the entire University of Arkansas student population.

In Long's tenure, Arkansas has captured 19 conference championships and advanced to 94 post-season competitions, including the school's first Bowl Championship Series appearance in football and a national title at the 2013 NCAA Men's Indoor Track and Field Championships. In the Learfield Sports Directors Cup, a year-long competition ranking the nation's most successful intercollegiate athletic programs, Arkansas has finished in the top 30 programs nationally six times in the past seven years.

In the classroom, the Razorbacks continue to set new standards including posting a school record student-athlete grade point average of 3.18 in 2013-14. It marked the sixth consecutive year Razorback student-athletes posted a GPA exceeding 3.0. In 2014, for the second consecutive year, Arkansas exceeded the national APR multi-year rate in all 19 sports and had three teams earn NCAA Public Recognition awards. Graduation success rates continue to rise with a total of 112 current or former Razorback student-athletes graduating in 2013-14.

Student-athlete development has also been a priority including the establishment of the Razorback Leadership Academy, the first of its kind in the Southeastern Conference. In the community, Razorback student-athletes are more active than ever volunteering more than 6,500 hours of time for more various agencies, organizations and schools around the state.

One of the nation's most active athletic directors on Twitter, Long embraces the opportunity to interact with members of the Razorback Nation whether in person or through social media. He currently has more followers than any other athletics director.

Long was selected to replace legendary athletic director and former Razorback football coach Frank Broyles and even before he officially took the reins on Jan. 1, 2008, Arkansas announced that it would combine its previously independent men's and women's athletic programs into one combined athletic program. Long adeptly blended the men's and women's athletic departments into one unified department and established a new administrative structure.

VICE CHANCELLOR & DIRECTOR OF ATHLETICS

Under Long's leadership, the program has fortified its financial standing ensuring more support for the development of student-athletes. According to USA Today, Arkansas is one of only 23 financially self-sustaining Division I-A athletic programs in the nation. As economic indicators were beginning to point toward challenging economic times, Long signed Arkansas to a deal with IMG College to form Razorback Sports Properties that guarantees the Razorback program \$73 million during the course of the decade-long agreement.

Long also negotiated an extensive all sports apparel and footwear agreement with NIKE, Inc. that will outfit all 19 Razorback sports programs through the 2014-15 season. In December 2012, Forbes Magazine estimated the value of the Razorback Football program at \$83 million, ranking the University of Arkansas in the top 10 nationally for the second consecutive year.

In 2010, Long moved to help meet the growing financial needs of fielding a nationally competitive all sports program. The athletic department launched the "Answer the Call" campaign through the Razorback Foundation which resulted in more than 2,600 new members and helped generate more than \$6.5 million in additional support for Razorback student-athletes. In 2012, Long guided the program to a record breaking fundraising year further bolstering Arkansas' financial strength.

With an eye towards the future, Long commissioned a comprehensive plan to assess the future facility needs of the program. Unveiled in October 2011, the Razorback Athletic Facilities Master Plan provided a vision and the road map for \$320 million of facility renovations and additions that will help all 19 Razorback sports remain competitive in the Southeastern Conference and nationally over the next 30 years. The first major project from the master plan, the \$40 million Fred W. Smith Football Center, opened in the summer of 2013. In the summer of 2014, the baseball and track indoor training center was completed. In addition, a Basketball Performance Center and Student-athlete Success Center are currently under construction.

According to a recent economic impact study, Razorback Athletics will have an estimated economic impact of more than \$1 billion in the next five years. The study estimated that Razorback Athletics generates \$153.6 million annually to the region's economy including the benefits of drawing more than a million fans annually to campus to cheer on the Razorbacks. Planned athletic construction during the course of the next five years will generate another \$239.7 million.

A veteran administrator with a track record of the highest commitment to the concept of "student-athlete," Long has had more than two decades experience in athletic administration at the Division I level including at the University of Pittsburgh, University of Oklahoma, University of Michigan, Virginia Tech University, Eastern Kentucky University and Rice University. Long also understands the coach's perspective from time spent in coaching staff positions at Duke University, University of Michigan and North Carolina State University.

His experience as an athletic director and administrator in five of the six Bowl Championship Series conferences - the Big 12, Big Ten, Big East, Atlantic Coast and SEC - gives Long a uniquely informed perspective on intercollegiate athletics.

On the forefront of NCAA governance, Long has served on the NCAA Management Council, the NCAA's Sports Wagering Task Force and as a member of



Jeff and Fanny Long

the Executive Committee of the Division I-A Athletic Directors' Association. Long served on the NCAA Championships/Sports Management Cabinet.

Prior to assuming his current roles at Arkansas, Long served for four years as the athletic director at the University of Pittsburgh. Long redefined Pitt athletics, most notably through the "Quest for Excellence" campaign that raised nearly \$34 million to enhance the student-athlete experience. During his tenure the Panthers' were selected as the No. 17 overall program in the nation in the December 2006 Sports Illustrated on Campus' All-Sport Rankings.

Before arriving at Pitt, Long was senior associate athletic director at Oklahoma for two and a half years overseeing external affairs for the Sooners. In addition, Long was the primary administrator for the Sooners' highly successful football and men's basketball programs, along with sport supervision of baseball, wrestling and both golf teams.

Long's first appointment as a director of athletics was at Eastern Kentucky where he served for two and a half years. Prior to Eastern, Long had a brief stay with Virginia Tech as an associate athletics director.

He began his career in college athletic administration at Michigan, hired by legendary coach and athletics director, the late Bo Schembechler. During his seasons with the Wolverines, Long was promoted through a series of posts to the position of associate athletics director.

A former two-sport athlete at Ohio Wesleyan, Long earned seven varsity letters for the Bishops in football and baseball before completing his degree in economics in 1982. He started his post-graduate career in athletics working on head coach Tom Reed's staff as a graduate assistant football coach at the cradle of coaches, Miami University of Ohio. Long earned his master's in education at Miami in 1983, moving on to football staff positions at Rice, Duke and N.C. State prior to joining Michigan.

An Ohio native from Kettering, Long is married to the former Fanny Gellrich of Ann Arbor, Mich. The Longs have two daughters, Stephanie and Christina.



In Oct. of 2013, Arkansas Vice Chancellor and Director of Athletics Jeff Long was selected as the chair of the 13 person College Football Playoff selection committee. Left to Right (Front Row - Sitting): Lt. Gen. Michael Gould, Pat Haden, Condoleezza Rice, Jeff Long, Mike Tranchese, Tyrone Willingham, Steve Wieberg. Left to Right (Back Row - Standing): Oliver Luck, Barry Alvarez, Archie Manning, Dan Radakovich, Tom Jernstedt, Tom Osborne.

SENIOR ADMINISTRATION

JULIE CROMER

Senior Associate AD for Administration and Sport Programs and Senior Women's Administrator



Julie Cromer joined the University of Arkansas as Senior Associate Athletic Director for Administration and Sports Programs and Senior Women's Administrator (SWA) in May 2014. As a member of the department's senior leadership team, Cromer chairs the sport administrator group responsible for day-to-day administrative support for each of Arkansas' 19 sports. In addition, she oversees and coordinates the Razorback Performance Team, including the strength and conditioning, nutrition, psychology, athletic training and sports medicine programs and she leads strategic planning for the executive staff, while assisting with fundraising efforts. She also serves as liaison to the faculty senate and the faculty athletic committee, and provides strategic direction for departmental initiatives focused on student-athlete welfare, sports performance, gender equity and Title IX compliance.

Cromer joined the University of Arkansas after spending four years at Indiana University and previously working at the NCAA. Cromer is the sport administrator for volleyball, men's and women's cross country, track and field and women's basketball at Arkansas.

As the Executive Associate Athletics Director and SWA at Indiana, Cromer was a member of the department's senior management team providing leadership, consultation and guidance to the intercollegiate athletics division. As SWA, she was the department's liaison to the Big Ten Conference and the NCAA and served on the Big Ten Sports Management Committee and the Big Ten Administrators Council.

In addition, Cromer guided the Department's sports administration efforts, chairing a team of administrators responsible for Indiana University's 24 varsity sports, while most recently serving as the primary sport administrator for the football, volleyball and women's basketball programs. Cromer also previously served as the primary sport administrator for men's soccer, men's and women's track and field, and various other Olympic sport programs. While at Indiana, programs under Cromer's supervision won one NCAA team championship, five NCAA individual championships and two Big Ten team championships and she led coaching transitions that resulted in two sports programs achieving record-setting win-loss totals while making post-season play in fewer than two seasons under new leadership.

Early in her tenure at Indiana, Cromer bolstered athletic compliance operations and guided the institution's efforts to fulfill NCAA probation requirements. In April 2011 Cromer was appointed to direct the Indiana University Athletics Excellence Academy, an innovative and comprehensive student-athlete program designed to identify, assess and ensure progress toward each individual student-athlete's specific personal development and sports performance goals. The Excellence Academy fully integrated the department's student-athlete well-being and development activities, strength and conditioning regimens, sports medicine and athletic training services, sports psychology staff, and the first full-time, in-house sports dietitian in the Big Ten, along with cutting-edge resources from other campus entities.

Actively engaged in intercollegiate athletics nationally, Cromer has served on the NCAA Enforcement Working Group, the 1A Athletic Directors' Association Task Force on Compliance, the Education and Professional Development Committee of the National Association of Collegiate Women Athletics Administrators, and the Board of Directors for

the National Association for Athletics Compliance (NAAC), completing a term as president in 2013-14.

In addition, Cromer currently is a member of the 1A Athletics Directors' Association Fellows Program. She has delivered speeches, instructed seminars and served on expert panels at numerous national conferences and forums, including events hosted by the NCAA, the Knight Commission and various professional organizations. In June 2012 she received NAAC's Frank Kara Leadership Award for her contributions to the field of athletics compliance.

Cromer arrived at Indiana University after a distinguished tenure with the NCAA National Office that began in 1999. As Director of Academic and Membership Affairs, Cromer coordinated the policy and NCAA legislative activities of various governance groups and created partnerships with faculty, coaches and administrative constituent organizations to advance NCAA academic reform, along with other national governance and policy initiatives. For this work Cromer was honored in 2010 by the 1A Faculty Athletics Representatives and in 2007 she received the David Knight Award from the NCAA Faculty Athletics Representatives Association. In addition, she guided all policy development and staff activities supporting the Division I Athletics Certification program and she launched the Facilitating Learning and Achieving Graduation (FLAG) program, which was designed to measure the effectiveness of campus efforts to eliminate barriers to student-athlete graduation.

At the time of her departure from the NCAA, Interim President Jim Iisch said, "During the last decade, academic reform has been a focus of our organization. Julie Cromer has played a major role in that effort. Her commitment to the well-being of student-athletes has been the hallmark of her time at the NCAA. The organization has moved forward because of her integrity and dedication to the principle that student-athletes can be both academically and athletically successful."

Prior to joining the NCAA, Cromer was the Assistant Athletics Director and Senior Woman Administrator at Wright State University, where she was the primary administrator for seven varsity sports while supervising the university's athletics compliance and academic support services units. From 1995-1998 Cromer worked at the Midwestern Collegiate Conference, where she began as an intern and ended her tenure as Assistant Commissioner for Compliance and Championships. Cromer also worked in academic support and compliance at the University of South Alabama.

Cromer received an MPA in policy analysis from the Indiana University School of Public and Environmental Affairs and she is an Honors College graduate of Missouri State University.



JON FAGG

Senior Associate Athletic Director for Administration and Governance

Jon Fagg joined the University of Arkansas in June of 2008. He is a member of the senior management group and assists the Vice Chancellor and Director of Athletics in the daily administration of the department. Fagg

serves as the sport administrator for football and men's basketball. He also has oversight of the university's compliance program and Office of Student-Athlete Success, which encompasses academic support, student-athlete development and career development services for Razorback student-athletes.

Fagg came to Arkansas after spending seven years at North Carolina State. Hired in March 2001, he served four and half years as an assistant athletics director for

compliance before being promoted to associate athletics director for compliance in the fall of 2005. While with the Wolfpack, Fagg's responsibilities included coordinating all aspects of the NCAA compliance program, including rules education for intercollegiate staff and related university personnel, and advisement, education and interpretations regarding NCAA rules and regulations. He also served as sport administrator for the wrestling and women's soccer programs.

Prior to his tenure at North Carolina State, Fagg spent three years as the assistant athletics director for compliance at Fresno State. He also served one year as director of compliance for the Big South Conference. His first athletics administrative experience came at Mars Hill College where he handled compliance duties as well as serving as an assistant coach for the football team for three seasons. His coaching experience also includes a stint as an assistant coach at Davidson from February 1992 to June 1993 and as a GA coach at his alma mater, the University of Arizona, from January 1991 to February 1992.

Fagg and his wife Amanda have three children: Jon Madison and twins, Reed and Ellie.



MATT TRANTHAM

Senior Associate Athletic Director for Internal Operations

Matt Trantham joined the University of Arkansas in 2008 as the senior associate athletic director for internal operations. He oversees all Razorback facilities and events and is the sport administrator for women's

golf.

With this role, Trantham has overseen the Razorback Athletics Facilities Master Plan recently unveiled in October 2011. Additionally he serves as administrative supervisor for the new Fred W. Smith Football Center completed during the Summer of 2013. Additional projects forthcoming as part of the Master Plan will be a Student-Athlete Success Center, a basketball practice facility and a baseball and track indoor training facility with design/construction teams recently approved by the Board of Trustees in Sept. 2012.

He is also facilitating the current Market and Cost Analysis on a future expansion of the North End Zone in Donald W. Reynolds Razorback Stadium. Other projects supervised have been the \$2.5 million renovation of Bud Walton Arena in 2008, the \$1.3 million installation of synthetic playing surface and \$1.2 million installation of ribbon boards at Donald W. Reynolds Razorback stadium in 2009, expansion of Razorback soccer team facilities in 2011 and \$4.6 million installation of new video displays at Donald W. Reynolds Razorback stadium prior to the 2012 season. Prior to joining Arkansas, Trantham began his career with the University of Oklahoma in July 1999 as the promotions director for the athletic department where he worked with all 20 of OU's teams. He was named assistant athletic director for event management in 2004 and was promoted to associate athletic director in 2006.

Prior to joining the Sooners, Trantham spent five seasons in professional sports in Washington, D.C. Trantham earned his bachelor's of science degree in business management from Centenary College in 1990 and a master's degree in sports management from the United States Sports Academy in 1998.

Trantham and wife Kristen are parents of two sons, Will and Davis, and two daughters, Morgan and Paige.

SENIOR ADMINISTRATION

CLAYTON HAMILTON

Senior Associate Athletic Director and
Chief Financial Officer



Clayton Hamilton joined the University of Arkansas in January 2010 and serves in the role of Senior Associate Athletics Director and Chief Financial Officer with oversight of the athletic department's financial affairs, business operations, contracts, human resources, payroll and retail store operations. Hamilton

serves as a member of the department's Executive Staff, Senior Administrative Staff, Sport Administrator Group and Bowl Management Committee. Hamilton added sport administrator duties for men's tennis in 2014.

While at Arkansas, Hamilton has managed the financial affairs and business operations for all of Razorback Athletics, which includes revenues that now approach \$100 million on an annual basis, and which represents one of the few financially self-sustaining athletic programs in all of college athletics. In addition, he has managed the financial planning for the department's facility master plan, which includes \$98 million of projects that have been completed or are currently in progress. Hamilton also serves as an adjunct professor in the university's sports management program.

Prior to joining Arkansas, Hamilton spent three years as Associate Athletics Director for Business for the Colorado Buffalos and six years in various financial management positions for the Florida State Seminoles. Hamilton also has experience working in professional sports with both the Dallas Cowboys and Cleveland Cavaliers, and in corporate finance with the former Little Rock-based ALLTEL Corporation.

He is an active member of the College Athletic Business Management Association, having served most recently as president in 2009, and has served on various NCAA strategic task forces. He is also a past recipient of the College Athletic Business Manager of the Year Award, and was recognized within the State of Arkansas in 2011 as one of Northwest Arkansas' Top Forty Under 40. Hamilton also serves on the Board of Directors for the Walton Arts Center Foundation.

A native of Little Rock, Ark., Hamilton graduated from the University of Arkansas in 1994 with a bachelor's degree in accounting. He obtained a master's degree in sports management from the United States Sports Academy in 1997 and his CPA certification from the State of Arkansas in 1998.

Hamilton and his wife Stephanie have two daughters, Lauren and Caylee.

MICHAEL WADDELL

Senior Associate Athletic Director for External
Operations and Strategic Communications



Michael Waddell joined the Razorback Athletics Department in June 2013 as the Senior Associate Director of Athletics for External Operations & Strategic Communications.

As a member of the Razorback's senior leadership team Waddell oversees the department's revenue generation centers, including ticketing & licensing, and is the liaison with ESPN and the SEC Network, leading the program's strategic engagement with the new television channel. Waddell is also the day to day contact with IMG/Razorback Sports Properties and IMG/Learfield Ticket Solutions, along with new digital partner Silver Chalice/SportsLabs. Waddell also serves as the sport administrator for women's tennis.

Prior to coming to Arkansas, Waddell served as the Director of Athletics at Towson University where he was the lead administrator for the Colonial Athletic Association (CAA) program. During his tenure at Towson Waddell developed the program creed of "EXPECT SUCCESS," that quickly helped re-shape the department as one of the premier mid-major departments in the country. New head coaches were hired in men's & women's basketball, men's lacrosse, volleyball and field hockey, and the school went from a single CAA Championship in 2010-11 to a school record seven CAA Championships in 2012-13. The 2012-13 TU men's basketball team capped off a dramatic reformation, going from 1-31 in 2011-12 to 18-13 the following year, which resulted in the biggest one-year turnaround in the history of college basketball. More importantly, the men's basketball program was recognized for its performance in the classroom, where a total restructuring of the Tigers Academic Achievement area held drive a perfect 1,000 APR score for men's hoops for 2012-13, up from an 873 which was inherited upon arrival three years prior. Overall, over 131 student-athletes achieved a 3.5 GPA while Tiger student-athletes & staff engaged the Greater Baltimore Area with more than 10,000 hours of service. Waddell positioned Towson as one of the country's most aggressive programs in the corporate landscape, negotiating the multimedia rights deal with CBS Collegiate Sports Properties, a new footwear and apparel agreement with Under Armour, and the naming rights agreement for the newly constructed SECU Arena, which is the largest corporate gift in University history. The 2011-12 and 2012-13 athletics fundraising totals were also the highest in Towson University Athletics history.

Prior to being named the athletics director at Towson, Waddell spent five years as a Senior Associate Athletics Director for External Relations at the University of Cincinnati. At Cincinnati, Waddell's primary responsibility was to oversee the revenue generating areas that included marketing/fan development, ticket sales/customer service, communications, game day operations, and information technology. He coordinated all of the Bearcats' football bowl planning, including back-to-back BCS Bowl Appearances in 2009 (FedEx Orange Bowl) and 2010 (Allstate Sugar Bowl).

Prior to his Cincinnati assignment, Waddell served as the Associate Athletics Director for External Relations and later Interim Director of Athletics at the University of Akron where sports marketing revenues increased more

than five-fold during his tenure through the creation of the "Team Akron" corporate patron program.

Before joining the Akron staff, Waddell served as the director of marketing and broadcasting at the United States Military Academy at West Point where he was responsible for the development of all athletics corporate partnerships, marketing, promotions and multimedia development. He created the Army Sports Radio Network, securing WABC-770 AM in New York City as the flagship station and served as the "Voice of the Black Knights Basketball".

From 1997-2000 Waddell, a North Carolina native, was the Director of Athletics External Operations at Appalachian State University. His tenure was marked by the signing of 100,000-watt radio station WKBC-FM as the flagship outlet for Mountaineer football and basketball. His 1999 football marketing theme "Rock Solid" spawned Kidd Brewer Stadium's nickname "The Rock" that has been adopted as part of ASU tradition.

Waddell received his B.S. degree in Sport Management from Guilford College in 1991, where he was also a two-time letterwinner in football. He earned his M.S. degree in Sport Administration from the prestigious Ohio University graduate program.

Waddell began his career in athletics in broadcasting at the University of North Carolina at Chapel Hill and the University of Virginia, where he was also the Director of Sports Marketing for Charlottesville Broadcasting Corporation. He is an active member of the NACDA and is a founding member of the Cincinnati Sports Professionals Network.

Waddell and his wife, Heidi, have two children; Drew and Caroline.

SENIOR ADMINISTRATION



Byron Hatch
Associate AD for Business

Byron Hatch joined the Razorback Athletics Department in July 2012 as the Associate Athletic Director for Business after seven years at the NCAA. His areas of responsibility include contract administration and oversight of procurement, travel, equipment and camp operations. Hatch added sport administration duties in the summer of 2014 working with football, men's basketball and women's basketball.

Hatch, a native of Humphrey, Ark., earned his undergraduate degree in accounting from the University of Central Arkansas (UCA) and a law degree from the University of Arkansas at Little Rock (UALR). As the NCAA's associate director of the Division I men's basketball championship (2007-11) and then the director of championships and alliances (2011-12), Hatch served as a liaison to the Division I men's basketball committee and championship hosts assisting with the planning and conducting of the NCAA Division I Men's Basketball Tournament. Hatch was responsible for the financial administration of the championship and helped oversee the site selection process. He also was responsible for the supervision of NCAA officiating responsibilities for the championship, including serving as the liaison to the National Coordinator of Men's Basketball Officiating. Hatch also worked with the NCAA Corporate and Broadcast Alliances staff to coordinate NCAA corporate champions' and partners' exposure and marketing opportunities throughout the championship.

Prior to his work in the championships and alliances division, Hatch worked in the NCAA's Department of Academic and Membership Affairs as a coordinator (2005), assistant director (2005-07) and associate director (2007). Hatch and his wife Marla have two daughters, McKinley and Brooklyn.



Elvis Moya
Associate AD for Marketing and Fan Development

Elvis Moya, a collegiate sports marketer with over a decade of experience, joined Arkansas in the spring of 2014 as Associate Athletic Director for Marketing and Fan Development. Moya had spent the previous eight and a half years at Texas Tech University where he most recently held the role of

Director of Marketing and Fan Promotions.

Moya served as the Director of Promotions and Fan Engagement at Texas Tech overseeing the marketing and promotions plans for 17 intercollegiate sports. Moya managed the game day and fan experiences for football, men's basketball and women's basketball. He also served as the department's liaison to the band, spirit squads, mascots, student government, student organizations, Greek life and the local Chamber of Commerce. In 2013, under Moya's direction, Texas Tech set a new student attendance season record for Texas Tech Football with a record of 11,933 and individual football game record with 16,092 students.

From 2006-09, Moya served as the director of basketball marketing and promotions for the women's basketball program coordinating all marketing, promotions, advertising, corporate sponsorships for the program, while coordinating the overall game day experience.

In addition to his experience and advancement at Texas Tech, Moya served as the Assistant Director of Marketing and Promotions for Texas Tech Athletics from 2009-12 overseeing the marketing and promotions plans for Red Raider Volleyball, Softball and Tennis programs. In 2009, Texas Tech was presented the silver award winner at the 18th Annual NACMA Convention in recognition of outstanding achievement for the Best Student Promotion. The 'Get Into Win' promotion awarded one student with free tuition for year based on a drawing from those who attended ten basketball games or more.

Moya returned to Lubbock after a successful two and a half year stint as the spirit coordinator and head cheer and mascot coach at Purdue University in West Lafayette, Ind. At Purdue, he served as the liaison between intercollegiate athletics and the university bands.

Moya is a 2003 graduate of Texas Tech with a bachelor's degree in political science and a minor in mass communications. While at Tech, Moya worked in the Intercollegiate Athletics external operations and marketing department as a student and was also a cheerleader for the Red Raiders.

In May 2013, he was selected as a recipient of the Young Professionals of Greater Lubbock and Lubbock Chamber of Commerce 20 Under 40 Award winners. The '20 Under 40' award recognizes the top 20 best and brightest young professionals in the Lubbock Community.



Chris Pohl
Associate AD for Event Management and Sports Administration

A former championships director for the NCAA, Chris Pohl joined Arkansas in 2002 to manage marketing and promotion for the women's sports after 11 years at the NCAA. Pohl moved into event management in 2008 and oversees the event management department

which coordinates all Guest Services and Special Events as well as all home and postseason events for the Razorbacks. In 2012, Pohl assumed sport administrator duties for soccer and added gymnastics and softball oversight in 2014. Her primary sport event management responsibilities include football, men's basketball, soccer and swimming and diving. Pohl and her staff prepare and monitor budgets for events, work with service departments including facilities, custodial services and grounds, handle game management responsibilities for all on-campus athletic events; ensuring all aspects of the facilities are ready for competition and spectator hosting, coordinate fan services for game and event management including marketing and promotions, parking services, public safety, law enforcement, life safety/emergency responders, merchandising, concessions, and other aspects of creating a first class spectator experience.

A 1981 graduate of Central Michigan and basketball letterwinner, she earned her master's in 1984 from Penn State.



Tracey Mays Stehlik
Associate AD for Compliance

Entering her 30th year with the University of Arkansas, Tracey Mays Stehlik serves as the Associate Athletic Director for Compliance for Razorback Athletics. In addition, she is a member of the sport administrator's group, overseeing swimming and diving.

Stehlik began her career as an assistant women's basketball coach with the Razorbacks and was a part of the staff that won the only women's hoops conference championships at Arkansas. As an assistant coach, she recruited some of the greatest players in UA history, including former All-American Delmonica DeHorney, and helped lead Arkansas to back-to-back Southwest Conference titles.

She left the court and moved into athletic administration in 1995 and was promoted to associate athletic director for compliance in 1997. Stehlik's duties included the oversight of compliance, eligibility, academics and event management for the then-separate women's athletics department. Among her numerous areas of responsibility, Stehlik has served as the meet director for several SEC and NCAA events, including the NCAA Indoor Championships from 2003 to 2008, and the 2009 NCAA Gymnastics Regional meet. Stehlik moved into her current

role when the Razorback Athletic Departments unified in 2008. As the associate athletic director for compliance, Stehlik is responsible for the oversight of all areas of compliance including eligibility, financial aid and the student-athlete opportunity fund. She oversees the day-to-day office operations and its staff and has been a leader in the on-going compliance educational efforts for the department.

A 1982 graduate of Alabama-Birmingham with a degree in communications, Stehlik has the distinction of scoring the first point in UAB women's basketball history as a member of the first Blazer team. She earned her master's degree in athletic administration at the University of Kansas where she served as a graduate assistant basketball coach from 1983 to 1985.

Stehlik and her husband Wayne have two daughters, Mollie and Maggie, who both attend the University of Arkansas. Wayne is the director of athletics for the Springdale (Ark.) public schools.



Kevin Trainor
Associate AD for Public Relations

In his 20th year at Arkansas, Kevin Trainor is in his seventh year as associate athletic director and his fifth as the head of the department's Public Relations department after being promoted from his previous role in media relations.

Trainor coordinates the department's executive and crisis management communications and works as a department liaison with the Razorback Foundation, University Relations, the National Football Foundation and other organizations. He is the executive editor of the Razorback Athletics Annual Report and Inside Razorback Athletics. He is also in his fifth year as the sports administrator for baseball.

Trainor was a nearly 20-year veteran in the media relations office before assuming his current role including 10 years as the sports information director and Associate Athletic Director for Sports Information overseeing publicity for all 19 Razorback sport programs including football.

During his tenure in that position, Arkansas boasted nine All-Americans, including 2006 and 2007 Doak Walker Award winner and Heisman Trophy runner-up Darren McFadden, 2007 Rimington Trophy winner Jonathan Luigs and 2003 Outland Trophy and Lombardi Award finalist Shawn Andrews.

As associate SID, Trainor worked closely with football and served as the primary contact for the 2000 SEC Tournament champion Arkansas basketball squad. He also served as the color analyst on the Razorback Baseball Radio Network for five years.

A university graduate in journalism in 1994, he earned his master's at Arkansas in 2005. He is a member of the College Sports Information Directors of America (CoSIDA), the Football Writers Association of America (FWAA) and the U.S. Basketball Writers Association of America (USBWAA). Trainor is also a member of the Public Relations Society of America (PRSA) and is on the board of directors of the Arkansas Sports Hall of Fame.

In 2013, he was honored nationally by PR Daily for "Best in Crisis Management." He has also been recognized by the Northwest Arkansas chapter of PRSA for the Razorback Athletics Annual Report.

Trainor is an adjunct professor in Sports Public Relations in the university's College of Education and Health Professions. He has also been selected to serve as the press conference moderator at several major events including the past five SEC Football Media Days, the SEC Football Championship Game and the SEC Women's Basketball Tournament.

Trainor and his wife, the former Ruth Whitehead, are the parents of two daughters, Emma and Ellie. His brother, Kendall, was a consensus first-team All-American at placekicker for the Razorback football team and a three-time letterman for the Razorback baseball team.

SENIOR ADMINISTRATION



Eric A. Wood
Associate AD for
Student-Athlete Services

Eric Wood joined the Razorbacks as an Assistant Athletic Director for Student-Athlete Development in November 2009. He was responsible for the life skills and career development programs that contributed to the personal growth and character development of Razorback student-athletes.

Wood, a member of the athletics department senior staff, was promoted to Associate Athletic Director for Student-Athlete Services July 2011 and currently serves on the departments Executive Staff overseeing the Office of Student-Athlete Success (OSAS). Wood added sports administrator duties for men's golf in 2014.

Wood has provided leadership the last three years for the OSAS team helping Arkansas to a strong showing in the classroom in 2013-14. The Razorbacks completed their ninth consecutive semester with an average GPA of 3.0 or higher, a record setting 3.18 average cumulative GPA for all 460 student-athletes and a record number of graduates in an academic year (112) since the department merged in 2007. He oversees an OSAS staff that includes eight academic counselors, three learning specialists, three student-athlete development staff members and 11 graduate assistants. He provided oversight for the Razorback Leadership Academy, the Career Development Program, the Athletic Directors Council on Diversity and a newly created Office of Student-Athlete Scholarship and Awards. In addition, Woods' responsibilities include housing, student conduct, student-athlete appearance requests and drug testing administration.

Prior to joining the Razorbacks, Wood was the Director of Student-Athlete Programs and Compliance with the Atlantic Coast Conference. Wood spent a little more than one year at Wake Forest University as the Assistant Director of Compliance and at the University of New Haven as the Assistant Athletic Director for Compliance and Student Development. Prior to New Haven, he was selected as one of 12 interns nationally for the NCAA's internship program with the Governance Group immediately following two years as a graduate assistant with Compliance Services in the Clemson University Athletics Department.

A 2009 graduate of the NCAA's Leadership Institute for Ethnic Minority Males and Females, Wood served as a facilitator for three national and two regional NCAA leadership conferences, chair of the NCAA Student Athlete Affairs Group, a member of the Division I-A Athletic Director's Student Task Force and most recently as a member of the Minority Opportunities Athletic Association (MOAA) Awards Committee. Wood is a 1998 graduate of Sacred Heart University in Fairfield, Conn., earning his degree in psychology. He was a three-year starter at cornerback for the Pioneer football team earning the Medal of Merit, the athletic department's highest honor, as the student-athlete of the year his senior year. Wood completed his master's degree in counseling and guidance services at Clemson University in May 2000 and is currently working on his Doctorate in Recreation and Sport Management at the University of Arkansas in the College of Education and Health Professions.

Wood and his wife Celia have two daughters, Eliana and Nia, and expecting their third in September.



Zack Higbee
Assistant AD for
Communications

Zack Higbee is in his sixth year at the University of Arkansas. Higbee joined the Razorback staff in January of 2009 as Associate Director of Media Relations. In August of 2010, he was promoted to Director of Football Media Relations and he was elevated again to his current position in February of 2013.

Higbee's role includes communications office oversight and he oversees communications operations for the Razorback football program as well as serving as the primary media contact for the athletic department. He serves as a member of the athletic department senior staff and has revamped the Communications office structure and shifted the mindset to a proactive, innovative and strategic approach.

In his media relations career, Higbee successfully promoted Tim Tebow who was the first underclassman ever to win the Heisman Trophy as well as winners of the Maxwell Award (2007 and 2008), Sullivan Award (2007), Davey O'Brien Award (2007), ESPY for Best Male College Athlete (2007 and 2008), Manning Award (2008), Disney Spirit Award (2008 and 2010), Mackey Award (2010) and the inaugural Johnny Rodgers Award (2011). He has also been one of the primary contacts for football teams that have appeared in three BCS games including the 2007 and 2009 BCS National Championship Games and the 2011 Sugar Bowl.

Higbee joined the Razorbacks after working the previous six and a half years as one of the primary football contacts at the University of Florida. While at Florida, Higbee coordinated the football game-day operations for the media relations office. His duties included press box set up, supervising gameday staff, production of notes packages and post-game press conference management.

Prior to working with the Gators, Higbee served as the assistant director of athletic communications at Connecticut. While with the Huskies, he was the second media contact for the 2002 Big East regular season and tournament champion men's basketball team as well as for football.

Higbee interned with the Huskies and had a brief stint in the Razorback media relations office after his graduation from Oklahoma in 2000 with a degree in communications. At OU, Higbee was also active in the sports information office as a student assistant.

Higbee is married to the former Jodi Smith and the two have one daughter, McKenna.



Justin Maland
Associate AD for Facilities

Justin Maland joined the Razorbacks in 1999, moving into the assistant athletic director position in 2006, and the associate athletic director position in 2014. His areas of responsibility include oversight of all Razorback athletic facilities, including budgeting, game day operations, scheduling, upkeep, maintenance, long-range planning, daily facility operations, contracting services with outside vendors and coordination of special events.

Maland supervises a staff whose responsibilities include housekeeping, buildings, grounds and other service areas and oversees external events and facility operations.

As Arkansas Athletics continues its growth and development, so to do Maland's duties. He recently worked on the construction oversight of the Fred W. Smith Football Center completed in the late summer 2013, and the baseball and track indoor practice facility completed in 2014. In addition, Maland is overseeing the construction outlined in the Razorbacks Athletics Department's Master Plan including Student-Athlete Success Center and the basketball performance center. Maland has been instrumental in the design and construction of the new Communications Center allowing the Razorbacks to be on the cutting edge of technology when the SEC Network launches in the fall of 2014. This includes the Communications Center offices, studio, all fiber and connectivity.

The Harrison, Ark., native and former college student-athlete provides management services in all athletic facility renovation projects and construction management of all new projects including the state-of-the-art Fred W. Smith Football Center, part of the Athletic Department's Master Plan.

Maland is a 1999 graduate of Hendrix College and earned his master's degree in sports management at Arkansas in 2001.

Maland is married to the former Sarah Parnell of Booneville and they have three children, Macy, Jack and Addy.



Mark Scobey
Assistant AD for Ticket
Operations

Charged with the supervision of ticket operations for all University of Arkansas Athletic department-related sporting events, Mark Scobey is in his 37th season with the Razorbacks. He was promoted to Assistant AD for Ticket Operations in August 2012.

During his tenure at the University of Arkansas, Scobey has assisted with ticket sales for a wide assortment of events on the Fayetteville campus, including SEC and NCAA championship events in baseball, softball, gymnastics, tennis and track. He has also been affiliated with 20 postseason football bowl games, the 1995, 2002 and 2006 SEC football championship games, and 24 postseason basketball tournament teams, including the 1978, 1990, 1994 and 1995 Final Four clubs.

In December 2011, Scobey began the transition with Paciolan Systems, Inc., to help implement Razorback E-Tickets, a new digital ticketing system for athletic events. The user friendly system allows fans to print their tickets at home and transfer their tickets to a friend when they cannot attend an event. The system is being used again this year for baseball at Baum Stadium, football at Donald W. Reynolds Razorback Stadium and basketball at Bud Walton Arena. The addition of on-line ticket sales is now 65 percent of ticket volume.

Scobey joined the UA athletic staff in 1977 as an assistant athletic ticket manager and became ticket manager in 1983. A native of Warren, Ark., Scobey lives in historic Eureka Springs.

FOOTBALL SUPPORT STAFF



MATT SUMMERS

Director of Athletic Training

Matt Summers joined the Razorbacks in 2009 and was promoted to Director of Athletic Training for the Arkansas Athletics Department in 2013.

In his role, Summers oversees all of Arkansas' athletic training department, leading the staff of full-time, graduate assistant and student athletic trainers. He also is in charge of developing and implementing health care policies and procedures for student-athletes, coordinating contractual agreements with health care providers that make up the Sports Medicine Team and managing the athletic training budget.

Summers also continues his duties with the football program. Along with the collaboration of team physicians, he is responsible for directly overseeing the health care of football student-athletes. He also develops, designs and implements strategies to prevent, treat and rehabilitate athletic and non-athletic related injuries.

Before coming to Arkansas, Summers spent the 2008-09 year as senior athletic trainer at the University of Kentucky. He was the director of rehabilitation, generated daily injury reports for coaches, supervised graduate assistants and students, was responsible for the budget and supplies and maintained injury records.

During the 2006 and 2007 football seasons, he was assistant athletic trainer for the NFL's San Diego Chargers. He conducted and monitored the rehabilitation program, monitored the field and communicated with the coaching staff during practices, managed inventory and budgeting and

was responsible for the interviewing and hiring of summer students and seasonal interns. Following the 2007 season, Summers was a member of the 2008 AFC Pro Bowl Athletic Training staff.

He worked at the University of Louisville from 2003-06. Summers was a graduate assistant from May 2003 through June 2005 and assistant athletic trainer from 2005 until going to San Diego in 2006.

With the Cardinals, he assisted the head athletic trainer with the prevention, assessment and care of athletic injuries related to football, designed and implemented rehabilitation protocols and recruited and supervised graduate assistants and students. As a graduate assistant, his responsibilities included assisting in the design, implementation and documentation of rehabilitation protocols and supervising the student staff.

Summers began his career as a student athletic trainer at the University of Kentucky, where he worked with the football, men's basketball and men's tennis teams. He earned his bachelor's degree in education majoring in kinesiology from Kentucky in 2002 and his master's degree in health and wellness from Louisville in 2005. After graduating from Kentucky, he interned with the Chargers during the 2002 NFL season.

Summers is married to the former Kim Ahr and the couple has a son, Jonathan, and a daughter, Ashlyn.



ADAM BARTA

Graduate Assistant
Athletic Training



HEATH FORGE

Graduate Assistant
Athletic Training



CHRIS HAULER

Assistant Athletic Trainer



CHRIS LITT

Assistant Athletic Trainer

FOOTBALL SUPPORT STAFF



RAGEAN HILL

Director of Academics for Football

Ragean Hill joined the Razorbacks in May of 2013 and serves as the Director of Academics for Football.

Hill came to Fayetteville, Ark. after spending more than six and a half years at Kansas State as the Assistant Director of Student Support Programs for Intercollegiate Athletics. Hill was also the Program Director for Football Academic Services while at Kansas State.

With the Wildcats, Hill supervised all academic counselors, monitored student athlete eligibility, and mentored student athletes. She also was responsible for the coordination and training of football academic services.

A graduate of Kansas State in 2002, Hill also received a master's degree from Kansas State in 2004. After working as a graduate assistant academic counselor at Kansas State, Hill joined the University of Nebraska as an academic counselor and coordinator of multicultural programs. She spent two years at Nebraska before taking a position at the University of Wisconsin as an Academic Advisor and the Director of Diversity and Inclusion.



KATIE RAINES

Dietitian

Katie Raines, a registered dietitian, joined the Razorbacks in August of 2012 as a graduate assistant.

Raines is pursuing her doctorate degree in recreation and sport management from the University of Arkansas. She anticipates graduation in the fall of 2015.

As a member of the athletic department staff, Raines is responsible for counseling student-athletes from all 19 Razorback sports programs on optimal nutrition for training and competition. She provides personalized meal and snack plans to promote achieving short- and long-term goals for athletic performance, recommends appropriate pre-, during, and post-event fueling tactics, and counsels student-athletes on achieving and maintaining a level of body mass, body fat, and muscle mass that is consistent with good health and optimal performance.

Additionally, she is the athletic department's NCAA designee for nutritional supplements used by Razorback student-athletes.

Prior to working with the Razorbacks, Raines was a registered dietitian at Northwest Medical Center in Bentonville, Ark.

Raines received her bachelor of science in food, human nutrition, and hospitality with an emphasis in dietetics in 2008 and her master of science in kinesiology with an emphasis in Exercise Science in 2010 from the University of Arkansas. She completed her dietetic internship at UAMS/CAVHS in Little Rock, Ark.



DAVID BEALL

Assistant Communications Director



BRETT BRECHEISEN

Assistant Communications Director



J.L. JENNINGS

Academic Counselor



CHRIS JOHNSON

Assistant Director of Academics



PHIL LEWIS

Nutritionist



DANIEL REEVES

Assistant Equipment Manager



JOE SPIEGELHOFF

Graduate Assistant Equipment



JASON SURIEL

Graduate Assistant Academics - Football



JEFF WOODS

Graduate Assistant Academics - Football

RAZORBACK FOUNDATION



ABOUT THE FOUNDATION

As the primary fund raising organization for Arkansas Athletics, the mission of the Razorback Foundation Inc. is to support the athletic endeavors of the University of Arkansas. The Foundation assists our student-athletes by providing financial support for scholarships, facilities and various programs that enable them to realize their dreams of achieving a quality college education while participating in athletics on a nationally competitive level.

WHY WE NEED YOUR HELP

Through contributions from our members, who understand the need and cost of maintaining a premier athletic program, we are able to provide scholarship support, funding for facility enhancements and financial assistance to other programs designed to elevate student-athletes and Arkansas Athletics.

Being an active member of the Razorback Foundation is not only an investment in the athletic program and the University of Arkansas, it also unlocks many special benefits to you. Those include priority access to season tickets and parking for athletic events, priority points, membership thank you packet, invitations to exclusive member-only events plus more!

JOIN TODAY!

There is no better way to support Razorback Athletics than to contribute to the Razorback Foundation Annual Fund. Your gift, no matter the size, will significantly impact the lives of more than 460 student-athletes.

Several membership levels are available and you may designate your gift(s) to football, men's basketball, baseball, men's Olympic sports and/or women's sports. Gifts may be made outright or via automatic payment plans. The Foundation also offers a Collegiate Membership for current University of Arkansas students as well as a Young Alumni Program for recent graduates.

For more information about membership levels, benefits and other giving opportunities, please contact us at 877-436-0013 or gohogs@razorbackfoundation.com. More information may be found at razorbackfoundation.com.



[Facebook.com/razorbackfoundation](https://www.facebook.com/razorbackfoundation)



[Twitter.com/razorfoundation](https://twitter.com/razorfoundation)



[RazorbackFoundation](https://www.instagram.com/RazorbackFoundation)



SEAN ROCHELLE
Executive Director



BILLYE HAWKINS-VETETO
Chief Financial Officer



JOHN MATSKO
Senior Associate Director



NORM DeBRIYN
Associate Director



MARVIN CASTON
Associate Director



JOHN GOURLAY
Assistant Director



ELIZABETH SULLIVAN
Assistant Director



DEAN WEBER
Assistant Director



CHARLOTTE FAUCETTE
Member Relations



JACKIE ROLLINS
Member Relations



DEBBIE SCOGGIN
Member Relations



JULIA WOODS
Member Relations



CASSY FRITZ
Member Relations



HUNTER SAGELY
Special Initiatives
Coordinator



HAROLD HORTON
Executive Director
Emeritus

RAZORBACK FOUNDATION

Thanks to the generosity of our members, the Razorback Foundation has experienced tremendous growth over the past several years. The contributions from each Foundation member demonstrates a commitment to excellence and helps provide the best possible resources to student-athletes. This type of support also helps attract top student-athletes, coaches and thousands of dedicated fans.

The continued support of our members enables the Razorbacks to continually compete in the Southeastern Conference and on a national level. The Razorbacks are truly fortunate to have loyal, passionate fans to support our athletic programs and our student-athletes.



RAZORBACK FOUNDATION, BY THE NUMBERS

(SINCE JULY 1, 2013):

40 - Razorback Club events

111 - Community events attended by Foundation staff

403 - New Razorback Foundation members

1,565 - Number of current Foundation members who increased their giving

2,250 - Collegiate Members (current University of Arkansas students)

5,000 - Football seat selection appointment times requested

15,000 - Points of contacts made by Foundation Staff (phone, emails, face-to-face, letters, etc.)

18,000 - Followers and likes on Twitter and Facebook

41,000 - Total miles traveled by Foundation staff in support of Razorback Athletics

3,466,788 - Total Priority Points accumulated by all current members

\$20,000,000+ - Annual Fund dollars contributed by Foundation members for the third consecutive year



RAZORBACK CLUBS



Twenty-three Razorback Clubs uphold the mission of the Razorback Foundation. These non-profit clubs hold regular meetings that feature University of Arkansas coaches and administrators, host fundraisers to support the Foundation and foster camaraderie among the Razorback Nation.

The Razorback Foundation appreciates the contributions of those who serve in volunteer leadership positions for each club. The Presidents and their boards, along with all volunteers, allow us to connect in a meaningful manner with those who love the Razorbacks and support the Razorback Foundation in a variety ways. Contact information for all Razorback Clubs listed below may be found at razorbackfoundation.com.


Baxter County Razorback Club

President: Layton Lee

East Central Arkansas Razorback Club

President: Austin Easley

George Billingsley NW Arkansas Razorback Club

President: Steve Jacoby

Fort Smith QB Razorback Club

President: Gerald Skinner

Greater Dallas Razorback Club

President: Wendy Kimbrough

Greater Tulsa Razorback Club

President: Brett Bingham

Greers Ferry Lake Area Razorback Club

President: Ricky Davis

Harrison Area Razorback Club

President: Chris McNew

Hot Springs Village Razorback Club

President: Jim Webb

Little Rock Razorback Club

President: Richard Hamilton

Memphis-East Arkansas Razorback Club

President: James Bell

Mississippi County Razorback Club

President: Ray Benson

North Louisiana Razorback Club

President: Mark Gilliam

Northeast Arkansas Razorback Club

President: John Roleson

Petit Jean Razorback Club

President: Mike Fleeman

Pine Bluff Razorback Club

President: Mark Maxwell

Roy L. Murphy Razorback Club

President: Forrest Spicher

Texarkana Area Razorback Club

President: Allen Brown

The Delta Razorback Club

President: Ted Thompson

Saline County Razorback Club

President: Dan Yoakum

Stone County Razorback Club

President: John Dan Kemp

Claude Smithey Razorback Club

President: Philip R. Williams

White River Razorback Club

President: Phil Brissey

A CLUB

The mission of the A Club is to create and foster enduring relationships with former Razorback student-athletes in all sports to facilitate a continued connection with Razorback Athletics and the University of Arkansas. By cultivating a strong, active and diversified membership, the A Club will pursue its core purpose of making a significant difference in the lives of current and former student-athletes while strengthening the Razorback spirit and further bolstering the tradition of Razorback Athletics.



The A Club appreciates and thanks all current members for their support, especially the former student-athletes below who have gone above and beyond in their support of the A Club with lifetime memberships.

Gary C. Adams
Tim Adams
Fred Akers
Joe Paul Alberty
Randy Alexander
Lance Alworth
Terry Arenz
William (Bill) E. Atkinson
Steve Atwater
Tommy Bach
Ron Barber
James D. Barnes
Richard Bell
Mike Bender
A.A. "Archie" Bennett
Steve Benoit
George J. Bequette
Chris Bequette
Martine Bercher
Ben Berry
Charles Berry
Joe T. Black
John N. Boozman
Mike Boschetti
Bill Bracey, Jr.
Carl Bradford
Eddie Bradford
Michael Bradford
Jesse Branch
Job Branch
Mike Brand
Rodger Brand
Jason Brandt
Tommy M. Brasher
Larry Brown
Russell Brown
Frank Broyles
Wes Bryant
Scott Bull
Dick Bumpas
Tommy Burnett
Bill Busby
Bo Busby
Steve Butler
Sam Butz
R. Patrick Cameron
David Carder
Bill Carter
Marvin Caston
Jim Cauthron
Steve Chastain
Tom Cheyne
Don E. Christian
Zak Clark
Bill Clay

Michael R. Clayton
Russ Cody
Mike Cooney
Delano Cotton
Ben Cowins
Stephen Cox
Danny Crawford
Bobby Crockett
Oren Culpepper
Dick Cunningham
Bryan J. "B.J." Curtis
Charles E. Daniel
Jon Dermott
Robert Dew
Tommy Dew
David Dickey
Lynn Dickey
Tom Dixon
Tommy Donoho
Bill Douglass
Lamar Drummonds
Sean Dunagin
William Robert Duncan
Dennis Dunkelgod
George Edwards
John Eichler
Marlin Epp
Jeff Estes
Hoover Evans
Fred Farrell
Robert Farrell
John Ferguson
Bobby Field
James Finch
Frank Fischel
Tom Floyd
John Fong
Alvin Ford, Jr.
Jerry J. Ford
Jim Foreman
Ike Forte
Thomas D. Fowler
Keith French
Bill D. Fuller
Lynn Garner
Grant Garrett
Jim Gaston
William Gaston
Danny Geoghagan
Louis H. George
Jeff Germany
Lawrence Gibson
Gary W. Gilbert
Bobby E. Gilliam
Pat Girard
Brett Goode
Nathan Gordon
Jerry L. Green
Lynn Greenwell
Gordon Guest

Charles E. Hallum
Glenn Halstead
Preston Hamilton
Ken Hamlin
Ronnie Hammers
Bob Hanes
Roger Harnish
David Harper
Gary Harrell
Mike Harris
Muskie Harris
Dick Hatfield
Ken Hatfield
Michael S. Hazlewood
Steve Hedgepeth
Stephen A. Heim
Mike C. Hendren
Clifford J. Henry
Chuck Herman
Sam Hilburn
Glenn Ray Hines
Steve Hockersmith
David Hogue
Jim Hollander
Corky Holthoff
Tom Hopper
Don Horton
Harold Horton
Gary Howard
Jim Howard
Webb Hubbell
Stephen Hudson
Alvin "Bo" Huffman, III
Jackie Hunt
William B. Hunter
Clark Irwin
John Irwin
Terry Irwin
Dennis James
Charles Jinks
Lee Johnson
Jerry Jones
Matt Jones
Stephen Jones
Steve Jones
George Jordan, Jr.
Jim Jordan
Owen Lincoln Kelly
Mike Kelson
William H. Kennedy III
Kenoy Kennedy
Morgan Keyes
Art Kimbrough
Trent Knapp
James Kolb
Billy Kyser
Jerry Don Lamb
David Lashley
J.N. Lawhon
M.H. Levine

Robert Lewis
Jim Lindsey
Lyndy Lindsey
Jerry Lineberger
Phil Lineberger
Jack London
Francis J. Long
Jim Long
Glenn Lowe
Jamie Lueders
Jonathan Luigs
Billy Luplow
John T. Majors
Fred Marshall
Herbert Ray Martin
Ty Mason
Walter Mathews
Travis Mauldin
Bill May
Pat May
Geno Mazzanti, Jr.
Jerry Mazzanti
Paul Mazzanti
Russell McAlister
Bill McClard
Terry L. McFarland
George F. McKinney
J.W. McLendon
George E. McLeod
Allen Meacham
Freddy Melder
Bill Michael
Charles Milam
Mark S. Miller
Jim Minor
Marty Mitcham
James Monroe
Bill Montgomery
Billy Moody
Jerry Moore
Jim Mooty
Matt Morrison
Pat Morrison
David G. Morrow
Jim Mullins
Louis Nalley, Jr.
Leslie Nations
James E. Necessary
Norman Nero
Gerald Nesbitt
Bill Newton
Bobby Nichols
John Nix
Gordon Norwood
Houston Nutt
Kelvin O'Brien
Rogers Overbey
Bobby Owens
Mike Parker
Mike Parmer

Allan Parse
Gary Parson
Max Peacock
Pat Perry
Stuart Perry
Larkus Pesnell
Lloyd Phillips
Terry Don Phillips
Joyce Pipkin
Tommy Polk
Ike Poole
Cliff Powell, Jr.
Jim Price
Ross Pritchard
Bobby Proctor
Grant Pruitt
Dean Pryor
James Pullen
Sterling Paul Ramey
Tom Reed
John Rees
William Reid
Jerry Reith
Mike Reppond
Ron Revard
Donald Richardson
Ernie Richardson
Don Riederer
Gary Robinson
Gene Roebuck
Bobby Roper
Eck Rowland
Gus Rusher
John R. Rutledge, Jr.
Thomas J. Rystrom
Dennis Sadler
Floyd E. Sagely
Mike Saint
Kevin Scanlon
Fred Schaeffer
Louie Schaufele
Mike Schaufele
Doug Scheel
John Shaddox
Michael Shepherd
Travis Simpson
Dewitt Smith III
Billy Ray Smith
Trey Smith
Harold Spain
Stan Sparks
Edward E. Spencer
Bob Stankovich
Harold Steelman
C.C. Stewart, Jr.
Terry Stewart
Cary Stockdell
Ray Strain
William H. Sutton
Barry Switzer

Boyd Tackett
Buddy Tackett
Brad Thomas
Champ Thomas
Derrick Thomas
Floyd M. Thomas
W.R. Thomas
Daniel B. Thraikill
Drew Toole
Tommy Trantham
Bill L. Tranum
Ron Trusty
Ken Turner
Terry Turner
Ronnie Underwood
M.L. Van Poucke, Jr.
Jim VanDover
Jim Vaughan
Thomas Jerry Vernon
Rick Vickers
George Walker, Jr.
George Walker
David E. Walston
Steve Walters
Earl T. Warren
William Watkins
Dean L. Weber
Jerry Welch
John A. Wells
Bruce Westerman
James Whisenhunt
Robert White
Fred Williams
Jarrell Williams
Jim Williams, Jr.
George Wilson
Lloyd Woodman
Doug Yoder

DONALD W. REYNOLDS RAZORBACK STADIUM



Donald W. Reynolds Razorback Stadium (DWRRS), following a major expansion and renovation project completed prior to the 2001 season, gives the University of Arkansas one of the finest football facilities in the nation.

The \$110 million project, which included a \$20 million gift from the Donald W. Reynolds Foundation, saw the capacity of the stadium increased from 51,000 to 72,000.

The concrete and steel below the stands were completely enclosed with a brick and glass facade. In addition to covering the steel and concrete, the concourses are wider and concession areas and restrooms were replaced.

The east concourse is "Championship Alley" with displays of conference championships, the 1964 national title and every football letterman. The south end zone concourse is "All-American Alley" and is dedicated to Razorback All-Americans. The west concourse is "Bowl Alley" with tributes to each bowl team.

Other than the facade covering, the other most noticeable addition was the enclosure of the south end zone, which features chairback seating and the addition of approximately 7,300 total seats with space for an additional upper deck that would push the capacity to 80,000. The enclosure also includes a food court with space for five vendors.

Other major additions include an expanded press box, which includes Orville Henry Press Row, and the addition of luxury suites. Sixty-eight suites/skyboxes were added, bringing the total to 132. The stadium's capacity includes 8,950 club seats, inside and out. Other additions include the 15,000 square foot Bob and Marilyn Bogle Academic Center and the 3,800 square foot Wilson Matthews A Club, both on the east side where an upper deck, which seats 6,500, was added along with enclosed premium club seating.

Arkansas unveiled a new video display in the north end zone scoreboard for the 2012 season. Built upon LSI's SMARTVISION® LED technology, the 16mm video display is currently the second-largest on-campus video display in the country. Measuring at nearly 38' x 167', nearly doubling the dimensions of the former video board, the display gives the stadium a true high definition video display area with the actual width exceeding HD resolution.

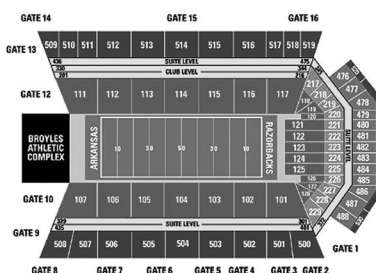
The stadium's debut came on Sept. 24, 1938 as Arkansas defeated Oklahoma A&M, 27-7. It was dedicated on Oct. 8 that year when the Razorbacks hosted Baylor.

Constructed as a Works Progress Administration project with an original capacity of 13,500, the facility was first enlarged upon the arrival of John Barnhill as athletic director in 1947 when an additional 2,500 seats were added to the north end of the east and west grandstands.

In 1950, a new press box was constructed and 5,200 more seats were built on the west side. A 5,200-seat addition to the east side was completed in 1957. Expansion projects in 1965 and 1969 increased capacity to 42,678 – a figure that held steady until a year of construction on additional seats and skyboxes brought the facility to 50,000 seats prior to the 1985 season.

Other improvements during the facility's 75-year history include the addition of AstroTurf in 1969 and the construction of the Broyles Athletic Center, which houses athletic administration and the game-day locker room, at the north end of the stadium in 1975. The Broyles Athletic Center underwent renovations, completed in 1994, while the playing surface was returned to natural grass in 1995 prior to the most recent change to synthetic turf prior to the 2009 season.

Arkansas' all-time record at DWRRS is 168-84-2 (.665). Prior to 1938, the Razorbacks played in a 300-seat stadium built in 1901 on land atop "The Hill," now occupied by Mullins Library and the Fine Arts Center.



DWRRS FACTS

CAPACITY: 72,000

FIRST GAME: Sept. 24, 1938

Arkansas 27, Oklahoma A&M 7

DEDICATED:

Oct. 8, 1938 (Baylor 9, Arkansas 6)

DWRRS RECORD: 168-84-2 (.665)

FAYETTEVILLE RECORD: 288-117-10 (.706)

ALL-TIME TOP 10 SINGLE-GAME ATTENDANCE FIGURES

[Each of the 10 in the last 10 seasons]

OPPONENT	DATE	ATTENDANCE
Alabama	Sept. 25, 2010	76,808
Tennessee	Nov. 11, 2006	76,728
So. Cal	Sept. 2, 2006	76,564
Texas	Sept. 11, 2004	75,671
Alabama	Sept. 23, 2006	74,687
Alabama	Sept. 15, 2012	74,617
Georgia	Sept. 19, 2009	74,210
Auburn	Oct. 8, 2011	74,191
Ole Miss	Oct. 25, 2008	74,168
Auburn	Oct. 11, 2003	74,026

FRANK BROYLES



For more than five decades, Broyles helped shape intercollegiate athletics as a legendary coach, nationally respected administrator and a tireless goodwill ambassador for his university and state. In July 2014, Broyles stepped away from his day-to-day duties with the Razorback Foundation after a combined 55 years of service with the Department of Intercollegiate Athletics and Razorback Foundation. Broyles continues to serve as Athletics Director Emeritus.

In his 19-year stint as Arkansas' head coach, the Razorbacks posted a record of 144-58-5, captured seven SWC championships, one national championship and earned 10 bowl berths. Broyles was a six-time SWC Coach of the Year and became the mentor to dozens of assistant coaches preparing them for successful head coaching careers in both college and pro football. His impact on the coaching profession is best measured in the development of more than 40 head coaches. Former Broyles' assistant coaches have combined to win five Super Bowls, five national championships, more than 40 conference titles and more than 2,000 games. His legacy is celebrated annually with the presentation of the Broyles Award to the nation's top assistant football coach.

Broyles assumed the role of athletic director in July 1973 and remained in that position long after retiring from coaching in 1976. While universally recognized for his coaching prowess, it was his keen administrative and business skills that allowed Broyles to charter a steady course of success for the Razorbacks. Broyles laid the groundwork

for transforming the athletic program into an all sport program that produced 43 national championships, 57 SWC and 48 SEC championships, 22 bowl appearances and a bevy of other team and individual accomplishments.

On Nov. 3 2007, Frank Broyles Field, the on-campus football playing field for the Arkansas Razorbacks within Donald W. Reynolds Razorback Stadium, was named for the long-time head football coach and athletic director. The field was dedicated at halftime of the Arkansas-South Carolina game in an on-field ceremony that included Broyles once again leading former Razorback football lettermen through the "A" and a surprise visit from broadcasting legend and former Broyles' ABC Sports broadcasting partner Keith Jackson. The dedication culminated a memorable weekend that also included a reunion of former football lettermen spanning Coach Broyles' 19-year career as the Razorbacks' head football coach.

On Nov. 23, 2013, a bronze statue was dedicated in Broyles honor in front of the Broyles Athletic Center. The statue, sculpted by Dr. Gary Renegar, stands seven and a half feet and weighs more than 700 pounds.





WAR MEMORIAL STADIUM AT&T FIELD



The Razorbacks' home venue in Central Arkansas for 66 years, War Memorial Stadium/AT&T Field is slated to host Arkansas football games until 2018 after an extension was signed in 2013. During that span, the facility will host one UA games annually.

Three-year UA letterman and Congressional Medal of Honor Winner Maurice (Footsie) Britt was the featured speaker during dedication ceremonies for War Memorial Stadium on Sept. 18, 1948. On that day, a crowd of 24,950 (a record football attendance in Arkansas at that time) watched the Razorbacks defeat Abilene Christian, 40-6.

During its 66-year existence, the facility has expanded from its original capacity of 31,000 to its current figure of 54,120.

A complete lighting system and AstroTurf surface were added for the 1970 season with a new artificial surface to follow in 1974. Ten years later, another new layer of artificial turf was installed before a return to natural grass was made in 1994. AstroPlay was installed for the 2002 season. War Memorial Stadium installed a new turf manufactured by Field Turf during the summer of 2010 and the field was named AT&T Field. In addition, a new 7.5 million dollar press box that includes 500 club seats was constructed for the 2010 football season. The War Memorial Stadium Commission along with the University of Arkansas Athletic Department has renovated the Razorback Letterman's Club and Recruit Room.

WAR MEMORIAL STADIUM/AT&T FIELD FACTS

Capacity: 54,120

First Game and Dedication: Sept. 18, 1948 (Arkansas 40, Abilene Christian 6)

Arkansas' War Memorial Stadium

Record: 149-55-2 (.728)

UA's Little Rock Record: 167-68-4 (.707)

In 1974, the press box was honored as the best in the nation by the Football Writers Association of America, a recognition for the facility and the services provided. The press floor is now named for longtime sportswriter and an authority on Razorback history, Orville Henry.



ATTENDANCE RECORDS

ALL GAMES

Any Game: 107,262 at Tennessee, Nov. 11, 2000
 Regular Season Game: 107,262 at Tennessee, Nov. 11, 2000
 Season Total: 791,661 in 11 games in 2005
 844,611 in 12 games in 2008
 926,552 in 13 games in 2009

HOME GAMES

Game: Fayetteville (Donald W. Reynolds Razorback Stadium) 76,808 vs. Alabama, 2010
 Game: Little Rock (War Memorial Stadium) 55,912 vs. Alabama, 1992
 Season Total: Fayetteville: 443,368 in 2006 (6 games)
 Little Rock: 221,686 in 1979 (4 games)
 Both: 554,621 in 2006 (8 games)
 Season Average: Fayetteville: 73,895 in 2006
 Little Rock: 55,757 in 2010
 Both: 69,328 in 2006

DONALD W. REYNOLDS RAZORBACK STADIUM

(Top 50 Crowds)

OPPONENT	DATE	ATTENDANCE
Alabama	Sept. 25, 2010	76,808
Tennessee	Nov. 11, 2006	76,728
Southern California	Sept. 2, 2006	76,564
Texas	Sept. 11, 2004	75,671
Alabama	Sept. 23, 2006	74,687
Alabama	Sept. 15, 2012	74,617
Georgia	Sept. 19, 2009	74,210
Auburn	Oct. 8, 2011	74,191
Ole Miss	Oct. 25, 2008	74,168
Auburn	Oct. 11, 2003	74,026
Kentucky	Sept. 22, 2007	74,015
Florida	Oct. 18, 2003	73,934
Troy	Sept. 1, 2007	73,926
South Carolina	Nov. 5, 2011	73,804
Ole Miss	Oct. 23, 2010	73,619
Alabama	Sept. 28, 2002	73,551
Ole Miss	Oct. 21, 2006	73,445
Texas A&M	Sept. 28, 2013	72,613
Auburn	Oct. 10, 2009	72,559
Rutgers	Sept. 22, 2012	72,543
Alabama	Sept. 25, 2004	72,543
Auburn	Oct. 13, 2007	72,463
SE Missouri State	Oct. 14, 2006	72,453
Alabama	Sept. 20, 2008	72,315
Tennessee	Nov. 12, 2011	72,103
Ole Miss	Oct. 26, 2002	71,723
Auburn	Oct. 15, 2005	71,673
Georgia	Oct. 23, 2004	71,644
LSU	Nov. 23, 2012	71,117
Jacksonville State	Sept. 1, 2012	71,062
South Carolina	Nov. 3, 2007	70,742
Missouri State	Sept. 3, 2011	70,607
Western Illinois	Aug. 30, 2008	70,537
Tennessee	Sept. 3, 2001	70,470
Vanderbilt	Oct. 30, 2010	70,430
Boise State	Sept. 7, 2002	70,142
New Mexico State	Sept. 4, 2004	70,114
Florida	Oct. 4, 2008	70,072
Tulsa	Nov. 1, 2008	70,021
Troy	Sept. 17, 2011	69,861
Louisiana	Aug. 31, 2013	68,801
Tennessee Tech	Sept. 4, 2010	69,596
Utah State	Sept. 9, 2006	69,491
Tulsa	Sept. 6, 2003	69,442
South Carolina	Nov. 7, 2009	68,865
Vanderbilt	Sept. 10, 2005	68,215
UTEP	Nov. 13, 2010	67,330
Mississippi State	Nov. 17, 2001	67,314
Auburn	Oct. 27, 2001	67,213
Kentucky	Oct. 13, 2012	67,153

*Donald W. Reynolds Razorback Stadium expanded to 72,000 in 2001.

WAR MEMORIAL STADIUM

OPPONENT	DATE	ATTENDANCE
Alabama	Sept. 19, 1992	55,912
Texas	Oct. 20, 1979	55,838
LSU	Nov. 24, 2006	55,833
LSU	Nov. 27, 1998	55,831
LSU	Nov. 26, 2004	55,829
North Texas	Sept. 20, 2003	55,825
Oklahoma State	Sept. 20, 1980	55,822
South Florida	Sept. 14, 2002	55,817
Oklahoma State	Sept. 22, 1979	55,812
LSU	Nov. 27, 2010	55,808
Kentucky	Oct. 3, 1998	55,782
Mississippi State	Nov. 19, 2011	55,761
Vanderbilt	Sept. 16, 1978	55,718
Mississippi State	Nov. 19, 2005	55,712
ULM	Sept. 11, 2010	55,705
Mississippi State	Nov. 21, 2009	55,634
Auburn	Oct. 28, 1995	55,630
South Carolina	Nov. 6, 2003	55,617
Missouri State	Sept. 5, 2009	55,572
LSU	Nov. 29, 2002	55,553
SMU	Sept. 9, 1998	55,544
Mississippi State	Nov. 20, 1999	55,491
Ole Miss	Sept. 15, 1984	55,480
ULM	Oct. 28, 2006	55,420
ULM	Sept. 18, 1999	55,382
Ole Miss	Oct. 27, 2012	55,378
Ole Miss	Sept. 17, 1988	55,360
LSU	Nov. 28, 2008	55,325
Colorado State	Sept. 15, 1979	55,318
Miami (Fla.)	Sept. 26, 1987	55,310


ON THE ROAD

OPPONENT	DATE	ATTENDANCE
Tennessee	Nov. 11, 2000	107,262
Tennessee	Nov. 14, 1998	106,365
Tennessee	Oct. 5, 2002	105,688
Tennessee	Nov. 10, 2007	104,459
Tennessee	Nov. 16, 1996	103,158
Alabama	Oct. 19, 2013	101,821
Alabama	Sept. 24, 2011	101,821
Texas	Sept. 27, 2008	97,833
Tennessee	Oct. 10, 1992	95,202
Tennessee	Oct. 8, 1994	94,997
LSU	Nov. 25, 2011	93,108
LSU	Nov. 28, 2009	93,013
Georgia	Sept. 18, 2010	92,746
Georgia	Oct. 22, 2005	92,746
LSU	Nov. 23, 2007	92,606
LSU	Nov. 28, 2003	92,213
Alabama	Sept. 15, 2007	92,138
LSU	Nov. 25, 2005	92,127
Alabama	Sept. 26, 2009	92,012
Florida	Oct. 17, 2009	90,508
Southern California	Sept. 17, 2005	90,411
Florida	Oct. 5, 2014	90,043
Florida	Oct. 2, 2004	90,014
LSU	Nov. 29, 2013	89,656
LSU	Nov. 23, 2001	89,560
Auburn	Oct. 16, 2010	87,451
Auburn	Oct. 7, 2006	87,451
Auburn	Oct. 16, 2004	87,451
Georgia	Sept. 29, 2001	86,520
Texas A&M	Sept. 29, 2012	86,442
Auburn	Oct. 6, 2012	85,813
Auburn	Oct. 11, 2008	85,782
Florida	Oct. 4, 1997	85,235
Auburn	Oct. 29, 1994	85,214
Auburn	Nov. 2, 1996	84,763

YEARLY ATTENDANCE

YEAR	FAYETTEVILLE	LITTLE ROCK	TOTAL
<i>Prior to 1944 unavailable</i>			
1944	(3) 10,820	(1) 11,043	(4) 21,863
1945	(3) 26,908	(1) 13,878	(4) 40,786
1946	(4) 35,175	(1) 16,624	(5) 51,799
1947	(3) 41,976	(1) 13,934	(4) 55,910
1948	(3) 43,440	(4) 96,092	(7) 139,532
1949	(3) 45,213	(3) 65,129	(6) 110,342
1950	(3) 41,970	(3) 67,017	(6) 108,987
1951	(3) 49,563	(3) 54,334	(6) 103,897
1952	(3) 38,563	(3) 64,327	(6) 102,890
1953	(3) 41,155	(3) 62,231	(6) 103,386
1954	(3) 55,189	(2) 70,454	(5) 125,643
1955	(3) 60,597	(3) 92,882	(6) 153,479
1956	(3) 57,806	(3) 96,127	(6) 153,933
1957	(3) 68,482	(3) 92,230	(6) 160,712
1958	(3) 71,412	(3) 98,040	(6) 169,452
1959	(3) 73,327	(3) 109,997	(6) 183,324
1960	(3) 87,200	(3) 120,420	(6) 207,620
1961	(3) 82,500	(3) 114,000	(6) 196,500
1962	(3) 82,800	(3) 114,200	(6) 207,000
1963	(3) 83,230	(4) 163,700	(7) 246,930
1964	(3) 92,150	(3) 118,640	(6) 210,790
1965	(3) 115,350	(4) 178,500	(7) 293,850
1966	(3) 122,900	(3) 135,050	(6) 257,950
1967	(3) 121,953	(4) 187,634	(7) 309,587
1968	(3) 126,958	(3) 148,221	(6) 275,179
1969	(3) 131,355	(4) 170,717	(7) 302,072
1970	(3) 123,000	(4) 194,000	(7) 317,000
1971	(4) 163,977	(4) 217,244	(8) 381,221
1972	(3) 120,015	(4) 209,102	(7) 329,117
1973	(3) 120,439	(4) 179,542	(7) 299,981
1974	(3) 120,500	(4) 200,309	(7) 320,809
1975	(3) 118,460	(4) 201,575	(7) 320,025
1976	(3) 121,657	(4) 194,462	(7) 316,119
1977	(3) 131,611	(4) 214,991	(7) 346,601
1978	(3) 135,284	(3) 164,266	(6) 299,550
1979	(3) 132,345	(4) 221,686	(7) 354,031
1980	(3) 122,047	(4) 214,874	(7) 336,924
1981	(3) 129,991	(3) 163,710	(6) 293,701
1982	(3) 132,486	(4) 217,904	(7) 350,390
1983	(3) 131,102	(4) 193,160	(7) 324,262
1984	(3) 123,908	(4) 219,568	(7) 343,476
1985	(2) 104,856	(4) 218,640	(6) 323,496
1986	(4) 191,880	(3) 165,248	(7) 357,128
1987	(3) 132,734	(3) 137,412	(6) 270,146
1988	(3) 138,066	(4) 205,390	(7) 343,456
1989	(3) 156,366	(3) 150,464	(6) 306,830
1990	(3) 146,650	(4) 199,842	(7) 346,492
1991	(3) 131,420	(4) 191,578	(7) 322,998
1992	(3) 118,001	(3) 150,505	(6) 268,506
1993	(3) 125,946	(3) 155,928	(6) 281,874
1994	(3) 139,757	(3) 149,419	(6) 289,176
1995	(3) 144,116	(3) 162,835	(6) 306,951
1996	(3) 139,549	(4) 172,313	(7) 311,862
1997	(3) 127,020	(3) 153,704	(6) 280,723
1998	(3) 148,440	(3) 167,157	(6) 315,597
1999	(3) 155,844	(3) 165,996	(6) 321,840
2000	(4) 203,238	(3) 152,214	(7) 355,452
2001	(5) 319,207	(2) 105,727	(7) 424,934
2002	(5) 331,832	(3) 154,184	(8) 486,016
2003	(5) 333,677	(2) 111,442	(7) 445,119
2004	(5) 353,446	(1) 55,829	(6) 409,275
2005	(4) 272,149	(2) 109,921	(6) 382,070
2006	(6) 443,368	(2) 111,253	(8) 554,621
2007	(6) 418,239	(2) 110,021	(8) 528,260
2008	(5) 357,113	(2) 110,373	(7) 467,486
2009	(5) 344,577	(2) 111,206	(7) 455,783
2010	(5) 357,783	(2) 111,513	(7) 469,296
2011	(5) 360,566	(2) 108,367	(7) 468,933
2012	(6) 420,943	(2) 108,467	(8) 529,410
2013	(5) 338,618	(2) 92,556	(5) 394,345
TOTAL	10,690,215	9,581,948	20,234,704

() - Number of games at stadium



FACILITY HIGHLIGHTS

- **30+ TUTOR ROOMS**
- **5000 SQUARE FEET OF OPEN STUDY / LOUNGE SPACE**
- **2300 SQUARE FEET OF COMPUTER LAB SPACE**
- **1500 SQUARE FEET OF GROUP LAB SPACE**
- **125+ SEAT AUDITORIUM**
- **90+ SEAT MULTI-PURPOSE ROOM**
- **NUTRITION CENTER WITH FULL-SERVICE KITCHEN AND SEATING FOR 250+ PEOPLE**
- **WELLNESS WING FOR SPORTS PSYCHOLOGIST AND DIETITIAN**
- **AREAS SPECIFIC TO STUDENT-ATHLETE DEVELOPMENT & ACCELERATED LEARNING**
- **OFFICES FOR STAFF AND ACADEMIC COUNSELORS**



"THE NEW STUDENT-ATHLETE SUCCESS CENTER WILL IMPACT ALL OF OUR MORE THAN 460 STUDENT-ATHLETES. NOT ONLY WILL IT IMPACT THESE STUDENT-ATHLETES WHILE THEY ARE HERE ON THIS CAMPUS, BUT IT WILL IMPACT THEM THE REST OF THEIR LIVES"

**ARKANSAS VICE CHANCELLOR AND
DIRECTOR OF ATHLETICS JEFF LONG**

SUCCESS



Student-Athlete **SUCCESS** CENTER

THE 55,000 SQUARE FOOT STUDENT-ATHLETE SUCCESS CENTER WILL BECOME THE NEW HOME OF THE BOGLE ACADEMIC CENTER AND WILL HELP MEET THE NEEDS OF STUDENT-ATHLETES BY PROVIDING MULTIPLE LEARNING ENVIRONMENTS INCLUDING ACADEMIC ADVISING AND COURSE PREPARATION, LEADERSHIP TRAINING THROUGH THE RAZORBACK LEADERSHIP ACADEMY CAREER PLANNING AND SERVICE LEARNING. COMPLETION IS SCHEDULED FOR SUMMER 2015.

S CENTER

2014 ARKANSAS FOOTBALL

AUG. 30 | AT AUBURN*

SEPT. 06 | NICHOLLS STATE

SEPT. 13 | AT TEXAS TECH

SEPT. 20 | NORTHERN ILLINOIS

SEPT. 27 | TEXAS A&M*^

OCT. 11 | ALABAMA*

OCT. 18 | GEORGIA*#

OCT. 25 | UAB*

NOV. 01 | AT MISSISSIPPI STATE*

NOV. 15 | LSU*

NOV. 22 | OLE MISS*

NOV. 28 | AT MISSOURI*

DEC. 06 | SEC CHAMPIONSHIP

*-SEC GAME ^-ARLINGTON #-LITTLE ROCK



DOWNLOAD REVEAL BY EM
FROM THE APP STORE OR GOOGLE PLAY,
CLICK REVEAL NOW, AIM CAMERA AT THIS COVER,
& ENJOY REVEALED CONTENT THROUGHOUT THE SEASON



@RAZORBACKFB

#NEVERYIELD

ARKANSASRAZORBACKS.COM

ARKANSAS RAZORBACK FOOTBALL

