

ARKANSAS RAZORBACKS

1 National Championship (1964) • 4 SEC West Division Titles • 55 All-Americans • 43 All-SEC First Team Selections

▶ GAME INFORMATION

Date.....Saturday, Sept. 3
 Time.....3 p.m. CT
 TV.....SEC Network
 Play-By-Play.....Beth Mowins
 Analyst.....Anthony Becht
 Sideline Analyst.....Rocky Boiman
 Radio.....Razorback/IMG Sports Network (KQS-FM 92.1)
 Play-By-Play.....Chuck Barrett
 Analyst.....Keith Jackson
 Sideline Analyst.....Quinn Grovey
 Sirius/XM.....112/192
 Stats.....ArkansasRazorbacks.com (StatBroadcast)
 Social.....@RazorbackFB

▶ RECORD BREAKDOWN

Overall.....0-0
 SEC.....0-0
 Home.....0-0
 Away.....0-0
 Neutral.....0-0

▶ A RAZORBACK WIN WOULD

- Be Arkansas' seventh win in its past eight games.
- Give Arkansas its ninth win in its past 10 openers.
- Be Arkansas' 10th straight win in home openers.
- Give Bielema his 10th career season-opening win.

▶ TABLE OF CONTENTS

Quick Facts/Player Quick Notes.....2
 Team/Individual Notes.....3-7
 The Series vs. Louisiana Tech.....8
 Head Coach Bret Bielema.....9-10
 Depth Chart.....11
 Roster.....12-13
 Pronunciations.....13
 Preseason Polls/Honors & Awards.....14
 Player Bios.....15-26
 The Last Time.....27-28
 Game-By-Game Stats.....29
 Scoring Drives.....30
 Supplemental Stats.....31
 Long Plays.....32
 Media Schedule.....33



▶ THE MATCHUP



VS



ARKANSAS RAZORBACKS (0-0)

Head Coach: Bret Bielema (Iowa '92)
 Record at Arkansas: 18-20 (4th Season)
 Overall Record: 86-44 (11th Season)

LOUISIANA TECH BULLDOGS (0-0)

Head Coach: Skip Holtz (Notre Dame '86)
 Record at Louisiana Tech: 22-17 (4th Season)
 Overall Record: 110-88 (17th Season)

▶ #RAZORFACTS

• Arkansas begins its 123rd football season Saturday against Louisiana Tech. The Razorbacks hold a 702-480-40 (.591) all-time record and a 95-23-4 (.795) mark in season openers. **HEAD COACH BRET BIELEMA** has a staggering 36-4 record against non-conference opponents during the regular season over his 10-year head-coaching career.

• Coach Bielema is 9-1 all-time in season-opening games as a head coach, including last season's 48-13 victory over UTEP. Additionally, Bielema has never lost a home opener during his career, posting a 10-0 mark in the first home game of the season.

• Arkansas has won 17 of its last 19 season openers, dating back to 1997. The Razorbacks have also won nine-consecutive home openers and are 98-20-4 (.819) overall in the first home game of the season. In the past nine home openers, Arkansas has outscored its opponents by an average of 46.8 to 14.2.

• The Razorbacks have won all three meetings against Louisiana Tech with Saturday's game being the first since 1997.



AUSTIN ALLEN will make the first start of his career against Louisiana Tech. A member of the Allen family has made 35 straight starts at QB for Arkansas.

▶ FIVE KEY STORYLINES

• Arkansas is coming off a season in which it went 8-5 (5-3) and won six of its last seven games, including a 45-23 decision over Kansas State in the 2016 Liberty Bowl. Arkansas is the only SEC West program to win a bowl game each of the last two seasons. The Razorbacks are receiving votes in both the AP and Coaches preseason polls.

• **AUSTIN ALLEN** was named Arkansas' starting QB in April following the team's 10th practice of the spring. Allen is set to take the reins as the top signal caller from his older brother, former **QB BRANDON ALLEN**, who was Arkansas' starting QB the past three seasons.

• Arkansas is one of 13 FBS teams, including two in the SEC, to return nine or more defensive starters. The Razorbacks enter 2016 with the second-most returning tackling production in the nation at 86.8 percent and 67 career starts on the defensive line.

• Saturday's game marks Arkansas' first of nine contests against opponents who played in a bowl game last season. The Razorbacks have the ninth-toughest schedule in college football per ESPN.com's Preseason College Football Power Index. SEC teams represent eight of the top-25 toughest schedules nationally.

• Arkansas welcomes three new assistant coaches to its staff: former Iowa State head coach **PAUL RHOADS** (defensive backs), former Buffalo Bills assistant offensive line coach **KURT ANDERSON** (offensive line) and former Kansas running backs coach **REGGIE MITCHELL** (running backs).

▶ 2016 SCHEDULE AND RESULTS

LOUISIANA TECH SEPT. 3 3 P.M. CT SEC NETWORK	AT NO. 13 TCU SEPT. 10 6 P.M. CT ESPN/ESPN2	TEXAS STATE SEPT. 17 6:30 P.M. CT SEC NETWORK ALT.	VS. TEXAS A&M SEPT. 24 Arlington, Texas	ALCORN STATE OCT. 1 Little Rock, Ark.	NO. 1 ALABAMA OCT. 8	NO. 11 OLE MISS OCT. 15	AT AUBURN OCT. 22	NO. 25 FLORIDA NOV. 5	NO. 5 LSU NOV. 12	AT MISS. STATE NOV. 19	AT MISSOURI NOV. 25 1:30 P.M. CT CBS



▶ QUICK FACTS

HEAD COACH BRET BIELEMA

Alma Mater.....	Iowa, 1992
Career Record.....	86-44 (11th Season)
Record at Arkansas.....	18-20 (4th Season)
Bowl Appearances.....	9

ASSISTANT COACHES

Sideline:

Dan Enos.....	Offensive Coordinator/QBs
Robb Smith.....	Defensive Coordinator
Kurt Anderson.....	Offensive Line
Vernon Hargreaves.....	Linebackers
Reggie Mitchell.....	Running Backs
Rory Segrest.....	Defensive Line/Specialists
Michael Smith.....	Wide Receivers

Booth:

Barry Lunney Jr.....	Tight Ends
Paul Rhoads.....	Defensive Backs

TEAM INFORMATION

2015 Overall Record.....	8-5
SEC Record (Finish).....	5-3 (T-3rd West)
Bowl Game.....	W, 45-23 vs. Kansas State (Liberty Bowl)
Home Record.....	4-3
Road Record.....	3-1
Neutral.....	1-1
Base Offense.....	Multiple
Base Defense.....	4-3
Lettermen Returning.....	53 (22 O, 28 D, 3 S)
Lettermen Lost.....	22 (16 O, 6 D)
Starters Returning.....	16 (5 O, 9 D, 2 S)
Starters Lost.....	8 (6 O, 2 D)

TEAM HISTORY

First Season.....	1894
All-Time Record/Seasons.....	702-480-40 (.591)/122
All-Time Conf. Record/Seasons.....	336-298-18 (.529)/102
National Championships.....	1, 1964
Conference Championships.....	13 (last: 1989)
SEC West Championships.....	4 (last: 2006)
Bowl Appearances/Record.....	41/15-23-3 (.402)
Conference Affiliations.....	SEC (1992-Pres.)
.....	SWC (1915-1991)
All-America Selections.....	55 players, 64 times
All-SEC (First Team Only).....	43 players, 50 times
All-SWC (First Team Only).....	172 players, 236 times

STADIUM INFORMATION

Name.....	Donald W. Reynolds Razorback Stadium
Location.....	Fayetteville, Ark.
Field Name.....	Frank Broyles Field
Capacity.....	72,000
First Game.....	Sept. 24, 1938
Record at Stadium.....	182-90-2 (.668)

Name.....	War Memorial Stadium
Location.....	Little Rock, Ark.
Capacity.....	54,120
First Game.....	Sept. 18, 1948
Record at Stadium.....	149-60-4 (.709)

Name.....	AT&T Stadium
Location.....	Arlington, Texas
Capacity.....	71,815
First Game.....	Oct. 3, 2009
Record at Stadium.....	4-2 (.667)

UNIVERSITY INFORMATION

Location.....	Fayetteville, Ark.
Enrollment.....	26,754
Founded.....	1871
Colors.....	Cardinal and White
Chancellor.....	Dr. Joseph E. Steinmetz
Athletics Director.....	Jeff Long

▶ PLAYER QUICK NOTES

QUARTERBACKS

- **AUSTIN ALLEN** saw action in three games last season and went 1-of-3 passing for 35 yards and one TD.
- Is 9-of-19 passing for 188 yards with one touchdown and one interception through eight career appearances.
- Is the younger brother of Brandon Allen, former Arkansas QB and the school's all-time leader in TD passes (64).

RUNNING BACKS

- **KODY WALKER** earned a sixth year of eligibility from the NCAA and SEC prior to the start of last season.
- Carried the ball 90 times for 394 yards and six touchdowns in 2015, which were each career season highs.
- Rushed for 366 yards and five touchdowns through the final seven games of the season.

- **RAWLEIGH WILLIAMS III** rushed 56 times for 254 yards in 2015, good for first and second respectively among SEC freshmen RBs.
- Was one of three SEC freshman RBs to rush for 100 yards in a game last season and one of two to do it during SEC play.
- Left in the third quarter of the Auburn game (Oct. 24) with a neck injury and missed the rest of the season.

WIDE RECEIVERS

- **DREW MORGAN** ranked in the top 10 in the SEC in receptions (T-6th), yards (9th) and TDs (2nd) in 2015.
- Caught 77.8 percent of his targets in 2015, first among Power 5 WRs (minimum 35 receptions).
- Is the only returning SEC receiver with double-digit TD receptions in 2015.

- **DOMINIQUE REED** scored a touchdown in six straight games, including all four SEC road games in 2015.
- Ran for 20 or more yards after the catch on four of his six TD receptions.
- Turned 21 of his 28 receptions into first downs.

- **JARED CORNELIUS** recorded a catch in 8 of 9 games last season, including seven multi-reception contests.
- Only SEC player and one of three players in the country with a 40-yard reception, 40-yard run and 40-yard punt return.
- Had nine plays of 20+ yards (six receiving, two punt returns and one rushing).

- **KEON HATCHER** extended his streak to 19 consecutive games with a reception for a first down last season, dating back to 2013.
- Suffered a season-ending foot injury in the second game of the 2015 season.
- Eclipsed 100-yards receiving for the second time in his career in last year's season opener.

TIGHT ENDS

- **JEREMY SPRINKLE** led all SEC TEs with six receiving touchdowns in 2015 (tied for ninth among FBS TEs).
- Ranked 12th among FBS TEs with at least 20 catches with 14.4 yards per reception average.
- Had 16 receptions of at least 10 yards, including seven of 20 yards or more.

OFFENSIVE LINE

- **DAN SKIPPER** started all 13 games at right tackle in 2015 and has made 34 straight starts on the offensive line.
- Finished second on the team with an 83 percent offensive grade over 900 snaps.
- Didn't commit a penalty over the final nine games and had 53 knockdowns (four of his top five totals came in SEC action).

- **FRANK RAGNOW** started all 13 games at right guard in 2015.
- Didn't commit a penalty over the final nine games and didn't allow a sack over the last seven contests.
- Earned an 80 percent offensive grade or better in six games and totaled 54 knockdowns.

DEFENSIVE LINE

- **DEATRICH WISE JR.** led the SEC in sacks during conference play (8.0).
- Had 4.5 sacks against ranked opponents, good for second in the SEC and tied for sixth nationally.
- Had a sack in each of the last four regular-season contests, totaling seven over that stretch.

- **JEREMIAH LEDBETTER** tied for fourth on the team in tackles with 55.
- Credited with four or more tackles in 8 of 13 games.
- Ranked fourth on the team in tackles for loss with 7.5 and tied for third in sacks with 2.0.

- **TAIWAN JOHNSON** has started 26 straight games.
- His 24 tackles in 2015 tied for fourth among Arkansas defensive linemen.
- Recorded 4.5 sacks as a sophomore in 2014.

LINEBACKERS

- **BROOKS ELLIS** has started 18 straight games.
- Recorded 102 tackles in 2015, which led the team and tied for ninth in the SEC.
- One of two SEC defenders to log 15+ tackles in a conference game twice in 2015.

- **DRE GREENLAW** finished fifth nationally among FBS freshmen and tops among SEC rookies in tackles with 95.
- Put together four double-digit tackle performances.
- Combined for 150 tackles with Brooks Ellis over the last nine games of the season.

DEFENSIVE BACKS

- **JARED COLLINS** has started 23 straight games.
- Has made at least two tackles in 31 of 37 career games played.
- Led team in pass breakups for the second straight season with nine in 2015, which tied for 11th in the SEC.

- **HENRE' TOLIVER** finished fourth on the team and second among defensive backs in tackles with 55.
- 43 of 55 tackles were solo stops, good for fourth most on the team.
- Ranked second on the team in pass breakups with eight.

- **JOSH LIDDELL** ranked sixth on the team in tackles in 2015 with 52 and tied for the team lead in interceptions with two.
- Logged at least eight tackles in three games.
- Totaled 23 tackles, including 1.0 for loss, and one interception during his last four games.



► NEW HIRES

• **COACH BIELEMA** made three additions to his coaching staff following the 2015 season.

• **PAUL RHOADS** joins the staff as defensive backs coach after spending the last 16 years as either a head coach or defensive coordinator at Iowa State, Pittsburgh and Auburn, including the last seven seasons as Iowa State's head coach.

• **KURT ANDERSON** comes to Fayetteville to coach the offensive line after spending the last three years with the Buffalo Bills as assistant offensive line coach. In 2015, the Bills led the NFL in rush yards per game (152.0) and yards per rush (4.8), and were fifth in the AFC in total offense (360.9).

• **REGGIE MITCHELL** enters his first season at Arkansas as running backs coach. A coaching veteran with over 30 years of experience, Mitchell spent the last six seasons at Kansas where he was the running backs coach and the program's recruiting coordinator the last two years. Over his career, Mitchell has coached or recruited 33 players that have been selected in the NFL Draft, including six first round picks

► THE ENOS EFFECT

• In 2015, **DAN ENOS'** first season at the helm of the offense, Arkansas threw for 3,000 yards and rushed for 2,000 yards for the first time in the same season.

• The Razorbacks totaled 467 points last season, which were the most in a single season since 2011 (478), while 305 first downs were a school record. Additionally, Arkansas led the SEC with 34.4 points per conference game. Arkansas has scored a TD in 26 of its last 29 quarters and points in 28 of 29.

• Arkansas averaged 46.3 points over the last seven games, nearly 10 points more than any other SEC program over its final seven contests. The Razorbacks also scored 50+ points four times over the final six regular season games, breaking the previous program single-season record of three set in 1910, 1916 and 2007.

ARKANSAS' OFFENSIVE PRODUCTION SINCE ENOS' ARRIVAL:

2015 (SEC Rank)	Category	2014 (SEC Rank)
465.5 (2)	Total Offense	406.0 (8)
35.9 (2)	Scoring Offense	31.9 (7)
268.2 (3)	Passing Offense	188.0 (11)
197.3 (4)	Rushing Offense	218.0 (5)
6,051 (3)	Total Yards	5,278 (8)
6.83 (2)	Yards/Play	5.76 (8)
305 (3)	First Downs	288 (7)

► BIG PLAYS

• One of the reasons Arkansas was successful on offense in 2015 was its ability to manufacture big plays from the line of scrimmage. The Razorbacks produced 73 plays that gained at least 20 yards, good for second in the SEC and 21 more than in 2014. Additionally, the offense was able to get the ball into the end zone on long plays, posting 23 touchdowns of at least 20 yards.

SEC TEAM LEADERS IN 20+ YARD PLAYS FROM THE LINE OF SCRIMMAGE - 2015:

Rank	Team	20+ Yard Plays
1	Ole Miss	93
2	Arkansas	73
3	LSU	70
4	Texas A&M	69
5	Mississippi State	68

• **DREW MORGAN** paced Arkansas WRs and finished second on the team in 20+ yard plays from the line of scrimmage with 12, while **DOMINIQUE REED**, **JARED CORNELIUS** and **JEREMY SPRINKLE** added eight, seven and seven, respectively. Reed also tied for third in the SEC in 50+ yard plays with four.

• The Razorbacks were also able to rip off 209 plays of 10 or more yards, which ranked fourth in the SEC and were its most since leading the SEC in 2011 with 217.

► EXTENDING DRIVES

• The Razorbacks led the SEC and ranked 15th nationally with a 46.9 percent conversion rate on third down in 2015, finishing in the top five in the league in that category for the second straight year. The Razorbacks also converted 45.4 percent of third downs against SEC opponents, good for second in the conference.

SEC TEAM LEADERS IN THIRD-DOWN CONVERSION % - 2015:

Rank	Team	Attempts	Conversions	Conversion %
1	Arkansas	160	75	46.9
2	Tennessee	211	97	46.0
3	Mississippi State	175	75	42.9
4	Texas A&M	208	88	42.3
5	Ole Miss	169	70	41.4

► RECEIVING CORPS RUNS DEEP

• Wide receiver may be the deepest, most talented position on the field for the Razorbacks entering 2016. Arkansas' five receivers that return have combined for 246 receptions, 3,489 yards and 34 touchdowns during their careers. **DREW MORGAN**, **KEON HATCHER** and **DOMINIQUE REED** each have a 100-yard receiving game under their belt, six combined among them.

• The Razorbacks receiving corps returns 100 percent of its touchdown reception production (22) from 2015.

• Arkansas is the only school in the SEC with multiple returning wide receivers that had six or more TD receptions last year. **DREW MORGAN** hauled in 10 TD receptions, while **DOMINIQUE REED** checked in with six. **JEREMY SPRINKLE** also had six TD catches, which paced SEC TEs.

► MORGAN AMONG SEC ELITE

• Though he began last season as Arkansas' No. 3 or No. 4 wide receiver, **DREW MORGAN** took advantage of injuries and increased playing time to become one of the SEC's best wide receivers.

• Morgan tallied three 100-yard receiving games in 2015, all against SEC opponents, and became the first Razorback to accomplish that feat since Jarius Wright in 2011.

• Morgan led the SEC in TD catches during the regular season (10) and in league games (8). In four of his last six SEC games, Morgan hauled in a TD pass, including three at Ole Miss to go along with his 100+ yard performance. The three TD catches in the Hogs' thrilling OT victory against the Rebels tied for the most in an SEC game during the 2015 season.

• Morgan ended his junior campaign with a TD reception in five of eight conference contests and as only the fourth player in school history to haul in double-digit TD passes during a single season.

• Morgan enters 2016 as the only returning wide receiver with double-digit scores from a year ago and one of five SEC WRs with 60+ receptions last season to return in 2016.

MORGAN AMONG SEC WIDE RECEIVERS - 2015:

Category	Stat	SEC Rank
Receptions	63	T-6
Receiving Yards	843	9
Receiving TDs	10	T-2
Receiving Yards/Game	64	9
100+ Yard Games	3	T-8th
First Downs	43	T-2
10+ Yards	35	T-12
15+ Yards	24	T-3
25+ Yards	8	T-13





► HOME COOKIN'

• Senior wide out **KEON HATCHER** has enjoyed a few of his best games inside Donald W. Reynolds Razorbacks Stadium. In the last two home openers at DWRRS, Hatcher has scored two touchdowns in each game with all four scores coming in the first half.

• Hatcher has scored on four of his last nine touches in Arkansas' last two home openers. He became the fourth Razorback in the last six season openers in 2015 to have 100-yards receiving yards and two TDs, joining Saturday's honorary captain Joe Adams (2010), Jarius Wright (2011) and Chris Gragg (2012).

• Hauled in five catches for 99 yards and two TDs in the first half against UTEP in 2015.

• Scored on two of his three touches in Arkansas' 2014 home opener against Nicholls, taking the first offensive play of the 2014 season 82 yards to the house on the ground and following up with a 50-yard TD grab later in the first half. He opened the second half with a 47-yard kick return.

• Six of 10 touches in three career home openers have gone for 20+ yards.

► SPRINKLE TO CONTINUE #TEU LEGACY

• Alongside consensus All-American and Mackey Award winner **HUNTER HENRY**, **JEREMY SPRINKLE** caught 27 passes for 389 yards and led all SEC TEs with six TD catches in 2015, good for a tie for ninth among FBS TEs. All six of Sprinkle's scoring grabs came during the final seven games of the season. Against Mississippi State, Sprinkle equaled the program single-game record and tied for the most touchdowns by an FBS tight end in 2015 with three.

• One of the most impressive parts of Sprinkle's junior campaign was that 21 of his 27 receptions resulted in a first down or touchdown, for a conversion rate of 77.8 percent. In addition, 16 of his receptions went for at least 10 yards, including seven for 20 yards or more.

► MORGAN + REED = A DANGEROUS DUO

• In the Razorbacks' 53-52 win in OT at Ole Miss last season, **WR DREW MORGAN** (nine receptions, 122 yards and three TDs) and **WR DOMINIQUE REED** (seven receptions, 105 yards and two TDs) led an offense that totaled a season-high 605 yards. The duo became the first pair of Arkansas receivers to each post 100 receiving yards in a game since Sept. 1, 2012.

• Morgan and Reed finished the 2015 season with a combined 1,378 yards through the air, including all four of the WR corps' 100-yard games. The pair also combined for 16 receiving TDs, good for second in the SEC among WR duos. **Below is a look at the top WR TD receiving duos in the SEC in 2015:**

Rank	WR Duo	Team	TDs
1	Laquon Treadwell/Quincy Adebeyejo	Ole Miss	18
2	Drew Morgan/Dominique Reed	Arkansas	16
3	De'Runnya Wilson/Fred Ross	Miss. State	15
T-4	Calvin Ridley/Richard Mullaney	Alabama	12
T-4	Christian Kirk/Josh Reynolds	Texas A&M	12

► ELLIS/GREENLAW TACKLING DUO

• The linebacker duo **BROOKS ELLIS** and **DRE GREENLAW** finished the 2015 season ranked first and second, respectively, on the team in tackles. The two combined for 197 tackles (91 solo), 11.5 tackles for loss, 2.5 sacks, six QB hurries, one interception, two forced fumbles and one fumble recovery.

• The duo finished as one of six pairs of teammates to rank in the SEC's top 20 in total tackles and paced the Razorbacks in tackles in 9 of 13 contests last season. **Below is a list of games that either Ellis or Greenlaw led the team in tackles in 2015:**

Opponent	Date	Player	Tackles
Texas Tech	Sept. 19	Brooks Ellis	12
Texas A&M	Sept. 26	Dre Greenlaw	5
at Tennessee	Oct. 3	Dre Greenlaw	10
at Alabama	Oct. 10	Brooks Ellis	15
Auburn	Oct. 24	Dre Greenlaw	16
UT Martin	Oct. 31	Dre Greenlaw	10
at LSU	Nov. 14	Dre Greenlaw	12
Miss. State	Nov. 21	Brooks Ellis	15
Missouri	Nov. 27	Brooks Ellis/Tevin Beanum	6

► 2016 RAZORBACK TRENDS

Overall.....	0-0
vs. SEC.....	0-0
Non-Conference.....	0-0
Home.....	0-0
Away.....	0-0
Neutral.....	0-0
Day Games.....	0-0
Night Games (6 p.m. start or later).....	0-0
vs. Top 25 teams.....	0-0
TV games.....	0-0
on SEC Network.....	0-0
on ESPN.....	0-0
on ESPN2.....	0-0
on ESPNU.....	0-0
on CBS.....	0-0
on ABC.....	0-0

OFFENSE

When scoring first.....	0-0
When opponents score first.....	0-0
When leading at halftime.....	0-0
When trailing at halftime.....	0-0
When tied at halftime.....	0-0
When leading after third quarter.....	0-0
When trailing after third quarter.....	0-0
When tied after third quarter.....	0-0
In overtime games.....	0-0
When scoring less than 20 points.....	0-0
When scoring 20+ points.....	0-0
When scoring 30+ points.....	0-0
When scoring 40+ points.....	0-0
When allowing less than 20 points.....	0-0
When allowing 20+ points.....	0-0
When allowing 30+ points.....	0-0
When rushing for < 100 yards.....	0-0
When rushing for 100+ yards.....	0-0
When rushing for 200+ yards.....	0-0
When passing for 200+ yards.....	0-0
When passing for 250+ yards.....	0-0
When passing for 300+ yards.....	0-0
When totaling < 300 yds total offense.....	0-0
When gaining 300+ yds total offense.....	0-0

DEFENSE

When allowing < 100 yds rushing.....	0-0
When allowing 100+ yds rushing.....	0-0
When allowing 200+ yds rushing.....	0-0
When allowing < 200 yds passing.....	0-0
When allowing 200+ yards passing.....	0-0
When allowing 250+ yards passing.....	0-0
When allowing 300+ yards passing.....	0-0
When allowing < 300 yds total offense.....	0-0
When allowing 300+ yds total offense.....	0-0
When having a 100-yard rusher.....	0-0
When opp. have a 100-yard rusher.....	0-0
When having no turnovers.....	0-0
When having less than 3 turnovers.....	0-0
When having 3 or more turnovers.....	0-0
When having no takeaways.....	0-0
When having < 3 takeaways.....	0-0
When having 3 or more takeaways.....	0-0
When having more than 30:00 TOP.....	0-0
When having less than 30:00 TOP.....	0-0



▶ RAZORBACKS IN THE NFL

#PRHOGS

Name	Pos	NFL Team	Experience
Brandon Allen	QB	Jacksonville Jaguars	R
Alvin Bailey	OL	Cleveland Browns	4
Alex Collins	RB	Seattle Seahawks	R
Knile Davis	RB	Kansas City Chiefs	4
AJ Derby	TE	New England Patriots	2
Trey Flowers	DL	New England Patriots	2
Rohan Gaines	DB	Los Angeles Rams	R
Cobi Hamilton	WR	Pittsburgh Steelers	1
Hunter Henry	TE	San Diego Chargers	R
Denver Kirkland	OL	Oakland Raiders	R
Mitchell Loewen**	DE	New Orleans Saints	R
Ryan Mallett	QB	Baltimore Ravens	6
Darren McFadden*	RB	Dallas Cowboys	8
Tevin Mitchel	DB	Indianapolis Colts	2
Jason Peters	OL	Philadelphia Eagles	13
Darius Philon	DL	San Diego Chargers	2
Chris Smith	DE	Jacksonville Jaguars	3
Martrell Spaight	LB	Washington Redskins	2
Travis Swanson	OL	Detroit Lions	3
Robert Thomas	DL	Carolina Panthers	3
Sebastian Tretola	OL	Tennessee Titans	R
Jonathan Williams	RB	Buffalo Bills	R
Jarius Wright	WR	Minnesota Vikings	5

* active/non-football injury

^ on practice squad

** Reserve/Non-Football Injury

▶ ARKANSAS ACTIVE CAREER LEADERS

PASSING YARDS

Austin Allen188 (9 of 19)

RUSHING YARDS

Kody Walker 644 (148 attempts)

Rawleigh Williams III254 (56 attempts)

RECEIVING YARDS

Keon Hatcher1,123 (86 receptions)

Drew Morgan1,024 (73 receptions)

TOUCHDOWNS

Kody Walker13 (13 rushing)

Keon Hatcher12 (11 receiving, 1 rushing)

Drew Morgan11 (11 receiving)

TACKLES

Brooks Ellis207 (86 solo, 121 assist)

TACKLES FOR LOSS

Deatrich Wise Jr.17.5 (113 yards)

Brooks Ellis15.5 (42 yards)

Taiwan Johnson13.0 (61 yards)

SACKS

Deatrich Wise Jr.13.0 (99 yards)

INTERCEPTIONS

DJ Dean4 (9 yards)

Brooks Ellis3 (91 yards)

Henre' Toliver3 (58 yards)

▶ PROTECTING THE QB

• The Razorback offensive line led the SEC in fewest sacks allowed (14.0) in 2015 for the third straight year. Arkansas was also one of only 13 teams nationally that allowed 14.0 or fewer sacks. The Razorbacks have not allowed a sack in 15 of 38 games played under **COACH BIELEMA**.

SEC LEADERS IN FEWEST SACKS ALLOWED DURING THE PAST THREE SEASONS:

Rank	Team	2015	2014	2013	Total
1	Arkansas	14	14	8	36
2	Auburn	19	15	18	52
3	Georgia	15	17	22	54
4	Alabama	26	16	17	59
5	LSU	17	25	25	67

▶ 2016 CAPTAINS UNVEILED

• Following practice on Aug. 25, **COACH BIELEMA** announced **LB BROOKS ELLIS**, **OL DAN SKIPPER**, **RB KODY WALKER** and **DL DEATRICH WISE JR.**, as the team's 2016 captains. The captains were voted on by their teammates. Below is a look at Arkansas' team captains under Bielema for the previous three seasons:

2016: LB Brooks Ellis, OL Dan Skipper, RB Kody Walker, DL Deatrich Wise Jr.

2015: QB Brandon Allen, LB Brooks Ellis, RB Jonathan Williams, DL JaMichael Winston

2014: QB Brandon Allen, OL Brey Cook, DL Trey Flowers, DB Alan Turner

2013: FB Kiero Small, DL Chris Smith, OL Travis Swanson, DL Robert Thomas

▶ THE ULTIMATE GOAL

• This fall, Razorbacks who've graduated from the University and earned a degree but are still competing for their respective teams in their final year of NCAA eligibility will be honored with a special patch on their jersey that brings to light their academic achievement on a national stage. An initiative championed by Vice Chancellor and Director of Athletics Jeff Long, the new patch will feature the traditional red and white SEC logo with a "stole" wrapping underneath it emblazoned with the all-important word, "Graduate."



• Nine Arkansas football players will don the patch on their jersey this season: **DB JARED COLLINS**, **WR KEON HATCHER**, **WR CODY HOLLISTER**, **K ADAM MCFAIN**, **OL JAKE RAULERSON**, **TE JEREMY SPRINKLE**, **RB KODY WALKER**, **DL JAMICHAEL WINSTON** and **DL DEATRICH WISE JR.**

• Arkansas is one of 13 FBS programs with nine or more student-athletes on its roster that have already graduated, which is tied for the most in the SEC with Alabama.

▶ MAKING THE GRADE

• **COACH BIELEMA'S** recruitment philosophy of building a program with "uncommon" men has yielded record-setting results in the classroom.

• Arkansas posted a 2.94 team GPA in the spring of 2015, the highest recorded mark on record.

• Helping build the record-setting team GPA were 40 student-athletes on the Southeastern Conference (SEC) Fall Academic Honor Roll, good for the most in the conference.

• During Bielema's three seasons, Arkansas leads the SEC with 100 student-athletes on the SEC Fall Academic Honor Roll, while the 40 honorees in 2015 is the most by one school since he joined the league.



► MISCELLANEOUS OFFENSIVE STATS

GAMES WITH A RECEPTION

Player	'13	'14	'15	'16	Career
Jared Cornelius	--	8	8	--	16
Keon Hatcher	8	13	2	--	24
Cody Hollister	--	7	1	--	8
Damon Mitchell	--	0	3	--	3
Drew Morgan	0	7	13	--	20
Dominique Reed	--	--	10	--	10
Jeremy Sprinkle	3	7	10	--	20
Kody Walker	0	1	1	--	3
Rawleigh Williams III	--	--	4	--	4

5+ RECEPTIONS

Player	'13	'14	'15	'16	Career
Jared Cornelius	--	0	1	--	1
Keon Hatcher	1	3	2	--	6
Drew Morgan	0	0	7	--	7
Dominique Reed	--	--	1	--	1
Jeremy Sprinkle	--	--	1	--	1

20+ YARD RECEPTION

Player	'13	'14	'15	'16	Career
Jared Cornelius	--	2	6	--	8
Keon Hatcher	5	6	3	--	14
Cody Hollister	--	0	1	--	1
Damon Mitchell	--	0	1	--	1
Drew Morgan	0	4	12	--	16
Dominique Reed	--	--	8	--	8
Jeremy Sprinkle	1	0	7	--	8

40+ YARD RECEPTION

Player	'13	'14	'15	'16	Career
Jared Cornelius	--	0	1	--	1
Keon Hatcher	1	2	0	--	3
Damon Mitchell	--	0	1	--	1
Drew Morgan	--	1	1	--	2
Dominique Reed	--	--	3	--	3
Jeremy Sprinkle	1	0	2	--	3

FIRST DOWN RECEPTIONS

Player	'13	'14	'15	'16	Career
Jared Cornelius	--	11	20	--	31
Keon Hatcher	19	28	10	--	58
Cody Hollister	--	6	3	--	9
Drew Morgan	--	7	43	--	50
Damon Mitchell	--	0	4	--	4
Dominique Reed	--	--	21	--	21
Jeremy Sprinkle	2	4	17	--	23
Kody Walker	0	1	0	--	1
Rawleigh Williams III	--	--	1	--	1

100 YARDS RECEIVING

Player	'13	'14	'15	'16	Career
Drew Morgan	--	0	3	--	3
Keon Hatcher	0	1	1	--	2
Dominique Reed	--	--	1	--	1

GAMES WITH A RECEIVING TD

Player	'13	'14	'15	'16	Career
Jared Cornelius	--	2	3	--	5
Keon Hatcher	2	6	1	--	10
Cody Hollister	--	1	0	--	1
Damon Mitchell	--	0	1	--	1
Drew Morgan	--	1	7	--	8
Dominique Reed	--	--	5	--	5
Jeremy Sprinkle	0	1	4	--	5

DREW MORGAN is one of only seven players in the SEC to record 100-yards receiving and three TD catches in a road game since 2000.



GAMES WITH MULTIPLE RECEIVING TDS

Player	'13	'14	'15	'16	Career
Keon Hatcher	0	0	1	--	1
Drew Morgan	0	0	2	--	2
Dominique Reed	--	--	1	--	1
Jeremy Sprinkle	0	0	1	--	1

10+ YARD RUNS

Player	'13	'14	'15	'16	Career
Jared Cornelius	--	1	3	--	4
Keon Hatcher	4	2	0	--	6
Damon Mitchell	--	4	1	--	1
Dominique Reed	--	--	1	--	1
Kody Walker	2	2	9	--	13
Rawleigh Williams III	--	--	5	--	5

20+ YARD RUNS

Player	'13	'14	'15	'16	Career
Jared Cornelius	--	0	1	--	1
Keon Hatcher	1	1	0	--	2
Kody Walker	0	0	3	--	3
Rawleigh Williams III	--	--	1	--	1

RUSHING FIRST DOWNS

Player	'13	'14	'15	'16	Career
Austin Allen	--	3	0	--	3
Jared Cornelius	--	1	3	--	4
Juan Day	--	--	1	--	1
Keon Hatcher	4	2	0	--	6
Damon Mitchell	--	5	1	--	6
Dominique Reed	--	--	1	--	1
Kody Walker	2	1	22	--	28
Rawleigh Williams III	--	--	10	--	10

100 YARDS RUSHING

Player	'13	'14	'15	'16	Career
Rawleigh Williams III	--	--	1	--	1

GAMES WITH A RUSHING TD

Player	'13	'14	'15	'16	Career
Austin Allen	--	1	0	--	1
Jared Cornelius	--	0	2	--	2
Keon Hatcher	0	1	0	--	1
Damon Mitchell	--	0	1	--	1
Dominique Reed	--	--	1	--	1
Kody Walker	0	1	5	--	8
Rawleigh Williams III	--	--	1	--	1

GAMES WITH MULTIPLE RUSHING TDS

Player	'13	'14	'15	'16	Career
Kody Walker	0	0	1	--	3



► WISE BURSTS ONTO SCENE IN 2015

• A skilled pass rusher who has great size and burst off the line of scrimmage, **DL DEATRICH WISE JR.** tallied 31 tackles – including 10.5 for loss – and eight sacks in 13 games played last season. All eight of his sacks came during SEC play, which led the league in that category.

• Wise was especially dominant during the month of November as he recorded seven sacks through the final four regular-season contests, a figure that paced the SEC and ranked second nationally during that stretch.

• The Carrollton, Texas, native has recorded 11 of his 13 career sacks against SEC opponents, including at least a half-sack in six of the last nine conference games he's played in. **Wise enters 2016 ranked fifth among the SEC's active career sack leaders:**

Rank	Player	Team	Pos.	Career Sacks
1	Myles Garrett	Texas A&M	DL	24.0
2	Derek Barnett	Tennessee	DL	20.0
3	Jonathan Allen	Alabama	DL	18.0
4	Marquis Haynes	Ole Miss	DL	17.5
5	Deatrich Wise Jr.	Arkansas	DL	13.0

► STUFFING THE RUN

• Arkansas has ranked second in the SEC in rushing defense each of the last two seasons. In 2015, Arkansas allowed only 116.5 rushing yards per game, good for 12th nationally, despite playing some of the better rushing offenses in the country. **The Razorbacks held 12 of their 13 opponents below their season rushing average:**

Opponent	RuYds All.	Rush YPG	Difference
UTEP	58	147.3	-89.3
Toledo	81	207.9	-126.9
Texas Tech	171	191.3	-20.3
vs. Texas A&M	65	171.7	-104.1
at Tennessee	133	223.7	-90.7
at Alabama	134	199.9	-65.9
Auburn	162	196.3	-34.3
UT Martin	139	163.2	-24.2
Ole Miss	222	183.1	38.9
LSU	59	257.42	-198.4
Mississippi St.	123	144.1	-21.1
Missouri	88	115.4	-27.4
Kansas State	79	157.7	-78.7
Total	116.5	181.5	-65.0

• Additionally, Arkansas' defense did not allow a running back to rush for more than 100 yards in regulation. Most notably, the Razorbacks held both LSU's Leonard Fournette (91) and Heisman Trophy winner Derrick Henry (95) of national champion Alabama below 100 yards rushing. The nation's two leading rushers averaged 162.8 and 147.9 yards respectively.

► 28-POINT MARK UNDER ROBB SMITH

• Arkansas has held its opponent to 28 points or less in 19 of 26 games played under defensive coordinator Robb Smith. The Razorbacks are 13-6 when allowing 28 points or less since Smith joined the program prior to the 2014 season.

► MISCELLANEOUS DEFENSIVE STATS

DOUBLE-DIGIT TACKLES

Player	'13	'14	'15	'16	Career
Jared Collins	0	1	0	--	1
Brooks Ellis	2	1	3	--	6
Dre Greenlaw	--	--	4	--	4
Kevin Richardson	--	0	2	--	2
Josh Williams	--	1	0	--	1

TEAM LEADER IN TACKLES

Player	'13	'14	'15	'16	Career
Tevin Benum	--	0	1	--	1
Brooks Ellis	0	0	4	--	4
Dre Greenlaw	--	--	5	--	5
Jeremiah Ledbetter	--	--	1	--	1
Josh Liddell	--	0	1	--	1
Kevin Richardson	--	0	2	--	2
Henre' Tolliver	--	0	1	--	1
Josh Williams	--	1	0	--	1

GAMES WITH A SACK (Half sacks included)

Player	'13	'14	'15	'16	Career
Tevin Benum	--	0	3	--	3
Jared Collins	0	1	0	--	1
DJ Dean	0	0	1	--	1
Brooks Ellis	1	1	2	--	4
Dre Greenlaw	--	--	1	--	1
Taiwan Johnson	0	3	2	--	5
Jeremiah Ledbetter	--	--	3	--	3
Brandon Lewis	1	0	0	--	1
Karl Roesler	--	--	1	--	1
Henre' Tolliver	--	1	0	--	1
Josh Williams	--	1	0	--	1
Deatrich Wise	4	2	5	--	12

MULTIPLE SACKS (1.5 sacks or more)

Player	'13	'14	'15	'16	Career
Taiwan Johnson	0	1	0	--	1
Deatrich Wise	0	1	2	--	3





► 2015 TEAM STATS COMPARISON

CATEGORY	ARKANSAS	LA TECH
Scoring Offense	35.9	37.5
Total Offense	465.5	482.8
Rushing Offense	197.3	159.6
Passing Offense	268.2	256.5
Scoring Defense	27.4	26.8
Total Defense	391.6	375.8
Pass Defense	275.2	256.5
Rushing Defense	116.5	119.3
Kickoff Return Avg.	20.58	20.26
Punt Return Avg.	13.29	9.25
Time of Possession	34:23	30:36
3rd Down Conv. Pct.	46.9%	38.8%
Opp. 3rd-D Conv. Pct.	44.1%	40.0%
TO Margin	0.54	0.08
Net Punting	36.52	35.57
Fumbles Recovered	7	9
Passes Intercepted	11	13
Fumbles Lost	7	10
Turnovers Gained	18	22
Turnovers Lost	11	21
Passing Efficiency	167.15	150.37
Pass Efficiency Defense	141.71	128.58
Fewest Penalties	55	72
Fewest Yards Penalized	477	654
Sacks	1.54	1.85
Tackles for Loss	5.3	7.0
First Downs	305	309
Red Zone Offense	0.831	0.875
Red Zone Defense	0.868	0.875

► 2015 CONFERENCE (NCAA) RANKS

CATEGORY	ARKANSAS	LA TECH
Scoring Offense	2 (27)	3 (19)
Total Offense	2 (29)	3 (21)
Rushing Offense	4 (34)	6 (80)
Passing Offense	3 (32)	3 (13)
Scoring Defense	12 (68)	4 (40)
Total Defense	11 (58)	2 (48)
Pass Defense	14 (116)	8 (99)
Rushing Defense	2 (12)	1 (13)
Kickoff Return Avg.	8 (79)	11 (85)
Punt Return Avg.	4 (15)	3 (55)
Time of Possession	1 (3)	3 (50)
3rd Down Conv. Pct.	1 (15)	9 (73)
Opp. 3rd-D Conv. Pct.	12 (102)	7 (73)
TO Margin	4 (28)	4 (61)
Net Punting	9 (87)	10 (105)
Fumbles Recovered	8 (88)	6 (45)
Passes Intercepted	9 (71)	6 (42)
Fumbles Lost	1 (1)	3 (77)
Turnovers Gained	9 (78)	6 (43)
Turnovers Lost	2 (3)	4 (69)
Passing Efficiency	1 (5)	4 (25)
Pass Efficiency Defense	14 (103)	5 (69)
Fewest Penalties	2 (9)	5 (43)
Fewest Yards Penalized	2 (9)	5 (49)
Sacks	12 (102)	6 (80)
Tackles for Losses	12 (96)	1 (27)
First Downs	3 (29)	3 (25)
Red Zone Offense	8 (76)	2 (34)
Red Zone Defense	14 (90)	11 (97)

► THE SERIES: ARKANSAS VS. LOUISIANA TECH

SERIES HISTORY

Date	UA/Opp Rank	Site	Result
Nov. 3, 1901		Ruston, La.	W, 16-0
Oct. 12, 1996		Little Rock, Ark.	W, 38-21
Sept. 27, 1997		Little Rock, Ark.	W, 17-13

THE LAST TIME...

- The Razorbacks and Bulldogs faced off last in 1997 at War Memorial Stadium in Little Rock.
- Arkansas took home a 17-13 victory behind a pair of **CLINT STOERNER** TD passes and 240 yards through the air.
- The passing total was Stoerner's third-highest in a game that season.
- Stoerner connected with **WRs ANTHONY EUBANKS** and **EMANUEL SMITH** for the scores, both in the first quarter.
- The Razorback offense combined for 323 yards, 100 coming strictly from the Stoerner-Eubanks connection.
- **K TODD LATOURETTE** added in a field goal early in the fourth quarter to give Arkansas the final margin.

► ARKANSAS IN SEASON OPENERS

QUICK NOTES

- In it's last three openers under **COACH BIELEMA**, the Razorbacks have scored 21 points or more.
- In two of those three openers, the defense allowed 14 points or less.
- The Arkansas offense has put up at least 34 points in seven of the last nine season openers. Last year, the offense scored 48 points against UTEP.
- Since 1977, Arkansas is 31-7-1 in season openers and has won by an average of 25.3 points per game.
- **LB BROOKS ELLIS** has totaled seven tackles or more in the season opener. Against UTEP in 2015, he had seven tackles, one for a loss, while in 2014 at Auburn, he had eight tackles, six unassisted and 2.5 for a loss.
- Against UTEP in last year's opener, **WR KEON HATCHER** totaled 106 yards on just six catches with two touchdowns, leading all receivers.
- Before Hatcher's 100+ yard season opening performance, the last Razorback players to catch for 100 yards or more in the first game of the year were **TE CHRIS GRAGG** (110) and **WR BRANDON MITCHELL** (122) against Jacksonville State (2012).
- **WR ANTHONY LUCAS** is the last Razorback player to have two-straight 100-yard receiving season opening games coming in 1998 and 1999 (113 yards vs. Southwestern Louisiana, 194 yards vs. SMU)



QB CLINT STOERNER put up 240 yards passing in Arkansas' 17-13 win over Louisiana Tech in 1997 at War Memorial Stadium.

► ON THIS DATE: SEPT. 3

Year	Opponent	Result	Score
1988	Pacific (Calif.)+	W	63-14
1994	SMU+	W	34-14
2005	Missouri State	W	49-17
2011	Missouri State	W	51-7

+ Little Rock, Ark.

- In the 1988 season opener under head coach Ken Hatfield, the Hogs dominated Pacific, one of 10 wins that led Arkansas to the Southwest Conference title and a Cotton Bowl berth.
- Under Danny Ford in 1994, the Razorbacks kicked off the season with a 20 point victory over SMU, which included 561 yards of total offense, 330 on the ground, led by Oscar Malone (151).
- The Razorbacks began the 2011 season with a 44-point win over Missouri State and ended the year with a school-record tying 11 wins.



HEAD COACH BRET BIELEMA

► THE COACH B FILE

COACHING HISTORY

2013-Pres.	Arkansas (Head Coach)
2006-12	Wisconsin (Head Coach)
2004-05	Wisconsin (Def. Coord./Linebackers)
2002-03	Kansas State (Co-Def. Coord./LB)
1996-2001	Iowa (Linebackers)
1994-95	Iowa (Graduate Assistant)

PLAYING HISTORY

1989-92	Iowa (Defensive Tackle)
---------	-------------------------

POSTSEASON EXPERIENCE

HEAD COACH

Arkansas	2016 Liberty Bowl
	2014 Texas Bowl
Wisconsin	2013 Rose Bowl
	2012 Rose Bowl
	2011 Rose Bowl
	2009 Champs Sports Bowl
	2008 Champs Sports Bowl
	2008 Outback Bowl
	2007 Capital One Bowl

ASSISTANT COACH

Wisconsin	2006 Capital One Bowl
	2005 Outback Bowl
Kansas State	2004 Fiesta Bowl
	2002 Holiday Bowl
Iowa	2001 Alamo Bowl
	1997 Sun Bowl
	1996 Alamo Bowl
	1995 Sun Bowl

PLAYER

Iowa	1991 Rose Bowl
	1991 Holiday Bowl

► BY THE NUMBERS

102

Coach Bielema has had **102** 100-yard rushers over his 10 seasons as a head coach at Arkansas and Wisconsin.

100

During coach Bielema's 3 years at Arkansas, a league-high **100** Razorbacks have earned a spot on the SEC Fall Academic Honor Roll.

19

A former walk-on at Iowa, coach Bielema has awarded **19** scholarships to walk-ons at Arkansas since 2013.

14

14 Razorbacks have been selected in the NFL Draft over the last three years, good for fourth-most in the SEC over that span.

2

In the last 5 years, coach Bielema has mentored **2** QBs that have led the FBS in QBR Rating in Brandon Allen (2015) & Russell Wilson (2011).



► YEAR-BY-YEAR HEAD COACHING RECORD

Year	School	Overall	Conference	Bowl	Final Ranking
2006	Wisconsin	12-1	7-1 (T-2nd)	Capital One (Beat No. 12 Arkansas, 17-14)	No. 7
2007	Wisconsin	9-4	5-3 (4th)	Outback (Lost to No. 16 Tennessee, 21-17)	No. 24
2008	Wisconsin	7-6	3-5 (T-6th)	Champs Sports (Lost to Florida St., 42-13)	--
2009	Wisconsin	10-3	5-3 (T-4th)	Champs Sports (Beat No. 14 Miami, 20-14)	No. 16
2010	Wisconsin	11-2	7-1 (T-1st)	Rose (Lost to No. 3 TCU, 21-19)	No. 7
2011	Wisconsin	11-3	6-2 (1st)	Rose (Lost to No. 6 Oregon, 45-38)	No. 10
2012	Wisconsin	8-5	4-4 (1st)	Rose (Lost to No. 8 Stanford, 20-14)*	--
2013	Arkansas	3-9	0-8 (7th West)	--	--
2014	Arkansas	7-6	2-5 (7th West)	Texas (Beat Texas, 31-7)	--
2015	Arkansas	8-5	5-3 (T-3rd West)	Liberty (Beat Kansas State, 45-23)	--
TOTALS		86-44	44-36	4-4	

^ - Won Big Ten Championship Game | * - Did not coach in Rose Bowl and loss is not reflected in record

The University of Arkansas captivated the college football world by naming Bret Bielema the 32nd head coach in Razorback history on December 2012. Since arriving in Fayetteville, Bielema, who enters his fourth season on The Hill, has in turn captivated the passionate Razorback fan base and the state with the culture he is creating and the standards he is holding the program to.

Throughout his head coaching career, Bielema has won three conference championships and coached 13 first-team All-Americans, numerous award winners, 39 NFL Draft picks and NFL superstars. Among the NFL players coached by Bielema are three-time Defensive Player of the Year J.J. Watt, Super Bowl winning quarterback Russell Wilson and No. 1 overall draft pick and eight-time Pro Bowler Joe Thomas.

Backed by his "Five Edges" to success, Bielema represented the qualities Arkansas was looking for: a leader of young men who holds student-athletes responsible both on and off the field and a coach who has a proven record of winning championships.

Bielema's recruitment philosophy of building a program on "uncommon" men have yielded record-setting results in the classroom. Arkansas posted a 2.94 team GPA in the spring of 2015, the highest recorded mark on record. Helping build the record-setting team GPA were 40 student-athletes on the Southeastern Conference (SEC) Fall Academic Honor Roll, good for the most in the conference. During Bielema's three seasons, Arkansas leads the SEC with 100 student-athletes on the SEC Fall Academic Honor Roll, while the 40 honorees in 2015 is the most by one school since he joined the league.

In 2015, Arkansas' off the field success was accompanied by on the field results to the tune of winning six of its last seven games and finishing in a tie for third place in the SEC West with a 5-3 mark. The Razorbacks displayed the resolve of their head coach by bouncing back from a tough start to pick up three SEC road wins and two overtime victories in conference action. Arkansas' wins at Tennessee, Ole Miss and LSU marked the first time in program history that the Razorbacks won three road games against teams that finished in the final Associated Press Top 25 poll.

Arkansas' surge in late October through November set up a Liberty Bowl matchup with Kansas State and one of Bielema's mentors head coach Bill Snyder. For the second-straight year the Razorbacks capped the season with a win in front of a large contingent of Arkansas fans, defeating Kansas State 45-23. With the win, Bielema became the first coach in program history to win back-to-back bowl games while Arkansas is the only SEC West team to win a bowl game each of the last two years.





HEAD COACH BRET BIELEMA

A key ingredient in Arkansas' success in 2015 was its balance and efficiency on offense. The Razorbacks led the SEC in scoring in conference games (34.4) while reaching 50+ points four times during the final six regular season games, breaking the previous program single-season record of three set in 1910, 1916 and 2007. Arkansas was the only school in the SEC and one of eight nationally to have both a 3,000-yard passer and 1,000-yard rusher during the regular season. Brandon Allen's 30 touchdowns through the air and Alex Collins' program record 20 scores on the ground made them the only duo in the nation to hit those statistical peaks.

Individual records and postseason accolades stacked up during and after the 2015 season, highlighted by junior tight end Hunter Henry winning the John Mackey Award. A consensus first-team All-American, Henry led all FBS tight ends with 739 yards receiving, as Arkansas became the first program to have two players win the John Mackey Award. Collins became just the third player in SEC history to start his career with three straight seasons of 1,000-yards rushing en route to earning All-America third team honors from Athlon. Paving the way for Collins was senior offensive lineman Sebastian Tretola, who was the co-recipient of the Jacobs Blocking trophy as the SEC's top blocker. Tretola was named a first-team All-American by Sports Illustrated and a second-team All-American by three other outlets.

Bielema is building Arkansas into a pro-style football program that prepares players for the NFL. He has had 39 draft picks in 10 seasons, good for the second-most among current head coaches with 10 years or less experience.

Since Bielema's arrival, a total of 14 Razorbacks have been selected in the NFL Draft which ranks as the fourth-most among SEC programs during that span. After having four defensive players chosen in the 2015 NFL Draft - the school's most since 1989 - Arkansas saw five offensive players find NFL homes during the 2016 draft. The five offensive players taken were the second-most from one school in the 2016 NFL Draft.

Henry was not only the first Razorback taken in the 2016 NFL Draft but also the first tight end selected when he went in the second round to the San Diego Chargers. Jonathan Williams (Buffalo Bills) and Collins (Seattle Seahawks) became just the second running back duo since Arkansas greats Darren McFadden and Felix Jones in 2008 to be picked in the top five rounds of the same NFL Draft when they both went in the fifth round. Less than 30 picks after Collins, both Tretola (Tennessee Titans) and Allen (Jacksonville Jaguars) came off the board in the sixth round to round out the program's most offensive players taken in the same draft since 2008.

Arkansas closed 2014 and its second season under Bielema by winning three of its final four games against traditional powers LSU, Ole Miss and Texas. The victories marked the first time in school history the Hogs have defeated those three teams in the same season. The Razorbacks finished 7-6 with a 31-7 victory over Texas in the AdvoCare V100 Texas Bowl, marking Arkansas' first winning season since 2011.

Bielema has always prided himself on a balanced offensive attack and that is exactly what the Razorbacks accomplished in 2014. Running backs Williams and Collins were the only FBS teammates to rush for more than 1,000 yards each and both players finished in the top five of the SEC in rushing totals.

Arkansas was the SEC's most improved defense in 2014, allowing just 19.2 points per game. With an 11.9 points per game improvement from the previous season, the Razorbacks had the seventh-most improved defense in the nation. Arkansas became the first unranked team in college football history to post back-to-back shutouts over ranked opponents after blanking No. 20 LSU and No. 8 Ole Miss. Senior linebacker and consensus first-team All-SEC selection Martrell Spaight was the first Razorback to ever lead the SEC with 128 total tackles.

In his first season at Arkansas (2013), the Razorbacks had five student-athletes named Freshmen All-Americans: Collins, offensive linemen Denver Kirkland and Dan Skipper, Henry and defensive tackle Darius Philon. Collins was named the SEC Freshman of the Year.

Bielema lettered from 1989-92 at Iowa after joining the program as a walk-on. He earned a scholarship after his first year and was a member of Iowa's 1990 Big Ten championship team. A starter as a junior in 1991, he was a team co-captain as a senior. Bielema signed a free agent contract with the Seattle Seahawks and later completed his playing career with the Milwaukee Mustangs of the Arena Football League.

A 1992 graduate of Iowa with a degree in marketing, Bielema married his wife, Jen, on March 10, 2012.



▶ COACH B's RECORD WHEN ...

Scoring First.....	64-21
Opponent Scores First.....	22-23
Leading After 1st Quarter.....	56-12
Leading At Halftime.....	68-14
Leading After 3rd Quarter.....	76-13
Scoring 20+ Points.....	79-20
Scoring 30+ Points.....	66-6
Scoring 40+ Points.....	38-1
Scoring 50+ Points.....	18-1
Scoring 60+ Points.....	8-0
Scoring 70+ Points.....	5-0
Scoring 80+ Points.....	1-0
400+ Yards Total Offense.....	57-13
500+ Yards Total Offense.....	20-3
600+ Yards Total Offense.....	10-0
200+ Rushing Yards.....	54-13
300+ Rushing Yards.....	19-0
400+ Rushing Yards.....	7-0
500+ Rushing Yards.....	2-0
200+ Passing Yards.....	46-19
300+ Passing Yards.....	10-3
20+ First Downs.....	62-18
40 percent+ 3rd-Down Conv.....	66-17
2 or Fewer Turnovers.....	75-32
15 or Fewer Points Allowed.....	43-2
20 or Fewer Points Allowed.....	58-7
300 or Less Yds Total Off Allowed.....	45-5
150 or Less Rush Yds Allowed.....	66-23
100 or Less Rush Yds Allowed.....	39-12
150 or Less Pass Yds Allowed.....	32-8
100 or Less Pass Yds Allowed.....	13-4
15 or Less 1st Downs Allowed.....	43-5
2+ Turnovers Forced.....	46-15
More Rush Yards.....	79-19
More Pass Yards.....	48-14
Fewer Turnovers.....	42-10
More Time of Possession.....	65-24
More First Downs.....	72-17
Fewer Penalties.....	39-19
1 Penalty.....	3-2
2-5 Penalties.....	54-22
6-9 Penalties.....	28-17
10+ Penalties.....	1-3
Special Teams Touchdown.....	10-3
100-Yard Rusher.....	69-15
200-Yard Passer.....	44-18
100-Yard Receiver.....	23-11
100-Yd Rusher+200-Yd Passer.....	7-6

▶ BEING BRET BIELEMA

Four new episodes of the min-series "BEING Bret Bielema" produced by Sports Talk with Bo and JM Associates will make their way to prime time in August on ESPNU. Each 30-minute episode will debut at 8 p.m. CT, culminating with all four episodes being show on ESPNU on Aug. 31 from 6:30-8:30 p.m. CT.





KEON HATCHER has scored on four of his last nine touches in Arkansas' last two home openers.

► OFFENSE

WR1	80	Drew Morgan (Sr., 6-0, 193)	- OR -
	4	Keon Hatcher (Sr., 6-2, 207)	
	10	Jordan Jones (Fr., 6-1, 184)	
	84	D'Vone McClure (Fr., 6-2, 219)	
WR2	81	Cody Hollister (Sr., 6-4, 209)	- OR -
	1	Jared Cornelius (Jr., 5-11, 212)	
	3	Dominique Reed (Sr., 6-3, 175)	- OR -
	13	Deon Stewart (R-Fr., 5-11, 164)	
TE	83	Jeremy Sprinkle (Sr., 6-6, 256)	- OR -
	44	Austin Cantrell (R-Fr., 6-4, 269)	
	87	Jack Kraus (So., 6-5, 252)	
LT	70	Dan Skipper (Sr., 6-10, 319)	
	60	Brian Wallace (So., 6-6, 335)	
LG	51	Hjalte Froholdt (So., 6-4, 318)	
	62	Johnny Gibson (So., 6-4, 344)	
C	72	Frank Ragnow (Jr., 6-5, 319)	
	75	Zach Rogers (So., 6-1, 306)	
RG	50	Jake Raulerson (Jr., 6-4, 301)	
	76	Paul Ramirez (Jr., 6-6, 299)	
RT	74	Colton Jackson (R-Fr., 6-6, 300)	
	79	Jalen Merrick (R-Fr., 6-4, 327)	
QB	8	Austin Allen (Jr., 6-1, 209)	
	5	Ty Storey (R-Fr., 6-2, 212)	
RB	24	Kody Walker (Sr., 6-2, 240)	- OR -
	22	Rawleigh Williams III (So., 5-10, 226)	
	21	Devwah Whaley (Fr., 5-11, 216)	- OR -
	7	Damon Mitchell (Jr., 6-2, 215)	
FB	32	Hayden Johnson (Fr., 6-3, 248)	
	34	Kendrick Jackson (So., 6-1, 255)	

► DEFENSE

DE	96	Karl Roesler (Jr., 6-1, 256)
	97	Tevin Beanum (Jr., 6-4, 251)
DT	94	Taiwan Johnson (Sr., 6-2, 284)
	41	Austin Capps (Fr., 6-4, 309)
DT	55	Jeremiah Ledbetter (Sr., 6-3, 280)
	3	McTelvin Agim (Fr., 6-3, 289)
DE	48	Deatrich Wise Jr. (Sr., 6-5, 271)
	6	JaMichael Winston (Sr., 6-4, 260)
SLB	27	Khalia Hackett (Jr., 6-2, 223)
	21	Josh Williams (Sr., 6-1, 249)
MLB	51	Brooks Ellis (Sr., 6-2, 245)
	8	De'Jon Harris (Fr., 6-0, 255)
WLB	23	Dre Greenlaw (So., 6-0, 226)
	35	Dwayne Eugene (Jr., 6-1, 235)
CB	29	Jared Collins (Sr., 5-11, 173)
	30	Kevin Richardson II (Jr., 6-0, 178)
FS	28	Josh Liddell (Jr., 6-1, 210)
	38	Reid Miller (So., 5-9, 197)
SS	9	Santos Ramirez (So., 6-2, 205)
	20	De'Andre Coley (Jr., 6-1, 214)
CB	5	Henre' Toliver (Jr., 6-1, 185)
	11	Ryan Pulley (So., 5-11, 198)

► SPECIAL TEAMS

K	9	Cole Hedlund (So., 5-10, 171)
	48	Adam McFain (Sr., 6-0, 187)
P	37	Toby Baker (Sr., 6-3, 215)
	8	Blake Johnson (R-Fr., 6-0, 193)
KO	48	Adam McFain (Sr., 6-0, 187)
	9	Cole Hedlund (So., 5-10, 171)
KS	49	Robert Decker (Jr., 6-0, 249)
	56	Matt Emrich (Sr., 6-3, 198)
DS	56	Matt Emrich (Sr., 6-3, 198)
	49	Robert Decker (Jr., 6-0, 249)
H	56	Matt Emrich (Sr., 6-3, 198)
	37	Toby Baker (Sr., 6-3, 215)
KOR	3	Dominique Reed (Sr., 6-3, 175)
	80	Drew Morgan (Sr., 6-0, 193)
PR	1	Jared Cornelius (Jr., 5-11, 212)
	80	Drew Morgan (Sr., 6-0, 193)





► NUMERICAL ROSTER

No	Name	Pos	Ht	Wt	Cl/Exp	Hometown (HS/Other)
1	Jared Cornelius	WR	5-11	212	Jr./2L	Shreveport, La. (Evangel Christian Academy)
2	DJ Dean	DB	5-11	199	Sr./3L	Newton, Texas (Newton HS)
3	McTelvin Agim	DL	6-3	289	Fr./HS	Texarkana, Texas (Hope HS [Ark.])
3	Dominique Reed	WR	6-3	175	Sr./1L	Camden, Ark. (Fairview HS/Coffeyville CC [Kan.])
4	Keon Hatcher	WR	6-2	207	Sr./3L	Owasso, Okla. (Owasso HS)
4	Alexy Jean-Baptiste	LB	6-2	231	Fr./HS	Pompano Beach, Fla. (Coconut Creek HS)
5	Ty Storey	QB	6-2	212	R-Fr./RS	Charleston, Ark. (Charleston HS)
5	Henre' Toliver	DB	6-1	185	Jr./2L	Marrero, La. (Archbishop Rummel HS)
6	T.J. Hammonds	RB	5-10	197	Fr./HS	Little Rock, Ark. (Robinson HS)
6	JaMichael Winston	DL	6-4	260	Sr./3L	Pritchard, Ala. (Vigor HS)
7	Briston Guidry	DL	6-3	294	Fr./HS	Metairie, La. (Archbishop Rummel HS)
7	Damon Mitchell	RB	6-2	215	Jr./1L	Egg Harbor City, N.J. (Cedar Creek HS)
8	Austin Allen	QB	6-1	209	Jr./2L	Fayetteville, Ark. (Fayetteville HS)
8	De'Jon Harris	LB	6-0	255	Fr./HS	Harvey, La. (John Ehret HS)
8	Blake Johnson	P	6-0	193	R-Fr./RS	Long Beach, Calif. (Los Alamitos HS)
9	Cole Hedlund	K	5-10	171	So./1L	Argyle, Texas (Argyle HS)
9	Santos Ramirez	DB	6-2	205	So./1L	Shreveport, La. (Evangel Christian Academy)
9	Ricky Town	QB	6-3	214	R-Fr./RS	Thousand Oaks, Calif. (St. Bonaventure HS/USC)
10	Jordan Jones	WR	6-1	184	Fr./HS	Smackover, Ark. (Smackover HS)
10	Randy Ramsey	DE	6-4	228	So./1L	Fort Lauderdale, Fla. (Dillard HS)
11	Will Gragg	TE	6-4	254	R-Fr./RS	Dumas, Ark. (Dumas HS)
11	Ryan Pulley	DB	5-11	198	So./1L	Fort Myers, Fla. (Island Coast HS)
11	Britto Tutt	DB	6-2	177	So./JC	Augusta, Ga. (Academy of Richmond County/Ventura College [Calif.])
13	Deon Stewart	WR	5-11	164	R-Fr./RS	Highland, Ark. (Highland HS)
14	Carson Proctor	QB	6-4	211	Fr./HS	Vero Beach, Fla. (Vero Beach HS)
14	River Warnock	WR	5-11	185	So./HS	North Little Rock, Ark. (North Little Rock HS/Crowder College [Mo.])
15	Nate Dalton	DB	6-3	190	R-Fr./RS	Baton Rouge, La. (Cypress Falls HS)
15	Cole Kelley	QB	6-7	258	Fr./HS	Lafayette, La. (Teurlings Catholic HS)
16	La'Michael Pettway	WR	6-2	216	R-Fr./RS	Nashville, Ark. (Nashville HS)
17	Kofi Boateng	WR	6-1	183	Fr./HS	Arlington, Texas (Lamar HS)
18	Cameron Colbert	WR	6-1	208	So./1L	Little Rock, Ark. (Pulaski Academy)
18	Jack Lindsey	QB	6-3	184	Fr./HS	Fayetteville, Ark. (Springdale HS)
19	Anthony Antwine	TE	6-4	222	Jr./2L	Plano, Texas (Plano Senior HS)
19	Giovanni LaFrance	LB	6-1	255	Fr./HS	New Orleans, La. (Saint Augustine HS)
20	Troy Allison	WR	6-1	193	So./SQ	McGregor, Texas (McGregor HS)
20	De'Andre Coley	DB	6-1	214	Jr./2L	Miami, Fla. (Northwestern HS)
21	Devwah Whaley	RB	5-11	216	Fr./HS	Beaumont, Texas (Central HS)
21	Josh Williams	LB	6-1	249	Sr./2L	Fort Lauderdale, Fla. (Dillard HS/Dodge City CC [Kan.])
22	Deon Edwards	DB	6-1	205	Fr./HS	Clermont, Fla. (Lake Minneola HS)
22	Rawleigh Williams III	RB	5-10	226	So./1L	Dallas, Texas (Bishop Lynch HS)
23	Dre Greenlaw	LB	6-0	226	So./1L	Fayetteville, Ark. (Fayetteville HS)
24	Ryder Lucas	DB	6-0	190	So./1L	The Woodlands, Texas (The Woodlands College Park HS)
24	Kody Walker	RB	6-2	240	Sr./3L	Jefferson City, Mo. (Jefferson City HS)
25	Micahh Smith	DB	6-0	195	Fr./HS	Marshall, Texas (Marshall HS)
26	Matt Dodson	DB	5-10	208	Jr./SQ	McKinney, Texas (Boyd HS)
26	Justice Hobbs	RB	5-10	220	Fr./HS	Farmington, Ark. (Farmington HS)
27	Khalia Hackett	LB	6-2	223	Jr./2L	Douglasville, Ga. (South Paulding HS)
28	Josh Liddell	DB	6-1	210	Jr./2L	Pine Bluff, Ark. (Dollarway Senior HS)
29	Jared Collins	DB	5-11	173	Sr./3L	Tulsa, Okla. (Booker T. Washington HS)
30	Kevin Richardson II	DB	6-0	178	Jr./2L	Jacksonville, Ark. (Jacksonville HS)
31	Connor McPherson	RB	5-7	208	Jr./SQ	The Woodlands, Texas (College Park HS)
31	Grant Morgan	LB	5-11	220	Fr./HS	Greenwood, Ark. (Greenwood HS)
32	Dylan Calhoun	DB	5-10	185	Fr./HS	Waxahachie, Texas (Waxahachie HS)
32	Hayden Johnson	FB	6-3	248	Fr./HS	Columbia, Mo. (Rock Bridge HS)
33	Dee Walker	LB	6-2	208	Fr./HS	Moultrie, Ga. (Colquitt County HS)
34	Kendrick Jackson	FB	6-1	255	So./1L	Haynesville, La. (Haynesville HS)
34	Tyler Phillips	LB	6-1	232	R-Fr./RS	North Little Rock, Ark. (North Little Rock HS)
35	Dwayne Eugene	LB	6-1	235	Jr./2L	Marrero, La. (Archbishop Rummel HS)
36	Cory Hollowell	DB	6-2	202	So./HS	Corona, Calif. (Orange Lutheran HS)
37	Toby Baker	P	6-3	215	Sr./1L	Memphis, Tenn. (Memphis University HS)
37	Devin Buckner	DB	5-10	190	Fr./HS	Pine Bluff, Ark. (White Hall HS)
38	Reid Miller	DB	5-9	197	So./1L	Hollidaysburg, Pa. (IMG Academy [Fla.])
39	Juan Day	RB	6-1	214	So./1L	North Little Rock, Ark. (North Little Rock HS)
39	Byron Keaton	DB	5-10	183	R-Fr./RS	Camden, Ark. (Fairview HS)
40	Jamario Bell	TE	6-5	252	R-Fr./RS	Junction City, Ark. (Junction City HS)
41	Austin Capps	DL	6-4	309	Fr./HS	Star City, Ark. (Star City HS)
41	Chris Jones	FB	5-11	249	Jr./2L	DeQueen, Ark. (DeQueen HS)
42	Connor Limpert	K	6-1	176	Fr./HS	Allen, Texas (Allen HS)
42	Jonathan Marshall	DL	6-4	299	Fr./HS	Shepherd, Texas (Shepherd HS)
43	George Madden	LS	6-1	230	R-Fr./RS	Blanchard, Okla. (Blanchard HS)
44	Austin Cantrell	TE	6-4	269	R-Fr./RS	Roland, Okla. (Roland HS)

► ALPHABETICAL ROSTER

No	Name	Pos
3	McTelvin Agim	DL
8	Austin Allen	QB
20	Troy Allison	WR
19	Anthony Antwine	TE
37	Toby Baker	P
97	Tevin Beanum	DL
40	Jamario Bell	TE
17	Kofi Boateng	WR
53	Ben Brasuell	LB
37	Devin Buckner	DB
32	Dylan Calhoun	DB
44	Austin Cantrell	TE
41	Austin Capps	DL
46	Damani Carter	FB
18	Cameron Colbert	WR
20	De'Andre Coley	DB
29	Jared Collins	DB
1	Jared Cornelius	WR
15	Nate Dalton	DB
39	Juan Day	RB
98	Daytrion Dean	DL
2	DJ Dean	DB
49	Robert Decker	LS
26	Matt Dodson	DB
22	Deon Edwards	DB
51	Brooks Ellis	LB
56	Matt Emrich	LS/H
86	Tobias Enlow	WR
35	Dwayne Eugene	LB
51	Hjalte Frohlow	OL
62	Johnny Gibson	OL
11	Will Gragg	TE
23	Dre Greenlaw	LB
7	Briston Guidry	DL
89	Grayson Gunter	TE
27	Khalia Hackett	LB
91	Elias Hale	DL
64	Jake Hall	OL
67	Tyler Hall	OL
6	T.J. Hammonds	RB
71	Jackson Hannah	OL
8	De'Jon Harris	LB
45	Josh Harris	LB
4	Keon Hatcher	WR
69	Dylan Hays	OL
9	Cole Hedlund	K
55	Jake Heinrich	OL
26	Justice Hobbs	RB
81	Cody Hollister	WR
36	Cory Hollowell	DB
78	Bijhon Jackson	DL
74	Colton Jackson	OL
34	Kendrick Jackson	FB
4	Alexy Jean-Baptiste	LB
8	Blake Johnson	P
32	Hayden Johnson	FB
94	Taiwan Johnson	DL
41	Chris Jones	FB
10	Jordan Jones	WR
39	Byron Keaton	DB
15	Cole Kelley	QB
87	Jack Kraus	TE
19	Giovanni LaFrance	LB
54	Blake Lagrone	DL
55	Jeremiah Ledbetter	DL
99	Brandon Lewis	DL
28	Josh Liddell	DB
42	Connor Limpert	K
18	Jack Lindsey	QB
24	Ryder Lucas	DB



▶ NUMERICAL ROSTER

No	Name	Pos	Ht	Wt	Cl/Exp	Hometown (HS/Other)
45	Josh Harris	LB	5-10	239	So./1L	Pine Bluff, Ark. (Watson Chapel HS)
46	Damani Carter	FB	6-0	241	So./1L	Fayetteville, Ark. (Fayetteville HS)
47	Matt Reynolds	LB	6-1	211	Jr./SQ	McKinney, Texas (McKinney HS)
48	Adam McFain	K	6-0	187	Sr./2L	Greenwood, Ark. (Greenwood HS)
48	Deatrich Wise Jr.	DL	6-5	271	Sr./3L	Carrollton, Texas (Hebron HS)
49	Robert Decker	LS	6-0	249	Jr./SQ	Greenwich, Conn. (Greenwich HS/UConn)
50	Jake Raulerson	OL	6-4	301	Jr./TR	Celina, Texas (Celina HS/Texas)
51	Brooks Ellis	LB	6-2	245	Sr./3L	Fayetteville, Ark. (Fayetteville HS)
51	Hjalte Froholdt	OL	6-4	318	So./1L	Svendborg, Denmark (IMG Academy [Fla.])
52	T.J. Smith	DL	6-3	285	R-Fr./RS	Moultrie, Ga. (Colquitt County HS)
53	Ben Brasuell	LB	6-1	218	Fr./HS	Benton, Ark. (Benton HS)
54	Blake Lagrone	DL	6-4	215	Fr./HS	Pine Bluff, Ark. (Watson Chapel HS)
55	Jake Heinrich	OL	6-4	295	Fr./HS	Urbandale, Iowa (Urbandale HS)
55	Jeremiah Ledbetter	DL	6-3	280	Sr./1L	Orlando, Fla. (Gainesville HS [Ga.]/Hutchinson CC [Kan.])
56	Matt Emrich	LS/H	6-3	198	Sr./3L	El Dorado, Ark. (El Dorado HS)
60	Brian Wallace	OL	6-6	335	So./1L	Florissant, Mo. (Christian Brothers College HS)
61	Cooper Sone	OL	6-2	277	R-Fr./SQ	Fayetteville, Ark. (Fayetteville HS)
62	Johnny Gibson	OL	6-4	344	So./1L	Dumas, Ark. (Dumas HS)
64	Jake Hall	OL	6-5	266	So./1L	Springdale, Ark. (Har-Ber HS)
67	Tyler Hall	OL	6-4	296	Fr./HS	Maumelle, Ark. (Maumelle HS)
69	Dylan Hays	OL	6-3	294	Fr./HS	Little Rock, Ark. (Little Rock Christian)
70	Dan Skipper	OL	6-10	319	Sr./3L	Arvada, Colo. (Ralston Valley HS)
71	Jackson Hannah	OL	6-2	282	So./SQ	Bentonville, Ark. (Bentonville HS)
72	Frank Ragnow	OL	6-5	319	Jr./2L	Chanhausen, Minn. (Chanhausen HS)
73	Deion Malone	OL	6-3	296	Jr./JC	Batesville, Miss. (South Panola HS/Northwest CC [Miss.])
74	Colton Jackson	OL	6-6	300	R-Fr./RS	Conway, Ark. (Conway HS)
75	Zach Rogers	OL	6-1	306	So./1L	Carrollton, Texas (Hebron HS)
76	Paul Ramirez	OL	6-6	299	Jr./JC	Rialto, Calif. (Rialto HS/San Bernardino Valley CC [Calif.])
78	Bijhon Jackson	DL	6-2	335	Jr./2L	El Dorado, Ark. (El Dorado HS)
79	Jalen Merrick	OL	6-4	327	R-Fr./RS	Oak Hill, Fla. (New Smyrna Beach HS)
80	Drew Morgan	WR	6-0	193	Sr./3L	Greenwood, Ark. (Greenwood HS)
81	Cody Hollister	WR	6-4	209	Sr./2L	Bend, Ore. (Mountain View HS/Arizona Western)
82	Luke Rossi	WR	5-11	197	So./1L	Edmond, Okla. (North HS)
83	Jeremy Sprinkle	TE	6-6	256	Sr./3L	White Hall, Ark. (White Hall HS)
84	D'Vone McClure	WR	6-2	219	Fr./HS	Rixey, Ark. (Jacksonville HS)
85	Cheyenne O'Grady	TE	6-4	251	R-Fr./RS	Fayetteville, Ark. (Fayetteville HS)
86	Tobias Enlow	WR	6-1	200	Fr./HS	North Little Rock, Ark. (North Little Rock HS)
86	Armon Watts	DL	6-5	293	So./1L	St. Louis, Mo. (Christian Brothers College HS)
87	Jack Kraus	TE	6-5	252	So./1L	Bentonville, Ark. (Bentonville HS)
89	Grayson Gunter	TE	6-6	232	Fr./HS	Madison, Miss. (Madison Central HS)
91	Elias Hale	DL	6-5	217	Fr./HS	Fayetteville, Ark. (Fayetteville HS)
91	Michael Taylor II	DL	6-3	245	So./JC	Orlando, Fla. (The First Academy/Riverside City College [Calif.])
94	Taiwan Johnson	DL	6-2	284	Sr./2L	Manvel, Texas (Manvel HS)
96	Karl Roesler	DL	6-1	256	Jr./2L	Louisville, Ky. (St. Xavier HS)
97	Tevin Beanum	DL	6-4	251	Jr./2L	Forrest City, Ark. (Forrest City HS)
98	Daytrion Dean	DL	6-3	281	R-Fr./RS	Fort Smith, Ark. (Northside HS)
99	Brandon Lewis	DL	6-4	274	Sr./3L	Memphis, Tenn. (Ridgeway HS)

▶ ALPHABETICAL ROSTER

No	Name	Pos
43	George Madden	LS
73	Deion Malone	OL
42	Jonathan Marshall	DL
84	D'Vone McClure	WR
48	Adam McFain	K
31	Connor McPherson	RB
79	Jalen Merrick	OL
38	Reid Miller	DB
7	Damon Mitchell	RB
80	Drew Morgan	WR
31	Grant Morgan	LB
85	Cheyenne O'Grady	TE
16	La'Michael Pettway	WR
34	Tyler Phillips	LB
14	Carson Proctor	QB
11	Ryan Pulley	DB
72	Frank Ragnow	OL
76	Paul Ramirez	OL
9	Santos Ramirez	DB
10	Randy Ramsey	DE
50	Jake Raulerson	OL
3	Dominique Reed	WR
47	Matt Reynolds	LB
30	Kevin Richardson II	DB
96	Karl Roesler	DL
75	Zach Rogers	OL
82	Luke Rossi	WR
70	Dan Skipper	OL
25	Micahh Smith	DB
52	T.J. Smith	DL
61	Cooper Sone	OL
83	Jeremy Sprinkle	TE
13	Deon Stewart	WR
5	Ty Storey	QB
91	Michael Taylor II	DL
5	Henre' Toliver	DB
9	Ricky Town	QB
11	Britto Tutt	DB
33	Dee Walker	LB
24	Kody Walker	RB
60	Brian Wallace	OL
14	River Warnock	WR
86	Armon Watts	DL
21	Devwah Whaley	RB
21	Josh Williams	LB
22	Rawleigh Williams III	RB
6	JaMichael Winston	DL
48	Deatrich Wise Jr.	DL

▶ PRONUNCIATIONS

PLAYERS

McTelvin Agim (UH-geem)	Jack Kraus (Krouse)
Juan (JOO-wahn) Day	Josh LiddeII (LUH-dell)
Daytrion (DAY-tree-on) Dean	Frank Ragnow (RAG-now)
Matt Emrich (EM-rick)	Karl Roesler (RESS-ler)
Tobias Enlow (N-low)	Henre' (ON-ray) Toliver
Hjalte (YELL-duh) Froholdt (FRO-holt)	River Warnock (WAR-nick)
Khalia (KUH-lee-uh) Hackett	Devwah (DEV-wah) Whaley
De'Jon (DUH-Juhn) Harris	Deatrich (DEE-trich) Wise Jr.
Bijhon (BEE-jhon) Jackson	
Alexy Jean (gene)-Baptiste	

COACHES

Bret Bielema (BEE-luh-muh)
Dan Enos (EE-nohs)
Vernon Hargreaves (HAR-graves)
Barry Lunney (LUHN-ee) Jr.
Rory Segrest (SEE-grest)

▶ FOOTBALL STAFF

Coaching Staff

Bret Bielema Head Coach
Dan Enos Offensive Coord. / QBs
Robb Smith Defensive Coord. / Secondary
Kurt Anderson Offensive Line
Reggie Mitchell Running Backs
Vernon Hargreaves Linebackers
Paul Rhoads Defensive Backs
Barry Lunney Jr. Tight Ends
Rory Segrest Defensive Line / Specialists
Michael Smith Wide Receivers

Graduate Assistants

Brey Cook Offense
Alfred Davis Defense
Taylor Reed Offense
Mark Sheridan Defense

Quality Control

Tanner Burns Special Teams
David Parker Defense
John Roberts Offense

Support Staff

Ben Herbert Strength & Conditioning	Matt Engelbert Video
Mark Taurisani Football Operations	Matt Summers Athletic Training
EK Franks Recruiting	Bobby Allen HS/NFL Relations





► ASSOCIATED PRESS POLL

Rank	Team	Record	Points
1	Alabama (33)	0-0	1469
2	Clemson (16)	0-0	1443
3	Oklahoma (4)	0-0	1352
4	Florida State (5)	0-0	1325
5	LSU (1)	0-0	1269
6	Ohio State (1)	0-0	1224
7	Michigan (1)	0-0	1147
8	Stanford	0-0	1029
9	Tennessee	0-0	1021
10	Notre Dame	0-0	1006
11	Ole Miss	0-0	718
12	Michigan State	0-0	710
13	TCU	0-0	707
14	Washington	0-0	651
15	Houston	0-0	644
16	UCLA	0-0	496
17	Iowa	0-0	484
18	Georgia	0-0	448
19	Louisville	0-0	447
20	USC	0-0	344
21	Oklahoma State	0-0	316
22	North Carolina	0-0	283
23	Baylor	0-0	280
24	Oregon	0-0	218
25	Florida	0-0	180

Note: Bold denotes teams on Arkansas' 2016 schedule

Others receiving votes: Miami 159, **Texas A&M 81**, Utah 74, Washington State 68, Boise State 49, San Diego State 46, Wisconsin 42, **Auburn 22**, Pittsburgh 15, **Arkansas 14**, Texas 12, Nebraska 11, Navy 8, Northwestern 5, Western Kentucky 4, South Florida 2, Toledo 2

► USA TODAY COACHES POLL

Rank	Team	Record	Points
1	Alabama (55)	0-0	1585
2	Clemson (7)	0-0	1524
3	Oklahoma	0-0	1398
4	Florida State (1)	0-0	1351
5	Ohio State	0-0	1321
6	LSU	0-0	1241
7	Stanford	0-0	1149
8	Michigan	0-0	1062
9	Notre Dame	0-0	1034
10	Tennessee(1)	0-0	960
11	Michigan State	0-0	901
12	Ole Miss	0-0	792
13	Houston	0-0	668
14	TCU	0-0	649
15	Iowa	0-0	579
16	Georgia	0-0	525
17	USC	0-0	468
18	Washington	0-0	454
19	Oklahoma State	0-0	426
20	North Carolina	0-0	422
21	Baylor	0-0	383
22	Oregon	0-0	361
23	Louisville	0-0	331
24	UCLA	0-0	296
25	Florida	0-0	245

Note: Bold denotes teams on Arkansas' 2016 schedule

Others receiving votes: Miami 120, Wisconsin 82, Utah 73, Boise State 73, Washington State 47, **Texas A&M 37**, Texas 34, **Arkansas 34**, Northwestern 31, Navy 30, **Mississippi State 19**, San Diego State 18, Nebraska 17, **Auburn 17**, Western Kentucky 11, Pittsburgh 8, BYU 6, Appalachian State 4, Duke 3, South Florida 2, Arizona 2, Marshall 2, Toledo 2, Northern Illinois 1, Memphis 1, Indiana 1

► HONORS & AWARDS

MCTELVIN AGIM, FR., DL

Preseason

- Phil Steele No. 11 freshman defensive lineman in the nation
- Lindy's No. 7 Fab Freshman in the country

AUSTIN ALLEN, JR., QB

Preseason

- Manning Passing Academy Counselor

TOBY BAKER, SR., P

Preseason

- Ray Guy Award Watch List

BROOKS ELLIS, SR., LB

Preseason

- Butkus Award Watch List
- Wuerffel Trophy Watch List
- Reese's Senior Bowl Watch List
- Coaches All-SEC second team
- Athlon All-SEC third team
- Phil Steele All-SEC third team
- Phil Steele No. 17 inside linebacker in the nation
- Sporting News SEC Top Scholar

HJALTE FROHOLDT, SO., OL

Preseason

- Phil Steele All-SEC third team

BRISTON GUIDRY, FR., DL

Preseason

- Phil Steele No. 52 freshman defensive lineman in the nation

KEON HATCHER, SR., WR

Preseason

- Phil Steele No. 47 draft eligible wide receiver
- Reese's Senior Bowl Watch List

DREW MORGAN, SR., WR

Preseason

- Biletnikoff Award Watch List
- Reese's Senior Bowl Watch List
- Media All-SEC third team
- Coaches All-SEC third team
- Athlon All-SEC third team
- Phil Steele No. 39 draft eligible wide receiver

FRANK RAGNOW, JR., OL

Preseason

- Rimington Trophy Watch List
- Coaches All-SEC third team
- Phil Steele All-SEC fourth team
- Phil Steele No. 14 center in the nation

DOMINIQUE REED, SR., WR

Preseason

- Phil Steele All-SEC second team
- Phil Steele No. 41 draft eligible wide receiver
- Reese's Senior Bowl Watch List

DAN SKIPPER, SR., OL

Preseason

- Outland Trophy Watch List
- Reese's Senior Bowl Watch List
- Lindy's All-America second team
- Athlon All-America third team
- Media All-SEC first team
- Coaches All-SEC first team
- Athlon All-SEC first team
- ESPN All-SEC team
- Lindy's All-SEC first team
- Phil Steele All-SEC first team
- Sporting News All-SEC team
- Lindy's best run blocker in the SEC
- ESPN.com No. 88 player in the nation



A consensus preseason All-SEC first team selection and Outland Trophy Watch List member, **DAN SKIPPER** enters his senior season with 34 consecutive starts on the offensive line.

JEREMY SPRINKLE, SR., TE

Preseason

- John Mackey Award Watch List
- Reese's Senior Bowl Watch List
- Media All-SEC third team
- Coaches All-SEC third team
- Athlon All-SEC third team
- Lindy's All-SEC third team
- Phil Steele All-SEC third team
- Phil Steele No. 5 tight end in the nation
- Athlon Top 15 Breakout Players in the nation

HENRE' TOLIVER, JR., DB

Preseason

- Phil Steele All-SEC fourth team

KODY WALKER, SR., RB

Preseason

- Doak Walker Award Watch List
- Reese's Senior Bowl Watch List

DEVWAH WHALEY, FR., RB

Preseason

- Phil Steele No. 7 freshman running back in the nation

RAWLEIGH WILLIAMS III SO., RB

Preseason


- Doak Walker Award Watch List

DEATRICH WISE JR., SR., DL

Preseason

- Chuck Bednarik Award Watch List
- Bronko Nagurski Trophy Watch List
- Ted Hendricks Award Watch List
- Ted Hendricks Award Watch List
- Reese's Senior Bowl Watch List
- Media All-SEC third team
- Coaches All-SEC third team
- Athlon All-SEC second team
- Lindy's All-SEC third team
- Phil Steele All-SEC third team
- Allstate AFCA Good Works Team Nominee
- Phil Steele No. 9 defensive end in the nation
- ESPN.com No. 25 player in the SEC





AUSTIN ALLEN

Junior | Quarterback
6-1 | 209
Fayetteville, Ark. | Fayetteville HS

8

QUICK HITS

- Was named starting QB after the 10th practice of the spring.
- First career TD pass was 35-yards to TE Jeremy Sprinkle in the 4th quarter vs. UT Martin (10/31/15).
- Served as the backup QB during the past two seasons.
- Father, Bobby, is on staff (Director of HS/NFL Relations).
- Younger brother of former quarterback Brandon Allen.

SINGLE-GAME CAREER HIGHS

Attempts.....9 vs. Nicholls State (9/6/14)
Completions.....4 vs. Nicholls State (9/6/14)
Passing Yards.....72 vs. Nicholls State (9/6/14)
Passing TDs.....1 vs. UT Martin (10/31/15)
Rushing Yards.....18 vs. Nicholls State (9/6/14)

CAREER STATS

	PASSING								RUSHING				
	GS	COMP	ATT	PCT	YDS	TD	INT	LNG	ATT	YDS	AVG	TD	LNG
2014	5/0	8	16	50.0	153	0	1	33	7	4	0.6	1	7
2015	3/0	1	3	33.3	35	1	0	35	0	0	0.0	0	0
2016	-/-	-	-	-	-	-	-	-	-	-	-	-	-
TOTAL	8/0	9	19	47.4	188	1	1	35	7	4	0.6	1	7

2016 GAME-BY-GAME STATS

	PASSING								RUSHING				
	GS	COMP	ATT	PCT	YDS	TD	INT	LNG	ATT	YDS	AVG	TD	LNG
LA TECH													
at TCU													
TSU													
vs. TAMU													
ASU													
ALA													
MISS													
at AU													
UF													
LSU													
at MSU													
at MIZZ													
TOTAL													



TOBY BAKER

Senior | Punter
6-3 | 215
Memphis, Tenn. | Memphis University HS

37

QUICK HITS

- Named to the 2016 Ray Guy Award Watch List.
- Awarded a scholarship after the 2015 regular season, prior to the 2016 Liberty Bowl.
- Pinned 23 of his 43 punts inside the 20-yard line, including 13 of his last 22 in 2015.
- 5 of 6 50+ yard punts in 2015 came in SEC play.
- Allowed only 125 yards on 18 returns (6.9 avg.) in 2015.

SINGLE-GAME CAREER HIGHS

Punts.....10 at Alabama (10/10/15)
Punt Yards.....402 at Alabama (10/10/15)
Long.....52 vs. Auburn (10/24/15)
50+.....2 at Tennessee (10/3/15)
Inside 20.....4 vs. Auburn (10/24/15)

CAREER STATS

	GP	NO	YDS	AVG	LONG	BLKD	TB	FC	50+	INSIDE 20
2014	2	1	36	36.0	36	0	0	0	0	0
2015	13	43	1,772	41.2	52	0	2	16	6	22
2016	-	-	-	-	-	-	-	-	-	-
TOTAL	15	44	1,808	41.1	52	0	2	16	6	22

2016 GAME-BY-GAME STATS

	GP	NO	YDS	AVG	LONG	BLKD	TB	FC	50+	INSIDE 20
LA TECH										
at TCU										
TSU										
vs. TAMU										
ASU										
ALA										
MISS										
at AU										
UF										
LSU										
at MSU										
at MIZZ										
TOTAL										





TEVIN BENUM

Junior | Defensive Lineman
6-4 | 251
Forrest City, Ark. | Forrest City HS

97

QUICK HITS

- Ranked fifth on the team in tackles for loss with 7.0 in 2015.
- Tied for second on the team in sacks with 2.0.
- His 2.0 sacks came against SEC opponents.

SINGLE-GAME CAREER HIGHS


Tackles 6 vs. Missouri (11/27/15)
Tackles For Loss 2.0 at Tennessee (10/3/15)
Sacks 1.0 at Tennessee (10/3/15)
Forced Fumbles 1 at Auburn (8/30/14)
QB Hurries 2 vs. Nicholls State (9/6/14)

CAREER STATS

	GS	UA	A	ToT	TFL-YDS	SCK-YDS	FF	FR-YDS	INT-YDS	QBH	BRUP
2014	12/0	4	7	11	2.0-4	0.0-0	1	1-0	0-0	4	0
2015	12/8	11	19	30	7.0-27	2.0-12	0	1-0	0-0	1	1
2016	-/-	-	-	-	-	-	-	-	-	-	-
TOTAL	25/8	15	26	41	9.0-31	2.0-12	1	2-0	0-0	5	1

2016 GAME-BY-GAME STATS

	GS	UA	A	ToT	TFL-YDS	SCK-YDS	FF	FR-YDS	INT-YDS	QBH	BRUP
LA TECH											
at TCU											
TSU											
vs. TAMU											
ASU											
ALA											
MISS											
at AU											
UF											
LSU											
at MSU											
at MIZZ											
TOTAL											



JARED COLLINS

Senior | Defensive Back
5-11 | 173
Tulsa, Okla. | Booker T. Washington HS

29

QUICK HITS

- Has started 23 straight games.
- Has made at least two tackles in 31 of 37 career games played.
- Led team in PBUs for the second straight season with nine, which tied for 11th in the SEC in 2015.
- Recorded 44 tackles in 2015, which ranked fourth among Arkansas DBs.
- Forced one fumble and collected one interception in 2015.

SINGLE-GAME CAREER HIGHS

Tackles 10 at Missouri (11/28/14)
Tackles For Loss 3.0 vs. UAB (10/25/14)
Fumbles Forced 1 (3x), last at Tennessee (10/3/15)
Interceptions 1 (2x), last vs. Texas Tech (9/19/15)
Pass Breakups 4 vs. LSU (11/15/14)

CAREER STATS

	GS	UA	A	ToT	TFL-YDS	SCK-YDS	FF	FR-YDS	INT-YDS	QBH	BRUP
2013	11/2	13	14	27	1.0-1	0.0-0	1	0-0	1-0	0	2
2014	13/12	39	14	53	4.0-23	1.0-18	1	0-0	0-0	0	13
2015	13/13	29	15	44	0.5-2	0.0-0	1	0-0	1-0	0	9
2016	-/-	-	-	-	-	-	-	-	-	-	-
TOTAL	37/27	81	43	124	5.5-26	1.0-18	3	0-0	2-0	0	24

2016 GAME-BY-GAME STATS

	GS	UA	A	ToT	TFL-YDS	SCK-YDS	FF	FR-YDS	INT-YDS	QBH	BRUP
LA TECH											
at TCU											
TSU											
vs. TAMU											
ASU											
ALA											
MISS											
at AU											
UF											
LSU											
at MSU											
at MIZZ											
TOTAL											





JARED CORNELIUS

Junior | Wide Receiver
5-11 | 212
Shreveport, La. | Evangel Christian Academy

1

QUICK HITS

- Named to the 2016 Paul Hornung Award Watch List.
- Missed four games in 2015 with a broken arm.
- Scored a touchdown in four of the last five games.
- Only player in the SEC and one of three players in the country with a 40-yard reception, 40-yard run and 40-yard punt return.
- Recorded a catch in 8 of 9 games, including seven multi-reception contests.
- Had nine plays of 20+ yards (six receiving, two punt returns and one rushing).

SINGLE-GAME CAREER HIGHS

Receptions.....5 vs. Mississippi State (11/21/15)
Receiving Yards.....81 vs. Mississippi State (11/21/15)
Receiving TDs.....1 (5x), last vs. Mississippi State (11/21/15)
Rushing Yards.....71 at LSU (11/14/15)
Rushing TDs.....1 at LSU (11/14/15)

CAREER STATS

	RECEIVING					RUSHING					PUNT RETURN				
	GS	REC	YDS	AVG	TD	LNG	ATT	YDS	AVG	TD	LNG	RET	YDS	TD	LNG
2014	13/0	18	212	11.8	2	38	5	23	4.6	0	11	9	91	0	35
2015	9/6	24	393	16.4	3	58	7	112	16.0	2	69	7	93	0	43
2016	-/-	-	-	-	-	-	-	-	-	-	-	-	-	-	-
TOTAL	22/6	42	605	14.4	5	58	12	135	11.2	2	69	16	184	0	43

2016 GAME-BY-GAME STATS

	RECEIVING					RUSHING					PUNT RETURN				
	GS	REC	YDS	AVG	TD	LNG	ATT	YDS	AVG	TD	LNG	RET	YDS	TD	LNG
LA TECH															
at TCU															
TSU															
vs. TAMU															
ASU															
ALA															
MISS															
at AU															
UF															
LSU															
at MSU															
at MIZZ															
TOTAL															



BROOKS ELLIS

Senior | Linebacker
6-2 | 245
Fayetteville, Ark. | Fayetteville HS

51

QUICK HITS

- Named to the 2016 Butkus Award, 2016 Wuerffel Award and 2016-17 Senior Bowl Watch Lists.
- Has started 18 straight games.
- 102 tackles in 2015 led the team and tied for ninth in the SEC.
- 67 of 102 tackles came against SEC opponents, highlighted by a pair of double-figure performances.
- Led the team in tackles four times in 2015.
- One of two SEC defenders to log 15+ tackles in a conference game twice in 2015.
- Combined for 150 tackles with Dre Greenlaw over the last nine games.
- The duo of Ellis and Greenlaw finished as one of six pairs of teammates to rank in the SEC's top 20 in total tackles.

SINGLE-GAME CAREER HIGHS

Tackles.....15 (2x) last vs. Mississippi State (11/21/15)
Tackles For Loss.....2.5 (2x) last at Alabama (10/10/15)
Sacks.....1.5 vs. Kansas State (1/2/16)
Forced Fumbles.....1 (2x) last vs. Texas (12/29/14)
Interceptions.....1 (3x) last vs. UT Martin (10/31/15)

CAREER STATS

	GS	UA	A	ToT	TFL-YDS	SCK-YDS	FF	FR-YDS	INT-YDS	QBH	BRUP
2013	12/4	12	21	33	2.0-3	0.5-1	0	0-0	0-0	0	1
2014	11/11	29	43	72	5.5-13	0.5-4	2	0-0	2-63	2	5
2015	13/13	45	57	102	8.0-26	1.5-12	0	1-4	1-28	5	3
2016	-/-	-	-	-	-	-	-	-	-	-	-
TOTAL	36/28	86	121	207	15.5-42	2.5-17	2	1-4	3-91	7	9

2016 GAME-BY-GAME STATS

	GS	UA	A	ToT	TFL-YDS	SCK-YDS	FF	FR-YDS	INT-YDS	QBH	BRUP
LA TECH											
at TCU											
TSU											
vs. TAMU											
ASU											
ALA											
MISS											
at AU											
UF											
LSU											
at MSU											
at MIZZ											
TOTAL											





DRE GREENLAW

Sophomore | Linebacker
6-0 | 226
Fayetteville, Ark. | Fayetteville HS

23

QUICK HITS

- Only player to win SEC Freshman of the Week twice in 2015.
- Finished fifth nationally among FBS freshmen and tops among SEC rookies in tackles.
- Ranked 17th in the SEC in total tackles.
- Led team in tackles five times and had a team-high 46 solo tackles.
- Made a team-high 69 tackles in SEC action and averaged 9.8 tackles in SEC road games.
- Put together four double-digit tackle performances.
- Combined for 150 tackles with Brooks Ellis over the last nine games.

SINGLE-GAME CAREER HIGHS

Tackles16 vs. Auburn (10/24/15)
Tackles For Loss1.0 (3x) last at LSU (11/14/15)
Sacks.....1.0 at LSU (11/14/15)
Forced Fumbles.....1 (2x) last at LSU (11/14/15)
Interceptions.....None

CAREER STATS

	GS	UA	A	ToT	TFL-YDS	SCK-YDS	FF	FR-YDS	INT-YDS	QBH	BRUP
2015	13/11	46	49	95	3.5-20	1.0-14	2	0-0	0-0	1	1
2016	-/-	-	-	-	-	-	-	-	-	-	-
TOTAL	13/11	46	49	95	3.5-20	1.0-14	2	0-0	0-0	1	1

2016 GAME-BY-GAME STATS

	GS	UA	A	ToT	TFL-YDS	SCK-YDS	FF	FR-YDS	INT-YDS	QBH	BRUP
LA TECH											
at TCU											
TSU											
vs. TAMU											
ASU											
ALA											
MISS											
at AU											
UF											
LSU											
at MSU											
at MIZZ											
TOTAL											



KEON HATCHER

Senior | Wide Receiver
6-2 | 207
Owasso, Okla. | Owasso HS

4

QUICK HITS

- Named to the 2016-17 Senior Bowl Watch List.
- Extended his streak to 19 consecutive games with a reception for a first down, dating back to 2013.
- Suffered a season-ending foot injury in the second game last season.
- Eclipsed 100-yards receiving for the second time in his career against UTEP (9/15/15).
- Also had his first multi-TD game with two vs. UTEP (6 catches, 106 yards, 2 TD).
- Led SEC in receiving yards through the first two weeks and was tied for second in receptions.
- Hauled in 10 of his 13 receptions in the first half for 160 yards.
- 10 of 13 catches resulted in a first down.

SINGLE-GAME CAREER HIGHS

Receptions7 (3x) last vs. Toledo (9/12/15)
Receiving Yards107 vs. Northern Illinois (9/20/14)
Receiving TDs.....2 vs. UTEP (9/5/15)
Rushing Yards82 vs. Nicholls State (9/6/14)
Rushing TDs.....1 vs. Nicholls State (9/6/14)

CAREER STATS

	RECEIVING						RUSHING				
	GS	REC	YDS	AVG	TD	LNG	ATT	YDS	AVG	TD	LNG
2012	10/0	3	21	7.0	1	12	0	0	0.0	0	0
2013	10/6	27	346	12.8	2	43	11	140	12.7	0	50
2014	13/12	43	558	13.0	6	50	5	112	22.4	1	82
2015	2/2	13	198	15.2	2	38	1	0	0.0	0	0
2016	-/-	-	-	-	-	-	-	-	-	-	-
TOTAL	35/20	86	1,123	13.1	11	50	17	252	14.8	1	82

2016 GAME-BY-GAME STATS

	RECEIVING						RUSHING				
	GS	REC	YDS	AVG	TD	LNG	ATT	YDS	AVG	TD	LNG
LA TECH											
at TCU											
TSU											
vs. TAMU											
ASU											
ALA											
MISS											
at AU											
UF											
LSU											
at MSU											
at MIZZ											
TOTAL											




COLE HEDLUND

Sophomore | Kicker
5-10 | 171
Argyle, Texas | Argyle HS

9
QUICK HITS

- Made 58 of 58 PAT kick attempts.
- Was one of only four SEC kickers to be perfect on PAT kicks (min. 50 attempts).
- 58 made PATs ranked second in the SEC and tied the school record.
- 58 attempts were the third-most in a season by a Razorback.

SINGLE-GAME CAREER HIGHS


Field Goals Made 2 vs. UTEP (9/5/15)
Longest Field Goal 45 at Ole Miss (11/7/15)
PATs Made 9 vs. UT Martin (10/31/15)

CAREER STATS

	GS	FGM-FGA	LNG	PATs	PTs
2015	13	9-15	45	58	85
2016	-/-	-	-	-	-
TOTAL	13	9-15	45	58	85

2016 GAME-BY-GAME STATS

	GS	FGM-FGA	LNG	PATs	PTs
LA TECH					
at TCU					
TSU					
vs. TAMU					
ASU					
ALA					
MISS					
at AU					
UF					
LSU					
at MSU					
at MIZZ					
TOTAL					


TAIWAN JOHNSON

Senior | Defensive Lineman
6-2 | 284
Manvel, Texas | Manvel HS

94
QUICK HITS

- Has started 26 straight games.
- Recorded a tackle in 10 of 13 contests in 2015.
- His 24 tackles in 2015 tied for fourth among Arkansas defensive linemen.
- Made a tackle for loss in three straight games last season.

SINGLE-GAME CAREER HIGHS

Tackles 8 vs. Mississippi State (11/21/15)
Tackles For Loss 3.0 vs. Nicholls State (9/6/14)
Sacks 2.5 vs. Nicholls State (9/6/14)
Forced Fumbles None
QB Hurries 1 (3x) last vs. Missouri (11/27/15)


CAREER STATS

	GS	UA	A	ToT	TFL-YDS	SCK-YDS	FF	FR-YDS	INT-YDS	QBH	BRUP
2013	3/0	1	3	4	0.0-0	0.0-0	0	0-0	0-0	0	0
2014	13/13	15	11	26	8.0-45	4.5-35	0	2-0	0-0	1	0
2015	13/13	12	16	28	5.0-16	1.5-4	0	1-15	0-0	1	2
2016	-/-	-	-	-	-	-	-	-	-	-	-
TOTAL	29/26	28	30	58	13.0-61	6.0-39	0	3-15	0-0	2	2

2016 GAME-BY-GAME STATS

	GS	UA	A	ToT	TFL-YDS	SCK-YDS	FF	FR-YDS	INT-YDS	QBH	BRUP
LA TECH											
at TCU											
TSU											
vs. TAMU											
ASU											
ALA											
MISS											
at AU											
UF											
LSU											
at MSU											
at MIZZ											
TOTAL											





JEREMIAH LEDBETTER

Senior | Defensive Lineman
6-3 | 280
Orlando, Fla. | Gainesville HS (Ga.)/ Hutchinson CC (Kan.)

55

QUICK HITS

- Took over as a starter in the second game of the 2015 season and never relinquished that role.
- Tied for fourth on the team in tackles with 55.
- Ranked fourth on the team in tackles for loss with 7.5 and tied for third in sacks with 2.0.
- Made at least 0.5 tackles behind the line of scrimmage in seven contests.
- Credited with four or more tackles in 8 of 13 games.

SINGLE-GAME CAREER HIGHS


Tackles8 vs. UTEP (9/5/15)
Tackles For Loss2.5 vs. Auburn (10/24/15)
Sacks.....1.0 vs. Auburn (10/24/15)
Forced Fumbles.....None
QB Hurries.....1 (2x) last at Tennessee (10/3/15)

CAREER STATS

	GS	UA	A	ToT	TFL-YDS	SCK-YDS	FF	FR-YDS	INT-YDS	QBH	BRUP
2015	13/12	24	31	55	7.5-27	2.0-14	0	0-0	0-0	3	1
2016	-/-	-	-	-	-	-	-	-	-	-	-
TOTAL	13/12	24	31	55	7.5-27	2.0-14	0	0-0	0-0	3	1

2016 GAME-BY-GAME STATS

	GS	UA	A	ToT	TFL-YDS	SCK-YDS	FF	FR-YDS	INT-YDS	QBH	BRUP
LA TECH											
at TCU											
TSU											
vs. TAMU											
ASU											
ALA											
MISS											
at AU											
UF											
LSU											
at MSU											
at MIZZ											
TOTAL											



JOSH LIDDELL

Junior | Defensive Back
6-1 | 210
Pine Bluff, Ark. | Dollarway Senior HS

28

QUICK HITS

- Ranked sixth on the team in tackles in 2015 with 52.
- Tallied 1.5 tackles for loss, forced one fumble and broke up three passes.
- Tied for the team lead in interceptions with two.
- Logged at least eight tackles in three games.
- Totaled 23 tackles, including 1.0 for loss, and one interception during his last four games.

SINGLE-GAME CAREER HIGHS

Tackles9 (2x) last vs. Mississippi State (11/21/15)
Tackles For Loss1.0 vs. Missouri (11/27/15)
Interceptions.....1 (2x) last vs. Missouri (11/27/15)
Pass Breakups.....2 vs. Auburn (10/24/15)

CAREER STATS

	GS	UA	A	ToT	TFL-YDS	SCK-YDS	FF	FR-YDS	INT-YDS	QBH	BRUP
2014	12/2	4	8	12	0.0-0	0.0-0	0	0-0	0-0	0	1
2015	13/10	28	24	52	1.5-2	0.0-0	1	0-0	2-0	0	3
2016	-/-	-	-	-	-	-	-	-	-	-	-
TOTAL	25/12	32	32	64	1.5-2	0.0-0	1	0-0	2-0	0	4

2016 GAME-BY-GAME STATS

	GS	UA	A	ToT	TFL-YDS	SCK-YDS	FF	FR-YDS	INT-YDS	QBH	BRUP
LA TECH											
at TCU											
TSU											
vs. TAMU											
ASU											
ALA											
MISS											
at AU											
UF											
LSU											
at MSU											
at MIZZ											
TOTAL											





DAMON MITCHELL

Junior | Running Back
6-2 | 215
Egg Harbor City, N.J. | Cedar Creek HS

7

QUICK HITS

- Moved to running back during the offseason.
- Caught six passes for 84 yards and one touchdown.
- Rushed four times for 29 yards.

SINGLE-GAME CAREER HIGHS


Attempts.....3 vs. Nicholls State (9/6/14)
Rush Yards.....36 vs. Nicholls State (9/6/14)
Rush TDs.....None
Receptions.....3 vs. UT Martin (10/31/15)
Receiving Yards.....66 vs. UT Martin (10/31/15)
Receiving TDs.....1 vs. UT Martin (10/31/15)

CAREER STATS

	RUSHING						RECEIVING				
	GS	ATT	YDS	AVG	TD	LNG	REC	YDS	AVG	TD	LNG
2014	4/0	6	58	9.7	0	15	0	0	0.0	0	0
2015	13/1	4	29	7.3	0	15	6	84	14.0	1	49
2016	-/-	-	-	-	-	-	-	-	-	-	-
TOTAL	17/1	10	87	8.7	0	15	6	84	14.0	1	49

2016 GAME-BY-GAME STATS

	RUSHING						RECEIVING				
	GS	ATT	YDS	AVG	TD	LNG	REC	YDS	AVG	TD	LNG
LA TECH											
at TCU											
TSU											
vs. TAMU											
ASU											
ALA											
MISS											
at AU											
UF											
LSU											
at MSU											
at MIZZ											
TOTAL											



DREW MORGAN

Senior | Wide Receiver
6-0 | 193
Greenwood, Ark. | Greenwood HS

80

QUICK HITS

- Named to the 2016 Biletnikoff Award and 2016-17 Senior Bowl Watch Lists
- Tied for second in the SEC and 17th nationally in TD receptions while his 10 scores equaled the third-most in program single-season history.
- Led the SEC with eight receiving touchdowns in conference play, including four on the road.
- Reached the end zone in seven contests.
- Became the first Hog since 2011 to have three 100-yard receiving games in SEC play in a single season.
- First player in program history with back-to-back 100-yard receiving games in SEC play away from home.

SINGLE-GAME CAREER HIGHS

Receptions.....9 at Ole Miss (11/7/15)
Receiving Yards.....155 vs. Texas A&M (9/26/15)
Receiving TDs.....3 at Ole Miss (11/7/15)

CAREER STATS

	RECEIVING						RUSHING				
	GS	REC	YDS	AVG	TD	LNG	ATT	YDS	AVG	TD	LNG
2013	10/0	0	0	0.0	0	0	0	0	0.0	0	0
2014	13/0	10	181	18.1	1	44	0	0	0.0	0	0
2015	13/10	63	843	13.4	10	52	4	20	5.0	0	9
2016	-/-	-	-	-	-	-	-	-	-	-	-
TOTAL	36/10	73	1,024	14.0	11	52	4	20	5.0	0	9

2016 GAME-BY-GAME STATS

	RECEIVING						RUSHING				
	GS	REC	YDS	AVG	TD	LNG	ATT	YDS	AVG	TD	LNG
LA TECH											
at TCU											
TSU											
vs. TAMU											
ASU											
ALA											
MISS											
at AU											
UF											
LSU											
at MSU											
at MIZZ											
TOTAL											





SANTOS RAMIREZ

Sophomore | Defensive Back
6-2 | 205
Shreveport, La. | Evangel Christian Academy

9

QUICK HITS

- Totaled 35 tackles and one interception in 2015.
- 22 of 35 tackles were solo stops.
- Recorded a tackle in 11 of 12 contests.

SINGLE-GAME CAREER HIGHS


Tackles 7 at Tennessee (10/3/15)
Tackles For Loss None
Interceptions 1 at Alabama (10/10/15)
Pass Breakups 2 vs. Texas A&M (9/26/15)

CAREER STATS

	GS	UA	A	ToT	TFL-YDS	SCK-YDS	FF	FR-YDS	INT-YDS	QBH	BRUP
2015	12/3	22	13	35	0.0-0	0.0-0	0	0-0	1-18	0	3
2016	-/-	-	-	-	-	-	-	-	-	-	-
TOTAL	12/3	22	13	35	0.0-0	0.0-0	0	0-0	1-18	0	3

2016 GAME-BY-GAME STATS

	GS	UA	A	ToT	TFL-YDS	SCK-YDS	FF	FR-YDS	INT-YDS	QBH	BRUP
LA TECH											
at TCU											
TSU											
vs. TAMU											
ASU											
ALA											
MISS											
at AU											
UF											
LSU											
at MSU											
at MIZZ											
TOTAL											



DOMINIQUE REED

Senior | Wide Receiver
6-3 | 175
Camden, Ark. | Fairview HS/Coffeyville CC (Kan.)

3

QUICK HITS

- Named to the 2016-17 Senior Bowl Watch List.
- Scored a touchdown in six straight games in 2015, including all four SEC road games.
- Finished third on the team in receptions (28) and receiving yards (535).
- Found the end zone seven times, including six TDs through the air.
- Finished second in the SEC in yards per reception (19.1), good for 19th nationally.
- Tied for second in the SEC with four catches of 50+ yards.
- Ran for 20 or more yards after the catch on four of his six TD receptions.
- Turned 21 of his 28 receptions into first downs.
- Recorded a catch in each of the final 11 games of the season.

SINGLE-GAME CAREER HIGHS

Receptions 7 at Ole Miss (11/7/15)
Receiving Yards 105 at Ole Miss (11/7/15)
Receiving TDs 2 at Ole Miss (11/7/15)
Rushing TDs 1 vs. Auburn (10/24/15)

CAREER STATS

	RECEIVING					RUSHING					KICK RETURN				
	GS	REC	YDS	AVG	TD	LNG	ATT	YDS	AVG	TD	LNG	RET	YDS	TD	LNG
2015	12/6	28	535	19.1	6	71	4	24	6.0	1	11	10	222	0	40
2016	-/-	-	-	-	-	-	-	-	-	-	-	-	-	-	-
TOTAL	12/6	28	535	19.1	6	71	4	24	6.0	1	11	10	222	0	

2016 GAME-BY-GAME STATS

	RECEIVING					RUSHING					KICK RETURN				
	GS	REC	YDS	AVG	TD	LNG	ATT	YDS	AVG	TD	LNG	RET	YDS	TD	LNG
LA TECH															
at TCU															
TSU															
vs. TAMU															
ASU															
ALA															
MISS															
at AU															
UF															
LSU															
at MSU															
at MIZZ															
TOTAL															





KEVIN RICHARDSON II

Junior | Defensive Back
6-0 | 178
Jacksonville, Ark. | Jacksonville HS

30

QUICK HITS

- Finished seventh on the team in tackles with 44.
- 22 of 44 tackles were solo stops.
- Made one interception and broke up three passes.
- Totaled 33 tackles, including two double-digit performances, since being inserted into the starting lineup at Ole Miss (11/7/15).

SINGLE-GAME CAREER HIGHS

Tackles10 (2x) last vs. Mississippi State (11/21/15)
Tackles For LossNone
Interceptions.....1 vs. Mississippi State (11/21/15)
Pass Breakups.....3 vs. Mississippi State (11/21/15)

CAREER STATS

	GS	UA	A	ToT	TFL-YDS	SCK-YDS	FF	FR-YDS	INT-YDS	QBH	BRUP
2014	13/0	5	3	8	0.0-0	0.0-0	0	0-0	0-0	1	0
2015	13/5	22	22	44	0.0-0	0.0-0	0	0-0	1-0	0	3
2016	-/-	-	-	-	-	-	-	-	-	-	-
TOTAL	26/5	27	25	52	0.0-0	0.0-0	0	0-0	1-0	1	3

2016 GAME-BY-GAME STATS

	GS	UA	A	ToT	TFL-YDS	SCK-YDS	FF	FR-YDS	INT-YDS	QBH	BRUP
LA TECH											
at TCU											
TSU											
vs. TAMU											
ASU											
ALA											
MISS											
at AU											
UF											
LSU											
at MSU											
at MIZZ											
TOTAL											



JEREMY SPRINKLE

Senior | Tight End
6-6 | 256
White Hall, Ark. | White Hall HS

83

QUICK HITS

- Named to the 2016 John Mackey Award and 2016-17 Senior Bowl Watch Lists.
- Led all SEC tight ends with six receiving TDs in 2015, good for a tie for ninth in the FBS.
- Finished with 27 receptions for 389 yards.
- Equaled the program single-game record and tied for the most touchdowns by an FBS tight end in 2015 with three against Mississippi State (11/21/15).
- All six touchdowns came over the final seven games of the season.
- Ranked 12th among FBS tight ends with at least 20 catches with 14.4 yards per reception average.
- Hauled in a catch in 10 of 13 games.
- Had 16 receptions of at least 10 yards, including seven of 20 yards or more.

SINGLE-GAME CAREER HIGHS

Receptions6 vs. Mississippi State (11/21/15)
Receiving Yards81 vs. Kansas State (1/2/16)
Receiving TDs.....3 vs. Mississippi State (11/21/15)

CAREER STATS

	RECEIVING							RUSHING			
	GS	REC	YDS	AVG	TD	LNG	ATT	YDS	AVG	TD	LNG
2013	12/2	4	68	17.0	0	44	1	1	1.0	0	1
2014	13/0	7	84	12.0	1	17	0	0	0.0	0	0
2015	13/7	27	389	14.4	6	42	1	4	4.0	0	4
2016	-/-	-	-	-	-	-	-	-	-	-	-
TOTAL	38/9	38	541	14.2	7	44	2	5	2.5	0	4

2016 GAME-BY-GAME STATS

	RECEIVING							RUSHING			
	GS	REC	YDS	AVG	TD	LNG	ATT	YDS	AVG	TD	LNG
LA TECH											
at TCU											
TSU											
vs. TAMU											
ASU											
ALA											
MISS											
at AU											
UF											
LSU											
at MSU											
at MIZZ											
TOTAL											





HENRE' TOLIVER

Junior | Defensive Back
6-1 | 185
Marrero, La. | Archbishop Rummel HS

5

QUICK HITS

- Started each of the last four contests in 2015.
- Finished fourth on the team and second among defensive backs in tackles with 55.
- 43 of 55 tackles were solo stops, good for fourth most on the team.
- Ranked second on the team in pass breakups with eight.
- Had four or more tackles in 8 of 13 contests.

SINGLE-GAME CAREER HIGHS

Tackles8 (2x) last vs. Mississippi State (11/21/15)
Tackles For Loss2.0 vs. UTEP (9/5/15)
Interceptions1 (3x) last vs. UTEP (9/5/15)
Pass Breakups2 (2x) last at LSU (11/14/15)

CAREER STATS

	GS	UA	A	ToT	TFL-YDS	SCK-YDS	FF	FR-YDS	INT-YDS	QBH	BRUP
2014	11/4	11	7	18	1.0-4	1.0-4	0	0-0	2-46	0	1
2015	13/10	43	12	55	4.0-14	0.0-0	0	0-0	1-12	0	8
2016	-/-	-	-	-	-	-	-	-	-	-	-
TOTAL	24/14	54	19	73	5.0-18	1.0-4	0	0-0	3-58	0	9

2016 GAME-BY-GAME STATS

	GS	UA	A	ToT	TFL-YDS	SCK-YDS	FF	FR-YDS	INT-YDS	QBH	BRUP
LA TECH											
at TCU											
TSU											
vs. TAMU											
ASU											
ALA											
MISS											
at AU											
UF											
LSU											
at MSU											
at MIZZ											
TOTAL											



KODY WALKER

Senior | Running Back
6-2 | 240
Jefferson City, Mo. | Jefferson City HS

24

QUICK HITS

- Named to the 2016 Doak Walker Award and 2016-17 Senior Bowl Watch Lists.
- Earned a sixth year of eligibility from the NCAA and SEC prior to the start of 2015 after his first two seasons were cut short due to injury.
- His 90 carries, 394 yards and six touchdowns were each career season highs and ranked second on the team
- Played in each of the first two games before suffering an injury that sidelined him for the next four contests.
- Rushed for 366 yards and five touchdowns through the final seven games of the season

SINGLE-GAME CAREER HIGHS

Attempts17 at LSU (11/14/15)
Rushing Yards88 at LSU (11/14/15)
Rushing TDs2 (3x) last vs. Auburn (10/24/15)
Receptions3 vs. Alabama (10/11/14)
Receiving Yards15 vs. Alabama (10/11/14)

CAREER STATS

	GS	ATT	RUSHING				RECEIVING				
			YDS	AVG	TD	LNG	REC	YDS	AVG	TD	LNG
2011	3/0	20	68	3.4	5	9	0	0	0.0	0	0
2012	2/1	1	1	1.0	1	1	1	5	5.0	0	5
2013	8/0	6	32	5.3	0	14	0	0	0.0	0	0
2014	13/1	31	149	4.8	1	11	3	15	5.0	0	6
2015	9/1	90	394	4.4	6	28	1	4	4.0	0	4
2016	-/-	-	-	-	-	-	-	-	-	-	-
TOTAL	35/3	148	644	4.4	13	28	5	24	4.8	0	6

2016 GAME-BY-GAME STATS

	GS	ATT	RUSHING				RECEIVING				
			YDS	AVG	TD	LNG	REC	YDS	AVG	TD	LNG
LA TECH											
at TCU											
TSU											
vs. TAMU											
ASU											
ALA											
MISS											
at AU											
UF											
LSU											
at MSU											
at MIZZ											
TOTAL											




RAWLEIGH WILLIAMS III

Sophomore | Running Back
5-10 | 226
Dallas, Texas | Bishop Lynch HS

22
QUICK HITS

- Named to the 2016 Doak Walker Award Watch List.
- 56 rushes and 254 yards in 2015 ranked first and second respectively among SEC freshmen RBs.
- One of three SEC freshmen RBs to rush for 100 yards in a game in 2015 and one of two to do it against an SEC opponent.
- Scored his first career TD on a 3-yard run during the fourth quarter vs. Texas A&M (9/26/15).
- Left in the third quarter of the Auburn game (10/24/15) with a neck injury and missed the rest of the season.

SINGLE-GAME CAREER HIGHS

Attempts.....16 vs. UTEP (9/5/15)
Rushing Yards.....100 at Tennessee (10/3/15)
Rushing TDs.....1 vs. Texas A&M (9/26/15)
Receptions.....2 vs. Texas Tech (9/19/15)
Receiving Yards.....20 vs. Texas Tech (9/19/15)

CAREER STATS

	RUSHING					RECEIVING					
	GS	ATT	YDS	AVG	TD	LNG	REC	YDS	AVG	TD	LNG
2015	7/0	56	254	4.5	1	44	5	26	5.2	0	10
2016	-/-	-	-	-	-	-	-	-	-	-	-
TOTAL	7/0	56	254	4.5	1	44	5	26	5.2	0	10

2016 GAME-BY-GAME STATS

	RUSHING					RECEIVING					
	GS	ATT	YDS	AVG	TD	LNG	REC	YDS	AVG	TD	LNG
LA TECH											
at TCU											
TSU											
vs. TAMU											
ASU											
ALA											
MISS											
at AU											
UF											
LSU											
at MSU											
at MIZZ											
TOTAL											


JAMICHAEL WINSTON

Senior | Defensive Lineman
6-4 | 260
Pritchard, Ala. | Vigor HS

6
QUICK HITS

- Made a tackle in 11 of 13 games in 2015.
- Recorded a quarterback hurry in three straight games.

SINGLE-GAME CAREER HIGHS

Tackles.....5 vs. Nicholls State (9/6/14)
Tackles For Loss.....1.0 (3x) last at Tennessee (10/3/15)
Sacks.....None
Forced Fumbles.....1 vs. Southern Miss (9/14/13)
QB Hurries.....1 (5x) last vs. UT Martin (10/31/15)

CAREER STATS

	GS	UA	A	ToT	TFL-YDS	SCK-YDS	FF	FR-YDS	INT-YDS	QBH	BRUP
2012	2/0	0	0	0	0.0-0	0.0-0	0	0-0	0-0	0	0
2013	12/0	3	1	4	0.0-0	0.0-0	1	0-0	1-0	1	0
2014	13/12	15	11	26	2.0-6	0.0-0	0	0-0	0-0	1	1
2015	13/6	9	12	21	1.0-1	0.0-0	0	0-0	0-0	3	0
2016	-/-	-	-	-	-	-	-	-	-	-	-
TOTAL	40/18	27	24	51	3.0-7	0.0-0	1	0-0	1-0	5	1

2016 GAME-BY-GAME STATS

	GS	UA	A	ToT	TFL-YDS	SCK-YDS	FF	FR-YDS	INT-YDS	QBH	BRUP
LA TECH											
at TCU											
TSU											
vs. TAMU											
ASU											
ALA											
MISS											
at AU											
UF											
LSU											
at MSU											
at MIZZ											
TOTAL											





DEATRICH WISE JR.

Senior | Defensive Lineman
 6-5 | 271
 Carrollton, Texas | Hebron HS

48

QUICK HITS

- Named to the 2016 Bednarik Award, Nagurski Trophy, and 2016-17 Senior Bowl Watch Lists.
- Led the SEC in sacks during conference play (8.0).
- Had 4.5 sacks against ranked opponents, good for second in the SEC and tied for sixth nationally.
- Led the SEC and tied for 10th nationally in sacks per game against ranked opponents (1.13)
- Had a sack in each of the last four regular-season contests, totaling seven over that stretch.
- Paced the SEC and ranked second nationally in sacks during the month of November (7.0).

SINGLE-GAME CAREER HIGHS

Tackles7 vs. Mississippi State (11/21/15)
 Tackles For Loss2.5 at LSU (11/14/15)
 Sacks.....2.5 at LSU (11/14/15)
 Forced Fumbles.....1 (3x) last vs. Missouri (11/27/15)
 QB Hurries.....2 (2x) last vs. Missouri (11/27/15)

CAREER STATS

	GS	UA	A	ToT	TFL-YDS	SCK-YDS	FF	FR-YDS	INT-YDS	QBH	BRUP
2012	2/0	2	0	2	1.0-21	1.0-21	0	0-0	0-0	0	0
2013	12/1	6	11	17	3.0-17	2.0-16	0	1-0	0-0	2	0
2014	10/1	5	8	13	3.0-23	2.0-19	0	0-0	0-0	3	0
2015	13/0	17	14	31	10.5-52	8.0-43	3	0-0	0-0	5	3
2016	-/-	-	-	-	-	-	-	-	-	-	-
TOTAL	37/2	30	33	63	17.5-113	13.0-99	3	1-0	0-0	10	3

2016 GAME-BY-GAME STATS

	GS	UA	A	ToT	TFL-YDS	SCK-YDS	FF	FR-YDS	INT-YDS	QBH	BRUP
LA TECH											
at TCU											
TSU											
vs. TAMU											
ASU											
ALA											
MISS											
at AU											
UF											
LSU											
at MSU											
at MIZZ											
TOTAL											



▶ THE LAST TIME ARKANSAS ...

TEAM

70+ points	(73) vs. Nicholls (7) 2014
60+ points	(63) vs. UT Martin (28) 2015
50+ points	(50) vs. Mississippi State (51) 2015
40+ points	(45) vs. Kansas State (23) 2015
40+ points in a half	(56, 1st) vs. Nicholls 2014
30+ points in a half	(35, 1st) vs. UT Martin 2015
35+ points in a quarter	(35, 1st) vs. Nicholls 2014
28+ points in a quarter	(28, 2nd) vs. UT Martin 2015
Defeated a ranked opponent	#9 at LSU 2015
Defeated a ranked opponent on the road	#9 at LSU 2015
Defeated ranked opponents in consecutive games	at #19 Ole Miss; at #9 LSU 2015
Shut out an opponent	(30) vs. Ole Miss 2014
Had consecutive shutouts	(17) vs. LSU; (30) vs. Ole Miss 2014
Had consecutive SEC shutouts	(17) vs. LSU; (30) vs. Ole Miss 2014
Did not allow a touchdown	(3) vs. Missouri 2015
Was shut out	vs. Alabama (52) 2013
600+ yards total offense	(605) at Ole Miss 2015
500+ yards total offense	(569) vs. Kansas State 2015
400+ yards total offense	(569) vs. Kansas State 2015
80+ total plays	(84) at Ole Miss 2015
30+ first downs	(30) vs. Kansas State 2015
400+ yards rushing	(438) at Texas Tech 2014
300+ yards rushing	(438) at Texas Tech 2014
50+ rushing attempts	(52) vs. Missouri 2015
5+ rushing touchdowns	(5) vs. Kansas State 2015
4+ rushing touchdowns	(5) vs. Kansas State 2015
3+ rushing touchdowns	(5) vs. Kansas State 2015
500+ yards passing	(510) vs. Texas A&M 2011
400-499 yards passing	(406) vs. Mississippi State 2015
300-399 yards passing	(315) vs. Kansas State 2015
250-299 yards passing	(271) at LSU 2015
50+ pass attempts	(53) vs. Toledo 2015
30+ pass completions	(30) vs. Mississippi State 2015
6+ touchdown passes	(7) vs. Mississippi State 2015
5+ touchdown passes	(7) vs. Mississippi State 2015
4+ touchdown passes	(7) vs. Mississippi State 2015
3+ touchdown passes	(7) vs. Mississippi State 2015
5+ fumbles	(5) at Texas A&M 2012
No turnovers	vs. Mississippi State 2015
7+ turnovers	(7) vs. ULM 1997
100-yard rusher and 100-yard receiver	at Ole Miss 2015 (RUSH: A. Collins - 108; REC: D. Morgan - 122; D. Reed - 105)
200-yard rusher and 100-yard receiver	at South Carolina 2006 (RUSH: Darren McFadden - 197; REC: Marcus Monk - 192)
Two 100-yard rushers	at Tennessee 2015 (Alex Collins - 154; R. Williams III - 100)
Three 100-yard rushers	vs. North Texas 2007 (Darren McFadden - 138; Felix Jones - 132; Brandon Barnett - 105)
Two 100-yard receivers	at Ole Miss 2015 (D. Morgan - 122; D. Reed - 105)
Four different receivers caught touchdown passes	vs. Mississippi State 2015 (Jeremy Sprinkle, 3; Hunter Henry, 2; Drew Morgan, 1; Jared Cornelius, 1)
Scored on the first offensive play of the game	vs. Nicholls 2014 (Keon Hatcher 82 yard rush)
Returned a kickoff for TD	vs. Northern Illinois 2014 (Korliss Marshall - 97 yards)
Returned a game-opening kickoff for TD	vs. Northern Illinois 2014 (Korliss Marshall - 97 yards)
Returned a season-opening kickoff for TD	vs. Missouri State 2009 (Dennis Johnson - 91 yards)
Returned a punt for TD	vs. Kansas State 2011 (Joe Adams - 51 yards)
Returned two punts for TDs	vs. Missouri State 2011 (Joe Adams - 61 yards, 69 yards)
Returned an interception for a TD	vs. Ole Miss 2014 (Rohan Gaines - 100 yards)
Returned a fumble for a TD	vs. Texas 2014 (Taiwan Johnson - 0 yards)
Returned a blocked punt for a TD	vs. Eastern Michigan 2009 (Seth Armbrust - 1 yard)
Returned a blocked field goal for a TD	at Mississippi State 2004 (Pierre Brown - 76 yds)
Blocked a punt	at Alabama 2015 (Jeremy Sprinkle)
Blocked a field goal	vs. Toledo 2015 (Dan Skipper)
Blocked a PAT	vs. Tulsa 2012 (DeQuinta Jones)
Missed a PAT	vs. Georgia 2014 (John Henson)
Had a punt blocked	vs. Toledo 2015 (Zach Quinn)
Did not punt	vs. South Carolina 2011
Had a field goal blocked	vs. Kansas State 2015 (Marquel Bryant)
Had a PAT blocked	vs. Georgia 2014
Held an opponent to less than 10 first downs	(8) vs. Missouri 2015
Intercepted 4+ passes	(4) vs. Mississippi State 2007
Intercepted 3+ passes	(3) vs. Ole Miss 2014
Intercepted 2+ passes	(2) vs. UT Martin 2015
Recovered 3+ fumbles	(3) vs. Ole Miss 2014
Recovered 2+ fumbles	(2) vs. Mississippi State 2015
Forced 6+ turnovers	(6) vs. Ole Miss 2014
Forced 5+ turnovers	(6) vs. Ole Miss 2014
Forced 4+ turnovers	(6) vs. Ole Miss 2014
Held an opponent to less than 300 yards	(242) vs. Kansas State 2015
Held an opponent to less than 200 yards	(171) vs. Missouri 2015
Scored a safety	vs. Toledo 2015 (TEAM)
Scored on a fake punt	vs. Texas A&M 2014 (Sam Irwin-Hill - 51-yd. rush)
Scored on a fake field goal	vs. UAB 2014 (Tretola 6 yd. pass to D'Appollonio)
Scored a 2-point conversion	vs. Mississippi State 2015 (B. Allen 3-yd. rec. from J. Cornelius)
Committed 1 penalty or less	vs. Missouri 2015

PLAYER

Had 400+ yards total offense in a game	(411) Brandon Allen vs. Mississippi State 2015 (5 rushing, 406 passing)
Had 300+ yards total offense in a game	(306) Brandon Allen vs. Kansas State 2015 (-9 rushing, 315 passing)
Was responsible for 5+ TDs in a game	(7) Brandon Allen vs. Mississippi State 2015 (7 pass)
Was responsible for 4+ TDs in a game	(7) Brandon Allen vs. Mississippi State 2015 (7 pass)
Was responsible for 3+ TDs in a game	(3) Alex Collins vs. Kansas State 2015 (3 rush)
Rushed 40+ times in a game	(40) DeCoti Birmingham at Kentucky 2003
Rushed 30+ times in a game	(30) Alex Collins vs. Missouri 2015
Rushed for 200+ yards in a game	(212) Alex Collins at Texas Tech 2014
Rushed for 150+ yards in a game	(185) Alex Collins vs. Kansas State 2015
Rushed for 100+ yards in a game	(185) Alex Collins vs. Kansas State 2015
Rushed for 150+ yards in consecutive games	Alex Collins (170) vs. Texas Tech, (151) vs. Texas A&M, (154) at Tennessee 2015
Rushed for 100+ yards in consecutive games	Alex Collins (130) vs. Missouri, (185) vs. Kansas State
Rushed for 5+ TDs in a game	(5) Alex Collins vs. UT Martin 2015
Rushed for 4+ TDs in a game	(5) Alex Collins vs. UT Martin 2015
Rushed for 3+ TDs in a game	(3) Alex Collins vs. Kansas State 2015
Passed for 500+ yards in a game	(510) Tyler Wilson vs. Texas A&M 2011
Passed for 400+ yards in a game	(406) Brandon Allen vs. Mississippi State 2015
Passed for 300+ yards in a game	(315) Brandon Allen vs. Kansas State 2015
Attempted 50+ passes in a game	(53) Brandon Allen vs. Toledo 2015
Attempted 40+ passes in a game	(43) Brandon Allen vs. Mississippi State 2015
Attempted 30+ passes in a game	(43) Brandon Allen vs. Mississippi State 2015
Threw 6+ TD passes in a game	(7) Brandon Allen vs. Mississippi State 2015
Threw 5+ TD passes in a game	(7) Brandon Allen vs. Mississippi State 2015
Threw 4+ TD passes in a game	(7) Brandon Allen vs. Mississippi State 2015
Threw 3+ TD passes in a game	(7) Brandon Allen vs. Mississippi State 2015
Had 300+ yards receiving in a game	(303) Cobi Hamilton vs. Rutgers 2012
Had 200+ yards receiving in a game	(303) Cobi Hamilton vs. Rutgers 2012
Had 150+ yards receiving in a game	(155) Drew Morgan vs. Texas A&M 2015
Had 100+ yards receiving in a game	(129) Hunter Henry vs. Mississippi State 2015
100+ receiving yards in consecutive games	Drew Morgan (155) vs. Texas A&M, (110) at Tennessee 2015
Caught 10+ passes in a game	(10) Cobi Hamilton vs. LSU 2012
Caught 10+ passes in consecutive games	Cobi Hamilton (12) vs. Ole Miss, (11) vs. Tulsa 2012
Caught 3+ TD passes in a game	(3) Jeremy Sprinkle vs. Mississippi State 2015
Caught 2+ TD passes in a game	(3) Jeremy Sprinkle, (2) Hunter Henry vs. Mississippi State 2015
Scored 15+ points kicking	(15) Todd Wright (4-4 FG, 3-4 PAT) vs. UTEP 1989
Kicked 5+ field goals in a game	(5) Kendall Trainor vs. Texas A&M 1988
Kicked 4+ field goals in a game	(4) Alex Tejada vs. Troy 2007
Made a 60-yard+ FG	(67) Steve Little vs. Texas 1977
Made a 50-yard+ FG	(54) Zach Hocker vs. Mississippi State 2013
Had an 80-yard+ punt	(83) Pete Raether vs. Louisiana-Lafayette 1991
Had a 70-yard+ punt	(79) Sam Irwin-Hill vs. South Carolina 2013
Intercepted 3+ passes in a game	(3) Michael Grant vs. ULM 2006
Intercepted 2+ passes in a game	(2) Tramain Thomas vs. Auburn 2011
Returned 2+ punts for TDs	(2) Joe Adams vs. Missouri State 2011 (61 yards, 69 yards)
Had a 90+ yard rush	(90) Jonathan Williams vs. Nicholls 2014
Had an 80+ yard rush	(80) Alex Collins at LSU 2015
Had a 70+ yard rush	(80) Alex Collins at LSU 2015
Had a 60+ yard rush	(80) Alex Collins and (69) Jared Cornelius at LSU 2015
Had a 90+ yard pass	(92) Matt Jones to Richard Smith at Tennessee 2002
Had an 80+ yard pass	(80) Tyler Wilson to Cobi Hamilton vs. Rutgers 2012
Had a 70+ yard pass	(71) Brandon Allen to Dominique Reed vs. UT Martin 2015
Had two 80+ yard passes	(85) Ryan Mallett to Cobi Hamilton, (80) Ryan Mallett to Cobi Hamilton vs. LSU 2010
Had two 70+ yard passes	(77) Tyler Wilson to Jonathan Williams, (74) Tyler Wilson to Jonathan Williams vs. Kentucky 2012





► THE LAST TIME AN OPPONENT . . .

TEAM

Failed to score a TD	Missouri 2015
Had 30+ first downs	(32) Mississippi State 2015
300+ yards rushing	(302) Auburn 2014
50+ rushing attempts	(52) Auburn 2015
400+ yards passing	(508) Mississippi State 2015
300+ yards passing	(508) Mississippi State 2015
250+ yards passing	(508) Mississippi State 2015
50+ pass attempts	(51) Mississippi State 2015
30+ pass completions	(38) Mississippi State 2015
4+ touchdown passes	(5) Mississippi State 2015
3+ touchdown passes	(5) Mississippi State 2015
500+ yards total offense	(631) Mississippi State 2015
80+ total plays	(86) Mississippi State 2015
70+ points	(70) Southern California 2005
60+ points	(65) Auburn 2010
50+ points	(51) Mississippi State 2015
40+ points	(51) Mississippi State 2015
No turnovers	Ole Miss 2015
5+ Fumbles	(5) Kentucky (lost 2) 2008
100-yard+ rusher and 100-yard+ receiver	Ole Miss 2015 (RUSH: Chad Kelly, 110 yards; REC: Laquon Treadwell, 132 yards)
Returned a kickoff for TD	Tennessee 2015 (Evan Berry - 96 yards)
Returned a punt for TD	Rutgers 2013 (Janarion Grant - 58 yards)
Returned an interception for a TD	Auburn 2014 (Jermaine Whitehead - 33 yards)
Returned 2+ interceptions for TDs	(2) Alabama 2008 (Javier Arenas - 63 yards, Justin Woodall - 74 yards)
Returned a fumble for a TD	Georgia 2014 (Dominick Sanders - 54 yards)
Returned a blocked punt for a TD	Kentucky 2003 (Andrew Hopewell, six yards)
Blocked a punt	Toledo 2015 (Zach Quinn)
Blocked a field goal	Kansas State 2015 (Marquel Bryant)
Had a field goal blocked	Toledo 2015
Had a punt blocked	Alabama 2015
Missed a PAT	Mississippi State 2015
Missed two PATs	Tulsa 2012
Had PAT blocked	Tulsa 2012
Intercepted 3+ passes	(3) Alabama 2010
Scored a safety	Auburn 2008
Scored a 2-point conversion	Auburn 2015

PLAYER

Rushed 35+ times in a game	(37) Peyton Barber (Auburn) 2015
Rushed 30+ times in a game	(37) Peyton Barber (Auburn) 2015
Rushed for 200+ yards in a game	(202) Nick Chubb (Georgia) 2014
Rushed for 150+ yards in a game	(202) Nick Chubb (Georgia) 2014
Rushed for 3+ touchdowns in a game	(3) Chad Kelly (Ole Miss) 2015
Passed for 500+ yards in a game	(508) Dak Prescott (Mississippi State) 2015
Passed for 400+ yards in a game	(508) Dak Prescott (Mississippi State) 2015
Passed for 300+ yards in a game	(508) Dak Prescott (Mississippi State) 2015
Attempted 60+ passes in a game	(67) Kolton Browning (ULM) 2012
Attempted 50+ passes in a game	(50) Dak Prescott (Mississippi State) 2015
Attempted 40+ passes in a game	(50) Dak Prescott (Mississippi State) 2015
Threw 5+ TDs in a game	(5) Dak Prescott (Mississippi State) 2015
Threw 4+ TDs in a game	(5) Dak Prescott (Mississippi State) 2015
Threw 3+ TDs in a game	(5) Dak Prescott (Mississippi State) 2015
Had 400+ yards total offense in a game	(554) Dak Prescott (Mississippi State) 2015 (PASS: 508; RUSH: 46)
Had 300+ yards total offense in a game	(554) Dak Prescott (Mississippi State) 2015 (PASS: 508; RUSH: 46)
Had 200+ yards receiving in a game	(208) Jamayel Smith (Mississippi State) 2007
Had 150+ yards receiving in a game	(154) Fred Ross (Mississippi State) 2015
Had 100+ yards receiving in a game	(154) Fred Ross, (101) Brandon Holloway (Mississippi State) 2015
Caught 15+ passes in a game	(17) Willie Goshua (Auburn) 1995
Caught 10+ passes in a game	(10) Fred Ross, (10) De'Runnya Wilson (Mississippi State) 2012
Caught 3+ TD passes in a game	(3) Jamie Armstrong (Ole Miss) 2001
Caught 2+ TD passes in a game	(2) Fred Ross (Mississippi State) 2015
Made 4+ field goals in a game	(4) Josh Jasper (LSU) 2009
Made a 50+ yard field goal	(52) Andrew Baggett (Missouri) 2014
Had an 80+ yard punt	(82) Derek Helton (LSU) 2010
Had a 70+ yard punt	(72) Jordan Chiles (Missouri State) 2011
Intercepted 2+ passes in a game	(2) Steven Terrell (Texas A&M) 2012
Had a 90+ yard run	(97) John Avery (Ole Miss) 1997
Had an 80+ yard run	(80) Derrick Henry (Alabama) 2013
Had a 70+ yard run	(80) Derrick Henry (Alabama) 2013
Had a 90+ yard pass	(99) Gino Toretta to Horace Copeland (Miami [Fla.]) 1991
Had an 80+ yard pass	(81) Jake Coker to Calvin Ridley (Alabama) 2015
Had a 70+ yard pass	(81) Jake Coker to Calvin Ridley (Alabama) 2015



▶ DRIVE SUPERLATIVES

Most Plays/Result
Most Yards/Result
Most Time/Result

ARKANSAS
21 vs. Toledo/Touchdown
91 at LSU/Touchdown
10:39 vs. Toledo/Field Goal

OPPONENTS
17 vs. Toledo/Missed FG
97 vs. Texas A&M/Touchdown
6:56 vs. Texas A&M/Field Goal

▶ THREE-AND-OUTS

	ARKANSAS	OPPONENTS
	THREE-AND-OUTS/DRIVES	THREE-AND-OUTS/DRIVES
UTEP	0/9	3/10
Toledo	0/10	3/9
Texas Tech	2/8	1/8
vs. Texas A&M	1/9	2/10
at Tennessee	3/12	2/10
at Alabama	7/14	3/15
Auburn	1/13	6/14
UT Martin	0/11	3/12
at Ole Miss	0/12	1/12
at LSU	1/11	3/11
Mississippi State	4/13	2/12
Missouri	5/11	7/11
Kansas State	1/11	3/10
TOTAL	25/144	39/144

▶ NON-OFFENSIVE SCORES

ARKANSAS (1)	OPPONENTS (1)
TEAM Safety (vs. Toledo)	Evan Berry 96-yd kickoff return (at Tennessee)

▶ 100-YARD RUSHING GAMES

	2015	2014	2013	TOTAL
Alex Collins	10	3	4	17
Jonathan Williams	-	5	4	9
Rawleigh Williams III	1	-	-	1

▶ 200-YARD RUSHING GAMES

	2015	2014	2013	TOTAL
Alex Collins	-	1	-	1

▶ SPECIAL TEAMS TACKLES

	TOTAL	KO	PUNT
De'Andre Coley	10	10	0
Kevin Richardson	9	7	2
Willie Sykes	8	8	0
Jared Collins	6	6	0
Jeremy Sprinkle	6	5	1
Khalia Hackett	5	5	0
Santos Ramirez	5	3	2
Luke Rossi	5	5	0
Dwayne Eugene	4	3	1
Ryder Lucas	4	4	0
Josh Harris	3	3	0
Chris Jones	3	3	0
Brooks Ellis	3	0	3
Dre Greenlaw	2	2	0
Drew Gorton	2	0	2
Ryan Pulley	2	2	0
Davyon McKinney	2	2	0
Alex Voelzke	2	2	0
Nick Thomas-Smith	1	1	0
Kendrick Jackson	1	1	0
Lane Saling	1	1	0
Damon Mitchell	1	1	0
Cordale Boyd	1	0	1
Reid Miller	1	1	0
Mitchell Loewen	1	1	0
Hjalte Froholdt	1	0	1
Josh Liddell	1	0	1
DJ Dean	1	1	0
Rohan Gaines	1	0	1
Henre' Toliver	1	0	1
TOTAL	93	77	16

▶ 100-YARD RECEIVING GAMES

	2015	2014	2013	2012	TOTAL
Hunter Henry	2	1	1	-	4
Drew Morgan	3	-	-	-	3
Keon Hatcher	1	1	-	-	2
Dominique Reed	1	-	-	-	1
Jonathan Williams	-	-	-	1	1

▶ 200-YARD PASSING GAMES

	2015	2014	2013	TOTAL
Brandon Allen	7	4	2	13



▶ ARKANSAS 20-YARD PLUS PLAYS

YARDS	TYPE	PLAYER(S)	OPPONENT
80*	Rush	Alex Collins	LSU
71*	Pass	Dominique Reed from Brandon Allen	UT Martin
70	Rush	Alex Collins	UTEP
69*	Rush	Jared Cornelius	LSU
68	KR	Alex Collins	Kansas State
63*	Rush	Alex Collins	UT Martin
58*	Pass	Jared Cornelius from Brandon Allen	UTEP
54*	Pass	Dominique Reed from Brandon Allen	Alabama
52*	Pass	Dominique Reed from Brandon Allen	LSU
52	Pass	Dominique Reed from Brandon Allen	Mississippi State
52	Pass	Drew Morgan from Brandon Allen	Tennessee
51	Pass	Hunter Henry from Brandon Allen	Tennessee
49*	Pass	Damon Mitchell from Brandon Allen	UT Martin
45	PR	DJ Dean	Texas A&M
45	Pass	Hunter Henry+Alex Collins from Brandon Allen	Ole Miss
44	Rush	Rawleigh Williams	Tennessee
43	Pass	Hunter Henry from Brandon Allen	Kansas State
43	PR	Jared Cornelius	Toledo
42	Pass	Jeremy Sprinkle from Brandon Allen	UTEP
40	KR	Dominique Reed	LSU
39*	Pass	Hunter Henry from Brandon Allen	Mississippi State
38*	Pass	Keon Hatcher from Brandon Allen	UTEP
38	Pass	Drew Morgan from Brandon Allen	Texas A&M
38	Pass	Hunter Henry from Brandon Allen	UTEP
37	Pass	Hunter Henry from Brandon Allen	UT Martin
36	Rush	Alex Collins	Kansas State
35*	Pass	Jeremy Sprinkle from Austin Allen	UT Martin
35	KR	Dominique Reed	Mississippi State
34	Pass	Jared Cornelius from Brandon Allen	Texas Tech
33	PR	Jared Cornelius	UT Martin
33*	Pass	Dominique Reed from Brandon Allen	Tennessee
32	Pass	Jeremy Sprinkle from Brandon Allen	UT Martin
31*	Pass	Drew Morgan from Brandon Allen	Ole Miss
31	Pass	Drew Morgan from Brandon Allen	Texas A&M
31	Rush	Denzell Evans	UT Martin
30	Pass	Drew Morgan from Brandon Allen	Kansas State
30	KR	Eric Hawkins	UTEP
30*	Pass	Jared Cornelius from Brandon Allen	Ole Miss
29	Rush	Alex Collins	Tennessee
28	Pass	Drew Morgan from Brandon Allen	Toledo
28	INT	Brooks Ellis	UT Martin
28	KR	Dominique Reed	Mississippi State
28	Rush	Kody Walker	LSU
26	Pass	Jared Cornelius from Brandon Allen	Kansas State
26	Pass	Hunter Henry from Brandon Allen	Ole Miss
26*	Pass	Drew Morgan from Brandon Allen	UTEP
26	Pass	Keon Hatcher from Brandon Allen	Toledo
26	Rush	Alex Collins	UTEP
26	Rush	Alex Collins	Texas Tech
25	Rush	Alex Collins	Tennessee
25	KR	Eric Hawkins	Toledo
25*	Rush	Alex Collins	Missouri
25*	Pass	Drew Morgan from Brandon Allen	Auburn
25	KR	Eric Hawkins	UTEP
24	Pass	Dominique Reed from Brandon Allen	Ole Miss
24	Rush	Alex Collins	UT Martin
24*	Pass	Drew Morgan from Brandon Allen	Texas Tech
23	KR	Dominique Reed	Kansas State
23	Rush	Alex Collins	Ole Miss
23	Pass	Jared Cornelius from Brandon Allen	Ole Miss
23	KR	Damon Mitchell	UT Martin
23	Pass	Hunter Henry from Brandon Allen	Auburn
23*	Pass	Jeremy Sprinkle from Brandon Allen	Auburn
23	KR	Eric Hawkins	Missouri
23	KR	Jojo Robinson	Texas A&M
22*	Rush	Alex Collins	Kansas State
22	KR	Eric Hawkins	Toledo
22	Rush	Brandon Allen	Ole Miss
22	KR	Eric Hawkins	UT Martin
22	KR	Dominique Reed	LSU
22	Pass	Hunter Henry from Brandon Allen	Ole Miss
22	Pass	Alex Collins from Brandon Allen	Auburn
22	KR	Jojo Robinson	Texas Tech
22	Rush	Alex Collins	Texas Tech
22	Rush	Kody Walker	Missouri
22	Pass	Cody Hollister from Brandon Allen	Toledo
21	Pass	Drew Morgan from Brandon Allen	Texas A&M
21	Pass	Dominique Reed from Brandon Allen	Ole Miss
21	KR	Eric Hawkins	Toledo
21	Pass	Jared Cornelius from Brandon Allen	Ole Miss
21	Rush	Kody Walker	UT Martin
21	Pass	Jeremy Sprinkle from Brandon Allen	Alabama

* touchdown scored on play

▶ ARKANSAS LONG PLAYS BY YARDS

	NO	TD
100+	0	0
90-99	0	0
80-89	1	1
70-79	2	1
60-69	3	2
50-59	6	3
40-49	9	1
30-39	18	6
20-29	56	9
TOTAL	84	22

▶ ARKANSAS LONG PLAYS BY TYPE

	NO	TD
Rushing	23	6
Passing	50	17
Punt returns	3	0
Kick returns	18	0
Interceptions	1	0
Fumble returns	0	0
Other	0	0
TOTAL	95	23

▶ ARKANSAS 20-YARD PLUS PLAYS BY PLAYER

PLAYER	NO.	TD	R	P	KR	PR	IR	FR
Alex Collins	18	5	16	1	1	0	0	0
Dominique Reed	13	4	0	8	5	0	0	0
Drew Morgan	12	5	0	12	0	0	0	0
Hunter Henry	10	1	0	10	0	0	0	0
Jared Cornelius	9	3	1	6	0	2	0	0
Jeremy Sprinkle	7	2	0	7	0	0	0	0
Eric Hawkins	7	0	0	0	7	0	0	0
Jojo Robinson	4	0	0	0	4	0	0	0
Keon Hatcher	3	2	0	3	0	0	0	0
Kody Walker	3	0	3	0	0	0	0	0
Damon Mitchell	2	1	0	1	1	0	0	0
Brandon Allen	1	0	1	0	0	0	0	0
Cody Hollister	1	0	0	1	0	0	0	0
Brooks Ellis	1	0	0	0	0	0	1	0
Denzell Evans	1	0	1	0	0	0	0	0
Rawleigh Williams	1	0	1	0	0	0	0	0
H. Henry+A. Collins	1	0	0	1	0	0	0	0
DJ Dean	1	0	0	0	0	1	0	0
TOTAL	95	23	23	50	18	3	1	0

▶ ARKANSAS LONGEST PLAYS OF THE YEAR

TYPE	YDS	PLAY
Rushing	80	Alex Collins at LSU (11/14/2015)
Rushing Touchdown	80	Alex Collins at LSU (11/14/2015)
Passing	71	Dominique Reed from Brandon Allen vs UT Martin (10/31/2015)
Passing Touchdown	71	Dominique Reed from Brandon Allen vs UT Martin (10/31/2015)
Punt Return	45	DJ Dean vs. Texas A&M (9/26/2015)
Kick Return	68	Alex Collins vs Kansas State (1/2/2016)
Interception Return	28	Brooks Ellis vs UT Martin (10/31/2015)
Fumble Return	15	Taiwan Johnson vs. Mississippi State (11/21/2015)
Punt	52	Toby Baker vs. Auburn (10/24/2015)
Field Goal	45	Cole Hedlund vs Ole Miss (11/7/2015)



WEEKLY MEDIA SCHEDULE: LOUISIANA TECH WEEK

29 MON	30 TUE	31 WED	1 THU	2 FRI	3 SAT	4 SUN
Press Conference Noon - Coach Bielema 12:30 - Dan Enos 12:50 - Robb Smith	Post Practice Media Select defensive student-athletes and assistant coaches. (Approx. 6:30 p.m.)	SEC Teleconference 10 a.m. - 12:10 p.m. 11 a.m. - Coach Bielema Post Practice Media Select offensive student-athletes and assistant coaches. (Approx. 6:30 p.m.)	No media availability Radio Show 7 p.m. - On the Air with Bret Bielema	No media availability	Game #1 Louisiana Tech Kickoff - 3 p.m. TV - SEC Network Post Game Coach Bielema available following the game in the Broyles Center media room with student-athletes to follow.	No media availability

▶ ARKANSAS COMMUNICATIONS


PATRICK PIERSON
Assistant AD/Communications
 Cell 479-387-8569
 Email pspiero@uark.edu
 Twitter @Pierson_SID



BRANDON LANGLOIS
Communications Assistant
 Cell 601-405-5650
 Email langlois@uark.edu
 Twitter @BMLanglois



JOHN THOMAS
Assistant Communications Dir.
 Cell 479-313-2564
 Email jfthomas@uark.edu
 Twitter @John_Thomas

Office: 479-575-2751

Fax: 479-575-7481

Fayetteville Press Box: (479) 575-6622

Little Rock Press Box: (501) 663-0514

GAME CREDENTIAL REQUESTS

All requests for media and/or photo credentials must be made online at www.SportsSystems.com/Arkansas. Requests should be made at least two weeks in advance.

Credentials will not be mailed. They may be picked up beginning three prior to kickoff at the media will call station at the base of the elevator at both Donald W. Reynolds Razorback Stadium in Fayetteville and War Memorial Stadium in Little Rock. Photo identification is required when picking up credentials.

ARKANSAS FTP SITE

An FTP site is available for members of the media. For more information concerning the FTP site, contact Michelle Glover (mlglover@uark.edu).

CollegePressBox.com

CollegePressBox.com is the official media website for SEC football. Access and download weekly game notes, quotes, statistics, media guides, headshots, logos, flip cards and more for each of the SEC's members. Login information will be distributed to accredited media or you can apply for a password by sending an email to passworth@collegepressbox.com.

▶ SEC WEEKLY TELECONFERENCE

Head coach Bret Bielema will participate each week in the SEC teleconference of football coaches. The teleconferences will be conducted each Wednesday from Aug. 31 to Nov. 23 from 10 a.m. CT to 12:10 p.m. CT. For more information and the teleconference number, contact the SEC Media Relations Office at (205) 458-3000.

10:00 a.m.	Les Miles, LSU
10:10 a.m.	Kirby Smart, Georgia
10:20 a.m.	Jim McElwain, Florida
10:30 a.m.	Derek Mason, Vanderbilt
10:40 a.m.	Nick Saban, Alabama
10:50 a.m.	Butch Jones, Tennessee
11:00 a.m.	Bret Bielema, Arkansas
11:10 a.m.	Barry Odom, Missouri
11:20 a.m.	Hugh Freeze, Ole Miss
11:30 a.m.	Kevin Sumlin, Texas A&M
11:40 a.m.	Mark Stoops, Kentucky
11:50 a.m.	Dan Mullen, Mississippi State
12:00 p.m.	Will Muschamp, South Carolina
12:10 p.m.	Gus Malzahn, Auburn

▶ ON THE AIR WITH BRET BIELEMA


"On the Air with Bret Bielema," Coach Bielema's weekly radio show presented by Lindsey airs on Thursday nights starting at 7 p.m. For the eighth straight year, the one-hour radio show will be broadcast live from the Catfish Hole. The show will be carried throughout the state of Arkansas on the Razorback Sports Network and locally in Fayetteville on 92.1 FM and 93.3 FM.

▶ BRET BIELEMA SHOW


"The Bret Bielema Show" is now in its fourth season as the official television coach's show of Razorback football. The one-hour show will air statewide and throughout the region on numerous television affiliates. A total of 12 shows will air throughout the season on the following stations: KATV (10:30 p.m.), KNWA (11:30 p.m.) and KFTA (9:30 p.m.). The show will also be available regionally on Cox Sports Television on Wednesdays at 6 p.m. and Fox Sports Southwest on Tuesdays at 4 p.m.

RADIO AFFILIATES

Batesville.....	KOWZ-FM 103.3
Berryville.....	KTHS-AM 1480
Blytheville.....	KHLS-FM 96.3
Camden.....	KCXY-FM 95.3
Cherokee Village.....	KSAR-FM 92.3
Crossett.....	KAGH-AM 800
Crossett.....	KAGH-FM 104.9
De Queen.....	KDQN-FM 92.1
DeWitt.....	KDEW-FM 97.3
El Dorado.....	KMRX-FM 96.1
Fayetteville.....	KAKS-FM 99.5
Fayetteville.....	KUQA-AM 1290
Fayetteville.....	KIGL-FM 93.3
Fayetteville.....	KQSM-FM 92.1
Forrest City.....	KBFC-FM 93.5
Fort Smith.....	KERX-FM 95.3
Glenwood.....	KHGZ-AM 670
Glenwood.....	KHGZ-FM 98.9
Herber Springs.....	KAWW-AM 1370
Helena.....	KFFA-AM 1360
Hope.....	KHPA-FM 104.9
Horseshoe Bend.....	KKIK-FM 106.5
Hot Springs.....	KLBL-FM 104.5
Jonesboro.....	KEGI-FM 100.5
Little Rock.....	KABZ-FM 103.7
Magnolia.....	KZHE-FM 100.5
Marshall.....	KBCN-FM 104.3
Mena.....	KTTG-FM 96.3
Monett (Mo.).....	KKBL-FM 95.9
Monticello.....	KGPO-FM 99.9
Morrilton.....	KVOM-FM 101.7
Mountain Home.....	KOMT-FM 107.5
Ozark.....	KDYN-AM 1540
Ozark.....	KDYN-FM 96.7
Pocahontas.....	KPOC-FM 104.1
Pocahontas.....	KPOC-AM 1420
Russellville.....	KCAB-AM 980
Russellville.....	KCJC-FM 102.3
Ruston (La.).....	KRLQ-FM 94.1
Searcy.....	KSMF-FM 99.1
Stuttgart.....	KWAK-FM 105.5
Texarkana (Texas).....	KKTK-AM 1400
Wynne.....	KWYN-FM 92.5
Wynne.....	KWYN-AM 1400



2015 Arkansas Razorbacks Football
Arkansas Game Results (as of Sep 01, 2016)
All games

Date	Opponent	Score	Overall	Conference	Time	Attend
Sep 05, 2015	UTEP	W 48-13	1-0	0-0	3:03	67708
Sep 12, 2015	TOLEDO	L 12-16	1-1	0-0	3:43	49591
Sep 19, 2015	TEXAS TECH	L 24-35	1-2	0-0	3:09	73334
* Sep 26, 2015	vs #14 Texas A&M	Lo 21-28	1-3	0-1	3:19	67339
* Oct. 3, 2015	at Tennessee	W 24-20	2-3	1-1	3:22	101265
* Oct 10, 2015	at #8 Alabama	L 14-27	2-4	1-2	3:31	101821
* Oct 24, 2015	AUBURN	Wo 54-46	3-4	2-2	4:05	72008
Oct 31, 2015	UT MARTIN	W 63-28	4-4	2-2	3:19	64206
* Nov 07, 2015	at #18 Ole Miss	Wo 53-52	5-4	3-2	3:50	60680
* Nov 14, 2015	at #9 LSU	W 31-14	6-4	4-2	3:09	101699
* Nov 21, 2015	MISSISSIPPI STATE	L 50-51	6-5	4-3	3:40	71936
* Nov 27, 2015	MISSOURI	W 28-3	7-5	5-3	3:06	72496
Jan 02, 2016	vs Kansas State	W 45-23	8-5	5-3	3:22	61136

2015 Arkansas Razorbacks Football
Arkansas Overall Team Statistics (as of Sep 01, 2016)
All games

Team Statistics	AR	OPP
SCORING	467	356
Points Per Game	35.9	27.4
Points Off Turnovers	73	27
FIRST DOWNS	305	261
Rushing	129	90
Passing	167	158
Penalty	9	13
RUSHING YARDAGE	2565	1514
Yards gained rushing	2773	1819
Yards lost rushing	208	305
Rushing Attempts	512	403
Average Per Rush	5.0	3.8
Average Per Game	197.3	116.5
TDs Rushing	31	25
PASSING YARDAGE	3486	3577
Comp-Att-Int	246-374-8	280-436-11
Average Per Pass	9.3	8.2
Average Per Catch	14.2	12.8
Average Per Game	268.2	275.2
TDs Passing	31	18
TOTAL OFFENSE	6051	5091
Total Plays	886	839
Average Per Play	6.8	6.1
Average Per Game	465.5	391.6
KICK RETURNS: #-Yards	38-782	62-1210
PUNT RETURNS: #-Yards	14-186	18-125
INT RETURNS: #-Yards	11-80	8-50
KICK RETURN AVERAGE	20.6	19.5
PUNT RETURN AVERAGE	13.3	6.9
INT RETURN AVERAGE	7.3	6.2
FUMBLES-LOST	15-3	14-7
PENALTIES-Yards	55-477	57-441
Average Per Game	36.7	33.9
PUNTS-Yards	44-1772	52-2176
Average Per Punt	40.3	41.8
Net punt average	36.5	36.7
KICKOFFS-Yards	77-4549	68-4204
Average Per Kick	59.1	61.8
Net kick average	39.8	40.4
TIME OF POSSESSION/Game	34:23	25:37
3RD-DOWN Conversions	75/160	75/170
3rd-Down Pct	47%	44%
4TH-DOWN Conversions	12/21	9/20
4th-Down Pct	57%	45%
SACKS BY-Yards	20-125	14-92
MISC YARDS	3	8
TOUCHDOWNS SCORED	62	44
FIELD GOALS-ATTEMPTS	9-15	16-22
ON-SIDE KICKS	0-1	0-0
RED-ZONE SCORES	(49-59) 83%	(46-53) 87%
RED-ZONE TOUCHDOWNS	(41-59) 69%	(33-53) 62%
PAT-ATTEMPTS	(58-58) 100%	(40-41) 98%
ATTENDANCE	471279	365465
Games/Avg Per Game	7/67326	4/91366
Neutral Site Games		2/64238

Score by Quarters	1st	2nd	3rd	4th	OT	Total
Arkansas	91	149	114	75	38	467
Opponents	68	94	75	83	36	356

2015 Arkansas Razorbacks Football
Arkansas Overall Individual Statistics (as of Sep 01, 2016)
All games

Rushing	gp	att	gain	loss	net	avg	td	lg	avg/g
Alex Collins	13	271	1643	66	1577	5.8	20	80	121.3
Kody Walker	9	90	410	16	394	4.4	6	28	43.8
Rawleigh Williams	7	56	259	5	254	4.5	1	44	36.3
Jared Cornelius	9	7	112	0	112	16.0	2	69	12.4
Brandon Allen	13	56	199	92	107	1.9	1	22	8.2
Denzell Evans	6	6	49	1	48	8.0	0	31	8.0
Damon Mitchell	13	4	29	0	29	7.2	0	15	2.2
Dominique Reed	12	4	25	1	24	6.0	1	11	2.0
Drew Morgan	13	4	20	0	20	5.0	0	9	1.5
Juan Day	1	4	18	1	17	4.2	0	9	17.0
Jeremy Sprinkle	13	1	4	0	4	4.0	0	4	0.3
Adam McFain	3	1	3	0	3	3.0	0	3	1.0
Toby Baker	13	1	2	0	2	2.0	0	2	0.2
Keon Hatcher	2	1	0	0	0	0.0	0	0	0.0
Team	7	6	0	26	-26	-4.3	0	0	-3.7
Total	13	512	2773	208	2565	5.0	31	80	197.3
Opponents	13	403	1819	305	1514	3.8	25	38	116.5

Passing	gp	effic	comp-att-int	pct	yds	td	lg	avg/g
Brandon Allen	13	166.48	244-370-8	65.9	3440	30	71	264.6
Austin Allen	3	241.33	1-3-0	33.3	35	1	35	11.7
Damon Mitchell	13	192.40	1-1-0	100.0	11	0	11	0.8
Total	13	167.15	246-374-8	65.8	3486	31	71	268.2
Opponents	13	141.71	280-436-11	64.2	3577	18	81	275.2

Receiving	gp	no.	yds	avg	td	lg	avg/g
Drew Morgan	13	63	843	13.4	10	52	64.8
Hunter Henry	13	51	739	14.5	3	51	56.8
Dominique Reed	12	28	535	19.1	6	71	44.6
Jeremy Sprinkle	13	27	389	14.4	6	42	29.9
Jared Cornelius	9	24	393	16.4	3	58	43.7
Keon Hatcher	2	13	198	15.2	2	38	99.0
Alex Collins	13	13	95	7.3	0	22	7.3
Damon Mitchell	13	6	84	14.0	1	49	6.5
Jojo Robinson	5	6	53	8.8	0	15	10.6
Rawleigh Williams	7	5	26	5.2	0	10	3.7
Cody Hollister	5	4	65	16.2	0	22	13.0
K. Edwards	5	4	51	12.8	0	16	10.2
Brandon Allen	13	1	11	11.0	0	11	0.8
Kody Walker	9	1	4	4.0	0	4	0.4
Total	13	246	3486	14.2	31	71	268.2
Opponents	13	280	3577	12.8	18	81	275.2

Punt Returns	no.	yds	avg	td	lg
DJ Dean	7	93	13.3	0	45
Jared Cornelius	7	93	13.3	0	43
Total	14	186	13.3	0	45
Opponents	18	125	6.9	0	29

Interceptions	no.	yds	avg	td	lg
Josh Liddell	2	0	0.0	0	0
DJ Dean	2	0	0.0	0	0
Brooks Ellis	1	28	28.0	0	28
Jared Collins	1	0	0.0	0	0
Santos Ramirez	1	18	18.0	0	18
Ryan Pulley	1	8	8.0	0	8
Kevin Richardson	1	0	0.0	0	0
Henre' Toliver	1	12	12.0	0	12
Rohan Gaines	1	14	14.0	0	14
Total	11	80	7.3	0	28
Opponents	8	50	6.2	0	23

Kick Returns	no.	yds	avg	td	lg
Eric Hawkins	10	223	22.3	0	30
Dominique Reed	10	222	22.2	0	40
Jojo Robinson	8	154	19.2	0	23
Jared Cornelius	3	50	16.7	0	18
Alex Collins	2	74	37.0	0	68
Alex Voelzke	1	4	4.0	0	4
Rawleigh Williams	1	17	17.0	0	17
Damon Mitchell	1	23	23.0	0	23
Dwayne Eugene	1	7	7.0	0	7
Ryder Lucas	1	8	8.0	0	8
Total	38	782	20.6	0	68
Opponents	62	1210	19.5	1	96

Fumble Returns	no.	yds	avg	td	lg
Brooks Ellis	1	4	4.0	0	4
Taiwan Johnson	1	15	15.0	0	15
Total	2	19	9.5	0	15
Opponents	0	0	0.0	0	0

2015 Arkansas Razorbacks Football
Arkansas Overall Individual Statistics (as of Sep 01, 2016)
All games

Scoring	td	fg	PAT				dpx	saf	pts
			kick	rush	rcv	pass			
Alex Collins	20	-	-	-	-	-	-	120	
Cole Hedlund	-	9-15	58-58	-	-	-	-	85	
Drew Morgan	10	-	-	-	-	-	-	60	
Dominique Reed	7	-	-	-	-	-	-	42	
Kody Walker	6	-	-	-	1	-	-	38	
Jeremy Sprinkle	6	-	-	-	1	-	-	38	
Jared Cornelius	5	-	-	-	-	1-1	-	30	
Hunter Henry	3	-	-	-	-	-	-	18	
Keon Hatcher	2	-	-	-	-	-	-	12	
Brandon Allen	1	-	-	1-1	1	2-2	-	10	
Damon Mitchell	1	-	-	-	-	-	-	6	
Rawleigh Williams	1	-	-	-	-	-	-	6	
Team	-	-	-	-	-	-	1	2	
Jared Collins	-	-	-	-	-	-	-	0	
Total	62	9-15	58-58	1-1	3	3-3	-	467	
Opponents	44	16-22	40-41	-	2	2-3	-	356	

Total Offense	g	plays	rush	pass	total	avg/g
Brandon Allen	13	426	107	3440	3547	272.8
Alex Collins	13	271	1577	0	1577	121.3
Kody Walker	9	90	394	0	394	43.8
Rawleigh Williams	7	56	254	0	254	36.3
Jared Cornelius	9	7	112	0	112	12.4
Denzell Evans	6	6	48	0	48	8.0
Damon Mitchell	13	5	29	11	40	3.1
Austin Allen	3	3	0	35	35	11.7
Dominique Reed	12	4	24	0	24	2.0
Drew Morgan	13	4	20	0	20	1.5
Juan Day	1	4	17	0	17	17.0
Jeremy Sprinkle	13	1	4	0	4	0.3
Adam McFain	3	1	3	0	3	1.0
Toby Baker	13	1	2	0	2	0.2
Team	7	6	-26	0	-26	-3.7
Total	13	886	2565	3486	6051	465.5
Opponents	13	839	1514	3577	5091	391.6

Field Goals	fg	pct.	01-19	20-29	30-39	40-49	50-99	lg	blk
Cole Hedlund	9-15	60.0	1-1	7-9	0-1	1-4	0-0	45	4

FG Sequence	Arkansas	Opponents
UTEP	(19),(27)	(38),(44)
Toledo	41,(25)	26,(38)
Texas Tech	(22),37	22
Texas A&M	-	(23),(22),38
Tennessee	(26),22	28,(35),(45)
Alabama	-	(24),25,48,(35)
Auburn	(25)	(41)
UT Martin	-	-
Ole Miss	(45),47	(37)
LSU	(25)	-
Mississippi State	29	(21)
Missouri	-	(35)
Kansas State	(26),46	(36),(21),(32)

Punting	no.	yds	avg	lg	tb	fc	i20	50+	blk
Toby Baker	43	1772	41.2	52	2	16	23	6	0
Team	1	0	0.0	0	0	0	0	0	1
Total	44	1772	40.3	52	2	16	23	6	1
Opponents	52	2176	41.8	60	4	11	13	11	1

Kickoffs	no.	yds	avg	tb	ob	retn	net	ydln
Lane Saling	70	4245	60.6	11	1			
Cole Hedlund	4	128	32.0	0	0			
Adam McFain	2	115	57.5	0	0			
Matt Emrich	1	61	61.0	0	1			
Total	77	4549	59.1	11	2	19.5	39.8	25
Opponents	68	4204	61.8	27	1	20.6	40.4	24

Numbers in (parentheses) indicate field goal was made.

2015 Arkansas Razorbacks Football
Arkansas Overall Individual Statistics (as of Sep 01, 2016)
All games

All Purpose	g	rush	rcv	pr	kr	ir	total	avg/g
Alex Collins	13	1577	95	0	74	0	1746	134.3
Drew Morgan	13	20	843	0	0	0	863	66.4
Dominique Reed	12	24	535	0	222	0	781	65.1
Hunter Henry	13	0	739	0	0	0	739	56.8
Jared Cornelius	9	112	393	93	50	0	648	72.0
Kody Walker	9	394	4	0	0	0	398	44.2
Jeremy Sprinkle	13	4	389	0	0	0	393	30.2
Rawleigh Willia	7	254	26	0	17	0	297	42.4
Eric Hawkins	8	0	0	0	223	0	223	27.9
Jojo Robinson	5	0	53	0	154	0	207	41.4
Keon Hatcher	2	0	198	0	0	0	198	99.0
Damon Mitchell	13	29	84	0	23	0	136	10.5
Brandon Allen	13	107	11	0	0	0	118	9.1
DJ Dean	12	0	0	93	0	0	93	7.8
Cody Hollister	5	0	65	0	0	0	65	13.0
K. Edwards	5	0	51	0	0	0	51	10.2
Denzell Evans	6	48	0	0	0	0	48	8.0
Brooks Ellis	13	0	0	0	0	28	28	2.2
Santos Ramirez	12	0	0	0	0	18	18	1.5
Juan Day	1	17	0	0	0	0	17	17.0
Rohan Gaines	13	0	0	0	0	14	14	1.1
Henre' Toliver	13	0	0	0	0	12	12	0.9
Ryder Lucas	6	0	0	0	8	0	8	1.3
Ryan Pulley	10	0	0	0	0	8	8	0.8
Dwayne Eugene	9	0	0	0	7	0	7	0.8
Alex Voelzke	12	0	0	0	4	0	4	0.3
Adam McFain	3	3	0	0	0	0	3	1.0
Toby Baker	13	2	0	0	0	0	2	0.2
Team	7	-26	0	0	0	0	-26	-3.7
Total	13	2565	3486	186	782	80	7099	546.1
Opponents	13	1514	3577	125	1210	50	6476	498.2

2015 Arkansas Razorbacks Football
Arkansas Overall Defensive Statistics (as of Sep 01, 2016)
All games

##	Defensive Leaders	gp	Tackles				tfl/yds	Sacks no-yds	Pass defense			Fumbles		blkd	
			ua	a	tot				int-yds	brup	qbh	rcv-yds	ff	kick	saf
51	Brooks Ellis	13	45	57	102	8.0-26	1.5-12	1-28	3	5	1-4	.	.	.	
23	Dre Greenlaw	13	46	49	95	3.5-20	1.0-14	.	1	1	.	2	.	.	
26	Rohan Gaines	13	44	23	67	1.5-3	.	1-14	1	
55	Jeremiah Ledbetter	13	24	31	55	7.5-27	2.0-14	.	1	3	
5	Henre' Toliver	13	43	12	55	4.0-14	.	1-12	8	
28	Josh Liddell	13	28	24	52	1.5-2	.	2-0	3	.	.	1	.	.	
30	Kevin Richardson	13	22	22	44	.	.	1-0	3	
29	Jared Collins	13	29	15	44	0.5-2	.	1-0	9	.	.	1	.	.	
2	DJ Dean	12	21	14	35	1.5-4	0.5-2	2-0	3	
9	Santos Ramirez	12	22	13	35	.	.	1-18	3	
48	Deatrich Wise	13	17	14	31	10.5-52	8.0-43	.	3	5	.	3	.	.	
97	Tevin Benum	13	11	19	30	7.0-27	2.0-12	.	1	1	1-0	.	.	.	
94	Taiwan Johnson	13	12	16	28	5.0-16	1.5-4	.	2	1	1-15	.	.	.	
93	DeMarcus Hodge	13	15	13	28	8.0-32	1.0-6	
6	JaMichael Winston	13	9	12	21	1.0-1	.	.	.	3	
21	Josh Williams	5	5	11	16	1.5-1	1-0	.	.	.	
89	Mitchell Loewen	10	3	12	15	1.5-9	1.5-9	.	.	4	
96	Karl Roesler	13	4	11	15	3.0-18	1.0-9	
35	Dwayne Eugene	9	3	11	14	
27	Khalia Hackett	13	2	10	12	2	
1A	Ryan Pulley	10	6	4	10	.	.	1-8	2	
20	De'Andre Coley	13	5	5	10	
15	Willie Sykes	12	4	5	9	
45	Josh Harris	12	6	2	8	1.0-2	1	.	.	
78	Bijhon Jackson	12	3	4	7	1.5-5	.	.	.	1	
83	Jeremy Sprinkle	13	2	4	6	1-0	.	1	.	
82	Luke Rossi	12	3	2	5	
13	Davyon McKinney	13	3	2	5	1-0	.	.	.	
2B	Ryder Lucas	6	1	3	4	
91	Hjalte Froholdt	10	1	2	3	1-0	.	.	.	
16	Cornelius Floyd	1	1	2	3	
41	Chris Jones	6	2	1	3	
46	Alex Voelzke	12	.	2	2	
86	Armon Watts	11	2	.	2	1	
38	Reid Miller	12	1	1	2	
32	Drew Gorton	13	1	1	2	
7	Damon Mitchell	13	2	.	2	1.0-14	
95	Jake Hall	1	.	1	1	
42	Lane Saling	13	1	.	1	
70	Dan Skipper	13	1	.	1	1	.	
57	Nick Thomas-Smith	4	1	.	1	
72	Frank Ragnow	13	1	.	1	
17	Jojo Robinson	5	1	.	1	
69	Cordale Boyd	11	.	1	1	
44	Kendrick Jackson	11	.	1	1	
TM	Team	7	1	
	Total	13	453	432	885	69-275	20-125	11-80	43	27	7-19	8	2	1	
	Opponents	13	480	468	948	60-195	14-92	8-50	40	30	3-0	11	5	.	

2015 Arkansas Razorbacks Football
Arkansas Team Game-by-Game (as of Sep 01, 2016)
All games

TEAM STATISTICS

Date	Opponent	Rushing				Receiving				Passing				Kick Returns				Punt Returns				tot off
		no.	yds	td	lg	no.	yds	td	lg	cmp	att	int	yds	td	lg	no.	yds	td	lg	no.	yds	
Sep 05	UTEP	34	182	2	70	14	308	4	58	14-20-0	308	4	58	2	55	0	30	2	12	0	13	490
Sep 12	TOLEDO	31	103	1	21	32	412	0	28	32-53-1	412	0	28	5	104	0	25	1	43	0	43	515
Sep 19	TEXAS TECH	43	228	1	26	16	196	2	34	16-21-1	196	2	34	3	58	0	22	0	0	0	0	424
Sep 26	vs Texas A&M	42	232	2	19	20	225	1	38	20-25-1	225	1	38	2	43	0	23	1	45	0	45	457
Oct. 3	at Tennessee	50	275	2	44	11	219	1	52	11-24-0	219	1	52	2	39	0	20	1	12	0	12	494
Oct 10	at Alabama	25	44	0	8	15	176	2	54	15-32-1	176	2	54	2	31	0	17	2	11	0	11	220
Oct 24	AUBURN	49	213	4	15	20	244	3	25	20-32-1	244	3	25	1	7	0	7	1	4	0	4	457
Oct 31	UT MARTIN	36	291	6	63	15	300	3	71	15-20-0	300	3	71	2	45	0	23	1	33	0	33	591
Nov 07	at Ole Miss	39	163	1	23	33	442	6	31	33-45-0	442	6	31	2	35	0	18	1	7	0	7	605
Nov 14	at LSU	40	299	3	80	9	141	1	52	9-16-1	141	1	52	3	79	0	40	1	14	0	14	440
Nov 21	MISSISSIPPI STATE	29	73	0	9	30	406	7	52	30-43-0	406	7	52	6	119	0	35	0	0	0	0	479
Nov 27	MISSOURI	52	208	4	25	11	102	0	18	11-17-1	102	0	18	2	42	0	23	1	5	0	5	310
Jan 02	vs Kansas State	42	254	5	36	20	315	1	43	20-26-1	315	1	43	6	125	0	68	2	0	0	6	569
Opponents		512	2565	31	80	246	3486	31	71	246-374-8	3486	31	71	38	782	0	68	14	186	0	45	6051
		403	1514	25	38	280	3577	18	81	280-436-11	3577	18	81	62	1210	1	96	18	125	0	29	5091

Games: 13 • Avg/rush: 5.0 • Avg/catch: 14.2 • Pass effic: 167.15 • KR avg: 20.6 • PR avg: 13.3 • All purpose avg/game: 546.1 • Total offense avg/gm: 465.5

Date	Opponent	Tackles				Sacks no-yds	Fumble		Pass Defense			blkd kick	PAT Attempts			off		
		ua	a	total	tfl-yds		ff	fr-yds	int-yds	qbh	brup		kick	rush	rcv	saf	t/o	pts
Sep 05	UTEP	26	52	78	11.0-46	1.0-6	0	2-0	1-12	4	0	0	6-6	0	0	0	17	48
Sep 12	TOLEDO	26	34	60	3.0-10	0.0-0	0	0-0	0-0	0	5	1	1-1	0	0	1	0	12
Sep 19	TEXAS TECH	33	32	65	3.0-4	0.0-0	0	0-0	2-0	1	0	0	3-3	0	0	0	7	24
Sep 26	vs Texas A&M	24	20	44	5.0-23	2.0-13	0	0-0	0-0	0	2	0	3-3	0	0	0	0	21
Oct. 3	at Tennessee	41	26	67	7.0-25	1.0-8	2	1-0	0-0	4	4	0	3-3	0	0	0	0	24
Oct 10	at Alabama	59	16	75	8.0-31	2.0-18	0	0-0	2-18	3	1	1	2-2	0	0	0	7	14
Oct 24	AUBURN	35	62	97	7.0-28	1.0-9	1	0-0	0-0	3	6	0	5-5	0	2	0	0	54
Oct 31	UT MARTIN	36	34	70	2.0-5	0.0-0	1	1-0	2-42	5	3	0	9-9	0	0	0	14	63
Nov 07	at Ole Miss	40	26	66	1.0-7	1.0-7	0	0-0	0-0	1	4	0	6-6	1	0	0	0	53
Nov 14	at LSU	29	52	81	8.0-49	5.0-37	1	1-4	1-0	1	6	0	4-4	0	0	0	7	31
Nov 21	MISSISSIPPI STATE	40	50	90	2.0-4	2.0-4	2	2-15	1-0	0	6	0	6-6	0	1	0	21	50
Nov 27	MISSOURI	29	20	49	8.0-21	3.0-9	1	0-0	1-0	5	4	0	4-4	0	0	0	0	28
Jan 02	vs Kansas State	35	8	43	4.0-22	2.0-14	0	0-0	1-8	0	2	0	6-6	0	0	0	0	45
Opponents		453	432	885	69.0-275	20.0-125	8	7-19	11-80	27	43	2	58-58	1	3	1	73	467
		480	468	948	60.0-195	14.0-92	11	3-0	8-50	30	40	5	40-41	0	2	0	27	356

Date	Opponent	Punting										Field Goals			Kickoffs				
		no.	yds	avg	long	blkd	tb	fc	50+	i20	md-att	long	blkd	no.	yds	avg	tb	ob	
Sep 05	UTEP	1	35	35.0	35	0	0	0	0	1	2-2	27	0	9	573	63.7	3	0	
Sep 12	TOLEDO	2	38	19.0	38	1	0	0	0	0	1-2	25	0	3	184	61.3	0	0	
Sep 19	TEXAS TECH	1	49	49.0	49	0	0	0	0	0	1-2	22	0	5	319	63.8	1	0	
Sep 26	vs Texas A&M	3	109	36.3	50	0	1	2	1	2	0-0	0	0	4	243	60.8	0	0	
Oct. 3	at Tennessee	5	209	41.8	50	0	0	2	2	2	1-2	26	1	4	251	62.8	1	0	
Oct 10	at Alabama	10	402	40.2	49	0	0	7	0	5	0-0	0	0	2	113	56.5	0	0	
Oct 24	AUBURN	4	170	42.5	52	0	0	1	1	4	1-1	25	0	5	280	56.0	1	0	
Oct 31	UT MARTIN	2	80	40.0	50	0	1	0	1	1	0-0	0	0	10	637	63.7	1	1	
Nov 07	at Ole Miss	3	115	38.3	42	0	0	0	0	3	1-2	45	1	8	480	60.0	2	0	
Nov 14	at LSU	2	87	43.5	45	0	0	1	0	1	1-1	25	0	6	383	63.8	0	0	
Nov 21	MISSISSIPPI STATE	4	183	45.8	51	0	0	3	1	0	0-1	0	1	8	475	59.4	1	1	
Nov 27	MISSOURI	6	256	42.7	47	0	0	0	0	3	0-0	0	0	5	294	58.8	1	0	
Jan 02	vs Kansas State	1	39	39.0	39	0	0	0	0	1	1-2	26	1	8	317	39.6	0	0	
Opponents		44	1772	40.3	52	1	2	16	6	23	9-15	45	4	77	4549	59.1	11	2	
		52	2176	41.8	60	1	4	11	11	13	16-22	45	1	68	4204	61.8	27	1	

2015 Arkansas Razorbacks Football
Arkansas Opponent Game-by-Game (as of Sep 01, 2016)
All games

OPPONENT STATISTICS

Date	Opponent	Rushing				Receiving				Passing				Kick Returns				Punt Returns				tot off		
		no.	yds	td	lg	no.	yds	td	lg	cmp	att	int	yds	td	lg	no.	yds	td	lg	no.	yds		td	lg
Sep 05	UTEP	34	58	1	20	14	146	0	36	14	19	1	146	0	36	6	130	0	29	1	2	0	2	204
Sep 12	TOLEDO	24	81	1	27	21	237	1	32	21	38	0	237	1	32	3	55	0	25	1	28	0	0	318
Sep 19	TEXAS TECH	27	171	3	38	27	315	2	72	27	31	2	315	2	72	4	63	0	23	0	0	0	0	486
Sep 26	vs Texas A&M	20	65	1	17	21	358	2	63	21	28	0	358	2	63	4	77	0	40	0	0	0	0	423
Oct. 3	at Tennessee	33	133	1	35	20	232	0	31	20	37	0	232	0	31	3	141	1	96	3	35	0	29	365
Oct 10	at Alabama	46	134	1	15	24	262	2	81	24	33	2	262	2	81	2	38	0	22	3	39	0	27	396
Oct 24	AUBURN	52	162	6	19	19	254	0	46	19	34	0	254	0	46	3	81	0	30	0	0	0	0	416
Oct 31	UT MARTIN	23	139	3	26	30	380	1	31	30	44	2	380	1	31	8	118	0	24	0	0	0	0	519
Nov 07	at Ole Miss	32	222	4	24	24	368	3	42	24	34	0	368	3	42	6	108	0	37	3	3	0	2	590
Nov 14	at LSU	30	59	1	13	21	271	1	33	21	35	1	271	1	33	6	132	0	33	1	-3	0	0	330
Nov 21	MISSISSIPPI STATE	35	123	2	12	38	508	5	55	38	51	1	508	5	55	5	100	0	26	1	7	0	7	631
Nov 27	MISSOURI	25	88	0	17	9	83	0	35	9	27	1	83	0	35	4	53	0	16	4	11	0	16	171
Jan 02	vs Kansas State	22	79	1	35	12	163	1	48	12	25	1	163	1	48	8	114	0	41	1	3	0	3	242
Arkansas		403	1514	25	38	280	3577	18	81	280	436	11	3577	18	81	62	1210	1	96	18	125	0	29	5091
		512	2565	31	80	246	3486	31	71	246	374	8	3486	31	71	38	782	0	68	14	186	0	45	6051

Games: 13 • Avg/rush: 3.8 • Avg/catch: 12.8 • Pass effic: 141.71 • KR avg: 19.5 • PR avg: 6.9 • All purpose avg/game: 498.2 • Total offense avg/gm: 391.6

Date	Opponent	Tackles				Sacks no-yds	Fumble		Pass Defense			blkd kick	PAT Attempts			off		pts	
		ua	a	total	tfl-yds		ff	fr-yds	int-yds	qbh	brup		kick	rush	rcv	saf	t/o		
Sep 05	UTEP	23	48	71	5.0-11	0.0-0	0	0-0	0-0	0	0	0	1-1	0	0	0	0	0	13
Sep 12	TOLEDO	37	54	91	5.0-16	0.0-0	0	0-0	1-0	3	8	1	1-1	0	0	0	0	7	16
Sep 19	TEXAS TECH	29	56	85	3.0-5	0.0-0	1	1-0	1-0	2	1	0	5-5	0	0	0	0	35	
Sep 26	vs Texas A&M	34	50	84	2.0-13	2.0-13	1	1-0	1-7	1	1	0	2-2	0	1	0	3	28	
Oct. 3	at Tennessee	41	28	69	2.0-8	0.0-0	0	0-0	0-0	5	3	1	2-2	0	0	0	0	20	
Oct 10	at Alabama	33	20	53	4.0-18	3.0-16	1	0-0	1-20	9	7	0	3-3	0	0	0	3	27	
Oct 24	AUBURN	40	44	84	3.0-13	1.0-9	2	0-0	1-0	1	6	0	5-5	0	1	0	7	46	
Oct 31	UT MARTIN	29	28	57	5.0-17	1.0-7	0	0-0	0-0	0	0	0	4-4	0	0	0	0	28	
Nov 07	at Ole Miss	53	20	73	6.0-26	2.0-19	2	0-0	0-0	6	1	1	7-7	0	0	0	0	52	
Nov 14	at LSU	28	40	68	6.0-17	2.0-10	1	1-0	1-23	1	1	0	2-2	0	0	0	0	14	
Nov 21	MISSISSIPPI STATE	40	32	72	7.0-15	0.0-0	1	0-0	0-0	1	7	1	6-7	0	0	0	0	51	
Nov 27	MISSOURI	40	36	76	9.0-23	1.0-9	1	0-0	1-0	0	3	0	0-0	0	0	0	0	3	
Jan 02	vs Kansas State	53	12	65	3.0-13	2.0-9	1	0-0	1-0	1	2	1	2-2	0	0	0	7	23	
Arkansas		480	468	948	60.0-195	14.0-92	11	3-0	8-50	30	40	5	40-41	0	2	0	27	356	
		453	432	885	69.0-275	20.0-125	8	7-19	11-80	27	43	2	58-58	1	3	1	73	467	

Date	Opponent	Punting										Field Goals			Kickoffs				
		no.	yds	avg	long	blkd	tb	fc	50+	i20	md-att	long	blkd	no.	yds	avg	tb	ob	
Sep 05	UTEP	3	140	46.7	60	0	0	1	1	1	2-2	44	0	4	260	65.0	2	0	
Sep 12	TOLEDO	4	147	36.8	43	0	1	0	0	0	1-2	38	1	5	323	64.6	0	0	
Sep 19	TEXAS TECH	0	0	0.0	0	0	0	0	0	0	0-1	0	0	6	387	64.5	3	0	
Sep 26	vs Texas A&M	4	195	48.8	54	0	1	0	3	2	2-3	23	0	5	325	65.0	3	0	
Oct. 3	at Tennessee	4	186	46.5	49	0	1	0	0	0	2-3	45	0	5	327	65.4	3	0	
Oct 10	at Alabama	5	226	45.2	58	1	0	2	2	2	2-4	35	0	6	357	59.5	3	0	
Oct 24	AUBURN	6	217	36.2	44	0	0	1	0	1	1-1	41	0	5	295	59.0	4	0	
Oct 31	UT MARTIN	4	135	33.8	41	0	0	0	0	1	0-0	0	0	5	290	58.0	2	0	
Nov 07	at Ole Miss	3	134	44.7	48	0	0	1	0	0	1-1	37	0	7	455	65.0	5	0	
Nov 14	at LSU	6	266	44.3	54	0	1	2	2	2	0-0	0	0	3	185	61.7	0	0	
Nov 21	MISSISSIPPI STATE	1	35	35.0	35	0	0	1	0	0	1-1	21	0	9	548	60.9	2	1	
Nov 27	MISSOURI	8	322	40.2	51	0	0	2	2	3	1-1	35	0	2	124	62.0	0	0	
Jan 02	vs Kansas State	4	173	43.2	52	0	0	1	1	1	3-3	36	0	6	328	54.7	0	0	
Arkansas		52	2176	41.8	60	1	4	11	11	13	16-22	45	1	68	4204	61.8	27	1	
		44	1772	40.3	52	1	2	16	6	23	9-15	45	4	77	4549	59.1	11	2	

2015 Arkansas Razorbacks Football
Arkansas Game Superlatives (as of Sep 01, 2016)
All games

INDIVIDUAL GAME HIGHS

Rushes	30	Alex Collins vs Missouri (Nov 27, 2015)
Yards Rushing	185	Alex Collins vs Kansas State (Jan 02, 2016)
TD Rushes	5	Alex Collins vs UT Martin (Oct 31, 2015)
Long Rush	80	Alex Collins at LSU (Nov 14, 2015)
Pass attempts	53	Brandon Allen vs Toledo (Sep 12, 2015)
Pass completions	33	Brandon Allen at Ole Miss (Nov 07, 2015)
Yards Passing	442	Brandon Allen at Ole Miss (Nov 07, 2015)
TD Passes	7	Brandon Allen vs Mississippi State (Nov 21, 2015)
Long Pass	71	Brandon Allen vs UT Martin (Oct 31, 2015)
Receptions	9	Drew Morgan at Ole Miss (Nov 07, 2015)
Yards Receiving	155	Drew Morgan vs Texas A&M (Sep 26, 2015)
TD Receptions	3	Drew Morgan at Ole Miss (Nov 07, 2015)
	3	Jeremy Sprinkle vs Mississippi State (Nov 21, 2015)
Long Reception	71	Dominique Reed vs UT Martin (Oct 31, 2015)
Field Goals	2	Cole Hedlund vs UTEP (Sep 05, 2015)
Long Field Goal	45	Cole Hedlund at Ole Miss (Nov 07, 2015)
Punts	10	Toby Baker at Alabama (Oct 10, 2015)
Punting Avg	49.0	Toby Baker vs Texas Tech (Sep 19, 2015)
Long Punt	52	Toby Baker vs Auburn (Oct 24, 2015)
Punts inside 20	5	Toby Baker at Alabama (Oct 10, 2015)
Long Punt Return	45	DJ Dean vs Texas A&M (Sep 26, 2015)
Long Kickoff Return	68	Alex Collins vs Kansas State (Jan 02, 2016)
Tackles	16	Dre Greenlaw vs Auburn (Oct 24, 2015)
Sacks	2.5	Deatrich Wise at LSU (Nov 14, 2015)
Tackles For Loss	2.5	Brooks Ellis at Alabama (Oct 10, 2015)
	2.5	Jeremiah Ledbetter vs Auburn (Oct 24, 2015)
	2.5	Deatrich Wise at LSU (Nov 14, 2015)
Interceptions	1	Henre' Toliver vs UTEP (Sep 05, 2015)
	1	DJ Dean vs Texas Tech (Sep 19, 2015)
	1	Jared Collins vs Texas Tech (Sep 19, 2015)
	1	Santos Ramirez at Alabama (Oct 10, 2015)
	1	Josh Liddell at Alabama (Oct 10, 2015)
	1	Rohan Gaines vs UT Martin (Oct 31, 2015)
	1	Brooks Ellis vs UT Martin (Oct 31, 2015)
	1	DJ Dean at LSU (Nov 14, 2015)
	1	Kevin Richardson vs Mississippi State (Nov 21, 2015)
	1	Josh Liddell vs Missouri (Nov 27, 2015)
	1	Ryan Pulley vs Kansas State (Jan 02, 2016)

2015 Arkansas Razorbacks Football
Arkansas Game Superlatives (as of Sep 01, 2016)
All games

TEAM GAME HIGHS

Rushes	52	vs Missouri (Nov 27, 2015)
Yards Rushing	299	at LSU (Nov 14, 2015)
Yards Per Rush	8.1	vs UT Martin (Oct 31, 2015)
TD Rushes	6	vs UT Martin (Oct 31, 2015)
Pass attempts	53	vs Toledo (Sep 12, 2015)
Pass completions	33	at Ole Miss (Nov 07, 2015)
Yards Passing	442	at Ole Miss (Nov 07, 2015)
Yards Per Pass	15.4	vs UTEP (Sep 05, 2015)
TD Passes	7	vs Mississippi State (Nov 21, 2015)
Total Plays	84	vs Toledo (Sep 12, 2015)
	84	at Ole Miss (Nov 07, 2015)
Total Offense	605	at Ole Miss (Nov 07, 2015)
Yards Per Play	10.6	vs UT Martin (Oct 31, 2015)
Points	63	vs UT Martin (Oct 31, 2015)
Sacks By	5	at LSU (Nov 14, 2015)
First Downs	35	at Ole Miss (Nov 07, 2015)
Penalties	11	vs Texas A&M (Sep 26, 2015)
Penalty Yards	93	vs Texas A&M (Sep 26, 2015)
Turnovers	2	vs Texas Tech (Sep 19, 2015)
	2	vs Texas A&M (Sep 26, 2015)
	2	at LSU (Nov 14, 2015)
Interceptions By	2	vs Texas Tech (Sep 19, 2015)
	2	at Alabama (Oct 10, 2015)
	2	vs UT Martin (Oct 31, 2015)
Punts	10	at Alabama (Oct 10, 2015)
Punting Avg	49.0	vs Texas Tech (Sep 19, 2015)
Long Punt	52	vs Auburn (Oct 24, 2015)
Punts inside 20	5	at Alabama (Oct 10, 2015)
Long Punt Return	45	vs Texas A&M (Sep 26, 2015)

2015 Arkansas Razorbacks Football
Arkansas Game Superlatives (as of Sep 01, 2016)
All games

OPPONENT INDIVIDUAL GAME HIGHS

Rushes	37	Peyton Barber, vs Auburn (Oct 24, 2015)
Yards Rushing	120	Peyton Barber, vs Auburn (Oct 24, 2015)
TD Rushes	4	Peyton Barber, vs Auburn (Oct 24, 2015)
Long Rush	38	De. Washington, vs Texas Tech (Sep 19, 2015)
Pass attempts	50	Dak Prescott, vs Mississippi State (Nov 21, 2015)
Pass completions	38	Dak Prescott, vs Mississippi State (Nov 21, 2015)
Yards Passing	508	Dak Prescott, vs Mississippi State (Nov 21, 2015)
TD Passes	5	Dak Prescott, vs Mississippi State (Nov 21, 2015)
Long Pass	81	Jake Coker, at Alabama (Oct 10, 2015)
Receptions	10	Fred Ross, vs Mississippi State (Nov 21, 2015)
	10	D.Wilson, vs Mississippi State (Nov 21, 2015)
Yards Receiving	173	Christian Kirk, vs Texas A&M (Sep 26, 2015)
TD Receptions	2	Reginald Davis, vs Texas Tech (Sep 19, 2015)
	2	Christian Kirk, vs Texas A&M (Sep 26, 2015)
	2	Fred Ross, vs Mississippi State (Nov 21, 2015)
Long Reception	81	Calvin Ridley, at Alabama (Oct 10, 2015)
Field Goals	3	McCrane, M., vs Kansas State (Jan 02, 2016)
Long Field Goal	45	Medley, A., at Tennessee (Oct. 3, 2015)
Punts	8	Corey Fatony, vs Missouri (Nov 27, 2015)
Punting Avg	50.0	JK Scott, at Alabama (Oct 10, 2015)
Long Punt	60	Alan Luna, vs UTEP (Sep 05, 2015)
Punts inside 20	3	Corey Fatony, vs Missouri (Nov 27, 2015)
Long Punt Return	29	Sutton, C., at Tennessee (Oct. 3, 2015)
Long Kickoff Return	96	Berry, Ev., at Tennessee (Oct. 3, 2015)
Tackles	16	Jah. Johnson, vs Texas Tech (Sep 19, 2015)
Sacks	2.0	Willis, Jordan, vs Kansas State (Jan 02, 2016)
Tackles For Loss	2.5	K. Brothers, vs Missouri (Nov 27, 2015)
Interceptions	1	Dejuan Rogers, vs Toledo (Sep 12, 2015)
	1	Tevin Madison, vs Texas Tech (Sep 19, 2015)
	1	Donovan Wilson, vs Texas A&M (Sep 26, 2015)
	1	Eddie Jackson, at Alabama (Oct 10, 2015)
	1	Kris Frost, vs Auburn (Oct 24, 2015)
	1	Jamal Adams, at LSU (Nov 14, 2015)
	1	Aarion Penton, vs Missouri (Nov 27, 2015)
	1	Lee, Elijah, vs Kansas State (Jan 02, 2016)

2015 Arkansas Razorbacks Football
Arkansas Game Superlatives (as of Sep 01, 2016)
All games

OPPONENT TEAM GAME HIGHS

Rushes	52	vs Auburn (Oct 24, 2015)
Yards Rushing	222	at Ole Miss (Nov 07, 2015)
Yards Per Rush	6.9	at Ole Miss (Nov 07, 2015)
TD Rushes	6	vs Auburn (Oct 24, 2015)
Pass attempts	51	vs Mississippi State (Nov 21, 2015)
Pass completions	38	vs Mississippi State (Nov 21, 2015)
Yards Passing	508	vs Mississippi State (Nov 21, 2015)
Yards Per Pass	12.8	vs Texas A&M (Sep 26, 2015)
TD Passes	5	vs Mississippi State (Nov 21, 2015)
Total Plays	86	vs Auburn (Oct 24, 2015)
	86	vs Mississippi State (Nov 21, 2015)
Total Offense	631	vs Mississippi State (Nov 21, 2015)
Yards Per Play	8.9	at Ole Miss (Nov 07, 2015)
Points	52	at Ole Miss (Nov 07, 2015)
Sacks By	3	at Alabama (Oct 10, 2015)
First Downs	32	vs Mississippi State (Nov 21, 2015)
Penalties	8	vs Toledo (Sep 12, 2015)
Penalty Yards	56	at Alabama (Oct 10, 2015)
Turnovers	3	vs UTEP (Sep 05, 2015)
	3	vs UT Martin (Oct 31, 2015)
	3	vs Mississippi State (Nov 21, 2015)
Interceptions By	1	vs Toledo (Sep 12, 2015)
	1	vs Texas Tech (Sep 19, 2015)
	1	vs Texas A&M (Sep 26, 2015)
	1	at Alabama (Oct 10, 2015)
	1	vs Auburn (Oct 24, 2015)
	1	at LSU (Nov 14, 2015)
	1	vs Missouri (Nov 27, 2015)
	1	vs Kansas State (Jan 02, 2016)
Punts	8	vs Missouri (Nov 27, 2015)
Punting Avg	48.8	vs Texas A&M (Sep 26, 2015)
Long Punt	60	vs UTEP (Sep 05, 2015)
Punts inside 20	3	vs Missouri (Nov 27, 2015)
Long Punt Return	29	at Tennessee (Oct. 3, 2015)

2015 Arkansas Razorbacks Football
Arkansas Red-Zone Results (as of Sep 01, 2016)
All games

Arkansas Inside Opponent Red-Zone

Date	Opponent	Score	Times In RZ	Times Scored	Total Pts	Rush TDs	Pass TDs	FGs Made	Failed to score inside RZ						
									FGA	Down	Int	Fumb	Half	Game	
Sep 05, 2015	UTEP	W 48-13	5	5	27	3	2	1	2	0	0	0	0	0	0
Sep 12, 2015	TOLEDO	L 12-16	5	1	3	0	0	0	1	1	1	1	0	1	0
Sep 19, 2015	TEXAS TECH	L 24-35	4	3	17	2	1	1	1	1	0	0	0	0	0
Sep 26, 2015	vs Texas A&M	L 21-28	4	3	21	3	2	1	0	0	1	0	0	0	0
Oct. 3, 2015	at Tennessee	W 24-20	6	3	17	2	2	0	1	1	1	0	0	1	0
Oct 10, 2015	at Alabama	L 14-27	1	1	7	1	0	1	0	0	0	0	0	0	0
Oct 24, 2015	AUBURN	W 54-46	6	6	39	5	4	1	1	0	0	0	0	0	0
Oct 31, 2015	UT MARTIN	W 63-28	5	5	35	5	5	0	0	0	0	0	0	0	0
Nov 07, 2015	at Ole Miss	W 53-52	5	5	36	5	1	4	0	0	0	0	0	0	0
Nov 14, 2015	at LSU	W 31-14	2	2	10	1	1	0	1	0	0	0	0	0	0
Nov 21, 2015	MISSISSIPPI STATE	L 50-51	7	6	43	6	0	6	0	1	0	0	0	0	0
Nov 27, 2015	MISSOURI	W 28-3	3	3	21	3	3	0	0	0	0	0	0	0	0
Jan 02, 2016	vs Kansas State	W 45-23	6	6	38	5	4	1	1	0	0	0	0	0	0
Totals			59	49	314	41	25	16	8	4	3	1	0	2	0
49 of 59 (83.1%)															

Opponents Inside Arkansas Red-Zone

Date	Opponent	Score	Times In RZ	Times Scored	Total Pts	Rush TDs	Pass TDs	FGs Made	Failed to score inside RZ						
									FGA	Down	Int	Fumb	Half	Game	
Sep 05, 2015	UTEP	W 48-13	3	3	13	1	1	0	2	0	0	0	0	0	0
Sep 12, 2015	TOLEDO	L 12-16	3	2	13	2	1	1	0	1	0	0	0	0	0
Sep 19, 2015	TEXAS TECH	L 24-35	4	3	21	3	2	1	0	1	0	0	0	0	0
Sep 26, 2015	vs Texas A&M	L 21-28	4	4	21	2	1	1	2	0	0	0	0	0	0
Oct. 3, 2015	at Tennessee	W 24-20	4	2	10	1	1	0	1	1	0	0	1	0	0
Oct 10, 2015	at Alabama	L 14-27	5	4	20	2	1	1	2	1	0	0	0	0	0
Oct 24, 2015	AUBURN	W 54-46	6	6	43	6	6	0	0	0	0	0	0	0	0
Oct 31, 2015	UT MARTIN	W 63-28	2	2	14	2	1	1	0	0	0	0	0	0	0
Nov 07, 2015	at Ole Miss	W 53-52	7	7	45	6	4	2	1	0	0	0	0	0	0
Nov 14, 2015	at LSU	W 31-14	3	2	14	2	1	1	0	0	0	1	0	0	0
Nov 21, 2015	MISSISSIPPI STATE	L 50-51	6	6	37	5	2	3	1	0	0	0	0	0	0
Nov 27, 2015	MISSOURI	W 28-3	2	1	3	0	0	0	1	0	1	0	0	0	0
Jan 02, 2016	vs Kansas State	W 45-23	4	4	16	1	1	0	3	0	0	0	0	0	0
Totals			53	46	270	33	22	11	13	4	1	1	1	0	0
46 of 53 (86.8%)															

2015 Arkansas Razorbacks Football
Arkansas By-Quarter Statistics (as of Sep 01, 2016)
All games

3rd-Down Conversions

Date	Opponent	Score	Overall	1st Qtr	2nd Qtr	3rd Qtr	4th Qtr	Overtime
Sep 05, 2015	UTEP	W 48-13	5-11 45.5	2-2 100.0	0-2 0.0	1-2 50.0	2-5 40.0	
Sep 12, 2015	TOLEDO	L 12-16	5-13 38.5	1-3 33.3	1-2 50.0	2-4 50.0	1-4 25.0	
Sep 19, 2015	TEXAS TECH	L 24-35	7-11 63.6	2-4 50.0	3-3 100.0	2-3 66.7	0-1 0.0	
Sep 26, 2015	vs Texas A&M	L 21-28	5-10 50.0	2-3 66.7	1-3 33.3	1-1 100.0	1-2 50.0	0-1 0.0
Oct. 3, 2015	at Tennessee	W 24-20	6-15 40.0	0-2 0.0	1-3 33.3	4-5 80.0	1-5 20.0	
Oct 10, 2015	at Alabama	L 14-27	5-16 31.2	0-2 0.0	2-5 40.0	2-6 33.3	1-3 33.3	
Oct 24, 2015	AUBURN	W 54-46	9-16 56.2	3-4 75.0	2-3 66.7	1-2 50.0	2-4 50.0	1-3 33.3
Oct 31, 2015	UT MARTIN	W 63-28	3-7 42.9	1-2 50.0	0-1 0.0	2-2 100.0	0-2 0.0	
Nov 07, 2015	at Ole Miss	W 53-52	7-13 53.8	0-1 0.0	2-5 40.0	2-2 100.0	3-4 75.0	0-1 0.0
Nov 14, 2015	at LSU	W 31-14	3-10 30.0	2-4 50.0	0-1 0.0	1-2 50.0	0-3 0.0	
Nov 21, 2015	MISSISSIPPI STATE	L 50-51	8-14 57.1	3-4 75.0	2-4 50.0	3-4 75.0	0-2 0.0	
Nov 27, 2015	MISSOURI	W 28-3	6-14 42.9	2-4 50.0	3-4 75.0	0-3 0.0	1-3 33.3	
Jan 02, 2016	vs Kansas State	W 45-23	6-10 60.0	0-1 0.0	2-4 50.0	1-1 100.0	3-4 75.0	
Arkansas			75-160 46.9	18-36 50.0	19-40 47.5	22-37 59.5	15-42 35.7	1-5 20.0
Opponents			75-170 44.1	24-44 54.5	17-44 38.6	18-42 42.9	14-37 37.8	2-3 66.7

4th-Down Conversions

Date	Opponent	Score	Overall	1st Qtr	2nd Qtr	3rd Qtr	4th Qtr	Overtime
Sep 05, 2015	UTEP	W 48-13	2-2 100.0	0-0 0.0	2-2 100.0	0-0 0.0	0-0 0.0	
Sep 12, 2015	TOLEDO	L 12-16	1-3 33.3	0-0 0.0	0-1 0.0	0-0 0.0	1-2 50.0	
Sep 19, 2015	TEXAS TECH	L 24-35	0-0 0.0	0-0 0.0	0-0 0.0	0-0 0.0	0-0 0.0	
Sep 26, 2015	vs Texas A&M	L 21-28	0-2 0.0	0-0 0.0	0-1 0.0	0-0 0.0	0-0 0.0	0-1 0.0
Oct. 3, 2015	at Tennessee	W 24-20	1-2 50.0	0-0 0.0	0-0 0.0	0-0 0.0	1-2 50.0	
Oct 10, 2015	at Alabama	L 14-27	0-1 0.0	0-0 0.0	0-0 0.0	0-1 0.0	0-0 0.0	
Oct 24, 2015	AUBURN	W 54-46	2-2 100.0	0-0 0.0	0-0 0.0	0-0 0.0	0-0 0.0	2-2 100.0
Oct 31, 2015	UT MARTIN	W 63-28	2-2 100.0	0-0 0.0	1-1 100.0	0-0 0.0	1-1 100.0	
Nov 07, 2015	at Ole Miss	W 53-52	2-2 100.0	0-0 0.0	1-1 100.0	0-0 0.0	0-0 0.0	1-1 100.0
Nov 14, 2015	at LSU	W 31-14	1-3 33.3	0-0 0.0	0-1 0.0	0-0 0.0	1-2 50.0	
Nov 21, 2015	MISSISSIPPI STATE	L 50-51	0-1 0.0	0-0 0.0	0-0 0.0	0-1 0.0	0-0 0.0	
Nov 27, 2015	MISSOURI	W 28-3	1-1 100.0	0-0 0.0	1-1 100.0	0-0 0.0	0-0 0.0	
Jan 02, 2016	vs Kansas State	W 45-23	0-0 0.0	0-0 0.0	0-0 0.0	0-0 0.0	0-0 0.0	
Arkansas			12-21 57.1	0-0 0.0	5-8 62.5	0-2 0.0	4-7 57.1	3-4 75.0
Opponents			9-20 45.0	1-1 100.0	2-3 66.7	2-5 40.0	4-10 40.0	0-1 0.0

Time of Possession

Date	Opponent	Score	Overall	1st Qtr	2nd Qtr	3rd Qtr	4th Qtr	Overtime
Sep 05, 2015	UTEP	W 48-13	29:19	7:12	6:12	5:19	10:36	
Sep 12, 2015	TOLEDO	L 12-16	37:55	8:33	8:53	8:57	11:32	
Sep 19, 2015	TEXAS TECH	L 24-35	36:43	8:49	13:46	8:31	5:37	
Sep 26, 2015	vs Texas A&M	L 21-28	39:28	11:39	11:53	6:58	8:58	0:00
Oct. 3, 2015	at Tennessee	W 24-20	35:18	7:08	6:13	10:45	11:12	
Oct 10, 2015	at Alabama	L 14-27	26:07	3:54	9:00	8:01	5:12	
Oct 24, 2015	AUBURN	W 54-46	32:51	11:27	6:19	6:15	8:50	0:00
Oct 31, 2015	UT MARTIN	W 63-28	28:43	8:28	6:50	6:03	7:22	
Nov 07, 2015	at Ole Miss	W 53-52	41:03	10:16	11:09	9:46	9:52	0:00
Nov 14, 2015	at LSU	W 31-14	29:43	8:36	5:25	6:52	8:50	
Nov 21, 2015	MISSISSIPPI STATE	L 50-51	32:09	9:27	7:29	9:39	5:34	
Nov 27, 2015	MISSOURI	W 28-3	40:15	10:09	10:49	11:06	8:11	
Jan 02, 2016	vs Kansas State	W 45-23	37:30	7:30	10:19	6:36	13:05	
Arkansas			Total	113:08	114:17	104:48	114:51	0:00
			Avg.	8:42	8:47	8:03	8:50	0:00
Opponents			Total	81:52	80:43	90:12	80:09	0:00
			Avg.	6:17	6:12	6:56	6:09	0:00

2015 Arkansas Razorbacks Football
Arkansas Sacks Game-by-Game (as of Sep 01, 2016)
All games

SACKS	UA-A	Total	UTEP	TOLEDO	TTU	TAMU	UT	UA	AU	UTM	OM	LSU	MS	MIZ	KS
Deatrich Wise	7-2	8.0	-	-	-	-	-	1.0-11	-	-	1.0-7	2.5-17	1.5-2	2.0-6	-
J. Ledbetter	1-2	2.0	-	-	-	-	-	-	1.0-9	-	-	0.5-3	-	0.5-2	-
Tevin Beanum	1-2	2.0	-	-	-	0.5-2	1.0-8	-	-	-	-	-	0.5-2	-	-
Mitchell Loewen	1-1	1.5	-	-	-	0.5-2	-	1.0-7	-	-	-	-	DNP	DNP	DNP
Taiwan Johnson	1-1	1.5	-	-	-	-	-	-	-	-	-	-	-	0.5-1	1.0-3
Brooks Ellis	1-1	1.5	-	-	-	-	-	-	-	-	-	0.5-1	-	-	1.0-11
DeMarcus Hodge	1-0	1.0	1.0-6	-	-	-	-	-	-	-	-	-	-	-	-
Dre Greenlaw	1-0	1.0	-	-	-	-	-	-	-	-	-	1.0-14	-	-	-
Karl Roesler	1-0	1.0	-	-	-	1.0-9	-	-	-	-	-	-	-	-	-
DJ Dean	0-1	0.5	-	-	-	-	-	-	-	DNP	-	0.5-2	-	-	-

2015 Arkansas Razorbacks Football
Arkansas Tackle For Loss Game-by-Game (as of Sep 01, 2016)
All games

TACKLES FOR LOSS	UA-A	Total	UTEP	TOLEDO	TTU	TAMU	UT	UA	AU	UTM	OM	LSU	MS	MIZ	KS
Deatrich Wise	9-3	10.5	0.5-2	-	1.0-2	-	1.0-5	1.0-11	-	-	1.0-7	2.5-17	1.5-2	2.0-6	-
Brooks Ellis	4-8	8.0	1.0-2	-	0.5-1	-	0.5-1	2.5-4	0.5-0	-	-	0.5-1	-	1.5-6	1.0-11
DeMarcus Hodge	6-4	8.0	2.0-9	1.0-5	0.5-0	-	-	1.0-3	0.5-1	-	-	2.0-8	-	-	1.0-6
J. Ledbetter	5-5	7.5	0.5-1	1.0-2	-	2.0-7	0.5-1	-	2.5-11	-	-	0.5-3	-	0.5-2	-
Tevin Beanum	5-4	7.0	0.5-1	-	-	0.5-2	2.0-11	-	1.0-6	-	-	-	0.5-2	1.5-3	1.0-2
Taiwan Johnson	4-2	5.0	-	-	-	-	-	1.5-4	1.0-5	1.0-3	-	-	-	0.5-1	1.0-3
Henre' Toliver	4-0	4.0	2.0-7	1.0-3	-	-	1.0-4	-	-	-	-	-	-	-	-
Dre Greenlaw	2-3	3.5	-	-	-	1.0-3	1.0-2	-	0.5-1	-	-	1.0-14	-	-	-
Karl Roesler	2-2	3.0	1.0-7	-	0.5-1	1.0-9	-	-	-	-	-	-	-	0.5-1	-
Mitchell Loewen	1-1	1.5	-	-	-	0.5-2	-	1.0-7	-	-	-	-	DNP	DNP	DNP
Bijhon Jackson	1-1	1.5	0.5-1	-	-	DNP	-	-	1.0-4	-	-	-	-	-	-
Josh Liddell	1-1	1.5	0.5-1	-	-	-	-	-	-	-	-	-	-	1.0-1	-
Josh Williams	1-1	1.5	1.0-1	-	0.5-0	-	-	DNP	DNP	DNP	DNP	DNP	DNP	DNP	DNP
DJ Dean	1-1	1.5	-	-	-	-	-	1.0-2	-	DNP	-	0.5-2	-	-	-
Rohan Gaines	0-3	1.5	0.5-0	-	-	-	-	-	-	-	-	0.5-2	-	0.5-1	-
Josh Harris	1-0	1.0	-	DNP	-	-	-	-	-	1.0-2	-	-	-	-	-
Damon Mitchell	1-0	1.0	1.0-14	-	-	-	-	-	-	-	-	-	-	-	-
J. Winston	1-0	1.0	-	-	-	-	1.0-1	-	-	-	-	-	-	-	-
Jared Collins	0-1	0.5	-	-	-	-	-	-	-	-	-	0.5-2	-	-	-

2015 Arkansas Razorbacks Football
Arkansas Passing Game-by-Game (as of Sep 01, 2016)
All games

#10 Brandon Allen	Comp	Att	Int	Pct	Yards	TD	Long	Sacked	Effic
UTEP	14	18	0	77.8	308	4	58	0-0	294.84
Toledo	32	53	1	60.4	412	0	28	0-0	121.90
Texas Tech	16	21	1	76.2	196	2	34	0-0	176.50
Texas A&M	20	25	1	80.0	225	1	38	2-13	160.80
Tennessee	11	24	0	45.8	219	1	52	0-0	136.23
Alabama	15	32	1	46.9	176	2	54	3-16	107.45
Auburn	19	31	1	61.3	233	3	25	1-9	149.91
UT Martin	14	19	0	73.7	265	2	71	1-7	225.58
Ole Miss	33	45	0	73.3	442	6	31	2-19	199.84
LSU	9	16	1	56.2	141	1	52	2-10	138.40
Mississippi State	30	43	0	69.8	406	7	52	0-0	202.80
Missouri	11	17	1	64.7	102	0	18	1-9	103.34
Kansas State	20	26	1	76.9	315	1	43	2-9	183.69
TOTALS	244	370	8	65.9	3440	30	71	14-92	166.48

#8 Austin Allen	Comp	Att	Int	Pct	Yards	TD	Long	Sacked	Effic
UTEP	0	2	0	0.0	0	0	0	0-0	0.00
UT Martin	1	1	0	100.0	35	1	35	0-0	724.00
TOTALS	1	3	0	33.3	35	1	35	0-0	241.33

#7 Damon Mitchell	Comp	Att	Int	Pct	Yards	TD	Long	Sacked	Effic
Auburn	1	1	0	100.0	11	0	11	0-0	192.40
TOTALS	1	1	0	100.0	11	0	11	0-0	192.40

2015 Arkansas Razorbacks Football
Arkansas Rushing/Receiving Game-by-Game (as of Sep 01, 2016)
All games

RUSHING	No-Yds/TD	UTEP	TOLEDO	TTU	TAMU	UT	UA	AU	UTM	OM	LSU	MS	MIZ	KS
Alex Collins	271-1577/20	12-127/1	20-54/1	28-170/1	26-151/1	27-154/2	12-26/0	25-105/1	16-173/5	17-108/0	16-141/2	19-53/0	30-130/3	23-185/3
Kody Walker	90-394/6	5-11/1	5-17/0	DNP	DNP	DNP	DNP	8-32/2	8-57/0	15-49/1	17-88/0	7-7/0	14-77/1	11-56/1
R. Williams	56-254/1	16-45/0	1-4/0	8-31/0	8-46/1	14-100/0	5-10/0	4-18/0	DNP	DNP	DNP	DNP	DNP	DNP
Jared Cornelius	7-112/2	-	-	-	DNP	DNP	DNP	DNP	-	-	2-71/1	1-9/0	2-5/0	2-27/1
Brandon Allen	56-107/1	1--1/0	3-23/0	6-22/0	8-35/0	6-23/0	7-6/0	6-11/0	2--4/1	6-6/0	3--8/0	1-5/0	5--2/0	2--9/0
Denzell Evans	6-48/0	-	DNP	DNP	DNP	-	DNP	DNP	6-48/0	DNP	-	-	-	DNP
Damon Mitchell	4-29/0	-	1-5/0	1-5/0	-	-	-	2-19/0	-	-	-	-	-	-
Dominique Reed	4-24/1	-	DNP	-	-	-	-	3-25/1	-	-	-	1--1/0	-	-
Drew Morgan	4-20/0	-	-	-	-	1-8/0	-	1-3/0	-	1-0/0	1-9/0	-	-	-
Juan Day	4-17/0	DNP	DNP	DNP	DNP	DNP	DNP	DNP	4-17/0	DNP	DNP	DNP	DNP	DNP
Jeremy Sprinkle	1-4/0	-	-	-	-	-	-	-	-	-	-	-	-	1-4/0
Adam McFain	1-3/0	-	DNP	DNP	DNP	1-3/0	-	DNP	DNP	DNP	DNP	DNP	DNP	DNP
Toby Baker	1-2/0	-	-	-	-	-	1-2/0	-	-	-	-	-	-	-
Keon Hatcher	1-0/0	-	1-0/0	DNP	DNP	DNP	DNP	DNP	DNP	DNP	DNP	DNP	DNP	DNP
Team	6--26/0	DNP	-	DNP	DNP	1--13/0	DNP	-	DNP	-	1--2/0	DNP	1--2/0	3--9/0

RECEIVING	No-Yds/TD	UTEP	TOLEDO	TTU	TAMU	UT	UA	AU	UTM	OM	LSU	MS	MIZ	KS
Drew Morgan	63-843/10	1-26/1	5-77/0	4-45/1	8-155/1	5-110/0	4-15/1	6-56/2	2-14/0	9-122/3	1-19/0	7-84/1	3-28/0	8-92/0
Hunter Henry	51-739/3	2-42/0	8-117/0	4-32/1	3-15/0	3-62/0	1-18/0	5-68/0	2-55/0	6-60/0	3-21/0	7-129/2	2-28/0	5-92/0
Dominique Reed	28-535/6	-	DNP	-	2-9/0	1-33/1	3-77/1	4-47/0	1-71/1	7-105/2	3-83/1	2-58/0	4-37/0	1-15/0
Jared Cornelius	24-393/3	2-75/1	4-41/0	1-34/0	DNP	DNP	DNP	DNP	4-33/0	4-76/1	2-18/0	5-81/1	-	2-35/0
Jeremy Sprinkle	27-389/6	2-60/0	1-5/0	1-11/0	2-15/0	-	4-41/0	1-23/1	2-67/1	4-39/0	-	6-47/3	-	4-81/1
Keon Hatcher	13-198/2	6-106/2	7-92/0	DNP	DNP	DNP	DNP	DNP	DNP	DNP	DNP	DNP	DNP	DNP
Alex Collins	13-95/0	-	2-9/0	1-9/0	-	-	1-4/0	3-39/0	1--6/0	1-35/0	-	3-7/0	1--2/0	-
Damon Mitchell	6-84/1	-	-	-	1-6/0	-	-	-	3-66/1	1-1/0	-	-	1-11/0	-
Cody Hollister	4-65/0	-	4-65/0	DNP	DNP	DNP	DNP	DNP	DNP	DNP	-	DNP	-	-
Jojo Robinson	6-53/0	DNP	-	1-13/0	4-25/0	-	1-15/0	DNP	DNP	DNP	DNP	DNP	DNP	DNP
K. Edwards	4-51/0	DNP	DNP	2-32/0	-	1-13/0	1-6/0	-	DNP	DNP	DNP	DNP	DNP	DNP
R. Williams	5-26/0	1--1/0	1-6/0	2-20/0	-	1-1/0	-	-	DNP	DNP	DNP	DNP	DNP	DNP
Brandon Allen	1-11/0	-	-	-	-	-	-	1-11/0	-	-	-	-	-	-
Kody Walker	1-4/0	-	-	DNP	DNP	DNP	DNP	-	-	1-4/0	-	-	-	-

2015 Arkansas Razorbacks Football
Arkansas Return Stats Game-by-Game (as of Sep 01, 2016)
All games

PUNT RETURNS	No-Yds	UTEP	TOLEDO	TTU	TAMU	UT	UA	AU	UTM	OM	LSU	MS	MIZ	KS
DJ Dean	7-93	-	-	-	1-45	1-12	2-11	1-4	DNP	1-7	1-14	-	-	-
Jared Cornelius	7-93	2-12	1-43	-	DNP	DNP	DNP	DNP	1-33	-	-	-	1-5	2-0

KICK RETURNS	No-Yds	UTEP	TOLEDO	TTU	TAMU	UT	UA	AU	UTM	OM	LSU	MS	MIZ	KS
Eric Hawkins	10-223	2-55	5-104	DNP	-	DNP	-	-	1-22	DNP	DNP	-	2-42	DNP
Dominique Reed	10-222	-	DNP	-	-	-	-	-	-	-	3-79	5-104	-	2-39
Jojo Robinson	8-154	DNP	-	2-41	2-43	2-39	2-31	DNP	DNP	DNP	DNP	DNP	DNP	DNP
Alex Collins	2-74	-	-	-	-	-	-	-	-	-	-	-	-	2-74
Jared Cornelius	3-50	-	-	-	DNP	DNP	DNP	DNP	-	2-35	-	1-15	-	-
Damon Mitchell	1-23	-	-	-	-	-	-	-	1-23	-	-	-	-	-
R. Williams	1-17	-	-	1-17	-	-	-	-	DNP	DNP	DNP	DNP	DNP	DNP
Ryder Lucas	1-8	DNP	DNP	DNP	DNP	DNP	DNP	DNP	-	-	-	-	-	1-8
Dwayne Eugene	1-7	-	-	-	-	-	-	1-7	-	DNP	DNP	DNP	DNP	-
Alex Voelzke	1-4	DNP	-	-	-	-	-	-	-	-	-	-	-	1-4

INT. RETURNS	No-Yds	UTEP	TOLEDO	TTU	TAMU	UT	UA	AU	UTM	OM	LSU	MS	MIZ	KS
Josh Liddell	2-0	-	-	-	-	-	1-0	-	-	-	-	-	1-0	-
DJ Dean	2-0	-	-	1-0	-	-	-	-	DNP	-	1-0	-	-	-
Brooks Ellis	1-28	-	-	-	-	-	-	-	1-28	-	-	-	-	-
Santos Ramirez	1-18	-	-	-	-	-	1-18	-	DNP	-	-	-	-	-
K. Richardson	1-0	-	-	-	-	-	-	-	-	-	-	1-0	-	-
Jared Collins	1-0	-	-	1-0	-	-	-	-	-	-	-	-	-	-
Henre' Toliver	1-12	1-12	-	-	-	-	-	-	-	-	-	-	-	-
Ryan Pulley	1-8	-	DNP	-	-	DNP	-	-	-	-	DNP	-	-	1-8
Rohan Gaines	1-14	-	-	-	-	-	-	-	1-14	-	-	-	-	-

FUMBLE RETURNS	No-Yds	UTEP	TOLEDO	TTU	TAMU	UT	UA	AU	UTM	OM	LSU	MS	MIZ	KS
Taiwan Johnson	1-15	-	-	-	-	-	-	-	-	-	-	1-15	-	-
Brooks Ellis	1-4	-	-	-	-	-	-	-	-	-	1-4	-	-	-

2015 Arkansas Razorbacks Football
Arkansas Fumbles Game-by-Game (as of Sep 01, 2016)
All games

FUMBLES	No-Lost	UTEP	TOLEDO	TTU	TAMU	UT	UA	AU	UTM	OM	LSU	MS	MIZ	KS
Alex Collins	5-2	-	-	1-1	-	-	-	2-0	-	1-0	1-1	-	-	-
Brandon Allen	4-1	-	-	-	1-1	-	1-0	-	-	1-0	-	-	1-0	-
Kody Walker	1-0	-	-	DNP	DNP	DNP	DNP	-	-	-	-	1-0	-	-
Drew Morgan	1-0	-	-	-	-	-	-	-	-	-	-	-	1-0	-
Hunter Henry	1-0	-	-	-	-	-	-	-	-	1-0	-	-	-	-
Jeremy Sprinkle	1-0	-	-	-	-	-	-	-	-	-	-	1-0	-	-
Team	1-0	DNP	1-0	DNP	DNP	-	DNP	-	DNP	-	-	DNP	-	-
Ryder Lucas	1-0	DNP	DNP	DNP	DNP	DNP	DNP	DNP	-	-	-	-	-	1-0

FUMBLES FORCED	Number	UTEP	TOLEDO	TTU	TAMU	UT	UA	AU	UTM	OM	LSU	MS	MIZ	KS
Deatrich Wise	3	-	-	-	-	1	-	-	-	-	-	1	1	-
Dre Greenlaw	2	-	-	-	-	-	-	-	1	-	1	-	-	-
Jared Collins	1	-	-	-	-	1	-	-	-	-	-	-	-	-
Josh Harris	1	-	DNP	-	-	-	-	-	-	-	-	1	-	-
Josh Liddell	1	-	-	-	-	-	-	1	-	-	-	-	-	-

FUMBLES RECOVERED	Number	UTEP	TOLEDO	TTU	TAMU	UT	UA	AU	UTM	OM	LSU	MS	MIZ	KS
Jeremy Sprinkle	1	-	-	-	-	-	-	-	-	-	-	1	-	-
Hjalte Froholdt	1	-	-	-	-	-	-	-	1	DNP	-	DNP	DNP	-
Davyon McKinney	1	1	-	-	-	-	-	-	-	-	-	-	-	-
Brooks Ellis	1	-	-	-	-	-	-	-	-	-	1	-	-	-
Tevin Beanum	1	-	-	-	-	1	-	-	-	-	-	-	-	-
Josh Williams	1	1	-	-	-	-	DNP	DNP	DNP	DNP	DNP	DNP	DNP	DNP
Taiwan Johnson	1	-	-	-	-	-	-	-	-	-	-	1	-	-