



ARKANSAS RAZORBACKS

1 National Championship (1964) • 4 SEC West Division Titles • 55 All-Americans • 43 All-SEC First Team Selections

▶ GAME INFORMATION

Date..... Saturday, Nov. 12
Time..... 6 p.m. CT
Location..... Fayetteville, Arkansas
Stadium..... Donald W. Reynolds Razorback Stadium (72,000)
TV..... ESPN
Play-By-Play..... Dave Pasch
Analyst..... Greg McElroy
Sideline Reporter..... Tom Luginbill
Radio..... Razorback/IMG Sports Network
Play-By-Play..... Chuck Barrett
Analyst..... Keith Jackson
Sideline Analyst..... Quinn Grovey
Sirius/XM..... 108/191
Stats..... ArkansasRazorbacks.com (StatBroadcast)
Social..... @RazorbackFB

▶ RECORD BREAKDOWN

Overall..... 6-3
SEC..... 2-3
Home..... 5-1
Away..... 1-1
Neutral..... 0-1

▶ TABLE OF CONTENTS

Quick Facts/Player Quick Notes..... 2
Team/Individual Notes..... 3-11
Top 25 Polls/National Ranking Watch..... 3
QB Austin Allen..... 6
The Series vs. LSU..... 13
Head Coach Bret Bielema..... 14-15
Depth Chart..... 16
Roster..... 17-18
Pronunciations..... 18
Honors & Awards..... 19
Player Bios..... 20-31
The Last Time..... 32-34
Game-By-Game Stats..... 35
Scoring Drives..... 36
Supplemental Stats..... 37
Long Plays..... 38
2016 Recaps..... 39-47
Media Schedule..... 48

▶ THE MATCHUP



VS



NO. 25 ARKANSAS RAZORBACKS (6-3, 2-3 SEC)

Head Coach: Bret Bielema (Iowa '92)
Record at Arkansas: 24-23 (4th Season)
Overall Record: 92-47 (11th Season)
CFP/AP/Coaches Ranking: 25/RV/RV

NO. 24 LSU TIGERS (5-3, 3-2 SEC)

Head Coach: Ed Orgeron (Northwestern State '84)
Record at LSU: 3-1
Overall Record: 19-28
CFP/AP/Coaches Ranking: 24/19/19

▶ #RAZORFACTS

• Arkansas' annual Battle for the Golden Boot with LSU on Saturday, Nov. 12, at Donald W. Reynolds Razorback Stadium will kick off at 6 p.m. CT on ESPN.

• After a convincing 31-10 win over No. 10 Florida last Saturday, Arkansas is bowl eligible for the third straight season.

• Saturday marks just the fourth time the rivalry has been played in Fayetteville (first time two ranked teams will play for the "Golden Boot" in Fayetteville). Arkansas won the 1992 matchup 30-6 and the 2014 contest 17-0 for **HEAD COACH BRET BIELEMA'S** first SEC win.

• Behind 299 yards on the ground, Arkansas won in Baton Rouge last season, 31-14, to hold on to the "Golden Boot" for the second straight year. It marked just the second time since the Golden Boot was introduced into the rivalry (1996) that the Razorbacks had won back-to-back games against LSU.

• Arkansas is looking for its third straight win over the Tigers, which hasn't happened since 1927-29.

▶ FIVE KEY STORYLINES

• Arkansas' win over Florida marked its third victory this season over a team ranked nationally in the top 15 of the Associated Press poll, which is tied for the most in the nation with No. 1 Alabama.

• With the win last Saturday, Arkansas has won 12 of its last 16 games dating back to last season and opened the month of November with a win over a ranked team for the second consecutive season. The Razorbacks' 12 wins are the second-most in the SEC during that span. Arkansas is also 6-3 in the month of November over the past three seasons. **HEAD COACH BRET BIELEMA** is 25-12 in his head coaching career in the month of November.

• Arkansas will face its seventh ranked opponent this season, including its fifth straight. LSU will be the Razorbacks' 10th ranked SEC opponent since the start of the 2015 season. Saturday's contest will also mark the 25th time **HEAD COACH BRET BIELEMA** has faced a ranked opponent in 48 career games at Arkansas.

• **QB AUSTIN ALLEN** and **RB RAWLEIGH WILLIAMS III** have been one of the nation's top QB-RB tandems this season. Allen is averaging 254.6 yards per game through the air, while Williams is averaging 106.1 on the ground. Allen and Williams are one of just five QB-RB duos in the Power 5 conferences averaging at least 250 yards passing and 100 yards rushing per game this season.

• Arkansas leads the FBS in time of possession per game (35:45.56). The Razorbacks have led the SEC in time of possession each of the last two seasons. **HEAD COACH BRET BIELEMA** is 70-27 all-time when his team wins the time of possession battle. The Razorbacks are averaging a 15-minute, 6-second advantage in possession time against its opponents this season. In addition, Arkansas is 5-0 under Coach Bielema when possessing the ball for 40 or more minutes.



RB RAWLEIGH WILLIAMS III totaled 170 all-purpose yards and rushed for two TDs in Arkansas' 31-10 win over No. 10 Florida.



▶ 2016 SCHEDULE AND RESULTS



LOUISIANA TECH SEPT. 3 SEC Network W, 21-20	AT NO. 15 TCU SEPT. 10 ESPN W, 41-38 (2OT)	TEXAS STATE SEPT. 17 SEC Network Alt. W, 42-3	NO. 10 TEXAS A&M SEPT. 24 Arlington, Texas ESPN L, 45-24	ALCORN STATE OCT. 1 Little Rock, Ark. SEC Network Alt. W, 52-10	NO. 1 ALABAMA OCT. 8 ESPN L, 49-30	NO. 12 OLE MISS OCT. 15 ESPN W, 34-30	AT NO. 21 AUBURN OCT. 22 ESPN L, 56-3	NO. 11 FLORIDA NOV. 5 CBS W, 31-10	NO. 24 LSU NOV. 12 ESPN 6 P.M. CT	AT MISS. STATE NOV. 19	AT MISSOURI NOV. 25 1:30 P.M. CT CBS
---	--	---	---	--	--	---	---	--	---	----------------------------------	--



► QUICK FACTS

HEAD COACH BRET BIELEMA

Alma Mater.....	Iowa, 1992
Record at Arkansas.....	24-23 (4th Season)
Career Record.....	92-47 (11th Season)
Bowl Appearances.....	9

ASSISTANT COACHES

Sideline:

Dan Enos.....	Offensive Coordinator/QBs
Robb Smith.....	Defensive Coordinator
Kurt Anderson.....	Offensive Line
Vernon Hargreaves.....	Linebackers
Reggie Mitchell.....	Running Backs
Rory Segrest.....	Defensive Line/Specialists
Michael Smith.....	Wide Receivers

Booth:

Barry Lunney Jr.....	Tight Ends
Paul Rhoads.....	Defensive Backs

TEAM INFORMATION

2015 Overall Record.....	8-5
SEC Record (Finish).....	5-3 (T-3rd West)
Bowl Game.....	W, 45-23 vs. Kansas State (Liberty Bowl)
Home Record.....	4-3
Road Record.....	3-1
Neutral.....	1-1
Base Offense.....	Multiple
Base Defense.....	4-3
Lettermen Returning.....	53 (22 O, 28 D, 3 S)
Lettermen Lost.....	22 (16 O, 6 D)
Starters Returning.....	16 (5 O, 9 D, 2 S)
Starters Lost.....	8 (6 O, 2 D)

TEAM HISTORY

First Season.....	1894
All-Time Record/Seasons.....	708-483-40 (.591)/122
All-Time Conf. Record/Seasons.....	338-301-18 (.528)/102
National Championships.....	1, 1964
Conference Championships.....	13 (last: 1989)
SEC West Championships.....	4 (last: 2006)
Bowl Appearances/Record.....	41/15-23-3 (.402)
Conference Affiliations.....	SEC (1992-Pres.)
.....	SWC (1915-1991)
All-America Selections.....	55 players, 64 times
All-SEC (First Team Only).....	43 players, 50 times
All-SWC (First Team Only).....	172 players, 236 times

STADIUM INFORMATION

Name.....	Donald W. Reynolds Razorback Stadium
Location.....	Fayetteville, Ark.
Field Name.....	Frank Broyles Field
Capacity.....	72,000
First Game.....	Sept. 24, 1938
Record at Stadium.....	185-91-2 (.669)

Name.....	War Memorial Stadium
Location.....	Little Rock, Ark.
Capacity.....	54,120
First Game.....	Sept. 18, 1948
Record at Stadium.....	150-60-4 (.710)

Name.....	AT&T Stadium
Location.....	Arlington, Texas
Capacity.....	71,815
First Game.....	Oct. 3, 2009
Record at Stadium.....	4-3 (.571)

UNIVERSITY INFORMATION

Location.....	Fayetteville, Ark.
Enrollment.....	26,754
Founded.....	1871
Colors.....	Cardinal and White
Chancellor.....	Dr. Joseph E. Steinmetz
Athletics Director.....	Jeff Long

► PLAYER QUICK NOTES

QUARTERBACKS

- **AUSTIN ALLEN** is tied for the SEC lead in TD passes (19), thanks to seven multi-passing touchdown games.
- Leads the SEC and is T-9th in the FBS in red-zone TD passes (15).
- Thrown for 200+ yards seven times, including 371 vs. then-No. 10 Texas A&M and a career-high 400 vs. No. 1 Alabama.

RUNNING BACKS

- **RAWLEIGH WILLIAMS III** is coming off a 148-yard rushing performance against No. 10 Florida, including two TDs.
- Arkansas is 5-0 this season and 6-0 all-time when Williams rushes for 100 yards.
- Ranks 2nd in the SEC in rushing yards (955) and total first downs (49).

- **DEVWAH WHALEY** rushed for 135 yards and a TD in Arkansas' win over Alcorn State.

- Had 135 yards of total offense against No. 10 Florida, highlighted by 73 on Arkansas 91-yard first quarter TD drive.
- Owns a 5.4 yards-per-carry average and 383 yards rushing, highlighted by a 75-yard TD run against Alcorn State.

WIDE RECEIVERS

- **DREW MORGAN** leads the SEC with 30 first down receptions and is 4th in total receptions (48).
- 5th Arkansas player since 1997 to record 40+ catches through the first eight games of a season.
- Has a reception in 23 straight games dating back to 2014.

- **KEON HATCHER** extended his streak of consecutive games with a reception to 27, dating back to 2013.
- Had a streak of four straight games with a receiving TD and is tied for eighth in the SEC (5).
- Had two first-down receptions, including one on 4th down, during Arkansas' game-winning 4th quarter drive vs. Ole Miss.

- **JARED CORNELIUS** 14 of last 15 receptions have either resulted in a first down or a TD.
- Prior to Ole Miss, he became just the third player in program history with 100 yards receiving in three straight games.
- Ranks 2nd in the SEC in yards per catch (19.4) for players with 20+ catches.

- **DOMINIQUE REED** scored his first TD of the season against No. 12 Ole Miss on a 51-yard pass play.
- Scored a TD in six straight games in 2015, including all four SEC road games.
- Three of his eight receptions this season have gone for 20+ yards.

TIGHT ENDS

- **JEREMY SPRINKLE** has eight TD catches in his last 12 games dating back to 2015.
- Ranks 2nd in the SEC and T-10th nationally among tight ends with four TD grabs this season.
- Surpassed D.J. Williams for the program record for career receiving TDs by a tight end (11).

OFFENSIVE LINE

- **DAN SKIPPER** made his 43rd consecutive start on the offensive line vs. No. 10 Florida
- Blocked his seventh career kick, second of the season, against Alcorn State.
- Helped pave the way for 223 yards on the ground against the Gators' top-10 run defense.

- **FRANK RAGNOW** made his 22nd consecutive start on the offensive line against No. 10 Florida.
- Moved back to center against No. 10 Texas A&M after starting at right guard in the Texas State game.
- Gave Austin Allen a key push at the goal line on his 5-yard game-winning TD run in the second overtime at No. 15 TCU.

DEFENSIVE LINE

- **DEATRICH WISE JR.** has 10.5 sacks in his last 14 games.
- Moved into sole possession of 10th on Arkansas' career list in sacks (16.5) and ranks 6th among SEC active career leaders.
- Tied with Jeremiah Ledbetter for the team lead in tackles for loss this season (5.0).

- **JEREMIAH LEDBETTER** has logged at least a half-sack in seven of his last 13 games, including five this season.
- Tied with Deatrich Wise for the team lead in tackles for loss (5.0) and ranks 5th on the team in tackles (35).
- His 4.0 sacks this season lead the team and are tied for 14th in the SEC.

- **TAIWAN JOHNSON** has started 35 straight games.
- Has made at least 0.5 tackles for loss in seven of his last 11 games, totaling 5.0 during that stretch.
- Has 16.5 career tackles for loss, good for 3rd among active Arkansas players.

LINEBACKERS

- **BROOKS ELLIS** leads the team and is T-11th in the SEC in tackles (62).
- Has led the team in tackles a team-best five times this season.
- Has made double-digit tackles seven times in his career.

DEFENSIVE BACKS

- **RYAN PULLEY** has started eight straight games.
- Tied for the SEC lead and is T-11th in the FBS in pass breakups (10).
- Returned his 2nd career interception 25-yards for a TD against Texas State.

- **HENRE' TOLIVER** pulled in his 5th career interception against No. 12 Ole Miss in the 3rd quarter.
- Arkansas' active career leader in interceptions.
- Eclipsed the 100-career tackle mark with four against No. 12 Ole Miss.

SPECIALISTS

- **TOBY BAKER** ranks 16th nationally and third in the SEC with a 44.8 average.
- Has 17 punts of 50+ yards and has placed 13 inside the 20-yard line.
- Matched career-highs in punts (10) and yards (415) at No. 21 Auburn.

- **ADAM MCFAIN** booted through a career-high 54-yard FG at No. 21 Auburn followed by a 36-yarder vs. No. 10 Florida.
- 1st 50-yard FG by an Arkansas kicker since Zach Hocker (54 yards) in 2013 and tied for the 8th-longest in school history.
- Also tied for the 4th-longest this season in the FBS and 2nd-longest in the SEC.



► TOP 25 POLLS

► COLLEGE FOOTBALL PLAYOFF

As of Nov. 8, 2016

Rank	Team	Record
1	Alabama	9-0
2	Clemson	9-0
3	Michigan	9-0
4	Washington	9-0
5	Ohio State	8-1
6	Louisville	8-1
7	Wisconsin	7-2
8	Texas A&M	7-2
9	Auburn	7-2
10	Penn State	7-2
11	Oklahoma	7-2
12	Colorado	7-2
13	Oklahoma State	7-2
14	Virginia Tech	7-2
15	Utah	7-2
16	West Virginia	7-1
17	North Carolina	7-2
18	Florida State	6-3
19	Nebraska	7-2
20	USC	6-3
21	Western Michigan	9-0
22	Boise State	8-1
23	Washington State	7-2
24	LSU	5-3
25	Arkansas	6-3

Note: Bold denotes teams on Arkansas' 2016 schedule

► ASSOCIATED PRESS POLL

As of Nov. 6, 2016

Rank	Team	Record	Points
1	Alabama (60)	9-0	1524
2	Michigan (1)	9-0	1432
3	Clemson	9-0	1408
4	Washington	9-0	1364
5	Louisville	8-1	1255
6	Ohio State	8-1	1245
7	Wisconsin	7-2	1159
8	Auburn	7-2	1081
9	Oklahoma	7-2	996
10	Texas A&M	7-2	820
11	West Virginia	7-1	805
12	Penn State	7-2	752
13	Utah	7-2	686
14	Western Michigan	9-0	583
15	North Carolina	7-2	559
16	Colorado	7-2	550
17	Oklahoma State	7-2	516
18	Virginia Tech	7-2	479
19	LSU	5-3	454
20	Florida State	6-3	450
21	Nebraska	7-2	434
22	Florida	6-2	390
23	Washington State	7-2	305
24	Boise State	8-1	226
25	Baylor	6-2	90

Others receiving votes: USC 76, **Arkansas 74**, San Diego State 38, Troy 28, Houston 25, Tennessee 9, Tulsa 3, South Florida 3, Minnesota 2, Navy 2, Wyoming 2

Note: Bold denotes Arkansas and teams on its 2016 schedule.

► AMWAY COACHES POLL

As of Nov. 6, 2016

Rank	Team	Record	Points
1	Alabama (62)	9-0	1598
2	Clemson (2)	9-0	1497
3	Michigan	9-0	1493
4	Washington	9-0	1422
5	Ohio State	8-1	1316
6	Louisville	8-1	1307
7	Wisconsin	7-2	1191
8	Auburn	7-2	1075
9	Oklahoma	7-2	1068
10	West Virginia	7-1	877
11	Texas A&M	7-2	801
12	Utah	7-2	788
13	North Carolina	7-2	695
14	Penn State	7-2	667
15	Colorado	7-2	627
16	Florida	6-2	486
17	Oklahoma State	7-2	483
18	Florida State	6-3	482
19	LSU	5-3	479
20	Nebraska	7-2	476
21	Western Michigan	9-0	467
22	Virginia Tech	7-2	466
23	Washington State	7-2	331
24	Boise State	8-1	211
25	Baylor	6-2	161

Others receiving votes: USC 79, San Diego State 58, **Arkansas 53**, Houston 49, South Florida 28, Wyoming 20, Navy 12, Tennessee 12, Tulsa 9, Troy 6, Appalachian State 5, Minnesota 2, Stanford 2, **Louisiana Tech 1**

Note: Bold denotes teams on Arkansas' 2016 schedule

► NATIONAL RANKINGS WATCH

Date	Associated Press	Amway USA Today Coaches	FWAA-NFF Super 16	CFP
Preseason	RV	RV	--	--
Sept. 7	RV	RV	--	--
Sept. 11	24	24	RV	--
Sept. 18	17	18	16	--
Sept. 25	20	22	RV	--
Oct. 2	16	17	16	--
Oct. 10	22	22	RV	--
Oct. 16	17	17	RV	--
Oct. 23	RV	RV	--	--
Oct. 30	RV	RV	--	--
Nov. 6	RV	RV	RV	25

► GAME-BY-GAME NOTABLES

Opponent	Time	TV	Location	Game Length	Captains	Coin Toss	Defer/Receive	Jerseys/Pants	Attendance
Louisiana Tech	3:01 p.m.	SEC Network	Fayetteville	3:09	Ellis, Skipper, Walker, Wise	Arkansas	Receive	Red/White	69,132
at No. 15 TCU	6:05 p.m.	ESPN	Fort Worth, Texas	3:55	Ellis, Skipper, Walker, Wise	Arkansas	Receive	White/White	48,091
Texas State	6:39 p.m.	SEC Network Alt.	Fayetteville	2:55	Ellis, Skipper, Walker, Wise	Texas State	Defer	Red/White	72,114
vs. No. 10 Texas A&M	8:15 p.m.	ESPN	Dallas	3:39	Ellis, Skipper, Walker, Wise	Arkansas	Receive	White/White	67,751
Alcorn State	11:01 a.m.	SEC Network Alt.	Little Rock	3:08	Ellis, Skipper, Walker, Wise	Arkansas	Receive	Red/White	46,988
No. 1 Alabama	6:06 p.m.	ESPN	Fayetteville	3:38	Ellis, Skipper, Walker, Wise	Arkansas	Defer	Red/White	75,459
No. 12 Ole Miss	6:10 p.m.	ESPN	Fayetteville	3:42	Ellis, Skipper, Walker, Wise	Ole Miss	Defer	Red/White	73,786
at No. 21 Auburn	5:01 p.m.	ESPN	Auburn, Ala.	3:19	Ellis, Hatcher, Skipper, Wise	Arkansas	Receive	White/White	87,451
No. 11 Florida	2:37 p.m.	CBS	Fayetteville	3:27	Ellis, Skipper, Sprinkle, Wise	Arkansas	Receive	Anthracite/Anthracite	74,432



► A RAZORBACK WIN WOULD

- Give Arkansas at least seven wins for the third straight season.
- Give Arkansas its 13th win in its last 17 games dating back to 2015.
- Improve Coach Bielema's record to 25-23 at Arkansas and 93-47 all-time as a head coach.
- Give Arkansas its sixth win over a ranked team in the last nine opportunities, including four of seven this season.
- Improve Arkansas' win streak over LSU to three straight.
- Give Arkansas a 6-4 advantage in the last 10 games versus LSU. LSU has been ranked in eight of those matchups, including each of the last seven years.

► WHAT TO WATCH FOR

THE RAZORBACKS

- Have scored 40 or more points in eight of their last 16 games.
- Have produced 400 or more yards of total offense in seven of nine games this season.
- Have produced logged both 200 yards passing and rushing in the same game four times this season.
- Defense has returned four of its nine interceptions this season for touchdowns.

QB AUSTIN ALLEN

- Has thrown for multiple touchdown passes in seven of nine games this season.
- Looks to become one of four Arkansas QBs to record multiple 400-yard passing games in his career.
- Looks to become one of three QBs in school history to have multiple 400-yard games in the same season.
- Against five ranked SEC opponents so far this season, he has thrown 104-of-178 (.584) for 1,433 yards and nine touchdowns.
- Is 17 passing attempts from tying Barry Lunney Jr. (1995) for 11th all-time in school history with 292 attempts in a season.
- Is three completions from tying Clint Stoerner (1997) for 10th all-time in school history with 173 completions in a season.
- Is two yards shy of tying Clint Stoerner (1999) for 9th all-time in school history with 2,293 passing yards in a season.
- Is one touchdown pass shy of tying his older brother Brandon Allen (2014) for 7th all-time with 20 passing TDs in a season.
- Is one touchdown pass shy of tying Tom Jones (1979-82) for 12th all-time in school history for career TD passes.

LB BROOKS ELLIS

- Is one double-digit tackle game away from recording eight in his career (Last: Martrell Spaight, 2013-14).
- Is 31 tackles shy of 300 for his career, which would rank 16th all-time in school history.
- Looks to extend his streak of four-plus tackles to 10 straight games and make it 18 of the last 19.

WR KEON HATCHER

- Is five yards shy of tying Hunter Henry for 16th all-time in school history in receiving yards.
- Is one reception shy of tying Hunter Henry for 15th all-time in school history with 116 career receptions.
- Is one TD reception away from tying Joe Adams and Richard Smith for 5th all-time in school history.
- Has a TD reception in four of the last seven games played.
- Has a reception for a first down in 26 of the last 27 games dating back to 2014.

WR DREW MORGAN

- Needs one 100-yard receiving game to bring his career total to four and tie for 10th most in a career in school history.
- Is 12 receptions shy of tying Greg Childs for 11th in school history for career receptions with 133.
- Has a reception in 23 straight games dating back to 2014.
- Has a reception of 15+ yards in 13 of the last 14 games dating back to last season.
- Is one TD reception shy of tying Greg Childs for 12th all-time in school history with 15.
- Eclipsed the 1,500 career yard mark last week and is 25 yards shy of tying teammate Keon Hatcher for 17th in school history with 1,564 career receiving yards.

WR JARED CORNELIUS

- Needs one 100-yard receiving game to bring his season total to four and tie for third all-time in school history.
- Needs one 100-yard receiving game to bring his career total to four and tie for 10th most in a career in school history.

TE JEREMY SPRINKLE

- Is two TD receptions shy of tying Jim Benton 14th all-time with 13.

RB RAWLEIGH WILLIAMS III

- Arkansas is 6-0 when Williams breaks the 100-yard rushing barrier, including 5-0 this season.
- Has produced 75+ yards rushing in seven of Arkansas' nine games this season.
- Has scored a touchdown in six of nine games this season.

► SENIOR DAY

- The Razorbacks will hold Senior Day on Saturday, honoring 23 student-athletes participating in their final football game at Donald W. Reynolds Razorback Stadium. The players being recognized are P Toby Baker, DB Jared Collins, DB DJ Dean, DB Matt Dodson, LB Brooks Ellis, LS Matt Emrich, WR Keon Hatcher, WR Cody Hollister, DL Taiwan Johnson, FB Chris Jones, LB Jeremiah Ledbetter, DL Brandon Lewis, K Adam McFain, RB Damon Mitchell, WR Drew Morgan, WR Dominique Reed, LB Matt Reynolds, OL Dan Skipper, TE Jeremy Sprinkle, RB Kody Walker, LB Josh Williams, DL JaMichael Winston, DL Deatrich Wise Jr.

► 2016 RAZORBACK TRENDS

Overall	6-3
vs. SEC	2-3
Non-Conference.....	4-0
Home	5-1
Away	1-1
Neutral	0-1
Day Games	3-1
Night Games (6 p.m. start or later)	3-2
vs. Top 25 teams.....	3-3
TV games.....	6-3
on SEC Network.....	1-0
on SEC Network-Alternate.....	2-0
on ESPN.....	2-3
on ESPN2	0-0
on ESPNU.....	0-0
on CBS.....	1-0
on ABC.....	0-0

OFFENSE

When scoring first	5-1
When opponents score first	1-2
When leading at halftime	4-0
When trailing at halftime	0-2
When tied at halftime.....	2-1
When leading after third quarter	5-0
When trailing after third quarter	1-3
When tied after third quarter	0-0
In overtime games	1-0
When scoring less than 20 points.....	0-1
When scoring 20+ points	3-2
When scoring 30+ points	5-1
When scoring 40+ points	3-0
When allowing less than 20 points.....	2-0
When allowing 20+ points	2-3
When allowing 30+ points	2-3
When rushing for < 100 yards	0-2
When rushing for 100+ yards.....	5-1
When rushing for 200+ yards.....	4-0
When passing for 200+ yards.....	5-2
When passing for 250+ yards	0-2
When passing for 300+ yards.....	0-2
When totaling < 300 yds total offense.....	1-1
When gaining 300+ yds total offense	5-2

DEFENSE

When allowing < 100 yds rushing.....	3-0
When allowing 100+ yds rushing.....	3-3
When allowing 200+ yds rushing	0-3
When allowing < 200 yds passing.....	2-1
When allowing 200+ yards passing	4-2
When allowing 250+ yards passing	2-1
When allowing 300+ yards passing	1-0
When allowing < 300 yds total offense.....	3-0
When allowing 300+ yds total offense	3-3
When having a 100-yard rusher	5-0
When opp. have a 100-yard rusher	0-3
When having no turnovers	1-0
When having less than 3 turnovers.....	6-1
When having 3 or more turnovers.....	0-2
When having no takeaways	0-1
When having < 3 takeaways	5-2
When having 3 or more takeaways	1-1
When having more than 30:00 TOP	5-3
When having less than 30:00 TOP.....	1-0



► 2016 MONEY PLAYS

NOTE: Money plays are defined as plays resulting in first down or a TD.

Money Rushes	1st	TD	No.	Att.
Rawleigh Williams	44	7	49	179
Devwah Whaley	18	1	18	71
Kody Walker	8	1	9	31
Austin Allen	5	1	6	20
Jared Cornelius	2	1	3	9
T.J. Hammonds	3	1	3	10
Cody Hollister	2	1	2	2
Dominique Reed	2	0	2	5
Keon Hatcher	1	0	1	3
Totals	85	13	93	350

Money Receptions	1st	TD	No.	Rec.
Drew Morgan	30	3	31	48
Keon Hatcher	19	5	21	29
Jared Cornelius	19	4	20	24
Jeremy Sprinkle	12	4	14	22
Cody Hollister	7	0	7	9
Rawleigh Williams	5	1	6	12
Dominique Reed	5	1	5	8
Devwah Whaley	2	0	2	2
Austin Cantrell	2	0	2	9
Deon Stewart	1	0	1	1
Hayden Johnson	1	0	1	1
LaMichael Pettway	0	1	1	1
Totals	103	19	111	171

3rd Down Money Rushes	1st	TD	No.	Att.
Rawleigh Williams	11	1	11	16
Austin Allen	3	1	4	9
Kody Walker	3	0	3	5
Jared Cornelius	1	0	1	1
Keon Hatcher	1	0	1	1
Devwah Whaley	1	0	1	4
Totals	20	2	21	4

3rd Down Money Receptions	1st	TD	No.	Rec.
Drew Morgan	8	1	9	10
Jared Cornelius	5	0	5	5
Keon Hatcher	2	2	4	4
Jeremy Sprinkle	3	1	3	4
Cody Hollister	2	0	2	2
Deon Stewart	1	0	1	1
Dominique Reed	1	0	1	1
Rawleigh Williams	0	1	1	4
Totals	22	5	26	31

4th Down Money Rushes	1st	TD	No.	Att.
Kody Walker	2	0	2	3
Totals	2	0	2	3

4th Down Money Receptions	1st	TD	No.	Att.
Jeremy Sprinkle	1	1	2	2
Keon Hatcher	2	0	2	2
Jared Cornelius	1	0	1	1
Totals	4	1	5	5

► NOTING THE LAST 16 GAMES

Team	Last 16 Games	Games vs. Ranked Teams
Alabama	16-0	11
Arkansas	12-4	8
Tennessee	12-4	6
Georgia	11-5	5
Auburn	10-6	7
Florida	10-6	5
LSU	10-6	5
Texas A&M	10-6	5
Mississippi St.	9-7	4
Ole Miss	9-7	10
Kentucky	6-10	1
Vanderbilt	6-10	4
South Carolina	6-10	5
Missouri	3-13	4

• A win would give **HEAD COACH BRET BIELEMA** his 13th victory in the last 17 games. The Razorbacks won 12 of Bielema's first 31 games at Arkansas.

► COACH BIELEMA IN NOVEMBER

• With Arkansas' convincing 31-10 win over No. 10 Florida last Saturday, **HEAD COACH BRET BIELEMA** improved his career record in the month of November to an impressive 25-12 (68 percent). Below is a year-by-year breakdown of Bielema's 11-year head coaching in November.

- Owns a 25-12 career record (68 percent) in November, highlighted by a 14-4 mark in home games.
- In 37 career games in November, coach Bielema has had 34 100-yard rushers and at least one in 26 games.
- Has led Arkansas to a 6-3 record in November over the last three seasons.
- Won five of his last six games against ranked teams in November with Arkansas being unranked for all six.
- Owns a 7-7 career record in the month of November against ranked teams, including 5-2 mark at home.
- Had a 100-yard rusher in his last 20 games in November at Wisconsin and 21 of 24 overall.
- Led his teams to an 8-2 record on Senior Day, including two straight wins at Arkansas.
- Out of his 12 career losses in November, three have come in overtime while another six have been by 7 points or less. Out of the six by 7 points or less, two have been by 1 point and another by 2 points.

Wisconsin (2006-12)

Year	Record	vs. Ranked	Home	Away	Conf.	Games w/ 100 Yd Rusher
2006	3-0	0-0	2-0	1-0	2-0	1
2007	2-1	1-1	1-0	1-1	2-1	2
2008	3-1	0-1	2-0	1-1	2-1	4
2009	2-1	0-0	1-0	1-1	2-1	3
2010	4-0	0-0	2-0	2-0	4-0	4
2011	4-0	1-0	2-0	2-0	4-0	4
2012	1-2	0-1	0-1	1-1	1-2	3
Total	19-5	2-3	10-1	9-4	17-5	21

Arkansas (2013-Present)

Year	Record	vs. Ranked	Home	Away	Conf.	Games w/ 100 Yd Rusher
2013	0-4	0-2	0-2	0-2	0-4	1
2014	2-2	2-2	2-0	0-2	2-2	0
2015	3-1	2-0	1-1	2-0	3-1	3
2016	1-0	1-0	1-0	0-0	1-0	1
Total	6-7	5-4	4-3	2-4	6-7	5
Career	25-12	7-7	14-4	11-8	23-12	26

► AGAINST THE BEST

• Saturday's game marks Arkansas' eighth of nine contests against opponents who played in a bowl game last season. Arkansas has the seventh-toughest strength of schedule through nine games this season as its opponents have produced a 39-19 record. According to ESPN's College Football Power Index, the Razorbacks have the 15th-toughest remaining schedule in college football. The Razorbacks' three losses this season have come to No. 10 Texas A&M, No. 1 Alabama and No. 21 Auburn, who have combined to post a 23-4 record.

• Eight of Arkansas' last 10 SEC games have been against ranked opponents, including all six this season. LSU marks the 24th ranked SEC opponent Arkansas has faced in the last four seasons out of a possible 30. Out of those 24 ranked SEC opponents, 10 have been in the top 10. This is the second time in four seasons under Bielema that Arkansas has played five straight ranked opponents.





AUSTIN ALLEN

► AT A GLANCE

- Has completed 61.8 percent of his passes (170 of 275) for 2,291 passing yards and 19 TDs against eight interceptions.
- His 19 passing TDs are tied for the SEC lead.
- Has thrown for 200+ yards in seven games, including 371 vs. then-No. 10 Texas A&M and a career-high 400 vs. No. 1 Alabama.
- Is the only SEC QB and one of 14 Power 5 QBs with at least six games of 200+ passing yards and multiple TD passes.
- His 2.4:1 TD-INT ratio is tied for the SEC lead among SEC QBs with double-digit TD passes.
- His 300.3 passing yards per game against current AP Top 25 opponents ranks second in the SEC and ninth in the FBS.
- His 286.0 passing yards per game against SEC opponents ranks second in the SEC.
- Has thrown for 1,201 yards and six TDs against current AP Top 25 opponents to rank second and tied for seventh in the FBS.
- Ranks second in the SEC and 20th in the FBS with 99 completions of 10+ yards.
- Ranks second in the SEC and 16th in the FBS with 64 completions of 15+ yards.
- Ranks second in the SEC and tied for 28th in the FBS with 103 completions for a first down.
- Tied for second in the SEC in TD passes against conference opponents (9).

► MULTIPLE TD PASSES

- Is one of 11 Power 5 QBs with seven or more multi-TD pass games this season.
- Became the only QB in Arkansas history with multiple TD passes in each of the first seven games of a season.
- Became one of four SEC QBs since 2000 to toss multiple TD passes in each of the first seven games of a season.
- Other QBs to accomplish that feat were Kenny Hill (TAMU, 2014), Andre Woodson (UK, 2007), Rex Grossman (UF, 2001).

► AMONG THE ARKANSAS GREATS

- Is the fourth QB in school history to pass for 400 yards in a single game.
- Is one of four QBs in school history to throw at least 19 TD passes in the first nine games of a season.
- Became the first QB in school history to throw 18 TD passes in the first seven games of a season.
- Became the first QB to throw three TD passes in three straight games (Weeks 5-7) since Ryan Mallett in 2010.
- His 2,291 passing yards are the sixth-most in school history through the first nine games of a season.
- Became one of just four QBs in Arkansas history to throw at least one TD pass in each of the first seven games of a season.
- Threw 146 straight passes without an interception, surpassing Ryan Mallett for second in school history.

► IN THE RED ZONE

- Has completed 55.0 percent of his passes (24 of 44) for 214 yards and 15 TDs inside the red zone.
- Leads the SEC and is tied for ninth in the FBS with 15 passing TDs inside the red zone.
- Ranks third in the FBS in percentage of red zone pass attempts for a TD at 34.1 percent (min. 40 red zone passing attempts).

► MORE NOTABLES

- Davey O'Brien Award and Manning Award candidate.
- Has helped the team surpass 400 yards of total offense in seven games.
- Is one of five QBs since 2007 to throw for 400+ yards against Alabama.
- Other QBs were Chad Kelly (UM, 2016), Deshaun Watson (CU, 2016), Nick Marshall (AU, 2014), Johnny Manziel (TAMU, 2013).
- Led the Razorbacks to three top-15 wins this season.
- Went 19-of-32 passing for 229 yards and three TDs against a Rebel defense that had allowed only two passing TDs.
- His 400 passing yards against No. 1 Alabama are the most by an Arkansas QB in school history against the Crimson Tide.
- Ranks third in the SEC with a 139.8 fourth-quarter passer rating among QBs with 35 or more fourth-quarter attempts.
- Has orchestrated three fourth-quarter TD drives to either tie or take the lead this season.
- Went 13-of-15 passing for 144 yards with two TDs on those fourth-quarter drives.
- His 96 second-half QBR at No. 15 TCU was the best second-half against the Horned Frogs in 10 years.

► IN THE RANKINGS

Category	Stat	FBS Rank	SEC Rank
Completion Percentage	61.8	40	4
Passing Yards	2,291	29	3
Yards/Attempt	8.3	T-25	3
TDs	19	T-21	T-1
Rating	148.8	T-27	2
Yards/Game	254.6	32	3



► BY THE NUMBERS

19

TOUCHDOWN
PASSES

300.3

PASSING YARDS
PER GAME VS. AP TOP 25

286.0

PASSING YARDS
PER GAME VS. SEC TEAMS

7

MULTI-TD
PASSING GAMES

15

RED ZONE
TD PASSES

7

200+ YARD
PASSING GAMES



► THE ENOS EFFECT

• In 2015, **DAN ENOS'** first season at the helm of the offense, Arkansas threw for 3,000 yards and rushed for 2,000 yards for the first time in the same season. The Razorbacks totaled 467 points last season, which were the most in a single season since 2011 (478), while 305 first downs were a school record. Additionally, Arkansas led the SEC with 34.4 points per conference game. Arkansas averaged 46.3 points over the last seven games of the season, nearly 10 points more than any other SEC program over its final seven contests. The Razorbacks also scored 50+ points four times over the final six regular season games, breaking the previous program single-season record of three set in 1910, 1916 and 2007.

► RACKING UP POINTS

• Since 2015, Arkansas has scored 30 or more points 13 times (11-2 in those games), ranking third in the SEC during that span, and has scored 40 or more points nine times (8-1 in those games), tying for the SEC lead with Ole Miss during that span.

► PASS HOGS PASS

• With **DAN ENOS** at the helm of the offense, Arkansas has scored a passing TD in 19 games, which ranks fourth in the SEC. The Razorbacks have also thrown for 200 or more yards 16 times since Enos' arrival, going 11-5 in those contests.

► OFFENSIVE PRODUCTION IN 2016

• Through nine games in 2016, Arkansas has put together 3,800 yards of total offense, including 400 or more yards in seven games, produced 278 total points, and topped the 30-point plateau six times.

ARKANSAS' OFFENSIVE PRODUCTION (2014-PRES.)

Category	2016 (SEC Rank)	2015 (SEC Rank)	2014 (SEC Rank)
Total Offense	422.2 (7)	465.5 (2)	406.0 (8)
Scoring Offense	30.9 (T-7)	35.9 (2)	31.9 (7)
Passing Offense	254.9 (3)	268.2 (3)	188.0 (11)
Rushing Offense	167.3 (9)	197.3 (4)	218.0 (5)
Total Yards	3,800 (7)	6,051 (3)	5,278 (8)
Yards/Play	5.8 (9)	6.83 (2)	5.76 (8)
First Downs	207 (4)	305 (3)	288 (7)

► POUND HOGS POUND

• The Razorbacks have logged 100 or more yards in 40 games under Bielema (2013-pres.), ranking fourth in the SEC. Of those 40 games, 23 of them have been at home, resulting in a 16-7 record. Under Bielema, Arkansas is 23-17 when a Razorback hits the century mark.

• Arkansas has rushed for 200 or more yards in 23 games under Bielema, ranking sixth in the conference and posting a 16-7 record in those games.

• Arkansas has scored a rushing TD in 40 of 47 games under Bielema which is tied for third in the SEC during that span.

► MOVING THE CHAINS

• Arkansas ranks fourth in the SEC with 207 first downs this season and has converted more first downs than its opponent in seven of its nine games. One of the keys to Arkansas' success on offense is its ability to produce plays that result in 10 or more yards from the line of scrimmage. The Razorbacks have manufactured 150 plays that gained at least 10 yards this season, which ranks third in the league. Last season the Razorbacks were able to rip off 209 plays of 10 or more yards, which ranked fourth in the SEC.

► GOING FOR TWO

• Since the hiring of **OC DAN ENOS**, Arkansas has been successful on five of its six two-point conversion attempts over the last two years.

► 43 CONSECUTIVE STARTS

• Senior **OL DAN SKIPPER** has made 43 consecutive starts dating back to the 2013 season. That mark is the second-longest in the FBS and in school history.

► FOUR-DOWN TERRITORY

• The Razorbacks have converted 15 of its last 24 fourth-down attempts dating back to last season. Arkansas has at least one fourth down attempt in 38 of 47 games (38 for 68) under **HEAD COACH BRET BIELEMA**.

► MORGAN A RELIABLE TARGET

• Arkansas' leading receiver with 48 receptions for 515 yards, **WR DREW MORGAN** has paced the Razorbacks in receptions six times this season, continuing to show why he has been one of the Razorbacks' most reliable targets over the last two years. Morgan hauled in seven passes for 95 yards and a TD in Week 9. He is one of just three Arkansas players since 1997 who have recorded 48 or more receptions through the first nine games of a season.

48 OR MORE CATCHES - FIWRST 9 GAMES (SINCE 1997)

Rank	Player	Year	Receptions
1	Cobi Hamilton	2012	69
T-2	Drew Morgan	2016	48
T-2	Jarius Wright	2011	48

• Morgan's 48 receptions rank fourth in the SEC and leads the league in first-down catches. He joins Texas A&M's Christian Kirk and Mississippi State's Fred Ross as the only three receivers in the SEC to record four or more receptions in at least eight games this season.

► ZERO TO 100

• Prior to 2016, **JARED CORNELIUS** had never totaled 100 or more yards receiving in a single game. After logging 100+ yards through the air in Weeks 4, 5 and 6, Cornelius matched a 20-year old school record of three straight 100-yard receiving games. The Razorbacks' top wide receiver totaled a career-high 146 yards on five receptions against No. 1 Alabama in Week 6 to join former Razorbacks Anthony Lucas (1996) and Mike Reppond (1971) as the only three players in school history to accomplish that feat. He followed up that performance with three catches for 40 yards and lifted the Razorbacks to a 34-30 victory over No. 12 Ole Miss with a 6-yard TD run late in the fourth quarter.

• His three games over the century mark through the air are tied for the SEC lead. For the season, Cornelius has 24 receptions for 465 yards and four TDs.

► A BIG-PLAY PASS-CATCHER

• **JARED CORNELIUS** is averaging 19.4 yards per reception, which ranks second in the SEC. He has a reception in 23 of 30 career games played, including multiple receptions in 20 games. An impressive 20 of his 24 receptions this season have produced a first down or TD. Even more impressive, he has moved the chains on 14 of his last 15 grabs.

• Cornelius is tied for fourth in the SEC in catches of 15+ yards (14), tied for second in 20+ yard receptions (11), tied for fifth in 25+ yard grabs (7) and is tied for sixth in 30+ yard catches (5). His 20+ yard grab against No. 12 Ole Miss pushed his career total to 19, including 17 over the past two seasons.

► FINDING THE END ZONE

• Not only has **JARED CORNELIUS** been able to rack up yards, but he's found the end zone four times through the air, as well as once on the ground during the process in 2016. Two of his scoring grabs this season came in Week 5 against Alcorn State. It was the second multi-TD performance of his career. Dating back to 2015, Cornelius has scored a TD in eight of his last 13 contests with six through the air and three on the ground.

► MR. OCTOBER

• With 14 catches for 309 yards and two TDs in Weeks 5-8, no SEC receiver was more productive in the month of October than Cornelius as his 309 yards receiving were tops in the conference during that span.



► HATCHER SHINING IN SENIOR CAMPAIGN

• With 29 receptions for 441 yards and five TDs through eight games played this season, **WR KEON HATCHER** is having one of the best seasons of his career, despite missing the Alcorn State game with a sore hamstring.

• 19 of Hatcher's 29 catches have resulted in a first down, while 13 have produced 15+ yards, which ties for seventh in the SEC. Hatcher's 441 yards receiving rank 17th in the SEC, while his five TDs are tied for eighth. He also has 17 catches for 317 yards and three TDs in the first half of games this season. The 317 first-half yards rank seventh in the SEC. Hatcher eclipsed 1,500 career receiving yards in Week 8 when he hauled in seven passes for 81 yards. He has 115 catches for 1,564 yards and 16 TDs for his career. Below is a look at Hatcher's last 10 games dating back to 2015:

HATCHER'S LAST 10 GAMES (2015-PRES.)

Date	Opp.	Rec.	Yds.	TD
11/6/2016	No. 10 Florida	1	6	0
10/22/16	at No. 21 Auburn	7	81	0
10/15/16	No. 12 Ole Miss	3	34	0
10/9/16	No. 1 Alabama	4	39	2
9/24/16	No. 10 Texas A&M	3	77	1
9/17/16	Texas State	3	96	1
9/10/16	at No. 15 TCU	2	22	1
9/3/16	LA Tech	6	86	0
9/12/15	Toledo	7	92	0
9/5/15	UTEP	6	106	2
Totals		42	639	7

► LOOKING TO JOIN ARKANSAS' GREATS

• With 16 career TD receptions, **WR KEON HATCHER** is just one TD reception away from entering Arkansas' top five all-time in school history.

ARKANSAS CAREER RECEIVING TD LEADERS

Rank	TDs	Player	Years
1	27	Marcus Monk	2004-07
2	24	Jarius Wright	2008-11
3	23	Anthony Lucas	1995-99
4	18	Cobi Hamilton	2009-12
T-5	17	Joe Adams	2008-11
T-5	17	Richard Smith	2000-03
7	16	Keon Hatcher	2012-Pres.

► SPRINKLE SETS TIGHT END TD RECORD

• A John Mackey Award candidate, **TE JEREMY SPRINKLE** made three receptions for 37 yards and a TD against No. 1 Alabama, surpassing 2010 John Mackey Award winner D.J. Williams to become Arkansas' all-time leader in TD receptions by a tight end with 11.

• A preseason All-SEC choice by the league's media and coaches, Sprinkle has caught 23 passes for 266 yards and four TDs this season. Among tight ends, his four TD catches are tied for second in the SEC and tied for 10th in the FBS. He has reeled in a TD pass in four of Arkansas' nine games this season and has totaled eight through his last 12 games dating back to 2015.

• For his career, Sprinkle has caught 61 passes for 807 yards and 11 TDs. Of Sprinkles 61 receptions, 41 have resulted in either a first down or a TD for a conversion rate of 67.2 percent. His 11 career receiving TDs are the second-most among active SEC tight ends.

► MULTIPLE SCORING THREATS

• A total of 12 different Arkansas players have scored either a rushing or receiving TD this season (two have scored both). In addition, 13 players have made a catch, nine have made multiple catches, and seven have caught TD passes this season.

► RECEIVING CORPS AT A GLANCE

• The Razorbacks' top five active receivers have turned in some incredible performances during their careers, contributing largely to Arkansas' successful passing attack.

ARKANSAS' TOP 5 ACTIVE RECEIVERS - CAREER STATS

Player	Years	100-Yard Games	Receptions	Yards	TDs
Keon Hatcher	2012-Pres.	2	115	1,564	16
Drew Morgan	2013-Pres.	3	121	1,539	14
Jeremy Sprinkle	2013-Pres.	0	61	807	11
Jared Cornelius	2014-Pres.	3	66	1,070	9
Dominique Reed	2015-Pres.	1	36	673	7
Totals		9	399	5,653	57

► SEC ACTIVE CAREER TD LEADERS

• Arkansas has one of the SEC's best receiving units as three Razorbacks rank among the top 10 of the conferences' active career leaders in TD receptions.

SEC ACTIVE LEADERS - CAREER TD RECEPTIONS

Rank	Player	Team	Years	TD
1	Josh Reynolds	Texas A&M	2014-16	25
2	Fred Ross	Mississippi State	2013-16	19
3	Keon Hatcher	Arkansas	2012-16	16
T-4	Evan Ingram	Ole Miss	2013-16	14
T-4	Christian Kirk	Texas A&M	2015-16	14
T-4	Drew Morgan	Arkansas	2014-16	14
T-7	Malachi Dupre	LSU	2014-16	13
T-7	Travin Dural	LSU	2013-16	13
9	Calvin Ridley	Alabama	2015-16	12
T-10	Quincy Adebeyejo	Ole Miss	2013-16	11
T-10	Jeremy Sprinkle	Arkansas	2013-16	11

► 100-CAREER CATCH MARK

• **WR DREW MORGAN** and **WR KEON HATCHER** each eclipsed 100 catches for their career this season. Morgan and Hatcher are two of just 10 active SEC players with at least 100 career receptions.

Rank	Player	Seasons	Team	Receptions
1	Fred Ross	2013-Pres.	Mississippi State	182
2	Evan Ingram	2013-Pres.	Mississippi	150
3	Christian Kirk	2015-Pres.	Texas A&M	141
4	Josh Reynolds	2014-Pres.	Texas A&M	138
5	Calvin Ridley	2015-Pres.	Alabama	134
T-6	Keon Hatcher	2012-Pres.	Arkansas	121
T-6	Drew Morgan	2014-Pres.	Arkansas	115
8	Ricky Seals-Jones	2013-Pres.	Texas A&M	110
9	Ardarius Stewart	2014-Pres.	Alabama	106
10	Ryan Timmons	2013-Pres.	Kentucky	103

► 400-PLUS TRIO

• Arkansas is the only school in the SEC through 10 weeks in 2016 to have at least three different receivers with 400+ yards receiving.

Player	Yards	SEC Rank
Drew Morgan	515	11
Jared Cornelius	465	15
Keon Hatcher	441	17



► RUN RAWLEIGH RUN

• **RAWLEIGH WILLIAMS III** ranks second in the SEC with 955 yards rushing this season. He is tied for second in the conference with five games of 100 or more yards on the ground, helping Arkansas to a 5-0 record in those contests. His career-high 180 yards rushing against No. 12 Ole Miss were the most by a Razorback in an SEC game since Knile Davis in 2010. Williams was not stopped for a loss on any of his 27 carries against the Rebels. His 955 yards rushing rank 20th nationally and seventh among Power 5 players.

► APPROACHING 1,000

• With 955 rushing yards through nine games and with three games ahead of him, **RAWLEIGH WILLIAMS III** is on pace to become the 13th player in Arkansas history to reach 1,000 rushing yards in a season.

• If Williams reaches 1,000 rushing yards, it would mean that the Razorbacks would have four straight years with a 1,000-yard rusher, by three different players.

► IN THE SEC RANKINGS

RW3 AMONG SEC RUSHERS (2016)

Category	Stat	SEC Rank
Rushing Attempts	179	1
Rushing Yards	955	2
Rushing TDs	7	T-7
Rushing Attempts/Game	19.9	2
Rushing Yards/Game	106.1	2
100+ Yard Games	5	T-2
First Downs	44	3
10+ Yards	26	4
20+ Yards	9	T-4

► WILLIAMS, WHALEY PROVIDE 1-2 PUNCH

• The RB duo of **RAWLEIGH WILLIAMS III** and **DEVWAH WHALEY** combined for 305 all-purpose yards and two TDs on 44 touches (6.9 yards per touch). Williams generated 170 yards of total offense, including 148 yards rushing and 22 yards receiving, while Whaley produced 135 yards of total offense with 66 on the ground and 69 receiving.

NOTABLES FROM THE DUO'S PERFORMANCE AGAINST NO. 10 FLORIDA

• Arkansas improved to 5-0 this season when Williams rushes for over 100 yards. Williams' 148 yards rushing were the most by a single player against Florida this season while his 41-yard touchdown run was the longest TD run against the Gators.

• It marked the seventh time this season Williams rushed for 75+ yards in a game and the third time this season he's rushed 25 times or more in a game. He leads the SEC with 179 attempts on the season.

• Williams had six rushing first downs and broke four runs of 10 yards or more, highlighted by the 41-yard run which was the longest TD run of his career.

• Whaley's first career reception in the first quarter went for 43 yards on a screen play while his second in the fourth quarter went for 26 yards. Both drives resulted in points for Arkansas.

• Whaley accounted for 73 (30 rushing and 43 receiving) of Arkansas' 91 yards on its first quarter scoring drive that gave it a 14-0 lead.

• Four of Whaley's 14 rushes went for 10 or more yards. He had a total of six first downs in the game, highlighted by four on the ground.

► MULTIPLE 100-YARD RUSHERS

• For the 39th time in school history, the Razorbacks produced multiple 100-yard rushers in the same game as freshman **RB DEVWAH WHALEY** (135) and sophomore **RB RAWLEIGH WILLIAMS III** (126) both topped the century mark on the ground against Alcorn State in Week 5. It marked Whaley's first 100-yard effort of his career and the fourth ever for Williams. Arkansas totaled 353 yards on the ground for its highest rushing total in two years (438 at Texas Tech on Sept. 13, 2014). The Razorbacks averaged 9.3 yards/rush, the eight-best average in a game in program history.

► TRIPLE-DIGIT TRIO

• Not only did Whaley and Williams eclipse the 100-yard mark, but **WR JARED CORNELIUS** hauled in four passes for 106 yards and two TDs in Week 5. It marked the eighth time in school history that Arkansas has produced multiple 100-yard rushers and one 100-yard receiver in the same game, and it was the first time since the Razorbacks win at Tennessee on Oct. 3, 2015. Prior to last season, the last time Arkansas had multiple players top the 100-yard rushing barrier and one player reel in 100-yards through the air in the same game was on Sept. 18, 2004 - Rushing: DeCori Birmingham (127), DeArrius Howard (109); Receiving: Steven Harris (133).

► WHALEY BREAKS FREE

• **RB DEVWAH WHALEY** broke through to the end zone on a 75-yard run against Alcorn State in Week 5. The 75-yard TD run was the longest scoring rush by a freshman running back in school history since Felix Jones scored from 80-yards out against Missouri State on Sept. 3, 2005. It is Arkansas' longest play of the season and its longest run from scrimmage since Alex Collins' 80-yard touchdown run at No. 9 LSU on Nov. 14, 2015. The 135 yards were the most by an Arkansas freshman since Collins' 172 in 2013 against Samford.

► MCFAIN SHOWS RANGE

• **K ADAM MCFAIN** converted a 54-yard field goal attempt at No. 21 Auburn. The 54-yard field goal is tied for the eighth-longest in school history and longest since Zach Hocker's 54-yard field goal at Mississippi State on Nov. 23, 2013. The field goal is also tied for the fourth-longest this season in the FBS and tied for the second-longest in the SEC.

• He followed up with a 36-yarder last Saturday against No. 10 Florida to put Arkansas up three possessions. Since taking over place-kicking duties for the Razorbacks against No. 1 Alabama, McFain is 5-for-5 on field goal attempts and 10-for-10 on extra point attempts.

► SKIPPER'S BLOCK PARTY

• **OL DAN SKIPPER** added another blocked kick to his resume when he got his hand on a 41-yard attempt in the fourth quarter against Alcorn State in Week 5 and is now two blocked kicks away from tying the FBS record for career blocked kicks.

• Earlier this season, Skipper used his 6-10, 319-pound frame to block No. 15 TCU's 28-yard field goal try with 10 seconds remaining, sending the game into OT on Sept. 10. It was the first by an FBS team in the fourth quarter of a tie game against a ranked opponent since Georgia Tech in 2015 against Florida State.

SKIPPER'S CAREER BLOCKED KICKS (2013-PRES.)

Date	Opponent	Surface	Blocks
10/1/16	Alcorn State	Turf	1
9/10/16	at No. 15 TCU	Grass	1
09/12/15	Toledo	Turf	1
11/28/14	at No. 14 Missouri	Turf	1
09/21/13	at Rutgers	Turf	1
10/05/13	at Florida	Grass	1
11/23/13	Mississippi State	Turf	1
Total			7



► A WISE HOG

• A Nagurski Trophy candidate, **DL DEATRICH WISE JR.** has recorded at least a half-sack in five games this season (3.5 total) and has 10.5 sacks through his last 14 games, including at least a half-sack in nine of the last 13 regular-season contests dating back to 2015. Wise has at least 0.5 tackles for loss in seven contests this season, totaling a team-high tying 5.0 during that span.

• Wise claimed sole possession of 10th place all-time in school history with 16.5 career sacks when he recorded a half-sack in the fourth quarter against No. 10 Florida last Saturday.

► TOP-TIER PASS RUSHER

• With 16.5 career sacks, **DEATRICH WISE JR.** ranks sixth among SEC active career leaders and is tied for 24th in the FBS.

SEC ACTIVE LEADERS - CAREER SACKS

Rank	Player	Team	Pos.	Career Sacks
1	Derek Barnett	Tennessee	DL	29.0
2	Myles Garrett	Texas A&M	DL	28.0
3	Jonathan Allen	Alabama	DL	25.0
4	Marquis Haynes	Ole Miss	DL	22.5
5	Tim Williams	Alabama	DL	19.0
6	Deatrich Wise Jr.	Arkansas	DL	16.5

► WISE'S LAST 14 GAMES

• In his last 13 games played dating back to 2015, **DEATRICH WISE JR.** has been a force to be reckoned with for opposing offenses. Below is a look at his numbers during his last 13 games compared to the previous 13.

LAST 14 GAMES VS. PREVIOUS 14 GAMES

	Tackles	Tackles For Loss	Sacks
Last 14 Games	57	12.0	10.5
Previous 14 Games	19	5.5	3.0

► AT HIS BEST AGAINST THE BEST

• A Texas native, **DEATRICH WISE JR.** has recorded 11.5 of his 16.5 career sacks against SEC opponents, including at least a half-sack in seven of the last 14 conference games he's played in.

• Wise tallied 31 tackles - including 10.5 for loss - and eight sacks in 13 games played last season. All eight of his sacks came during SEC play, which led the league in that category.

► LEDBETTER MAKING PRESENCE KNOWN

• **DL JEREMIAH LEDBETTER** has recorded 35 total tackles, including 5.0 for loss, a team-high 4.0 sacks, two pass breakups, a QB hurry and one forced fumble through nine games in 2016.

• Ledbetter's 35 tackles rank fifth on the team, while his team-high 4.0 sacks are tied for 14th in the SEC. He registered a career-high 1.5 sacks against Texas State in Week 3 and has recorded at least a half-sack in seven of the last 13 games dating back to last season, including five of nine this year.

► NO FLY ZONE

• **DB RYAN PULLEY** has looked the part of one of the nation's top DBs this season. Through nine games, the sophomore from Fort Myers, Florida, is tied for 21st in the FBS in passes defended (11) and tied for 11th in pass breakups (10). The 10 pass breakups are tied for the SEC lead, while the 11 passes defended are tied for third. He is one of two players in the SEC and one of 16 players in the FBS with 10 pass breakups and at least one interception this season.

• Pulley's 10 pass breakups are just three shy of **DB JARED COLLINS'** SEC-tying best 13 in 2014.

• His second career interception came in the second quarter against Texas State when he jumped a route in the flats, then picked off the pass and returned it 25 yards to the end zone.

► MISCELLANEOUS DEFENSIVE STATS

DOUBLE-DIGIT TACKLES

Player	'13	'14	'15	'16	Career
Jared Collins	0	1	0	--	1
Brooks Ellis	2	1	3	1	7
Dre Greenlaw	--	--	4	1	5
Kevin Richardson	--	0	2	--	2
Josh Williams	--	1	0	--	1

TEAM LEADER IN TACKLES

Player	'13	'14	'15	'16	Career
Tevin Benum	--	0	1	--	1
De'Andre Coley	--	--	0	1	1
Brooks Ellis	0	0	4	5	9
Dwayne Eugene	--	0	0	2	2
Dre Greenlaw	--	--	5	2	7
De'Jon Harris	--	--	--	1	1
Jeremiah Ledbetter	--	--	1	--	1
Josh Liddell	--	0	1	2	3
Santos Ramirez	--	--	0	2	2
Kevin Richardson	--	0	2	1	3
Henre' Tolliver	--	0	1	1	2
Josh Williams	--	1	0	--	1
Deatrich Wise	0	0	0	2	2

GAMES WITH A SACK (Half sacks included)

Player	'13	'14	'15	'16	Career
McTelvin Agim	--	--	--	2	2
Tevin Beenum	--	0	3	--	3
Austin Capps	--	--	--	1	1
Jared Collins	0	1	0	--	1
DJ Dean	0	0	1	--	1
Brooks Ellis	1	1	2	--	4
Dre Greenlaw	--	--	1	--	1
Bijhon Jackson	--	--	0	3	3
Taiwan Johnson	0	3	2	1	6
Jeremiah Ledbetter	--	--	3	5	8
Brandon Lewis	1	0	0	1	2
Randy Ramsey	--	0	--	3	3
Karl Roesler	--	--	1	2	3
Henre' Tolliver	--	1	0	--	1
Josh Williams	--	1	0	--	1
JaMichael Winston	0	0	0	1	1
Deatrich Wise	4	2	5	5	17

MULTIPLE SACKS (1.5 sacks or more)

Player	'13	'14	'15	'16	Career
Taiwan Johnson	0	1	0	--	1
Jeremiah Ledbetter	--	--	0	1	1
Deatrich Wise	0	1	2	--	3



DEATRICH WISE JR. has 10.5 sacks over his last 14 games played and ranks 10th in program history with 16.5 career sacks.



GAME NOTES

Out of **WR JARED CORNELIUS'** last 15 catches, 14 have resulted in a first down or a touchdown.



► MISCELLANEOUS OFFENSIVE STATS

GAMES WITH A RECEPTION

Player	'13	'14	'15	'16	Career
Austin Cantrell	--	--	--	7	7
Jared Cornelius	--	8	8	7	23
Keon Hatcher	8	13	2	8	32
Cody Hollister	--	7	1	4	12
Hayden Johnson	--	--	--	1	1
Damon Mitchell	--	0	3	0	3
Drew Morgan	0	7	13	9	29
LaMichael Pettway	--	--	--	1	1
Dominique Reed	--	--	10	5	15
Jeremy Sprinkle	3	7	10	9	29
Deon Stewart	--	--	--	1	1
Kody Walker	0	1	1	2	5
Devwah Whaley	--	--	--	1	1
Rawleigh Williams III	--	--	4	6	10

5+ RECEPTIONS

Player	'13	'14	'15	'16	Career
Jared Cornelius	--	0	1	2	3
Keon Hatcher	1	3	2	2	8
Drew Morgan	0	0	7	5	12
Dominique Reed	--	--	1	0	1
Jeremy Sprinkle	--	--	1	0	1

20+ YARD RECEPTION

Player	'13	'14	'15	'16	Career
Jared Cornelius	--	2	6	11	19
Keon Hatcher	5	6	3	2	16
Cody Hollister	--	0	1	1	2
Damon Mitchell	--	0	1	0	1
Drew Morgan	0	4	12	6	22
Dominique Reed	--	--	8	4	12
Jeremy Sprinkle	1	0	7	3	11
Devwah Whaley	--	--	--	2	2
Rawleigh Williams III	--	--	0	2	2

40+ YARD RECEPTION

Player	'13	'14	'15	'16	Career
Jared Cornelius	--	0	1	1	2
Keon Hatcher	1	2	0	2	5
Damon Mitchell	--	0	1	0	1
Drew Morgan	--	1	1	0	2
Dominique Reed	--	--	3	1	4
Jeremy Sprinkle	1	0	2	0	3
Devwah Whaley	--	--	--	1	1

FIRST DOWN RECEPTIONS

Player	'13	'14	'15	'16	Career
Austin Cantrell	--	--	--	2	2
Jared Cornelius	--	11	20	19	50
Keon Hatcher	19	28	10	19	77
Cody Hollister	--	6	3	7	16
Hayden Johnson	--	--	--	1	1
Drew Morgan	--	7	43	30	80
Damon Mitchell	--	0	4	--	4
Dominique Reed	--	--	21	5	26
Jeremy Sprinkle	2	4	17	12	35
Deon Stewart	--	--	--	1	1
Kody Walker	0	1	0	--	1
Devwah Whaley	--	--	--	2	2
Rawleigh Williams III	--	--	1	5	6

100 YARDS RECEIVING

Player	'13	'14	'15	'16	Career
Jared Cornelius	--	0	0	3	3
Drew Morgan	--	0	3	--	3
Keon Hatcher	0	1	1	--	2
Dominique Reed	--	--	1	--	1

GAMES WITH A RECEIVING TD

Player	'13	'14	'15	'16	Career
Jared Cornelius	--	2	3	3	8
Keon Hatcher	2	6	1	4	14
Cody Hollister	--	1	0	--	1
Damon Mitchell	--	0	1	--	1
Drew Morgan	--	1	7	3	11
LaMichael Pettway	--	--	--	1	1
Dominique Reed	--	--	5	1	6
Jeremy Sprinkle	0	1	4	4	9
Rawleigh Williams III	--	--	0	1	1

GAMES WITH MULTIPLE RECEIVING TDS

Player	'13	'14	'15	'16	Career
Jared Cornelius	--	0	0	1	1
Keon Hatcher	0	0	1	1	2
Drew Morgan	0	0	2	--	2
Dominique Reed	--	--	1	--	1
Jeremy Sprinkle	0	0	1	--	1

10+ YARD RUNS

Player	'13	'14	'15	'16	Career
Austin Allen	--	0	0	1	1
Jared Cornelius	--	1	3	1	5
TJ Hammonds	--	--	--	2	2
Keon Hatcher	4	2	0	--	6
Cody Hollister	--	0	0	2	2
Damon Mitchell	--	4	1	--	5
Dominique Reed	--	--	1	2	3
Kody Walker	2	2	9	3	16
Devwah Whaley	--	--	--	13	13
Rawleigh Williams III	--	--	5	26	31

20+ YARD RUNS

Player	'13	'14	'15	'16	Career
Jared Cornelius	--	0	1	--	1
Keon Hatcher	1	1	0	--	2
Cody Hollister	--	0	0	2	2
Kody Walker	0	0	3	--	3
Devwah Whaley	--	--	--	1	1
Rawleigh Williams III	--	--	1	9	10

RUSHING FIRST DOWNS

Player	'13	'14	'15	'16	Career
Austin Allen	--	3	0	5	8
Jared Cornelius	--	1	3	2	6
Juan Day	--	--	1	--	1
TJ Hammonds	--	--	--	3	3
Keon Hatcher	4	2	0	1	7
Cody Hollister	--	0	0	2	2
Damon Mitchell	--	5	1	--	6
Dominique Reed	--	--	1	2	3
Kody Walker	2	1	22	8	36
Devwah Whaley	--	--	--	18	18
Rawleigh Williams III	--	--	10	44	54

100 YARDS RUSHING

Player	'13	'14	'15	'16	Career
Devwah Whaley	--	--	--	1	1
Rawleigh Williams III	--	--	1	5	6

GAMES WITH A RUSHING TD

Player	'13	'14	'15	'16	Career
Austin Allen	--	1	0	1	2
Jared Cornelius	--	0	2	1	3
TJ Hammonds	--	--	--	1	1
Keon Hatcher	0	1	0	--	1
Cody Hollister	--	0	0	1	1
Damon Mitchell	--	0	1	--	1
Dominique Reed	--	--	1	--	1
Kody Walker	0	1	5	1	9
Devwah Whaley	--	--	--	1	1
Rawleigh Williams III	--	--	1	5	6

GAMES WITH MULTIPLE RUSHING TDS

Player	'13	'14	'15	'16	Career
Kody Walker	0	0	1	--	3
Rawleigh Williams III	--	--	0	2	2



UNCOMMON MENTALITY



► ELLIS A FINALIST FOR "ACADEMIC HEISMAN"

• Senior **LB BROOKS ELLIS** was named a NFF National Scholar-Athlete and one of 12 finalists for the 2016 William V. Campbell Trophy. Considered by many to be the "Academic Heisman," the award recognizes an individual as the absolute best football scholar-athlete in the nation. Ellis and the 11 other finalists will each receive an \$18,000 postgraduate scholarship. Selected from a nationwide pool of 156 exceptional semifinalists among all NCAA divisions and the NAIA, Ellis is the only student-athlete in the SEC to be selected as an NFF National Scholar-Athlete.

► ELLIS CHASING 300

• A Campbell Trophy finalist, Wuerffel Trophy semifinalist, **LB BROOKS ELLIS** is 31 tackles away from becoming the 16th Razorback in history to total 300 in a career. Ellis currently has a team-best 62 total tackles this season, which is tied for 11th in the SEC. He has led or tied the team in tackles nine times during his career, including a team-best five times this season.

• For the seventh time in his career, Ellis tallied double-digit tackles as he registered a team-best 13, a career-best 3.0 tackles for loss and an interception returned for a TD at No. 15 TCU in Week 2. The 13 tackles were the most by Ellis since registering 15 against Mississippi State on Nov. 21, 2015. Ellis' 3.0 tackles for loss against TCU were the most by a Razorback since **DB JARED COLLINS** had 3.0 against UAB on Oct. 25, 2014. It was his fourth career interception and was the first interception return for a TD by a Razorback since former **DB ROHAN GAINES** (100 yards) against Ole Miss on Nov. 22, 2014.

► ELLIS-GREENLAW TACKLING DUO

• Prior to **DREW GREENLAW** missing the last two games due to a foot injury, the linebacker duo of **BROOKS ELLIS** and Greenlaw had combined for 276 tackles (130 solo), 17.0 tackles for loss, 2.5 sacks, eight QB hurries, three interceptions, three forced fumbles and three fumble recoveries through the last 19 games dating back to 2015. Ellis or Greenlaw has paced the Razorbacks in tackles in 16 of the last 19 contests, dating back to last season (Ellis: 9, Greenlaw: 7).

► 28-POINT MARK UNDER ROBB SMITH

• Arkansas has held its opponent to 28 points or less in 23 of 35 games played under defensive coordinator **ROBB SMITH**. The Razorbacks are 17-6 when allowing 28 points or less since Smith joined the program prior to the 2014 season.

► PICKING 'EM OFF

• Arkansas has picked off nine passes through the first nine games this season, which is currently tied for the seventh-most in the SEC and tied for 42nd in the nation. However, the Hogs have done more than just make the interception as four of those picks have been returned for TDs.

• The four interception returns for a touchdown is currently tied for the second-most in the FBS and the SEC and trails only Ohio State (6) in the national rankings.

• When **SANTOS RAMIREZ** returned his interception 24 yards last week for the touchdown against Florida, it gave Arkansas its fourth interception return for a touchdown this year, which is the most in one season since at least 1985. **HENRE' TOLIVER** took one back 70 yards against Alcorn State earlier in the year. **RYAN PULLEY** and **BROOKS ELLIS** each have an interception return for a TD also.

► GETTING BEHIND THE LINE OF SCRIMMAGE

• Nine different Razorbacks have recorded at least 2.0 tackles for loss this season, led by **DEATRICH WISE** and **JEREMIAH LEDBETTER**, who each have 5.0. Of those nine players, eight have 2.5 or more, which ties for ninth-most in the SEC.

• Against Alcorn State in Week 5, the Hogs racked up 10.0 tackles for a loss, its highest total in a game this season and highest since totaling 11.0 against UTEP last season.

• Nine players had at least 0.5 tackles for loss against the Braves, which is the most since 2015 against UTEP (12 players).

► BRINGING 'EM DOWN

• As a team, Arkansas has totaled 554 tackles this season by 41 different players, the fourth largest number of players with at least one tackle this year in the SEC. Arkansas trails only Alabama, Kentucky, Vanderbilt (42), Tennessee (44), and Ole Miss (48).

► RAZORBACKS IN THE NFL

#PRHOGS

Name	Pos	NFL Team	Experience
Brandon Allen	QB	Jacksonville Jaguars	R
Alvin Bailey	OL	Cleveland Browns	4
Alex Collins	RB	Seattle Seahawks	R
Knile Davis	RB	Kansas City Chiefs	4
AJ Derby	TE	Denver Broncos	2
Trey Flowers	DL	New England Patriots	2
Brett Goode	LS	Green Bay Packers	9
Chris Gragg*	TE	Buffalo Bills	4
Cobi Hamilton	WR	Pittsburgh Steelers	1
Hunter Henry	TE	San Diego Chargers	R
Javonte Herndon*	WR	San Diego Chargers	2
Denver Kirkland	OL	Oakland Raiders	R
Mitchell Loewen**	DE	New Orleans Saints	R
Ryan Mallett	QB	Baltimore Ravens	6
Darren McFadden**	RB	Dallas Cowboys	8
Jason Peters	OL	Philadelphia Eagles	13
Darius Philon	DL	San Diego Chargers	2
Chris Smith	DE	Jacksonville Jaguars	3
Martrell Spaight	LB	Washington Redskins	2
Travis Swanson	OL	Detroit Lions	3
Robert Thomas	DT	New York Giants	1
Sebastian Tretola	OL	Tennessee Titans	R
Jonathan Williams	RB	Buffalo Bills	R
Jarius Wright	WR	Minnesota Vikings	5

* Reserve/Injured

** Reserve/Non-Football Injury

^ on practice squad

► ARKANSAS ACTIVE CAREER LEADERS

PASSING YARDS

Austin Allen2,479 (179-of-294)

RUSHING YARDS

Rawleigh Williams III1,209 (235 attempts)

Kody Walker754 (179 attempts)

RECEIVING YARDS

Keon Hatcher1,564 (115 receptions)

Drew Morgan1,539 (121 receptions)

Jared Cornelius1,070 (66 receptions)

Jeremy Sprinkle807 (61 receptions)

Dominique Reed673 (36 receptions)

TOUCHDOWNS

Keon Hatcher17 (16 receiving, 1 rushing)

Kody Walker14 (14 rushing)

Drew Morgan14 (14 receiving)

Jared Cornelius12 (9 receiving, 3 rushing)

Jeremy Sprinkle11 (11 receiving)

Rawleigh Williams III9 (9 rushing)

Dominique Reed8 (7 receiving, 1 rushing)

TACKLES

Brooks Ellis269 (114 solo, 155 assist)

Dre Greenlaw132 (67 solo, 65 assist)

TACKLES FOR LOSS

Deatrich Wise Jr.22.5 (144 yards)

Brooks Ellis20.0 (53 yards)

Taiwan Johnson16.5 (75 yards)

SACKS

Deatrich Wise Jr.16.5 (126 yards)

INTERCEPTIONS

Henre' Toliver5 (128 yards)

DJ Dean4 (9 yards)

Brooks Ellis4 (138 yards)

Josh Liddell4 (2 yards)



► 2016 TEAM STATS COMPARISON

CATEGORY	ARKANSAS	LSU
Scoring Offense	30.9	26.1
Total Offense	422.2	386.4
Rushing Offense	167.3	214.0
Passing Offense	254.9	172.4
Scoring Defense	29.0	14.4
Total Defense	407.2	315.0
Pass Defense	208.8	196.9
Rushing Defense	198.4	118.1
Kickoff Return Avg.	17.30	18.44
Punt Return Avg.	6.08	8.82
Time of Possession	35:45	29:09
3rd Down Conv. Pct.	38.8%	40.6%
Opp. 3rd-D Conv. Pct.	44.6%	33.1%
TO Margin	0.00	0.00
Net Punting	40.88	40.65
Fumbles Recovered	7	5
Passes Intercepted	9	7
Fumbles Lost	8	6
Turnovers Gained	16	12
Turnovers Lost	16	12
Passing Efficiency	147.10	122.73
Pass Efficiency Defense	119.13	110.16
Fewest Penalties	52	42
Fewest Yards Penalized	484	351
Sacks	2.00	2.63
Sacks Allowed	2.44	2.00
Tackles for Loss	4.7	6.6
First Downs	207	141
First Downs Allowed	161	135
Red Zone Offense	0.825	0.800
Red Zone Defense	0.774	0.870

► 2016 CONFERENCE (FBS) RANKS

CATEGORY	ARKANSAS	LSU
Scoring Offense	7 (55)	11 (82)
Total Offense	7 (51)	10 (85)
Rushing Offense	9 (73)	6 (34)
Passing Offense	3 (45)	13 (110)
Scoring Defense	10 (75)	3 (6)
Total Defense	9 (67)	3 (13)
Pass Defense	7 (43)	4 (25)
Rushing Defense	11 (91)	2 (19)
Kickoff Return Avg.	14 (120)	13 (112)
Punt Return Avg.	9 (87)	6 (54)
Time of Possession	1 (1)	9 (74)
3rd Down Conv. Pct.	8 (75)	5 (58)
Opp. 3rd-D Conv. Pct.	13 (108)	3 (20)
TO Margin	9 (62)	9 (62)
Net Punting	5 (18)	6 (22)
Fumbles Recovered	7 (38)	11 (66)
Passes Intercepted	7 (42)	9 (66)
Fumbles Lost	7 (94)	5 (61)
Turnovers Gained	6 (37)	12 (82)
Turnovers Lost	10 (90)	4 (35)
Passing Efficiency	2 (29)	11 (85)
Pass Efficiency Defense	8 (32)	4 (17)
Fewest Penalties	6 (46)	2 (12)
Fewest Yards Penalized	10 (60)	2 (10)
Sacks	9 (74)	4 (36)
Sacks Allowed	13 (90)	8 (61)
Tackles for Losses	13 (109)	5 (36)
First Downs	4 (36)	14 (125)
First Downs Allowed	5 (22)	3 (6)
Red Zone Offense	8 (71)	10 (89)
Red Zone Defense	7 (34)	12 (86)

► THE SERIES

LSU leads the series 37-22-2

Date	UA/Opp Rnk	Site	Result
Nov. 22, 1901		Baton Rouge, La.	L, 15-0
Nov. 30, 1906		Baton Rouge, La.	T, 6-6
Nov. 9, 1907		Baton Rouge, La.	L, 17-12
Nov. 26, 1908		Little Rock, Ark.	L, 36-4
Nov. 13, 1909		Memphis, Tenn.	W, 16-0
Nov. 24, 1910		Little Rock, Ark.	W, 51-0
Nov. 23, 1911		Little Rock, Ark.	W, 11-0
Nov. 9, 1912		Little Rock, Ark.	L, 7-6
Nov. 8, 1913		Shreveport, La.	L, 12-7
Nov. 7, 1914		Shreveport, La.	W, 20-12
Nov. 6, 1915		Shreveport, La.	L, 13-7
Nov. 4, 1916		Shreveport, La.	L, 17-7
Nov. 3, 1917		Shreveport, La.	W, 14-0
Oct. 25, 1919		Shreveport, La.	L, 20-0
Nov. 6, 1920		Shreveport, La.	L, 3-0
Nov. 5, 1921		Shreveport, La.	L, 10-7
Oct. 28, 1922		Shreveport, La.	W, 40-6
Oct. 27, 1923		Shreveport, La.	W, 26, 13
Nov. 1, 1924		Shreveport, La.	W, 10-7
Oct. 31, 1925		Shreveport, La.	W, 12-0
Nov. 6, 1926		Shreveport, La.	L, 14-0
Oct. 29, 1927		Shreveport, La.	W, 28-0
Nov. 3, 1928		Shreveport, La.	W, 7-0
Nov. 2, 1929		Shreveport, La.	W, 32-0
Nov. 1, 1930		Shreveport, La.	L, 27-12
Oct. 24, 1931		Shreveport, La.	L, 13-6
Oct. 22, 1932		Shreveport, La.	L, 14-0
Oct. 21, 1933		Shreveport, La.	L, 20-0
Oct. 20, 1934		Shreveport, La.	L, 16-0
Oct. 19, 1935		Shreveport, La.	L, 13-7

► AGAINST LSU

100-YARD RUSHING PERFORMANCES

Player	Date	Rushes	Yards	TDs
Darren McFadden	11/23/07	32	206	3
Darren McFadden	11/24/06	21	182	2
Cedric Cobbs	11/28/03	21	169	1
Chrys Chukwuma	11/27/98	29	166	2
Knile Davis	11/27/10	30	152	1
Brandon Holmes	11/24/00	42	143	1
Oscar Malone	11/27/93	10	143	2
Alex Collins	11/14/15	16	141	2
Felix Jones	11/24/06	16	137	1
Dennis Johnson	11/28/08	18	127	1
Carlton Calvin	11/27/93	14	123	2
Fred Talley	11/29/02	15	118	1
Marius Johnson	11/27/93	19	106	0

300-YARD PASSING PERFORMANCES

Player	Date	C-A	Yards	TDs
Clint Stoerner	11/28/97	18-38	387	2
Tyler Wilson	11/23/12	31-52	369	1
Clint Stoerner	11/27/98	27-38	334	2
Ryan Mallett	11/27/10	13-23	320	3

100-YARD RECEIVING PERFORMANCES

Player	Date	Rec.	Yards	TDs
Cobi Hamilton	11/27/10	3	164	2
Anthony Eubanks	11/28/97	4	142	1
Anthony Lucas	11/28/97	6	137	1
Bobby Crockett	1/1/66	10	129	1
Greg Childs	11/28/09	5	124	0
George Wilson	11/23/01	7	115	1

TOTALS

100-Yard Rushing Games (Players): 13 (12)
 300-Yard Passing Games (Players): 4 (3)
 100-Yard Receiving Games (Players): 6 (6)

Oct. 24, 1936	NR/13	Shreveport, La.	L, 19-7
Jan. 1, 1947	16/8	Dallas, Texas	T, 0-0
Nov. 21, 1953		Little Rock, Ark.	L, 9-8
Nov. 20, 1954	9/NR	Shreveport, La.	L, 7-6
Nov. 19, 1955		Little Rock, Ark.	L, 13-7
Nov. 24, 1956		Shreveport, La.	L, 21-7
Jan. 1, 1966	7/15	Dallas, Texas	L, 14-7
Nov. 27, 1992		Fayetteville, Ark.	W, 30-6
Nov. 27, 1993		Baton Rouge, La.	W, 42-24
Nov. 26, 1994		Little Rock, Ark.	L, 30-12
Nov. 18, 1995	14/NR	Baton Rouge, La.	L, 28-0
Nov. 29, 1996	NR/19	Little Rock, Ark.	L, 17-7
Nov. 28, 1997	NR/17	Baton Rouge, La.	L, 31-21
Nov. 27, 1998	13/NR	Little Rock, Ark.	W, 41-14
Nov. 26, 1999	17/NR	Baton Rouge, La.	L, 35-10
Nov. 24, 2000	NR/24	Little Rock, Ark.	W, 14-3
Nov. 23, 2001	24/NR	Baton Rouge, La.	L, 41-38
Nov. 29, 2002	NR/18	Little Rock, Ark.	W, 21-20
Nov. 28, 2003	NR/3	Baton Rouge, La.	L, 55-24
Nov. 26, 2004	NR/12	Little Rock, Ark.	L, 43-14
Nov. 19, 2005	NR/3	Baton Rouge, La.	L, 19-17
Nov. 24, 2006	5/9	Little Rock, Ark.	L, 31-26
Nov. 23, 2007	NR/1	Baton Rouge, La.	W, 50-48 (3OT)
Nov. 28, 2008		Little Rock, Ark.	W, 31-30
Nov. 28, 2009		Baton Rouge, La.	L, 33-30 (OT)
Nov. 27, 2010	12/6	Little Rock, Ark.	W, 31-23
Nov. 25, 2011	3/1	Baton Rouge, La.	L, 41-17
Nov. 23, 2012	NR/8	Fayetteville, Ark.	L, 20-13
Nov. 29, 2013	NR/15	Baton Rouge, La.	L, 31-27
Nov. 15, 2014	NR/20	Fayetteville, Ark.	W, 17-0
Nov. 14, 2015	NR/9	Baton Rouge, La.	W, 31-14

► INSIDE THE SERIES

All-Time Record: LSU leads 37-22-2

Streak: W2

In Fayetteville: Arkansas leads 2-1

Streak: W1

In Baton Rouge: LSU leads 11-3-1

Streak: W1

In Little Rock: LSU leads 8-7

In Shreveport: LSU leads 16-9

Games Decided by 7 Points Or Less: LSU leads 18-5

► ON THIS DATE: NOV. 12

Year	Opponent	Result	Score
1904	Wichita State	W	12-6
1905	Transylvania	L	6-0
1921	Phillips	T	0-0
1926	TCU	L	10-7
1927	Oklahoma State	W	33-20
1932	at SMU	L	13-7
1938	at SMU	L	19-6
1949	at No. 12 SMU	L	34-6
1955	at SMU	W	6-0
1960	SMU	W	26-3
1966	No. 15 SMU	W	22-0
1977	at No. 11 Texas A&M	W	26-20
1983	at Texas A&M	L	36-23
1988	Texas A&M	W	25-20
1994	Northern Illinois	W	30-27
2005	at Ole Miss	W	28-17
2011	Tennessee	W	49-7

- Joe Adams put on a show against Tennessee in 2011. Scoring two touchdowns, including one 60-yard punt return, Adams teamed up with Dennis Johnson to combine for 252 all-purpose yards, defeating Tennessee, 49-7.

- In 1988, Ken Hatfield led the Hogs to a 10-2 record including 10-straight wins and an undefeated SWC record. The final win that year coming against Texas A&M, 25-20.





HEAD COACH BRET BIELEMA

► THE COACH B FILE

COACHING HISTORY

2013-Pres.	Arkansas (Head Coach)
2006-12	Wisconsin (Head Coach)
2004-05	Wisconsin (Def. Coord./Linebackers)
2002-03	Kansas State (Co-Def. Coord./LB)
1996-2001	Iowa (Linebackers)
1994-95	Iowa (Graduate Assistant)

PLAYING HISTORY

1989-92	Iowa (Defensive Tackle)
---------	-------------------------

POSTSEASON EXPERIENCE

HEAD COACH

Arkansas	2016 Liberty Bowl
	2014 Texas Bowl
Wisconsin	2013 Rose Bowl
	2012 Rose Bowl
	2011 Rose Bowl
	2009 Champs Sports Bowl
	2008 Champs Sports Bowl
	2008 Outback Bowl
	2007 Capital One Bowl

ASSISTANT COACH

Wisconsin	2006 Capital One Bowl
	2005 Outback Bowl
Kansas State	2004 Fiesta Bowl
	2002 Holiday Bowl
Iowa	2001 Alamo Bowl
	1997 Sun Bowl
	1996 Alamo Bowl
	1995 Sun Bowl

PLAYER

Iowa	1991 Rose Bowl
	1991 Holiday Bowl

► BY THE NUMBERS

108

Coch Bielema has had **108** 100-yard rushers over his 11 seasons as a head coach at Arkansas and Wisconsin.

100

During coach Bielema's first 3 years at Arkansas, a league-high **100** Razorbacks earned a spot on the SEC Fall Academic Honor Roll.

19

A former walk-on at Iowa, coach Bielema has awarded **19** scholarships to walk-ons at Arkansas since 2013.

14

14 Razorbacks have been selected in the NFL Draft over the last three years, good for fourth-most in the SEC over that span.

2

In the last 5 years, coach Bielema has mentored **2** QBs that have led the FBS in QBR Rating in Brandon Allen (2015) & Russell Wilson (2011).



► YEAR-BY-YEAR HEAD COACHING RECORD

Year	School	Overall	Conference	Bowl	Final Ranking
2006	Wisconsin	12-1	7-1 (T-2nd)	Capital One (Beat No. 12 Arkansas, 17-14)	No. 7
2007	Wisconsin	9-4	5-3 (4th)	Outback (Lost to No. 16 Tennessee, 21-17)	No. 24
2008	Wisconsin	7-6	3-5 (T-6th)	Champs Sports (Lost to Florida St., 42-13)	--
2009	Wisconsin	10-3	5-3 (T-4th)	Champs Sports (Beat No. 14 Miami, 20-14)	No. 16
2010	Wisconsin	11-2	7-1 (T-1st)	Rose (Lost to No. 3 TCU, 21-19)	No. 7
2011	Wisconsin	11-3	6-2 (1st)	Rose (Lost to No. 6 Oregon, 45-38)	No. 10
2012	Wisconsin	8-5	4-4 (1st)	Rose (Lost to No. 8 Stanford, 20-14)*	--
2013	Arkansas	3-9	0-8 (7th West)	--	--
2014	Arkansas	7-6	2-5 (7th West)	Texas (Beat Texas, 31-7)	--
2015	Arkansas	8-5	5-3 (T-3rd West)	Liberty (Beat Kansas State, 45-23)	--
2016	Arkansas	6-3	2-3	--	--
TOTALS		92-47	46-38	4-4	

^ - Won Big Ten Championship Game | * - Did not coach in Rose Bowl and loss is not reflected in record

The University of Arkansas captivated the college football world by naming Bret Bielema the 32nd head coach in Razorback history on December 2012. Since arriving in Fayetteville, Bielema, who enters his fourth season on The Hill, has in turn captivated the passionate Razorback fan base and the state with the culture he is creating and the standards he is holding the program to.

Throughout his head coaching career, Bielema has won three conference championships and coached 13 first-team All-Americans, numerous award winners, 39 NFL Draft picks and NFL superstars. Among the NFL players coached by Bielema are three-time Defensive Player of the Year J.J. Watt, Super Bowl winning quarterback Russell Wilson and No. 1 overall draft pick and eight-time Pro Bowler Joe Thomas.

Backed by his "Five Edges" to success, Bielema represented the qualities Arkansas was looking for: a leader of young men who holds student-athletes responsible both on and off the field and a coach who has a proven record of winning championships.

Bielema's recruitment philosophy of building a program on "uncommon" men have yielded record-setting results in the classroom. Arkansas posted a 2.94 team GPA in the spring of 2015, the highest recorded mark on record. Helping build the record-setting team GPA were 40 student-athletes on the Southeastern Conference (SEC) Fall Academic Honor Roll, good for the most in the conference. During Bielema's three seasons, Arkansas leads the SEC with 100 student-athletes on the SEC Fall Academic Honor Roll, while the 40 honorees in 2015 is the most by one school since he joined the league.

In 2015, Arkansas' off the field success was accompanied by on the field results to the tune of winning six of its last seven games and finishing in a tie for third place in the SEC West with a 5-3 mark. The Razorbacks displayed the resolve of their head coach by bouncing back from a tough start to pick up three SEC road wins and two overtime victories in conference action. Arkansas' wins at Tennessee, Ole Miss and LSU marked the first time in program history that the Razorbacks won three road games against teams that finished in the final Associated Press Top 25 poll.

Arkansas' surge in late October through November set up a Liberty Bowl matchup with Kansas State and one of Bielema's mentors head coach Bill Snyder. For the second-straight year the Razorbacks capped the season with a win in front of a large contingent of Arkansas fans, defeating Kansas State 45-23. With the win, Bielema became the first coach in program history to win back-to-back bowl games while Arkansas is the only SEC West team to win a bowl game each of the last two years.



GAME NOTES

► COACH B's RECORD WHEN ...

Scoring First.....	69-22
Opponent Scores First.....	23-25

Leading After 1st Quarter.....	61-13
Leading At Halftime.....	72-14
Leading After 3rd Quarter.....	81-13

Scoring 20+ Points.....	85-21
Scoring 30+ Points.....	71-7
Scoring 40+ Points.....	41-1
Scoring 50+ Points.....	19-1
Scoring 60+ Points.....	8-0
Scoring 70+ Points.....	5-0
Scoring 80+ Points.....	1-0

400+ Yards Total Offense.....	62-15
500+ Yards Total Offense.....	21-3
600+ Yards Total Offense.....	10-0

200+ Rushing Yards.....	58-13
300+ Rushing Yards.....	20-0
400+ Rushing Yards.....	7-0
500+ Rushing Yards.....	2-0

200+ Passing Yards.....	51-21
300+ Passing Yards.....	10-5

20+ First Downs.....	68-20
40 percent+ 3rd-Down Conv.....	69-19
2 or Fewer Turnovers.....	81-33

15 or Fewer Points Allowed.....	46-2
20 or Fewer Points Allowed.....	61-7

300 or Less Yds Total Off Allowed.....	48-5
150 or Less Rush Yds Allowed.....	70-23
100 or Less Rush Yds Allowed.....	42-12
150 or Less Pass Yds Allowed.....	33-9
100 or Less Pass Yds Allowed.....	14-5

15 or Less 1st Downs Allowed.....	46-5
2+ Turnovers Forced.....	49-17

More Rush Yards.....	84-19
More Pass Yards.....	51-17

Fewer Turnovers.....	46-10
More Time of Possession.....	70-27
More First Downs.....	77-19

Fewer Penalties.....	40-20
1 Penalty.....	3-2
2-5 Penalties.....	57-23
6-9 Penalties.....	31-19
10+ Penalties.....	1-3

Special Teams Touchdown.....	10-3
------------------------------	------

100-Yard Rusher.....	74-15
200-Yard Passer.....	49-20
100-Yard Receiver.....	24-13
100-Yd Rusher+200-Yd Passer.....	12-6

HEAD COACH BRET BIELEMA

A key ingredient in Arkansas' success in 2015 was its balance and efficiency on offense. The Razorbacks led the SEC in scoring in conference games (34.4) while reaching 50+ points four times during the final six regular season games, breaking the previous program single-season record of three set in 1910, 1916 and 2007. Arkansas was the only school in the SEC and one of eight nationally to have both a 3,000-yard passer and 1,000-yard rusher during the regular season. Brandon Allen's 30 touchdowns through the air and Alex Collins' program record 20 scores on the ground made them the only duo in the nation to hit those statistical peaks.

Individual records and postseason accolades stacked up during and after the 2015 season, highlighted by junior tight end Hunter Henry winning the John Mackey Award. A consensus first-team All-American, Henry led all FBS tight ends with 739 yards receiving, as Arkansas became the first program to have two players win the John Mackey Award. Collins became just the third player in SEC history to start his career with three straight seasons of 1,000-yards rushing en route to earning All-America third team honors from Athlon. Paving the way for Collins was senior offensive lineman Sebastian Tretola, who was the co-recipient of the Jacobs Blocking trophy as the SEC's top blocker. Tretola was named a first-team All-American by Sports Illustrated and a second-team All-American by three other outlets.

Bielema is building Arkansas into a pro-style football program that prepares players for the NFL. He has had 39 draft picks in 10 seasons, good for the second-most among current head coaches with 10 years or less experience.

Since Bielema's arrival, a total of 14 Razorbacks have been selected in the NFL Draft which ranks as the fourth-most among SEC programs during that span. After having four defensive players chosen in the 2015 NFL Draft - the school's most since 1989 - Arkansas saw five offensive players find NFL homes during the 2016 draft. The five offensive players taken were the second-most from one school in the 2016 NFL Draft.

Henry was not only the first Razorback taken in the 2016 NFL Draft but also the first tight end selected when he went in the second round to the San Diego Chargers. Jonathan Williams (Buffalo Bills) and Collins (Seattle Seahawks) became just the second running back duo since Arkansas greats Darren McFadden and Felix Jones in 2008 to be picked in the top five rounds of the same NFL Draft when they both went in the fifth round. Less than 30 picks after Collins, both Tretola (Tennessee Titans) and Allen (Jacksonville Jaguars) came off the board in the sixth round to round out the program's most offensive players taken in the same draft since 2008.

Arkansas closed 2014 and its second season under Bielema by winning three of its final four games against traditional powers LSU, Ole Miss and Texas. The victories marked the first time in school history the Hogs have defeated those three teams in the same season. The Razorbacks finished 7-6 with a 31-7 victory over Texas in the AdvoCare V100 Texas Bowl, marking Arkansas' first winning season since 2011.

Bielema has always prided himself on a balanced offensive attack and that is exactly what the Razorbacks accomplished in 2014. Running backs Williams and Collins were the only FBS teammates to rush for more than 1,000 yards each and both players finished in the top five of the SEC in rushing totals.

Arkansas was the SEC's most improved defense in 2014, allowing just 19.2 points per game. With an 11.9 points per game improvement from the previous season, the Razorbacks had the seventh-most improved defense in the nation. Arkansas became the first unranked team in college football history to post back-to-back shutouts over ranked opponents after blanking No. 20 LSU and No. 8 Ole Miss. Senior linebacker and consensus first-team All-SEC selection Martrell Spaight was the first Razorback to ever lead the SEC with 128 total tackles.

In his first season at Arkansas (2013), the Razorbacks had five student-athletes named Freshmen All-Americans: Collins, offensive linemen Denver Kirkland and Dan Skipper, Henry and defensive tackle Darius Philon. Collins was named the SEC Freshman of the Year.

Bielema lettered from 1989-92 at Iowa after joining the program as a walk-on. He earned a scholarship after his first year and was a member of Iowa's 1990 Big Ten championship team. A starter as a junior in 1991, he was a team co-captain as a senior. Bielema signed a free agent contract with the Seattle Seahawks and later completed his playing career with the Milwaukee Mustangs of the Arena Football League.

A 1992 graduate of Iowa with a degree in marketing, Bielema married his wife, Jen, on March 10, 2012.

► PRO READY

- With the NFL's rosters trimmed to 53 on Sept. 3, all five of Arkansas' 2016 draft picks earned a spot on an opening week roster with the team that selected them. Since Bielema arrived, Arkansas ranks fourth in the SEC with 14 NFL Draft picks over the last three years.
- Coach Bielema has had a player at every offensive and defensive position selected in the NFL Draft except a safety.
- Coach Bielema has had at least four players taken in an NFL Draft in seven of his 10 years as a head coach.

► BEING BRET BIELEMA

Four new episodes of the mini-series "BEING Bret Bielema" produced by Sports Talk with Bo and JM Associates made their way to prime time in August on ESPN. Each 30-minute episode will re-air throughout the college football season on ESPN.





Currently No. 10 on Arkansas' career sacks list with 16.5, **DE DEATRICH WISE JR.** had a career-best 2.5 sacks at LSU in 2015.



► OFFENSE

WR1 80 Drew Morgan (Sr., 6-0, 193) - OR -
1 Jared Cornelius (Jr., 5-11, 212)

WR2 4 Keon Hatcher (Sr., 6-2, 207)
81 Cody Hollister (Sr., 6-4, 209)

TE 83 Jeremy Sprinkle (Sr., 6-6, 256)
44 Austin Cantrell (R-Fr., 6-4, 269)

LT 70 Dan Skipper (Sr., 6-10, 319)
64 Jake Hall (So., 6-5, 266)

LG 51 Hjalte Froholdt (So., 6-4, 318)
50 Jake Raulerson (Jr., 6-4, 301)

C 72 Frank Ragnow (Jr., 6-5, 319)
75 Zach Rogers (So., 6-1, 306)

RG 62 Johnny Gibson (So., 6-4, 344)
79 Jalen Merrick (R-Fr., 6-4, 327)

RT 60 Brian Wallace (So., 6-6, 335)
74 Colton Jackson (R-Fr., 6-6, 300)

QB 8 Austin Allen (Jr., 6-1, 209)
5 Ty Storey (R-Fr., 6-2, 212)

RB 22 Rawleigh Williams III (So., 5-10, 226)
21 Devwah Whaley (Fr., 5-11, 216)
6 T.J. Hammonds (Fr., 5-10, 197)

FB 34 Kendrick Jackson (So., 6-1, 255)
32 Hayden Johnson (Fr., 6-3, 248)

► DEFENSE

DE 6 JaMichael Winston (Sr., 6-4, 260) - OR -
97 Tevin Beanum (Jr., 6-4, 251)
96 Karl Roesler (Jr., 6-1, 256)

DT 94 Taiwan Johnson (Sr., 6-2, 284)
41 Austin Capps (Fr., 6-4, 309)

DT 3 McTelvin Agim (Fr., 6-3, 289)
78 Bijhon Jackson (Jr., 6-2, 335)

DE 55 Jeremiah Ledbetter (Sr., 6-3, 280)
48 Deatrich Wise Jr. (Sr., 6-5, 271)

SLB 10 Randy Ramsey (So., 6-4, 228)
21 Josh Williams (Sr., 6-1, 249)

MLB 51 Brooks Ellis (Sr., 6-2, 245)
45 Josh Harris (So., 5-10, 239)

WLB 35 Dwayne Eugene (Jr., 6-1, 235) - OR -
8 De'Jon Harris (Fr., 6-0, 255)

CB 29 Jared Collins (Sr., 5-11, 173)
2 DJ Dean (Sr., 5-11, 199)

FS 28 Josh Liddell (Jr., 6-1, 210)
38 Reid Miller (So., 5-9, 197)
20 De'Andre Coley (Jr., 6-1, 214)

SS 9 Santos Ramirez (So., 6-2, 205)
20 De'Andre Coley (Jr., 6-1, 214)

CB 5 Henre' Toliver (Jr., 6-1, 185) - OR -
11 Ryan Pulley (So., 5-11, 198)

► SPECIAL TEAMS

K 48 Adam McFain (Sr., 6-0, 187)
9 Cole Hedlund (So., 5-10, 171)

P 37 Toby Baker (Sr., 6-3, 215)
8 Blake Johnson (R-Fr., 6-0, 193)

KO 48 Adam McFain (Sr., 6-0, 187)
42 Connor Limpert (Fr., 6-1, 176)

KS 49 Robert Decker (Jr., 6-0, 249)
56 Matt Emrich (Sr., 6-3, 198)

DS 56 Matt Emrich (Sr., 6-3, 198)
49 Robert Decker (Jr., 6-0, 249)

H 37 Toby Baker (Sr., 6-3, 215)
56 Matt Emrich (Sr., 6-3, 198)

KOR 13 Deon Stewart (R-Fr., 5-11, 164)
4 Keon Hatcher (Sr., 6-2, 207)

PR 1 Jared Cornelius (Jr., 5-11, 212)
80 Drew Morgan (Sr., 6-0, 193)



GAME NOTES

► NUMERICAL ROSTER

No	Name	Pos	Ht	Wt	Cl/Exp	Hometown (HS/Other)
1	Jared Cornelius	WR	5-11	212	Jr./2L	Shreveport, La. (Evangel Christian Academy)
2	DJ Dean	DB	5-11	199	Sr./3L	Newton, Texas (Newton HS)
3	McTelvin Agim	DL	6-3	289	Fr./HS	Texarkana, Texas (Hope HS [Ark.])
3	Dominique Reed	WR	6-3	175	Sr./1L	Camden, Ark. (Fairview HS/Coffeyville CC [Kan.])
4	Keon Hatcher	WR	6-2	207	Sr./3L	Owasso, Okla. (Owasso HS)
4	Alexy Jean-Baptiste	LB	6-2	231	Fr./HS	Pompano Beach, Fla. (Coconut Creek HS)
5	Ty Storey	QB	6-2	212	R-Fr./RS	Charleston, Ark. (Charleston HS)
5	Henre' Toliver	DB	6-1	185	Jr./2L	Marrero, La. (Archbishop Rummel HS)
6	T.J. Hammonds	RB	5-10	197	Fr./HS	Little Rock, Ark. (Robinson HS)
6	JaMichael Winston	DL	6-4	260	Sr./3L	Pritchard, Ala. (Vigor HS)
7	Briston Guidry	DL	6-3	294	Fr./HS	Metairie, La. (Archbishop Rummel HS)
7	Damon Mitchell	RB	6-2	215	Jr./1L	Egg Harbor City, N.J. (Cedar Creek HS)
8	Austin Allen	QB	6-1	209	Jr./2L	Fayetteville, Ark. (Fayetteville HS)
8	De'Jon Harris	LB	6-0	255	Fr./HS	Harvey, La. (John Ehret HS)
8	Blake Johnson	P	6-0	193	R-Fr./RS	Long Beach, Calif. (Los Alamitos HS)
9	Cole Hedlund	K	5-10	171	So./1L	Argyle, Texas (Argyle HS)
9	Santos Ramirez	DB	6-2	205	So./1L	Shreveport, La. (Evangel Christian Academy)
9	Ricky Town	QB	6-3	214	R-Fr./RS	Thousand Oaks, Calif. (St. Bonaventure HS/USC)
10	Jordan Jones	WR	6-1	184	Fr./HS	Smackover, Ark. (Smackover HS)
10	Randy Ramsey	DE	6-4	228	So./1L	Fort Lauderdale, Fla. (Dillard HS)
11	Will Gragg	TE	6-4	254	R-Fr./RS	Dumas, Ark. (Dumas HS)
11	Ryan Pulley	DB	5-11	198	So./1L	Fort Myers, Fla. (Island Coast HS)
11	Britto Tutt	DB	6-2	177	So./JC	Augusta, Ga. (Academy of Richmond County/Ventura College [Calif.])
13	Deon Stewart	WR	5-11	164	R-Fr./RS	Highland, Ark. (Highland HS)
14	Carson Proctor	QB	6-4	211	Fr./HS	Vero Beach, Fla. (Vero Beach HS)
14	River Warnock	WR	5-11	185	So./HS	North Little Rock, Ark. (North Little Rock HS/Crowder College [Mo.])
15	Nate Dalton	DB	6-3	190	R-Fr./RS	Baton Rouge, La. (Cypress Falls HS)
15	Cole Kelley	QB	6-7	258	Fr./HS	Lafayette, La. (Teurlings Catholic HS)
16	La'Michael Pettway	WR	6-2	216	R-Fr./RS	Nashville, Ark. (Nashville HS)
17	Kofi Boateng	WR	6-1	183	Fr./HS	Arlington, Texas (Lamar HS)
18	Cameron Colbert	WR	6-1	208	So./1L	Little Rock, Ark. (Pulaski Academy)
18	Jack Lindsey	QB	6-3	184	Fr./HS	Fayetteville, Ark. (Springdale HS)
19	Anthony Antwine	TE	6-4	222	Jr./2L	Plano, Texas (Plano Senior HS)
19	Giovanni LaFrance	LB	6-1	255	Fr./HS	New Orleans, La. (Saint Augustine HS)
20	Troy Allison	WR	6-1	193	So./SQ	McGregor, Texas (McGregor HS)
20	De'Andre Coley	DB	6-1	214	Jr./2L	Miami, Fla. (Northwestern HS)
21	Devwah Whaley	RB	5-11	216	Fr./HS	Beaumont, Texas (Central HS)
21	Josh Williams	LB	6-1	249	Sr./2L	Fort Lauderdale, Fla. (Dillard HS/Dodge City CC [Kan.])
22	Deon Edwards	DB	6-1	205	Fr./HS	Clermont, Fla. (Lake Minneola HS)
22	Rawleigh Williams III	RB	5-10	226	So./1L	Dallas, Texas (Bishop Lynch HS)
23	Dre Greenlaw	LB	6-0	226	So./1L	Fayetteville, Ark. (Fayetteville HS)
24	Ryder Lucas	DB	6-0	190	So./1L	The Woodlands, Texas (The Woodlands College Park HS)
24	Kody Walker	RB	6-2	240	Sr./3L	Jefferson City, Mo. (Jefferson City HS)
25	Micahh Smith	DB	6-0	195	Fr./HS	Marshall, Texas (Marshall HS)
26	Matt Dodson	DB	5-10	208	Jr./SQ	McKinney, Texas (Boyd HS)
26	Justice Hobbs	RB	5-10	220	Fr./HS	Farmington, Ark. (Farmington HS)
27	Khalia Hackett	LB	6-2	223	Jr./2L	Douglasville, Ga. (South Paulding HS)
28	Josh Liddell	DB	6-1	210	Jr./2L	Pine Bluff, Ark. (Dollarway Senior HS)
29	Jared Collins	DB	5-11	173	Sr./3L	Tulsa, Okla. (Booker T. Washington HS)
30	Kevin Richardson II	DB	6-0	178	Jr./2L	Jacksonville, Ark. (Jacksonville HS)
31	Connor McPherson	RB	5-7	208	Jr./SQ	The Woodlands, Texas (College Park HS)
31	Grant Morgan	LB	5-11	220	Fr./HS	Greenwood, Ark. (Greenwood HS)
32	Dylan Calhoun	DB	5-10	185	So./TR	Waxahachie, Texas (Waxahachie HS)
32	Hayden Johnson	FB	6-3	248	Fr./HS	Columbia, Mo. (Rock Bridge HS)
33	Dee Walker	LB	6-2	208	Fr./HS	Moultrie, Ga. (Colquitt County HS)
34	Kendrick Jackson	FB	6-1	255	So./1L	Haynesville, La. (Haynesville HS)
35	Dwayne Eugene	LB	6-1	235	Jr./2L	Marrero, La. (Archbishop Rummel HS)
36	Cory Hollowell	DB	6-2	202	So./HS	Corona, Calif. (Orange Lutheran HS)
37	Toby Baker	P	6-3	215	Sr./1L	Memphis, Tenn. (Memphis University HS)
37	Devin Buckner	DB	5-10	190	Fr./HS	Pine Bluff, Ark. (White Hall HS)
38	Reid Miller	DB	5-9	197	So./1L	Holidaysburg, Pa. (IMG Academy [Fla.])
39	Juan Day	RB	6-1	214	So./1L	North Little Rock, Ark. (North Little Rock HS)
39	Byron Keaton	DB	5-10	183	R-Fr./RS	Camden, Ark. (Fairview HS)
40	Jamario Bell	TE	6-5	252	R-Fr./RS	Junction City, Ark. (Junction City HS)
41	Austin Capps	DL	6-4	309	Fr./HS	Star City, Ark. (Star City HS)
41	Chris Jones	FB	5-11	249	Jr./2L	DeQueen, Ark. (DeQueen HS)
42	Connor Limpert	K	6-1	176	Fr./HS	Allen, Texas (Allen HS)
42	Jonathan Marshall	DL	6-4	299	Fr./HS	Shepherd, Texas (Shepherd HS)
43	George Madden	LS	6-1	230	R-Fr./RS	Blanchard, Okla. (Blanchard HS)
44	Austin Cantrell	TE	6-4	269	R-Fr./RS	Roland, Okla. (Roland HS)

► ALPHABETICAL ROSTER

No	Name	Pos
3	McTelvin Agim	DL
8	Austin Allen	QB
20	Troy Allison	WR
19	Anthony Antwine	TE
37	Toby Baker	P
97	Tevin Beenum	DL
40	Jamario Bell	TE
17	Kofi Boateng	WR
53	Ben Brasuell	LB
37	Devin Buckner	DB
32	Dylan Calhoun	DB
44	Austin Cantrell	TE
41	Austin Capps	DL
46	Damani Carter	FB
18	Cameron Colbert	WR
20	De'Andre Coley	DB
29	Jared Collins	DB
1	Jared Cornelius	WR
15	Nate Dalton	DB
39	Juan Day	RB
98	Daytreon Dean	DL
2	DJ Dean	DB
49	Robert Decker	LS
26	Matt Dodson	DB
22	Deon Edwards	DB
51	Brooks Ellis	LB
56	Matt Emrich	LS/H
86	Tobias Enlow	WR
35	Dwayne Eugene	LB
51	Hjalte Froholdt	OL
62	Johnny Gibson	OL
11	Will Gragg	TE
23	Dre Greenlaw	LB
7	Briston Guidry	DL
89	Grayson Gunter	TE
27	Khalia Hackett	LB
91	Elias Hale	DL
64	Jake Hall	OL
67	Tyler Hall	OL
6	T.J. Hammonds	RB
71	Jackson Hannah	OL
8	De'Jon Harris	LB
45	Josh Harris	LB
4	Keon Hatcher	WR
69	Dylan Hays	OL
9	Cole Hedlund	K
55	Jake Heinrich	OL
26	Justice Hobbs	RB
81	Cody Hollister	WR
36	Cory Hollowell	DB
78	Bijhon Jackson	DL
74	Colton Jackson	OL
34	Kendrick Jackson	FB
4	Alexy Jean-Baptiste	LB
8	Blake Johnson	P
32	Hayden Johnson	FB
94	Taiwan Johnson	DL
41	Chris Jones	FB
10	Jordan Jones	WR
39	Byron Keaton	DB
15	Cole Kelley	QB
87	Jack Kraus	TE
19	Giovanni LaFrance	LB
54	Blake Lagrone	DL
55	Jeremiah Ledbetter	DL
99	Brandon Lewis	DL
28	Josh Liddell	DB
42	Connor Limpert	K
18	Jack Lindsey	QB
24	Ryder Lucas	DB





► NUMERICAL ROSTER

No	Name	Pos	Ht	Wt	Cl/Exp	Hometown (HS/Other)
45	Josh Harris	LB	5-10	239	So./1L	Pine Bluff, Ark. (Watson Chapel HS)
46	Damani Carter	FB	6-0	241	So./1L	Fayetteville, Ark. (Fayetteville HS)
47	Matt Reynolds	LB	6-1	211	Jr./SQ	McKinney, Texas (McKinney HS)
48	Adam McFain	K	6-0	187	Sr./2L	Greenwood, Ark. (Greenwood HS)
48	Deatrich Wise Jr.	DL	6-5	271	Sr./3L	Carrollton, Texas (Hebron HS)
49	Robert Decker	LS	6-0	249	Jr./SQ	Greenwich, Conn. (Greenwich HS/UConn)
50	Jake Raulerson	OL	6-4	301	Jr./TR	Celina, Texas (Celina HS/Texas)
51	Brooks Ellis	LB	6-2	245	Sr./3L	Fayetteville, Ark. (Fayetteville HS)
51	Hjalte Froholdt	OL	6-4	318	So./1L	Svendborg, Denmark (IMG Academy [Fla.])
52	T.J. Smith	DL	6-3	285	R-Fr./RS	Moultrie, Ga. (Colquitt County HS)
53	Ben Brasuell	LB	6-1	218	Fr./HS	Benton, Ark. (Benton HS)
53	Tyler Phillips	LB	6-1	232	R-Fr./RS	North Little Rock, Ark. (North Little Rock HS)
54	Blake Lagrone	DL	6-4	215	Fr./HS	Pine Bluff, Ark. (Watson Chapel HS)
55	Jake Heinrich	OL	6-4	295	Fr./HS	Urbandale, Iowa (Urbandale HS)
55	Jeremiah Ledbetter	DL	6-3	280	Sr./1L	Orlando, Fla. (Gainesville HS [Ga.]/Hutchinson CC [Kan.])
56	Matt Emrich	LS/H	6-3	198	Sr./3L	El Dorado, Ark. (El Dorado HS)
60	Brian Wallace	OL	6-6	335	So./1L	Florissant, Mo. (Christian Brothers College HS)
61	Cooper Sone	OL	6-2	277	R-Fr./SQ	Fayetteville, Ark. (Fayetteville HS)
62	Johnny Gibson	OL	6-4	344	So./1L	Dumas, Ark. (Dumas HS)
64	Jake Hall	OL	6-5	266	So./1L	Springdale, Ark. (Har-Ber HS)
67	Tyler Hall	OL	6-4	296	Fr./HS	Maumelle, Ark. (Maumelle HS)
69	Dylan Hays	OL	6-3	294	Fr./HS	Little Rock, Ark. (Little Rock Christian)
70	Dan Skipper	OL	6-10	319	Sr./3L	Arvada, Colo. (Ralston Valley HS)
71	Jackson Hannah	OL	6-2	282	So./SQ	Bentonville, Ark. (Bentonville HS)
72	Frank Ragnow	OL	6-5	319	Jr./2L	Victoria, Minn. (Chanhassen HS)
73	Deion Malone	OL	6-3	296	Jr./JC	Batesville, Miss. (South Panola HS/Northwest CC [Miss.])
74	Colton Jackson	OL	6-6	300	R-Fr./RS	Conway, Ark. (Conway HS)
75	Zach Rogers	OL	6-1	306	So./1L	Carrollton, Texas (Hebron HS)
76	Paul Ramirez	OL	6-6	299	Jr./JC	Rialto, Calif. (Rialto HS/San Bernardino Valley CC [Calif.])
78	Bijhon Jackson	DL	6-2	335	Jr./2L	El Dorado, Ark. (El Dorado HS)
79	Jalen Merrick	OL	6-4	327	R-Fr./RS	Oak Hill, Fla. (New Smyrna Beach HS)
80	Drew Morgan	WR	6-0	193	Sr./3L	Greenwood, Ark. (Greenwood HS)
81	Cody Hollister	WR	6-4	209	Sr./2L	Bend, Ore. (Mountain View HS/Arizona Western)
82	Luke Rossi	WR	5-11	197	So./1L	Edmond, Okla. (North HS)
83	Jeremy Sprinkle	TE	6-6	256	Sr./3L	White Hall, Ark. (White Hall HS)
84	D'Vone McClure	WR	6-2	219	Fr./HS	Rixey, Ark. (Jacksonville HS)
85	Cheyenne O'Grady	TE	6-4	251	R-Fr./RS	Fayetteville, Ark. (Fayetteville HS)
86	Tobias Enlow	WR	6-1	200	Fr./HS	North Little Rock, Ark. (North Little Rock HS)
86	Armon Watts	DL	6-5	293	So./1L	St. Louis, Mo. (Christian Brothers College HS)
87	Jack Kraus	TE	6-5	252	So./1L	Bentonville, Ark. (Bentonville HS)
89	Grayson Gunter	TE	6-6	232	Fr./HS	Madison, Miss. (Madison Central HS)
91	Elias Hale	DL	6-5	217	Fr./HS	Fayetteville, Ark. (Fayetteville HS)
91	Michael Taylor II	DL	6-3	245	So./JC	Orlando, Fla. (The First Academy/Riverside City College [Calif.])
94	Taiwan Johnson	DL	6-2	284	Sr./2L	Manvel, Texas (Manvel HS)
96	Karl Roesler	DL	6-1	256	Jr./2L	Louisville, Ky. (St. Xavier HS)
97	Tevin Beanum	DL	6-4	251	Jr./2L	Forrest City, Ark. (Forrest City HS)
98	Daytrion Dean	DL	6-3	281	R-Fr./RS	Fort Smith, Ark. (Northside HS)
99	Brandon Lewis	DL	6-4	274	Sr./3L	Memphis, Tenn. (Ridgeway HS)

► ALPHABETICAL ROSTER

No	Name	Pos
43	George Madden	LS
73	Deion Malone	OL
42	Jonathan Marshall	DL
84	D'Vone McClure	WR
48	Adam McFain	K
31	Connor McPherson	RB
79	Jalen Merrick	OL
38	Reid Miller	DB
7	Damon Mitchell	RB
80	Drew Morgan	WR
31	Grant Morgan	LB
85	Cheyenne O'Grady	TE
16	La'Michael Pettway	WR
53	Tyler Phillips	LB
14	Carson Proctor	QB
11	Ryan Pulley	DB
72	Frank Ragnow	OL
76	Paul Ramirez	OL
9	Santos Ramirez	DB
10	Randy Ramsey	DE
50	Jake Raulerson	OL
3	Dominique Reed	WR
47	Matt Reynolds	LB
30	Kevin Richardson II	DB
96	Karl Roesler	DL
75	Zach Rogers	OL
82	Luke Rossi	WR
70	Dan Skipper	OL
25	Micahh Smith	DB
52	T.J. Smith	DL
61	Cooper Sone	OL
83	Jeremy Sprinkle	TE
13	Deon Stewart	WR
5	Ty Storey	QB
91	Michael Taylor II	DL
5	Henre' Toliver	DB
9	Ricky Town	QB
11	Britto Tutt	DB
33	Dee Walker	LB
24	Kody Walker	RB
60	Brian Wallace	OL
14	River Warnock	WR
86	Armon Watts	DL
21	Devwah Whaley	RB
21	Josh Williams	LB
22	Rawleigh Williams III	RB
6	JaMichael Winston	DL
48	Deatrich Wise Jr.	DL

► PRONUNCIATIONS

PLAYERS

McTelvin Agim (UH-geem)	Jack Kraus (Krouse)
Juan (JOO-wahn) Day	Josh Liddell (LUH-dell)
Daytrion (DAY-tree-on) Dean	Frank Ragnow (RAG-now)
Matt Emrich (EM-rick)	Karl Roesler (RESS-ler)
Tobias Enlow (N-low)	Henre' (ON-ray) Toliver
Hjalte (YELL-duh) Froholdt (FRO-holt)	River Warnock (WAR-nick)
Khalia (KUH-lee-uh) Hackett	Devwah (DEV-wah) Whaley
De'Jon (DUH-Juhn) Harris	Deatrich (DEE-trich) Wise Jr.
Bijhon (BEE-jhon) Jackson	
Alexy Jean (gene)-Baptiste	

COACHES

Bret Bielema (BEE-luh-muh)
Dan Enos (EE-nohs)
Vernon Hargreaves (HAR-graves)
Barry Lunney (LUHN-ee) Jr.
Rory Segrest (SEE-grest)

► FOOTBALL STAFF

Coaching Staff

Bret Bielema Head Coach
Dan Enos Offensive Coord. / QBs
Robb Smith Defensive Coord. / Secondary
Kurt Anderson Offensive Line
Reggie Mitchell Running Backs
Vernon Hargreaves Linebackers
Paul Rhoads Defensive Backs
Barry Lunney Jr. Tight Ends
Rory Segrest Defensive Line / Specialists
Michael Smith Wide Receivers

Graduate Assistants

Brey Cook Offense
Alfred Davis Defense
Taylor Reed Offense
Mark Sheridan Defense

Quality Control

Tanner Burns Special Teams
David Parker Defense
John Roberts Offense

Support Staff

Ben Herbert Strength & Conditioning	Matt Engelbert Video
Mark Taurisani Football Operations	Matt Summers Athletic Training
EK Franks Recruiting	Bobby Allen HS/NFL Relations



► HONORS & AWARDS

MCTELVIN AGIM, FR., DL*Preseason*

- Phil Steele No. 11 freshman defensive lineman in the nation
- Lindy's No. 7 Fab Freshman in the country

AUSTIN ALLEN, JR., QB*Preseason*

- Manning Passing Academy Counselor

Regular Season

- SEC Offensive Player of the Week (Sept. 12)
- Davey O'Brien "Great 8" (Sept. 12)
- Manning Award Stars of the Week (Sept. 12)
- Manning Award QB of the Week (Sept. 15)
- Manning Award Watch List (Oct. 12)
- Maxwell Award Watch List (Oct. 19)

TOBY BAKER, SR., P*Preseason*

- Ray Guy Award Watch List

BROOKS ELLIS, SR., LB*Preseason*

- Butkus Award Watch List
- Wuerffel Trophy Watch List
- Reese's Senior Bowl Watch List
- Coaches All-SEC second team
- Athlon All-SEC third team
- Phil Steele All-SEC third team
- Phil Steele No. 17 inside linebacker in the nation
- Sporting News SEC Top Scholar

Regular Season

- William V. Campbell Trophy semifinalist (Sept. 28)
- William V. Campbell Trophy finalist (Nov. 1)
- Wuerffel Trophy semifinalist (Nov. 3)
- CoSIDA Academic All-District (Nov. 3)

HJALTE FROHOLDT, SO., OL*Preseason*

- Phil Steele All-SEC third team

BRISTON GUIDRY, FR., DL*Preseason*

- Phil Steele No. 52 freshman defensive lineman in the nation

KEON HATCHER, SR., WR*Preseason*

- Phil Steele No. 47 draft eligible wide receiver
- Reese's Senior Bowl Watch List

DREW MORGAN, SR., WR*Preseason*

- Biletnikoff Award Watch List
- Reese's Senior Bowl Watch List
- Media All-SEC third team
- Coaches All-SEC third team
- Athlon All-SEC third team
- Phil Steele No. 39 draft eligible wide receiver

FRANK RAGNOW, JR., OL*Preseason*

- Rimington Trophy Watch List
- Coaches All-SEC third team
- Phil Steele All-SEC fourth team
- Phil Steele No. 14 center in the nation

Regular Season

- SEC Offensive Lineman of the Week (Sept. 19)
- Orange Bowl Courage Award nominee (Oct. 12)



Adding to his already impressive achievements on and off the field, Arkansas senior **LB BROOKS ELLIS** was named a NFF National Scholar-Athlete and one of 12 finalists for the 2016 William V. Campbell Trophy on Nov. 1, before also being named a Wuerffel Trophy semifinalist and earning a spot on the CoSIDA Academic All-District Team on Nov. 3.

DOMINIQUE REED, SR., WR*Preseason*

- Phil Steele All-SEC second team
- Phil Steele No. 41 draft eligible wide receiver
- Reese's Senior Bowl Watch List

DAN SKIPPER, SR., OL*Preseason*

- Outland Trophy Watch List
- Reese's Senior Bowl Watch List
- Lindy's All-America second team
- Athlon All-America third team
- Media All-SEC first team
- Coaches All-SEC first team
- Athlon All-SEC first team
- ESPN All-SEC team
- Lindy's All-SEC first team
- Phil Steele All-SEC first team
- Sporting News All-SEC team
- Lindy's best run blocker in the SEC
- ESPN.com No. 88 player in the nation

Regular Season

- SEC Offensive Lineman of the Week (Sept. 12)
- SEC Co-Special Teams Player of the Week (Oct. 3)

JEREMY SPRINKLE, SR., TE*Preseason*

- John Mackey Award Watch List
- Reese's Senior Bowl Watch List
- Media All-SEC third team
- Coaches All-SEC third team
- Athlon All-SEC third team
- Lindy's All-SEC third team
- Phil Steele All-SEC third team
- Phil Steele No. 5 tight end in the nation
- Athlon Top 15 Breakout Players in the nation

Regular Season

- John Mackey Award Midseason Watch List (Oct. 12)

HENRE' TOLIVER, JR., DB*Preseason*

- Phil Steele All-SEC fourth team

KODY WALKER, SR., RB*Preseason*

- Doak Walker Award Watch List
- Reese's Senior Bowl Watch List

DEVWAH WHALEY, FR., RB*Preseason*

- Phil Steele No. 7 freshman running back in the nation

RAWLEIGH WILLIAMS III SO., RB*Preseason*

- Doak Walker Award Watch List

Regular Season

- SEC Offensive Player of the Week (Oct. 17)
- Earl Campbell Tyler Rose Award Week 7 Hon. Mention (Oct. 18)
- SEC Co-Offensive Player of the Week (Nov. 7)

DEATRICH WISE JR., SR., DL*Regular Season*

- SEC Defensive Lineman of the Week (Sept. 6)

Preseason

- Chuck Bednarik Award Watch List
- Bronko Nagurski Trophy Watch List
- Ted Hendricks Award Watch List
- Reese's Senior Bowl Watch List
- Media All-SEC third team
- Coaches All-SEC third team
- Athlon All-SEC second team
- Lindy's All-SEC third team
- Phil Steele All-SEC third team
- Allstate AFCA Good Works Team Nominee
- Phil Steele No. 9 defensive end in the nation
- ESPN.com No. 25 player in the SEC

**MCTELVIN AGIM**

Freshman | Defensive Lineman
6-3 | 289
Texarkana, Texas | Hope HS

QUICK HITS

- Made his first career start at defensive tackle against No. 10 Florida.
- T-4th for the Razorbacks in TFL and T-5th in sacks (1.5).
- Has recorded a tackle in seven games, including six multi-tackle games.
- Has recorded at least 0.5 tackles for loss in four games.
- Notched a half-sack that set up a 3rd-and-long at the Ole Miss 6-yard line in the 3rd quarter.
- An early enrollee who earned a five-star rating from 247Sports.
- Was the No. 1 player in the state of Arkansas in his class by ESPN, 247Sports and Rivals.

SINGLE-GAME CAREER HIGHS


Tackles..... 4 at No. 15 TCU (9/10/16)
Tackles For Loss..... 1.5 vs. Alcorn State (10/1/16)
Sacks..... 1.0 at No. 15 TCU (9/10/16)

CAREER STATS

	GS	UA	A	ToT	TFL-YDS	SCK-YDS	FF	FR-YDS	INT-YDS	QBH	BRUP
2016	9/1	7	10	17	3.5-14	1.5-8	0	0-0	0-0	2	0
TOTAL	9/1	7	10	17	3.5-14	1.5-8	0	0-0	0-0	2	0

2016 GAME-BY-GAME STATS

	GS	UA	A	ToT	TFL-YDS	SCK-YDS	FF	FR-YDS	INT-YDS	QBH	BRUP
LA TECH	1/0	0	2	2	0.0-0	0.0-0	0	0-0	0-0	0	0
at TCU	1/0	2	2	4	1.0-8	1.0-8	0	0-0	0-0	0	0
TX STATE	1/0	1	0	1	0.0-0	0.0-0	0	0-0	0-0	1	0
vs. TAMU	1/0	0	0	0	0.0-0	0.0-0	0	0-0	0-0	0	0
ALCORN	1/0	1	1	2	1.5-4	0.0-0	0	0-0	0-0	0	0
ALA	1/0	0	0	0	0.0-0	0.0-0	0	0-0	0-0	0	0
MISS	1/0	0	2	2	0.5-0	0.5-0	0	0-0	0-0	0	0
at AU	1/0	2	1	3	0.0-0	0.0-0	0	0-0	0-0	0	0
UF	1/1	1	2	3	0.5-2	0.0-0	0	0-0	0-0	1	0
LSU											
at MSU											
at MIZZ											
TOTAL	9/1	7	10	17	3.5-14	1.5-8	0	0-0	0-0	2	0

**AUSTIN ALLEN**

Junior | Quarterback
6-1 | 209
Fayetteville, Ark. | Fayetteville HS

8**QUICK HITS**

- Manning and Davey O'Brien Award candidate.
- Named the SEC POW and Manning Award POW after the win at No. 15 TCU.
- Has four scoring tosses of 20+ yards, including a career-long of 51 yards to Dominique Reed.
- T-8th in school history in single-season passing TDs (19).
- 19 passing TDs are tied for the 3rd most in school history through the first nine games.
- Two SEC games of 300 or more yards passing are T-4th in single-season school history.
- Has thrown for 200 or more yards in seven games.
- Tied for the led in the SEC in passing TDs (19) and ranks 3rd in passing yards (2,291).
- Ranks 3rd in the SEC in passing yards/game (254.6).
- Ranks 2nd in the SEC in pass rating (148.78), 3rd in yds./att. (8.3) and 4th in comp. % (61.8).
- His 2.4:1 TD-INT ratio is tied of the lead among SEC QBs with double-digit TD passes.
- Ranks 2nd in the FBS in passing yards vs. current AP Top 25 teams (1,201).
- Ranks 2nd in the SEC and tied for 20th in the FBS in completions of 10+ yards (99).
- Ranks 2nd in the SEC and 16th in the FBS of 15+ yards (64).
- Ranks 2nd in the SEC and T-28th in the FBS in completions for a first down (103).
- T-2nd in the SEC in TD passes in conference games (9).
- Leads the SEC and is T-9th in the FBS in TD passes in the red zone (15).
- Had a streak of 146 passing attempts without an INT to rank second in school history.
- 1 of 5 QBs in history to throw for 400+ yards against a Nick Saban coached Alabama team.
- Was 12-of-16 passing for 129 yards in the first half at No. 21 Auburn.
- Orchestrated a 4th quarter TD drive to either tie or take the lead three times this season.
- Posted a career-best 223.36 passer rating against Alcorn State.
- Completed 8 of 10 passes for 65 yards and one TD in the 1st quarter vs. No. 10 Texas A&M.
- Went 6-for-6 passing for 118 yards and a TD through the first two drives against Texas State.
- Had three TD passes at TCU in the 2nd half and 1st OT before running in the game-winning TD.
- Made 1st career start against LA Tech, completing 20 of 29 passes for 191 yards and two TDs.
- Was named starting QB after the 10th practice of the spring.
- Father, Bobby, is on staff (Director of HS/NFL Relations).
- Younger brother of current Jacksonville Jaguars QB Brandon Allen.

SINGLE-GAME CAREER HIGHS

Attempts..... 48 vs. No. 1 Alabama (10/8/16)
Completions..... 28 vs. No. 10 Texas A&M (9/24/16)
Passing Yards..... 400 vs. No. 1 Alabama (10/8/16)
Passing TDs..... 3 (4x) last vs. No. 12 Ole Miss (10/15/16)
Rushing Yards..... 18 vs. Nicholls State (9/6/14)

CAREER STATS

	PASSING							RUSHING				
	GS	COMP	ATT	PCT	YDS	TD	INT	LNG	ATT	YDS	AVG	TD
2014	5/0	8	16	50.0	153	0	1	33	7	4	0.6	1
2015	3/0	1	3	33.3	35	1	0	35	0	0	0.0	0
2016	9/9	170	275	61.8	2,291	19	8	73	42	-64	-0.6	1
TOTAL	17/9	179	294	61.2	2,479	20	9	73	49	-60	-0.8	2

2016 GAME-BY-GAME STATS

	PASSING							RUSHING				
	GS	COMP	ATT	PCT	YDS	TD	INT	LNG	ATT	YDS	AVG	TD
LA TECH	1/1	20	29	69.0	191	2	2	18	4	-26	-6.5	0
at TCU	1/1	17	29	58.6	223	3	0	25	3	2	0.7	1
TX STATE	1/1	16	21	76.2	241	2	0	73	4	15	3.8	0
vs. TAMU	1/1	28	42	66.7	371	2	0	44	5	-6	-1.2	0
ALCORN	1/1	13	18	72.2	206	3	0	35	0	0	0.0	0
ALA	1/1	25	48	52.1	400	3	3	57	12	-10	-0.8	0
MISS	1/1	19	32	59.4	229	3	1	51	6	-24	-4.0	0
at AU	1/1	17	30	56.7	187	0	1	19	4	-4	-1.0	0
UF	1/1	15	26	57.7	243	1	1	43	4	-11	-2.8	0
LSU												
at MSU												
at MIZZ												
TOTAL	9/9	170	275	61.8	2,291	19	8	73	42	-64	-0.6	1



GAME NOTES



TOBY BAKER

Senior | Punter
6-3 | 215

Memphis, Tenn. | Memphis University HS

37

QUICK HITS

- Ray Guy Award candidate.
- Ranks 3rd in the SEC and 16th nationally with a 44.8 average.
- Has 17 punts of 50+ yards and has placed 13 inside the 20-yard line.
- Matched career-high in punts (10) and yards (415) at No. 21 Auburn.
- Has nine 50+ yard punts in last four games.
- Has at least one put inside the 20 in 10 straight games he's punted in.
- Two of the punts against Ole Miss were downed/fair caught inside the 10-yard line.
- The Ole Miss game marked the first time this season he's had a punt result in a touchback.
- Did not punt for the first time in 18 games against Alcorn State.
- 5 of 6 punts at TCU went over 50 yards.
- Broke his career-long twice in the season opener and did it again at TCU.
- His fifth punt at TCU went 52 yards and he made the tackle on the return.
- Pinned 23 of his 43 punts inside the 20-yard line in 2015.
- 5 of 6 50+ yard punts in 2015 came in SEC play.
- Allowed only 125 yards on 18 returns (6.9 avg.) in 2015.
- Awarded a scholarship after the 2015 regular season, prior to the 2016 Liberty Bowl.

SINGLE-GAME CAREER HIGHS

Punts..... 10 (2x) last at No. 21 Auburn (10/22/16)
Punt Yards..... 415 (2x) last at No. 21 Auburn (10/22/16)
Long..... 59 at No. 15 TCU (9/10/16)
50+..... 5 at No. 15 TCU (9/10/16)
Inside 20..... 4 vs. Auburn (10/24/15)

CAREER STATS

	GP	NO	YDS	AVG	LONG	BLKD	TB	FC	50+	INSIDE 20
2014	2	1	36	36.0	36	0	0	0	0	0
2015	13	43	1,772	41.2	52	0	2	16	6	22
2016	8	40	1,790	44.8	59	0	3	15	17	13
TOTAL	23	84	3,598	42.8	59	0	5	31	23	35

2016 GAME-BY-GAME STATS

	GP	NO	YDS	AVG	LONG	BLKD	TB	FC	50+	INSIDE 20
LA TECH	1	4	190	47.5	55	0	0	2	2	1
at TCU	1	6	304	50.7	59	0	0	2	5	1
TX STATE	1	2	80	40.0	50	0	0	1	1	2
vs. TAMU	1	3	118	39.3	46	0	0	2	0	1
ALCORN	-	-	-	-	-	-	-	-	-	-
ALA	1	4	211	52.8	57	0	0	1	3	1
MISS	1	5	231	46.2	54	0	1	3	2	3
at AU	1	10	415	41.5	58	0	2	2	3	2
UF	1	6	241	40.2	51	0	0	2	1	2
LSU										
at MSU										
at MIZZ										
TOTAL	8	40	1,790	44.8	59	0	3	15	17	13



TEVIN BEANUM

Junior | Defensive Lineman
6-4 | 251

Forrest City, Ark. | Forrest City HS

97

QUICK HITS

- Recorded a tackle in each of the first eight games this season.
- Totaled five tackles for the fourth time in his career at No. 21 Auburn.
- T-12th on the team in tackles (17).
- Ranked fifth on the team in tackles for loss with 7.0 in 2015.
- Tied for second on the team in sacks with 2.0 in 2015.
- His 2.0 sacks last year came against SEC opponents.

SINGLE-GAME CAREER HIGHS

Tackles 6 vs. Missouri (11/27/15)
Tackles For Loss 2.0 at Tennessee (10/3/15)
Sacks..... 1.0 at Tennessee (10/3/15)
Forced Fumbles..... 1 at No. 6 Auburn (8/30/14)
QB Hurries..... 2 vs. Nicholls State (9/6/14)

CAREER STATS

	GS	UA	A	ToT	TFL-YDS	SCK-YDS	FF	FR-YDS	INT-YDS	QBH	BRUP
2014	12/0	4	7	11	2.0-4	0.0-0	1	1-0	0-0	4	0
2015	13/8	11	19	30	7.0-27	2.0-12	0	1-0	0-0	1	1
2016	9/7	6	11	17	0.0-0	0.0-0	0	0-0	0-0	1	0
TOTAL	34/15	21	37	68	9.0-31	2.0-12	1	2-0	0-0	6	1

2016 GAME-BY-GAME STATS

	GS	UA	A	ToT	TFL-YDS	SCK-YDS	FF	FR-YDS	INT-YDS	QBH	BRUP
LA TECH	1/0	1	0	1	0.0-0	0.0-0	0	0-0	0-0	0	0
at TCU	1/1	1	4	5	0.0-0	0.0-0	0	0-0	0-0	0	0
TX STATE	1/1	1	0	1	0.0-0	0.0-0	0	0-0	0-0	0	0
vs. TAMU	1/1	1	1	2	0.0-0	0.0-0	0	0-0	0-0	0	0
ALCORN	1/1	0	1	1	0.0-0	0.0-0	0	0-0	0-0	0	0
ALA	1/1	1	0	1	0.0-0	0.0-0	0	0-0	0-0	0	0
MISS	1/1	0	1	1	0.0-0	0.0-0	0	0-0	0-0	1	0
at AU	1/1	1	4	5	0.0-0	0.0-0	0	0-0	0-0	0	0
UF	1/0	0	0	0	0.0-0	0.0-0	0	0-0	0-0	0	0
LSU											
at MSU											
at MIZZ											
TOTAL	9/7	6	11	17	0.0-0	0.0-0	0	0-0	0-0	1	0



**JARED COLLINS**

Senior | Defensive Back
5-11 | 173
Tulsa, Okla. | Booker T. Washington HS

29**QUICK HITS**

- Has started 32 straight games.
- Sixth among Arkansas DBs in tackles (16) and third on the team in PBUs (5).
- Has a PBU in four straight games.
- Totaled five tackles for the fourth time in his career at No. 21 Auburn.
- Had a key PBU in the end zone on 3rd-and-2 during the 4th quarter against No. 12 Ole Miss.
- Has made at least two tackles in 36 of 46 career games played.
- Led team in PBUs for the 2nd straight season with nine in 2015, which tied for 11th in the SEC.
- Recorded 44 tackles in 2015, which ranked 4th among Arkansas DBs.
- Forced one fumble and collected one interception in 2015.
- Tied for the SEC lead in PBUs (13) in 2014.

SINGLE-GAME CAREER HIGHS

Tackles10 at No. 17 Missouri (11/28/14)
Tackles For Loss3.0 vs. UAB (10/25/14)
Fumbles Forced1 (3x), last at Tennessee (10/3/15)
Interceptions1 (2x), last vs. Texas Tech (9/19/15)
Pass Breakups4 vs. No. 20 LSU (11/15/14)

CAREER STATS

	GS	UA	A	ToT	TFL-YDS	SCK-YDS	FF	FR-YDS	INT-YDS	QBH	BRUP
2013	11/2	13	14	27	1.0-1	0.0-0	1	0-0	1-0	0	2
2014	13/12	39	14	53	4.0-23	1.0-18	1	0-0	0-0	0	13
2015	13/13	29	15	44	0.5-2	0.0-0	1	0-0	1-0	0	9
2016	9/9	7	9	16	0.5-1	0.0-0	0	0-0	0-0	0	5
TOTAL	46/36	88	52	140	6.0-27	1.0-18	3	0-0	2-0	0	29

2016 GAME-BY-GAME STATS

	GS	UA	A	ToT	TFL-YDS	SCK-YDS	FF	FR-YDS	INT-YDS	QBH	BRUP
LA TECH	1/1	0	1	1	0.0-0	0.0-0	0	0-0	0-0	0	0
at TCU	1/1	1	1	2	0.0-0	0.0-0	0	0-0	0-0	0	0
TX STATE	1/1	0	0	0	0.0-0	0.0-0	0	0-0	0-0	0	1
vs. TAMU	1/1	1	0	1	0.0-0	0.0-0	0	0-0	0-0	0	0
ALCORN	1/1	0	1	1	0.0-0	0.0-0	0	0-0	0-0	0	0
ALA	1/1	1	3	4	0.5-1	0.0-0	0	0-0	0-0	0	1
MISS	1/1	1	2	3	0.0-0	0.0-0	0	0-0	0-0	0	1
at AU	1/1	2	0	2	0.0-0	0.0-0	0	0-0	0-0	0	1
UF	1/1	1	1	2	0.0-0	0.0-0	0	0-0	0-0	0	1
LSU											
at MSU											
at MIZZ											
TOTAL	9/9	7	9	16	0.5-1	0.0-0	0	0-0	0-0	0	5

**JARED CORNELIUS**

Junior | Wide Receiver
5-11 | 212
Shreveport, La. | Evangel Christian Academy

1**QUICK HITS**

- Paul Hornung Award candidate.
- Amassed 465 yards receiving on 24 grabs (3rd on the team in both).
- Became the third player in school history to top 100-yards receiving in three straight games.
- Collected four TD receptions to rank T-2nd for the Razorbacks.
- 16 of his last 17 touches on offense (not special teams) have resulted in a first down or a TD.
- His 465 yards receiving ranks 15th in the SEC.
- Ranks 4th in the SEC in receiving yards/SEC game (65.8).
- Tied for the SEC lead in 100-yard receiving games (3).
- Averaging 19.4 yards/reception to pace the team, rank 2nd in the SEC and 20th in the FBS.
- 20 of his receptions have resulted in a first down or TD or 83.33 percent of the time.
- His impact reception percentage of 83.33 leads the team.
- Leads the Razorbacks and ranks T-2nd in the SEC in 20+ yard plays (11).
- A league-best seven of his 20+ yard plays have come vs. current AP Top 25 teams.
- All 11 20+ yard plays have been receptions, including TD grabs of 35 and 29 yards.
- Tied for 4th in the SEC in receptions of 15+ yards (14).
- Ranks 2nd in the SEC in receptions of 20+ yards (11) and T-5th in receptions of 25+ yards (7).
- All five of his receptions on third down have resulted in a first down.
- Has scored a TD in eight of his last 12 games (six through the air and three on the ground).
- Ranks 12th in the SEC in receiving yds./game (58.1) and 4th in receiving yds./SEC game (65.8).
- His career-high 146 yards receiving vs. No. 1 Alabama are the 4th-most in the SEC this season.
- Has 19 receptions of 20+ yards in his career.
- Scored the game-winning TD against No. 12 Ole Miss on a 6-yard scamper.
- Had three receptions of 20+ yards against the Crimson Tide.
- Had first career multi-TD game against Alcorn State.
- Had then-career highs in receptions and receiving yards against No. 10 Texas A&M.
- 3 of 7 catches against the Aggies went for 33 yards or more.
- Missed the Texas State game with a sore back.
- Hauled in the first TD pass of the season from 13-yards out in the season opener.
- Missed four games in 2015 with a broken arm.
- Only SEC player and 1 of 3 in the country with a 40-yard catch, run and punt return in 2015.
- Recorded a catch in 8 of 9 games last season, including seven multi-reception contests.
- Had nine plays of 20+ yards (six receiving, two punt returns and one rushing) in 2015.

SINGLE-GAME CAREER HIGHS

Receptions7 vs. No. 10 Texas A&M (9/24/16)
Receiving Yards146 vs. No. 1 Alabama (10/8/16)
Receiving TDs2 vs. Alcorn State (10/1/16)
Rushing Yards71 at No. 9 LSU (11/14/15)
Rushing TDs1 (2x) last vs. No. 12 Ole Miss (10/15/16)

CAREER STATS

	RECEIVING					RUSHING					PUNT RETURN				
	GS	REC	YDS	AVG	TD	LNG	ATT	YDS	AVG	TD	LNG	RET	YDS	TD	LNG
2014	13/0	18	212	11.8	2	38	5	23	4.6	0	11	9	91	0	35
2015	9/6	24	393	16.4	3	58	7	112	16.0	2	69	7	93	0	43
2016	8/2	24	465	19.4	4	57	9	48	5.3	1	14	9	39	0	19
TOTAL	30/8	66	1,070	16.2	9	58	21	183	8.7	3	69	25	223	0	43

2016 GAME-BY-GAME STATS

	RECEIVING					RUSHING					PUNT RETURN				
	GS	REC	YDS	AVG	TD	LNG	ATT	YDS	AVG	TD	LNG	RET	YDS	TD	LNG
LA TECH	1/1	1	13	13.0	1	13	3	13	4.3	0	8	1	0	0	0
at TCU	1/0	2	17	8.5	0	17	0	0	0.0	0	0	2	35	0	19
TX STATE	-	-	-	-	-	-	-	-	-	-	-	-	-	-	-
vs. TAMU	1/0	7	126	18.0	1	38	1	7	7.0	0	7	1	-1	0	0
ALCORN	1/0	4	106	26.5	2	35	0	0	0.0	0	0	0	0	0	0
ALA	1/0	5	146	29.2	0	57	1	8	8.0	0	8	0	0	0	0
MISS	1/1	3	40	13.3	0	20	2	17	8.5	1	11	2	5	0	4
at AU	1/0	2	17	8.5	0	9	0	0	0.0	0	0	0	0	0	0
UF	1/0	0	0	0.0	0	0	2	3	1.5	0	3	3	0	0	1
LSU															
at MSU															
at MIZZ															
TOTAL	8/2	24	465	19.4	4	57	9	48	5.3	1	14	9	39	0	19



GAME NOTES



BROOKS ELLIS

Senior | Linebacker

6-2 | 245

Fayetteville, Ark. | Fayetteville HS

51

QUICK HITS

- William V. Campbell Trophy finalist.
- Wuerffel Trophy semifinalist.
- CoSIDA Academic All-District team.
- Leads the team and ranks 11th in the SEC in total tackles (62).
- Leads the team in solo stops (28) and is ranks third on the team in TFL (4.5).
- Has started 37 career games, the most on the defense and the second-most on the team
- Has started 27 straight games dating back to 2014.
- Has four or more tackles in 18 of his last 19 games, including 10 straight.
- Has made at least one tackle in 37 straight games dating back to 2013.
- Has recorded double-digit tackles seven times in his career.
- Has led the team in tackles nine times in his career, including five this season.
- Has paced all Razorbacks in tackles in three of the last four contests.
- Gave Arkansas a 13-0 lead at No. 15 TCU in the second quarter with a pick six.
- Led team in tackles (13) at TCU, posting his then-seventh career game with double-digit stops.
- His 13 tackles at TCU equaled the most by an SEC player on the weekend.
- Made eight tackles in the second half and overtime periods at TCU.
- 102 tackles in 2015 led the team and tied for ninth in the SEC.
- 67 of 102 tackles came against SEC opponents, highlighted by a pair of double-figure efforts.
- Led the team in tackles four times in 2015.
- One of two SEC defenders to log 15+ tackles in a conference game twice in 2015.

SINGLE-GAME CAREER HIGHS


Tackles 15 (2x) last vs. Mississippi State (11/21/15)
 Tackles For Loss 3.0 at No. 15 TCU (9/10/16)
 Sacks 1.5 vs. Kansas State (1/2/16)
 Forced Fumbles 1 (2x) last vs. Texas (12/29/14)
 Interceptions 1 (4x) last at No. 15 TCU (9/10/16)

CAREER STATS

	GS	UA	A	ToT	TFL-YDS	SCK-YDS	FF	FR-YDS	INT-YDS	QBH	BRUP
2013	12/4	12	21	33	2.0-3	0.5-1	0	0-0	0-0	0	1
2014	11/11	29	43	72	5.5-13	0.5-4	2	0-0	2-63	2	5
2015	13/13	45	57	102	8.0-26	1.5-12	0	1-4	1-28	5	3
2016	9/9	28	34	62	4.5-11	0.0-0	0	0-0	1-47	3	3
TOTAL	45/37	114	155	269	20.0-53	2.5-17	2	1-4	4-138	10	12

2016 GAME-BY-GAME STATS

	GS	UA	A	ToT	TFL-YDS	SCK-YDS	FF	FR-YDS	INT-YDS	QBH	BRUP
LA TECH	1/1	2	4	6	0.0-0	0.0-0	0	0-0	0-0	0	0
at TCU	1/1	8	5	13	3.0-9	0.0-0	0	0-0	1-47	0	0
TX STATE	1/1	4	3	7	1.0-1	0.0-0	0	0-0	0-0	0	1
vs. TAMU	1/1	2	2	4	0.0-0	0.0-0	0	0-0	0-0	1	0
ALCORN	1/1	0	4	4	0.0-0	0.0-0	0	0-0	0-0	0	1
ALA	1/1	4	4	8	0.0-0	0.0-0	0	0-0	0-0	0	1
MISS	1/1	4	5	9	0.0-0	0.0-0	0	0-0	0-0	1	0
at AU	1/1	2	4	6	0.0-0	0.0-0	0	0-0	0-0	0	0
UF	1/1	2	3	5	0.5-1	0.0-0	0	0-0	0-0	1	0
LSU											
at MSU											
at MIZZ											
TOTAL	9/9	28	34	62	4.5-11	0.0-0	0	0-0	1-47	3	3



DWAYNE EUGENE

Junior | Linebacker

6-1 | 235

Marrero, La. | Archbishop Rummel HS

35

QUICK HITS

- Started at WLB each of the last two games in place of Dre Greenlaw.
- Has 16 total tackles since entering the starting lineup.
- Has tied for the team lead in tackles in each of the last two games.
- Totaled a career-high eight tackles at No. 21 Auburn.
- Recorded two QB hurries against No. 12 Ole Miss for the first time in his career.
- His two QBHs are T-3rd on the team.
- Pulled in his first career INT against No. 1 Alabama.

SINGLE-GAME CAREER HIGHS

Tackles 8 at No. 21 Auburn (10/22/16)
 Interceptions 1 vs. No. 1 Alabama (10/8/16)
 QB Hurries 2 vs. No. 12 Ole Miss (10/15/16)

CAREER STATS

	GS	UA	A	ToT	TFL-YDS	SCK-YDS	FF	FR-YDS	INT-YDS	QBH	BRUP
2014	13/0	1	5	6	0.0-0	0.0-0	0	0-0	0-0	0	0
2015	9/1	3	11	14	0.0-0	0.0-0	0	0-0	0-0	0	0
2016	9/3	10	12	22	0.0-0	0.0-0	0	0-0	1-8	2	0
TOTAL	31/4	14	28	42	0.0-0	0.0-0	0	0-0	1-8	2	0

2016 GAME-BY-GAME STATS

	GS	UA	A	ToT	TFL-YDS	SCK-YDS	FF	FR-YDS	INT-YDS	QBH	BRUP
LA TECH	1/0	0	0	0	0.0-0	0.0-0	0	0-0	0-0	0	0
at TCU	1/0	0	0	0	0.0-0	0.0-0	0	0-0	0-0	0	0
TX STATE	1/0	0	2	2	0.0-0	0.0-0	0	0-0	0-0	0	0
vs. TAMU	1/0	0	0	0	0.0-0	0.0-0	0	0-0	0-0	0	0
ALCORN	1/0	1	0	1	0.0-0	0.0-0	0	0-0	0-0	0	0
ALA	1/0	1	2	3	0.0-0	0.0-0	0	0-0	1-8	0	0
MISS	1/1	1	2	3	0.0-0	0.0-0	0	0-0	0-0	2	0
at AU	1/1	4	4	8	0.0-0	0.0-0	0	0-0	0-0	0	0
UF	1/1	3	2	5	0.0-0	0.0-0	0	0-0	0-0	0	0
LSU											
at MSU											
at MIZZ											
TOTAL	9/3	10	12	22	0.0-0	0.0-0	0	0-0	1-8	2	0



**DRE GREENLAW**

Sophomore | Linebacker
6-0 | 226
Fayetteville, Ark. | Fayetteville HS

23**QUICK HITS**

- Left the Alabama game with a foot contusion and his return this season is questionable.
- Started 17 straight games prior to missing the Ole Miss game.
- Has made double-digit tackles five times in his career.
- Has led the team in tackles in 7 of 19 games played.
- Led team in tackles against Texas A&M (11).
- Finished second on the team in tackles vs. Texas State (6).
- Tied for the team lead in tackles with seven and made his first career INT vs. LA Tech.
- Only player to win SEC Freshman of the Week twice in 2015.
- Finished fifth nationally among FBS freshmen and tops among SEC rookies in tackles in 2015.
- Ranked 17th in the SEC in total tackles in 2015.
- Made a team-high 69 tackles in SEC action and averaged 9.8 tackles in SEC road games in 2015.
- Put together four double-digit tackle performances last season.
- Combined for 150 tackles with Brooks Ellis over the last nine games of the 2015 season.

SINGLE-GAME CAREER HIGHS

Tackles	16 vs. Auburn (10/24/15)
Tackles For Loss	1.5 vs. No. 10 Texas A&M (9/24/16)
Sacks	1.0 at No. 9 LSU (11/14/15)
Forced Fumbles	1 (3x) last vs. No. 1 Alabama (10/8/16)
Interceptions	1 vs. Louisiana Tech (9/3/16)

CAREER STATS

	GS	UA	A	ToT	TFL-YDS	SCK-YDS	FF	FR-YDS	INT-YDS	QBH	BRUP
2015	13/11	46	49	95	3.5-20	1.0-14	3	0-0	0-0	1	1
2016	6/6	21	16	37	1.5-3	0.0-0	1	2-0	1-3	1	0
TOTAL	19/17	67	65	132	5.0-23	1.0-14	4	2-0	1-3	2	1

2016 GAME-BY-GAME STATS

	GS	UA	A	ToT	TFL-YDS	SCK-YDS	FF	FR-YDS	INT-YDS	QBH	BRUP
LA TECH	1/1	2	5	7	0.0-0	0.0-0	0	0-0	1-3	0	0
at TCU	1/1	4	4	8	0.0-0	0.0-0	0	1-0	0-0	0	0
TX STATE	1/1	5	1	6	0.0-0	0.0-0	0	0-0	0-0	0	0
vs. TAMU	1/1	7	4	11	1.5-3	0.0-0	0	1-0	0-0	0	0
ALCORN	1/1	1	2	3	0.0-0	0.0-0	0	0-0	0-0	1	0
ALA	1/1	2	0	2	0.0-0	0.0-0	1	0-0	0-0	0	0
MISS	-	-	-	-	-	-	-	-	-	-	-
at AU	-	-	-	-	-	-	-	-	-	-	-
UF	-	-	-	-	-	-	-	-	-	-	-
LSU	-	-	-	-	-	-	-	-	-	-	-
at MSU	-	-	-	-	-	-	-	-	-	-	-
at MIZZ	-	-	-	-	-	-	-	-	-	-	-
TOTAL	6/6	21	16	37	1.5-3	0.0-0	1	2-0	1-3	1	0

**KEON HATCHER**

Senior | Wide Receiver
6-2 | 207
Owasso, Okla. | Owasso HS

4**QUICK HITS**

- 21 of his 29 catches have resulted in a first down or TD.
- Has catches of 20+ yards (2), 30+ (2), 40+ (2), 50+ (1), 60+ (1) and 70+ (1).
- Has a catch for a first down in 26 of the last 27 games dating back to 2013.
- Has two first-down grabs on fourth down.
- T-7th in school history in career TD receptions (16).
- Has a TD catch in 14 career games, including four of the last seven played.
- Ranks 2nd on the team and 17th in the SEC in receiving yards (441).
- Ranks 2nd on the team, and 18th in the SEC in receptions (29).
- Leads team and is T-8th in the SEC in receiving TDs (5).
- T-2nd in the SEC in red zone TD catches (5).
- T-2nd in the SEC in third-down TD catches (2).
- T-7th in the SEC in TD catches against SEC opponents (3).
- T-7th in the SEC in receptions of 15+ yards (13).
- T-16th in the SEC in receiving yards/game (55.1).
- Ranks 7th in the SEC in first-half yards receiving (317) and T-6th in TD catches (3).
- Eclipsed 1,500 career yards receiving with a team-best 81 on seven grabs at No. 21 Auburn.
- Hauled in the team's longest catch of the season (73 yards) against Texas State.
- Missed the Alcorn State game with a sore hamstring.
- Hit the triple-digit mark in career receptions against No. 10 Texas A&M.
- Returned in 2016 with team bests in receptions (6) and yards (86) in the season opener.
- Suffered a season-ending foot injury in 2015.
- Eclipsed 100-yards receiving for the second time in his career against UTEP in 2015.
- Also had his first multi-TD catch game with two vs. UTEP (6 catches, 106 yards, 2 TD).
- Hauled in 10 of his 13 receptions in 2015 during the first half for 160 yards.
- 10 of 13 catches in 2015 resulted in a first down.

SINGLE-GAME CAREER HIGHS

Receptions	7 (4x) last at No. 21 Auburn (10/22/16)
Receiving Yards	107 vs. Northern Illinois (9/20/14)
Receiving TDs	2 (2x) last vs. No. 1 Alabama (10/8/16)
Rushing Yards	82 vs. Nicholls State (9/6/14)
Rushing TDs	1 vs. Nicholls State (9/6/14)

CAREER STATS

	RECEIVING							RUSHING			
	GS	REC	YDS	AVG	TD	LNG	ATT	YDS	AVG	TD	LNG
2012	10/0	3	21	7.0	1	12	0	0	0.0	0	0
2013	10/6	27	346	12.8	2	43	11	140	12.7	0	50
2014	13/12	43	558	13.0	6	50	5	112	22.4	1	82
2015	2/2	13	198	15.2	2	38	1	0	0.0	0	0
2016	8/4	29	441	15.2	5	73	3	3	1.0	0	6
TOTAL	43/24	115	1,564	13.6	16	73	20	255	12.8	1	82

2016 GAME-BY-GAME STATS

	RECEIVING							RUSHING			
	GS	REC	YDS	AVG	TD	LNG	ATT	YDS	AVG	TD	LNG
LA TECH	1/0	6	86	14.3	0	18	0	0	0.0	0	0
at TCU	1/0	2	22	11.0	1	16	0	0	0.0	0	0
TX STATE	1/1	3	96	32.0	1	73	0	0	0.0	0	0
vs. TAMU	1/1	3	77	25.7	1	44	1	-5	-5.0	0	0
ALCORN	-	-	-	-	-	-	-	-	-	-	-
ALA	1/0	4	39	9.8	2	16	0	0	0.0	0	0
MISS	1/0	3	34	11.3	0	13	2	8	4.0	0	6
at AU	1/1	7	81	11.6	0	17	0	0	0.0	0	0
UF	1/1	1	6	6.0	0	6	0	0	0.0	0	0
LSU	-	-	-	-	-	-	-	-	-	-	-
at MSU	-	-	-	-	-	-	-	-	-	-	-
at MIZZ	-	-	-	-	-	-	-	-	-	-	-
TOTAL	8/4	29	441	15.2	5	73	3	3	1.0	0	6



GAME NOTES



CODY HOLLISTER

Senior | Wide Receiver
6-4 | 209

Bend, Ore. | Mountain View HS/Arizona Western



TAIWAN JOHNSON

Senior | Defensive Lineman
6-2 | 284
Manvel, Texas | Manvel HS

94

QUICK HITS

- Has a reception in four games this season.
- Has multiple catches in three games this season.
- Hauled in a season-high three grabs vs. Texas State.
- Scored his first career rushing TD from 48-yards out against Alcorn State.
- Made two tackles vs. No. 1 Alabama and No. 12 Ole Miss.
- Recovered a fumble vs. No. 10 Texas A&M.
- Has multiple catches in three games this season.

SINGLE-GAME CAREER HIGHS

Receptions.....	4 vs. Toledo (9/12/15)
Receiving Yards.....	65 vs. Toledo (9/12/15)
Receiving TDs.....	1 vs. Nicholls (9/7/14)
Attempts.....	2 vs. Alcorn State (10/1/16)
Rush Yards.....	48 vs. Alcorn State (10/1/16)
Rush TDs.....	1 vs. Alcorn State (10/1/16)

CAREER STATS

	RECEIVING							RUSHING				
	GS	REC	YDS	AVG	TD	LNG	ATT	YDS	AVG	TD	LNG	
2014	13/7	13	137	10.5	1	18	0	0	0.0	0	0	0
2015	5/1	4	65	16.3	0	22	0	0	0.0	0	0	0
2016	9/4	9	139	15.4	0	37	2	48	24.0	1	26	
TOTAL	27/12	26	341	13.1	1	37	2	48	24.0	1	26	

2016 GAME-BY-GAME STATS

	RECEIVING							RUSHING				
	GS	REC	YDS	AVG	TD	LNG	ATT	YDS	AVG	TD	LNG	
LA TECH	1/1	0	0	0.0	0	0	0	0	0.0	0	0	0
at TCU	1/0	0	0	0.0	0	0	0	0	0.0	0	0	0
TX STATE	1/0	3	38	12.7	0	19	0	0	0.0	0	0	0
vs. TAMU	1/0	3	39	13.0	0	19	0	0	0.0	0	0	0
ALCORN	1/1	0	0	0.0	0	0	2	48	24.0	1	26	
ALA	1/1	2	43	21.5	0	37	0	0	0.0	0	0	0
MISS	1/1	1	19	19.0	0	19	0	0	0.0	0	0	0
at AU	1/0	0	0	0.0	0	0	0	0	0.0	0	0	0
UF	1/0	0	0	0.0	0	0	0	0	0.0	0	0	0
LSU												
at MSU												
at MIZZ												
TOTAL	9/4	9	139	15.4	0	37	2	48	24.0	1	26	

QUICK HITS

- Has started 35 straight games, the longest streak on defense and second-longest on the team.
- T-4th on the team with 3.5 TFL.
- Has recorded at least a 0.5 TFL in five games this season.
- Has made at least a half-sack in six career games, including three of his last 11.
- Has recorded a tackle in 19 of his last 22 contests played, including every game this season.
- Had a QBH that forced an interception returned for a TD at TCU.
- His 24 tackles in 2015 tied for fourth among Arkansas DL.
- Made a tackle for loss in three straight games last season.
- Recorded 4.5 sacks as a sophomore in 2014.

SINGLE-GAME CAREER HIGHS

Tackles.....	8 vs. Mississippi State (11/21/15)
Tackles For Loss.....	3.0 vs. Nicholls State (9/6/14)
Sacks.....	2.5 vs. Nicholls State (9/6/14)
QB Hurries.....	1 (3x) last at No. 15 TCU (9/10/16)


CAREER STATS

	GS	UA	A	ToT	TFL-YDS	SCK-YDS	FF	FR-YDS	INT-YDS	QBH	BRUP
2013	3/0	1	3	4	0.0-0	0.0-0	0	0-0	0-0	0	0
2014	13/13	15	11	26	8.0-45	4.5-35	0	2-0	0-0	1	0
2015	13/13	12	16	28	5.0-16	1.5-4	0	1-15	0-0	1	2
2016	9/9	5	14	19	3.5-14	1.0-5	0	0-0	0-0	2	0
TOTAL	38/35	33	44	77	16.5-75	7.0-44	0	3-15	0-0	4	2

2016 GAME-BY-GAME STATS

	GS	UA	A	ToT	TFL-YDS	SCK-YDS	FF	FR-YDS	INT-YDS	QBH	BRUP
LA TECH	1/1	1	0	1	1.0-5	1.0-5	0	0-0	0-0	0	0
at TCU	1/1	2	1	3	0.0-0	0.0-0	0	0-0	0-0	1	0
TSU	1/1	0	1	1	0.0-0	0.0-0	0	0-0	0-0	0	0
vs. TAMU	1/1	1	4	5	0.5-3	0.0-0	0	0-0	0-0	0	0
ASU	1/1	0	1	1	0.5-2	0.0-0	0	0-0	0-0	0	0
ALA	1/1	1	1	2	1.0-4	0.0-0	0	0-0	0-0	0	0
MISS	1/1	0	2	2	0.0-0	0.0-0	0	0-0	0-0	1	0
at AU	1/1	0	2	2	0.0-0	0.0-0	0	0-0	0-0	0	0
UF	1/1	0	2	2	0.5-0	0.0-0	0	0-0	0-0	0	0
LSU											
at MSU											
at MIZZ											
TOTAL	9/9	5	14	19	3.5-14	1.0-5	0	0-0	0-0	2	0



**JEREMIAH LEDBETTER**Senior | Defensive Lineman
6-3 | 280

Orlando, Fla. | Gainesville HS (Ga.) / Hutchinson CC (Kan.)

55**QUICK HITS**

- Has started 21 straight games.
- Leads the team with 4.0 sacks and is tied for the team lead with 5.0 TFL.
- Has logged at least a half-sack in five games this season.
- Has recorded at least a half-sack in seven of the last 13 games dating back to last season.
- Ranks 5th on the team with 35 tackles.
- Notched a sack on third down at the 1:50 mark in the fourth quarter against Ole Miss.
- Has recorded four or more stops in 12 of his 21 career games played.
- Forced a fumble for the first time in his career at No. 15 TCU.

SINGLE-GAME CAREER HIGHS


Tackles 8 vs. UTEP (9/5/15)
 Tackles For Loss 2.5 vs. Auburn (10/24/15)
 Sacks 1.5 vs. Texas State (9/17/16)
 Forced Fumbles 1 at No. 15 TCU (9/10/16)

CAREER STATS

	GS	UA	A	ToT	TFL-YDS	SCK-YDS	FF	FR-YDS	INT-YDS	QBH	BRUP
2015	13/12	24	31	55	7.5-27	2.0-14	0	0-0	0-0	3	1
2016	9/9	12	23	35	5.0-36	4.0-34	1	0-0	0-0	1	2
TOTAL	22/21	36	54	90	12.5-63	6.0-48	1	0-0	0-0	4	3

2016 GAME-BY-GAME STATS

	GS	UA	A	ToT	TFL-YDS	SCK-YDS	FF	FR-YDS	INT-YDS	QBH	BRUP
LA TECH	1/1	2	4	6	0.5-5	0.5-5	0	0-0	0-0	0	0
at TCU	1/1	3	4	7	0.5-3	0.5-3	1	0-0	0-0	0	0
TX STATE	1/1	3	1	4	1.5-15	1.5-15	0	0-0	0-0	0	2
vs. TAMU	1/1	1	2	3	0.0-0	0.0-0	0	0-0	0-0	0	0
ALCORN	1/1	1	0	1	0.0-0	0.0-0	0	0-0	0-0	0	0
ALA	1/1	0	2	2	0.0-0	0.0-0	0	0-0	0-0	0	0
MISS	1/1	1	4	5	1.5-8	1.0-8	0	0-0	0-0	0	0
at AU	1/1	1	2	3	0.0-0	0.0-0	0	0-0	0-0	0	0
UF	1/1	0	4	4	1.0-5	0.5-3	0	0-0	0-0	1	0
LSU											
at MSU											
at MIZZ											
TOTAL	9/9	12	23	35	5.0-36	4.0-34	1	0-0	0-0	1	2

**JOSH LIDDELL**Junior | Defensive Back
6-1 | 210

Pine Bluff, Ark. | Dollarway Senior HS

28**QUICK HITS**

- Has started 16 straight games
- Ranks 2nd on the team and leads the secondary in tackles (43).
- Matched his career high in tackles against No. 12 Ole Miss (9).
- Has led or tied for the team lead in tackles in two of the last three games.
- 33 of 43 tackles have come through the last six games.
- Tied for the team lead with two interceptions.
- Made his first INT of the season, third of his career, against Alcorn State.
- Made his second INT of the season, fourth of his career, against No. 10 Florida.
- Broke up a pass that led to an interception returned for a touchdown against No. 10 Florida.
- Has logged at least eight tackles five times during his career.
- Ranked sixth on the team in tackles in 2015 with 52.
- Tallied 1.5 tackles for loss, forced one fumble and broke up three passes in 2015.
- Tied for the team lead in interceptions with two last season.

SINGLE-GAME CAREER HIGHS

Tackles 9 (3x) last vs. No. 12 Ole Miss (10/15/16)
 Tackles For Loss 1.0 (3x) last vs. Alcorn State (10/1/16)
 Forced Fumbles 1 (2x) last vs. No. 12 Ole Miss (10/15/16)
 Interceptions 1 (4x) last vs. No. 10 Florida (11/5/16)
 Pass Breakups 2 vs. Auburn (10/24/15)

CAREER STATS

	GS	UA	A	ToT	TFL-YDS	SCK-YDS	FF	FR-YDS	INT-YDS	QBH	BRUP
2014	12/2	4	8	12	0.0-0	0.0-0	0	0-0	0-0	0	1
2015	13/10	28	24	52	1.5-2	0.0-0	1	0-0	2-0	0	3
2016	9/9	26	17	43	2.0-8	0.0-0	1	0-0	2-2	0	3
TOTAL	34/21	58	49	105	3.5-10	0.0-0	2	0-0	4-2	0	7

2016 GAME-BY-GAME STATS

	GS	UA	A	ToT	TFL-YDS	SCK-YDS	FF	FR-YDS	INT-YDS	QBH	BRUP
LA TECH	1/1	3	2	5	0.0-0	0.0-0	0	0-0	0-0	0	0
at TCU	1/1	1	2	3	0.0-0	0.0-0	0	0-0	0-0	0	0
TX STATE	1/1	0	2	2	0.0-0	0.0-0	0	0-0	0-0	0	0
vs. TAMU	1/1	3	1	4	1.0-3	0.0-0	0	0-0	0-0	0	1
ALCORN	1/1	4	2	6	1.0-5	0.0-0	0	0-0	1-2	0	0
ALA	1/1	2	2	4	0.0-0	0.0-0	0	0-0	0-0	0	0
MISS	1/1	8	1	9	0.0-0	0.0-0	1	0-0	0-0	0	1
at AU	1/1	4	4	8	0.0-0	0.0-0	0	0-0	0-0	0	0
UF	1/1	1	1	2	0.0-0	0.0-0	0	0-0	0-0	0	1
LSU											
at MSU											
at MIZZ											
TOTAL	9/9	26	17	43	2.0-8	0.0-0	1	0-0	1-2	0	3



GAME NOTES



ADAM MCFAIN

Senior | Kicker
6-0 | 187

Greenwood, Ark. | Greenwood HS

48

QUICK HITS

- Booted through a career-high 54-yard FG at No. 21 Auburn.
- It was the first 50-yard FG since Zach Hocker (54 yards) in 2013.
- The 54-yard FG tied for the 8th-longest in school history.
- It is also tied for the 4th-longest this season in the FBS and 2nd-longest in the SEC.

SINGLE-GAME CAREER HIGHS

Field Goals Made 3 vs. No. 8 Ole Miss (11/22/14)
Longest Field Goal 54 at No. 21 Auburn (10/22/16)
PATs Made 6 vs. UAB (10/25/14)

CAREER STATS

	GP	FGM-FGA	LNG	PATs	PTs
2014	10	7-10	49	20	41
2015	3	0-0	0	0	0
2016	7	5-5	54	11	26
TOTAL	20	12-15	54	31	67

2016 GAME-BY-GAME STATS

	GP	FGM-FGA	LNG	PATs	PTs
LA TECH	1	0-0	0	0	0
at TCU	-	-	-	-	-
TX STATE	-	-	-	-	-
vs. TAMU	1	0-0	0	0	0
ALCORN	1	0-0	0	0	0
ALA	1	1-1	25	3	6
MISS	1	2-2	43	4	10
at AU	1	1-1	54	0	3
UF	1	1-1	36	4	7
LSU					
at MSU					
at MIZZ					
TOTAL	7	5-5	54	11	26



DREW MORGAN

Senior | Wide Receiver
6-0 | 193

Greenwood, Ark. | Greenwood HS

80

QUICK HITS

- Biletnikoff Award candidate.
- Leads team and ranks 4th in the SEC in receptions (48).
- 3rd Arkansas player since 1997 to record 48 or more catches through the first nine games.
- Leads the SEC in first-down receptions (30).
- Has a reception in 23 straight games dating back to 2014.
- Leads the team and 11th in the SEC in receiving yards (515).
- 80 of his 121 career receptions have resulted in a first down.
- Has 3+ catches in 12 straight games dating back to 2015.
- Has 5+ catches in a game a team-best 12 times since the start of 2015.
- Tied for second in the SEC and 17th nationally in TD receptions in 2015.
- His 10 scores equaled the third-most in program single-season history.
- 10 TDs also led the SEC during the regular season.
- Led the SEC with eight receiving touchdowns in conference play, including four on the road.
- Reached the end zone in seven contests.
- Became the first Hog since 2011 to have three 100-yard games in SEC play in a single season.
- First player in school history with consecutive 100-yard games in SEC play away from home.

SINGLE-GAME CAREER HIGHS

Receptions 9 (2x) last vs No. 10 Texas A&M (9/24/16)
Receiving Yards 155 vs. No. 14 Texas A&M (9/26/15)
Receiving TDs 3 at No. 18 Ole Miss (11/7/15)


CAREER STATS

	RECEIVING						RUSHING					
	GS	REC	YDS	AVG	TD	LNG	ATT	YDS	AVG	TD	LNG	
2013	10/0	0	0	0.0	0	0	0	0	0.0	0	0	
2014	13/0	10	181	18.1	1	44	0	0	0.0	0	0	
2015	13/10	63	843	13.4	10	52	4	20	5.0	0	9	
2016	9/7	48	515	10.7	3	24	1	-6	-6.0	0	0	
TOTAL	45/20	121	1,539	12.7	14	52	5	14	2.8	0	9	

2016 GAME-BY-GAME STATS

	RECEIVING						RUSHING					
	GS	REC	YDS	AVG	TD	LNG	ATT	YDS	AVG	TD	LNG	
LA TECH	1/1	5	47	9.4	0	18	0	0	0.0	0	0	
at TCU	1/1	7	93	13.3	1	24	0	0	0.0	0	0	
TX STATE	1/0	3	28	9.3	0	15	0	0	0.0	0	0	
vs. TAMU	1/1	9	86	9.6	0	21	0	0	0.0	0	0	
ALCORN	1/1	4	47	11.8	0	17	0	0	0.0	0	0	
ALA	1/1	5	43	8.6	0	23	1	-6	-6.0	0	0	
MISS	1/0	4	34	8.5	1	13	0	0	0.0	0	0	
at AU	1/1	4	42	10.5	0	19	0	0	0.0	0	0	
UF	1/1	7	95	13.6	1	21	0	0	0.0	0	0	
LSU												
at MSU												
at MIZZ												
TOTAL	9/7	48	515	10.7	3	24	1	-6	-6.0	0	0	



**RYAN PULLEY**

Sophomore | Defensive Back
5-11 | 198
Fort Myers, Fla. | Island Coast HS

11**QUICK HITS**

- Has started each of the last eight games.
- Tied for the SEC lead and ranks T-11th in the FBS in pass breakups (10).
- 1 of 2 players in the SEC and 1 of 16 players nationally with 10 PBUs and at least one INT.
- Picked off a pass and returned it 25 yards for a TD against Texas State.

SINGLE-GAME CAREER HIGHS

Tackles 5 vs. No. 12 Ole Miss (10/15/16)
Interceptions 1 (2x) last vs. Texas State (9/17/16)
Pass Breakups 3 at No. 15 TCU (9/10/16)

CAREER STATS

	GS	UA	A	ToT	TFL-YDS	SCK-YDS	FF	FR-YDS	INT-YDS	QBH	BRUP
2015	10/1	6	4	10	0.0-0	0.0-0	0	0-0	1-8	0	2
2016	9/8	22	6	28	0.0-0	0.0-0	0	1-0	1-25	0	10
TOTAL	19/9	28	10	38	0.0-0	0.0-0	0	1-0	2-33	0	12

2016 GAME-BY-GAME STATS

	GS	UA	A	ToT	TFL-YDS	SCK-YDS	FF	FR-YDS	INT-YDS	QBH	BRUP
LA TECH	1/0	2	0	2	0.0-0	0.0-0	0	0-0	0-0	0	1
at TCU	1/1	4	0	4	0.0-0	0.0-0	0	0-0	0-0	0	3
TX STATE	1/1	3	0	3	0.0-0	0.0-0	0	0-0	1-25	0	1
vs. TAMU	1/1	2	2	4	0.0-0	0.0-0	0	0-0	0-0	0	1
ALCORN	1/1	1	3	4	0.0-0	0.0-0	0	0-0	0-0	0	1
ALA	1/1	3	0	3	0.0-0	0.0-0	0	1-0	0-0	0	0
MISS	1/1	5	0	5	0.0-0	0.0-0	0	0-0	0-0	0	2
at AU	1/1	1	1	2	0.0-0	0.0-0	0	0-0	0-0	0	1
UF	1/1	1	0	1	0.0-0	0.0-0	0	0-0	0-0	0	0
LSU											
at MSU											
at MIZZ											
TOTAL	9/8	22	6	28	0.0-0	0.0-0	0	1-0	1-25	0	10

**SANTOS RAMIREZ**

Sophomore | Defensive Back
6-2 | 205
Shreveport, La. | Evangel Christian Academy

9**QUICK HITS**

- Ranks 2nd among Arkansas DBs and sixth on the team in tackles (34).
- Tied for the team lead in tackles against LA Tech and No. 10 Florida.
- Made at least five tackles in five of eight games played this season.
- Tied for the team lead with two forced fumbles.
- Totaled a career-high seven tackles against LA Tech.
- All five tackles at TCU were of the solo variety.
- Missed the Alcorn State game with a knee injury.
- Forced a fumble on what would be No. 12 Ole Miss' last play of the game.
- Picked off a pass and returned it 24 yards for a TD against No. 10 Florida.
- 47 of his 69 career tackles have been solo stops.
- Totaled 35 tackles and one interception in 2015.

SINGLE-GAME CAREER HIGHS

Tackles 7 (2x) last vs. Louisiana Tech (9/3/16)
Interceptions 1 (2x) vs. No. 10 Florida (11/5/16)
Forced Fumbles 1 (2x) last vs. No. 12 Ole Miss (10/15/16)
Pass Breakups 2 vs. No. 14 Texas A&M (9/26/15)

CAREER STATS

	GS	UA	A	ToT	TFL-YDS	SCK-YDS	FF	FR-YDS	INT-YDS	QBH	BRUP
2015	12/3	22	13	35	0.0-0	0.0-0	0	0-0	1-18	0	3
2016	8/6	25	9	34	0.0-0	0.0-0	2	0-0	1-24	0	2
TOTAL	20/9	47	22	69	0.0-0	0.0-0	2	0-0	2-42	0	5

2016 GAME-BY-GAME STATS

	GS	UA	A	ToT	TFL-YDS	SCK-YDS	FF	FR-YDS	INT-YDS	QBH	BRUP
LA TECH	1/1	4	3	7	0.0-0	0.0-0	0	0-0	0-0	0	0
at TCU	1/1	5	0	5	0.0-0	0.0-0	0	0-0	0-0	0	1
TX STATE	1/1	1	1	2	0.0-0	0.0-0	0	0-0	0-0	0	0
vs. TAMU	1/1	4	1	5	0.0-0	0.0-0	1	0-0	0-0	0	0
ALCORN	-	-	-	-	-	-	-	-	-	-	-
ALA	1/0	0	0	0	0.0-0	0.0-0	0	0-0	0-0	0	0
MISS	1/0	3	1	4	0.0-0	0.0-0	1	0-0	0-0	0	1
at AU	1/1	4	2	6	0.0-0	0.0-0	0	0-0	0-0	0	0
UF	1/1	4	1	5	0.0-0	0.0-0	0	0-0	1-24	0	0
LSU											
at MSU											
at MIZZ											
TOTAL	8/6	25	9	34	0.0-0	0.0-0	2	0-0	1-24	0	2



GAME NOTES



DOMINIQUE REED

Senior | Wide Receiver
6-3 | 175

Camden, Ark. | Fairview HS/Coffeyville CC (Kan.)

3

QUICK HITS

- Set season highs with three catches for 65 yards and a 51-yard TD catch vs. No. 12 Ole Miss.
- His 51-yard TD catch is the team's longest of the season.
- Scored a TD in six straight games in 2015, including all four SEC road games.
- Finished third on the team in receptions (28) and receiving yards (535) in 2015.
- Found the end zone seven times, including six TDs through the air in 2015.
- Finished second in the SEC in yards per reception (19.1) in 2015, good for 19th nationally.
- Tied for second in the SEC with four catches of 50+ yards in 2015.
- Ran for 20 or more yards after the catch on four of his six TD receptions in 2015.
- Turned 21 of his 28 receptions into first downs in 2015.
- Recorded a catch in each of the final 11 games of the 2015 season.

SINGLE-GAME CAREER HIGHS

Receptions 7 at No. 18 Ole Miss (11/7/15)
Receiving Yards 105 at No. 18 Ole Miss (11/7/15)
Receiving TDs 2 at No. 18 Ole Miss (11/7/15)
Rushing TDs 1 vs. Auburn (10/24/15)

CAREER STATS

	RECEIVING				RUSHING				KICK RETURN			
	GS	REC	YDS	AVG	TD	LNG	ATT	YDS	AVG	TD	LNG	RET
2015	12/6	28	535	19.1	6	71	4	24	6.0	1	11	10
2016	9/2	8	138	17.3	1	51	5	26	5.2	0	15	9
TOTAL	21/8	36	673	18.7	7	71	9	50	5.6	1	15	19

2016 GAME-BY-GAME STATS

	RECEIVING				RUSHING				KICK RETURN			
	GS	REC	YDS	AVG	TD	LNG	ATT	YDS	AVG	TD	LNG	RET
LA TECH	1/0	1	6	6.0	0	6	0	0	0.0	0	0	2
at TCU	1/1	1	11	11.0	0	11	2	18	9.0	0	15	4
TX STATE	1/1	2	36	18.0	0	32	1	15	15.0	0	15	2
vs. TAMU	1/0	0	0	0.0	0	0	1	-6	-6.0	0	0	0
ALCORN	1/0	0	0	0.0	0	0	0	0	0.0	0	0	0
ALA	1/0	1	20	20.0	0	20	1	-1	-1.0	0	0	1
MISS	1/0	3	65	21.7	1	51	0	0	0.0	0	0	0
at AU	1/0	0	0	0.0	0	0	0	0	0.0	0	0	0
UF	1/0	0	0	0.0	0	0	0	0	0.0	0	0	0
LSU												
at MSU												
at MIZZ												
TOTAL	9/2	8	138	17.3	1	51	5	26	5.2	0	15	9



JEREMY SPRINKLE

Senior | Tight End
6-6 | 256

White Hall, Ark. | White Hall HS

83

QUICK HITS

- John Mackey Award candidate.
- Set the school record for career TD catches among tight ends (11) during the Alabama game.
- His 11 career TD catches rank 2nd among active SEC career leaders.
- Has eight TDs in his last 12 games dating back to 2015.
- Tied for 10th in TD receptions among FBS tight ends (4) and 2nd among SEC tight ends.
- 35 of last 50 receptions have resulted in either a first down or a TD dating back to last season.
- 28 of those catches have gone for at least 10 yards, including 11 for 20 yards or more.
- Only SEC tight end and 1 of 2 nationally with a TD catch in each of the first three weeks.
- Caught the eventual game-winning TD against LA Tech.
- Led all SEC tight ends with six receiving TDs in 2015, good for a tie for ninth in the FBS.
- Equaled the program single-game record with three against Mississippi State.
- Three TD catches also tied for the most by an FBS TE in a game in 2015.
- All six TDs in 2015 came over the final seven games of the season.

SINGLE-GAME CAREER HIGHS

Receptions 6 vs. Mississippi State (11/21/15)
Receiving Yards 81 vs. Kansas State (1/2/16)
Receiving TDs 3 vs. Mississippi State (11/21/15)

CAREER STATS

	RECEIVING				RUSHING			
	GS	REC	YDS	AVG	TD	LNG	ATT	YDS
2013	12/2	4	68	17.0	0	44	1	1
2014	13/0	7	84	12.0	1	17	0	0
2015	13/7	27	389	14.4	6	42	1	4
2016	9/9	23	266	11.6	4	31	0	0
TOTAL	47/18	61	807	13.2	11	44	2	5

2016 GAME-BY-GAME STATS

	RECEIVING				RUSHING			
	GS	REC	YDS	AVG	TD	LNG	ATT	YDS
LA TECH	1/1	3	19	6.3	1	12	0	0
at TCU	1/1	3	58	19.3	1	25	0	0
TX STATE	1/1	3	20	6.7	1	10	0	0
vs. TAMU	1/1	4	46	11.5	0	23	0	0
ALCORN	1/1	2	14	7.0	0	9	0	0
ALA	1/1	3	37	12.3	1	24	0	0
MISS	1/1	1	5	5.0	0	5	0	0
at AU	1/1	1	16	16.0	0	16	0	0
UF	1/1	3	51	17.0	0	31	0	0
LSU								
at MSU								
at MIZZ								
TOTAL	9/9	23	266	11.6	4	31	0	0

**HENRE' TOLIVER**

Junior | Defensive Back

6-1 | 185

Marrero, La. | Archbishop Rummel HS

5**QUICK HITS**

- Has started 12 of the last 13 games dating back to last season.
- Ranks 3rd among Arkansas DBs and 7th on the team with 33 tackles.
- Topped the 100-career tackle plateau against No. 12 Ole Miss.
- 75 of 106 career tackles have been solo stops.
- Arkansas' active career leader in INTs (5).
- Helped the Hogs shut out TCU in the first half with three tackles and a pass breakup.
- Finished 4th on the team in tackles at TCU (6).
- Tied for the team lead in tackles (7) against Alcorn State for the first time this season.
- Five of seven tackles against Alcorn State came in the first half.
- Picked off his fifth career pass against No. 12 Ole Miss.
- Has led the team in tackles twice in his career.
- Finished fourth on the team and second among defensive backs in tackles last season (55).
- Ranked second on the team in pass breakups last season (8).

SINGLE-GAME CAREER HIGHS

Tackles 8 (2x) last vs. Mississippi State (11/21/15)
 Tackles For Loss 2.0 vs. UTEP (9/5/15)
 Interceptions 1 (5x) last vs. Ole Miss (10/15/16)
 Pass Breakups 2 (4x) last at No. 21 Auburn (10/22/16)

CAREER STATS

	GS	UA	A	ToT	TFL-YDS	SCK-YDS	FF	FR-YDS	INT-YDS	QBH	BRUP
2014	11/4	11	7	18	1.0-4	1.0-4	0	0-0	2-46	0	1
2015	13/10	43	12	55	4.0-14	0.0-0	0	0-0	1-12	0	8
2016	9/8	21	12	33	1.0-1	0.0-0	0	0-0	2-70	0	6
TOTAL	33/22	75	31	106	6.0-19	1.0-4	0	0-0	5-128	0	15

2016 GAME-BY-GAME STATS

	GS	UA	A	ToT	TFL-YDS	SCK-YDS	FF	FR-YDS	INT-YDS	QBH	BRUP
LA TECH	1/1	2	2	4	1.0-1	0.0-0	0	0-0	0-0	0	0
at TCU	1/1	4	2	6	0.0-0	0.0-0	0	0-0	0-0	0	1
TX STATE	1/1	1	0	1	0.0-0	0.0-0	0	0-0	0-0	0	0
vs. TAMU	1/1	3	1	4	0.0-0	0.0-0	0	0-0	0-0	0	2
ALCORN	1/1	4	3	7	0.0-0	0.0-0	0	0-0	1-70	0	0
ALA	1/1	2	1	3	0.0-0	0.0-0	0	0-0	0-0	0	0
MISS	1/1	2	2	4	0.0-0	0.0-0	0	0-0	1-0	0	0
at AU	1/1	2	1	3	0.0-0	0.0-0	0	0-0	0-0	0	2
UF	1/0	1	0	1	0.0-0	0.0-0	0	0-0	0-0	0	1
LSU											
at MSU											
at MIZZ											
TOTAL	9/8	21	12	33	1.0-1	0.0-0	0	0-0	2-70	0	6

**DEVWAH WHALEY**

Freshman | Running Back

5-10 | 226

Beaumont, Texas | Central HS

21**QUICK HITS**

- Has rushed for 50+ yards in four games.
- 75-yard TD run is Arkansas' longest play of the season.
- 75-yard TD run against Alcorn State is the fourth-longest run by a freshman this season.
- 5 of 9 carries against Alcorn State resulted in a first down.
- 135 rush yards are the most by an Arkansas freshman since Alex Collins' 172 vs. Samford in '13.
- Caught his first two career receptions against No. 10 Florida, each going for 43 and 26 yards.

SINGLE-GAME CAREER HIGHS

Attempts 14 vs. No. 10 Florida (11/5/16)
 Rushing Yards 135 vs. Alcorn State (10/1/16)
 Rushing TDs 1 vs. Alcorn State (10/1/16)

CAREER STATS

	RUSHING							RECEIVING			
	GS	ATT	YDS	AVG	TD	LNG	REC	YDS	AVG	TD	LNG
2016	9/0	68	385	5.7	1	75	2	69	34.5	0	43
TOTAL	9/0	68	385	5.7	1	75	2	69	34.5	0	43

2016 GAME-BY-GAME STATS

	RUSHING							RECEIVING			
	GS	ATT	YDS	AVG	TD	LNG	REC	YDS	AVG	TD	LNG
LA TECH	1/0	2	1	0.5	0	2	0	0	0.0	0	0
at TCU	1/0	2	5	2.5	0	5	0	0	0.0	0	0
TX STATE	1/0	11	50	4.5	0	9	0	0	0.0	0	0
vs. TAMU	1/0	9	29	3.2	0	16	0	0	0.0	0	0
ALCORN	1/0	9	135	15.0	1	75	0	0	0.0	0	0
ALA	1/0	5	21	3.8	0	11	0	0	0.0	0	0
MISS	1/0	11	65	5.9	0	18	0	0	0.0	0	0
at AU	1/0	8	11	1.4	0	5	0	0	0.0	0	0
UF	1/0	14	66	4.7	0	16	2	69	34.5	0	43
LSU											
at MSU											
at MIZZ											
TOTAL	9/0	68	385	5.7	1	75	2	69	34.5	0	43



GAME NOTES



RAWLEIGH WILLIAMS III

Sophomore | Running Back
5-10 | 226
Dallas, Texas | Bishop Lynch HS

22

QUICK HITS

- Doak Walker Award candidate.
- Named SEC Offensive POW (Oct. 19), SEC Co-Offensive POW (Nov. 7).
- 48th Arkansas player since 1956 to amass 1,000 career rushing yards.
- Ranks 3rd in the SEC in runs that result in a first down (44).
- Posted a career-high 180-yards rushing against No. 12 Ole Miss.
- T-2nd in the SEC in 100-yard rushing games (5).
- T-4th the SEC in 10-yard runs (26) and 20-yard runs (9).
- Has 15 carries resulting in a first down on first down which is T-2nd in the SEC.
- Returned to his home state of Texas and rushed 28 times for 137 yards in a win over No. 15 TCU.
- Scored Arkansas' first TD of the 2016 season in his first game back from a neck injury.
- 1 of 3 SEC freshmen RBs to rush for 100 yards in a game in 2015.
- One of two SEC freshmen RBs to rush for 100 yards in a game against an SEC opponent in 2015.
- Scored his first career TD on a 3-yard run during the fourth quarter vs. Texas A&M.
- Left in the 3rd quarter vs. Auburn (10/24/15) with a neck injury and missed the rest of the season.

SINGLE-GAME CAREER HIGHS

Attempts.....	28 at No. 15 TCU (9/10/16)
Rushing Yards.....	180 vs. No. 12 Ole Miss (10/15/16)
Rushing TDs.....	2 (2x) last vs. No. 10 Florida (11/5/16)
Receptions.....	3 vs. Louisiana Tech (9/3/16)
Receiving TDs.....	1 vs. No. 12 Ole Miss (10/15/16)
Receiving Yards.....	51 vs. No. 1 Alabama (10/8/16)

CAREER STATS

	GS	ATT	RUSHING					RECEIVING				
			YDS	AVG	TD	LNG	REC	YDS	AVG	TD	LNG	
2015	7/0	56	254	4.5	1	44	5	26	5.2	0	10	
2016	9/8	179	955	5.3	7	55	12	121	10.1	1	29	
TOTAL	16/8	235	1,209	5.1	8	55	17	147	8.6	1	29	

2016 GAME-BY-GAME STATS

	GS	ATT	RUSHING					RECEIVING				
			YDS	AVG	TD	LNG	REC	YDS	AVG	TD	LNG	
LA TECH	1/1	24	96	4.0	1	14	3	15	5.0	0	16	
at TCU	1/1	28	137	4.9	0	37	0	0	0.0	0	0	
TX STATE	1/1	19	121	6.4	2	18	0	0	0.0	0	0	
vs. TAMU	1/1	17	79	4.6	1	55	1	-4	-4.0	0	0	
ALCORN	1/1	13	126	9.7	0	29	0	0	0.0	0	0	
ALA	1/0	12	46	3.8	1	14	2	51	25.5	0	29	
MISS	1/1	27	180	6.7	0	53	2	18	9.0	1	16	
at AU	1/1	13	22	1.7	0	8	2	19	9.5	0	10	
UF	1/1	26	148	5.7	2	41	2	22	11.0	0	17	
LSU												
at MSU												
at MIZZ												
TOTAL	9/8	179	955	5.3	7	55	12	121	10.1	1	29	



DEATRICH WISE JR.

Senior | Defensive Lineman
6-5 | 271
Carrollton, Texas | Hebron HS

48

QUICK HITS

- Nagurski Trophy and Ted Hendricks Award candidate.
- SEC Defensive Lineman of the Week (Sept. 6).
- Tied for the team lead in TFL (5.0) and ranks 2nd on the team in sacks (3.5).
- Has 10.5 sacks in his last 14 games.
- Ranks 6th among SEC active career leaders in sacks (16.5).
- Took sole possession of 10th place all-time in school history with 16.5 career sacks.
- Leads the team with seven quarterback hurries.
- Led the SEC in sacks during conference play (8.0) last season.
- Had 4.5 sacks against ranked opponents, good for 2nd in the SEC and tied for 6th nationally.
- Led the SEC and tied for 10th nationally in sacks per game against ranked opponents (1.13).
- Paced the SEC and ranked second nationally in sacks during the month of November (7.0).

SINGLE-GAME CAREER HIGHS

Tackles.....	8 at No. 21 Auburn (10/22/16)
Tackles For Loss.....	2.5 at No. 9 LSU (11/14/15)
Sacks.....	2.5 at No. 9 LSU (11/14/15)
Forced Fumbles.....	1 (4x) last vs. Alcorn State (10/1/16)
QB Hurries.....	3 vs. Louisiana Tech (9/3/16)

CAREER STATS

	GS	UA	A	ToT	TFL-YDS	SCK-YDS	FF	FR-YDS	INT-YDS	QBH	BRUP
2012	2/0	2	0	2	1.0-21	1.0-21	0	0-0	0-0	0	0
2013	12/1	6	11	17	3.0-17	2.0-16	0	1-0	0-0	2	0
2014	10/1	5	8	13	3.0-23	2.0-19	0	0-0	0-0	3	0
2015	13/0	17	14	31	10.5-52	8.0-43	3	0-0	0-0	5	3
2016	9/9	16	22	38	5.0-27	3.5-23	1	0-0	0-0	7	3
TOTAL	46/11	46	55	101	22.5-140	16.5-122	4	1-0	0-0	17	6

2016 GAME-BY-GAME STATS

	GS	UA	A	ToT	TFL-YDS	SCK-YDS	FF	FR-YDS	INT-YDS	QBH	BRUP
LA TECH	1/1	1	6	7	0.5-5	0.5-5	0	0-0	0-0	3	1
at TCU	1/1	2	2	4	1.0-4	1.0-4	0	0-0	0-0	0	0
TX STATE	1/1	1	1	2	0.5-5	0.5-5	0	0-0	0-0	0	0
vs. TAMU	1/1	2	4	6	1.0-3	0.0-0	0	0-0	0-0	0	0
ALCORN	1/1	2	1	3	1.0-6	1.0-6	1	0-0	0-0	0	0
ALA	1/1	1	1	2	0.0-0	0.0-0	0	0-0	0-0	0	0
MISS	1/1	0	4	4	0.5-1	0.0-0	0	0-0	0-0	1	2
at AU	1/1	6	2	8	0.0-0	0.0-0	0	0-0	0-0	1	0
UF	1/1	1	1	2	0.5-3	0.5-3	0	0-0	0-0	2	0
LSU											
at MSU											
at MIZZ											
TOTAL	9/9	16	22	38	5.0-27	3.5-23	1	0-0	0-0	7	3




► TEAM
Scored 70+ points

(73) vs. Nicholls (7) 2014

Scored 60+ points

(63) vs. UT Martin (28) 2015

Scored 50+ points

(52) vs. Alcorn State (10) 2016

Scored 40+ points

(52) vs. Alcorn State (10) 2016

Scored 40+ points in a half

(56, 1st) vs. Nicholls 2014

Scored 30+ points in a half

(35, 1st) vs. Texas State 2016

Scored 35+ points in a quarter

(35, 1st) vs. Nicholls 2014

Scored 28+ points in a quarter

(28, 2nd) vs. UT Martin 2015

Defeated a ranked opponent

#10 Florida 2016

Defeated a ranked opponent on the road

at #12 TCU 2016

Defeated ranked opponents in consecutive games

at #19 Ole Miss; at #9 LSU 2015

Shut out an opponent

(30) vs. Ole Miss 2014

Had consecutive shutouts

(17) vs. LSU; (30) vs. Ole Miss 2014

Had consecutive SEC shutouts

(17) vs. LSU; (30) vs. Ole Miss 2014

Did not allow a touchdown

(3) vs. Texas State 2016

Was shut out

vs. Alabama (52) 2013

Totaled 600+ yards total offense

(605) at Ole Miss 2015

Totaled 500+ yards total offense

(559) vs. Alcorn State 2016

Totaled 400+ yards total offense

(466) vs. Florida 2016

Had 80+ total plays

(83) vs. Ole Miss 2016

Converted 30+ first downs

(30) vs. Kansas State 2015

Rushed for 400+ yards

(438) at Texas Tech 2014

Rushed for 300+ yards

(353) vs. Alcorn State 2016

Rushed 50+ times

(51) vs. Ole Miss 2016

Rushed for 5+ touchdowns

(5) vs. Kansas State 2015

Rushed for 4+ touchdowns

(5) vs. Kansas State 2015

Rushed for 3+ touchdowns

(3) vs. Alcorn State 2016

Passed for 500+ yards

(510) vs. Texas A&M 2011

Passed for 400-499 yards

(400) vs. Alabama 2016

Passed for 300-399 yards

(371) vs. Texas A&M 2016

Passed for 250-299 yards

(271) at LSU 2015

Attempted 50+ passes

(53) vs. Toledo 2015

Completed 30+ passes

(30) vs. Mississippi State 2015

Threw 6+ touchdown passes

(7) vs. Mississippi State 2015

Threw 5+ touchdown passes

(7) vs. Mississippi State 2015

Threw 4+ touchdown passes

(7) vs. Mississippi State 2015

Threw 3+ touchdown passes

(3) vs. Ole Miss 2016

Had 5+ fumbles

(5) at Texas A&M 2012

Had zero turnovers

at TCU 2016

Had 7+ turnovers

(7) vs. ULM 1997

100-yard rusher and 100-yard receiver

vs. Alcorn State 2016 (RUSH: D. Whaley - 135; R. Williams III - 126; REC: J. Cornelius - 106)

200-yard rusher and 100-yard receiver

at South Carolina 2006 (RUSH: Darren McFadden - 219; REC: Marcus Monk - 192)

Two 100-yard rushers

vs. Alcorn State (Devwah Whaley - 135; R. Williams III - 126)

Three 100-yard rushers

vs. North Texas 2007 (Darren McFadden - 138; Felix Jones - 132; Brandon Barnett - 105)

Two 100-yard receivers

at Ole Miss 2015 (D. Morgan - 122; D. Reed - 105)

Four different receivers caught touchdown passes

vs. Mississippi State 2015 (Jeremy Sprinkle, 3; Hunter Henry, 2; Drew Morgan, 1; Jared Cornelius, 1)

Scored on the first offensive play of the game

vs. Nicholls 2014 (Keon Hatcher 82 yard rush)

Returned a kickoff for TD

vs. Northern Illinois 2014 (Korliss Marshall - 97 yards)

Returned a game-opening kickoff for TD

vs. Northern Illinois 2014 (Korliss Marshall - 97 yards)

Returned a season-opening kickoff for TD

vs. Missouri State 2009 (Dennis Johnson - 91 yards)

Returned a punt for TD

vs. Kansas State 2011 (Joe Adams - 51 yards)

Returned two punts for TDs

vs. Missouri State 2011 (Joe Adams - 61 yards, 69 yards)

Returned an interception for a TD

vs. Florida 2016 (Santos Ramirez - 24 yards)

Returned a fumble for a TD

vs. Texas 2014 (Taiwan Johnson - 0 yards)

Returned a blocked punt for a TD

vs. Eastern Michigan 2009 (Seth Armbrust - 1 yard)

Returned a blocked field goal for a TD

at Mississippi State 2004 (Pierre Brown - 76 yds)

Blocked a punt

at Alabama 2015 (Jeremy Sprinkle)

Blocked a field goal

vs. Alcorn State 2016 (Dan Skipper)

Blocked a PAT

vs. Tulsa 2012 (DeQuinta Jones)

Missed a PAT

vs. Georgia 2014 (John Henson)

Had a punt blocked

vs. Toledo 2015 (Zach Quinn)

Did not punt

vs. Alcorn State 2016

Had a field goal blocked

vs. Kansas State 2015 (Marquel Bryant)

Had a PAT blocked

vs. Georgia 2014

Held an opponent to less than 10 first downs

(8) vs. Texas State 2016

Intercepted 4+ passes

(4) vs. Mississippi State 2007

Intercepted 3+ passes

(3) vs. Ole Miss 2014

Intercepted 2+ passes

(2) vs. Florida 2016

Recovered 3+ fumbles

(3) vs. Ole Miss 2014

Recovered 2+ fumbles

(2) vs. Alabama 2016

Forced 6+ turnovers

(6) vs. Ole Miss 2014

Forced 5+ turnovers

(6) vs. Ole Miss 2014

Forced 4+ turnovers

(4) vs. Alcorn State 2016

**Held an opponent to less than 300 yards**

(241) vs. Florida 2016

Held an opponent to less than 200 yards

(105) vs. Texas State 2016

Scored a safety

vs. Toledo 2015 (TEAM)

Scored on a fake punt

vs. Texas A&M 2014 (Sam Irwin-Hill - 51-yd. rush)

Scored on a fake field goal

vs. UAB 2014 (Tretola 6 yd. pass to D'Appollonio)

Scored a 2-point conversion

vs. TCU 2016 (A. Allen 3-yd rec. from K. Hatcher)

Committed 1 penalty or less

vs. Missouri 2015

► INDIVIDUAL**Had 400+ yards total offense in a game**

(411) Brandon Allen vs. Mississippi State 2015 (5 rushing, 406 passing)

Had 300+ yards total offense in a game

(390) Austin Allen vs. Alabama 2016 (-10 rushing, 400 passing)

Was responsible for 5+ TDs in a game

(7) Brandon Allen vs. Mississippi State 2015 (7 pass)

Was responsible for 4+ TDs in a game

(7) Brandon Allen vs. Mississippi State 2015 (7 pass)

Was responsible for 3+ TDs in a game

(3) Austin Allen vs. Ole Miss 2016 (3 pass)

Rushed 40+ times in a game

(40) DeCori Birmingham at Kentucky 2003

Rushed 30+ times in a game

(30) Alex Collins vs. Missouri 2015

Rushed for 200+ yards in a game

(212) Alex Collins at Texas Tech 2014

Rushed for 150+ yards in a game

(180) Rawleigh Williams III vs. Ole Miss 2016

Rushed for 100+ yards in a game

(148) Rawleigh Williams III vs. Florida 2016

Rushed for 150+ yards in consecutive games

Alex Collins (170) vs. Texas Tech, (151) vs. Texas A&M, (154) at Tennessee 2015

Rushed for 100+ yards in consecutive games

Rawleigh Williams (137) at TCU, (121) vs. Texas State

Rushed for 5+ TDs in a game

(5) Alex Collins vs. UT Martin 2015

Rushed for 4+ TDs in a game

(5) Alex Collins vs. UT Martin 2015

Rushed for 3+ TDs in a game

(3) Alex Collins vs. Kansas State 2015

Passed for 500+ yards in a game

(510) Tyler Wilson vs. Texas A&M 2011

Passed for 400+ yards in a game

(400) Austin Allen vs. Alabama 2016

Passed for 300+ yards in a game

(400) Austin Allen vs. Alabama 2016

Attempted 50+ passes in a game

(53) Brandon Allen vs. Toledo 2015

Attempted 40+ passes in a game

(48) Austin Allen vs. Alabama 2016

Attempted 30+ passes in a game

(30) Austin Allen at Auburn 2016

Had 300+ yards receiving in a game

(303) Cobi Hamilton vs. Rutgers 2012

Had 200+ yards receiving in a game

(303) Cobi Hamilton vs. Rutgers 2012

Had 150+ yards receiving in a game

(155) Drew Morgan vs. Texas A&M 2015

Had 100+ yards receiving in a game

(146) Jared Cornelius vs. Alabama 2016

100+ receiving yards in consecutive games

Jared Cornelius (126) vs. Texas A&M, (106) vs. Alcorn State, (146) vs. Alabama 2016

Caught 10+ passes in a game

(10) Cobi Hamilton vs. LSU 2012

Caught 10+ passes in consecutive games

Cobi Hamilton (12) vs. Ole Miss, (11) vs. Tulsa 2012

Caught 3+ TD passes in a game

(3) Jeremy Sprinkle vs. Mississippi State 2015

Caught 2+ TD passes in a game

(2) Keon Hatcher vs. Alabama 2016

Scored 15+ points kicking

(15) Todd Wright (4-4 FG, 3-4 PAT) vs. UTEP 1989

Kicked 5+ field goals in a game

(5) Kendall Trainor vs. Texas A&M 1988

Kicked 4+ field goals in a game

(4) Alex Tejada vs. Troy 2007

Made a 60-yard+ FG

(67) Steve Little vs. Texas 1977

Made a 50-yard+ FG

(54) Adam McFain at Auburn 2016

Had an 80-yard+ punt

(83) Pete Raether vs. Louisiana-Lafayette 1991

Had a 70-yard+ punt

(79) Sam Irwin-Hill vs. South Carolina 2013

Intercepted 3+ passes in a game

(3) Michael Grant vs. ULM 2006

Intercepted 2+ passes in a game

(2) Tramain Thomas vs. Auburn 2011

Returned 2+ punts for TDs

(2) Joe Adams vs. Missouri State 2011 (61 yards, 69 yards)

Had a 90+ yard rush

(90) Jonathan Williams vs. Nicholls 2014

Had an 80+ yard rush

(80) Alex Collins at LSU 2015

Had a 70+ yard rush

(75) Devwah Whaley vs. Alcorn State 2016

Had a 60+ yard rush

(75) Devwah Whaley vs. Alcorn State 2016

Had a 90+ yard pass

(92) Matt Jones to Richard Smith at Tennessee 2002

Had an 80+ yard pass

(80) Tyler Wilson to Cobi Hamilton vs. Rutgers 2012

Had a 70+ yard pass

(73) Austin Allen to Keon Hatcher vs. Texas State 2016

Had two 80+ yard passes

(85) Ryan Mallett to Cobi Hamilton, (80) Ryan Mallett to Cobi Hamilton vs. LSU 2010

Had two 70+ yard passes

(77) Tyler Wilson to Jonathan Williams, (74) Tyler Wilson to Jonathan Williams vs. Kentucky 2012



► TEAM

Failed to score a TD
Texas State 2016

Had 30+ first downs
(32) Mississippi State 2015

300+ yards rushing
(543) Auburn 2016

50+ rushing attempts
(57) Auburn 2016

400+ yards passing
(508) Mississippi State 2015

300+ yards passing
(377) TCU 2016

250+ yards passing
(253) Ole Miss 2016

50+ pass attempts
(58) TCU 2016

30+ pass completions
(58) TCU 2016

4+ touchdown passes
(5) Mississippi State 2015

3+ touchdown passes
(5) Mississippi State 2015

500+ yards total offense
(632) Auburn 2016

80+ total plays
(90) TCU 2016

70+ points
(70) Southern California 2005

60+ points
(65) Auburn 2010

50+ points
(56) Auburn 2016

40+ points
(56) Auburn 2016

No turnovers
Auburn 2016

5+ Fumbles
(5) Kentucky (lost 2) 2008

100-yard+ rusher and 100-yard+ receiver
Alabama 2016 (RUSH: Damien Harris, 122; REC: ArDarius Stewart, 120 yards)

Returned a kickoff for TD
Tennessee 2015 (Evan Berry - 96 yards)

Returned a punt for TD
Rutgers 2013 (Janarion Grant - 58 yards)

Returned an interception for a TD
Florida 2016 (Duke Dawson - 37 yards)

Returned 2+ interceptions for TDs
(2) Alabama 2008 (Javier Arenas - 63 yards, Justin Woodall - 74 yards)

Returned a fumble for a TD
Alabama 2016 (Tim Williams - 23 yards)

Returned a blocked punt for a TD
Kentucky 2003 (Andrew Hopewell, six yards)

Blocked a punt
Toledo 2015 (Zach Quinn)

Blocked a field goal
Kansas State 2015 (Marquel Bryant)

Had a field goal blocked
Alcorn State 2016

Had a punt blocked
Alabama 2015

Missed a PAT
Ole Miss 2016

Missed two PATs
Tulsa 2012

Had PAT blocked
Tulsa 2012

Intercepted 3+ passes
(3) Alabama 2016

Scored a safety
Auburn 2008

Scored a 2-point conversion
Auburn 2015

► INDIVIDUAL

Rushed 35+ times in a game
(37) Peyton Barber (Auburn) 2015

Rushed 30+ times in a game
(37) Peyton Barber (Auburn) 2015

Rushed for 200+ yards in a game
(202) Nick Chubb (Georgia) 2014

Rushed for 150+ yards in a game
(192) Kamryn Pettway (Auburn) 2016

Rushed for 3+ touchdowns in a game
(3) Chad Kelly (Ole Miss) 2015

Passed for 500+ yards in a game
(508) Dak Prescott (Mississippi State) 2015

Passed for 400+ yards in a game
(508) Dak Prescott (Mississippi State) 2015

Passed for 300+ yards in a game
(377) Kenny Hill (TCU) 2016

Attempted 60+ passes in a game
(67) Kolton Browning (ULM) 2012

Attempted 50+ passes in a game
(56) Kenny Hill (TCU) 2016

Attempted 40+ passes in a game
(56) Kenny Hill (TCU) 2016

Threw 5+ TDs in a game
(5) Dak Prescott (Mississippi State) 2015

Threw 4+ TDs in a game
(5) Dak Prescott (Mississippi State) 2015

Threw 3+ TDs in a game
(5) Dak Prescott (Mississippi State) 2015

Had 400+ yards total offense in a game
(470) Kenny Hill (TCU) 2016 (PASS: 377; RUSH: 93)

Had 300+ yards total offense in a game
(342) Chad Kelly (Ole Miss) (PASS: 253; RUSH: 89)

Had 200+ yards receiving in a game
(208) Jamayel Smith (Mississippi State) 2007

Had 150+ yards receiving in a game
(154) Fred Ross (Mississippi State) 2015

Had 100+ yards receiving in a game
(111) Evan Engram (Ole Miss) 2016

Caught 15+ passes in a game
(17) Willie Gosha (Auburn) 1995

Caught 10+ passes in a game
(10) Fred Ross, (10) De'Runnya Wilson (Mississippi State) 2012

Caught 3+ TD passes in a game
(3) Jamie Armstrong (Ole Miss) 2001

Caught 2+ TD passes in a game
(2) Fred Ross (Mississippi State) 2015

Made 4+ field goals in a game
(4) Josh Jasper (LSU) 2009

Made a 50+ yard field goal
(52) Andrew Baggett (Missouri) 2014

Had an 80+ yard punt
(82) Derek Helton (LSU) 2010

Had a 70+ yard punt
(72) Jordan Chiles (Missouri State) 2011

Intercepted 2+ passes in a game
(3) Minkah Fitzpatrick (Alabama) 2016

Had a 90+ yard run
(97) John Avery (Ole Miss) 1997

Had an 80+ yard run
(80) Derrick Henry (Alabama) 2013

Had a 70+ yard run
(78) Eli Stove (Auburn) 2016

Had a 90+ yard pass
(92) Trevor Knight to Josh Reynolds (Texas A&M) 2016

Had an 80+ yard pass
(92) Trevor Knight to Josh Reynolds (Texas A&M) 2016

Had a 70+ yard pass
(92) Trevor Knight to Josh Reynolds (Texas A&M) 2016



GAME NOTES

GAME	FINAL SCORE	SCORE BY QUARTER				FIRST DOWNS				RUSHING			PASSING			TOTAL OFFENSE		PUNTING	FUMBLES	PENALTY	THIRD DOWNS	TOTAL TOP
		1	2	3	4(OT)	RU	PA	PN	TOT	ATT	YDS	TD	C-A-I	YDS	TD	ATT	YDS	NO-AVG	NO-LOST	NO-YDS		
LA Tech	20	7	7	6	0	5	10	1	16	23	79	2	19-31-1	212	0	54	291	3-38.3	1-0	3-20	5-11	23:19
Arkansas	21	7	7	0	7	8	12	1	21	40	106	1	20-29-2	191	2	69	297	4-47.5	1-0	4-35	3-12	36:41
Arkansas	41	3	10	7	21	9	11	0	20	43	180	1	17-29-0	223	3	72	403	6-50.7	0-0	5-45	7-16	33:07
TCU	38	0	0	7	31	6	19	0	25	32	195	4	36-58-1	377	1	90	572	5-39.8	1-1	9-95	12-19	26:53
Texas State	3	0	0	3	0	5	3	0	8	26	22	0	11-26-1	83	0	52	105	8-45.6	0-0	5-45	3-14	20:31
Arkansas	42	14	21	7	0	15	9	2	26	44	233	2	16-22-0	241	2	66	467	4-43.5	1-1	7-40	4-9	34:29
Arkansas	24	7	10	0	7	4	17	6	27	40	120	1	28-42-0	371	2	82	491	3-39.3	3-3	7-62	9-16	39:45
Texas A&M	45	0	17	7	21	13	7	2	22	37	366	4	12-22-0	225	2	59	591	2-47.5	3-2	7-55	8-12	20:15
Alcorn St.	10	0	7	3	0	8	7	0	15	38	155	1	13-19-2	158	0	57	313	5-42.2	3-2	3-15	4-11	31:55
Arkansas	52	24	0	14	14	17	8	0	25	38	353	3	13-18-0	206	3	56	559	0-0	1-1	4-45	2-7	28:05
Alabama	49	14	21	7	7	8	8	0	16	34	264	3	13-17-1	253	2	51	517	4-51.5	3-2	7-86	4-8	22:53
Arkansas	30	7	10	7	6	7	13	5	25	36	73	1	25-48-3	400	3	84	473	4-52.8	3-2	6-60	8-16	37:07
Ole Miss	30	6	14	0	10	6	13	1	20	31	150	3	18-39-1	253	1	70	403	5-40.2	2-0	4-45	6-14	19:22
Arkansas	34	14	6	7	7	12	13	2	27	51	200	1	19-32-1	229	3	83	429	5-46.2	1-0	6-71	5-16	40:38
Arkansas	3	0	3	0	0	4	10	0	14	31	25	0	18-33-1	190	0	64	215	10-41.5	1-1	4-29	3-15	32:37
Auburn	56	21	7	14	14	22	4	0	26	57	543	7	7-12-0	89	1	69	632	3-39.7	0-0	2-10	7-12	27:23
Florida	10	7	0	0	3	1	11	1	13	14	12	0	19-37-2	229	0	51	241	7-44.4	2-0	3-34	1-11	20:39
Arkansas	31	14	7	0	10	9	10	3	22	49	223	2	15-26-1	243	1	75	466	6-40.2	0-0	9-97	6-14	39:21

► GAME-BY-GAME OFFENSIVE STARTERS

OPPONENT	LT	LG	C	RG	RT	TE	TE/WR/FB	QB	RB	WR	WR
LA Tech	Skipper	Froholdt	Ragnow	Raulerson	C. Jackson	Sprinkle	J. Cornelius (WR)	A. Allen	R. Williams	Hollister	Morgan
TCU	Skipper	Froholdt	Ragnow	Raulerson	C. Jackson	Sprinkle	H. Johnson (FB)	A. Allen	R. Williams	Reed	Morgan
Texas State	Skipper	Froholdt	Raulerson	Ragnow	C. Jackson	Sprinkle	H. Johnson (FB)	A. Allen	R. Williams	Reed	Hatcher
Texas A&M	Skipper	Froholdt	Ragnow	Raulerson	B. Wallace	Sprinkle	H. Johnson (FB)	A. Allen	R. Williams	Morgan	Hatcher
Alcorn State	Skipper	Froholdt	Ragnow	Raulerson	B. Wallace	Sprinkle	H. Johnson (FB)	A. Allen	R. Williams	Hollister	Morgan
Alabama	Skipper	Froholdt	Ragnow	Raulerson	B. Wallace	Sprinkle	Cantrell (FB)	A. Allen	K. Walker	Hollister	Morgan
Ole Miss	Skipper	Froholdt	Ragnow	Raulerson	B. Wallace	Sprinkle	H. Johnson (FB)	A. Allen	R. Williams	Hollister	Cornelius
Auburn	Skipper	Froholdt	Ragnow	Raulerson	B. Wallace	Sprinkle	H. Johnson (FB)	A. Allen	R. Williams	Hatcher	Morgan
Florida	Skipper	Froholdt	Ragnow	Gibson	B. Wallace	Sprinkle	Cantrell (TE)	A. Allen	R. Williams	Morgan	Hatcher

► GAME-BY-GAME DEFENSIVE STARTERS

OPPONENT	DE	DT	DT	DE	SLB/CB	MLB	WLB	CB	FS	SS/FS	CB
LA Tech	Roesler	T. Johnson	J. Ledbetter	Wise	K. Richardson (CB)	Ellis	Greenlaw	Collins	Liddell	S. Ramirez	Toliver
TCU	Beanum	T. Johnson	J. Ledbetter	Wise	Pulley (CB)	Ellis	Greenlaw	Collins	Liddell	S. Ramirez	Toliver
Texas State	Beanum	T. Johnson	J. Ledbetter	Wise	Pulley (CB)	Ellis	Greenlaw	Collins	Liddell	S. Ramirez	Toliver
Texas A&M	Beanum	T. Johnson	J. Ledbetter	Wise	Pulley (CB)	Ellis	Greenlaw	Collins	Liddell	S. Ramirez	Toliver
Alcorn State	Beanum	T. Johnson	J. Ledbetter	Wise	Pulley (CB)	Ellis	Greenlaw	Collins	Liddell	Coley	Toliver
Alabama	Beanum	T. Johnson	J. Ledbetter	Wise	Pulley (CB)	Ellis	Greenlaw	Collins	Liddell	Coley	Toliver
Ole Miss	Beanum	T. Johnson	J. Ledbetter	Wise	Pulley (CB)	Ellis	Eugene	Collins	Liddell	Coley	Toliver
Auburn	Beanum	T. Johnson	J. Ledbetter	Wise	Pulley (CB)	Ellis	Eugene	Collins	Liddell	S. Ramirez	Toliver
Florida	J. Ledbetter	T. Johnson	Agim	Winston	Ramsey	Ellis	Eugene	Collins	Liddell	S. Ramirez	Pulley

► SEASON/CAREER STARTS

OFFENSE	2016	2015	2014	2013	TOT	CONS
Austin Allen, QB, Jr.	9	-	-	-	9	9
Anthony Antwine, WR, Jr.	-	1	-	-	1	0
Austin Cantrell, FB, R-Fr.	2	-	-	-	2	1
Jared Cornelius, WR, Jr.	2	6	-	-	8	0
Hjalte Froholdt, DL, So.	9	-	-	-	9	9
Johnny Gibson, OL, So.	1	-	-	-	1	1
Keon Hatcher, WR, Sr.	4	2	11	6	23	2
Cody Hollister, WR, Sr.	4	1	7	-	12	0
Colton Jackson, OL, R-Fr.	3	-	-	-	3	0
Kendrick Jackson, FB, So.	-	1	-	-	1	0
Hayden Johnson, FB, Fr.	6	-	-	-	6	0
Damon Mitchell, WR, Jr.	-	1	-	-	1	0
Drew Morgan, WR, Sr.	7	10	-	-	17	2
Frank Ragnow, OL, Jr.	9	13	-	-	22	22
Jake Raulerson, OL, Jr.	8	-	-	-	8	0
Dominique Reed, WR, Sr.	2	6	-	-	8	0
Luke Rossi, WR, So.	-	1	-	-	1	0
Dan Skipper, OL, Sr.	9	13	13	8	43	43
Jeremy Sprinkle, TE, Sr.	9	7	-	2	18	9
Kody Walker, RB, Sr.	1	1	1	-	4	0
Brian Wallace, OL, So.	6	-	-	-	6	6
Rawleigh Williams, RB, So.	8	-	-	-	8	3
DEFENSE	2016	2015	2014	2013	TOT	CONS
McTelvin Agim, DL, Fr.	1	-	-	-	1	1
Tevin Beanum, DL, Jr.	7	8	-	-	15	0
De'Andre Coley, FS, Jr.	3	-	-	-	3	0
Jared Collins, DB, Sr.	9	13	12	2	36	32
DJ Dean, DB, Sr.	-	8	7	1	16	0
Brooks Ellis, LB, Sr.	9	13	11	4	37	27
Dwayne Eugene, LB, Jr.	3	1	-	-	4	3
Dre Greenlaw, LB, So.	6	11	-	-	17	0
Khalia Hackett, LB, Jr.	-	1	-	-	1	0
Taiwan Johnson, DL, Sr.	9	13	13	-	35	35
Jeremiah Ledbetter, DL, Sr.	9	12	-	-	21	21
Brandon Lewis, DL, Sr.	-	-	-	1	1	0
Josh Liddell, DB, Jr.	9	10	2	-	21	16
Ryan Pulley, DB, So.	8	1	-	-	9	8
Santos Ramirez, DB, So.	6	3	-	-	9	2
Randy Ramsey, LB, So.	1	-	-	-	1	1
Kevin Richardson, DB, Jr.	1	5	-	-	6	0
Karl Roesler, DL, Jr.	1	-	-	-	1	0
Henre' Toliver, DB, Jr.	8	10	4	-	22	0
Josh Williams, LB, Sr.	-	2	2	-	4	0
Deatrich Wise Jr., DL, Sr.	8	-	1	1	10	0
JaMichael Winston, DL, Sr.	1	6	12	-	19	1





► ARKANSAS SCORING DRIVES

Opponent	No. of Plays	Total Yards	Drive Time	Type of Score	Score Qtr/Time	Drive Start	Scoring Play
LA Tech	11	75	6:19	TD	1st/2:52	AR 25	R. Williams 6-yd rush
LA Tech	9	63	4:04	TD	2nd/7:01	AR 37	J. Cornelius 13-yd rec.
LA Tech	13	77	7:37	TD	4th/6:37	AR 23	Sprinkle 4-yd rec.
TCU	8	55	3:20	FG	1st/11:40	AR 25	Hedlund 38-yd field goal
TCU	13	56	6:37	FG	2nd/12:07	AR 35	Hedlund 27-yd field goal
TCU	0	0	-	TD	2nd/10:09	TCU 00	Ellis 47-yd interception ret.
TCU	6	63	3:52	TD	3rd/4:27	AR 37	Morgan 13-yd rec.
TCU	4	58	0:56	TD	4th/11:03	AR 42	Hatcher 16-yd rec.
TCU	3	25	-	TD	10T	TCU 25	Sprinkle 19-yd rec.
TCU	4	25	-	TD	20T	TCU 25	A. Allen 5-yd rush
Texas State	10	82	5:45	TD	1st/9:15	AR 18	Hatcher 9-yd rec.
Texas State	5	87	2:20	TD	1st/4:36	AR 13	K. Walker 1-yd rush
Texas State	0	0	-	TD	2nd/11:31	TXST 00	Pulley 25-yd interception ret.
Texas State	7	50	4:03	TD	2nd/5:22	AR 25	Sprinkle 10-yd rec.
Texas State	8	93	1:57	TD	2nd/0:44	AR 7	R. Williams 1-yd rush
Texas State	3	42	8:54	TD	3rd/1:02	AR 18	R. Williams 15-yd rush
Texas A&M	2	16	0:48	TD	1st/12:29	TAMU 16	Hatcher 15-yd rec.
Texas A&M	9	68	4:53	FG	2nd/9:59	AR 25	Hedlund 25-yd field goal
Texas A&M	5	75	3:11	TD	2nd/1:31	AR 25	R. Williams 8-yd rush
Texas A&M	12	92	4:04	TD	4th/6:21	AR 08	J. Cornelius 5-yd rec.
Alcorn State	7	36	2:49	FG	1st/12:11	ALCN 43	Hedlund 25-yd field goal
Alcorn State	1	29	0:09	TD	1st/9:03	ALCN 29	J. Cornelius 29-yd rec.
Alcorn State	1	75	0:16	TD	1st/7:22	AR 25	Whaley 75-yd rush
Alcorn State	7	82	3:49	TD	1st/0:17	AR 18	J. Cornelius 35-yd rec.
Alcorn State	0	0	-	TD	3rd/9:42	ALCN 00	Toliver 70-yd interception ret.
Alcorn State	5	55	2:07	TD	3rd/5:44	AR 45	Hollister 26-yd rush
Alcorn State	9	75	4:51	TD	4th/13:49	AR 25	Pettway 10-yd rec.
Alcorn State	7	95	4:00	TD	4th/6:36	AR 05	Hammonds 5-yd rush
Alabama	9	75	3:31	TD	1st/1:54	AR 25	Sprinkle 24-yd rec.
Alabama	13	68	5:57	FG	2nd/2:56	AR 25	McFain 25-yd field goal
Alabama	4	79	0:56	TD	2nd/0:29	AR 21	Hatcher 16-yd rec.
Alabama	6	36	3:09	TD	3rd/3:57	UA 36	Hatcher 10-yd rec.
Alabama	7	94	1:53	TD	4th/3:18	AR 06	R. Williams 3-yd rush
Ole Miss	5	82	2:34	TD	1st/10:33	AR 18	Reed 51-yd rec.
Ole Miss	3	65	1:18	TD	1st/6:08	AR 35	Morgan 13-yd rec.
Ole Miss	10	56	4:50	FG	2nd/14:13	AR 20	McFain 43-yd field goal
Ole Miss	13	73	6:29	FG	2nd/5:21	AR 09	McFain 36-yd field goal
Ole Miss	10	38	5:17	TD	3rd/3:29	OM 38	R. Williams 2-yd rec.
Ole Miss	10	56	4:39	TD	4th/2:20	AR 44	Cornelius 6-yd rush
Auburn	6	39	1:28	FG	2nd/0:00	AR 25	McFain 54-yd field goal
Florida	0	0	-	TD	1st/12:20	UF 00	Ramirez 24-yd interception ret.
Florida	8	91	4:06	TD	1st/5:56	AR 09	R. Williams 6-yd rush
Florida	10	87	3:59	TD	2nd/0:16	AR 13	Morgan 7-yd rec.
Florida	13	68	7:20	FG	4th/9:14	AR 14	McFain 36-yd field goal
Florida	3	47	1:01	TD	4th/5:40	UF 47	R. Williams 41-yd rush

► OPPONENT SCORING DRIVES

Opponent	No. of Plays	Total Yards	Drive Time	Type of Score	Score Qtr/Time	Drive Start	Scoring Play
LA Tech	8	62	2:31	TD	1st/9:11	LATECH 38	J. Smith 9-yd rush
LA Tech	7	48	2:48	TD	2nd/1:40	AR 48	J. Craft 1-yd rush
LA Tech	8	38	3:45	FG	3rd/11:15	LATECH 36	J. Barnes 43-yd field goal
LA Tech	9	63	4:12	FG	3rd/4:58	LATECH 34	J. Barnes 20-yd field goal
TCU	9	84	2:55	TD	3rd/14:53	TCU 16	Hicks 9-yd rush
TCU	7	80	1:46	TD	4th/9:44	TCU 20	Hill 1-yd rush
TCU	2	50	0:32	TD	4th/7:15	TCU 50	Hicks 7-yd rush
TCU	8	50	3:59	TD	4th/2:05	TCU 50	Hill 5-yd rush
TCU	5	25	-	TD	10T	AR 25	Williams 13-yd rec.
TCU	4	5	-	FG	20T	AR 25	Graf 37-yd field goal
Texas State	3	35	5:04	FG	3rd/9:56	TXST 25	Sherman 39-yd field goal
Texas A&M	3	51	0:54	TD	2nd/14:52	TAMU 49	Knight 42-yd rush
Texas A&M	8	69	3:19	FG	2nd/4:42	TAMU 01	LaCamera 48-yd field goal
Texas A&M	6	74	1:18	TD	2nd/0:13	TAMU 25	Knight 48-yd rush
Texas A&M	2	94	0:42	TD	3rd/1:33	TAMU 06	Reynolds 92-yd rec.
Texas A&M	7	85	2:06	TD	4th/11:54	TAMU 15	Williams 33-yd rush
Texas A&M	3	15	0:38	TD	4th/10:25	AR 15	Kirk 9-yd rec.
Texas A&M	3	52	1:24	TD	4th/4:57	TAMU 48	Williams 22-yd rush
Alcorn State	9	61	4:33	TD	2nd/10:44	ALCN 39	Johnson 12-yd rush
Alcorn State	6	49	2:04	FG	3rd/3:40	ALCN 25	McCrane 43-yd field goal
Alabama	3	73	0:46	TD	1st/7:27	UA 27	Hurts 5-yd rush
Alabama	5	29	2:02	TD	1st/5:25	AR 29	Hurts 6-yd rush
Alabama	0	0	-	TD	2nd/12:25	AR 23	Williams 23-yd interception ret.
Alabama	4	81	1:43	TD	2nd/8:53	UA 19	Harris 56-yd rec.
Alabama	4	66	1:31	TD	2nd/1:25	UA 34	Scarborough 21-yd rush
Alabama	4	18	1:26	TD	3rd/11:10	AR 18	Ridley 4-yd rec.
Alabama	0	0	-	TD	4th/10:18	AR 00	Fitzpatrick 100-yd int. ret.
Ole Miss	9	61	3:07	TD	1st/7:26	OM 39	Engram 13-yd rec.
Ole Miss	7	67	2:23	TD	2nd/11:50	OM 33	Judd 2-yd rush
Ole Miss	5	90	0:48	TD	2nd/1:24	OM 10	Kelly 8-yd rush
Ole Miss	12	59	3:40	FG	4th/14:49	OM 25	Wunderlich 33-yd field goal
Ole Miss	5	45	1:05	TD	4th/9:00	AR 45	Kelly 17-yd rush
Auburn	1	78	0:11	TD	1st/11:00	AU 22	Stove 78-yd rush
Auburn	10	91	2:39	TD	1st/3:00	OM 09	Pettway 9-yd rush
Auburn	2	27	0:27	TD	1st/0:57	AR 27	Truitt 20-yd rush
Auburn	5	80	2:12	TD	2nd/1:28	AU 20	Truitt 45-yd rec.
Auburn	15	86	5:20	TD	3rd/6:06	AU 14	White 1-yd rush
Auburn	7	69	2:44	TD	3rd/0:42	AU 31	Pettway 23-yd rush
Auburn	5	58	2:15	TD	4th/12:25	AU 42	Truitt 31-yd rush
Auburn	3	67	1:33	TD	4th/4:27	AU 33	Martin 51-yd rush
Florida	0	0	-	TD	1st/5:56	AR 00	Dawson 37-yd interception return
Florida	9	42	2:33	FG	4th/6:41	UF 26	Pineiro 49-yd field goal

► SCORING DRIVE ANALYSIS

YARDAGE	ARKANSAS		OPPONENTS	
	TD	FG	TD	FG
No Drive	4	--	3	--
Negative Yds.	--	--	--	--
0-9	--	--	--	--
10-19	1	--	2	--
20-29	3	--	3	-1
30-39	2	2	--	1
40-49	1	--	2	2
50-59	4	3	5	2
60-69	3	3	7	2
70-79	8	1	3	--
80-89	5	--	6	--
90-99	5	--	3	--
TOTALS	36	9	34	8

► GAME-OPENING DRIVES

OPPONENT	ARKANSAS			OPPONENTS		
	PTS	1STD	YDS	PTS	1STD	YDS
LA Tech	0	2	18	7	3	62
TCU	3	2	55	0	3	71
Texas State	7	6	82	0	1	18
Texas A&M	0	0	6	0	2	40
Alcorn State	3	2	36	0	0	-3
Alabama	0	1	22	0	3	80
Ole Miss	0	0	-13	0	0	0
Auburn	0	1	17	7	1	78
Florida	0	2	34	0	0	0
TOTALS	13	16	257	14	13	346

► SECOND-HALF OPENING DRIVES

OPPONENT	ARKANSAS			OPPONENTS		
	PTS	1STD	YDS	PTS	1STD	YDS
LA Tech	0	0	-15	3	2	38
TCU	0	0	9	7	3	84
Texas State	7	6	82	3	4	53
Texas A&M	0	7	89	0	5	81
Alcorn State	7	3	55	0	3	41
Alabama	0	0	-3	0	0	67
Ole Miss	0	4	46	0	1	19
Auburn	0	1	19	0	0	5
Florida	0	2	31	0	0	6
TOTALS	14	23	315	13	18	394



► DRIVE SUPERLATIVES

	ARKANSAS	OPPONENTS
Most Plays/Result	19 vs. Texas A&M/Turnover on Downs	16 vs. Texas State/Field Goal
Most Yards/Result	95 vs. Alcorn State/Touchdown	94 vs. Texas A&M/Touchdown
Most Time/Result	9:55 vs. Texas A&M/Turnover on Downs	5:20 at Auburn/Touchdown

► THREE-AND-OUTS

	ARKANSAS THREE-AND-OUTS/DRIVES	OPPONENTS THREE-AND-OUTS/DRIVES
LA Tech	2/11	2/10
TCU	4/15	1/15
Texas State	2/11	7/11
Texas A&M	2/13	2/13
Alcorn State	0/13	3/13
Alabama	3/15	2/15
Ole Miss	3/14	4/13
Auburn	4/13	1/13
Florida	1/13	4/13
TOTAL	21/118	26/116

► NON-OFFENSIVE SCORES

ARKANSAS (4)	OPPONENTS (3)
Brooks Ellis 47-yd int. return (at TCU)	Tim Williams 23-yd fumble return (Alabama)
Ryan Pulley 25-yd int. return (Texas State)	M. Fitzpatrick 100-yd int. return (Alabama)
Henre' Toliver 70-yd int. return (Alcorn State)	D. Dawson 37-yd int. return (Florida)
Santos Ramirez 24-yd int. return (Florida)	

► SPECIAL TEAMS TACKLES

	TOTAL	KO	PUNT
Josh Harris	7	7	0
Ryder Lucas	5	4	1
Cody Hollister	5	3	2
De'Jon Harris	5	5	0
Santos Ramirez	3	1	2
Damon Mitchell	2	2	0
DJ Dean	2	2	0
Dwayne Eugene	2	2	0
Khalia Hackett	2	2	0
Matt Emrich	2	0	2
Jared Collins	2	2	0
Byron Keaton	2	2	0
Reid Miller	2	2	0
Henre' Toliver	2	1	1
Adam McFain	1	1	0
Nate Dalton	1	1	0
De'Andre Coley	1	1	0
Jake Hall	1	0	1
Austin Cantrell	1	0	1
Toby Baker	1	0	1
Connor Limpert	1	1	0
TOTAL	50	39	11



▶ ARKANSAS 20-YARD PLUS PLAYS

YARDS	TYPE	PLAYER(S)	OPPONENT
*75	Rush	Devwah Whaley	Alcorn State
73	Pass	Keon Hatcher from Austin Allen	TEXAS STATE
*70	INT	Henre' Toliver	Alcorn State
57	Pass	Jared Cornelius from Austin Allen	Alabama
55	Rush	R. Williams	Texas A&M
53	Rush	R. Williams	OLE MISS
*51	Pass	Dominique Reed from Austin Allen	OLE MISS
*47	INT	Brooks Ellis	TCU
44	Pass	Keon Hatcher from Austin Allen	Texas A&M
43	Pass	Devwah Whaley from Austin Allen	Florida
*41	Rush	R. Williams	Florida
38	Pass	Jared Cornelius from Austin Allen	Texas A&M
38	Pass	Jared Cornelius from Austin Allen	Texas A&M
37	Rush	R. Williams	TCU
37	Pass	Cody Hollister from Austin Allen	Alabama
*35	Pass	Jared Cornelius from Austin Allen	Alcorn State
33	Pass	Jared Cornelius from Austin Allen	Texas A&M
33	PR	Drew Morgan	Alcorn State
32	Pass	Dominique Reed from Austin Allen	TEXAS STATE
31	Pass	Jeremy Sprinkle from Austin Allen	Florida
29	KR	Deon Stewart	Alabama
29	Pass	Jared Cornelius from Austin Allen	Alabama
*29	Pass	Jared Cornelius from Austin Allen	Alcorn State
29	Rush	R. Williams	Alcorn State
29	Pass	R. Williams from Austin Allen	Alabama
28	KR	Drew Morgan	Alabama
*26	Rush	Cody Hollister	Alcorn State
26	Pass	Devwah Whaley from Austin Allen	Florida
25	KR	Dominique Reed	LA Tech
25	Pass	Jeremy Sprinkle from Austin Allen	TCU
*25	INT	Ryan Pulley	TEXAS STATE
25	KR	Deon Stewart	Alcorn State
24	Pass	Jared Cornelius from Austin Allen	Alcorn State
24	Pass	Drew Morgan from Austin Allen	TCU
24	Pass	Drew Morgan from Austin Allen	TCU
24	Pass	Jared Cornelius from Austin Allen	Alabama
24	Rush	R. Williams	Alcorn State
24	Rush	R. Williams	OLE MISS
*24	Pass	Jeremy Sprinkle from Austin Allen	Alabama
*24	INT	Santos Ramirez	Florida
23	Pass	Drew Morgan from Austin Allen	Alabama
23	Pass	Jeremy Sprinkle from Austin Allen	Texas A&M
22	Pass	R. Williams from Austin Allen	Alabama
22	KR	Dominique Reed	TCU
22	Rush	R. Williams	TCU
22	Rush	Cody Hollister	Alcorn State
22	Rush	R. Williams	OLE MISS
21	KR	Dominique Reed	TCU
21	Pass	Drew Morgan from Austin Allen	Texas A&M
21	Pass	Drew Morgan from Austin Allen	Florida
20	Pass	Drew Morgan from Austin Allen	Florida
20	Pass	Dominique Reed from Austin Allen	Alabama
20	Pass	Jared Cornelius from Austin Allen	Alabama
20	Pass	Jared Cornelius from Austin Allen	OLE MISS

* touchdown scored on play

▶ ARKANSAS LONG PLAYS BY YARDS

	NO	TD
100+	0	0
90-99	0	0
80-89	0	0
70-79	3	2
60-69	0	0
50-59	4	1
40-49	4	2
30-39	9	1
20-29	34	5
TOTAL	54	11

▶ ARKANSAS LONG PLAYS BY TYPE

	NO	TD
Rushing	12	3
Passing	31	4
Punt returns	1	0
Kick returns	6	0
Interceptions	4	4
Fumble returns	0	0
Other	0	0
TOTAL	54	11

▶ ARKANSAS 20-YARD PLUS PLAYS BY PLAYER

PLAYER	NO.	TD	R	P	KR	PR	IR	FR
Jared Cornelius	11	2	0	11	0	0	0	0
R. Williams	11	1	9	2	0	0	0	0
Drew Morgan	8	0	0	6	1	1	0	0
Dominique Reed	6	1	0	3	3	0	0	0
Jeremy Sprinkle	4	1	0	4	0	0	0	0
Cody Hollister	3	1	2	1	0	0	0	0
Devwah Whaley	3	1	1	2	0	0	0	0
Deon Stewart	2	0	0	0	2	0	0	0
Keon Hatcher	2	0	0	2	0	0	0	0
Santos Ramirez	1	1	0	0	0	0	1	0
Ryan Pulley	1	1	0	0	0	0	1	0
Henre' Toliver	1	1	0	0	0	0	1	0
Brooks Ellis	1	1	0	0	0	0	1	0
TOTAL	54	11	12	31	6	1	4	0

▶ ARKANSAS LONGEST PLAYS OF THE YEAR

TYPE	YDS	PLAY
Rushing	75	Devwah Whaley vs Alcorn State (10/1/2016)
Rushing Touchdown	75	Devwah Whaley vs Alcorn State (10/1/2016)
Passing	73	Keon Hatcher from Austin Allen vs Texas State (9/17/2016)
Passing Touchdown	51	Dominique Reed from Austin Allen vs. Ole Miss (10/15/2016)
Punt Return	33	Drew Morgan vs Alcorn State (10/1/2016)
Kick Return	29	Deon Stewart vs Alabama (10/8/2016)
Interception Return	70	Henre' Toliver vs Alcorn State (10/1/2016)
Fumble Return	-	-
Punt	59	Toby Baker vs TCU (9/10/2016)
Field Goal	54	Adam McFain at Auburn (10/22/16)



► GAME 1

LOUISIANA TECH (0-1).....	20
ARKANSAS (1-0)	21

September 3, 2016 | Fayetteville, Ark.

Donald W. Reynolds Razorback Stadium | Time: 3:00 p.m. | Attendance: 69,132

TV: SEC Network > Beth Mowins (PBP), Anthony Becht (Anayst), Rocky Boiman (Sideline)

LA TECH

RUSHING	Att.	Gain	Lost	Net	TD	Long	Avg.
Jarred Craft	12	68	0	68	1	31	5.7
J'Mar Smith	9	30	20	10	1	9	1.1
Boston Scott	1	2	0	2	0	2	2.0
C. Henderson	1	0	1	-1	0	0	-1.0

PASSING	Comp.	Att.	Yds	TD	Int	Long	Sack
J'Mar Smith	19	31	212	0	1	26	3

RECEIVING	No.	Yds	TD	Long
Trent Taylor	8	78	0	19
C. Henderson	6	71	0	24
Marcus Gaines	2	31	0	24
Jarred Craft	2	28	0	26
Conner Smith	1	4	0	4

PUNTING	No.	Yds	Avg.	Long	I20	50+
Gerald Shouse	3	115	38.3	49	0	0

FIELD GOALS	Made	Att.	Long	Kicks
J. Barnes	2	4	43	Missed 54, Made 43, Made 20, Missed 39

ARKANSAS

RUSHING	Att.	Gain	Lost	Net	TD	Long	Avg.
R. Williams	24	102	6	96	1	14	4.0
Kody Walker	6	24	0	24	0	7	4.0
Jared Cornelius	3	13	0	13	0	8	4.3
Devwah Whaley	2	3	2	1	0	3	0.5
Team	1	0	2	-2	0	0	-2.0
Austin Allen	4	0	26	-26	0	0	-6.5

PASSING	Comp.	Att.	Yds	TD	Int	Long	Sack
Austin Allen	20	29	191	2	2	18	4

RECEIVING	No.	Yds	TD	Long
Keon Hatcher	6	86	0	18
Drew Morgan	5	47	0	18
Jeremy Sprinkle	3	19	1	12
R. Williams	3	15	0	16
Jared Cornelius	1	13	1	13
Dominique Reed	1	6	0	6
Austin Cantrell	1	5	0	5

PUNTING	No.	Yds	Avg.	Long	I20	50+
Toby Baker	4	190	47.5	55	1	2

FIELD GOALS	Made	Att.	Long	Kicks
--				



In his first game action since suffering a season-ending neck injury in 2015, sophomore **RB RAWLEIGH WILLIAMS III** scored Arkansas' first touchdown of the season and went on to rush for a game-high 96 yards on a then career-best 24 carries.

► SCORING SUMMARY

	1st	2nd	3rd	4th	Final
Louisiana Tech	7	7	6	0	20
Arkansas	7	7	0	7	21

	Qtr.	Time	Scoring Play
LA Tech	1st	9:11	J'Mar Smith 9 yd run (J. Barnes Kick)
Arkansas	1st	2:52	R. Williams 6 yd run (Hedlund Kick)
Arkansas	2nd	7:01	J. Cornelius 13 yd pass from Allen (Hedlund Kick)
LA Tech	2nd	1:40	Jarred Craft 1 yd run (J. Barnes Kick)
LA Tech	3rd	11:14	J. Barnes 43 yd field goal
LA Tech	3rd	4:58	J. Barnes 20 yd field goal
Arkansas	4th	6:37	J. Sprinkle 4 yd pass from Allen (Hedlund Kick)

► TEAM STATS

	LA TECH	ARKANSAS
FIRST DOWNS	16	21
RUSHES-YARDS (NET)	23-79	40-106
PASSING YDS (NET)	212	191
Comp-Passes Att-Int	19-31-1	20-29-2
TOTAL OFFENSE PLAYS-YARDS	54-291	69-297
Fumble Returns-Yards	0-0	0-0
Punt Returns-Yards	2-39	1-0
Kickoff Returns-Yards	3-84	2-42
Interception Returns-Yards	2-34	1-3
Punts (Number-Avg)	3-38.3	4-47.5
Fumbles-Lost	1-0	1-0
Penalties-Yards	3-20	4-35
Possession Time	23:19	36:41
Third-Down Conversions	5 of 11	3 of 12
Fourth-Down Conversions	0 of 0	3 of 3
Red-Zone Scores-Chances	3-3	3-4
Sacks By: Number-Yards	4-26	3-20



► GAME 2

ARKANSAS (2-0) 41

NO. 15/12 TCU (1-1) 38

September 10, 2016 | Fort Worth, Texas

Amon G. Carter Stadium | Time: 6:00 p.m. | Attendance: 48,091

TV: ESPN > Joe Tessitore (PBP), Todd Blackledge (Analyst), Holly Rowe (Sideline)

ARKANSAS

RUSHING	Att.	Gain	Lost	Net	TD	Long	Avg.
R. Williams	28	146	0	137	0	37	4.9
Kody Walker	7	20	1	19	0	6	2.7
Dominique Reed	2	18	0	18	0	15	9.0
Devwah Whaley	2	5	0	5	0	5	2.5
Austin Allen	3	8	6	2	1	5	0.7
Team	1	0	1	-1	0	0	-1.0

PASSING	Comp.	Att.	Yds	TD	Int	Long	Sack
Austin Allen	17	29	233	3	0	25	1

RECEIVING	No.	Yds	TD	Long
Drew Morgan	7	93	1	24
Jeremy Sprinkle	3	58	1	25
Keon Hatcher	2	22	1	16
Jared Cornelius	2	17	0	17
Hayden Johnson	1	18	0	18
Dominique Reed	1	11	0	11
Austin Cantrell	1	4	0	4

PUNTING	No.	Yds	Avg.	Long	I20	50+
Toby Baker	6	304	50.7	59	1	5

FIELD GOALS	Made	Att.	Long	Kicks
Cole Hedlund	2	3	38	Made 38, Made 27, Missed 22

TCU

RUSHING	Att.	Gain	Lost	Net	TD	Long	Avg.
Kenny Hill	15	111	18	93	2	26	6.2
Kyle Hicks	11	49	0	49	2	9	4.5
Derrick Green	5	31	0	31	0	14	6.2
Deante Gray	1	22	0	22	0	19	22.0

PASSING	Comp.	Att.	Yds	TD	Int	Long	Sack
Kenny Hill	36	56	377	1	1	57	3
Team	0	2	0	0	0	0	0

RECEIVING	No.	Yds	TD	Long
Kyle Hicks	8	92	0	31
K. Turpin	7	126	0	57
Ty Slanina	7	75	0	18
Desmon White	5	16	0	5
Deante Gray	3	17	0	9
Emanuel Porter	2	10	0	14
John Diarse	1	18	0	18
Taj Williams	1	13	1	13
Daniel Walsh	1	7	0	7
Sewo Olonilu	1	3	0	3

PUNTING	No.	Yds	Avg.	Long	I20	50+
Adam Nunez	5	199	39.8	49	1	0

FIELD GOALS	Made	Att.	Long	Kicks
Ryan Graf	1	2	37	Missed 28, Made 37



Senior **LB BROOKS ELLIS'** 47-yard interception return for a touchdown gave Arkansas a 13-0 lead at the half. Ellis finished with 13 stops, including a career-high three for loss, and had at least one tackle in eight of TCU's first nine drives.

► SCORING SUMMARY

	1st	2nd	3rd	4th	OT1	OT2	Final
Arkansas	3	10	7	8	7	6	41
TCU	0	0	7	21	7	3	38

	Qtr.	Time	Scoring Play
Arkansas	1st	11:40	Cole Hedlund 38 yd field goal
Arkansas	2nd	12:07	Cole Hedlund 27 yd field goal
Arkansas	2nd	10:09	Brooks Ellis 47 yd interception return (Hedlund Kick)
TCU	3rd	11:58	Kyle Hicks 9 yd run (Graf Kick)
Arkansas	3rd	4:27	Drew Morgan 13 yd pass from Allen (Hedlund Kick)
TCU	4th	9:44	Kenny Hill 1 yd run (Graf Kick)
TCU	4th	7:15	Kyle Hicks 7 yd run (Graf Kick)
TCU	4th	2:05	Kenny Hill 5 yd run (Graf Kick)
Arkansas	4th	1:03	Keon Hatcher 16 yard pass from Allen (2PT)
Arkansas	OT	15:00	Jeremy Sprinkle 19 yd pass from Allen (Hedlund Kick)
TCU	OT	15:00	Taj Williams 13 yd pass from Hill (Graf Kick)
TCU	OT	15:00	Graf 37 yd field goal
Arkansas	OT	15:00	Austin Allen 5 yd run

► TEAM STATS

	ARKANSAS	TCU
FIRST DOWNS	20	25
RUSHES-YARDS (NET)	43-180	32-195
PASSING YDS (NET)	223	377
Comp-Passes Att-Int	17-29-0	36-58-1
TOTAL OFFENSE PLAYS-YARDS	72-403	90-572
Fumble Returns-Yards	0-0	0-0
Punt Returns-Yards	2-35	2-33
Kickoff Returns-Yards	4-77	5-155
Interception Returns-Yards	1-47	0-0
Punts (Number-Avg)	6-50.7	5-39.8
Fumbles-Lost	0-0	1-1
Penalties-Yards	5-45	9-95
Possession Time	33:07	26:53
Third-Down Conversions	7 of 16	12 of 19
Fourth-Down Conversions	0 of 0	1 of 1
Red-Zone Scores-Chances	6-7	6-7
Sacks By: Number-Yards	3-18	1-6



► GAME 3

TEXAS STATE (1-1)3
NO. 24 ARKANSAS (3-0)42

September 17, 2016 | Fayetteville, Ark.

Donald W. Reynolds Razorback Stadium | Time: 6:30 p.m. | Attendance: 69,132

TV: SECN Alt. > Roy Philpott (PBP), Clint Stoerner (Anayst), Dawn Davenport (Sideline)

TEXAS STATE

RUSHING	Att.	Gain	Lost	Net	TD	Long	Avg.
S. Mayberry	10	34	0	34	0	6	3.4
Eddie Printz	2	19	0	19	0	13	9.5
J. Worrell	4	2	0	2	0	2	0.5
Tyler Jones	10	8	41	-33	0	4	-3.3

PASSING	Comp.	Att.	Yds	TD	Int	Long	Sack
Tyler Jones	11	26	83	0	1	24	4

RECEIVING	No.	Yds	TD	Long
S. Mayberry	3	13	0	6
T. Morbley	2	19	0	10
Gabe Schrade	2	12	0	8
Tyler Watts	2	6	0	4
Elijah King	1	24	0	24
Eric Luna	1	9	0	9

PUNTING	No.	Yds	Avg.	Long	I20	50+
Lumi Kaba	8	365	45.6	57	4	3

FIELD GOALS	Made	Att.	Long	Kicks
James Sherman	1	1	39	Made 39

ARKANSAS

RUSHING	Att.	Gain	Lost	Net	TD	Long	Avg.
R. Williams	19	122	1	121	2	18	6.4
Devwah Whaley	11	50	0	50	0	9	4.5
Kody Walker	7	23	0	23	1	12	3.3
Dominique Reed	1	15	0	15	0	15	15.0
Austin Allen	4	21	6	15	0	8	3.8
Damon Mitchell	2	2	0	2	0	2	1.0

PASSING	Comp.	Att.	Yds	TD	Int	Long	Sack
Austin Allen	16	21	241	2	0	73	1
Ty Storey	0	1	0	0	0	0	0

RECEIVING	No.	Yds	TD	Long
Keon Hatcher	3	96	1	73
Cody Hollister	3	38	0	19
Drew Morgan	3	28	0	15
Jeremy Sprinkle	3	20	1	10
Dominique Reed	2	36	0	32
Austin Cantrell	1	12	0	12
Kody Walker	1	11	0	11

PUNTING	No.	Yds	Avg.	Long	I20	50+
Toby Baker	2	80	40.0	50	2	1
Blake Johnson	2	94	47.0	48	1	0

FIELD GOALS	Made	Att.	Long	Kicks
--				



Junior **JEREMIAH LEDBETTER** recorded 1.5 sacks to help Arkansas limit Texas State to just 105 total yards, including 22 on the ground. The Bobcats had just one first down in their first seven possessions, as the Razorbacks took a 35-0 lead into the half.

► SCORING SUMMARY

	1st	2nd	3rd	4th	Final
Texas State	0	0	3	0	3
Arkansas	14	21	7	0	42

	Qtr.	Time	Scoring Play
Arkansas	1st	9:15	Keon Hatcher 9 yd pass from Allen (Hedlund Kick)
Arkansas	1st	4:36	Kody Walker 1 yd run (Hedlund Kick)
Arkansas	2nd	11:31	Ryan Pulley 25 yd interception return (Hedlund Kick)
Arkansas	2nd	5:22	J. Sprinkle 10 yd pass from Allen (Hedlund Kick)
Arkansas	2nd	0:44	R. Williams 1 yd run (Hedlund Kick)
Texas State	3rd	9:56	James Sherman 39 yd field goal
Arkansas	3rd	1:02	R. Williams 15 yd run (Hedlund Kick)

► TEAM STATS

	TEXAS STATE	ARKANSAS
FIRST DOWNS	8	26
RUSHES-YARDS (NET)	26-22	44-226
PASSING YDS (NET)	83	241
Comp-Passes Att-Int	11-26-1	16-22-0
TOTAL OFFENSE PLAYS-YARDS	52-105	66-467
Fumble Returns-Yards	0-0	0-0
Punt Returns-Yards	1-1	2-1
Kickoff Returns-Yards	3-53	2-26
Interception Returns-Yards	0-0	1-25
Punts (Number-Avg)	8-45.6	4-43.5
Fumbles-Lost	0-0	1-1
Penalties-Yards	5-45	7-40
Possession Time	20:31	34:29
Third-Down Conversions	3 of 14	4 of 9
Fourth-Down Conversions	1 of 1	1 of 1
Red-Zone Scores-Chances	1-1	5-5
Sacks By: Number-Yards	1-6	4-40



► GAME 4

NO. 17/18 ARKANSAS (3-1, 0-1) 24

NO. 10/13 TEXAS A&M (4-0, 2-0) 45

September 24, 2016 | Arlington, Texas

AT&T Stadium | Time: 8:15 p.m. | Attendance: 48,091

TV: ESPN > Joe Tessitore (PBP), Todd Blackledge (Analyst), Holly Rowe (Sideline)

ARKANSAS

RUSHING	Att.	Gain	Lost	Net	TD	Long	Avg.
R. Williams	17	89	19	79	1	55	4.6
Devwah Whaley	9	36	7	29	0	16	3.2
Kody Walker	4	23	0	23	0	17	5.8
Jared Cornelius	1	7	0	7	0	7	7.0
Kendrick Jackson	1	0	0	0	0	0	0.0
Team	1	0	1	-1	0	0	-1.0
Keon Hatcher	1	0	5	-5	0	0	-5.0
Dominique Reed	1	0	6	-6	0	0	-6.0
Austin Allen	5	7	13	-6	0	4	-1.2

PASSING	Comp.	Att.	Yds	TD	Int	Long	Sack
Austin Allen	28	42	371	2	0	44	1

RECEIVING	No.	Yds	TD	Long
Drew Morgan	9	86	0	21
Jared Cornelius	7	126	1	38
Jeremy Sprinkle	4	46	0	23
Keon Hatcher	3	77	1	44
Cody Hollister	3	39	0	19
Kendrick Jackson	1	1	0	1
R. Williams	1	-4	0	0

PUNTING	No.	Yds	Avg.	Long	120	50+
Toby Baker	3	118	39.3	46	1	0

FIELD GOALS	Made	Att.	Long	Kicks
Cole Hedlund	1	1	25	Made 25

TEXAS A&M

RUSHING	Att.	Gain	Lost	Net	TD	Long	Avg.
Trevor Knight	10	168	11	157	2	62	15.7
Trayveon Williams	12	153	0	153	2	33	12.8
Keith Ford	10	60	5	55	0	27	5.5
James White	1	6	0	6	0	6	6.0
Kendall Bussey	2	1	0	1	0	1	0.5
Team	2	0	6	-6	0	0	-3.0

PASSING	Comp.	Att.	Yds	TD	Int	Long	Sack
Trevor Knight	12	22	225	2	0	92	1

RECEIVING	No.	Yds	TD	Long
Josh Reynolds	4	141	1	92
Christian Kirk	3	25	1	9
Trayveon Williams	3	5	0	9
Ricky Seals-Jones	1	47	0	47
Frank Iheanacho	1	7	0	7

PUNTING	No.	Yds	Avg.	Long	120	50+
Shane Tripucka	2	95	47.5	50	1	1

FIELD GOALS	Made	Att.	Long	Kicks
Daniel LaCamera	1	2	48	Missed 36, Made 48



Junior **QB AUSTIN ALLEN** threw for a career-high 371 yards, including 156 yards in the fourth quarter alone. Allen's 371 yards through the air are the 10th-most in an SEC game in program history, while he extended his streak of attempts without an interception to 102.

► SCORING SUMMARY

	1st	2nd	3rd	4th	Final
Arkansas	7	10	0	7	24
Texas A&M	0	17	7	21	45

	Qtr.	Time	Scoring Play
Arkansas	1st	12:29	Keon Hatcher 15 yd pass from Allen (Hedlund Kick)
Texas A&M	2nd	14:52	Trevor Knight 42 yd run (LaCamera Kick)
Arkansas	2nd	9:59	Hedlund 25 yd field goal
Texas A&M	2nd	4:42	LaCamera 48 yd field goal
Arkansas	2nd	1:31	R. Williams 8 yd run (Hedlund Kick)
Texas A&M	2nd	0:13	Trevor Knight 48 yd run (LaCamera Kick)
Texas A&M	3rd	1:33	Josh Reynolds 92 yd pass from Knight (LaCamera Kick)
Texas A&M	4th	11:54	Trayveon Williams 33 yd run (LaCamera Kick)
Texas A&M	4th	10:25	Christian Kirk 9 yd pass from Knight (LaCamera Kick)
Arkansas	4th	6:21	Jared Cornelius 5 yd pass from Allen (Hedlund Kick)
Texas A&M	4th	4:57	Trayveon Williams 22 yd run (LaCamera Kick)

► TEAM STATS

	ARKANSAS	TEXAS A&M
FIRST DOWNS	27	22
RUSHES-YARDS (NET)	40-120	37-366
PASSING YDS (NET)	371	225
Comp-Passes Att-Int	28-42-0	12-22-0
TOTAL OFFENSE PLAYS-YARDS	82-491	59-591
Fumble Returns-Yards	0-0	0-0
Punt Returns-Yards	1-(-1)	1-(-14)
Kickoff Returns-Yards	1-15	4-84
Interception Returns-Yards	0-0	0-0
Punts (Number-Avg)	3-39.3	2-47.5
Fumbles-Lost	3-3	3-2
Penalties-Yards	7-62	7-55
Possession Time	39:45	20:15
Third-Down Conversions	9 of 16	8 of 12
Fourth-Down Conversions	1 of 3	0 of 0
Red-Zone Scores-Chances	4-7	1-3
Sacks By: Number-Yards	1-5	1-9



► GAME 5

ALCORN STATE (1-3) 10
NO. 20 ARKANSAS (4-1) 52

October 1, 2016 | Little Rock, Ark.

War Memorial Stadium | Time: 11:01 a.m. | Attendance: 46,988

TV: SECN Alt. > Mike Morgan (PBP), Clint Stoerner (Anayst), Kevin Weidl (Sideline)

ALCORN STATE

RUSHING	Att.	Gain	Lost	Net	TD	Long	Avg.
Arron Baker	13	93	8	85	0	46	6.5
Noah Johnson	10	80	25	55	1	53	5.5
De'Lance Turner	11	25	4	21	0	6	1.9
Silas Spearman	3	4	5	-1	0	3	-0.3
TEAM	1	0	5	-5	0	0	-5.0

PASSING	Comp.	Att.	Yds	TD	Int	Long	Sack
Noah Johnson	13	19	158	0	2	39	2

RECEIVING	No.	Yds	TD	Long
Jabor McKenzie	7	88	0	28
LaDarrien Davis	2	9	0	8
Jalen Walker	1	39	0	39
Collins Moore	1	11	0	11
Arron Baker	1	7	0	7
Norlando Veals	1	4	0	4

PUNTING	No.	Yds	Avg.	Long	I20	50+
Haiden McCraney	5	211	42.2	51	2	1

FIELD GOALS	Made	Att.	Long	Kicks
Haiden McCraney	1	2	43	Made 43, Missed 41

ARKANSAS

RUSHING	Att.	Gain	Lost	Net	TD	Long	Avg.
Devwah Whaley	9	136	1	135	1	75	15.0
R. Williams	13	126	0	126	0	29	9.7
Cody Hollister	2	48	0	48	1	26	24.0
T.J. Hammonds	5	29	0	29	1	13	5.8
Damon Mitchell	4	12	0	12	0	7	3.0
Kody Walker	2	6	0	6	0	6	3.0
C. McPherson	2	4	0	4	0	2	2.0
Ty Storey	1	0	7	-7	0	0	-7.0

PASSING	Comp.	Att.	Yds	TD	Int	Long	Sack
Austin Allen	13	18	206	3	0	35	0

RECEIVING	No.	Yds	TD	Long
Jared Cornelius	4	106	2	35
Drew Morgan	4	47	0	17
Jeremy Sprinkle	2	14	0	9
Deon Stewart	1	15	0	15
Austin Cantrell	1	14	0	14
L. Pettway	1	10	1	10

PUNTING	No.	Yds	Avg.	Long	I20	50+
---------	-----	-----	------	------	-----	-----

FIELD GOALS	Made	Att.	Long	Kicks
Cole Hedlund	1	2	25	Made 25, Missed 44



Freshman **RB DEVWAH WHALEY'S** 75-yard touchdown run highlighted Arkansas' 353 yards on the ground against Alcorn State. Whaley reached the 100-yard plateau for the first time in his career and was joined by Rawleigh Williams.

► SCORING SUMMARY

	1st	2nd	3rd	4th	Final
Alcorn State	0	7	3	0	10
Arkansas	24	0	14	14	52

	Qtr.	Time	Scoring Play
Arkansas	1st	12:11	Hedlund 25 yd field goal
Arkansas	1st	9:03	Jared Cornelius 29 yd pass from Allen (Hedlund kick)
Arkansas	1st	7:22	Devwah Whaley 75 yd run (Hedlund kick)
Arkansas	1st	0:17	Jared Cornelius 35 yd pass from Allen (Hedlund kick)
Alcorn State	2nd	10:44	Noah Johnson 12 yd run (McCraney kick)
Arkansas	3rd	9:42	Henre' Tolliver 70 yd interception return (Hedlund kick)
Arkansas	3rd	5:44	Cody Hollister 26 yd run (Hedlund kick)
Alcorn State	3rd	3:40	McCraney 43 yd field goal
Arkansas	4th	13:49	L. Pettway 10 yd pass from Allen (Hedlund kick)
Arkansas	4th	6:36	TJ Hammonds 5 yd run (Hedlund kick)

► TEAM STATS

	ALCORN STATE	ARKANSAS
FIRST DOWNS	15	25
RUSHES-YARDS (NET)	38-155	38-353
PASSING YDS (NET)	158	206
Comp-Passes Att-Int	13-19-2	13-18-0
TOTAL OFFENSE PLAYS-YARDS	57-313	56-559
Fumble Returns-Yards	0-0	0-0
Punt Returns-Yards	0-0	1-33
Kickoff Returns-Yards	6-125	2-29
Interception Returns-Yards	0-0	2-72
Punts (Number-Avg)	5-42.2	0-0.0
Fumbles-Lost	3-2	1-1
Penalties-Yards	3-15	4-45
Possession Time	31:55	28:05
Third-Down Conversions	4 of 11	2 of 7
Fourth-Down Conversions	0 of 0	0 of 2
Red-Zone Scores-Chances	2-4	4-4
Sacks By: Number-Yards	0-0	2-19



► GAME 6

NO. 1/1 ALABAMA (6-0, 3-0) 49

NO. 16/17 ARKANSAS (4-2, 0-2) 30

October 8, 2016 | Fayetteville, Ark.

Donald W. Reynolds Razorback Stadium | Time: 6:05 p.m. | Attendance: 75,459

TV: ESPN > Joe Tessitore (PBP), Todd Blackledge (Analyst), Holly Rowe (Sideline)

ALABAMA

RUSHING	Att.	Gain	Lost	Net	TD	Long	Avg.
Damien Harris	13	128	6	122	0	57	9.4
Joshua Jacobs	3	57	0	57	0	56	19.0
Bo Scarbrough	8	21	1	20	2	6	2.5
B.J. Emmons	3	9	0	9	0	5	3.0

PASSING	Comp.	Att.	Yds	TD	Int	Long	Sack
Jalen Hurts	13	17	253	2	1	67	0

RECEIVING	No.	Yds	TD	Long
A. Stewart	5	120	0	67
Calvin Ridley	3	14	1	9
Damien Harris	2	60	1	56
M. Forristall	1	32	0	32
O.J. Howard	1	21	0	21
Gehrig Dieter	1	6	0	6

PUNTING	No.	Yds	Avg.	Long	I20	50+
JK Scott	4	206	51.5	63	2	2

FIELD GOALS	Made	Att.	Long	Kicks
-------------	------	------	------	-------

ARKANSAS

RUSHING	Att.	Gain	Lost	Net	TD	Long	Avg.
R. Williams	12	46	0	46	1	14	3.8
Devwah Whaley	5	21	0	21	0	10	4.2
Kody Walker	4	17	2	15	0	11	3.8
Jared Cornelius	1	8	0	8	0	8	8.0
Drew Morgan	1	0	1	-1	0	0	-1.0
Austin Allen	12	39	49	-10	0	18	-0.8

PASSING	Comp.	Att.	Yds	TD	Int	Long	Sack
Austin Allen	25	48	400	3	3	57	6

RECEIVING	No.	Yds	TD	Long
Jared Cornelius	5	146	0	57
Drew Morgan	5	43	0	23
Keon Hatcher	4	39	2	16
Jeremy Sprinkle	3	37	1	24
R. Williams	2	51	0	29
Cody Hollister	2	43	0	37
Kody Walker	2	10	0	8
Dominique Reed	1	20	0	20
Austin Cantrell	1	11	0	11

PUNTING	No.	Yds	Avg.	Long	I20	50+
Toby Baker	4	211	52.8	57	1	3

FIELD GOALS	Made	Att.	Long	Kicks
Adam McFain	1	1	25	Made 25



With his five catches for 146 yards against Alabama, junior **WR JARED CORNELIUS** became just the third player in program history to record three straight 100-yard receiving games. Cornelius leads the SEC in yards per catch (21.47).

► SCORING SUMMARY

	1st	2nd	3rd	4th	Final
Alabama	14	21	7	7	49
Arkansas	7	10	7	6	30

	Qtr.	Time	Scoring Play
Alabama	1st	7:27	Jalen Hurts 5 yd run (Griffith kick)
Alabama	1st	5:25	Jalen Hurts 6 yd run (Griffith kick)
Arkansas	1st	1:54	Jeremy Sprinkle 24 yd pass from Allen (McFain kick)
Alabama	2nd	12:25	Tim Williams 23 yd fumble recovery (Griffith kick)
Alabama	2nd	8:53	56 yd pass from Hurts (Griffith kick)
Arkansas	2nd	2:56	McFain 25 yd field goal
Alabama	2nd	1:25	Bo Scarbrough 21 yd run (Griffith kick)
Arkansas	2nd	0:29	Keon Hatcher 16 yd pass from Allen (McFain kick)
Alabama	3rd	11:10	Calvin Ridley 4 yd pass from Hurts (Griffith kick)
Arkansas	3rd	3:57	Keon Hatcher 10 yd pass from Allen (McFain kick)
Alabama	4th	10:18	M. Fitzpatrick 100 yd interception return (Griffith kick)
Arkansas	4th	3:18	R. Williams 3 yd run (Allen pass failed)

► TEAM STATS

	ALABAMA	ARKANSAS
FIRST DOWNS	16	25
RUSHES-YARDS (NET)	34-264	36-73
PASSING YDS (NET)	253	400
Comp-Passes Att-Int	13-17-1	25-48-3
TOTAL OFFENSE PLAYS-YARDS	51-517	84-473
Fumble Returns-Yards	1-23	0-0
Punt Returns-Yards	2-12	0-0
Kickoff Returns-Yards	5-90	4-87
Interception Returns-Yards	3-114	1-8
Punts (Number-Avg)	4-51.5	4-52.8
Fumbles-Lost	3-2	3-2
Penalties-Yards	7-86	6-60
Possession Time	22:53	37:07
Third-Down Conversions	4 of 8	8 of 16
Fourth-Down Conversions	1 of 3	1 of 2
Red-Zone Scores-Chances	3-4	4-5
Sacks By: Number-Yards	6-49	0-0



► GAME 7

NO. 12/13 OLE MISS (3-3, 1-2) 30**NO. 22/22 ARKANSAS** (5-2, 1-2)..... 34

October 15, 2016 | Fayetteville, Ark.

Donald W. Reynolds Razorback Stadium | Time: 6:10 p.m. | Attendance: 73,786

TV: ESPN > Joe Tessitore (PBP), Todd Blackledge (Analyst), Holly Rowe (Sideline)

OLE MISS

RUSHING	Att.	Gain	Lost	Net	TD	Long	Avg.
Chad Kelly	14	99	10	89	2	23	6.4
Akeem Judd	11	41	0	41	1	13	3.7
Eugene Brazley	6	20	0	20	0	7	3.3

PASSING	Comp.	Att.	Yds	TD	Int	Long	Sack
Chad Kelly	18	39	253	1	1	35	2

RECEIVING	No.	Yds	TD	Long
Evan Engram	7	111	1	35
Q. Adeboyejo	4	61	0	22
Markell Pack	3	26	0	18
D. Stringfellow	2	26	0	16
Van Jefferson	1	16	0	16
A.J. Brown	1	13	0	13

PUNTING	No.	Yds	Avg.	Long	I20	50+
Gary Wunderlich	2	78	39.0	41	0	0
Will Gleeson	2	83	41.5	47	1	0
Chad Kelly	1	40	40.0	40	0	0

FIELD GOALS	Made	Att.	Long	Kicks
Gary Wunderlich	1	1	33	Made 33

ARKANSAS

RUSHING	Att.	Gain	Lost	Net	TD	Long	Avg.
R. Williams	27	180	0	180	0	53	6.7
Devwah Whaley	11	66	1	65	0	18	5.9
Jared Cornelius	2	17	0	17	1	11	8.5
Keon Hatcher	2	8	0	8	0	6	4.0
Austin Allen	6	5	29	-24	0	3	-4.0
Team	3	-22	24	-46	0	0	-15.3

PASSING	Comp.	Att.	Yds	TD	Int	Long	Sack
Austin Allen	19	32	229	3	1	51	3

RECEIVING	No.	Yds	TD	Long
Drew Morgan	4	34	1	13
Dominique Reed	3	65	1	51
Jared Cornelius	3	40	0	20
Keon Hatcher	3	34	0	13
R. Williams	2	18	1	16
Austin Cantrell	2	14	0	14
Cody Hollister	1	19	0	19
Jeremy Sprinkle	1	5	0	5

PUNTING	No.	Yds	Avg.	Long	I20	50+
Toby Baker	5	231	46.2	54	3	2

FIELD GOALS	Made	Att.	Long	Kicks
Adam McFain	2	2	43	Made 43, Made 36



Highlighted by three runs of 20-plus yards, sophomore **RB RAWLEIGH WILLIAMS** took the SEC rushing lead following a career-high 180-yard performance against No. 12 Ole Miss. His 180 yards rushing were the most by a Razorback in an SEC game since November of 2010.

► SCORING SUMMARY

	1st	2nd	3rd	4th	Final
Ole Miss	6	14	0	10	30
Arkansas	14	6	7	7	34

	Qtr.	Time	Scoring Play
Arkansas	1st	10:33	Dominique Reed 51 yd pass from Allen (McFain kick)
Ole Miss	1st	7:26	Evan Engram 13 yd pass from Kelly (Wunderlich kick failed)
Arkansas	1st	6:08	Morgan 13 yd pass from Allen (McFain kick)
Arkansas	2nd	14:13	McFain 43 yd field goal
Ole Miss	2nd	11:50	Akeem Judd 2 yd run (Wunderlich kick)
Arkansas	2nd	5:21	McFain 36 yd field goal
Ole Miss	2nd	1:24	Kelly 8 yd run (Wunderlich kick)
Arkansas	3rd	3:29	R. Williams 2 yd pass from Allen (McFain kick)
Ole Miss	4th	14:49	Wunderlich 33 yd field goal
Ole Miss	4th	9:00	Kelly 17 yd run (Wunderlich kick)
Arkansas	4th	2:20	Jared Cornelius 6 yd run (McFain kick)

► TEAM STATS

	OLE MISS	ARKANSAS
FIRST DOWNS	20	27
RUSHES-YARDS (NET)	31-150	51-200
PASSING YDS (NET)	253	229
Comp-Passes Att-Int	18-39-1	19-32-1
TOTAL OFFENSE PLAYS-YARDS	70-403	83-429
Fumble Returns-Yards	0-0	0-0
Punt Returns-Yards	1-0	2-5
Kickoff Returns-Yards	4-87	2-26
Interception Returns-Yards	1-17	1-0
Punts (Number-Avg)	5-40.2	5-46.2
Fumbles-Lost	2-0	1-0
Penalties-Yards	4-45	6-71
Possession Time	19:22	40:38
Third-Down Conversions	6 of 14	5 of 16
Fourth-Down Conversions	0 of 2	1 of 1
Red-Zone Scores-Chances	5-5	4-5
Sacks By: Number-Yards	3-27	2-9



► GAME 8

NO. 17/17 ARKANSAS (5-3, 1-3)3

NO. 21/24 AUBURN (5-2, 3-1)56

October 22, 2016 | Auburn, Ala.

Jordan-Hare Stadium | Time: 5:01 p.m. | Attendance: 87,451

TV: ESPN > Joe Tessitore (PBP), Todd Blackledge (Analyst), Holly Rowe (Sideline)

ARKANSAS

RUSHING	Att.	Gain	Lost	Net	TD	Long	Avg.
R. Williams	13	28	6	22	0	8	1.7
Devwah Whaley	8	15	4	11	0	5	1.4
T.J. Hammonds	4	10	8	2	0	7	0.5
Austin Allen	4	11	15	-4	0	11	-1.0
Ty Storey	1	0	10	-10	0	0	-10.0

PASSING	Comp.	Att.	Yds	TD	Int	Long	Sack
Austin Allen	17	30	187	0	1	19	3
Ty Storey	1	3	3	0	0	3	1

RECEIVING	No.	Yds	TD	Long
Keon Hatcher	7	81	0	17
Drew Morgan	4	42	0	19
R. Williams	2	19	0	10
Jared Cornelius	2	17	0	9
Austin Cantrell	2	15	0	9
Jeremy Sprinkle	1	16	0	16

PUNTING	No.	Yds	Avg.	Long	I20	50+
Toby Baker	10	415	41.5	58	2	3

FIELD GOALS	Made	Att.	Long	Kicks
Adam McFain	1	1	54	Made 54

AUBURN

RUSHING	Att.	Gain	Lost	Net	TD	Long	Avg.
Kamryn Pettway	27	192	0	192	2	27	7.1
Eli Stove	3	94	0	94	1	78	31.3
Kam Martin	7	80	0	80	1	51	11.4
Stanton Truitt	8	78	0	78	2	31	9.8
Sean White	4	61	0	61	1	41	15.2
John Franklin	7	39	0	39	0	11	5.6
TEAM	1	0	1	-1	0	0	-1.0

PASSING	Comp.	Att.	Yds	TD	Int	Long	Sack
Sean White	6	11	77	1	0	45	0
John Franklin	1	1	12	0	0	12	0

RECEIVING	No.	Yds	TD	Long
Ryan Davis	3	15	0	7
Stanton Tuitt	1	45	1	45
Eli Stove	1	12	0	12
N. Craig-Myers	1	10	0	10
Chandler Cox	1	7	0	7

PUNTING	No.	Yds	Avg.	Long	I20	50+
Kevin Phillips	3	119	39.7	53	1	1

FIELD GOALS	Made	Att.	Long	Kicks
-------------	------	------	------	-------



During his seven-catch performance at Auburn, **WR KEON HATCHER** surpassed 1,500 yards receiving. Hatcher is just one touchdown reception away from cracking the top 5 in program history and has 114 career receptions.

► SCORING SUMMARY

	1st	2nd	3rd	4th	Final
Arkansas	0	3	0	0	3
Auburn	21	7	14	14	56

	Qtr.	Time	Scoring Play
Auburn	1st	11:00	Eli Stove 78 yd run (Carlson kick)
Auburn	1st	3:00	Kamryn Pettway 9 yd run (Carlson kick)
Auburn	1st	0:57	Stanton Truitt 20 yd run (Carlson kick)
Auburn	2nd	1:28	Stanton Truitt 45 yd pass from White (Carlson kick)
Arkansas	2nd	0:00	Adam McFain 54 yd field goal
Auburn	3rd	6:06	Sean White 1 yd run (Carlson kick)
Auburn	3rd	0:42	Kamryn Pettway 23 yd run (Carlson kick)
Auburn	4th	12:25	Stanton Truitt 31 yd run (Carlson kick)
Auburn	4th	4:27	Kam Martin 51 yd run (Carlson kick)

► TEAM STATS

	ARKANSAS	AUBURN
FIRST DOWNS	14	26
RUSHES-YARDS (NET)	31-25	57-543
PASSING YDS (NET)	190	89
Comp-Passes Att-Int	18-33-1	7-12-0
TOTAL OFFENSE PLAYS-YARDS	64-215	69-632
Fumble Returns-Yards	0-0	0-0
Punt Returns-Yards	0-0	2-11
Kickoff Returns-Yards	2-29	0-0
Interception Returns-Yards	0-0	1-0
Punts (Number-Avg)	10-41.5	3-39.7
Fumbles-Lost	1-1	0-0
Penalties-Yards	4-29	2-10
Possession Time	32:37	27:23
Third-Down Conversions	3 of 15	7 of 12
Fourth-Down Conversions	0 of 1	1 of 2
Red-Zone Scores-Chances	0-0	3-3
Sacks By: Number-Yards	0-0	4-25



► GAME 9

NO. 10/9 FLORIDA (6-2, 4-2) 10
ARKANSAS (6-3, 2-3)..... 31

November 5, 2016 | Fayetteville, Ark.

Donald W. Reynolds Razorback Stadium | Time: 2:37 p.m. | Attendance: 74,432

TV: CBS > Brad Nessler (PBP), Aaron Taylor (Analyst), John Schriffen (Sideline)

FLORIDA

RUSHING	Att.	Gain	Lost	Net	TD	Long	Avg.
M. Thompson	3	21	2	19	0	21	6.3
J. Scarlett	5	16	1	15	0	9	3.0
L. Perine	3	7	4	3	0	4	1.0
L. Del Rio	3	0	25	-25	0	0	-8.3

PASSING	Comp.	Att.	Yds	TD	Int	Long	Sack
L. Del Rio	19	37	229	0	2	25	3

RECEIVING	No.	Yds	TD	Long
A. Callaway	4	44	0	14
B. Powell	2	41	0	21
A. Fulwood	2	38	0	22
J. Cronkrite	2	25	0	21
M. Thompson	2	20	0	15
J. Scarlett	2	14	0	13
D. Goolsby	2	3	0	3
J. Hammond	1	25	0	25
C. Lewis	1	17	0	17
T. Cleveland	1	2	0	2

PUNTING	No.	Yds	Avg.	Long	I20	50+
J. Townsend	7	311	44.4	59	4	1

FIELD GOALS	Made	Att.	Long	Kicks
E. Pineiro	1	1	49	Made 49

ARKANSAS

RUSHING	Att.	Gain	Lost	Net	TD	Long	Avg.
R. Williams	26	150	2	148	2	41	5.7
Devwah Whaley	14	69	3	66	0	16	4.7
T.J. Hammonds	1	15	0	15	0	15	15.0
Jared Cornelius	2	3	0	3	0	3	1.5
Team	1	0	2	-2	0	0	-2.0
Austin Allen	4	2	13	-11	0	2	-2.8

PASSING	Comp.	Att.	Yds	TD	Int	Long	Sack
Austin Allen	15	26	243	1	1	43	1

RECEIVING	No.	Yds	TD	Long
Drew Morgan	7	95	1	21
Jeremy Sprinkle	3	51	0	31
Devwah Whaley	2	69	0	43
R. Williams	2	22	0	17
Keon Hatcher	1	6	0	6

PUNTING	No.	Yds	Avg.	Long	I20	50+
Toby Baker	6	241	40.2	51	2	1

FIELD GOALS	Made	Att.	Long	Kicks
Adam McFain	1	1	36	Made 36



Behind touchdown runs of six yards and 41 yards, sophomore **RB RAWLEIGH WILLIAMS** rushed for 148 yards on 26 carries in Arkansas' convincing 31-10 win over No. 10 Florida. The Razorbacks improved to 5-0 on the season when Williams rushes for 100 yards.

► SCORING SUMMARY

	1st	2nd	3rd	4th	Final
Florida	7	0	0	3	10
Arkansas	14	7	0	10	31

	Qtr.	Time	Scoring Play
Arkansas	1st	12:20	Santos Ramirez 24 yd interception return (McFain kick)
Arkansas	1st	5:56	R. Williams 6 yd run (McFain kick)
Florida	1st	2:44	D. Dawson 37 yd interception return (Pineiro kick)
Arkansas	2nd	0:16	Drew Morgan 7 yd pass from Allen (McFain kick)
Arkansas	4th	9:14	McFain 36 yd field goal
Florida	4th	6:41	Pineiro 49 yd field goal
Arkansas	4th	5:40	R. Williams 41 yd run (McFain kick)

► TEAM STATS

	FLORIDA	ARKANSAS
FIRST DOWNS	13	27
RUSHES-YARDS (NET)	14-12	51-200
PASSING YDS (NET)	229	229
Comp-Passes Att-Int	19-37-2	19-32-1
TOTAL OFFENSE PLAYS-YARDS	51-241	83-429
Fumble Returns-Yards	0-0	0-0
Punt Returns-Yards	2-25	3-0
Kickoff Returns-Yards	4-59	1-15
Interception Returns-Yards	1-37	2-24
Punts (Number-Avg)	7-44.4	6-40.2
Fumbles-Lost	2-0	0-0
Penalties-Yards	3-34	9-97
Possession Time	20:39	39:21
Third-Down Conversions	1 of 11	6 of 14
Fourth-Down Conversions	0 of 1	1 of 1
Red-Zone Scores-Chances	0-1	3-3
Sacks By: Number-Yards	1-9	3-25



WEEKLY MEDIA SCHEDULE: LSU WEEK

7 MON	8 TUE	9 WED	10 THU	11 FRI	12 SAT	13 SUN
Press Conference Noon - Coach Bielema 12:30 - Dan Enos 12:45 - Robb Smith	Post Practice Media Select defensive student-athletes and assistant coaches. (Approx. 6:30 p.m.)	SEC Teleconference 10 a.m. - 12:10 p.m. 11 a.m. - Coach Bielema Post Practice Media Select offensive student-athletes and assistant coaches. (Approx. 6:30 p.m.)	No media availability Radio Show 7 p.m. - On the Air with Bret Bielema Guests: TBA	No media availability	Game #10 at No. 25 LSU Kickoff - 6:00 p.m. CT TV - ESPN Post Game Coach Bielema & select student-athletes will be available following the game in the postgame media room.	No media availability

► ARKANSAS COMMUNICATIONS



PATRICK PIERSON
 Assistant AD/Communications
 Cell 479-387-8569
 Email pspierso@uark.edu
 Twitter @Pierson_SID



BRANDON LANGLOIS
 Communications Assistant
 Cell 601-405-5650
 Email langlois@uark.edu
 Twitter @BMLanglois



JOHN THOMAS
 Assistant Communications Dir.
 Cell 479-313-2564
 Email jfthomas@uark.edu
 Twitter @John__Thomas

Office: 479-575-2751

Fax: 479-575-7481

Fayetteville Press Box: (479) 575-6622

Little Rock Press Box: (501) 663-0514

GAME CREDENTIAL REQUESTS

All requests for media and/or photo credentials must be made online at www.SportsSystems.com/Arkansas. Requests should be made at least two weeks in advance.

Credentials will not be mailed. They may be picked up beginning three prior to kickoff at the media will call station at the base of the elevator at both Donald W. Reynolds Razorback Stadium in Fayetteville and War Memorial Stadium in Little Rock. Photo identification is required when picking up credentials.

ARKANSAS FTP SITE

An FTP site is available for members of the media. For more information concerning the FTP site, contact Michelle Glover (miglover@uark.edu).

CollegePressBox.com

CollegePressBox.com is the official media website for SEC football. Access and download weekly game notes, quotes, statistics, media guides, headshots, logos, flip cards and more for each of the SEC's members. Login information will be distributed to accredited media or you can apply for a password by sending an email to passworth@collegepressbox.com.

► SEC WEEKLY TELECONFERENCE

Head coach Bret Bielema will participate each week in the SEC teleconference of football coaches. The teleconferences will be conducted each Wednesday from Aug. 31 to Nov. 23 from 10 a.m. CT to 12:10 p.m. CT. For more information and the teleconference number, contact the SEC Media Relations Office at (205) 458-3000.

10:00 a.m. Les Miles, LSU
10:10 a.m. Kirby Smart, Georgia
10:20 a.m. Jim McElwain, Florida
10:30 a.m. Derek Mason, Vanderbilt
10:40 a.m. Nick Saban, Alabama
10:50 a.m. Butch Jones, Tennessee
11:00 a.m. Bret Bielema, Arkansas
11:10 a.m. Barry Odom, Missouri
11:20 a.m. Hugh Freeze, Ole Miss
11:30 a.m. Kevin Sumlin, Texas A&M
11:40 a.m. Mark Stoops, Kentucky
11:50 a.m. Dan Mullen, Mississippi State
12:00 p.m. Will Muschamp, South Carolina
12:10 p.m. Gus Malzahn, Auburn

► ON THE AIR WITH BRET BIELEMA



"On the Air with Bret Bielema," Coach Bielema's weekly radio show presented by Lindsey airs on Thursday nights starting at 7 p.m. For the eighth straight year, the one-hour radio show will be broadcast live from the Catfish Hole. The show will be carried throughout the state of Arkansas on the Razorback Sports Network and locally in Fayetteville on 92.1 FM and 93.3 FM.

► BRET BIELEMA SHOW



"The Bret Bielema Show" is now in its fourth season as the official television coach's show of Razorback football. The one-hour show will air statewide and throughout the region on numerous television affiliates. A total of 12 shows will air throughout the season on the following stations: KATV (10:30 p.m.), KNSA (11:30 p.m.) and KFTA (9:30 p.m.). The show will also be available regionally on Cox Sports Television on Wednesdays at 6 p.m. and Fox Sports Southwest on Tuesdays at 4 p.m.

RADIO AFFILIATES

Batesville.....	KOWZ-FM 103.3
Berryville.....	KTHS-AM 1480
Blytheville.....	KHLS-FM 96.3
Camden.....	KCCY-FM 95.3
Cherokee Village.....	KSAR-FM 92.3
Crossett.....	KAGH-AM 800
Crossett.....	KAGH-FM 104.9
De Queen.....	KDON-FM 92.1
DeWitt.....	KDEW-FM 97.3
El Dorado.....	KMRX-FM 96.1
Fayetteville.....	KAKS-FM 99.5
Fayetteville.....	KUQA-AM 1290
Fayetteville.....	KIGL-FM 93.3
Fayetteville.....	KQSM-FM 92.1
Forrest City.....	KBFC-FM 93.5
Fort Smith.....	KERX-FM 95.3
Glenwood.....	KHGZ-AM 670
Glenwood.....	KHGZ-FM 98.9
Herber Springs.....	KAWW-AM 1370
Helena.....	KFFA-AM 1360
Hope.....	KHPA-FM 104.9
Horshoe Bend.....	KKIK-FM 106.5
Hot Springs.....	KLBL-FM 104.5
Jonesboro.....	KEGI-FM 100.5
Little Rock.....	KABZ-FM 103.7
Magnolia.....	KZHE-FM 100.5
Marshall.....	KBCN-FM 104.3
Mena.....	KTTG-FM 96.3
Monett (Mo.).....	KKBL-FM 95.9
Monticello.....	KGPQ-FM 99.9
Morrilton.....	KVOM-FM 101.7
Mountain Home.....	KOMT-FM 107.5
Ozark.....	KDYN-AM 1540
Ozark.....	KDYN-FM 96.7
Pocahontas.....	KPOC-FM 104.1
Pocahontas.....	KPOC-AM 1420
Russellville.....	KCAB-AM 980
Russellville.....	KCJC-FM 102.3
Ruston (La.).....	KRLQ-FM 94.1
Searcy.....	KSMO-FM 99.1
Stuttgart.....	KWAK-FM 105.5
Texarkana (Texas).....	KKTK-AM 1400
Wynne.....	KWYN-FM 92.5
Wynne.....	KWYN-AM 1400