



# ARKANSAS RAZORBACKS

1 National Championship (1964) • 4 SEC West Division Titles • 55 All-Americans • 43 All-SEC First Team Selections

## ► GAME INFORMATION

Date..... Friday, Nov. 25  
Time..... 1:30 p.m. CT  
Location..... Columbia, Missouri  
Stadium..... Memorial Stadium (71,168)  
TV..... CBS  
Play-By-Play..... Brad Nessler  
Analyst..... Gary Danielson  
Sideline Reporter..... John Schriffen  
Radio..... Razorback/IMG Sports Network  
Play-By-Play..... Chuck Barrett  
Analyst..... Keith Jackson  
Sideline Analyst..... Quinn Grovey  
Sirius..... 119  
Stats..... ArkansasRazorbacks.com (StatBroadcast)  
Social..... @RazorbackFB

## ► RECORD BREAKDOWN

Overall..... 7-4  
SEC..... 3-4  
Home..... 5-2  
Away..... 2-1  
Neutral..... 0-1

## ► TABLE OF CONTENTS

Quick Facts/Player Quick Notes..... 2  
Team/Individual Notes..... 3-11  
QB Austin Allen..... 9  
Top 25 Polls/National Ranking Watch..... 12  
The Series vs. Missouri..... 13  
Head Coach Bret Bielema..... 14-15  
Depth Chart..... 16  
Roster..... 17-18  
Pronunciations..... 18  
Honors & Awards..... 19  
Player Bios..... 20-31  
The Last Time..... 32-34  
Game-By-Game Stats..... 35  
Scoring Drives..... 36  
Supplemental Stats..... 37  
Long Plays..... 38  
2016 Recaps..... 39-49  
Media Schedule..... 50

## ► THE MATCHUP



at



## ARKANSAS RAZORBACKS (7-4, 3-4 SEC)

Head Coach: Bret Bielema (Iowa '92)  
Record at Arkansas: 25-24 (4th Season)  
Overall Record: 93-48 (11th Season)  
CFP/AP/Coaches Ranking: --/RV/RV

## MISSOURI TIGERS (3-8, 1-6 SEC)

Head Coach: Barry Odom (Missouri '99)  
Record at Missouri: 3-8 (1st Season)  
Overall Record: 3-8 (1st Season)  
CFP/AP/Coaches Ranking: --/--/--

## ► #RAZORFACTS

• Arkansas travels to Missouri for its regular-season finale and the third annual Battle Line Rivalry presented by Shelter Insurance. It's the sixth time both schools have met in the regular season.

• The Razorbacks and Tigers will be facing off for the eighth time. It will be the third game between the schools since Missouri joined the SEC in 2012. Missouri holds a 4-3 advantage in the all-time series.

• The Tigers won the inaugural meeting of the Battle Line Rivalry 21-14 in Columbia in 2014. The Razorbacks evened the rivalry series last season with a 28-3 victory in Fayetteville.

• With the win at Mississippi State last week, Arkansas has won 10 consecutive games following an SEC loss dating back to 2014.

• Arkansas and Missouri each recorded 300 yards passing and rushing last Saturday. The Razorbacks and Tigers are two of just three SEC schools to accomplish that feat this year.

## ► FIVE KEY STORYLINES

• After a 58-42 win at Mississippi State last Saturday, the Razorbacks are 13-5 in their last 18 games dating back to last season, which is tied for the third-most wins in the SEC during that span.

• Arkansas has a 4-2 record (.667 win pct.) in true road games in SEC play over the last two seasons, which ranks third in the conference over that span. It is the first time Arkansas has closed the regular season with back-to-back road games since 1982.

• **RB RAWLEIGH WILLIAMS III** reclaimed the SEC rushing lead (1,209) last Saturday night, thanks to career highs in yards (205) and TDs (4) on the ground on 16 carries, while also adding a TD pass. Williams became the first non-QB in college football this season to rush for four TDs and pass for a TD in a game. He is just the second player in Arkansas history to run for over 200 yards and four TDs and the first to do so in an SEC game.

• **QB AUSTIN ALLEN** threw for 303 yards and two TDs last Saturday to take over the SEC passing lead in conference games (1,943) and tie Tyler Wilson (2012) and Ryan Mallett (2009) for second in single-season school history with three 300-yard passing games against SEC opponents. The SEC's leader in passer rating at 148.4, Allen is 196 yards shy of becoming just the fourth Arkansas QB to throw for 3,000 or more yards in a season.

• With 357 yards on the ground and 304 yards through the air last Saturday, Arkansas became one of just 16 FBS teams to rush for 300 yards and pass for 300 yards in a single game this season and is one of just five FBS teams with both a 300-yard passer and 200-yard rusher in a single game this season. Arkansas' 661 yards of total offense was the fourth-highest output in program history and the most ever in an SEC game.



**RB RAWLEIGH WILLIAMS III** is one of six players in the SEC since 2000 to rush for 200 or more yards and four TDs in a game.



## ► 2016 SCHEDULE AND RESULTS



LOUISIANA TECH  
SEPT. 3  
SEC Network  
W, 21-20



AT NO. 15 TCU  
SEPT. 10  
ESPN  
W, 41-38 (2OT)



TEXAS STATE  
SEPT. 17  
SEC Network Alt.  
W, 42-3



NO. 10 TEXAS A&M  
SEPT. 24  
Arlington, Texas  
ESPN  
L, 45-24



ALCORN STATE  
OCT. 1  
Little Rock, Ark.  
SEC Network Alt.  
W, 52-10



NO. 1 ALABAMA  
OCT. 8  
ESPN  
L, 49-30



NO. 12 OLE MISS  
OCT. 15  
ESPN  
W, 34-30



AT NO. 21 AUBURN  
OCT. 22  
ESPN  
L, 56-3



NO. 11 FLORIDA  
NOV. 5  
CBS  
W, 31-10



NO. 24 LSU  
NOV. 12  
ESPN  
L, 38-10



AT MISS. STATE  
NOV. 19  
ESPNU  
W, 58-42



AT MISSOURI  
NOV. 25  
1:30 P.M. CT  
CBS



## ▶ QUICK FACTS

### HEAD COACH BRET BIELEMA

Alma Mater.....	Iowa, 1992
Record at Arkansas.....	25-24 (4th Season)
Career Record.....	93-47 (11th Season)
Bowl Appearances.....	9

### ASSISTANT COACHES

#### Sideline:

Dan Enos.....	Offensive Coordinator/QBs
Robb Smith.....	Defensive Coordinator
Kurt Anderson.....	Offensive Line
Vernon Hargreaves.....	Linebackers
Reggie Mitchell.....	Running Backs
Rory Segrest.....	Defensive Line/Specialists
Michael Smith.....	Wide Receivers

#### Booth:

Barry Lunney Jr.....	Tight Ends
Paul Rhoads.....	Defensive Backs

### TEAM INFORMATION

2015 Overall Record.....	8-5
SEC Record (Finish).....	5-3 (T-3rd West)
Bowl Game.....	W, 45-23 vs. Kansas State (Liberty Bowl)
Home Record.....	4-3
Road Record.....	3-1
Neutral.....	1-1
Base Offense.....	Multiple
Base Defense.....	4-3
Lettermen Returning.....	53 (22 O, 28 D, 3 S)
Lettermen Lost.....	22 (16 O, 6 D)
Starters Returning.....	16 (5 O, 9 D, 2 S)
Starters Lost.....	8 (6 O, 2 D)

### TEAM HISTORY

First Season.....	1894
All-Time Record/Seasons.....	709-484-40 (.591)/123
All-Time Conf. Record/Seasons.....	339-302-18 (.528)/103
National Championships.....	1, 1964
Conference Championships.....	13 (last: 1989)
SEC West Championships.....	4 (last: 2006)
Bowl Appearances/Record.....	41/15-23-3 (.402)
Conference Affiliations.....	SEC (1992-Pres.)
.....	SWC (1915-1991)
All-America Selections.....	55 players, 64 times
All-SEC (First Team Only).....	43 players, 50 times
All-SWC (First Team Only).....	172 players, 236 times

### STADIUM INFORMATION

Name.....	Donald W. Reynolds Razorback Stadium
Location.....	Fayetteville, Ark.
Field Name.....	Frank Broyles Field
Capacity.....	72,000
First Game.....	Sept. 24, 1938
Record at Stadium.....	186-93-2 (.665)

Name.....	War Memorial Stadium
Location.....	Little Rock, Ark.
Capacity.....	54,120
First Game.....	Sept. 18, 1948
Record at Stadium.....	150-60-4 (.710)

Name.....	AT&T Stadium
Location.....	Arlington, Texas
Capacity.....	71,815
First Game.....	Oct. 3, 2009
Record at Stadium.....	4-3 (.571)

### UNIVERSITY INFORMATION

Location.....	Fayetteville, Ark.
Enrollment.....	26,754
Founded.....	1871
Colors.....	Cardinal and White
Chancellor.....	Dr. Joseph E. Steinmetz
Athletics Director.....	Jeff Long

## ▶ PLAYER QUICK NOTES

### QUARTERBACKS

- **AUSTIN ALLEN** ranks 2nd in the SEC in TD passes (22), thanks to eight multi-passing TD games.
- Leads the SEC and is T-8th in the FBS in red-zone TD passes (17).
- All of his 300-yard passing games have come in SEC play - No. 10 Texas A&M (371), No. 1 Alabama (400), Mississippi St. (303).

### RUNNING BACKS

- **RAWLEIGH WILLIAMS III** leads the SEC with 1,209 rushing yards, total first downs (58) and is tied for 3rd with 11 TDs.
- Only non-QB in college football to run for 4 TDs and throw a TD in a game (at Mississippi State) this season.
- Arkansas is 6-0 this season and 7-0 all-time when Williams rushes for 100 yards.

- **DEVWAH WHALEY** topped 100 yards rushing (19-112) for the second time this season at Mississippi State.

- Totaled 125 yards or more of total offense in two of the last three games - No. 10 Florida (135), at Mississippi St. (126).
- Owns a 5.6 yards-per-carry average and 547 yards rushing, highlighted by a 75-yard TD run against Alcorn State.

### WIDE RECEIVERS

- **DREW MORGAN** ranks in the top 10 of the SEC in receptions (55/6th) and first down catches (35/T-2nd).
- His 128 career receptions are 6th among active SEC players and six away from the top 10 in program history.
- Has a reception in 25 straight games dating back to 2014.

- **KEON HATCHER** extended his streak of consecutive games with a reception to 29, dating back to 2013.
- Had a streak of four straight games with a receiving TD and is tied for 6th in the SEC (7).
- His 18 career receiving TDs rank third among active SEC players and tied for 4th in program history.

- **JARED CORNELIUS** 16 of last 20 receptions have either resulted in a first down or a TD.
- Prior to Ole Miss, he became just the third player in program history with 100 yards receiving in three straight games.
- Ranks 7th in the SEC in yards per catch (16.97) for players with 20+ catches.

- **DOMINIQUE REED** has two TD grabs of 40+ yards in SEC play this season.
- Six of his eight career TD receptions have been 30 or more yards with five coming in SEC action.
- Scored a TD in six straight games in 2015, including all four SEC road games.

### TIGHT ENDS

- **JEREMY SPRINKLE** ranks 4th among SEC tight ends in both receptions (29) and yards (332).
- Ranks T-2nd in the SEC and T-14th nationally among tight ends with four TD grabs this season.
- Surpassed D.J. Williams for the program record for career receiving TDs by a tight end (11).

### OFFENSIVE LINE

- **DAN SKIPPER** made his 45th consecutive start on the offensive line at Mississippi State.
- Blocked his seventh career kick, second of the season, against Alcorn State.
- Helped pave the way for 223 yards on the ground against No. 11 Florida's top-10 run defense.

- **FRANK RAGNOW** made his 24th consecutive start on the offensive line at Mississippi State.
- Moved back to center against No. 10 Texas A&M after starting at right guard in the Texas State game.
- Gave Austin Allen a key push at the goal line on his 5-yard game-winning TD run in the 2nd overtime at No. 15 TCU.

### DEFENSIVE LINE

- **DEATRICH WISE JR.** has 10.5 sacks in his last 16 games.
- Ranks 10th on Arkansas' career list in sacks (16.5) and ranks 8th among SEC active career leaders.
- T-2nd on the team in tackles for loss this season (5.0).

- **JEREMIAH LEDBETTER** leads the team in sacks (4.0).
- Ranks 3rd on the team in tackles (43) and is T-2nd in tackles for loss (5.0).
- Also has two pass breakups, one QB hurry and one forced fumble.

### LINEBACKERS

- **BROOKS ELLIS** leads the team and is T-9th in the SEC in tackles (75).
- Has led the team in tackles a team-best five times this season.
- Has made double-digit tackles seven times in his career.

- **DWAYNE EUGENE** logged double-digit tackles (10) for the first time in his career vs. No. 24. LSU.
- Has started at WLB each of the last five games in place of injured Dre Greenlaw.
- Has tied for the team lead or led the team in tackles three of the last four games.

### DEFENSIVE BACKS

- **RYAN PULLEY** has started 10 straight games.
- Tied for the SEC lead and is T-24th in the FBS in pass breakups (10).
- Returned his 2nd career interception 25-yards for a TD against Texas State.

- **HENRE' TOLIVER** pulled in his 5th career interception against No. 12 Ole Miss in the 3rd quarter.
- Arkansas' active career leader in interceptions.
- Eclipsed the 100-career tackle mark with four against No. 12 Ole Miss.

### SPECIALISTS

- **TOBY BAKER** ranks 17th nationally and fourth in the SEC with a 44.5 average.
- Has 18 punts of 50+ yards and has placed 16 inside the 20-yard line.
- Only three punts have been touchbacks, while 19 have been fair caught.

- **ADAM MCFAIN** booted through a career-long 54-yard FG at No. 21 Auburn followed by a 36-yarder vs. No. 11 Florida.
- Also tied for the 4th-longest this season in the FBS and 2nd-longest in the SEC.
- 7 of 8 on FG attempts since taking over the place-kicking duties vs. No. 1 Alabama.



## GAME NOTES



**RB RAWLEIGH WILLIAMS III** had TD runs of 72, 42, 7 and 33 yards in the first half before his 1-yard scoring toss in the third quarter last Saturday night against Mississippi State.

### ► RW3 GOES HOG WILD!

• **RB RAWLEIGH WILLIAMS III** had a career performance last Saturday night at Mississippi State, rushing for 205 yards and four TDs on 16 carries and passing for a TD.

• Became the first non-QB in college football this season to rush for four TDs and pass for a TD in a game.

• Fourth player in Arkansas history to run for over 200 yards in an SEC game.

• Became one of two FBS running backs to run for four TDs and pass for another since 2000. The other is former Wisconsin RB James White (2012 vs. Nebraska in Big Championship Game), who also played for **BRET BIELEMA** at the time.

• Set career-highs for rushing yards and TDs in the first half against Mississippi State with 191 yards and four touchdowns on just eight carries.

• Had a hand in five of Arkansas' first six TDs in the game with four coming on the ground and the fifth coming on a 1-yard TD pass on 4th-and-goal in the third quarter.

• Arkansas improved to 7-0 all-time and 6-0 this season when Williams runs for over 100 yards.

• Reclaimed the SEC rushing lead (1,209) and moved into a tie in the conference with six 100-yard games this season.

• Eclipsed 100-yards rushing in his first four attempts (122), marking the first time that an Arkansas running back has rushed for more than 100 yards in the first quarter since Knile Davis on Nov. 20, 2010.

• Broke a career-best four runs of 20+ yards.

### ► IN GOOD COMPANY

• **RB RAWLEIGH WILLIAMS III** the only player in the SEC to run for 200 yards and four TDs in a game this season. In fact, Williams is one of only six players in the SEC to accomplish that feat since 2000.

Player	Team	Date	Opponent	Att.	Yds.	Avg.	TD
Rawleigh Williams III	Arkansas	11/19/16	Miss. State	16	205	12.8	4
Leonard Fournette	LSU	12/29/15	Texas Tech	29	212	7.3	4
Tre Mason	Auburn	12/7/13	Missouri	46	304	6.6	4
Dexter McCluster	Ole Miss	11/14/09	Tennessee	25	282	11.3	4
Artose Pinner	Kentucky	11/16/02	Vanderbilt	31	224	7.2	4
Rudi Johnson	Auburn	10/21/00	LA Tech	33	249	7.5	4

• Williams also joined James Rouse as the only two players in Arkansas history to rush for 200 yards and four TDs in a game and became the first to do so in an SEC game. Rouse tallied 219 yards rushing and four TDs on 19 carries on Nov. 28, 1987 against New Mexico. This season, Williams is one of three Power 5 players to run for 200 yards and four touchdowns in a game. The other three are Dalvin Cook (FSU, at Syracuse) and Joe Williams (Utah, at UCLA).

### ► RW3 AMONG SEC RUSHERS IN 2016

Category	Stat	SEC Rank
Rushing Attempts	208	T-1
Rushing Yards	1,209	1
Rushing TDs	11	T-3
Rushing Attempts/Game	18.9	T-1
Rushing Yards/Game	109.9	1
100+ Yard Games	6	T-1
First Downs	52	2
10+ Yards	31	4
20+ Yards	9	T-5

### ► RW3 TOPS 1,000-YARDS RUSHING

• Sophomore **RB RAWLEIGH WILLIAMS III** became the 13th player in Arkansas history to reach 1,000 yards rushing in a season with 1,004 when he rushed 13 times for 49 yards on Nov. 12 against No. 24 LSU. Arkansas has had a 1,000-yard rusher in four straight seasons by three different players. He added a 54-yard reception against the Tigers and currently has 175 yards receiving and one TD on 13 catches for the season.

### ► A PERFECT FIT FOR #RBU

• **RAWLEIGH WILLIAMS III** also became the seventh different running back to run for 1,000 yards in **BRET BIELEMA's** 11-year head coaching career. Bielema has had a 1,000-yard rusher in each of his 11 seasons as a head coach.

Year	Program	1000-Yard Rusher(s)
2006	Wisconsin	PJ Hill (1,569)
2007	Wisconsin	PJ Hill (1,212)
2008	Wisconsin	PJ Hill (1,161)
2009	Wisconsin	John Clay (1,517)
2010	Wisconsin	James White (1,052) John Clay (1,012)
2011	Wisconsin	Montee Ball (1,923)
2012	Wisconsin	Montee Ball (1,830)
2013	Arkansas	Alex Collins (1,026)
2014	Arkansas	Jonathan Williams (1,190) Alex Collins (1,100)
2015	Arkansas	Alex Collins (1,577)
2016	Arkansas	Rawleigh Williams III (1,209)

• **RB RAWLEIGH WILLIAMS III** became the sixth different running back to run for 200 yards in a single-game under **BRET BIELEMA** in his 11 seasons as a head coach. Bielema is 10-0 all-time when he has a player run for 200 yards.

• A total 11 different players have run over 100 yards in a game under coach Bielema in his career.

• Bielema has had multiple 100-yard rushers in the same game 20 times during his head coaching career. Over those 20 games, Bielema owns a record of 19-1 and has won 19 straight when his teams reach the feat. He's 8-0 at Arkansas when two players run for 100 yards in the same game.

• At least two different players have reached the 100-yard plateau on the ground in nine of Bielema's 11 seasons, including all four years at Arkansas.

### ► ALLEN, WILLIAMS QB-RB DUO

• **QB AUSTIN ALLEN** and **RB RAWLEIGH WILLIAMS III** have been one of the nation's top QB-RB tandems this season. Allen is averaging 254.9 yards per game through the air, while Williams is averaging 109.1 on the ground. Allen and Williams are one of just five QB-RB duos in the Power 5 conferences averaging at least 250 yards passing and 100 yards rushing per game this season.

Team	Quarterback (Yards/Game)	Running Back (Yards/Game)
Arkansas	Austin Allen (254.9)	Rawleigh Williams III (109.1)
Florida State	Deondre Francois (271.8)	Dalvin Cook (133.4)
Northwestern	Clayton Thorson (289.8)	Justin Jackson (102.5)
Oklahoma	Baker Mayfield (258.8)	Joe Mixon (108.4)
Washington	Jake Browning (253.3)	Myles Gaskin (102.7)



UNCOMMON RESILIENCY



## ► A RAZORBACK WIN WOULD

- Give Arkansas at least eight wins for the second straight season.
- Give Arkansas its 14th win in its last 19 games dating back to 2015.
- Improve Coach Bielema's record to 26-24 at Arkansas and 94-48 all-time as a head coach.
- Give Arkansas its first win in Columbia, Missouri, since 1944.

## ► WHAT TO WATCH FOR THE RAZORBACKS

- Have scored 40 or more points in nine of their last 18 games.
- Have produced 400 or more yards of total offense in eight of 11 games this season.
- Have logged both 200 yards passing and rushing in the same game five times this season.
- Defense has returned four of its nine interceptions this season for touchdowns.

### QB AUSTIN ALLEN

- Has thrown for multiple touchdown passes in eight of 11 games this season.

- Looks to become one of four Arkansas QBs to record multiple 400-yard passing games in his career.

- Looks to become one of three QBs in school history to have multiple 400-yard games in the same season.

- Against seven SEC opponents this season, he has thrown 137-of-234 (.585) for 1,943 yards and 12 touchdowns.

- Is eight passing attempts shy of tying Brandon Allen (2014) for 8th all-time in school history with 339 attempts in a season.

- Is two completions from tying Casey Dick (2008) for 6th all-time in school history with 205 completions in a season.

- Is 583 yards shy of tying Tyler Wilson for 5th all-time in school history with 3,387 passing yards in a season.

- Is two touchdown passes shy of tying Tyler Wilson (2011) for 5th all-time with 24 passing TDs in a season.

- Is one touchdown pass shy of tying Joe Ferguson for 10th all-time in school history with 24 career TD passes.

### LB BROOKS ELLIS

- Is one double-digit tackle game away from recording eight in his career (Last: Martrell Spaight, 2013-14).

- Is 18 tackles shy of 300 for his career, which would rank 16th all-time in school history.

- Looks to extend his streak of four-plus tackles to 12 straight games and make it 20 of the last 21.

### WR KEON HATCHER

- Is 199 yards shy of tying Chuck Dicus for 13th all-time in school history with 1,854 receiving yards.

- Is seven receptions shy of tying teammate Drew Morgan for 12th all-time in school history with 128 career receptions.

- Is five TD receptions away from tying Anthony Lucas for 3rd all-time in school history with 23.

- Has a TD reception in five of the last nine games played.

- Has a reception for a first down in 28 of the last 29 games dating back to 2014.

### WR DREW MORGAN

- Needs one 100-yard receiving game to bring his career total to four and tie for 10th most in a career in school history.

- Is five receptions shy of tying Greg Childs for 11th in school history for career receptions with 133.

- Has a reception in 25 straight games dating back to 2014.

- Has a reception of 15+ yards in 14 of the last 16 games dating back to last season.

- Is one TD reception shy of tying Greg Childs for 12th all-time in school history with 15 in a career.

- Eclipsed the 1,500 career yard mark against Florida and is 17 yards shy of tying J.J. Meadors for 15th in school history with 1,651 career receiving yards.

### WR JARED CORNELIUS

- Needs one 100-yard receiving game to bring his season total to four and tie for third all-time in school history.

- Needs one 100-yard receiving game to bring his career total to four and tie for 10th most in a career in school history.

### TE JEREMY SPRINKLE

- Is two TD receptions shy of tying Jim Benton 14th all-time with 13.

### RB RAWLEIGH WILLIAMS III

- Arkansas is 7-0 when Williams breaks the 100-yard rushing barrier, including 6-0 this season.

- Has produced 75+ yards rushing in eight of Arkansas' 11 games this season.

- Has scored a TD in seven of 11 games this season.

## ► NOTING THE WIN AT MISS. STATE

- Arkansas' 58-42 win at Mississippi State last Saturday marked the third straight season that the Razorbacks have had at least seven wins.

- 58 points is the most in program history in an SEC game that ended in regulation.

- Nine of the Razorbacks' 11 possessions resulted in either a TD or a field goal. Arkansas didn't have to punt, either, for the second time this season.

- Arkansas generated 661 yards of offense, the fourth highest in a game in school history and highest ever in an SEC game, including 357 yards rushing which is the third-most in the **BRET BIELEMA** era.

- Each of Arkansas first two TD drives took just two plays. Arkansas scored a TD on the game-opening drive (2 plays, 75 yards in 48 seconds) for the first time since Sept. 17 vs. Texas State.

- Arkansas grounded out 134 yards in the first quarter, including 122 from **RB RAWLEIGH WILLIAMS III** on four carries. The Dallas native broke through on the Hogs' second play from scrimmage, going 72 yards for the score. It's the longest run of his career and second longest run by an Arkansas player in 2016.

- Arkansas rushed for 200 or more yards for the fifth time this season.

- The Razorbacks produced 455 yards of total offense in the first half, the most in a half since Sept. 6, 2014 vs. Nicholls (425).

- Arkansas averaged 9.9 yards per play, including 8.7 yards per rush. The 9.9 yard average is tied for the fourth-best mark in school history, while 8.7 yards per rush ranks ninth.

## ► 2016 RAZORBACK TRENDS

Overall.....	7-4
vs. SEC.....	3-4
Non-Conference.....	4-0
Home.....	5-2
Away.....	2-1
Neutral.....	0-1
Day Games.....	3-1
Night Games (6 p.m. start or later).....	4-3
vs. Top 25 teams.....	3-4
TV games.....	7-4
on SEC Network.....	1-0
on SEC Network-Alternate.....	2-0
on ESPN.....	2-4
on ESPN2.....	0-0
on ESPNU.....	1-0
on CBS.....	1-0
on ABC.....	0-0

## OFFENSE

When scoring first.....	6-1
When opponents score first.....	1-3
When leading at halftime.....	5-0
When trailing at halftime.....	0-3
When tied at halftime.....	2-1
When leading after third quarter.....	6-0
When trailing after third quarter.....	1-4
When tied after third quarter.....	0-0
In overtime games.....	1-0
When scoring less than 20 points.....	0-2
When scoring 20+ points.....	4-2
When scoring 30+ points.....	6-1
When scoring 40+ points.....	4-0
When allowing less than 20 points.....	2-0
When allowing 20+ points.....	3-4
When allowing 30+ points.....	3-4
When rushing for < 100 yards.....	0-3
When rushing for 100+ yards.....	6-1
When rushing for 200+ yards.....	5-0
When passing for 200+ yards.....	6-3
When passing for 250+ yards.....	1-2
When passing for 300+ yards.....	1-2
When totaling < 300 yds total offense.....	1-2
When gaining 300+ yds total offense.....	6-2

## DEFENSE

When allowing < 100 yds rushing.....	3-0
When allowing 100+ yds rushing.....	4-4
When allowing 200+ yds rushing.....	1-4
When allowing < 200 yds passing.....	2-2
When allowing 200+ yards passing.....	5-2
When allowing 250+ yards passing.....	3-1
When allowing 300+ yards passing.....	2-0
When allowing < 300 yds total offense.....	3-0
When allowing 300+ yds total offense.....	4-4
When having a 100-yard rusher.....	6-0
When opp. have a 100-yard rusher.....	1-4
When having no turnovers.....	2-0
When having less than 3 turnovers.....	7-1
When having 3 or more turnovers.....	0-3
When having no takeaways.....	1-1
When having < 3 takeaways.....	6-3
When having 3 or more takeaways.....	1-1
When having more than 30:00 TOP.....	6-3
When having less than 30:00 TOP.....	1-1



**WR DREW MORGAN** ranks sixth in the SEC in receptions with 55 and is tied for second in receiving first downs with 35.

## ► 2016 MONEY PLAYS

**NOTE:** Money plays are defined as plays resulting in first down or a TD.

Money Rushes	1st	TD	No.	Att.
Rawleigh Williams	52	11	58	208
Devwah Whaley	26	2	27	97
Kody Walker	8	1	9	31
Austin Allen	5	1	6	22
T.J. Hammonds	4	1	4	11
Jared Cornelius	2	1	3	11
Dominique Reed	2	0	2	5
Cody Hollister	2	1	2	2
Keon Hatcher	1	0	1	3
<b>Totals</b>	<b>102</b>	<b>18</b>	<b>112</b>	<b>412</b>

Money Receptions	1st	TD	No.	Rec.
Drew Morgan	35	3	36	55
Keon Hatcher	23	7	26	35
Jared Cornelius	21	4	22	29
Jeremy Sprinkle	15	4	17	28
Rawleigh Williams	6	1	7	13
Dominique Reed	7	2	7	10
Cody Hollister	7	0	7	10
Devwah Whaley	4	0	4	4
Austin Cantrell	3	1	4	11
Hayden Johnson	1	0	1	1
LaMichael Pettway	0	1	1	1
Deon Stewart	1	0	1	1
Cheyenne O'Grady	1	0	1	1
Grayson Gunter	1	0	1	1
<b>Totals</b>	<b>125</b>	<b>23</b>	<b>135</b>	<b>205</b>

3rd Down Money Rushes	1st	TD	No.	Att.
Rawleigh Williams	13	1	13	19
Devwah Whaley	4	0	4	7
Austin Allen	3	1	4	9
Kody Walker	3	0	3	5
Jared Cornelius	1	0	1	1
Keon Hatcher	1	0	1	1
<b>Totals</b>	<b>25</b>	<b>2</b>	<b>26</b>	<b>50</b>

3rd Down Money Receptions	1st	TD	No.	Rec.
Drew Morgan	9	1	10	11
Jared Cornelius	7	0	7	8
Keon Hatcher	4	3	6	6
Jeremy Sprinkle	4	1	4	5
Dominique Reed	2	1	2	2
Cody Hollister	2	0	2	2
Deon Stewart	1	0	1	1
Rawleigh Williams	0	1	1	4
<b>Totals</b>	<b>29</b>	<b>7</b>	<b>33</b>	<b>39</b>

4th Down Money Rushes	1st	TD	No.	Att.
Kody Walker	2	0	2	3
Rawleigh Williams	1	0	1	1
<b>Totals</b>	<b>3</b>	<b>0</b>	<b>3</b>	<b>4</b>

4th Down Money Receptions	1st	TD	No.	Att.
Keon Hatcher	2	0	2	2
Jeremy Sprinkle	1	1	2	2
Jared Cornelius	1	0	1	1
Austin Cantrell	0	1	1	1
<b>Totals</b>	<b>4</b>	<b>2</b>	<b>6</b>	<b>6</b>

## ► NOTING THE LAST 18 GAMES

Team	Last 18 Games	Games vs. Ranked Teams
Alabama	18-0	11
Tennessee	14-4	6
<b>Arkansas</b>	<b>13-5</b>	<b>9</b>
Georgia	13-5	6
Florida	12-6	6
Auburn	11-7	7
LSU	11-7	7
Texas A&M	11-7	5
Ole Miss	10-8	11
Mississippi St.	9-9	5
Kentucky	7-11	1
South Carolina	7-11	5
Vanderbilt	7-11	4
Missouri	4-14	4

• **HEAD COACH BRET BIELEMA** has won 13 of his last 18 games. The Razorbacks won 12 of Bielema's first 31 games at Arkansas.

## ► COACH BIELEMA IN NOVEMBER

• **HEAD COACH BRET BIELEMA** owns an impressive 26-13 (.667) career record in the month of November. Below is a year-by-year breakdown of Bielema's 11-year head coaching career in November:

- Owns a 26-13 career record (.667) in November, highlighted by a 14-5 mark in home games.
- In 39 career games in November, coach Bielema has had 36 100-yard rushers and at least one in 27 games.
- Has led Arkansas to a 7-4 record in November over the last three seasons.
- Won five of his last seven games vs. ranked teams in November with Arkansas being unranked for six.
- Has seven wins in the month of November against ranked teams, including five at home.
- Had a 100-yard rusher in his last 20 games in November at Wisconsin and 21 of 24 overall.
- Out of his 13 career losses in November, three have come in overtime while another six have been by 7 points or less. Out of the six by 7 points or less, two have been by 1 point and another by 2 points.

### Wisconsin (2006-12)

Year	Record	vs. Ranked	Home	Away	Conf.	Games w/ 100 Yd Rusher
2006	3-0	0-0	2-0	1-0	2-0	1
2007	2-1	1-1	1-0	1-1	2-1	2
2008	3-1	0-1	2-0	1-1	2-1	4
2009	2-1	0-0	1-0	1-1	2-1	3
2010	4-0	0-0	2-0	2-0	4-0	4
2011	4-0	1-0	2-0	2-0	4-0	4
2012	1-2	0-1	0-1	1-1	1-2	3
<b>Total</b>	<b>19-5</b>	<b>2-3</b>	<b>10-1</b>	<b>9-4</b>	<b>17-5</b>	<b>21</b>

### Arkansas (2013-Present)

Year	Record	vs. Ranked	Home	Away	Conf.	Games w/ 100 Yd Rusher
2013	0-4	0-2	0-2	0-2	0-4	1
2014	2-2	2-2	2-0	0-2	2-2	0
2015	3-1	2-0	1-1	2-0	3-1	3
2016	2-1	1-1	1-1	1-0	2-1	2
<b>Total</b>	<b>7-8</b>	<b>5-5</b>	<b>4-4</b>	<b>3-4</b>	<b>7-8</b>	<b>6</b>
<b>Career</b>	<b>26-13</b>	<b>7-8</b>	<b>14-5</b>	<b>12-8</b>	<b>24-13</b>	<b>27</b>

## ► AGAINST THE BEST

• Arkansas played nine contests in 2016 against opponents who played in a bowl game last season. The Razorbacks have the 12th-toughest strength of schedule through 11 games this season as their opponents have produced a 52-35 record (.598). The Razorbacks' four losses this season have come to No. 10 Texas A&M, No. 1 Alabama, No. 21 Auburn and No. 24 LSU who have combined to post a 33-10 record.

• Eight of Arkansas' last 11 SEC games have been against ranked opponents, including six of seven this season. The Razorbacks have faced 24 ranked SEC opponents in the last four seasons out of a possible 31. Out of those 24 ranked SEC opponents, 10 have been in the top 10. For just the second time in four seasons, Arkansas played five straight ranked opponents (Week 6-10).



## ► WILLIAMS, WHALEY PROVIDE 1-2 PUNCH

• With **RB RAWLEIGH WILLIAMS III** (1,209) and **RB DEVWAH WHALEY** (547), Arkansas is one of three Power 5 schools with a player over 1,200 yards rushing and another of 500 yards.

• Williams (205) and Whaley's (112) 100+ yard performances at Mississippi State marked the second time this season and the 40th time in school history that Arkansas has produced multiple 100-yard rushers in the same game.

• Whaley (135) and Williams (126) previously both topped the century mark on the ground against Alcorn State in Week 5. It marked Whaley's first 100-yard effort of his career and the fourth ever for Williams (currently has seven). Arkansas totaled 353 yards on the ground, averaging 9.3 yards/rush, the eighth-best average in a game in program history.

• Whaley had four runs of 10 or more yards, highlighted by a 50-yard run in the second quarter, against Mississippi State. Seven of his 19 carries resulted in a first down, both were a season-high. The Texas native, is one of seven SEC freshmen with multiple 100-yard rushing games this season.

## ► 300 YARDS PASSING AND RUSHING

• With 357 yards on the ground and 304 yards through the air last Saturday, Arkansas became one of just 16 FBS teams, including just three from the SEC, to record 300 yards passing and rushing in a single game this season.

Team	Date	Opponent	Pass Yds.	Rush Yds.	Total
Oklahoma	10/22/16	at Texas Tech	545	309	854
Louisville	9/9/16	at Syracuse	431	414	845
Ohio State	9/3/16	Bowling Green	417	359	776
Missouri	11/19/16	at Tennessee	323	420	743
LA Tech	10/29/16	Rice	434	301	735
Troy	9/3/16	Austin Peay	323	383	706
Kentucky	9/17/16	New Mexico State	311	381	692
Washington	10/8/16	at Oregon	304	378	682
<b>Arkansas</b>	<b>11/19/16</b>	<b>at Miss State</b>	<b>304</b>	<b>357</b>	<b>661</b>
Florida Atlantic	11/5/16	at Rice	321	336	657
Florida State	11/19/16	at Syracuse	320	334	654
Arizona State	9/10/16	Texas Tech	351	301	652
West Virginia	10/15/16	at Texas Tech	318	332	650
California	10/21/16	Oregon	325	311	636
Oregon	9/10/16	Virginia	331	301	632
Toledo	9/17/16	Fresno State	301	318	619

## ► 300-YARD PASSER/200-YARD RUSHER

• Arkansas is among five teams in the FBS, including two in the SEC, with both a 300-yard passer and 200-yard rusher in a single game this season.

Team	Date	Opponent	Passer	Rusher	Total
Florida State	11/19/16	at Syracuse	Deondre Francois (315)	Dalvin Cook (225)	540
Missouri	11/19/16	at Tennessee	Drew Lock (320)	Damarea Crockett (225)	545
Oregon	11/12/16	Stanford	Dakota Prukop (331)	Royce Freeman (207)	538
<b>Arkansas</b>	<b>11/19/16</b>	<b>at Miss. State</b>	<b>Austin Allen (303)</b>	<b>Rawleigh Williams (205)</b>	<b>508</b>
Oklahoma	10/22/16	at Texas Tech	Baker Mayfield (545)	Keith Nixon (263)	808
Oklahoma	10/8/16	Texas	Baker Mayfield (390)	Samaje Perine (214)	604

## ► HOGS LEAD SEC IN TIME OF POSSESSION

• Arkansas leads the SEC and ranks third in the FBS in time of possession per game (34:32.00). The Razorbacks have led the SEC in time of possession each of the last two seasons. **HEAD COACH BRET BIELEMA** is 71-27 all-time when his team wins the time of possession battle. The Razorbacks are averaging a 9-minute, 31-second advantage in possession time against its opponents this season. In addition, Arkansas is 5-0 under Coach Bielema when possessing the ball for 40 or more minutes.

## ► RANKED WINS SINCE 2014

• Arkansas has defeated seven ranked opponents in the regular season since 2014, which is tied with LSU for third-most in the SEC during that span.

Rank	Team	Ranked Wins
1	Alabama	16
2	Ole Miss	9
<b>T-3</b>	<b>Arkansas</b>	<b>7</b>
T-3	LSU	7
5	Auburn	6
T-6	Georgia	5
T-6	Texas A&M	5
8	Mississippi State	4
T-9	Florida	3
T-9	Tennessee	3
11	Missouri	2
T-12	Kentucky	1
T-12	South Carolina	1
14	Vanderbilt	0

## ► ROAD HOGS

• Arkansas has a 4-2 record (.667 win pct.) in true road games in SEC play over the last two seasons, which ranks third in the conference over that span.

Rank	Team	Record	Pct.
1	Alabama	8-0	1.000
2	Georgia	5-2	.714
<b>3</b>	<b>Arkansas</b>	<b>4-2</b>	<b>.667</b>
4	Florida	5-3	.625
5	Auburn	4-3	.571
6	Ole Miss	4-4	.500
T-7	Miss. State	3-4	.429
T-7	Tennessee	3-4	.429
T-7	Texas A&M	3-4	.429
10	LSU	2-3	.400
11	Kentucky	2-6	.250
12	Vanderbilt	1-7	.125
13	South Carolina	1-8	.111
14	Missouri	0-8	.000

## ► 40 OR MORE POINTS

• Since 2015, Arkansas has scored 40 or more points an SEC-best 10 times, posting a 9-1 record in those contests.

## ► PASS HOGS PASS

• With **OC DAN ENOS** at the helm of the offense (2015-Present), Arkansas has scored a passing TD in 21 of 24 games.

• Since Enos' arrival, Arkansas has thrown for 200 or more yards 18 times, 300 or more yards nine times, and 400 or more yards four times.

## ► POUND HOGS POUND

• Arkansas is 21-6 under **BRET BIELEMA** when a player rushes for 100 or more yards.

• Arkansas is 18-7 under Bielema when the team eclipses 200 or more yards rushing.

• Arkansas has scored a rushing TD in 42 of 49 games under Bielema.



## ► HATCHER JOINS ARKANSAS GREATS

• With two TD receptions on Nov. 19 at Mississippi State, **WR KEON HATCHER** matched Cobi Hamilton's (2009-12) mark of 18 career receiving TDs to enter Arkansas' top five all-time.

### ARKANSAS CAREER RECEIVING TD LEADERS

Rank	TDs	Player	Years
1	27	Marcus Monk	2004-07
2	24	Jarius Wright	2008-11
3	23	Anthony Lucas	1995-99
T-4	18	Cobi Hamilton	2009-12
<b>T-4</b>	<b>18</b>	<b>Keon Hatcher</b>	<b>2012-Pres.</b>

## ► RECEIVING CORPS AT A GLANCE

• Arkansas' top five active receivers have turned in some incredible performances during their careers, contributing largely to Arkansas' successful passing attack.

### ARKANSAS' TOP 5 ACTIVE RECEIVERS - CAREER STATS

Player	Years	100-Yard Games	Receptions	Yards	TDs
Keon Hatcher	2012-Pres.	2	121	1,655	18
Drew Morgan	2013-Pres.	3	128	1,634	14
Jeremy Sprinkle	2013-Pres.	0	67	873	11
Jared Cornelius	2014-Pres.	3	71	1,097	9
Dominique Reed	2015-Pres.	1	38	731	8
<b>Totals</b>		<b>9</b>	<b>425</b>	<b>5,990</b>	<b>60</b>

## ► SEC ACTIVE CAREER TD LEADERS

• Arkansas has one of the SEC's best receiving units as three Razorbacks rank among the top 11 of the conference's active career leaders in TD receptions.

### SEC ACTIVE LEADERS - CAREER TD RECEPTIONS

Rank	Player	Team	Years	TD
1	Josh Reynolds	Texas A&M	2014-16	27
2	Fred Ross	Mississippi State	2013-16	21
<b>3</b>	<b>Keon Hatcher</b>	<b>Arkansas</b>	<b>2012-16</b>	<b>18</b>
T-4	Evan Ingram	Ole Miss	2013-16	14
T-4	Christian Kirk	Texas A&M	2015-16	14
<b>T-4</b>	<b>Drew Morgan</b>	<b>Arkansas</b>	<b>2014-16</b>	<b>14</b>
T-4	Calvin Ridley	Alabama	2015-16	14
T-8	Malachi Dupre	LSU	2014-16	13
T-8	Travin Dural	LSU	2013-16	13
10	Josh Malone	Tennessee	2014-16	12
T-11	Quincy Adebeyejo	Ole Miss	2013-16	11
T-11	J'Mon Moore	Missouri	2014-16	11
<b>T-11</b>	<b>Jeremy Sprinkle</b>	<b>Arkansas</b>	<b>2013-16</b>	<b>11</b>

## ► 100-CAREER CATCH MARK

• **WR DREW MORGAN** and **WR KEON HATCHER** each eclipsed 100 catches for their career this season. Morgan and Hatcher are two of just 13 active SEC players with at least 100 career receptions.

Rank	Player	Seasons	Team	Receptions
1	Fred Ross	2013-Pres.	Mississippi State	194
2	Evan Ingram	2013-Pres.	Ole Miss	162
T-3	Christian Kirk	2015-Pres.	Texas A&M	149
T-3	Josh Reynolds	2014-Pres.	Texas A&M	149
5	Calvin Ridley	2015-Pres.	Alabama	145
<b>6</b>	<b>Drew Morgan</b>	<b>2014-Pres.</b>	<b>Arkansas</b>	<b>128</b>
<b>7</b>	<b>Keon Hatcher</b>	<b>2012-Pres.</b>	<b>Arkansas</b>	<b>121</b>
8	Ricky Seals-Jones	2013-Pres.	Texas A&M	117
9	Ardarius Stewart	2014-Pres.	Alabama	114
10	Ryan Timmons	2013-Pres.	Kentucky	105
11	Quincy Adebeyejo	2013-Pres.	Ole Miss	103
T-12	Travin Dural	2013-Pres.	LSU	100
T-12	Garrett Johnson	2014-Pres.	Kentucky	100

## ► MORGAN A RELIABLE TARGET

• Arkansas' leading receiver with 55 receptions for 610 yards, **WR DREW MORGAN** has paced the Razorbacks in receptions seven times this season, continuing to show why he has been one of their most reliable targets over the last two years.

• Morgan hauled in six passes for 91 yards last Saturday at Mississippi State. It's the third time this season he has recorded 90 or more yards receiving.

• Morgan's 55 receptions rank sixth in the SEC, and he is tied for second in first-down catches (35). He needs just six catches to crack Arkansas' career top five.

## ► ZERO TO 100

• Prior to 2016, **JARED CORNELIUS** had never totaled 100 or more yards receiving in a single game. After logging 100+ yards through the air in Weeks 4, 5 and 6, Cornelius matched a 20-year old school record of three straight 100-yard receiving games. Cornelius totaled a career-high 146 yards on five receptions against No. 1 Alabama in Week 6 to join former Razorbacks Anthony Lucas (1996) and Mike Reppond (1971) as the only three players in school history to accomplish that feat.

• He followed up that performance with three catches for 40 yards and lifted the Razorbacks to a 34-30 victory over No. 12 Ole Miss with a 6-yard TD run late in the fourth quarter.

• His three games over the century mark through the air are tied for second in the SEC. For the season, Cornelius has 27 receptions for 480 yards and four TDs.

## ► SPRINKLE SETS TIGHT END TD RECORD

• **TE JEREMY SPRINKLE** made three receptions for 37 yards and a TD against No. 1 Alabama, surpassing 2010 John Mackey Award winner D.J. Williams to become Arkansas' all-time leader in TD receptions by a tight end with 11.

• A preseason All-SEC choice by the league's media and coaches, Sprinkle has caught 29 passes for 332 yards and four TDs this season. He has reeled in eight TD passes through his last 14 games dating back to 2015. For his career, Sprinkle has caught 67 passes for 873 yards and 11 TDs. Of Sprinkles 67 receptions, 44 have resulted in either a first down or a TD for a conversion rate of 65.7 percent. His 11 career receiving TDs are the second-most among active SEC tight ends.

## ► TRIPLE-DIGIT TRIO

• Not only did Whaley and Williams eclipse the 100-yard mark on Oct. 1 against Alcorn State, but **WR JARED CORNELIUS** hauled in four passes for 106 yards and two TDs.

• It marked the eighth time in school history that Arkansas has produced multiple 100-yard rushers and one 100-yard receiver in the same game, and it was the first time since the Razorbacks win at Tennessee on Oct. 3, 2015.

• Prior to last season, the last time Arkansas had multiple players top the 100-yard rushing barrier and one player reel in 100-yards through the air in the same game was on Sept. 18, 2004 - Rushing: DeCori Birmingham (127), DeArrius Howard (109); Receiving: Steven Harris (133).

## ► MOVING THE CHAINS

• Arkansas ranks fourth in the SEC with 247 first downs this season and has converted more first downs than its opponent in eight of its 11 games. One of the keys to Arkansas' success on offense is its ability to produce plays that result in 10 or more yards from the line of scrimmage. The Razorbacks have manufactured 181 plays that gained at least 10 yards this season, which ranks third in the league.



## ► SKIPPER MAKES 45TH CONSECUTIVE START

• Senior **OL DAN SKIPPER** made his 45th consecutive start, dating back to the 2013 season, against Mississippi State last Saturday. That mark is the second-longest in the FBS and in school history.

• Skipper graded out at a career-best 97 percent over 69 plays at left tackle against the Bulldogs. It was the second time this season Arkansas hasn't allowed a sack, which snapped Mississippi State's seven-game streak with at least one sack.

• All four of **RB RAWLEIGH WILLIAMS III's** rushing TDs came behind Skipper and the left side of the line.

## ► SKIPPER'S BLOCK PARTY

• **OL DAN SKIPPER** added another blocked kick to his resume when he got his hand on a 41-yard attempt in the fourth quarter against Alcorn State in Week 5 and is now two blocked kicks away from tying the FBS record for career blocked kicks.

• Earlier this season, Skipper used his 6-10, 319-pound frame to block No. 15 TCU's 28-yard field goal try with 10 seconds remaining, sending the game into OT on Sept. 10. It was the first by an FBS team in the fourth quarter of a tie game against a ranked opponent since Georgia Tech in 2015 against Florida State.

### SKIPPER'S CAREER BLOCKED KICKS (2013-PRES.)

Date	Opponent	Surface	Blocks
10/1/16	Alcorn State	Turf	1
9/10/16	at No. 15 TCU	Grass	1
09/12/15	Toledo	Turf	1
11/28/14	at No. 14 Missouri	Turf	1
09/21/13	at Rutgers	Turf	1
10/05/13	at Florida	Grass	1
11/23/13	Mississippi State	Turf	1
<b>Total</b>			<b>7</b>

## ► ELLIS A FINALIST FOR "ACADEMIC HEISMAN"

• Adding to his already impressive achievements on and off the field, Arkansas senior linebacker Brooks Ellis was named a National Scholar-Athlete and one of 12 finalists for the 2016 William V. Campbell Trophy by the National Football Foundation (NFF) and College Hall of Fame on Nov. 1.

• Considered by many to be the "Academic Heisman," the Campbell Trophy recognizes an individual as the absolute best football scholar-athlete in the nation. Ellis and the 11 other finalists will each receive an \$18,000 postgraduate scholarship as a member of the NFF National Scholar-Athlete Class, presented by Fidelity Investments. The finalists will travel to New York City for the 59th NFF Annual Awards Dinner on Dec. 6, where their accomplishments will be highlighted in front of one of the most powerful audiences in all of sports. At the event, one member of the class will be declared the winner of the 27th William V. Campbell Trophy and have his postgraduate scholarship increased to \$25,000.

• Selected from a nationwide pool of 156 exceptional semifinalists among all NCAA divisions and the NAIA, Ellis is the only student-athlete in the Southeastern Conference (SEC) to be selected as an NFF National Scholar-Athlete. He is the fourth Arkansas player in school history to receive the honor and the first since William Shoup in 1978.

• A three-time SEC Academic Honor Roll member, Ellis carries a 3.8 GPA as a pre-professional exercise science major with aspirations of being a doctor after his playing days. In addition to his major, Ellis is on a pre-med plan and spent a week in Belize this past May with his biology classmates. Ellis was named to the 2015 Academic All-America second team by the College Sports Information Directors of America (CoSIDA) for his efforts in the classroom last season. The Fayetteville native is also a semifinalist for the Wuerffel Trophy.

## ► RAZORBACKS IN THE NFL



Name	Pos	NFL Team	Experience
Brandon Allen	QB	Jacksonville Jaguars	R
Alvin Bailey	OL	Cleveland Browns	4
Alex Collins	RB	Seattle Seahawks	R
Knile Davis	RB	Kansas City Chiefs	4
AJ Derby	TE	Denver Broncos	2
Trey Flowers	DL	New England Patriots	2
Brett Goode	LS	Green Bay Packers	9
Chris Gragg*	TE	Buffalo Bills	4
Cobi Hamilton	WR	Pittsburgh Steelers	1
Hunter Henry	TE	San Diego Chargers	R
Javontee Herndon*	WR	San Diego Chargers	2
Denver Kirkland	OL	Oakland Raiders	R
Mitchell Loewen**	DE	New Orleans Saints	R
Ryan Mallett	QB	Baltimore Ravens	6
Darren McFadden**	RB	Dallas Cowboys	8
Jason Peters	OL	Philadelphia Eagles	13
Darius Philon	DL	San Diego Chargers	2
Chris Smith	DE	Jacksonville Jaguars	3
Martrell Spaight	LB	Washington Redskins	2
Travis Swanson	OL	Detroit Lions	3
Robert Thomas	DT	New York Giants	1
Sebastian Tretola	OL	Tennessee Titans	R
Jonathan Williams	RB	Buffalo Bills	R
Jarius Wright	WR	Minnesota Vikings	5

\* Reserve/Injured

\*\* Reserve/Non-Football Injury

^ on practice squad

## ► ARKANSAS ACTIVE CAREER LEADERS

### PASSING YARDS

Austin Allen .....2,992 (212-of-350)

### RUSHING YARDS

Rawleigh Williams III .....1,463 (264 attempts)

Kody Walker .....754 (179 attempts)

### RECEIVING YARDS

Keon Hatcher .....1,655 (121 receptions)

Drew Morgan .....1,634 (128 receptions)

Jared Cornelius .....1,097 (71 receptions)

Jeremy Sprinkle .....873 (67 receptions)

Dominique Reed .....731 (38 receptions)

### TOUCHDOWNS

Keon Hatcher .....19 (18 receiving, 1 rushing)

Kody Walker .....14 (14 rushing)

Drew Morgan .....14 (14 receiving)

Rawleigh Williams III .....14 (13 rushing, 1 passing)

Jared Cornelius .....12 (9 receiving, 3 rushing)

Jeremy Sprinkle .....11 (11 receiving)

Dominique Reed .....9 (8 receiving, 1 rushing)

### TACKLES

Brooks Ellis .....282 (119 solo, 163 assist)

Jared Collins .....148 (93 solo, 55 assist)

### TACKLES FOR LOSS

Deatrich Wise Jr. ....22.5 (144 yards)

Brooks Ellis .....21.5 (62 yards)

Taiwan Johnson .....16.5 (75 yards)

### SACKS

Deatrich Wise Jr. ....16.5 (126 yards)

### INTERCEPTIONS

Henre' Toliver .....5 (128 yards)

DJ Dean .....4 (9 yards)

Brooks Ellis .....4 (138 yards)

Josh Liddell .....4 (2 yards)

# AUSTIN ALLEN

## ► AT A GLANCE

- Has completed 61.3 percent of his passes (203 of 331) for 2,804 passing yards and 22 TDs against 10 interceptions.
- Leads the SEC in yards per attempt (8.5) and passer rating (148.4).
- His 22 passing TDs are tied for second-most in the SEC.
- Has thrown for 200+ yards in nine games, including three 300+ yard performances in SEC play.
- Is the only SEC QB and one of 14 Power 5 QBs with at least seven games of 200+ passing yards and multiple TD passes.
- His 282.2 passing yards per game against current AP Top 25 opponents ranks second in the SEC and 10th in the FBS.
- Leads the SEC in passing yards per game against SEC opponents at 277.6
- Has thrown for 1,411 yards and seven TDs against current AP Top 25 opponents to rank second and tied for eighth in the FBS.
- Leads the SEC and is tied for 14th in the FBS with 119 completions of 10+ yards.
- Leads the SEC and is tied for 11th in the FBS with 77 completions of 15+ yards.
- Ranks second in the SEC and is tied for 22nd in the FBS with 42 completions of 20+ yards.
- Ranks second in the SEC and is tied for 23rd in the FBS with 125 completions for a first down.
- Ranks second in the SEC with 12 TD passes against conference opponents.

## ► MULTIPLE TD PASSES

- Is the only SEC QB one of 12 Power 5 QBs with eight or more multi-TD pass games this season.
- His eight multi-TD pass games are the most in school history since Tyler Wilson recorded nine in 2011.
- Became the only QB in Arkansas history with multiple TD passes in each of the first seven games of a season.
- Became one of four SEC QBs since 2000 to toss multiple TD passes in each of the first seven games of a season.
- Other QBs to accomplish that feat were Kenny Hill (TAMU, 2014), Andre Woodson (UK, 2007), Rex Grossman (UF, 2001).

## ► AMONG THE ARKANSAS GREATS

- Moved into a tie for second in single-season school history with three 300-yard passing games in SEC games.
- Moved into a tie for fifth all-time in school history with three 300-yard passing games.
- His three 300-yard passing games in SEC play rank fourth on the school's career list.
- Is the fourth QB in school history to pass for 400 yards in a single game.
- Ranks sixth in single-season school history with 22 passing TDs.
- Moved into seventh place on the school's single-season list with 203 completions this season.
- Moved into sixth place on the school's single-season list with 2,804 passing yards this season.
- Needs just one passing TD to push his career total to 24 and enter Arkansas' career top 10.
- Became the first QB in school history to throw 18 TD passes in the first seven games of a season.
- Became the first QB to throw three TD passes in three straight games (Weeks 5-7) since Ryan Mallett in 2010.
- Became one of just four QBs in Arkansas history to throw at least one TD pass in each of the first seven games of a season.
- Threw 146 straight passes without an interception, surpassing Ryan Mallett for second in school history.

## ► IN THE RED ZONE

- Has completed 52.7 percent of his passes (29 of 55) inside the red zone for an SEC bests in yards (250) and TDs (17).
- His 17 passing TDs inside the red zone rank tied for eighth in the FBS.
- Ranks fourth in the FBS in percentage of red zone pass attempts for a TD at 30.9 percent (min. 50 red zone passing attempts).
- Is one of seven FBS QBs with two or less interceptions inside the red zone (min. 50 red zone passing attempts).

## ► MORE NOTABLES

- Has helped the team surpass 400 yards of total offense in eight games.
- Is one of five QBs since 2007 to throw for 400+ yards against Alabama.
- Other QBs were Chad Kelly (UM, 2016), Deshaun Watson (CU, 2016), Nick Marshall (AU, 2014), Johnny Manziel (TAMU, 2013).
- Led the Razorbacks to three top-15 wins this season.
- Went 19-of-32 passing for 229 yards and three TDs against a Rebel defense that had allowed only two passing TDs.
- His 400 passing yards against No. 1 Alabama are the most by an Arkansas QB in school history against the Crimson Tide.
- Has orchestrated three fourth-quarter TD drives to either tie or take the lead this season.
- Went 13-of-15 passing for 144 yards with two TDs on those fourth-quarter drives.
- His 96 second-half QBR at No. 15 TCU was the best second-half against the Horned Frogs in 10 years.

## ► IN THE RANKINGS

Category	Stat	FBS Rank	SEC Rank
Completion Percentage	61.3	41	4
Passing Yards	2,804	25	2
Yards/Attempt	8.5	T-16	1
TDs	22	T-28	T-2
Rating	148.4	24	1
Yards/Game	254.9	34	3



## ► BY THE NUMBERS

22

TOUCHDOWN  
PASSES

282.2

PASSING YARDS  
PER GAME VS. AP TOP 25

277.6

PASSING YARDS  
PER GAME VS. SEC TEAMS

17

RED ZONE  
TD PASSES

9

200+ YARD  
PASSING GAMES

8

MULTI-TD  
PASS GAMES



UNCOMMON RESILIENCY

9



**RB RAWLEIGH WILLIAMS III** leads the SEC in total first downs with 58, including 52 on the ground.



## MISCELLANEOUS OFFENSIVE STATS

### GAMES WITH A RECEPTION

Player	'13	'14	'15	'16	Career
Austin Cantrell	--	--	--	8	8
Jared Cornelius	--	8	8	9	25
Grayson Gunter	--	--	--	1	1
Keon Hatcher	8	13	2	10	34
Cody Hollister	--	7	1	5	13
Hayden Johnson	--	--	--	1	1
Damon Mitchell	--	0	3	0	3
Drew Morgan	0	7	13	11	31
Cheyenne O'Grady	--	--	--	1	1
LaMichael Pettway	--	--	--	1	1
Dominique Reed	--	--	10	6	16
Jeremy Sprinkle	3	7	10	11	31
Deon Stewart	--	--	--	1	1
Kody Walker	0	1	1	2	5
Devwah Whaley	--	--	--	3	3
Rawleigh Williams III	--	--	4	7	11

### 5+ RECEPTIONS

Player	'13	'14	'15	'16	Career
Jared Cornelius	--	0	1	2	3
Keon Hatcher	1	3	2	2	8
Drew Morgan	0	0	7	6	13
Dominique Reed	--	--	1	0	1
Jeremy Sprinkle	--	--	1	0	1

### 20+ YARD RECEPTION

Player	'13	'14	'15	'16	Career
Austin Cantrell	--	--	--	1	1
Jared Cornelius	--	2	6	11	19
Grayson Gunter	--	--	--	1	1
Keon Hatcher	5	6	3	3	17
Cody Hollister	--	0	1	1	2
Damon Mitchell	--	0	1	0	1
Drew Morgan	0	4	12	8	24
Cheyenne O'Grady	--	--	--	1	1
Dominique Reed	--	--	8	5	13
Jeremy Sprinkle	1	0	7	5	13
Devwah Whaley	--	--	--	3	3
Rawleigh Williams III	--	--	0	3	3

### 40+ YARD RECEPTION

Player	'13	'14	'15	'16	Career
Jared Cornelius	--	0	1	1	2
Keon Hatcher	1	2	0	2	5
Damon Mitchell	--	0	1	0	1
Drew Morgan	--	1	1	0	2
Dominique Reed	--	--	3	2	5
Jeremy Sprinkle	1	0	2	0	3
Devwah Whaley	--	--	--	1	1
Rawleigh Williams	--	--	0	1	1

### FIRST DOWN RECEPTIONS

Player	'13	'14	'15	'16	Career
Austin Cantrell	--	--	--	3	3
Jared Cornelius	--	11	20	21	52
Grayson Gunter	--	--	--	1	1
Keon Hatcher	19	28	10	23	81
Cody Hollister	--	6	3	7	16
Hayden Johnson	--	--	--	1	1
Drew Morgan	--	7	43	35	85
Damon Mitchell	--	0	4	--	4
Cheyenne O'Grady	--	--	--	1	1
Dominique Reed	--	--	21	7	28
Jeremy Sprinkle	2	4	17	15	38
Deon Stewart	--	--	--	1	1
Kody Walker	0	1	0	--	1
Devwah Whaley	--	--	--	4	4
Rawleigh Williams III	--	--	1	6	7

### 100 YARDS RECEIVING

Player	'13	'14	'15	'16	Career
Jared Cornelius	--	0	0	3	3
Drew Morgan	--	0	3	--	3
Keon Hatcher	0	1	1	--	2
Dominique Reed	--	--	1	--	1

### GAMES WITH A RECEIVING TD

Player	'13	'14	'15	'16	Career
Jared Cornelius	--	2	3	3	8
Keon Hatcher	2	6	1	5	15
Cody Hollister	--	1	0	--	1
Damon Mitchell	--	0	1	--	1
Drew Morgan	--	1	7	3	11
LaMichael Pettway	--	--	--	1	1
Dominique Reed	--	--	5	2	7
Jeremy Sprinkle	0	1	4	4	9
Rawleigh Williams III	--	--	0	1	1

### GAMES WITH MULTIPLE RECEIVING TDS

Player	'13	'14	'15	'16	Career
Jared Cornelius	--	0	0	1	1
Keon Hatcher	0	0	1	2	3
Drew Morgan	0	0	2	--	2
Dominique Reed	--	--	1	--	1
Jeremy Sprinkle	0	0	1	--	1

### 10+ YARD RUNS

Player	'13	'14	'15	'16	Career
Austin Allen	--	0	0	1	1
Jared Cornelius	--	1	3	1	5
T.J. Hammonds	--	--	--	3	3
Keon Hatcher	4	2	0	--	6
Cody Hollister	--	0	0	2	2
Damon Mitchell	--	4	1	--	5
Dominique Reed	--	--	1	2	3
Kody Walker	2	2	9	3	16
Devwah Whaley	--	--	--	18	18
Rawleigh Williams III	--	--	5	31	36

### 20+ YARD RUNS

Player	'13	'14	'15	'16	Career
Jared Cornelius	--	0	1	--	1
T.J. Hammonds	--	--	--	1	1
Keon Hatcher	1	1	0	--	2
Cody Hollister	--	0	0	2	2
Kody Walker	0	0	3	--	3
Devwah Whaley	--	--	--	3	3
Rawleigh Williams III	--	--	1	13	14

### RUSHING FIRST DOWNS

Player	'13	'14	'15	'16	Career
Austin Allen	--	3	0	5	8
Jared Cornelius	--	1	3	2	6
Juan Day	--	--	1	--	1
T.J. Hammonds	--	--	--	4	4
Keon Hatcher	4	2	0	1	7
Cody Hollister	--	0	0	2	2
Damon Mitchell	--	5	1	--	6
Dominique Reed	--	--	1	2	3
Kody Walker	2	1	22	8	36
Devwah Whaley	--	--	--	26	26
Rawleigh Williams III	--	--	10	52	62

### 100 YARDS RUSHING

Player	'13	'14	'15	'16	Career
Devwah Whaley	--	--	--	2	2
Rawleigh Williams III	--	--	1	6	7

### GAMES WITH A RUSHING TD

Player	'13	'14	'15	'16	Career
Austin Allen	--	1	0	1	2
Jared Cornelius	--	0	2	1	3
T.J. Hammonds	--	--	--	1	1
Keon Hatcher	0	1	0	--	1
Cody Hollister	--	0	0	1	1
Damon Mitchell	--	0	1	--	1
Dominique Reed	--	--	1	--	1
Kody Walker	0	1	5	1	9
Devwah Whaley	--	--	--	2	2
Rawleigh Williams III	--	--	1	6	7

### GAMES WITH MULTIPLE RUSHING TDS

Player	'13	'14	'15	'16	Career
Kody Walker	0	0	1	--	3
Rawleigh Williams III	--	--	0	3	3



## GAME NOTES

### ► A WISE HOG

• **DL DEATRICH WISE JR.** has recorded at least a half-sack in five games this season (3.5 total) and has 10.5 sacks through his last 16 games, including at least a half-sack in nine of the last 15 regular-season contests dating back to 2015. Wise has at least 0.5 tackles for loss in seven contests this season, totaling a team-high tying 5.0 during that span.

• Wise claimed sole possession of 10th place all-time in school history with 16.5 career sacks when he recorded a half-sack in the fourth quarter against No. 10 Florida two weeks ago.

### ► TOP-TIER PASS RUSHER

• With 16.5 career sacks, **DEATRICH WISE JR.** ranks eighth among SEC active career leaders.

#### SEC ACTIVE LEADERS - CAREER SACKS

Rank	Player	Team	Pos.	Career Sacks
1	Myles Garrett	Texas A&M	DL	32.5
2	Derek Barnett	Tennessee	DL	31.0
3	Jonathan Allen	Alabama	DL	24.5
4	Marquis Haynes	Ole Miss	DL	23.5
5	Tim Williams	Alabama	DL	20.0
T-6	Ryan Anderson	Alabama	LB	17.0
T-6	Charles Harrison	Missouri	DL	17.0
8	Deatrich Wise Jr.	Arkansas	DL	16.5

### ► WISE'S LAST 16 GAMES

• In his last 16 games played dating back to 2015, **DEATRICH WISE JR.** has been a force to be reckoned with for opposing offenses. Below is a look at his numbers during his last 16 games compared to the previous 16.

#### LAST 16 GAMES VS. PREVIOUS 16 GAMES

	Tackles	Tackles For Loss	Sacks
Last 16 Games	59	11.0	9.5
Previous 16 Games	21	6.5	4.0

### ► AT HIS BEST AGAINST THE BEST

• A Texas native, **DEATRICH WISE JR.** has recorded 11.5 of his 16.5 career sacks against SEC opponents, including at least a half-sack in seven of the last 16 conference games he's played in.

• Wise tallied 31 tackles - including 10.5 for loss - and eight sacks in 13 games played last season. All eight of his sacks came during SEC play, which led the league in that category.

### ► LEDBETTER, TEAM LEADER IN SACKS

• **DL JEREMIAH LEDBETTER** has recorded 43 total tackles, including 5.0 for loss, a team-high 4.0 sacks, two pass breakups, a QB hurry and one forced fumble through 11 games in 2016.

• Ledbetter's 43 tackles rank third on the team, while his team-high 4.0 sacks are tied for 21st in the SEC. He registered a career-high 1.5 sacks against Texas State in Week 3 and has recorded at least a half-sack in seven of the last 15 games dating back to last season, including five of 11 this year.

### ► PICKING 'EM OFF

• Arkansas has picked off nine passes through the first 10 games this season, which is currently tied for tenth in the SEC and tied for 61st in the nation. However, the Hogs have done more than just make the interception as four of those picks have been returned for TDs. The four interception returns for a touchdown is currently tied for the second-most in the FBS and first in the SEC. That total trails only Ohio State (6) in the national rankings.

• When **SANTOS RAMIREZ** returned his interception 24 yards in Week 10 for the touchdown against Florida, it gave Arkansas its fourth interception return for a touchdown this year, which is the most in one season since at least 1985. **HENRE' TOLIVER** took one back 70 yards against Alcorn State earlier in the year. **RYAN PULLEY** and **BROOKS ELLIS** each have an interception return for a TD also.

### ► ELLIS CHASING 300

• A Campbell Trophy finalist and Wuerffel Trophy semifinalist, **LB BROOKS ELLIS** is 18 tackles away from becoming the 16th Razorback in history to total 300 in a career. Ellis currently has a team-best 75 total tackles this season, which ties for ninth in the SEC. He has led or tied the team in tackles nine times during his career, including a team-best five times this season.

### ► MISCELLANEOUS DEFENSIVE STATS

#### DOUBLE-DIGIT TACKLES

Player	'13	'14	'15	'16	Career
Jared Collins	0	1	0	--	1
Brooks Ellis	2	1	3	1	7
Dwayne Eugene	--	0	0	1	1
Dre Greenlaw	--	--	4	1	5
De'Jon Harris	--	--	--	1	1
Kevin Richardson	--	0	2	--	2
Josh Williams	--	1	0	--	1

#### TEAM LEADER IN TACKLES

Player	'13	'14	'15	'16	Career
Tevin Benum	--	0	1	--	1
De'Andre Coley	--	--	0	1	1
Brooks Ellis	0	0	4	5	9
Dwayne Eugene	--	0	0	3	3
Dre Greenlaw	--	--	5	2	7
De'Jon Harris	--	--	--	2	2
Jeremiah Ledbetter	--	--	1	--	1
Josh Liddell	--	0	1	2	3
Santos Ramirez	--	--	0	2	2
Kevin Richardson	--	0	2	1	3
Henre' Tolliver	--	0	1	1	2
Josh Williams	--	1	0	--	1
Deatrich Wise	0	0	0	2	2

#### GAMES WITH A SACK (Half sacks included)

Player	'13	'14	'15	'16	Career
McTelvin Agim	--	--	--	2	2
Tevin Benum	--	0	3	--	3
Austin Capps	--	--	--	1	1
Jared Collins	0	1	0	--	1
DJ Dean	0	0	1	--	1
Brooks Ellis	1	1	2	--	4
Dre Greenlaw	--	--	1	--	1
De'Jon Harris	--	--	--	1	1
Bijon Jackson	--	--	0	3	3
Taiwan Johnson	0	3	2	1	6
Jeremiah Ledbetter	--	--	3	5	8
Brandon Lewis	1	0	0	1	2
Randy Ramsey	--	0	--	3	3
Karl Roesler	--	--	1	2	3
Henre' Tolliver	--	1	0	--	1
Josh Williams	--	1	0	--	1
JaMichael Winston	0	0	0	1	1
Deatrich Wise	4	2	5	5	17

#### MULTIPLE SACKS (1.5 sacks or more)

Player	'13	'14	'15	'16	Career
Taiwan Johnson	0	1	0	--	1
Jeremiah Ledbetter	--	--	0	1	1
Deatrich Wise	0	1	2	--	3



Arkansas' four interceptions returned for touchdowns this season are its most dating back to at least 1985.



## ► TOP 25 POLLS

### ► COLLEGE FOOTBALL PLAYOFF

As of Nov. 22, 2016

Rank	Team	Record
1	<b>Alabama</b>	<b>11-0</b>
2	Ohio State	10-1
3	Michigan	10-1
4	Clemson	10-1
5	Washington	10-1
6	Wisconsin	9-2
7	Penn State	9-2
8	Oklahoma	9-2
9	Colorado	9-2
10	Oklahoma State	9-2
11	Louisville	9-2
12	USC	8-3
13	<b>Auburn</b>	<b>8-3</b>
14	Florida State	8-3
15	<b>Florida</b>	<b>8-2</b>
16	Nebraska	9-2
17	Tennessee	8-3
18	West Virginia	8-2
19	Boise State	10-1
20	Houston	9-2
21	Western Michigan	11-0
22	Utah	8-3
23	Washington State	8-3
24	Stanford	8-3
25	Navy	8-2

Note: Bold denotes teams on Arkansas' 2016 schedule

### ► ASSOCIATED PRESS POLL

As of Nov. 20, 2016

Rank	Team	Record	Points
1	<b>Alabama (61)</b>	<b>11-0</b>	<b>1525</b>
2	Ohio State	10-1	1455
3	Michigan	10-1	1370
4	Clemson	10-1	1347
5	Wisconsin	9-2	1255
6	Washington	10-1	1220
7	Oklahoma	9-2	1169
8	Penn State	9-2	1091
9	Colorado	9-2	997
10	Oklahoma State	9-2	868
11	Louisville	9-2	830
12	USC	8-3	811
13	<b>Florida</b>	<b>8-2</b>	<b>703</b>
14	Western Michigan	11-0	701
15	Florida State	8-3	661
16	<b>Auburn</b>	<b>8-3</b>	<b>613</b>
17	Nebraska	9-2	593
18	Houston	9-2	490
19	West Virginia	8-2	448
20	Boise State	10-1	389
21	Utah	8-3	280
22	<b>Texas A&amp;M</b>	<b>8-3</b>	<b>253</b>
23	Washington State	8-3	186
24	Tennessee	8-3	133
25	<b>LSU</b>	<b>6-4</b>	<b>84</b>

Others receiving votes: Stanford 81, Virginia Tech 77, Navy 62, North Carolina 55, South Florida 24, Pittsburgh 24, **Arkansas 10**, Iowa 7, Troy 6, Minnesota 5, Temple 1, Wyoming 1

Note: Bold denotes Arkansas and teams on its 2016 schedule.

### ► AMWAY COACHES POLL

As of Nov. 20, 2016

Rank	Team	Record	Points
1	<b>Alabama (63)</b>	<b>11-0</b>	<b>1575</b>
2	Ohio State	10-1	1482
3	Clemson	10-1	1420
4	Michigan	10-1	1404
5	Washington	10-1	1297
6	Wisconsin	9-2	1279
7	Oklahoma	9-2	1215
8	Penn State	9-2	1077
9	Colorado	9-2	1052
10	Oklahoma State	9-2	947
11	Louisville	9-2	864
12	USC	8-3	774
13	<b>Florida</b>	<b>8-2</b>	<b>744</b>
14	Florida State	8-3	735
15	Nebraska	9-2	719
16	<b>Auburn</b>	<b>8-3</b>	<b>663</b>
17	West Virginia	8-2	489
18	Western Michigan	11-0	448
19	Boise State	10-1	414
20	Utah	8-3	374
21	Houston	9-2	349
22	<b>Texas A&amp;M</b>	<b>8-3</b>	<b>315</b>
23	Washington State	8-3	132
24	Tennessee	8-3	129
25	North Carolina	8-3	118

Others receiving votes: Virginia Tech 101, Stanford 96, **LSU 90**, Navy 82, South Florida 46, Minnesota 11, **Arkansas 10**, Pittsburgh 8, San Diego State 7, Wyoming 6, Tulsa 1, Iowa 1, Miami 1

Note: Bold denotes Arkansas and teams on its 2016 schedule.

## ► NATIONAL RANKINGS WATCH

Date	Associated Press	Amway USA Today Coaches	FWAA-NFF Super 16	CFP
Preseason	RV	RV	--	--
Sept. 7	RV	RV	--	--
Sept. 11	24	24	RV	--
Sept. 18	17	18	16	--
Sept. 25	20	22	RV	--
Oct. 2	16	17	16	--
Oct. 10	22	22	RV	--
Oct. 16	17	17	RV	--
Oct. 23	RV	RV	--	--
Oct. 30	RV	RV	--	--
Nov. 6	RV	RV	RV	25
Nov. 13	RV	RV	--	--
Nov. 20	RV	RV	RV	TBA

## ► GAME-BY-GAME NOTABLES

Opponent	Time	TV	Location	Game Length	Captains	Coin Toss	Defer/Receive	Jerseys/Pants	Attendance
Louisiana Tech	3:01 p.m.	SEC Network	Fayetteville	3:09	Ellis, Skipper, Walker, Wise	Arkansas	Receive	Red/White	69,132
at No. 15 TCU	6:05 p.m.	ESPN	Fort Worth, Texas	3:55	Ellis, Skipper, Walker, Wise	Arkansas	Receive	White/White	48,091
Texas State	6:39 p.m.	SEC Network Alt.	Fayetteville	2:55	Ellis, Skipper, Walker, Wise	Texas State	Defer	Red/White	72,114
vs. No. 10 Texas A&M	8:15 p.m.	ESPN	Dallas	3:39	Ellis, Skipper, Walker, Wise	Arkansas	Receive	White/White	67,751
Alcorn State	11:01 a.m.	SEC Network Alt.	Little Rock	3:08	Ellis, Skipper, Walker, Wise	Arkansas	Receive	Red/White	46,988
No. 1 Alabama	6:06 p.m.	ESPN	Fayetteville	3:38	Ellis, Skipper, Walker, Wise	Arkansas	Defer	Red/White	75,459
No. 12 Ole Miss	6:10 p.m.	ESPN	Fayetteville	3:42	Ellis, Skipper, Walker, Wise	Ole Miss	Defer	Red/White	73,786
at No. 21 Auburn	5:01 p.m.	ESPN	Auburn, Ala.	3:19	Ellis, Hatcher, Skipper, Wise	Arkansas	Receive	White/White	87,451
No. 11 Florida	2:37 p.m.	CBS	Fayetteville	3:27	Ellis, Skipper, Sprinkle, Wise	Arkansas	Receive	Anthracite/Anthracite	74,432
No. 24 LSU	6:10 p.m.	ESPN	Fayetteville	3:20	Ellis, Skipper, Walker, Wise	LSU	Defer	Red/Red	75,156
at Mississippi State	6:02 p.m.	ESPNU	Starkville, Miss.	3:20	Ellis, Skipper, Collins, Wise	Mississippi St.	Defer	White/White	58,538



## GAME NOTES



**ALEX COLLINS** logged his sixth 100-yard game in SEC play when he totaled 130 yards against Missouri last season. He and **CEDRIC COBBS** are the only Razorbacks to run for 100 yards against the Tigers.

### ► 2016 TEAM STATS COMPARISON

CATEGORY	ARKANSAS	MISSOURI
Scoring Offense	31.5	31.7
Total Offense	432.0	509.7
Rushing Offense	176.7	211.8
Passing Offense	255.3	297.9
Scoring Defense	31.0	32.2
Total Defense	431.4	477.5
Pass Defense	214.9	237.6
Rushing Defense	216.5	239.9
Kickoff Return Avg.	17.19	18.45
Punt Return Avg.	7.43	11.80
Time of Possession	34:32	24:43
3rd Down Conv. Pct:	40.7%	42.8%
Opp. 3rd-D Conv. Pct:	44.5%	43.5%
TO Margin	-0.09	-0.36
Net Punting	41.39	40.74
Fumbles Recovered	9	5
Passes Intercepted	9	13
Fumbles Lost	9	12
Turnovers Gained	18	18
Turnovers Lost	19	22
Passing Efficiency	147.85	134.47
Pass Efficiency Defense	126.22	122.26
Fewest Penalties	60	78
Fewest Yards Penalized	550	675
Sacks	1.73	2.00
Sacks Allowed	2.27	1.09
Tackles for Loss	4.5	5.5
First Downs	247	277
First Downs Allowed	209	246
Red Zone Offense	0.816	0.729
Red Zone Defense	0.825	0.864

### ► 2016 CONFERENCE (FBS) RANKS

CATEGORY	ARKANSAS	MISSOURI
Scoring Offense	7 (53)	6 (51)
Total Offense	7 (50)	1 (13)
Rushing Offense	10 (67)	7 (34)
Passing Offense	3 (44)	2 (18)
Scoring Defense	11 (84)	13 (95)
Total Defense	10 (85)	14 (116)
Pass Defense	8 (50)	12 (77)
Rushing Defense	10 (102)	14 (118)
Kickoff Return Avg.	14 (122)	12 (106)
Punt Return Avg.	8 (69)	3 (16)
Time of Possession	1 (3)	14 (127)
3rd Down Conv. Pct:	7 (64)	4 (49)
Opp. 3rd-D Conv. Pct:	14 (109)	12 (100)
TO Margin	9 (75)	13 (98)
Net Punting	4 (12)	5 (16)
Fumbles Recovered	6 (34)	14 (90)
Passes Intercepted	10 (61)	2 (20)
Fumbles Lost	6 (88)	13 (119)
Turnovers Gained	7 (51)	7 (51)
Turnovers Lost	11 (93)	12 (107)
Passing Efficiency	2 (29)	6 (56)
Pass Efficiency Defense	10 (53)	9 (46)
Fewest Penalties	7 (39)	14 (105)
Fewest Yards Penalized	10 (49)	14 (102)
Sacks	11 (86)	8 (75)
Sacks Allowed	11 (81)	1 (12)
Tackles for Loss	13 (117)	9 (79)
First Downs	4 (42)	1 (14)
First Downs Allowed	6 (39)	10 (94)
Red Zone Offense	8 (83)	14 (124)
Red Zone Defense	8 (56)	12 (80)

### ► THE SERIES

Missouri leads the series 4-3

Date	UA/Opp Rnk	Site	Result
Nov. 10, 1906		Columbia, Mo.	L, 11-0
Sept. 23, 1944		Columbia, Mo.	W, 7-6
Sept. 28, 1963	8/NR	Little Rock, Ark.	L, 7-6
Dec. 31, 2003^		Shreveport, La.	W, 27-14
Jan. 1, 2008*	25/7	Dallas, Texas	L, 38-7
Nov. 28, 2014	NR/17	Columbia, Mo.	L, 21-14
Nov. 27, 2015		Fayetteville, Ark.	W, 28-3

^ - Independence Bowl

\* - Cotton Bowl

### ► AGAINST MISSOURI

#### 100-YARD RUSHING PERFORMANCES

Player	Date	Rushes	Yards	TDs
Cedric Cobbs	12/31/03	27	141	1
Alex Collins	11/27/15	30	130	3

#### TOTALS

100-Yard Rushing Games (Players): 2 (2)

300-Yard Passing Games (Players): 0 (0)

100-Yard Receiving Games (Players): 0 (0)

### ► INSIDE THE SERIES

All-Time Record: Missouri leads, 4-3

Streak: W1

In Fayetteville: Arkansas leads, 1-0

Streak: W1

In Columbia: Missouri leads, 2-1

Streak: L1

In Little Rock: Missouri leads, 1-0

In Bowl Games: Tied 1-1

Decided by 7 Points Or Less: Missouri leads, 2-1

### ► ON THIS DATE: NOV. 25

Year	Opponent	Result	Score
1897	at Ouachita Baptist	W	24-0
1909	Washington (Mo.)+	W	34-0
1916	vs. Mississippi State&	L	20-7
1926	at Tulsa	L	14-7
1937	at Tulsa	W	28-7
1943	at No. 20 Tulsa	L	61-0
1961	Texas Tech+	W	28-0
1967	Texas Tech+	L	31-27
1972	at No. 20 Texas Tech	W	24-14
1978	at SMU	W	27-14
2005	at No. 3 LSU	L	19-17
2011	at No. 1 LSU	L	41-17

& - Memphis, Tenn.

+ - Little Rock, Ark.

- In 1978, head coach Lou Holtz was in the midst of his second season as the Razorbacks' head coach, and coached them to their eighth win of the year over SMU. He eventually guided them to the 1978 Fiesta Bowl against UCLA.

- In 1961, the Razorbacks clinched a spot in the Sugar Bowl with a shutout victory over Texas Tech. It was the third eight-win season in four years for head coach Frank Broyles and first trip to the Sugar Bowl.



UNCOMMON RESILIENCY



# HEAD COACH BRET BIELEMA

## ► THE COACH B FILE

### COACHING HISTORY

2013-Pres.	Arkansas (Head Coach)
2006-12	Wisconsin (Head Coach)
2004-05	Wisconsin (Def. Coord./Linebackers)
2002-03	Kansas State (Co-Def. Coord./LB)
1996-2001	Iowa (Linebackers)
1994-95	Iowa (Graduate Assistant)

### PLAYING HISTORY

1989-92	Iowa (Defensive Tackle)
---------	-------------------------

### POSTSEASON EXPERIENCE

#### HEAD COACH

Arkansas	2016 Liberty Bowl
	2014 Texas Bowl
Wisconsin	2013 Rose Bowl
	2012 Rose Bowl
	2011 Rose Bowl
	2009 Champs Sports Bowl
	2008 Champs Sports Bowl
	2008 Outback Bowl
	2007 Capital One Bowl

#### ASSISTANT COACH

Wisconsin	2006 Capital One Bowl
	2005 Outback Bowl
Kansas State	2004 Fiesta Bowl
	2002 Holiday Bowl
Iowa	2001 Alamo Bowl
	1997 Sun Bowl
	1996 Alamo Bowl
	1995 Sun Bowl

#### PLAYER

Iowa	1991 Rose Bowl
	1991 Holiday Bowl

## ► BY THE NUMBERS

# 110

Coch Bielema has had **110** 100-yard rushers over his 11 seasons as a head coach at Arkansas and Wisconsin.

# 100

During coach Bielema's first 3 years at Arkansas, a league-high **100** Razorbacks earned a spot on the SEC Fall Academic Honor Roll.

# 19

A former walk-on at Iowa, coach Bielema has awarded **19** scholarships to walk-ons at Arkansas since 2013.

# 14

**14** Razorbacks have been selected in the NFL Draft over the last three years, good for fourth-most in the SEC over that span.

# 2

In the last 5 years, coach Bielema has mentored **2** QBs that have led the FBS in QBR Rating in Brandon Allen (2015) & Russell Wilson (2011).



## ► YEAR-BY-YEAR HEAD COACHING RECORD

Year	School	Overall	Conference	Bowl	Final Ranking
2006	Wisconsin	12-1	7-1 (T-2nd)	Capital One (Beat No. 12 Arkansas, 17-14)	No. 7
2007	Wisconsin	9-4	5-3 (4th)	Outback (Lost to No. 16 Tennessee, 21-17)	No. 24
2008	Wisconsin	7-6	3-5 (T-6th)	Champs Sports (Lost to Florida St., 42-13)	--
2009	Wisconsin	10-3	5-3 (T-4th)	Champs Sports (Beat No. 14 Miami, 20-14)	No. 16
2010	Wisconsin	11-2	7-1 (T-1st)	Rose (Lost to No. 3 TCU, 21-19)	No. 7
2011	Wisconsin	11-3	6-2 (1st)	Rose (Lost to No. 6 Oregon, 45-38)	No. 10
2012	Wisconsin	8-5	4-4 (1st)	Rose (Lost to No. 8 Stanford, 20-14)*	--
2013	Arkansas	3-9	0-8 (7th West)	--	--
2014	Arkansas	7-6	2-5 (7th West)	Texas (Beat Texas, 31-7)	--
2015	Arkansas	8-5	5-3 (T-3rd West)	Liberty (Beat Kansas State, 45-23)	--
2016	Arkansas	7-4	3-4	--	--
<b>TOTALS</b>		<b>93-48</b>	<b>47-39</b>	<b>4-4</b>	

^ - Won Big Ten Championship Game | \* - Did not coach in Rose Bowl and loss is not reflected in record

The University of Arkansas captivated the college football world by naming Bret Bielema the 32nd head coach in Razorback history on December 2012. Since arriving in Fayetteville, Bielema, who enters his fourth season on The Hill, has in turn captivated the passionate Razorback fan base and the state with the culture he is creating and the standards he is holding the program to.

Throughout his head coaching career, Bielema has won three conference championships and coached 13 first-team All-Americans, numerous award winners, 39 NFL Draft picks and NFL superstars. Among the NFL players coached by Bielema are three-time Defensive Player of the Year J.J. Watt, Super Bowl winning quarterback Russell Wilson and No. 1 overall draft pick and eight-time Pro Bowler Joe Thomas.

Backed by his "Five Edges" to success, Bielema represented the qualities Arkansas was looking for: a leader of young men who holds student-athletes responsible both on and off the field and a coach who has a proven record of winning championships.

Bielema's recruitment philosophy of building a program on "uncommon" men have yielded record-setting results in the classroom. Arkansas posted a 2.94 team GPA in the spring of 2015, the highest recorded mark on record. Helping build the record-setting team GPA were 40 student-athletes on the Southeastern Conference (SEC) Fall Academic Honor Roll, good for the most in the conference. During Bielema's three seasons, Arkansas leads the SEC with 100 student-athletes on the SEC Fall Academic Honor Roll, while the 40 honorees in 2015 is the most by one school since he joined the league.

In 2015, Arkansas' off the field success was accompanied by on the field results to the tune of winning six of its last seven games and finishing in a tie for third place in the SEC West with a 5-3 mark. The Razorbacks displayed the resolve of their head coach by bouncing back from a tough start to pick up three SEC road wins and two overtime victories in conference action. Arkansas' wins at Tennessee, Ole Miss and LSU marked the first time in program history that the Razorbacks won three road games against teams that finished in the final Associated Press Top 25 poll.

Arkansas' surge in late October through November set up a Liberty Bowl matchup with Kansas State and one of Bielema's mentors head coach Bill Snyder. For the second-straight year the Razorbacks capped the season with a win in front of a large contingent of Arkansas fans, defeating Kansas State 45-23. With the win, Bielema became the first coach in program history to win back-to-back bowl games while Arkansas is the only SEC West team to win a bowl game each of the last two years.



## GAME NOTES

### ► COACH B's RECORD WHEN ...

Scoring First.....	70-22
Opponent Scores First.....	23-26

Leading After 1st Quarter .....	61-13
Leading At Halftime .....	73-14
Leading After 3rd Quarter.....	82-13

Scoring 20+ Points .....	86-21
Scoring 30+ Points .....	72-7
Scoring 40+ Points .....	42-1
Scoring 50+ Points .....	20-1
Scoring 60+ Points .....	8-0
Scoring 70+ Points .....	5-0
Scoring 80+ Points .....	1-0

400+ Yards Total Offense .....	63-15
500+ Yards Total Offense .....	22-3
600+ Yards Total Offense .....	11-0

200+ Rushing Yards.....	59-13
300+ Rushing Yards.....	21-0
400+ Rushing Yards .....	7-0
500+ Rushing Yards .....	2-0

200+ Passing Yards .....	52-22
300+ Passing Yards .....	11-5

20+ First Downs .....	69-20
40 percent+ 3rd-Down Conv. ....	70-19
2 or Fewer Turnovers .....	82-33

15 or Fewer Points Allowed .....	46-2
20 or Fewer Points Allowed .....	61-7

300 or Less Yds Total Off Allowed .....	48-5
150 or Less Rush Yds Allowed.....	70-23
100 or Less Rush Yds Allowed .....	42-12
150 or Less Pass Yds Allowed .....	33-9
100 or Less Pass Yds Allowed .....	14-5

15 or Less 1st Downs Allowed.....	46-5
2+ Turnovers Forced.....	49-18

More Rush Yards .....	85-19
More Pass Yards .....	51-18

Fewer Turnovers.....	46-10
More Time of Possession .....	71-27
More First Downs .....	78-19

Fewer Penalties .....	41-20
1 Penalty .....	4-2
2-5 Penalties .....	57-23
6-9 Penalties .....	31-20
10+ Penalties .....	1-3

Special Teams Touchdown .....	10-3
-------------------------------	------

100-Yard Rusher .....	75-15
200-Yard Passer .....	50-21
100-Yard Receiver .....	24-13
100-Yd Rusher+200-Yd Passer .....	38-6

## HEAD COACH BRET BIELEMA

A key ingredient in Arkansas' success in 2015 was its balance and efficiency on offense. The Razorbacks led the SEC in scoring in conference games (34.4) while reaching 50+ points four times during the final six regular season games, breaking the previous program single-season record of three set in 1910, 1916 and 2007. Arkansas was the only school in the SEC and one of eight nationally to have both a 3,000-yard passer and 1,000-yard rusher during the regular season. Brandon Allen's 30 touchdowns through the air and Alex Collins' program record 20 scores on the ground made them the only duo in the nation to hit those statistical peaks.

Individual records and postseason accolades stacked up during and after the 2015 season, highlighted by junior tight end Hunter Henry winning the John Mackey Award. A consensus first-team All-American, Henry led all FBS tight ends with 739 yards receiving, as Arkansas became the first program to have two players win the John Mackey Award. Collins became just the third player in SEC history to start his career with three straight seasons of 1,000-yards rushing en route to earning All-America third team honors from Athlon. Paving the way for Collins was senior offensive lineman Sebastian Tretola, who was the co-recipient of the Jacobs Blocking trophy as the SEC's top blocker. Tretola was named a first-team All-American by Sports Illustrated and a second-team All-American by three other outlets.

Bielema is building Arkansas into a pro-style football program that prepares players for the NFL. He has had 39 draft picks in 10 seasons, good for the second-most among current head coaches with 10 years or less experience.

Since Bielema's arrival, a total of 14 Razorbacks have been selected in the NFL Draft which ranks as the fourth-most among SEC programs during that span. After having four defensive players chosen in the 2015 NFL Draft - the school's most since 1989 - Arkansas saw five offensive players find NFL homes during the 2016 draft. The five offensive players taken were the second-most from one school in the 2016 NFL Draft.

Henry was not only the first Razorback taken in the 2016 NFL Draft but also the first tight end selected when he went in the second round to the San Diego Chargers. Jonathan Williams (Buffalo Bills) and Collins (Seattle Seahawks) became just the second running back duo since Arkansas greats Darren McFadden and Felix Jones in 2008 to be picked in the top five rounds of the same NFL Draft when they both went in the fifth round. Less than 30 picks after Collins, both Tretola (Tennessee Titans) and Allen (Jacksonville Jaguars) came off the board in the sixth round to round out the program's most offensive players taken in the same draft since 2008.

Arkansas closed 2014 and its second season under Bielema by winning three of its final four games against traditional powers LSU, Ole Miss and Texas. The victories marked the first time in school history the Hogs have defeated those three teams in the same season. The Razorbacks finished 7-6 with a 31-7 victory over Texas in the AdvoCare V100 Texas Bowl, marking Arkansas' first winning season since 2011.

Bielema has always prided himself on a balanced offensive attack and that is exactly what the Razorbacks accomplished in 2014. Running backs Williams and Collins were the only FBS teammates to rush for more than 1,000 yards each and both players finished in the top five of the SEC in rushing totals.

Arkansas was the SEC's most improved defense in 2014, allowing just 19.2 points per game. With an 11.9 points per game improvement from the previous season, the Razorbacks had the seventh-most improved defense in the nation. Arkansas became the first unranked team in college football history to post back-to-back shutouts over ranked opponents after blanking No. 20 LSU and No. 8 Ole Miss. Senior linebacker and consensus first-team All-SEC selection Martrell Spaight was the first Razorback to ever lead the SEC with 128 total tackles.

In his first season at Arkansas (2013), the Razorbacks had five student-athletes named Freshmen All-Americans: Collins, offensive linemen Denver Kirkland and Dan Skipper, Henry and defensive tackle Darius Philon. Collins was named the SEC Freshman of the Year.

Bielema lettered from 1989-92 at Iowa after joining the program as a walk-on. He earned a scholarship after his first year and was a member of Iowa's 1990 Big Ten championship team. A starter as a junior in 1991, he was a team co-captain as a senior. Bielema signed a free agent contract with the Seattle Seahawks and later completed his playing career with the Milwaukee Mustangs of the Arena Football League.

A 1992 graduate of Iowa with a degree in marketing, Bielema married his wife, Jen, on March 10, 2012.

### ► PRO READY

- With the NFL's rosters trimmed to 53 on Sept. 3, all five of Arkansas' 2016 draft picks earned a spot on an opening week roster with the team that selected them. Since Bielema arrived, Arkansas ranks fourth in the SEC with 14 NFL Draft picks over the last three years.
- Coach Bielema has had a player at every offensive and defensive position selected in the NFL Draft except a safety.
- Coach Bielema has had at least four players taken in an NFL Draft in seven of his 10 years as a head coach.

### ► BEING BRET BIELEMA

Four new episodes of the mini-series "BEING Bret Bielema" produced by Sports Talk with Bo and JM Associates made their way to prime time in August on ESPN. Each 30-minute episode will re-air throughout the college football season on ESPN.



**OL DAN SKIPPER** graded out at a career-high 97 percent and helped pave the way for Arkansas to run and pass for a combined 661 yards of offense on the road at Mississippi State, good for the fourth-most in program history and the most ever in an SEC game.

## ► OFFENSE

WR1 80 Drew Morgan (Sr., 6-0, 193) - OR -  
1 Jared Cornelius (Jr., 5-11, 212)

WR2 4 Keon Hatcher (Sr., 6-2, 207)  
81 Cody Hollister (Sr., 6-4, 209)

TE 83 Jeremy Sprinkle (Sr., 6-6, 256)  
44 Austin Cantrell (R-Fr., 6-4, 269)

LT 70 Dan Skipper (Sr., 6-10, 319)  
64 Jake Hall (So., 6-5, 266)

LG 51 Hjalte Froholdt (So., 6-4, 318)  
50 Jake Raulerson (Jr., 6-4, 301)

C 72 Frank Ragnow (Jr., 6-5, 319)  
75 Zach Rogers (So., 6-1, 306)

RG 62 Johnny Gibson (So., 6-4, 344)  
79 Jalen Merrick (R-Fr., 6-4, 327)

RT 60 Brian Wallace (So., 6-6, 335)  
74 Colton Jackson (R-Fr., 6-6, 300)

QB 8 Austin Allen (Jr., 6-1, 209)  
5 Ty Storey (R-Fr., 6-2, 212)

RB 22 Rawleigh Williams III (So., 5-10, 226)  
21 Devwah Whaley (Fr., 5-11, 216)  
6 T.J. Hammonds (Fr., 5-10, 197)

FB 34 Kendrick Jackson (So., 6-1, 255)  
32 Hayden Johnson (Fr., 6-3, 248)

## ► DEFENSE

DE 6 JaMichael Winston (Sr., 6-4, 260) - OR -  
97 Tevin Beanum (Jr., 6-4, 251)  
96 Karl Roesler (Jr., 6-1, 256)

DT 94 Taiwan Johnson (Sr., 6-2, 284)  
41 Austin Capps (Fr., 6-4, 309)

DT 3 McTelvin Agim (Fr., 6-3, 289) - OR -  
78 Bijhon Jackson (Jr., 6-2, 335)

DE 55 Jeremiah Ledbetter (Sr., 6-3, 280)  
48 Deatrich Wise Jr. (Sr., 6-5, 271)

SLB 10 Randy Ramsey (So., 6-4, 228)  
21 Josh Williams (Sr., 6-1, 249)

MLB 51 Brooks Ellis (Sr., 6-2, 245)  
45 Josh Harris (So., 5-10, 239)

WLB 35 Dwayne Eugene (Jr., 6-1, 235) - OR -  
8 De'Jon Harris (Fr., 6-0, 255)

CB 29 Jared Collins (Sr., 5-11, 173)  
2 DJ Dean (Sr., 5-11, 199)

FS 28 Josh Liddell (Jr., 6-1, 210)  
38 Reid Miller (So., 5-9, 197)

SS 9 Santos Ramirez (So., 6-2, 205)  
20 De'Andre Coley (Jr., 6-1, 214)

CB 11 Ryan Pulley (So., 5-11, 198)  
5 Henre' Toliver (Jr., 6-1, 185)

## ► SPECIAL TEAMS

K 48 Adam McFain (Sr., 6-0, 187)  
9 Cole Hedlund (So., 5-10, 171)

P 37 Toby Baker (Sr., 6-3, 215)  
8 Austin Allen (Jr., 6-1, 209)

KO 48 Adam McFain (Sr., 6-0, 187)  
42 Connor Limpert (Fr., 6-1, 176)

KS 49 Robert Decker (Jr., 6-0, 249)  
56 Matt Emrich (Sr., 6-3, 198)

DS 56 Matt Emrich (Sr., 6-3, 198)  
49 Robert Decker (Jr., 6-0, 249)

H 37 Toby Baker (Sr., 6-3, 215)  
56 Matt Emrich (Sr., 6-3, 198)

KOR 13 Deon Stewart (R-Fr., 5-11, 164)  
4 Keon Hatcher (Sr., 6-2, 207)

PR 1 Jared Cornelius (Jr., 5-11, 212)  
80 Drew Morgan (Sr., 6-0, 193)



## ► NUMERICAL ROSTER

No	Name	Pos	Ht	Wt	Cl/Exp	Hometown (HS/Other)
1	Jared Cornelius	WR	5-11	212	Jr./2L	Shreveport, La. (Evangel Christian Academy)
2	DJ Dean	DB	5-11	199	Sr./3L	Newton, Texas (Newton HS)
3	McTelvin Agim	DL	6-3	289	Fr./HS	Texarkana, Texas (Hope HS [Ark.])
3	Dominique Reed	WR	6-3	175	Sr./1L	Camden, Ark. (Fairview HS/Coffeyville CC [Kan.])
4	Keon Hatcher	WR	6-2	207	Sr./3L	Owasso, Okla. (Owasso HS)
4	Alexy Jean-Baptiste	LB	6-2	231	Fr./HS	Pompano Beach, Fla. (Coconut Creek HS)
5	Ty Storey	QB	6-2	212	R-Fr./RS	Charleston, Ark. (Charleston HS)
5	Henre' Toliver	DB	6-1	185	Jr./2L	Marrero, La. (Archbishop Rummel HS)
6	T.J. Hammonds	RB	5-10	197	Fr./HS	Little Rock, Ark. (Robinson HS)
6	JaMichael Winston	DL	6-4	260	Sr./3L	Pritchard, Ala. (Vigor HS)
7	Briston Guidry	DL	6-3	294	Fr./HS	Metairie, La. (Archbishop Rummel HS)
7	Damon Mitchell	RB	6-2	215	Jr./1L	Egg Harbor City, N.J. (Cedar Creek HS)
8	Austin Allen	QB	6-1	209	Jr./2L	Fayetteville, Ark. (Fayetteville HS)
8	De'Jon Harris	LB	6-0	255	Fr./HS	Harvey, La. (John Ehret HS)
8	Blake Johnson	P	6-0	193	R-Fr./RS	Long Beach, Calif. (Los Alamitos HS)
9	Cole Hedlund	K	5-10	171	So./1L	Argyle, Texas (Argyle HS)
9	Santos Ramirez	DB	6-2	205	So./1L	Shreveport, La. (Evangel Christian Academy)
9	Ricky Town	QB	6-3	214	R-Fr./RS	Thousand Oaks, Calif. (St. Bonaventure HS/USC)
10	Jordan Jones	WR	6-1	184	Fr./HS	Smackover, Ark. (Smackover HS)
10	Randy Ramsey	DE	6-4	228	So./1L	Fort Lauderdale, Fla. (Dillard HS)
11	Will Gragg	TE	6-4	254	R-Fr./RS	Dumas, Ark. (Dumas HS)
11	Ryan Pulley	DB	5-11	198	So./1L	Fort Myers, Fla. (Island Coast HS)
11	Britto Tutt	DB	6-2	177	So./JC	Augusta, Ga. (Academy of Richmond County/Ventura College [Calif.])
13	Deon Stewart	WR	5-11	164	R-Fr./RS	Highland, Ark. (Highland HS)
14	Carson Proctor	QB	6-4	211	Fr./HS	Vero Beach, Fla. (Vero Beach HS)
14	River Warnock	WR	5-11	185	So./HS	North Little Rock, Ark. (North Little Rock HS/Crowder College [Mo.])
15	Nate Dalton	DB	6-3	190	R-Fr./RS	Baton Rouge, La. (Cypress Falls HS)
15	Cole Kelley	QB	6-7	258	Fr./HS	Lafayette, La. (Teurlings Catholic HS)
16	La'Michael Pettway	WR	6-2	216	R-Fr./RS	Nashville, Ark. (Nashville HS)
17	Kofi Boateng	WR	6-1	183	Fr./HS	Arlington, Texas (Lamar HS)
18	Cameron Colbert	WR	6-1	208	So./1L	Little Rock, Ark. (Pulaski Academy)
18	Jack Lindsey	QB	6-3	184	Fr./HS	Fayetteville, Ark. (Springdale HS)
19	Anthony Antwine	TE	6-4	222	Jr./2L	Plano, Texas (Plano Senior HS)
19	Giovanni LaFrance	LB	6-1	255	Fr./HS	New Orleans, La. (Saint Augustine HS)
20	Troy Allison	WR	6-1	193	So./SQ	McGregor, Texas (McGregor HS)
20	De'Andre Coley	DB	6-1	214	Jr./2L	Miami, Fla. (Northwestern HS)
21	Devwah Whaley	RB	5-11	216	Fr./HS	Beaumont, Texas (Central HS)
21	Josh Williams	LB	6-1	249	Sr./2L	Fort Lauderdale, Fla. (Dillard HS/Dodge City CC [Kan.])
22	Deon Edwards	DB	6-1	205	Fr./HS	Clermont, Fla. (Lake Minneola HS)
22	Rawleigh Williams III	RB	5-10	226	So./1L	Dallas, Texas (Bishop Lynch HS)
23	Dre Greenlaw	LB	6-0	226	So./1L	Fayetteville, Ark. (Fayetteville HS)
24	Ryder Lucas	DB	6-0	190	So./1L	The Woodlands, Texas (The Woodlands College Park HS)
24	Kody Walker	RB	6-2	240	Sr./3L	Jefferson City, Mo. (Jefferson City HS)
25	Micahh Smith	DB	6-0	195	Fr./HS	Marshall, Texas (Marshall HS)
26	Matt Dodson	DB	5-10	208	Jr./SQ	McKinney, Texas (Boyd HS)
26	Justice Hobbs	RB	5-10	220	Fr./HS	Farmington, Ark. (Farmington HS)
27	Khalia Hackett	LB	6-2	223	Jr./2L	Douglasville, Ga. (South Paulding HS)
28	Josh Liddell	DB	6-1	210	Jr./2L	Pine Bluff, Ark. (Dollarway Senior HS)
29	Jared Collins	DB	5-11	173	Sr./3L	Tulsa, Okla. (Booker T. Washington HS)
30	Kevin Richardson II	DB	6-0	178	Jr./2L	Jacksonville, Ark. (Jacksonville HS)
31	Connor McPherson	RB	5-7	208	Jr./SQ	The Woodlands, Texas (College Park HS)
31	Grant Morgan	LB	5-11	220	Fr./HS	Greenwood, Ark. (Greenwood HS)
32	Dylan Calhoun	DB	5-10	185	So./TR	Waxahachie, Texas (Waxahachie HS)
32	Hayden Johnson	FB	6-3	248	Fr./HS	Columbia, Mo. (Rock Bridge HS)
33	Dee Walker	LB	6-2	208	Fr./HS	Moultrie, Ga. (Colquitt County HS)
34	Kendrick Jackson	FB	6-1	255	So./1L	Haynesville, La. (Haynesville HS)
35	Dwayne Eugene	LB	6-1	235	Jr./2L	Marrero, La. (Archbishop Rummel HS)
36	Cory Hollowell	DB	6-2	202	So./HS	Corona, Calif. (Orange Lutheran HS)
37	Toby Baker	P	6-3	215	Sr./1L	Memphis, Tenn. (Memphis University HS)
37	Devin Buckner	DB	5-10	190	Fr./HS	Pine Bluff, Ark. (White Hall HS)
38	Reid Miller	DB	5-9	197	So./1L	Holidaysburg, Pa. (IMG Academy [Fla.])
39	Juan Day	RB	6-1	214	So./1L	North Little Rock, Ark. (North Little Rock HS)
39	Byron Keaton	DB	5-10	183	R-Fr./RS	Camden, Ark. (Fairview HS)
40	Jamario Bell	TE	6-5	252	R-Fr./RS	Junction City, Ark. (Junction City HS)
41	Austin Capps	DL	6-4	309	Fr./HS	Star City, Ark. (Star City HS)
41	Chris Jones	FB	5-11	249	Jr./2L	DeQueen, Ark. (DeQueen HS)
42	Connor Limpert	K	6-1	176	Fr./HS	Allen, Texas (Allen HS)
42	Jonathan Marshall	DL	6-4	299	Fr./HS	Shepherd, Texas (Shepherd HS)
43	George Madden	LS	6-1	230	R-Fr./RS	Blanchard, Okla. (Blanchard HS)
44	Austin Cantrell	TE	6-4	269	R-Fr./RS	Roland, Okla. (Roland HS)

## ► ALPHABETICAL ROSTER

No	Name	Pos
3	McTelvin Agim	DL
8	Austin Allen	QB
20	Troy Allison	WR
19	Anthony Antwine	TE
37	Toby Baker	P
97	Tevin Beenum	DL
40	Jamario Bell	TE
17	Kofi Boateng	WR
53	Ben Brasuell	LB
37	Devin Buckner	DB
32	Dylan Calhoun	DB
44	Austin Cantrell	TE
41	Austin Capps	DL
46	Damani Carter	FB
18	Cameron Colbert	WR
20	De'Andre Coley	DB
29	Jared Collins	DB
1	Jared Cornelius	WR
15	Nate Dalton	DB
39	Juan Day	RB
98	Daytreon Dean	DL
2	DJ Dean	DB
49	Robert Decker	LS
26	Matt Dodson	DB
22	Deon Edwards	DB
51	Brooks Ellis	LB
56	Matt Emrich	LS/H
86	Tobias Enlow	WR
35	Dwayne Eugene	LB
51	Hjalte Froholdt	OL
62	Johnny Gibson	OL
11	Will Gragg	TE
23	Dre Greenlaw	LB
7	Briston Guidry	DL
89	Grayson Gunter	TE
27	Khalia Hackett	LB
91	Elias Hale	DL
64	Jake Hall	OL
67	Tyler Hall	OL
6	T.J. Hammonds	RB
71	Jackson Hannah	OL
8	De'Jon Harris	LB
45	Josh Harris	LB
4	Keon Hatcher	WR
69	Dylan Hays	OL
9	Cole Hedlund	K
55	Jake Heinrich	OL
26	Justice Hobbs	RB
81	Cody Hollister	WR
36	Cory Hollowell	DB
78	Bijhon Jackson	DL
74	Colton Jackson	OL
34	Kendrick Jackson	FB
4	Alexy Jean-Baptiste	LB
8	Blake Johnson	P
32	Hayden Johnson	FB
94	Taiwan Johnson	DL
41	Chris Jones	FB
10	Jordan Jones	WR
39	Byron Keaton	DB
15	Cole Kelley	QB
87	Jack Kraus	TE
19	Giovanni LaFrance	LB
54	Blake Lagrone	DL
55	Jeremiah Ledbetter	DL
99	Brandon Lewis	DL
28	Josh Liddell	DB
42	Connor Limpert	K
18	Jack Lindsey	QB
24	Ryder Lucas	DB



## ► NUMERICAL ROSTER

No	Name	Pos	Ht	Wt	Cl/Exp	Hometown (HS/Other)
45	Josh Harris	LB	5-10	239	So./1L	Pine Bluff, Ark. (Watson Chapel HS)
46	Damani Carter	FB	6-0	241	So./1L	Fayetteville, Ark. (Fayetteville HS)
47	Matt Reynolds	LB	6-1	211	Jr./SQ	McKinney, Texas (McKinney HS)
48	Adam McFain	K	6-0	187	Sr./2L	Greenwood, Ark. (Greenwood HS)
48	Deatrich Wise Jr.	DL	6-5	271	Sr./3L	Carrollton, Texas (Hebron HS)
49	Robert Decker	LS	6-0	249	Jr./SQ	Greenwich, Conn. (Greenwich HS/UConn)
50	Jake Raulerson	OL	6-4	301	Jr./TR	Celina, Texas (Celina HS/Texas)
51	Brooks Ellis	LB	6-2	245	Sr./3L	Fayetteville, Ark. (Fayetteville HS)
51	Hjalte Froholdt	OL	6-4	318	So./1L	Svendborg, Denmark (IMG Academy [Fla.])
52	T.J. Smith	DL	6-3	285	R-Fr./RS	Moultrie, Ga. (Colquitt County HS)
53	Ben Brasuell	LB	6-1	218	Fr./HS	Benton, Ark. (Benton HS)
53	Tyler Phillips	LB	6-1	232	R-Fr./RS	North Little Rock, Ark. (North Little Rock HS)
54	Blake Lagrone	DL	6-4	215	Fr./HS	Pine Bluff, Ark. (Watson Chapel HS)
55	Jake Heinrich	OL	6-4	295	Fr./HS	Urbandale, Iowa (Urbandale HS)
55	Jeremiah Ledbetter	DL	6-3	280	Sr./1L	Orlando, Fla. (Gainesville HS [Ga.]/Hutchinson CC [Kan.])
56	Matt Emrich	LS/H	6-3	198	Sr./3L	El Dorado, Ark. (El Dorado HS)
60	Brian Wallace	OL	6-6	335	So./1L	Florissant, Mo. (Christian Brothers College HS)
61	Cooper Sone	OL	6-2	277	R-Fr./SQ	Fayetteville, Ark. (Fayetteville HS)
62	Johnny Gibson	OL	6-4	344	So./1L	Dumas, Ark. (Dumas HS)
64	Jake Hall	OL	6-5	266	So./1L	Springdale, Ark. (Har-Ber HS)
67	Tyler Hall	OL	6-4	296	Fr./HS	Maumelle, Ark. (Maumelle HS)
69	Dylan Hays	OL	6-3	294	Fr./HS	Little Rock, Ark. (Little Rock Christian)
70	Dan Skipper	OL	6-10	319	Sr./3L	Arvada, Colo. (Ralston Valley HS)
71	Jackson Hannah	OL	6-2	282	So./SQ	Bentonville, Ark. (Bentonville HS)
72	Frank Ragnow	OL	6-5	319	Jr./2L	Victoria, Minn. (Chanhassen HS)
73	Deion Malone	OL	6-3	296	Jr./JC	Batesville, Miss. (South Panola HS/Northwest CC [Miss.])
74	Colton Jackson	OL	6-6	300	R-Fr./RS	Conway, Ark. (Conway HS)
75	Zach Rogers	OL	6-1	306	So./1L	Carrollton, Texas (Hebron HS)
76	Paul Ramirez	OL	6-6	299	Jr./JC	Rialto, Calif. (Rialto HS/San Bernardino Valley CC [Calif.])
78	Bijhon Jackson	DL	6-2	335	Jr./2L	El Dorado, Ark. (El Dorado HS)
79	Jalen Merrick	OL	6-4	327	R-Fr./RS	Oak Hill, Fla. (New Smyrna Beach HS)
80	Drew Morgan	WR	6-0	193	Sr./3L	Greenwood, Ark. (Greenwood HS)
81	Cody Hollister	WR	6-4	209	Sr./2L	Bend, Ore. (Mountain View HS/Arizona Western)
82	Luke Rossi	WR	5-11	197	So./1L	Edmond, Okla. (North HS)
83	Jeremy Sprinkle	TE	6-6	256	Sr./3L	White Hall, Ark. (White Hall HS)
84	D'Vone McClure	WR	6-2	219	Fr./HS	Rixey, Ark. (Jacksonville HS)
85	Cheyenne O'Grady	TE	6-4	251	R-Fr./RS	Fayetteville, Ark. (Fayetteville HS)
86	Tobias Enlow	WR	6-1	200	Fr./HS	North Little Rock, Ark. (North Little Rock HS)
86	Armon Watts	DL	6-5	293	So./1L	St. Louis, Mo. (Christian Brothers College HS)
87	Jack Kraus	TE	6-5	252	So./1L	Bentonville, Ark. (Bentonville HS)
89	Grayson Gunter	TE	6-6	232	Fr./HS	Madison, Miss. (Madison Central HS)
91	Elias Hale	DL	6-5	217	Fr./HS	Fayetteville, Ark. (Fayetteville HS)
91	Michael Taylor II	DL	6-3	245	So./JC	Orlando, Fla. (The First Academy/Riverside City College [Calif.])
94	Taiwan Johnson	DL	6-2	284	Sr./2L	Manvel, Texas (Manvel HS)
96	Karl Roesler	DL	6-1	256	Jr./2L	Louisville, Ky. (St. Xavier HS)
97	Tevin Beanum	DL	6-4	251	Jr./2L	Forrest City, Ark. (Forrest City HS)
98	Daytrion Dean	DL	6-3	281	R-Fr./RS	Fort Smith, Ark. (Northside HS)
99	Brandon Lewis	DL	6-4	274	Sr./3L	Memphis, Tenn. (Ridgeway HS)

## ► ALPHABETICAL ROSTER

No	Name	Pos
43	George Madden	LS
73	Deion Malone	OL
42	Jonathan Marshall	DL
84	D'Vone McClure	WR
48	Adam McFain	K
31	Connor McPherson	RB
79	Jalen Merrick	OL
38	Reid Miller	DB
7	Damon Mitchell	RB
80	Drew Morgan	WR
31	Grant Morgan	LB
85	Cheyenne O'Grady	TE
16	La'Michael Pettway	WR
53	Tyler Phillips	LB
14	Carson Proctor	QB
11	Ryan Pulley	DB
72	Frank Ragnow	OL
76	Paul Ramirez	OL
9	Santos Ramirez	DB
10	Randy Ramsey	DE
50	Jake Raulerson	OL
3	Dominique Reed	WR
47	Matt Reynolds	LB
30	Kevin Richardson II	DB
96	Karl Roesler	DL
75	Zach Rogers	OL
82	Luke Rossi	WR
70	Dan Skipper	OL
25	Micahh Smith	DB
52	T.J. Smith	DL
61	Cooper Sone	OL
83	Jeremy Sprinkle	TE
13	Deon Stewart	WR
5	Ty Storey	QB
91	Michael Taylor II	DL
5	Henre' Toliver	DB
9	Ricky Town	QB
11	Britto Tutt	DB
33	Dee Walker	LB
24	Kody Walker	RB
60	Brian Wallace	OL
14	River Warnock	WR
86	Armon Watts	DL
21	Devwah Whaley	RB
21	Josh Williams	LB
22	Rawleigh Williams III	RB
6	JaMichael Winston	DL
48	Deatrich Wise Jr.	DL

## ► PRONUNCIATIONS

### PLAYERS

McTelvin Agim (UH-geem)	Jack Kraus (Krouse)
Juan (JOO-wahn) Day	Josh Liddell (LUH-dell)
Daytrion (DAY-tree-on) Dean	Frank Ragnow (RAG-now)
Matt Emrich (EM-rick)	Karl Roesler (RESS-ler)
Tobias Enlow (N-low)	Henre' (ON-ray) Toliver
Hjalte (YELL-duh) Froholdt (FRO-holt)	River Warnock (WAR-nick)
Khalia (KUH-lee-uh) Hackett	Devwah (DEV-wah) Whaley
DeJon (DUH-Juhn) Harris	Deatrich (DEE-trich) Wise Jr.
Bijhon (BEE-jhon) Jackson	
Alexy Jean (gene)-Baptiste	

### COACHES

Bret Bielema (BEE-luh-muh)
Dan Enos (EE-nohs)
Vernon Hargreaves (HAR-graves)
Barry Lunney (LUHN-ee) Jr.
Rory Segrest (SEE-grest)

## ► FOOTBALL STAFF

### Coaching Staff

Bret Bielema   Head Coach
Dan Enos   Offensive Coord. / QBs
Robb Smith   Defensive Coord. / Secondary
Kurt Anderson   Offensive Line
Reggie Mitchell   Running Backs
Vernon Hargreaves   Linebackers
Paul Rhoads   Defensive Backs
Barry Lunney Jr.   Tight Ends
Rory Segrest   Defensive Line / Specialists
Michael Smith   Wide Receivers

### Graduate Assistants

Brey Cook   Offense
Alfred Davis   Defense
Taylor Reed   Offense
Mark Sheridan   Defense

### Quality Control

Tanner Burns   Special Teams
David Parker   Defense
John Roberts   Offense

### Support Staff

Ben Herbert   Strength & Conditioning	Matt Engelbert   Video
Mark Taurisani   Football Operations	Matt Summers   Athletic Training
EK Franks   Recruiting	Bobby Allen   HS/NFL Relations



## ► HONORS &amp; AWARDS

**MCTELVIN AGIM, FR., DL***Preseason*

- Phil Steele No. 11 freshman defensive lineman in the nation
- Lindy's No. 7 Fab Freshman in the country

**AUSTIN ALLEN, JR., QB***Preseason*

- Manning Passing Academy Counselor

*Regular Season*

- SEC Offensive Player of the Week (Sept. 12)
- Davey O'Brien "Great 8" (Sept. 12)
- Manning Award Stars of the Week (Sept. 12)
- Manning Award QB of the Week (Sept. 15)
- Manning Award Watch List (Oct. 12)
- Maxwell Award Watch List (Oct. 19)

**TOBY BAKER, SR., P***Preseason*

- Ray Guy Award Watch List

*Regular Season*

- Senior Bowl Invitation (Nov. 10)

**BROOKS ELLIS, SR., LB***Preseason*

- Butkus Award Watch List
- Wuerffel Trophy Watch List
- Reese's Senior Bowl Watch List
- Coaches All-SEC second team
- Athlon All-SEC third team
- Phil Steele All-SEC third team
- Phil Steele No. 17 inside linebacker in the nation
- Sporting News SEC Top Scholar

*Regular Season*

- William V. Campbell Trophy semifinalist (Sept. 28)
- William V. Campbell Trophy finalist (Nov. 1)
- Wuerffel Trophy semifinalist (Nov. 3)
- CoSIDA Academic All-District (Nov. 3)

**HJALTE FROHOLDT, SO., OL***Preseason*

- Phil Steele All-SEC third team

**BRISTON GUIDRY, FR., DL***Preseason*

- Phil Steele No. 52 freshman defensive lineman in the nation

**KEON HATCHER, SR., WR***Preseason*

- Phil Steele No. 47 draft eligible wide receiver
- Reese's Senior Bowl Watch List

**DREW MORGAN, SR., WR***Preseason*

- Biletnikoff Award Watch List
- Reese's Senior Bowl Watch List
- Media All-SEC third team
- Coaches All-SEC third team
- Athlon All-SEC third team
- Phil Steele No. 39 draft eligible wide receiver

**FRANK RAGNOW, JR., OL***Preseason*

- Rimington Trophy Watch List
- Coaches All-SEC third team
- Phil Steele All-SEC fourth team
- Phil Steele No. 14 center in the nation

*Regular Season*

- SEC Offensive Lineman of the Week (Sept. 19)
- Orange Bowl Courage Award nominee (Oct. 12)



Arkansas senior **OL DAN SKIPPER** helped pave the way for sophomore **RB RAWLEIGH WILLIAMS III** to run for a career-high 205 yards and four TDs Saturday at Mississippi State, and on Monday the duo was each recognized by the SEC. Skipper earned SEC Offensive Lineman of the Week for the third time in his career while Williams' Offensive Player of the Week honor is his third this season.

**DOMINIQUE REED, SR., WR***Preseason*

- Phil Steele All-SEC second team
- Phil Steele No. 41 draft eligible wide receiver
- Reese's Senior Bowl Watch List

**DAN SKIPPER, SR., OL***Preseason*

- Outland Trophy Watch List
- Reese's Senior Bowl Watch List
- Lindy's All-America second team
- Athlon All-America third team
- Media All-SEC first team
- Coaches All-SEC first team
- Athlon All-SEC first team
- ESPN All-SEC team
- Lindy's All-SEC first team
- Phil Steele All-SEC first team
- Sporting News All-SEC team
- Lindy's best run blocker in the SEC
- ESPN.com No. 88 player in the nation

*Regular Season*

- SEC Offensive Lineman of the Week (Sept. 12)
- SEC Co-Special Teams Player of the Week (Oct. 3)
- SEC Co-Offensive Lineman of the Week (Nov. 21)

**JEREMY SPRINKLE, SR., TE***Preseason*

- John Mackey Award Watch List
- Reese's Senior Bowl Watch List
- Media All-SEC third team
- Coaches All-SEC third team
- Athlon All-SEC third team
- Lindy's All-SEC third team
- Phil Steele All-SEC third team
- Phil Steele No. 5 tight end in the nation
- Athlon Top 15 Breakout Players in the nation

*Regular Season*

- John Mackey Award Midseason Watch List (Oct. 12)
- Senior Bowl Invitation (Nov. 10)

**HENRE' TOLIVER, JR., DB***Preseason*

- Phil Steele All-SEC fourth team

**KODY WALKER, SR., RB***Preseason*

- Doak Walker Award Watch List
- Reese's Senior Bowl Watch List

**DEVWAH WHALEY, FR., RB***Preseason*

- Phil Steele No. 7 freshman running back in the nation

**RAWLEIGH WILLIAMS III SO., RB***Preseason*

- Doak Walker Award Watch List

*Regular Season*

- SEC Offensive Player of the Week (Oct. 17)
- Earl Campbell Tyler Rose Award Week 7 Hon. Mention (Oct. 18)
- SEC Co-Offensive Player of the Week (Nov. 7)
- SEC Offensive Player of the Week (Nov. 21)
- Earl Campbell Tyler Rose Award Semifinalist (Nov. 21)
- Earl Campbell Tyler Rose Award Week 12 Hon. Mention (Nov. 22)

**DEATRICH WISE JR., SR., DL***Regular Season*

- SEC Defensive Lineman of the Week (Sept. 6)

*Preseason*

- Chuck Bednarik Award Watch List
- Bronko Nagurski Trophy Watch List
- Ted Hendricks Award Watch List
- Reese's Senior Bowl Watch List
- Media All-SEC third team
- Coaches All-SEC third team
- Athlon All-SEC second team
- Lindy's All-SEC third team
- Phil Steele All-SEC third team
- Allstate AFCA Good Works Team Nominee
- Phil Steele No. 9 defensive end in the nation
- ESPN.com No. 25 player in the SEC

**MCTELVIN AGIM**

Freshman | Defensive Lineman  
6-3 | 289  
Texarkana, Texas | Hope HS

**QUICK HITS**

- Has started each of the last three games at defensive tackle.
- T-5th for the Razorbacks in TFL (4.0) and T-5th in sacks (1.5).
- Has recorded a tackle in eight games, including seven multi-tackle games.
- Has recorded at least 0.5 tackles for loss in five games.
- Notched a half-sack that set up a 3rd-and-long at the Ole Miss 6-yard line in the 3rd quarter.
- Made his first career start against No. 10 Florida.
- Totaled a career-high seven tackles at Mississippi State.
- An early enrollee who earned a five-star rating from 247Sports.
- Was the No. 1 player in the state of Arkansas in his class by ESPN, 247Sports and Rivals.

**SINGLE-GAME CAREER HIGHS**


Tackles .....7 at Mississippi State (11/19/16)  
Tackles For Loss .....1.5 vs. Alcorn State (10/1/16)  
Sacks .....1.0 at No. 15 TCU (9/10/16)

**CAREER STATS**

	GS	UA	A	ToT	TFL-YDS	SCK-YDS	FF	FR-YDS	INT-YDS	QBH	BRUP
2016	11/3	7	17	24	4.0-17	1.5-8	0	0-0	0-0	2	0
<b>TOTAL</b>	<b>11/3</b>	<b>7</b>	<b>17</b>	<b>24</b>	<b>4.0-17</b>	<b>1.5-8</b>	<b>0</b>	<b>0-0</b>	<b>0-0</b>	<b>2</b>	<b>0</b>

**2016 GAME-BY-GAME STATS**

	GS	UA	A	ToT	TFL-YDS	SCK-YDS	FF	FR-YDS	INT-YDS	QBH	BRUP
LA TECH	1/0	0	2	2	0.0-0	0.0-0	0	0-0	0-0	0	0
at TCU	1/0	2	2	4	1.0-8	1.0-8	0	0-0	0-0	0	0
TX STATE	1/0	1	0	1	0.0-0	0.0-0	0	0-0	0-0	1	0
vs. TAMU	1/0	0	0	0	0.0-0	0.0-0	0	0-0	0-0	0	0
ALCORN	1/0	1	1	2	1.5-4	0.0-0	0	0-0	0-0	0	0
ALA	1/0	0	0	0	0.0-0	0.0-0	0	0-0	0-0	0	0
MISS	1/0	0	2	2	0.5-0	0.5-0	0	0-0	0-0	0	0
at AU	1/0	2	1	3	0.0-0	0.0-0	0	0-0	0-0	0	0
UF	1/1	1	2	3	0.5-2	0.0-0	0	0-0	0-0	1	0
LSU	1/1	0	0	0	0.0-0	0.0-0	0	0-0	0-0	0	0
at MSU	1/1	0	7	7	0.5-3	0.0-0	0	0-0	0-0	0	0
at MIZZ											
<b>TOTAL</b>	<b>11/3</b>	<b>7</b>	<b>17</b>	<b>24</b>	<b>4.0-17</b>	<b>1.5-8</b>	<b>0</b>	<b>0-0</b>	<b>0-0</b>	<b>2</b>	<b>0</b>

**AUSTIN ALLEN**

Junior | Quarterback  
6-1 | 209  
Fayetteville, Ark. | Fayetteville HS

**8****QUICK HITS**

- Manning and Award candidate.
- Named the SEC POW and Manning Award POW after the win at No. 15 TCU.
- Has five scoring tosses of 20+ yards, including a career-long of 51 yards to Dominique Reed.
- Ranks 6th in school history in single-season passing TDs (22).
- Three SEC games of 300 or more yards passing are T-2nd in single-season school history.
- Has thrown for 200 or more yards in nine games.
- Is T-2nd in the SEC in passing TDs (22) and ranks 2nd in passing yards (2,804).
- Ranks 3rd in the SEC in passing yards/game (254.9).
- Leads the SEC in pass rating (148.39), yds./att. (8.5) and 4th in comp. % (61.3).
- Ranks 2nd in the FBS in passing yards vs. current AP Top 25 teams (1,411).
- Leads the SEC and is tied for 14th in the FBS in completions of 10+ yards (119).
- Leads the SEC and tied for 11th in the FBS in completions of 15+ yards (77).
- Ranks 2nd in the SEC and tied for 23rd in the FBS in completions for a first down (125).
- Ranks 2nd in the SEC in TD passes in conference games (12).
- Leads the SEC in red zone passing yards (250), TD passes (17) and completions (29).
- Is T-8th in the FBS in TD passes in the red zone (17).
- Had a streak of 146 passing attempts without an INT to rank second in school history.
- 1 of 5 QBs in history to throw for 400+ yards against a Nick Saban coached Alabama team.
- Was 12-of-16 passing for 129 yards in the first half at No. 21 Auburn.
- Orchestrated a 4th quarter TD drive to either tie or take the lead three times this season.
- Posted a career-best 223.36 passer rating against Alcorn State.
- Completed 8 of 10 passes for 65 yards and one TD in the 1st quarter vs. No. 10 Texas A&M.
- Went 6-for-6 passing for 118 yards and a TD through the first two drives against Texas State.
- Had three TD passes at TCU in the 2nd half and 1st OT before running in the game-winning TD.
- Made 1st career start against LA Tech, completing 20 of 29 passes for 191 yards and two TDs.
- Was named starting QB after the 10th practice of the spring.
- Father, Bobby, is on staff (Director of HS/NFL Relations).
- Younger brother of current Jacksonville Jaguars QB Brandon Allen.

**SINGLE-GAME CAREER HIGHS**

Attempts .....48 vs. No. 1 Alabama (10/8/16)  
Completions .....28 vs. No. 10 Texas A&M (9/24/16)  
Passing Yards .....400 vs. No. 1 Alabama (10/8/16)  
Passing TDs .....3 (4x) last vs. No. 12 Ole Miss (10/15/16)  
Rushing Yards .....18 vs. Nicholls State (9/6/14)

**CAREER STATS**

	PASSING							RUSHING				
	GS	COMP	ATT	PCT	YDS	TD	INT	LNG	ATT	YDS	AVG	TD
2014	5/0	8	16	50.0	153	0	1	33	7	4	0.6	1
2015	3/0	1	3	33.3	35	1	0	35	0	0	0.0	0
2016	11/11	203	331	61.3	2,804	22	10	73	47	-81	-1.7	1
<b>TOTAL 19/11</b>	<b>212</b>	<b>350</b>	<b>60.6</b>	<b>2,992</b>	<b>23</b>	<b>11</b>	<b>73</b>	<b>54</b>	<b>-77</b>	<b>-1.4</b>	<b>2</b>	<b>18</b>

**2016 GAME-BY-GAME STATS**

	PASSING							RUSHING				
	GS	COMP	ATT	PCT	YDS	TD	INT	LNG	ATT	YDS	AVG	TD
LA TECH	1/1	20	29	69.0	191	2	2	18	4	-26	-6.5	0
at TCU	1/1	17	29	58.6	223	3	0	25	3	2	0.7	1
TX STATE	1/1	16	21	76.2	241	2	0	73	4	15	3.8	0
vs. TAMU	1/1	28	42	66.7	371	2	0	44	5	-6	-1.2	0
ALCORN	1/1	13	18	72.2	206	3	0	35	0	0	0.0	0
ALA	1/1	25	48	52.1	400	3	3	57	12	-10	-0.8	0
MISS	1/1	19	32	59.4	229	3	1	51	6	-24	-4.0	0
at AU	1/1	17	30	56.7	187	0	1	19	4	-4	-1.0	0
UF	1/1	15	26	57.7	243	1	1	43	4	-11	-2.8	0
LSU	1/1	15	31	48.4	210	1	2	54	3	-22	-7.3	0
at MSU	1/1	18	25	72.0	303	2	0	34	2	5	2.5	0
at MIZZ												
<b>TOTAL 11/11</b>	<b>203</b>	<b>331</b>	<b>61.3</b>	<b>2,804</b>	<b>22</b>	<b>10</b>	<b>73</b>	<b>47</b>	<b>-81</b>	<b>-1.7</b>	<b>1</b>	<b>18</b>

**TOBY BAKER**Senior | Punter  
6-3 | 215

Memphis, Tenn. | Memphis University HS

**37****QUICK HITS**

- Ray Guy Award candidate.
- Has booted a 50+ yard punt in eight of nine games this season.
- Ranks 4th in the SEC and 17th nationally with a 44.5 average.
- Has 18 punts of 50+ yards and has placed 16 inside the 20-yard line.
- Has 10 50+ yard punts in last five games.
- Has at least one put inside the 20 in 11 straight games he's punted in, including 10 in the last four.
- Two of the punts against Ole Miss were downed/fair caught inside the 10-yard line.
- The Ole Miss game marked the first time this season he's had a punt result in a touchback.
- Did not punt for the first time in 18 games against Alcorn State.
- 5 of 6 punts at TCU went over 50 yards.
- Broke his career-long twice in the season opener and did it again at TCU.
- His fifth punt at TCU went 52 yards and he made the tackle on the return.
- Pinned 23 of his 43 punts inside the 20-yard line in 2015.
- 5 of 6 50+ yard punts in 2015 came in SEC play.
- Allowed only 125 yards on 18 returns (6.9 avg.) in 2015.
- Awarded a scholarship after the 2015 regular season, prior to the 2016 Liberty Bowl.

**SINGLE-GAME CAREER HIGHS**

Punts..... 10 (2x) last at No. 21 Auburn (10/22/16)  
 Punt Yards..... 415 (2x) last at No. 21 Auburn (10/22/16)  
 Long..... 59 at No. 15 TCU (9/10/16)  
 50+..... 5 at No. 15 TCU (9/10/16)  
 Inside 20..... 4 vs. Auburn (10/24/15)

**CAREER STATS**

	GP	NO	YDS	AVG	LONG	BLKD	TB	FC	50+	INSIDE 20
2014	2	1	36	36.0	36	0	0	0	0	0
2015	13	43	1,772	41.2	52	0	2	16	6	22
2016	9	47	2,092	44.5	59	0	3	19	18	16
<b>TOTAL</b>	<b>24</b>	<b>91</b>	<b>3,900</b>	<b>42.9</b>	<b>59</b>	<b>0</b>	<b>5</b>	<b>35</b>	<b>24</b>	<b>38</b>

**2016 GAME-BY-GAME STATS**

	GP	NO	YDS	AVG	LONG	BLKD	TB	FC	50+	INSIDE 20
LA TECH	1	4	190	47.5	55	0	0	2	2	1
at TCU	1	6	304	50.7	59	0	0	2	5	1
TX STATE	1	2	80	40.0	50	0	0	1	1	2
vs. TAMU	1	3	118	39.3	46	0	0	2	0	1
ALCORN	-	-	-	-	-	-	-	-	-	-
ALA	1	4	211	52.8	57	0	0	1	3	1
MISS	1	5	231	46.2	54	0	1	3	2	3
at AU	1	10	415	41.5	58	0	2	2	3	2
UF	1	6	241	40.2	51	0	0	2	1	2
LSU	1	7	302	43.1	51	0	0	4	1	3
at MSU	-	-	-	-	-	-	-	-	-	-
at MIZZ	-	-	-	-	-	-	-	-	-	-
<b>TOTAL</b>	<b>9</b>	<b>47</b>	<b>2,092</b>	<b>44.5</b>	<b>59</b>	<b>0</b>	<b>3</b>	<b>19</b>	<b>18</b>	<b>16</b>

**TEVIN BEANUM**Junior | Defensive Lineman  
6-4 | 251  
Forrest City, Ark. | Forrest City HS**97****QUICK HITS**

- Recorded a tackle in each of the first eight games this season.
- Totaled five tackles for the fourth time in his career at No. 21 Auburn.
- T-15th on the team in tackles (21).
- Ranked fifth on the team in tackles for loss with 7.0 in 2015.
- Tied for second on the team in sacks with 2.0 in 2015.
- His 2.0 sacks last year came against SEC opponents.

**SINGLE-GAME CAREER HIGHS**


Tackles ..... 6 vs. Missouri (11/27/15)  
 Tackles For Loss ..... 2.0 at Tennessee (10/3/15)  
 Sacks ..... 1.0 at Tennessee (10/3/15)  
 Forced Fumbles ..... 1 at No. 6 Auburn (8/30/14)  
 QB Hurries ..... 2 vs. Nicholls State (9/6/14)

**CAREER STATS**

	GS	UA	A	ToT	TFL-YDS	SCK-YDS	FF	FR-YDS	INT-YDS	QBH	BRUP
2014	12/0	4	7	11	2.0-4	0.0-0	1	1-0	0-0	4	0
2015	13/8	11	19	30	7.0-27	2.0-12	0	1-0	0-0	1	1
2016	11/7	6	15	21	0.0-0	0.0-0	0	0-0	0-0	1	0
<b>TOTAL</b>	<b>36/15</b>	<b>21</b>	<b>41</b>	<b>62</b>	<b>9.0-31</b>	<b>2.0-12</b>	<b>1</b>	<b>2-0</b>	<b>0-0</b>	<b>6</b>	<b>1</b>

**2016 GAME-BY-GAME STATS**

	GS	UA	A	ToT	TFL-YDS	SCK-YDS	FF	FR-YDS	INT-YDS	QBH	BRUP
LA TECH	1/0	1	0	1	0.0-0	0.0-0	0	0-0	0-0	0	0
at TCU	1/1	1	4	5	0.0-0	0.0-0	0	0-0	0-0	0	0
TX STATE	1/1	1	0	1	0.0-0	0.0-0	0	0-0	0-0	0	0
vs. TAMU	1/1	1	1	2	0.0-0	0.0-0	0	0-0	0-0	0	0
ALCORN	1/1	0	1	1	0.0-0	0.0-0	0	0-0	0-0	0	0
ALA	1/1	1	0	1	0.0-0	0.0-0	0	0-0	0-0	0	0
MISS	1/1	0	1	1	0.0-0	0.0-0	0	0-0	0-0	1	0
at AU	1/1	1	4	5	0.0-0	0.0-0	0	0-0	0-0	0	0
UF	1/0	0	0	0	0.0-0	0.0-0	0	0-0	0-0	0	0
LSU	1/0	0	2	2	0.0-0	0.0-0	0	0-0	0-0	0	0
at MSU	1/0	0	2	2	0.0-0	0.0-0	0	0-0	0-0	0	0
at MIZZ	-	-	-	-	-	-	-	-	-	-	-
<b>TOTAL</b>	<b>11/7</b>	<b>6</b>	<b>15</b>	<b>21</b>	<b>0.0-0</b>	<b>0.0-0</b>	<b>0</b>	<b>0-0</b>	<b>0-0</b>	<b>1</b>	<b>0</b>

**JARED COLLINS**

Senior | Defensive Back  
5-11 | 173  
Tulsa, Okla. | Booker T. Washington HS

**29****QUICK HITS**

- Has started 34 straight games.
- Sixth among Arkansas DBs in tackles (24) and second on the team in PBUs (7).
- Has a pass break-up in six straight games.
- Has made at least two tackles in 38 of 48 career games played.
- Had a key PBU in the end zone on 3rd-and-2 during the 4th quarter against No. 12 Ole Miss.
- Totaled a season-high five tackles at Mississippi State.
- Led team in PBUs for the 2nd straight season with nine in 2015, which tied for 11th in the SEC.
- Recorded 44 tackles in 2015, which ranked 4th among Arkansas DBs.
- Forced one fumble and collected one interception in 2015.
- Tied for the SEC lead in PBUs (13) in 2014.

**SINGLE-GAME CAREER HIGHS**

Tackles	10 at No. 17 Missouri (11/28/14)
Tackles For Loss	3.0 vs. UAB (10/25/14)
Fumbles Forced	1 (3x), last at Tennessee (10/3/15)
Interceptions	1 (2x), last vs. Texas Tech (9/19/15)
Pass Breakups	4 vs. No. 20 LSU (11/15/14)

**CAREER STATS**

	GS	UA	A	ToT	TFL-YDS	SCK-YDS	FF	FR-YDS	INT-YDS	QBH	BRUP
2013	11/2	13	14	27	1.0-1	0.0-0	1	0-0	1-0	0	2
2014	13/12	39	14	53	4.0-23	1.0-18	1	0-0	0-0	0	13
2015	13/13	29	15	44	0.5-2	0.0-0	1	0-0	1-0	0	9
2016	11/11	12	12	24	1.0-3	0.0-0	0	0-0	0-0	0	7
<b>TOTAL</b>	<b>48/38</b>	<b>93</b>	<b>55</b>	<b>148</b>	<b>6.5-29</b>	<b>1.0-18</b>	<b>3</b>	<b>0-0</b>	<b>2-0</b>	<b>0</b>	<b>31</b>

**2016 GAME-BY-GAME STATS**

	GS	UA	A	ToT	TFL-YDS	SCK-YDS	FF	FR-YDS	INT-YDS	QBH	BRUP
LA TECH	1/1	0	1	1	0.0-0	0.0-0	0	0-0	0-0	0	0
at TCU	1/1	1	1	2	0.0-0	0.0-0	0	0-0	0-0	0	0
TX STATE	1/1	0	0	0	0.0-0	0.0-0	0	0-0	0-0	0	1
vs. TAMU	1/1	1	0	1	0.0-0	0.0-0	0	0-0	0-0	0	0
ALCORN	1/1	0	1	1	0.0-0	0.0-0	0	0-0	0-0	0	0
ALA	1/1	1	3	4	0.5-1	0.0-0	0	0-0	0-0	0	1
MISS	1/1	1	2	3	0.0-0	0.0-0	0	0-0	0-0	0	1
at AU	1/1	2	0	2	0.0-0	0.0-0	0	0-0	0-0	0	1
UF	1/1	1	1	2	0.0-0	0.0-0	0	0-0	0-0	0	1
LSU	1/1	2	1	3	0.0-0	0.0-0	0	0-0	0-0	0	1
at MSU	1/1	3	2	5	0.5-2	0.0-0	0	0-0	0-0	0	1
at MIZZ											
<b>TOTAL</b>	<b>11/11</b>	<b>12</b>	<b>12</b>	<b>24</b>	<b>1.0-3</b>	<b>0.0-0</b>	<b>0</b>	<b>0-0</b>	<b>0-0</b>	<b>0</b>	<b>7</b>

**JARED CORNELIUS**

Junior | Wide Receiver  
5-11 | 212  
Shreveport, La. | Evangel Christian Academy

**1****QUICK HITS**

- Amassed 492 yards receiving on 29 grabs (3rd on the team in both).
- Became the third player in school history to top 100-yards receiving in three straight games.
- Collected four TD receptions to rank T-2nd for the Razorbacks.
- 18 of his last 24 touches on offense (not special teams) have resulted in a first down or a TD.
- His 492 yards receiving ranks 20th in the SEC.
- Ranks 16th in the SEC in receiving yards/SEC game (50.9).
- T-3rd in the SEC in 100-yard receiving games (3).
- Averaging 16.2 yards/reception to pace the team and rank 8th in the SEC.
- 22 of his receptions have resulted in a first down or TD or 75.86 percent of the time.
- Leads the Razorbacks and tied for 5th in the SEC in 20+ yard plays (11).
- A league-best seven of his 20+ yard plays have come vs. current AP Top 25 teams.
- All 11 20+ yard plays have been receptions, including TD grabs of 35 and 29 yards.
- T-11th in the SEC in receptions of 15+ yards (14).
- T-8th in receptions of 25+ yards (7).
- Seven of his eight receptions on third down have resulted in a first down.
- Has scored a TD in eight of his last 14 games (six through the air and three on the ground).
- Ranks 16th in the SEC in receiving yds./game (49.2) and receiving yds./SEC game (50.9).
- His career-high 146 yards receiving vs. No. 1 Alabama are the 4th-most in the SEC this season.
- Has 19 receptions of 20+ yards in his career.
- Scored the game-winning TD against No. 12 Ole Miss on a 6-yard scamper.
- Had three receptions of 20+ yards against the Crimson Tide.
- Had first career multi-TD game against Alcorn State.
- Had then-career highs in receptions and receiving yards against No. 10 Texas A&M.
- 3 of 7 catches against the Aggies went for 33 yards or more.
- Missed the Texas State game with a sore back.
- Hauled in the first TD pass of the season from 13-yards out in the season opener.
- Missed four games in 2015 with a broken arm.
- Only SEC player and 1 of 3 in the country with a 40-yard catch, run and punt return in 2015.
- Recorded a catch in 8 of 9 games last season, including seven multi-reception contests.
- Had nine plays of 20+ yards (six receiving, two punt returns and one rushing) in 2015.

**SINGLE-GAME CAREER HIGHS**

Receptions	7 vs. No. 10 Texas A&M (9/24/16)
Receiving Yards	146 vs. No. 1 Alabama (10/8/16)
Receiving TDs	2 vs. Alcorn State (10/1/16)
Rushing Yards	71 at No. 9 LSU (11/14/15)
Rushing TDs	1 (2x) last vs. No. 12 Ole Miss (10/15/16)

**CAREER STATS**

	RECEIVING					RUSHING					PUNT RETURN				
	GS	REC	YDS	AVG	TD	LNG	ATT	YDS	AVG	TD	LNG	RET	YDS	TD	LNG
2014	13/0	18	212	11.8	2	38	5	23	4.6	0	11	9	91	0	35
2015	9/6	24	393	16.4	3	58	7	112	16.0	2	69	7	93	0	43
2016	10/3	29	492	17.0	4	57	11	55	5.5	1	14	11	70	0	21
<b>TOTAL</b>	<b>32/9</b>	<b>71</b>	<b>1,097</b>	<b>15.5</b>	<b>9</b>	<b>58</b>	<b>23</b>	<b>190</b>	<b>8.3</b>	<b>3</b>	<b>69</b>	<b>27</b>	<b>254</b>	<b>0</b>	<b>43</b>

**2016 GAME-BY-GAME STATS**

	RECEIVING					RUSHING					PUNT RETURN				
	GS	REC	YDS	AVG	TD	LNG	ATT	YDS	AVG	TD	LNG	RET	YDS	TD	LNG
LA TECH	1/1	1	13	13.0	1	13	3	13	4.3	0	8	1	0	0	0
at TCU	1/0	2	17	8.5	0	17	0	0	0.0	0	0	2	35	0	19
TX STATE	-	-	-	-	-	-	-	-	-	-	-	-	-	-	-
vs. TAMU	1/0	7	126	18.0	1	38	1	7	7.0	0	7	1	-1	0	0
ALCORN	1/0	4	106	26.5	2	35	0	0	0.0	0	0	0	0	0	0
ALA	1/0	5	146	29.2	0	57	1	8	8.0	0	8	0	0	0	0
MISS	1/1	3	40	13.3	0	20	2	17	8.5	1	11	2	5	0	4
at AU	1/0	2	17	8.5	0	9	0	0	0.0	0	0	0	0	0	0
UF	1/0	0	0	0.0	0	0	2	3	1.5	0	3	3	0	0	1
LSU	1/0	3	15	5.0	0	6	0	0	0.0	0	0	1	10	0	10
at MSU	1/1	2	12	6.0	0	10	2	7	3.5	0	5	1	21	0	21
at MIZZ															
<b>TOTAL</b>	<b>10/3</b>	<b>29</b>	<b>492</b>	<b>17.0</b>	<b>4</b>	<b>57</b>	<b>11</b>	<b>55</b>	<b>5.5</b>	<b>1</b>	<b>14</b>	<b>11</b>	<b>70</b>	<b>0</b>	<b>21</b>



## GAME NOTES



### BROOKS ELLIS

Senior | Linebacker

6-2 | 245

Fayetteville, Ark. | Fayetteville HS

51

### QUICK HITS

- William V. Campbell Trophy finalist.
- Wuerffel Trophy semifinalist.
- CoSIDA Academic All-District team.
- Leads the team and is tied for ninth in the SEC in total tackles (75).
- Leads the team in TFL (6.0) and is tied for the team lead in solo stops (33).
- Has started 39 career games, the most on the defense and the second-most on the team
- Has started 29 straight games dating back to 2014.
- Has four or more tackles in 19 of his last 20 games, including 11 straight.
- Has made at least one tackle in 39 straight games dating back to 2013.
- Has recorded double-digit tackles seven times in his career.
- Has led the team in tackles nine times in his career, including five this season.
- Has paced all Razorbacks in tackles in three of the last six contests.
- Has recorded at least 0.5 tackles for loss in each of the last three games.
- Gave Arkansas a 13-0 lead at No. 15 TCU in the second quarter with a pick six.
- Led team in tackles (13) at TCU, posting his then-seventh career game with double-digit stops.
- His 13 tackles at TCU equaled the most by an SEC player on the weekend.
- Made eight tackles in the second half and overtime periods at TCU.
- 102 tackles in 2015 led the team and tied for ninth in the SEC.
- 67 of 102 tackles came against SEC opponents, highlighted by a pair of double-figure efforts.
- Led the team in tackles four times in 2015.
- One of two SEC defenders to log 15+ tackles in a conference game twice in 2015.

### SINGLE-GAME CAREER HIGHS


Tackles ..... 15 (2x) last vs. Mississippi State (11/21/15)  
 Tackles For Loss ..... 3.0 at No. 15 TCU (9/10/16)  
 Sacks ..... 1.5 vs. Kansas State (1/2/16)  
 Forced Fumbles ..... 1 (2x) last vs. Texas (12/29/14)  
 Interceptions ..... 1 (4x) last at No. 15 TCU (9/10/16)

### CAREER STATS

	GS	UA	A	ToT	TFL-YDS	SCK-YDS	FF	FR-YDS	INT-YDS	QBH	BRUP
2013	12/4	12	21	33	2.0-3	0.5-1	0	0-0	0-0	0	1
2014	11/11	29	43	72	5.5-13	0.5-4	2	0-0	2-63	2	5
2015	13/13	45	57	102	8.0-26	1.5-12	0	1-4	1-28	5	3
2016	11/11	33	42	75	6.0-20	0.0-0	0	0-0	1-47	3	4
<b>TOTAL</b>	<b>47/39</b>	<b>119</b>	<b>163</b>	<b>282</b>	<b>21.5-62</b>	<b>2.5-17</b>	<b>2</b>	<b>1-4</b>	<b>4-138</b>	<b>10</b>	<b>13</b>

### 2016 GAME-BY-GAME STATS

	GS	UA	A	ToT	TFL-YDS	SCK-YDS	FF	FR-YDS	INT-YDS	QBH	BRUP
LA TECH	1/1	2	4	6	0.0-0	0.0-0	0	0-0	0-0	0	0
at TCU	1/1	8	5	13	3.0-9	0.0-0	0	0-0	1-47	0	0
TX STATE	1/1	4	3	7	1.0-1	0.0-0	0	0-0	0-0	0	1
vs. TAMU	1/1	2	2	4	0.0-0	0.0-0	0	0-0	0-0	1	0
ALCORN	1/1	0	4	4	0.0-0	0.0-0	0	0-0	0-0	0	1
ALA	1/1	4	4	8	0.0-0	0.0-0	0	0-0	0-0	0	1
MISS	1/1	4	5	9	0.0-0	0.0-0	0	0-0	0-0	1	0
at AU	1/1	2	4	6	0.0-0	0.0-0	0	0-0	0-0	0	0
UF	1/1	2	3	5	0.5-1	0.0-0	0	0-0	0-0	1	0
LSU	1/1	3	4	7	0.5-1	0.0-0	0	0-0	0-0	0	0
at MSU	1/1	2	4	6	1.0-8	0.0-0	0	0-0	0-0	0	1
at MIZZ											
<b>TOTAL</b>	<b>11/11</b>	<b>33</b>	<b>42</b>	<b>75</b>	<b>6.0-20</b>	<b>0.0-0</b>	<b>0</b>	<b>0-0</b>	<b>1-47</b>	<b>3</b>	<b>4</b>



### DWAYNE EUGENE

Junior | Linebacker

6-1 | 235

Marrero, La. | Archbishop Rummel HS

35

### QUICK HITS

- Started at WLB each of the last five games in place of Dre Greenlaw.
- Has 29 total tackles since entering the starting lineup.
- Has led the team or tied for the team lead in tackles in three of the last four games.
- Pulled in his first career INT against No. 1 Alabama.
- Recorded two QB hurries against No. 12 Ole Miss for the first time in his career.
- Totaled a career-high 10 tackles against No. 24 LSU.
- Recorded his first tackle for loss and recovered his first career fumble against No. 24 LSU.
- His two QBHs are T-4th on the team.

### SINGLE-GAME CAREER HIGHS

Tackles ..... 8 vs. No. 24 LSU (11/12/16)  
 Tackles For Loss ..... 1.0 vs. No. 24 LSU (11/12/16)  
 Interceptions ..... 1 vs. No. 1 Alabama (10/8/16)  
 QB Hurries ..... 2 vs. No. 12 Ole Miss (10/15/16)

### CAREER STATS

	GS	UA	A	ToT	TFL-YDS	SCK-YDS	FF	FR-YDS	INT-YDS	QBH	BRUP
2014	13/0	1	5	6	0.0-0	0.0-0	0	0-0	0-0	0	0
2015	9/1	3	11	14	0.0-0	0.0-0	0	0-0	0-0	0	0
2016	11/5	15	20	35	1.0-1	0.0-0	0	1-0	1-8	2	0
<b>TOTAL</b>	<b>33/6</b>	<b>19</b>	<b>36</b>	<b>55</b>	<b>1.0-1</b>	<b>0.0-0</b>	<b>0</b>	<b>1-0</b>	<b>1-8</b>	<b>2</b>	<b>0</b>

### 2016 GAME-BY-GAME STATS

	GS	UA	A	ToT	TFL-YDS	SCK-YDS	FF	FR-YDS	INT-YDS	QBH	BRUP
LA TECH	1/0	0	0	0	0.0-0	0.0-0	0	0-0	0-0	0	0
at TCU	1/0	0	0	0	0.0-0	0.0-0	0	0-0	0-0	0	0
TX STATE	1/0	0	2	2	0.0-0	0.0-0	0	0-0	0-0	0	0
vs. TAMU	1/0	0	0	0	0.0-0	0.0-0	0	0-0	0-0	0	0
ALCORN	1/0	1	0	1	0.0-0	0.0-0	0	0-0	0-0	0	0
ALA	1/0	1	2	3	0.0-0	0.0-0	0	0-0	1-8	0	0
MISS	1/1	1	2	3	0.0-0	0.0-0	0	0-0	0-0	2	0
at AU	1/1	4	4	8	0.0-0	0.0-0	0	0-0	0-0	0	0
UF	1/1	3	2	5	0.0-0	0.0-0	0	0-0	0-0	0	0
LSU	1/1	4	6	10	1.0-1	0.0-0	0	1-0	0-0	0	0
at MSU	1/1	1	2	3	0.0-0	0.0-0	0	0-0	0-0	0	0
at MIZZ											
<b>TOTAL</b>	<b>11/5</b>	<b>15</b>	<b>20</b>	<b>35</b>	<b>1.0-1</b>	<b>0.0-0</b>	<b>0</b>	<b>1-0</b>	<b>1-8</b>	<b>2</b>	<b>0</b>

**DRE GREENLAW**

Sophomore | Linebacker  
6-0 | 226  
Fayetteville, Ark. | Fayetteville HS

**23****QUICK HITS**

- Left the Alabama game with a foot contusion and his return this season is questionable.
- Started 17 straight games prior to missing the Ole Miss game.
- Has made double-digit tackles five times in his career.
- Has led the team in tackles in 7 of 19 games played.
- Led team in tackles against Texas A&M (11).
- Finished second on the team in tackles vs. Texas State (6).
- Tied for the team lead in tackles with seven and made his first career INT vs. LA Tech.
- Only player to win SEC Freshman of the Week twice in 2015.
- Finished fifth nationally among FBS freshmen and tops among SEC rookies in tackles in 2015.
- Ranked 17th in the SEC in total tackles in 2015.
- Made a team-high 69 tackles in SEC action and averaged 9.8 tackles in SEC road games in 2015.
- Put together four double-digit tackle performances last season.
- Combined for 150 tackles with Brooks Ellis over the last nine games of the 2015 season.

**SINGLE-GAME CAREER HIGHS**

Tackles	16 vs. Auburn (10/24/15)
Tackles For Loss	1.5 vs. No. 10 Texas A&M (9/24/16)
Sacks	1.0 at No. 9 LSU (11/14/15)
Forced Fumbles	1 (3x) last vs. No. 1 Alabama (10/8/16)
Interceptions	1 vs. Louisiana Tech (9/3/16)

**CAREER STATS**

	GS	UA	A	ToT	TFL-YDS	SCK-YDS	FF	FR-YDS	INT-YDS	QBH	BRUP
2015	13/11	46	49	95	3.5-20	1.0-14	3	0-0	0-0	1	1
2016	6/6	21	16	37	1.5-3	0.0-0	1	2-0	1-3	1	0
<b>TOTAL</b>	<b>19/17</b>	<b>67</b>	<b>65</b>	<b>132</b>	<b>5.0-23</b>	<b>1.0-14</b>	<b>4</b>	<b>2-0</b>	<b>1-3</b>	<b>2</b>	<b>1</b>

**2016 GAME-BY-GAME STATS**

	GS	UA	A	ToT	TFL-YDS	SCK-YDS	FF	FR-YDS	INT-YDS	QBH	BRUP
LA TECH	1/1	2	5	7	0.0-0	0.0-0	0	0-0	1-3	0	0
at TCU	1/1	4	4	8	0.0-0	0.0-0	0	1-0	0-0	0	0
TX STATE	1/1	5	1	6	0.0-0	0.0-0	0	0-0	0-0	0	0
vs. TAMU	1/1	7	4	11	1.5-3	0.0-0	0	1-0	0-0	0	0
ALCORN	1/1	1	2	3	0.0-0	0.0-0	0	0-0	0-0	1	0
ALA	1/1	2	0	2	0.0-0	0.0-0	1	0-0	0-0	0	0
MISS	-	-	-	-	-	-	-	-	-	-	-
at AU	-	-	-	-	-	-	-	-	-	-	-
UF	-	-	-	-	-	-	-	-	-	-	-
LSU	-	-	-	-	-	-	-	-	-	-	-
at MSU	-	-	-	-	-	-	-	-	-	-	-
at MIZZ	-	-	-	-	-	-	-	-	-	-	-
<b>TOTAL</b>	<b>6/6</b>	<b>21</b>	<b>16</b>	<b>37</b>	<b>1.5-3</b>	<b>0.0-0</b>	<b>1</b>	<b>2-0</b>	<b>1-3</b>	<b>1</b>	<b>0</b>

**KEON HATCHER**

Senior | Wide Receiver  
6-2 | 207  
Owasso, Okla. | Owasso HS

**4****QUICK HITS**

- 26 of his 35 catches have resulted in a first down or TD.
- Has a catch for a first down in 28 of the last 29 games dating back to 2013.
- Has two first-down grabs on fourth down.
- T-4th in school history in career TD receptions (18).
- Has a TD catch in 15 career games, including five of the last nine played.
- Ranks 2nd on the team and 15th in the SEC in receiving yards (532).
- Ranks 2nd on the team, and 20th in the SEC in receptions (35).
- Leads team and is T-6th in the SEC in receiving TDs (7).
- 2nd in the SEC in red zone TD catches (7).
- Tied for the most in the SEC in third-down TD catches (3).
- T-3rd in the SEC in TD catches against SEC opponents (5).
- T-7th in the SEC in receptions of 15+ yards (16).
- 13th in the SEC in receiving yards/game (53.2).
- Ranks 12th in the SEC in first-half yards receiving (362) and T-4th in TD catches (4).
- T-4th in the SEC in fourth quarter touchdown receptions (2).
- Eclipsed 1,500 career yards receiving with a team-best 81 on seven grabs at No. 21 Auburn.
- Hauled in the team's longest catch of the season (73 yards) against Texas State.
- Missed the Alcorn State game with a sore hamstring.
- Hit the triple-digit mark in career receptions against No. 10 Texas A&M.
- Returned in 2016 with team bests in receptions (6) and yards (86) in the season opener.
- Suffered a season-ending foot injury in 2015.
- Eclipsed 100-yards receiving for the second time in his career against UTEP in 2015.
- Also had his first multi-TD catch game with two vs. UTEP (6 catches, 106 yards, 2 TD).
- Hauled in 10 of his 13 receptions in 2015 during the first half for 160 yards.
- 10 of 13 catches in 2015 resulted in a first down.

**SINGLE-GAME CAREER HIGHS**

Receptions	7 (4x) last at No. 21 Auburn (10/22/16)
Receiving Yards	107 vs. Northern Illinois (9/20/14)
Receiving TDs	2 (3x) last vs. at Mississippi State (11/20/16)
Rushing Yards	82 vs. Nicholls State (9/6/14)
Rushing TDs	1 vs. Nicholls State (9/6/14)

**CAREER STATS**

	RECEIVING						RUSHING				
	GS	REC	YDS	AVG	TD	LNG	ATT	YDS	AVG	TD	LNG
2012	10/0	3	21	7.0	1	12	0	0	0.0	0	0
2013	10/6	27	346	12.8	2	43	11	140	12.7	0	50
2014	13/12	43	558	13.0	6	50	5	112	22.4	1	82
2015	2/2	13	198	15.2	2	38	1	0	0.0	0	0
2016	10/6	35	532	15.2	7	73	3	3	1.0	0	6
<b>TOTAL</b>	<b>45/26</b>	<b>121</b>	<b>1,655</b>	<b>13.7</b>	<b>18</b>	<b>73</b>	<b>20</b>	<b>255</b>	<b>12.8</b>	<b>1</b>	<b>82</b>

**2016 GAME-BY-GAME STATS**

	RECEIVING						RUSHING				
	GS	REC	YDS	AVG	TD	LNG	ATT	YDS	AVG	TD	LNG
LA TECH	1/0	6	86	14.3	0	18	0	0	0.0	0	0
at TCU	1/0	2	22	11.0	1	16	0	0	0.0	0	0
TX STATE	1/1	3	96	32.0	1	73	0	0	0.0	0	0
vs. TAMU	1/1	3	77	25.7	1	44	1	-5	-5.0	0	0
ALCORN	-	-	-	-	-	-	-	-	-	-	-
ALA	1/0	4	39	9.8	2	16	0	0	0.0	0	0
MISS	1/0	3	34	11.3	0	13	2	8	4.0	0	6
at AU	1/1	7	81	11.6	0	17	0	0	0.0	0	0
UF	1/1	1	6	6.0	0	6	0	0	0.0	0	0
LSU	1/1	2	26	13.0	0	19	0	0	0.0	0	0
at MSU	1/1	4	65	16.3	2	33	0	0	0.0	0	0
at MIZZ	-	-	-	-	-	-	-	-	-	-	-
<b>TOTAL</b>	<b>10/6</b>	<b>35</b>	<b>532</b>	<b>15.2</b>	<b>7</b>	<b>73</b>	<b>3</b>	<b>3</b>	<b>1.0</b>	<b>0</b>	<b>6</b>



## GAME NOTES



### CODY HOLLISTER

Senior | Wide Receiver  
6-4 | 209

Bend, Ore. | Mountain View HS/Arizona Western



### TAIWAN JOHNSON

Senior | Defensive Lineman  
6-2 | 284  
Manvel, Texas | Manvel HS

# 94

### QUICK HITS

- Has a reception in five games this season.
- Has multiple catches in three games this season.
- Hauled in a season-high three grabs vs. Texas State.
- Scored his first career rushing TD from 48-yards out against Alcorn State.
- Made two tackles vs. No. 1 Alabama and No. 12 Ole Miss.
- Recovered a fumble vs. No. 10 Texas A&M and No. 24 LSU.

### SINGLE-GAME CAREER HIGHS

Receptions ..... 4 vs. Toledo (9/12/15)  
Receiving Yards ..... 65 vs. Toledo (9/12/15)  
Receiving TDs ..... 1 vs. Nicholls (9/7/14)  
Attempts ..... 2 vs. Alcorn State (10/1/16)  
Rush Yards ..... 48 vs. Alcorn State (10/1/16)  
Rush TDs ..... 1 vs. Alcorn State (10/1/16)

### CAREER STATS

	RECEIVING							RUSHING				
	GS	REC	YDS	AVG	TD	LNG	ATT	YDS	AVG	TD	LNG	
2014	13/7	13	137	10.5	1	18	0	0	0.0	0	0	0
2015	5/1	4	65	16.3	0	22	0	0	0.0	0	0	0
2016	11/4	10	140	14.0	0	37	2	48	24.0	1	26	26
<b>TOTAL</b>	<b>29/12</b>	<b>27</b>	<b>342</b>	<b>12.7</b>	<b>1</b>	<b>37</b>	<b>2</b>	<b>48</b>	<b>24.0</b>	<b>1</b>	<b>26</b>	<b>26</b>

### 2016 GAME-BY-GAME STATS

	RECEIVING							RUSHING				
	GS	REC	YDS	AVG	TD	LNG	ATT	YDS	AVG	TD	LNG	
LA TECH	1/1	0	0	0.0	0	0	0	0	0.0	0	0	0
at TCU	1/0	0	0	0.0	0	0	0	0	0.0	0	0	0
TX STATE	1/0	3	38	12.7	0	19	0	0	0.0	0	0	0
vs. TAMU	1/0	3	39	13.0	0	19	0	0	0.0	0	0	0
ALCORN	1/1	0	0	0.0	0	0	2	48	24.0	1	26	26
ALA	1/1	2	43	21.5	0	37	0	0	0.0	0	0	0
MISS	1/1	1	19	19.0	0	19	0	0	0.0	0	0	0
at AU	1/0	0	0	0.0	0	0	0	0	0.0	0	0	0
UF	1/0	0	0	0.0	0	0	0	0	0.0	0	0	0
LSU	1/0	1	1	1.0	0	1	0	0	0.0	0	0	0
at MSU	1/0	0	0	0.0	0	0	0	0	0.0	0	0	0
at MIZZ												
<b>TOTAL</b>	<b>11/4</b>	<b>10</b>	<b>140</b>	<b>14.0</b>	<b>0</b>	<b>37</b>	<b>2</b>	<b>48</b>	<b>24.0</b>	<b>1</b>	<b>26</b>	<b>26</b>

### QUICK HITS

- Has started 37 straight games, the longest streak on defense and second-longest on the team.
- Ranks seventh on the team with 3.5 TFL.
- Has recorded at least a 0.5 TFL in five games this season.
- Has made at least a half-sack in six career games, including three of his last 12.
- Has recorded a tackle in 20 of his last 24 contests played, including 10 of 11 games this season.
- Had a QBH that forced an interception returned for a TD at TCU.
- His 24 tackles in 2015 tied for fourth among Arkansas DL.
- Made a tackle for loss in three straight games last season.
- Recorded 4.5 sacks as a sophomore in 2014.

### SINGLE-GAME CAREER HIGHS


Tackles ..... 8 vs. Mississippi State (11/21/15)  
Tackles For Loss ..... 3.0 vs. Nicholls State (9/6/14)  
Sacks ..... 2.5 vs. Nicholls State (9/6/14)  
QB Hurries ..... 1 (3x) last at No. 15 TCU (9/10/16)

### CAREER STATS

	GS	UA	A	ToT	TFL-YDS	SCK-YDS	FF	FR-YDS	INT-YDS	QBH	BRUP
2013	3/0	1	3	4	0.0-0	0.0-0	0	0-0	0-0	0	0
2014	13/13	15	11	26	8.0-45	4.5-35	0	2-0	0-0	1	0
2015	13/13	12	16	28	5.0-16	1.5-4	0	1-15	0-0	1	2
2016	11/11	5	16	21	3.5-14	1.0-5	0	0-0	0-0	2	1
<b>TOTAL</b>	<b>40/37</b>	<b>33</b>	<b>46</b>	<b>79</b>	<b>16.5-75</b>	<b>7.0-44</b>	<b>0</b>	<b>3-15</b>	<b>0-0</b>	<b>4</b>	<b>3</b>

### 2016 GAME-BY-GAME STATS

	GS	UA	A	ToT	TFL-YDS	SCK-YDS	FF	FR-YDS	INT-YDS	QBH	BRUP
LA TECH	1/1	1	0	1	1.0-5	1.0-5	0	0-0	0-0	0	0
at TCU	1/1	2	1	3	0.0-0	0.0-0	0	0-0	0-0	1	0
TSU	1/1	0	1	1	0.0-0	0.0-0	0	0-0	0-0	0	0
vs. TAMU	1/1	1	4	5	0.5-3	0.0-0	0	0-0	0-0	0	0
ASU	1/1	0	1	1	0.5-2	0.0-0	0	0-0	0-0	0	0
ALA	1/1	1	1	2	1.0-4	0.0-0	0	0-0	0-0	0	0
MISS	1/1	0	2	2	0.0-0	0.0-0	0	0-0	0-0	1	0
at AU	1/1	0	2	2	0.0-0	0.0-0	0	0-0	0-0	0	0
UF	1/1	0	2	2	0.5-0	0.0-0	0	0-0	0-0	0	0
LSU	1/1	0	2	2	0.0-0	0.0-0	0	0-0	0-0	0	1
at MSU	1/1	0	0	0	0.0-0	0.0-0	0	0-0	0-0	0	0
at MIZZ											
<b>TOTAL</b>	<b>11/11</b>	<b>5</b>	<b>16</b>	<b>21</b>	<b>3.5-14</b>	<b>1.0-5</b>	<b>0</b>	<b>0-0</b>	<b>0-0</b>	<b>2</b>	<b>1</b>



## JEREMIAH LEDBETTER

Senior | Defensive Lineman  
6-3 | 280

Orlando, Fla. | Gainesville HS (Ga.) / Hutchinson CC (Kan.)

55

## QUICK HITS

- Has started 23 straight games.
- Leads the team with 4.0 sacks and is tied for second on the team with 5.0 TFL.
- Has logged at least a half-sack in five games this season.
- Has recorded at least a half-sack in seven of the last 15 games dating back to last season.
- Ranks third on the team with 43 tackles.
- Notched a sack on third down at the 1:50 mark in the fourth quarter against Ole Miss.
- Has recorded four or more stops in 14 of his 24 career games played.
- Forced a fumble for the first time in his career at No. 15 TCU.

## SINGLE-GAME CAREER HIGHS

Tackles ..... 8 vs. UTEP (9/5/15)  
Tackles For Loss ..... 2.5 vs. Auburn (10/24/15)  
Sacks ..... 1.5 vs. Texas State (9/17/16)  
Forced Fumbles ..... 1 at No. 15 TCU (9/10/16)

## CAREER STATS

	GS	UA	A	ToT	TFL-YDS	SCK-YDS	FF	FR-YDS	INT-YDS	QBH	BRUP
2015	13/12	24	31	55	7.5-27	2.0-14	0	0-0	0-0	3	1
2016	11/11	14	29	43	5.0-36	4.0-34	1	0-0	0-0	1	2
<b>TOTAL</b>	<b>24/23</b>	<b>38</b>	<b>60</b>	<b>98</b>	<b>12.5-63</b>	<b>6.0-48</b>	<b>1</b>	<b>0-0</b>	<b>0-0</b>	<b>4</b>	<b>3</b>

## 2016 GAME-BY-GAME STATS

	GS	UA	A	ToT	TFL-YDS	SCK-YDS	FF	FR-YDS	INT-YDS	QBH	BRUP
LA TECH	1/1	2	4	6	0.5-5	0.5-5	0	0-0	0-0	0	0
at TCU	1/1	3	4	7	0.5-3	0.5-3	1	0-0	0-0	0	0
TX STATE	1/1	3	1	4	1.5-15	1.5-15	0	0-0	0-0	0	2
vs. TAMU	1/1	1	2	3	0.0-0	0.0-0	0	0-0	0-0	0	0
ALCORN	1/1	1	0	1	0.0-0	0.0-0	0	0-0	0-0	0	0
ALA	1/1	0	2	2	0.0-0	0.0-0	0	0-0	0-0	0	0
MISS	1/1	1	4	5	1.5-8	1.0-8	0	0-0	0-0	0	0
at AU	1/1	1	2	3	0.0-0	0.0-0	0	0-0	0-0	0	0
UF	1/1	0	4	4	1.0-5	0.5-3	0	0-0	0-0	1	0
LSU	1/1	2	3	5	0.0-0	0.0-0	0	0-0	0-0	0	0
at MSU	1/1	0	3	3	0.0-0	0.0-0	0	0-0	0-0	0	0
at MIZZ											
<b>TOTAL</b>	<b>11/11</b>	<b>14</b>	<b>29</b>	<b>43</b>	<b>5.0-36</b>	<b>4.0-34</b>	<b>1</b>	<b>0-0</b>	<b>0-0</b>	<b>1</b>	<b>2</b>



## JOSH LIDDELL

Junior | Defensive Back  
6-1 | 210

Pine Bluff, Ark. | Dollarway Senior HS

28

## QUICK HITS

- Has started 18 straight games
- Ranks second on the team and leads the secondary in tackles (56).
- Matched his career high in tackles against No. 12 Ole Miss (9).
- Has led or tied for the team lead in tackles in two of the last five games.
- 46 of 56 tackles have come through the last eight games.
- Tied for the team lead with two interceptions.
- Made his first INT of the season, third of his career, against Alcorn State.
- Made his second INT of the season, four of his career, against No. 10 Florida.
- Broke up a pass that led to an interception returned for a touchdown against No. 10 Florida.
- Has logged at least eight tackles six times during his career.
- Ranked sixth on the team in tackles in 2015 with 52.
- Tallied 1.5 tackles for loss, forced one fumble and broke up three passes in 2015.
- Tied for the team lead in interceptions with two last season.

## SINGLE-GAME CAREER HIGHS

Tackles ..... 9 (3x) last vs. No. 12 Ole Miss (10/15/16)  
Tackles For Loss ..... 1.0 (3x) last vs. Alcorn State (10/1/16)  
Forced Fumbles ..... 1 (2x) last vs. No. 12 Ole Miss (10/15/16)  
Interceptions ..... 1 (4x) last vs. No. 10 Florida (11/5/16)  
Pass Breakups ..... 2 vs. Auburn (10/24/15)

## CAREER STATS

	GS	UA	A	ToT	TFL-YDS	SCK-YDS	FF	FR-YDS	INT-YDS	QBH	BRUP
2014	12/2	4	8	12	0.0-0	0.0-0	0	0-0	0-0	0	1
2015	13/10	28	24	52	1.5-2	0.0-0	1	0-0	2-0	0	3
2016	11/11	33	23	56	2.0-8	0.0-0	1	0-0	2-2	0	4
<b>TOTAL</b>	<b>36/23</b>	<b>65</b>	<b>55</b>	<b>120</b>	<b>3.5-10</b>	<b>0.0-0</b>	<b>2</b>	<b>0-0</b>	<b>4-2</b>	<b>0</b>	<b>8</b>

## 2016 GAME-BY-GAME STATS

	GS	UA	A	ToT	TFL-YDS	SCK-YDS	FF	FR-YDS	INT-YDS	QBH	BRUP
LA TECH	1/1	3	2	5	0.0-0	0.0-0	0	0-0	0-0	0	0
at TCU	1/1	1	2	3	0.0-0	0.0-0	0	0-0	0-0	0	0
TX STATE	1/1	0	2	2	0.0-0	0.0-0	0	0-0	0-0	0	0
vs. TAMU	1/1	3	1	4	1.0-3	0.0-0	0	0-0	0-0	0	1
ALCORN	1/1	4	2	6	1.0-5	0.0-0	0	0-0	1-2	0	0
ALA	1/1	2	2	4	0.0-0	0.0-0	0	0-0	0-0	0	0
MISS	1/1	8	1	9	0.0-0	0.0-0	1	0-0	0-0	0	1
at AU	1/1	4	4	8	0.0-0	0.0-0	0	0-0	0-0	0	0
UF	1/1	1	1	2	0.0-0	0.0-0	0	0-0	1-0	0	1
LSU	1/1	4	4	8	0.0-0	0.0-0	0	0-0	0-0	0	0
at MSU	1/1	3	2	5	0.0-0	0.0-0	0	0-0	0-0	0	1
at MIZZ											
<b>TOTAL</b>	<b>11/11</b>	<b>33</b>	<b>23</b>	<b>56</b>	<b>2.0-8</b>	<b>0.0-0</b>	<b>1</b>	<b>0-0</b>	<b>2-2</b>	<b>0</b>	<b>4</b>



## GAME NOTES



### ADAM MCFAIN

Senior | Kicker  
6-0 | 187

Greenwood, Ark. | Greenwood HS

# 48

### QUICK HITS

- Booted through a career-high 54-yard FG at No. 21 Auburn.
- It was the first 50-yard FG since Zach Hocker (54 yards) in 2013.
- The 54-yard FG tied for the 8th-longest in school history.
- It is also tied for the 4th-longest this season in the FBS and 2nd-longest in the SEC.

### SINGLE-GAME CAREER HIGHS

Field Goals Made ..... 3 vs. No. 8 Ole Miss (11/22/14)  
Longest Field Goal ..... 54 at No. 21 Auburn (10/22/16)  
PATs Made ..... 6 vs. UAB (10/25/14)

### CAREER STATS

	GP	FGM-FGA	LNG	PATs	PTs
2014	10	7-10	49	20	41
2015	3	0-0	0	0	0
2016	9	7-8	54	17	38
<b>TOTAL</b>	<b>22</b>	<b>14-18</b>	<b>54</b>	<b>37</b>	<b>79</b>

### 2016 GAME-BY-GAME STATS

	GP	FGM-FGA	LNG	PATs	PTs
LA TECH	1	0-0	0	0	0
at TCU	-	-	-	-	-
TX STATE	-	-	-	-	-
vs. TAMU	1	0-0	0	0	0
ALCORN	1	0-0	0	0	0
ALA	1	1-1	25	3	6
MISS	1	2-2	43	4	10
at AU	1	1-1	54	0	3
UF	1	1-1	36	4	7
LSU	1	1-1	24	1	4
at MSU	1	1-2	34	5	8
at MIZZ	-	-	-	-	-
<b>TOTAL</b>	<b>9</b>	<b>7-8</b>	<b>54</b>	<b>17</b>	<b>38</b>



### DREW MORGAN

Senior | Wide Receiver  
6-0 | 193

Greenwood, Ark. | Greenwood HS

# 80

### QUICK HITS

- Biletnikoff Award candidate.
- Leads team and ranks 6th in the SEC in receptions (55).
- T-2nd in the SEC in first-down receptions (35).
- Has a reception in 25 straight games dating back to 2014.
- Leads the team and 11th in the SEC in receiving yards (610).
- 85 of his 128 career receptions have resulted in a first down.
- Has 3+ catches in 13 of his last 14 games dating back to 2015.
- Has 5+ catches in a game a team-best 13 times since the start of 2015.
- Tied for second in the SEC and 17th nationally in TD receptions in 2015.
- His 10 scores equaled the third-most in program single-season history.
- 10 TDs also led the SEC during the regular season.
- Led the SEC with eight receiving touchdowns in conference play, including four on the road.
- Reached the end zone in seven contests.
- Became the first Hog since 2011 to have three 100-yard games in SEC play in a single season.
- First player in school history with consecutive 100-yard games in SEC play away from home.

### SINGLE-GAME CAREER HIGHS

Receptions ..... 9 (2x) last vs No. 10 Texas A&M (9/24/16)  
Receiving Yards ..... 155 vs. No. 14 Texas A&M (9/26/15)  
Receiving TDs ..... 3 at No. 18 Ole Miss (11/7/15)

### CAREER STATS

	RECEIVING						RUSHING					
	GS	REC	YDS	AVG	TD	LNG	ATT	YDS	AVG	TD	LNG	
2013	10/0	0	0	0.0	0	0	0	0	0.0	0	0	
2014	13/0	10	181	18.1	1	44	0	0	0.0	0	0	
2015	13/10	63	843	13.4	10	52	4	20	5.0	0	9	
2016	11/8	55	610	11.1	3	34	2	-4	-2.0	0	2	
TOTAL	47/18	128	1,634	12.8	14	52	6	16	2.7	0	9	

### 2016 GAME-BY-GAME STATS

	RECEIVING						RUSHING				
	GS	REC	YDS	AVG	TD	LNG	ATT	YDS	AVG	TD	LNG
LA TECH	1/1	5	47	9.4	0	18	0	0	0.0	0	0
at TCU	1/1	7	93	13.3	1	24	0	0	0.0	0	0
TX STATE	1/0	3	28	9.3	0	15	0	0	0.0	0	0
vs. TAMU	1/1	9	86	9.6	0	21	0	0	0.0	0	0
ALCORN	1/1	4	47	11.8	0	17	0	0	0.0	0	0
ALA	1/1	5	43	8.6	0	23	1	-6	-6.0	0	0
MISS	1/0	4	34	8.5	1	13	0	0	0.0	0	0
at AU	1/1	4	42	10.5	0	19	0	0	0.0	0	0
UF	1/1	7	95	13.6	1	21	0	0	0.0	0	0
LSU	1/1	1	4	4.0	0	4	1	2	2.0	0	2
at MSU	1/0	6	91	15.2	0	34	0	0	0.0	0	0
at MIZZ											
TOTAL	11/8	55	610	11.1	3	34	2	-4	-2.0	0	2


**RYAN PULLEY**

Sophomore | Defensive Back  
5-11 | 198  
Fort Myers, Fla. | Island Coast HS

**11**
**QUICK HITS**

- Has started each of the 10 nine games.
- Tied for the SEC lead and ranks T-24th in the FBS in pass breakups (10).
- 1 of 2 players in the SEC and 1 of 34 players nationally with 10 PBUs and at least one INT.
- Picked off a pass and returned it 25 yards for a TD against Texas State.
- Totaled a career-high five tackles against No. 12 Ole Miss and No. 24 LSU.

**SINGLE-GAME CAREER HIGHS**

Tackles .....5 (2x) vs. No. 24 LSU (11/12/16)  
Tackles For Loss .....0.5 vs. No. 24 LSU (11/12/16)  
Interceptions .....1 (2x) last vs. Texas State (9/17/16)  
Pass Breakups .....3 at No. 15 TCU (9/10/16)

**CAREER STATS**

	GS	UA	A	ToT	TFL-YDS	SCK-YDS	FF	FR-YDS	INT-YDS	QBH	BRUP
2015	10/1	6	4	10	0.0-0	0.0-0	0	0-0	1-8	0	2
2016	11/10	26	10	36	0.5-0	0.0-0	0	1-0	1-25	0	10
<b>TOTAL</b>	<b>21/11</b>	<b>32</b>	<b>14</b>	<b>46</b>	<b>0.5-0</b>	<b>0.0-0</b>	<b>0</b>	<b>1-0</b>	<b>2-33</b>	<b>0</b>	<b>12</b>

**2016 GAME-BY-GAME STATS**

	GS	UA	A	ToT	TFL-YDS	SCK-YDS	FF	FR-YDS	INT-YDS	QBH	BRUP
LA TECH	1/0	2	0	2	0.0-0	0.0-0	0	0-0	0-0	0	1
at TCU	1/1	4	0	4	0.0-0	0.0-0	0	0-0	0-0	0	3
TX STATE	1/1	3	0	3	0.0-0	0.0-0	0	0-0	1-25	0	1
vs. TAMU	1/1	2	2	4	0.0-0	0.0-0	0	0-0	0-0	0	1
ALCORN	1/1	1	3	4	0.0-0	0.0-0	0	0-0	0-0	0	1
ALA	1/1	3	0	3	0.0-0	0.0-0	0	1-0	0-0	0	0
MISS	1/1	5	0	5	0.0-0	0.0-0	0	0-0	0-0	0	2
at AU	1/1	1	1	2	0.0-0	0.0-0	0	0-0	0-0	0	1
UF	1/1	1	0	1	0.0-0	0.0-0	0	0-0	0-0	0	0
LSU	1/1	2	3	5	0.5-0	0.0-0	0	0-0	0-0	0	0
at MSU	1/1	2	1	3	0.0-0	0.0-0	0	0-0	0-0	0	0
at MIZZ											
<b>TOTAL</b>	<b>11/10</b>	<b>26</b>	<b>10</b>	<b>36</b>	<b>0.5-0</b>	<b>0.0-0</b>	<b>0</b>	<b>1-0</b>	<b>1-25</b>	<b>0</b>	<b>10</b>


**SANTOS RAMIREZ**

Sophomore | Defensive Back  
6-2 | 205  
Shreveport, La. | Evangel Christian Academy

**9**
**QUICK HITS**

- T-2nd among Arkansas DBs and T-5th on the team in tackles (38).
- Tied for the team lead in tackles against LA Tech and No. 10 Florida.
- Made at least five tackles in five of 10 games played this season.
- T-2nd on the team with two forced fumbles.
- Totaled a career-high seven tackles against LA Tech.
- All five tackles at TCU were of the solo variety.
- Missed the Alcorn State game with a knee injury.
- Forced a fumble on what would be No. 12 Ole Miss' last play of the game.
- Picked off a pass and returned it 24 yards for a TD against No. 10 Florida.
- 50 of his 73 career tackles have been solo stops.
- Totaled 35 tackles and one interception in 2015.

**SINGLE-GAME CAREER HIGHS**

Tackles .....7 (2x) last vs. Louisiana Tech (9/3/16)  
Interceptions .....1 (2x) vs. No. 10 Florida (11/5/16)  
Forced Fumbles .....1 (2x) last vs. No. 12 Ole Miss (10/15/16)  
Pass Breakups .....2 vs. No. 14 Texas A&M (9/26/15)

**CAREER STATS**

	GS	UA	A	ToT	TFL-YDS	SCK-YDS	FF	FR-YDS	INT-YDS	QBH	BRUP
2015	12/3	22	13	35	0.0-0	0.0-0	0	0-0	1-18	0	3
2016	10/7	28	10	38	0.0-0	0.0-0	2	0-0	1-24	0	2
<b>TOTAL</b>	<b>22/10</b>	<b>50</b>	<b>23</b>	<b>73</b>	<b>0.0-0</b>	<b>0.0-0</b>	<b>2</b>	<b>0-0</b>	<b>2-42</b>	<b>0</b>	<b>5</b>

**2016 GAME-BY-GAME STATS**

	GS	UA	A	ToT	TFL-YDS	SCK-YDS	FF	FR-YDS	INT-YDS	QBH	BRUP
LA TECH	1/1	4	3	7	0.0-0	0.0-0	0	0-0	0-0	0	0
at TCU	1/1	5	0	5	0.0-0	0.0-0	0	0-0	0-0	0	1
TX STATE	1/1	1	1	2	0.0-0	0.0-0	0	0-0	0-0	0	0
vs. TAMU	1/1	4	1	5	0.0-0	0.0-0	1	0-0	0-0	0	0
ALCORN	-	-	-	-	-	-	-	-	-	-	-
ALA	1/0	0	0	0	0.0-0	0.0-0	0	0-0	0-0	0	0
MISS	1/0	3	1	4	0.0-0	0.0-0	1	0-0	0-0	0	1
at AU	1/1	4	2	6	0.0-0	0.0-0	0	0-0	0-0	0	0
UF	1/1	4	1	5	0.0-0	0.0-0	0	0-0	1-24	0	0
LSU	1/1	3	0	3	0.0-0	0.0-0	0	0-0	0-0	0	0
at MSU	1/0	0	1	1	0.0-0	0.0-0	0	0-0	0-0	0	0
at MIZZ											
<b>TOTAL</b>	<b>10/7</b>	<b>28</b>	<b>10</b>	<b>38</b>	<b>0.0-0</b>	<b>0.0-0</b>	<b>2</b>	<b>0-0</b>	<b>1-24</b>	<b>0</b>	<b>2</b>



## GAME NOTES



### DOMINIQUE REED

Senior | Wide Receiver  
6-3 | 175

Camden, Ark. | Fairview HS/Coffeyville CC (Kan.)

3



### JEREMY SPRINKLE

Senior | Tight End  
6-6 | 256

White Hall, Ark. | White Hall HS

83

## QUICK HITS

- Set season highs with three catches for 65 yards and a 51-yard TD catch vs. No. 12 Ole Miss.
- Has the teams two longest TD catches of the season. (51-yard TD vs. No. 12 Ole Miss and 44-yard TD vs. No. 24 LSU)
- Seven of his 10 receptions have resulted in a first down or touchdown this season.
- 28 of his 38 career receptions have resulted in a first down or touchdown.
- Six of his eight career touchdown receptions have been 30 yards or more, including five of 40 yards or more.
- Scored a TD in six straight games in 2015, including all four SEC road games.
- Finished third on the team in receptions (28) and receiving yards (535) in 2015.
- Found the end zone seven times, including six TDs through the air in 2015.
- Finished second in the SEC in yards per reception (19.1) in 2015, good for 19th nationally.
- Tied for second in the SEC with four catches of 50+ yards in 2015.
- Ran for 20 or more yards after the catch on four of his six TD receptions in 2015.
- Turned 21 of his 28 receptions into first downs in 2015.
- Recorded a catch in each of the final 11 games of the 2015 season.

## SINGLE-GAME CAREER HIGHS

Receptions ..... 7 at No. 18 Ole Miss (11/7/15)  
Receiving Yards ..... 105 at No. 18 Ole Miss (11/7/15)  
Receiving TDs ..... 2 at No. 18 Ole Miss (11/7/15)  
Rushing TDs ..... 1 vs. Auburn (10/24/15)

## CAREER STATS

	RECEIVING						RUSHING					KICK RETURN				
	GS	REC	YDS	AVG	TD	LNG	ATT	YDS	AVG	TD	LNG	RET	YDS	TD	LNG	
2015	12/6	28	535	19.1	6	71	4	24	6.0	1	11	10	222	0	40	
2016	11/2	10	196	19.6	2	51	5	26	5.2	0	15	9	161	0	25	
TOTAL	23/8	38	731	19.3	8	71	9	50	5.6	1	15	19	383	0	40	

## 2016 GAME-BY-GAME STATS

	RECEIVING						RUSHING				KICK RETURN				
	GS	REC	YDS	AVG	TD	LNG	ATT	YDS	AVG	TD	LNG	RET	YDS	TD	LNG
LA TECH	1/0	1	6	6.0	0	6	0	0	0.0	0	0	2	42	0	25
at TCU	1/1	1	11	11.0	0	11	2	18	9.0	0	15	4	77	0	22
TX STATE	1/1	2	36	18.0	0	32	1	15	15.0	0	15	2	26	0	13
vs. TAMU	1/0	0	0	0.0	0	0	1	-6	-6.0	0	0	0	0	0	0
ALCORN	1/0	0	0	0.0	0	0	0	0	0.0	0	0	0	0	0	0
ALA	1/0	1	20	20.0	0	20	1	-1	-1.0	0	0	1	16	0	16
MISS	1/0	3	65	21.7	1	51	0	0	0.0	0	0	0	0	0	0
at AU	1/0	0	0	0.0	0	0	0	0	0.0	0	0	0	0	0	0
UF	1/0	0	0	0.0	0	0	0	0	0.0	0	0	0	0	0	0
LSU	1/0	2	58	29.0	1	44	0	0	0.0	0	0	0	0	0	0
at MSU	1/0	0	0	0.0	0	0	0	0	0.0	0	0	0	0	0	0
at MIZZ															
TOTAL	11/2	10	196	19.6	2	51	5	26	5.2	0	15	9	161	0	25

## QUICK HITS

- John Mackey Award candidate.
- Set the school record for career TD catches among tight ends (11) during the Alabama game.
- His 11 career TD catches rank 2nd among active SEC career leaders.
- Has eight TDs in his last 14 games dating back to 2015.
- Ranks 4th among SEC tight ends in both receptions (29) and yards (332).
- Ranks T-2nd in the SEC and T-14th nationally among tight ends with four TD grabs this season.
- 38 of last 56 receptions have resulted in either a first down or a TD dating back to last season.
- 31 of those catches have gone for at least 10 yards, including 13 for 20 yards or more.
- Only SEC tight end and 1 of 2 nationally with a TD catch in each of the first three weeks.
- Caught the eventual game-winning TD against LA Tech.
- Led all SEC tight ends with six receiving TDs in 2015, good for a tie for ninth in the FBS.
- Equaled the program single-game record with three against Mississippi State.
- Three TD catches also tied for the most by an FBS TE in a game in 2015.
- All six TDs in 2015 came over the final seven games of the season.

## SINGLE-GAME CAREER HIGHS

Receptions ..... 6 vs. Mississippi State (11/21/15)  
Receiving Yards ..... 81 vs. Kansas State (1/2/16)  
Receiving TDs ..... 3 vs. Mississippi State (11/21/15)

## CAREER STATS

	RECEIVING						RUSHING				
	GS	REC	YDS	AVG	TD	LNG	ATT	YDS	AVG	TD	LNG
2013	12/2	4	68	17.0	0	44	1	1	1.0	0	1
2014	13/0	7	84	12.0	1	17	0	0	0.0	0	0
2015	13/7	27	389	14.4	6	42	1	4	4.0	0	4
2016	11/10	29	332	11.4	4	31	0	0	0.0	0	0
TOTAL	49/19	67	873	13.0	11	44	2	5	2.5	0	4

## 2016 GAME-BY-GAME STATS

	RECEIVING						RUSHING				
	GS	REC	YDS	AVG	TD	LNG	ATT	YDS	AVG	TD	LNG
LA TECH	1/1	3	19	6.3	1	12	0	0	0.0	0	0
at TCU	1/1	3	58	19.3	1	25	0	0	0.0	0	0
TX STATE	1/1	3	20	6.7	1	10	0	0	0.0	0	0
vs. TAMU	1/1	4	46	11.5	0	23	0	0	0.0	0	0
ALCORN	1/1	2	14	7.0	0	9	0	0	0.0	0	0
ALA	1/1	3	37	12.3	1	24	0	0	0.0	0	0
MISS	1/1	1	5	5.0	0	5	0	0	0.0	0	0
at AU	1/1	1	16	16.0	0	16	0	0	0.0	0	0
UF	1/1	3	51	17.0	0	31	0	0	0.0	0	0
LSU	1/1	4	29	7.3	0	20	0	0	0.0	0	0
at MSU	1/0	2	37	18.5	0	24	0	0	0.0	0	0
at MIZZ											
TOTAL	11/10	29	332	11.4	4	31	0	0	0.0	0	0

**HENRE' TOLIVER**

Junior | Defensive Back

6-1 | 185

Marrero, La. | Archbishop Rummel HS

**5****QUICK HITS**

- Has started 12 of the last 15 games dating back to last season.
- T-2nd among Arkansas DBs and T-5th on the team with 38 tackles.
- Topped the 100-career tackle plateau against No. 12 Ole Miss.
- 78 of 111 career tackles have been solo stops.
- Arkansas' active career leader in INTs (5).
- Helped the Hogs shut out TCU in the first half with three tackles and a pass breakup.
- Finished 4th on the team in tackles at TCU (6).
- Tied for the team lead in tackles (7) against Alcorn State for the first time this season.
- Five of seven tackles against Alcorn State came in the first half.
- Picked off his fifth career pass against No. 12 Ole Miss.
- Has led the team in tackles twice in his career.
- Finished fourth on the team and second among defensive backs in tackles last season (55).
- Ranked second on the team in pass breakups last season (8).

**SINGLE-GAME CAREER HIGHS**

Tackles ..... 8 (2x) last vs. Mississippi State (11/21/15)  
 Tackles For Loss ..... 2.0 vs. UTEP (9/5/15)  
 Interceptions ..... 1 (5x) last vs. Ole Miss (10/15/16)  
 Pass Breakups ..... 2 (4x) last at No. 21 Auburn (10/22/16)

**CAREER STATS**

	GS	UA	A	ToT	TFL-YDS	SCK-YDS	FF	FR-YDS	INT-YDS	QBH	BRUP
2014	11/4	11	7	18	1.0-4	1.0-4	0	0-0	2-46	0	1
2015	13/10	43	12	55	4.0-14	0.0-0	0	0-0	1-12	0	8
2016	11/8	24	14	38	1.0-1	0.0-0	0	0-0	2-70	0	6
<b>TOTAL</b>	<b>35/22</b>	<b>78</b>	<b>33</b>	<b>111</b>	<b>6.0-19</b>	<b>1.0-4</b>	<b>0</b>	<b>0-0</b>	<b>5-128</b>	<b>0</b>	<b>15</b>

**2016 GAME-BY-GAME STATS**

	GS	UA	A	ToT	TFL-YDS	SCK-YDS	FF	FR-YDS	INT-YDS	QBH	BRUP
LA TECH	1/1	2	2	4	1.0-1	0.0-0	0	0-0	0-0	0	0
at TCU	1/1	4	2	6	0.0-0	0.0-0	0	0-0	0-0	0	1
TX STATE	1/1	1	0	1	0.0-0	0.0-0	0	0-0	0-0	0	0
vs. TAMU	1/1	3	1	4	0.0-0	0.0-0	0	0-0	0-0	0	2
ALCORN	1/1	4	3	7	0.0-0	0.0-0	0	0-0	1-70	0	0
ALA	1/1	2	1	3	0.0-0	0.0-0	0	0-0	0-0	0	0
MISS	1/1	2	2	4	0.0-0	0.0-0	0	0-0	1-0	0	0
at AU	1/1	2	1	3	0.0-0	0.0-0	0	0-0	0-0	0	2
UF	1/0	1	0	1	0.0-0	0.0-0	0	0-0	0-0	0	1
LSU	1/0	0	0	0	0.0-0	0.0-0	0	0-0	0-0	0	0
at MSU	1/0	3	2	5	0.0-0	0.0-0	0	0-0	0-0	0	0
at MIZZ											
<b>TOTAL</b>	<b>11/8</b>	<b>24</b>	<b>14</b>	<b>38</b>	<b>1.0-1</b>	<b>0.0-0</b>	<b>0</b>	<b>0-0</b>	<b>2-70</b>	<b>0</b>	<b>6</b>

**DEVWAH WHALEY**

Freshman | Running Back

5-10 | 226

Beaumont, Texas | Central HS

**21****QUICK HITS**

- Has rushed for 50+ yards in six games.
- 75-yard TD run is Arkansas' longest play of the season.
- 75-yard TD run against Alcorn State is the fourth-longest run by a freshman this season.
- 5 of 9 carries against Alcorn State resulted in a first down.
- 135 rush yards are the most by an Arkansas freshman since Alex Collins' 172 vs. Samford in '13.
- Caught his first two career receptions against No. 10 Florida, each going for 43 and 26 yards.
- Hauled in a 23-yard reception late in the fourth quarter against No. 24 LSU. All four of his receptions have gone for 10 yards or more this season.
- Recorded his second career touchdown and second career 100-yard game on the road at Mississippi State last week.

**SINGLE-GAME CAREER HIGHS**

Attempts ..... 19 at Mississippi State (11/19/16)  
 Rushing Yards ..... 135 vs. Alcorn State (10/1/16)  
 Rushing TDs ..... 1 (2x) last at Mississippi State (11/19/16)

**CAREER STATS**

	RUSHING						RECEIVING			
	GS	ATT	YDS	AVG	TD	LNG	REC	YDS	AVG	TD
2016	11/0	97	547	5.6	2	75	4	106	26.5	0
<b>TOTAL</b>	<b>11/0</b>	<b>97</b>	<b>547</b>	<b>5.6</b>	<b>2</b>	<b>75</b>	<b>4</b>	<b>106</b>	<b>26.5</b>	<b>0</b>

**2016 GAME-BY-GAME STATS**

	RUSHING						RECEIVING			
	GS	ATT	YDS	AVG	TD	LNG	REC	YDS	AVG	TD
LA TECH	1/0	2	1	0.5	0	2	0	0	0.0	0
at TCU	1/0	2	5	2.5	0	5	0	0	0.0	0
TX STATE	1/0	11	50	4.5	0	9	0	0	0.0	0
vs. TAMU	1/0	9	29	3.2	0	16	0	0	0.0	0
ALCORN	1/0	9	135	15.0	1	75	0	0	0.0	0
ALA	1/0	5	21	3.8	0	11	0	0	0.0	0
MISS	1/0	11	65	5.9	0	18	0	0	0.0	0
at AU	1/0	8	11	1.4	0	5	0	0	0.0	0
UF	1/0	14	66	4.7	0	16	2	69	34.5	0
LSU	1/0	7	52	7.4	0	34	1	23	23.0	0
at MSU	1/0	19	112	5.9	1	50	1	14	14.0	0
at MIZZ										
<b>TOTAL</b>	<b>11/0</b>	<b>97</b>	<b>547</b>	<b>5.6</b>	<b>2</b>	<b>75</b>	<b>4</b>	<b>106</b>	<b>26.5</b>	<b>0</b>



## GAME NOTES



### RAWLEIGH WILLIAMS III

Sophomore | Running Back  
5-10 | 226  
Dallas, Texas | Bishop Lynch HS

22

#### QUICK HITS

- Named SEC Offensive POW (Oct. 19), SEC Co-Offensive POW (Nov. 7).
- 48th Arkansas player since 1956 to amass 1,000 career rushing yards.
- Eclipsed 1,000 yards rushing for the season against No. 24 LSU, becoming the 13th player in Arkansas history to reach 1,000 rushing yards in a season.
- Ranks 2nd in the SEC in runs that result in a first down (52).
- Posted a career-high 205-yards rushing and four rushing TD's at Mississippi State last week, including 191 and all four rushing TD's in the first half.
- Threw his first career touchdown to Austin Cantrell at Mississippi State.
- Tied for the SEC lead in 100-yard rushing games (6).
- Ranks 4th the SEC in 10-yard runs (31) and T-5th in 20-yard runs (13).
- Has 18 carries resulting in a first down on first down which is tied for the most in the SEC.
- Returned to his home state of Texas and rushed 28 times for 137 yards in a win over No. 15 TCU.
- Scored Arkansas' first TD of the 2016 season in his first game back from a neck injury.
- 1 of 3 SEC freshmen RBs to rush for 100 yards in a game in 2015.
- One of two SEC freshmen RBs to rush for 100 yards in a game against an SEC opponent in 2015.
- Scored his first career TD on a 3-yard run during the fourth quarter vs. Texas A&M.
- Left in the 3rd quarter vs. Auburn (10/24/15) with a neck injury and missed the rest of the season.

#### SINGLE-GAME CAREER HIGHS

Attempts.....	28 at No. 15 TCU (9/10/16)
Rushing Yards.....	205 at Mississippi State (11/19/16)
Rushing TDs.....	4 at Mississippi State (11/19/16)
Receptions.....	3 vs. Louisiana Tech (9/3/16)
Receiving TDs.....	1 vs. No. 12 Ole Miss (10/15/16)
Receiving Yards.....	54 vs. No. 24 LSU (11/12/16)

#### CAREER STATS

	RUSHING							RECEIVING				
	GS	ATT	YDS	AVG	TD	LNG	REC	YDS	AVG	TD	LNG	
2015	7/0	56	254	4.5	1	44	5	26	5.2	0	10	
2016	11/10	208	1,209	5.8	11	72	13	175	13.5	1	54	
<b>TOTAL</b>	<b>18/10</b>	<b>264</b>	<b>1,463</b>	<b>5.5</b>	<b>12</b>	<b>72</b>	<b>18</b>	<b>201</b>	<b>11.2</b>	<b>1</b>	<b>54</b>	

#### 2016 GAME-BY-GAME STATS

	RUSHING							RECEIVING				
	GS	ATT	YDS	AVG	TD	LNG	REC	YDS	AVG	TD	LNG	
LA TECH	1/1	24	96	4.0	1	14	3	15	5.0	0	16	
at TCU	1/1	28	137	4.9	0	37	0	0	0.0	0	0	
TX STATE	1/1	19	121	6.4	2	18	0	0	0.0	0	0	
vs. TAMU	1/1	17	79	4.6	1	55	1	-4	-4.0	0	0	
ALCORN	1/1	13	126	9.7	0	29	0	0	0.0	0	0	
ALA	1/0	12	46	3.8	1	14	2	51	25.5	0	29	
MISS	1/1	27	180	6.7	0	53	2	18	9.0	1	16	
at AU	1/1	13	22	1.7	0	8	2	19	9.5	0	10	
UF	1/1	26	148	5.7	2	41	2	22	11.0	0	17	
LSU	1/1	13	49	3.8	0	18	1	54	54.0	0	54	
at MSU	1/1	16	205	12.8	4	72	0	0	0.0	0	0	
at MIZZ												
<b>TOTAL</b>	<b>11/10</b>	<b>208</b>	<b>1,209</b>	<b>5.8</b>	<b>11</b>	<b>72</b>	<b>13</b>	<b>175</b>	<b>13.5</b>	<b>1</b>	<b>54</b>	



### DEATRICH WISE JR.

Senior | Defensive Lineman  
6-5 | 271  
Carrollton, Texas | Hebron HS

48

#### QUICK HITS

- SEC Defensive Lineman of the Week (Sept. 6).
- T-2nd in TFL (5.0) and ranks second on the team in sacks (3.5).
- Has 10.5 sacks in his last 16 games.
- Ranks 8th among SEC active career leaders in sacks (16.5).
- Took sole possession of 10th place all-time in school history with 16.5 career sacks.
- Leads the team with seven quarterback hurries.
- Led the SEC in sacks during conference play (8.0) last season.
- Had 4.5 sacks against ranked opponents, good for 2nd in the SEC and tied for 6th nationally.
- Led the SEC and tied for 10th nationally in sacks per game against ranked opponents (1.13).
- Paced the SEC and ranked second nationally in sacks during the month of November (7.0).

#### SINGLE-GAME CAREER HIGHS

Tackles.....	8 at No. 21 Auburn (10/22/16)
Tackles For Loss.....	2.5 at No. 9 LSU (11/14/15)
Sacks.....	2.5 at No. 9 LSU (11/14/15)
Forced Fumbles.....	1 (4x) last vs. Alcorn State (10/1/16)
QB Hurries.....	3 vs. Louisiana Tech (9/3/16)

#### CAREER STATS

	GS	UA	A	ToT	TFL-YDS	SCK-YDS	FF	FR-YDS	INT-YDS	QBH	BRUP
2012	2/0	2	0	2	1.0-21	1.0-21	0	0-0	0-0	0	0
2013	12/1	6	11	17	3.0-17	2.0-16	0	1-0	0-0	2	0
2014	10/1	5	8	13	3.0-23	2.0-19	0	0-0	0-0	3	0
2015	13/0	17	14	31	10.5-52	8.0-43	3	0-0	0-0	5	3
2016	11/8	17	25	42	5.0-27	3.5-23	1	0-0	0-0	7	3
<b>TOTAL</b>	<b>48/10</b>	<b>47</b>	<b>58</b>	<b>105</b>	<b>22.5-140</b>	<b>16.5-122</b>	<b>4</b>	<b>1-0</b>	<b>0-0</b>	<b>17</b>	<b>6</b>

#### 2016 GAME-BY-GAME STATS

	GS	UA	A	ToT	TFL-YDS	SCK-YDS	FF	FR-YDS	INT-YDS	QBH	BRUP
LA TECH	1/1	1	6	7	0.5-5	0.5-5	0	0-0	0-0	3	1
at TCU	1/1	2	2	4	1.0-4	1.0-4	0	0-0	0-0	0	0
TX STATE	1/1	1	1	2	0.5-5	0.5-5	0	0-0	0-0	0	0
vs. TAMU	1/1	2	4	6	1.0-3	0.0-0	0	0-0	0-0	0	0
ALCORN	1/1	2	1	3	1.0-6	1.0-6	1	0-0	0-0	0	0
ALA	1/1	1	1	2	0.0-0	0.0-0	0	0-0	0-0	0	0
MISS	1/1	0	4	4	0.5-1	0.0-0	0	0-0	0-0	1	2
at AU	1/1	6	2	8	0.0-0	0.0-0	0	0-0	0-0	1	0
UF	1/0	1	1	2	0.5-3	0.5-3	0	0-0	0-0	2	0
LSU	1/0	0	0	0	0.0-0	0.0-0	0	0-0	0-0	0	0
at MSU	1/0	1	3	4	0.0-0	0.0-0	0	0-0	0-0	0	0
at MIZZ											
<b>TOTAL</b>	<b>11/8</b>	<b>17</b>	<b>25</b>	<b>42</b>	<b>5.0-27</b>	<b>3.5-23</b>	<b>1</b>	<b>0-0</b>	<b>0-0</b>	<b>7</b>	<b>3</b>


**► TEAM**
**Scored 70+ points**

(73) vs. Nicholls (7) 2014

**Scored 60+ points**

(63) vs. UT Martin (28) 2015

**Scored 50+ points**

(58) at Mississippi State (42) 2016

**Scored 40+ points**

(58) at Mississippi State (42) 2016

**Scored 40+ points in a half**

(56, 1st) vs. Nicholls 2014

**Scored 30+ points in a half**

(38, 1st) at Mississippi State 2016

**Scored 35+ points in a quarter**

(38, 1st) at Mississippi State 2016

**Scored 28+ points in a quarter**

(28, 2nd) vs. UT Martin 2015

**Defeated a ranked opponent**

#10 Florida 2016

**Defeated a ranked opponent on the road**

at #12 TCU 2016

**Defeated ranked opponents in consecutive games**

at #19 Ole Miss; at #9 LSU 2015

**Shut out an opponent**

(30) vs. Ole Miss 2014

**Had consecutive shutouts**

(17) vs. LSU; (30) vs. Ole Miss 2014

**Had consecutive SEC shutouts**

(17) vs. LSU; (30) vs. Ole Miss 2014

**Did not allow a touchdown**

(3) vs. Texas State 2016

**Was shut out**

vs. Alabama (52) 2013

**Totaled 600+ yards total offense**

(661) at Mississippi State 2016

**Totaled 500+ yards total offense**

(661) at Mississippi State 2016

**Totaled 400+ yards total offense**

(661) at Mississippi State 2016

**Had 80+ total plays**

(83) vs. Ole Miss 2016

**Converted 30+ first downs**

(30) vs. Kansas State 2015

**Rushed for 400+ yards**

(438) at Texas Tech 2014

**Rushed for 300+ yards**

(357) at Mississippi State 2016

**Rushed 50+ times**

(51) vs. Ole Miss 2016

**Rushed for 5+ touchdowns**

(5) at Mississippi State 2016

**Rushed for 4+ touchdowns**

(5) at Mississippi State 2016

**Rushed for 3+ touchdowns**

(5) at Mississippi State 2016

**Passed for 500+ yards**

(510) vs. Texas A&amp;M 2011

**Passed for 400-499 yards**

(400) vs. Alabama 2016

**Passed for 300-399 yards**

(304) at Mississippi State 2016

**Passed for 250-299 yards**

(271) at LSU 2015

**Attempted 50+ passes**

(53) vs. Toledo 2015

**Completed 30+ passes**

(30) vs. Mississippi State 2015

**Threw 6+ touchdown passes**

(7) vs. Mississippi State 2015

**Threw 5+ touchdown passes**

(7) vs. Mississippi State 2015

**Threw 4+ touchdown passes**

(7) vs. Mississippi State 2015

**Threw 3+ touchdown passes**

(3) at Mississippi State 2016

**Had 5+ fumbles**

(5) at Texas A&amp;M 2012

**Had zero turnovers**

at Mississippi State 2016

**Had 7+ turnovers**

(7) vs. ULM 1997

**100-yard rusher and 100-yard receiver**

vs. Alcorn State 2016 (RUSH: D. Whaley - 135; R. Williams III - 126; REC: J. Cornelius - 106)

**200-yard rusher and 100-yard receiver**

at South Carolina 2006 (RUSH: Darren McFadden - 219; REC: Marcus Monk - 192)

**Two 100-yard rushers**

at Mississippi State (R. Williams III - 205; Devwah Whaley - 112)

**Three 100-yard rushers**

vs. North Texas 2007 (Darren McFadden - 138; Felix Jones - 132; Brandon Barnett - 105)

**Two 100-yard receivers**

at Ole Miss 2015 (D. Morgan - 122; D. Reed - 105)

**Four different receivers caught touchdown passes**

vs. Mississippi State 2015 (Jeremy Sprinkle, 3; Hunter Henry, 2; Drew Morgan, 1; Jared Cornelius, 1)

**Scored on the first offensive play of the game**

vs. Nicholls 2014 (Keon Hatcher 82 yard rush)

**Returned a kickoff for TD**

vs. Northern Illinois 2014 (Korliss Marshall - 97 yards)

**Returned a game-opening kickoff for TD**

vs. Northern Illinois 2014 (Korliss Marshall - 97 yards)

**Returned a season-opening kickoff for TD**

vs. Missouri State 2009 (Dennis Johnson - 91 yards)

**Returned a punt for TD**

vs. Kansas State 2011 (Joe Adams - 51 yards)

**Returned two punts for TDs**

vs. Missouri State 2011 (Joe Adams - 61 yards, 69 yards)

**Returned an interception for a TD**

vs. Florida 2016 (Santos Ramirez - 24 yards)

**Returned a fumble for a TD**

vs. Texas 2014 (Taiwan Johnson - 0 yards)

**Returned a blocked punt for a TD**

vs. Eastern Michigan 2009 (Seth Armbrust - 1 yard)

**Returned a blocked field goal for a TD**

at Mississippi State 2004 (Pierre Brown - 76 yds)

**Blocked a punt**

at Alabama 2015 (Jeremy Sprinkle)

**Blocked a field goal**

vs. Alcorn State 2016 (Dan Skipper)

**Blocked a PAT**

vs. Tulsa 2012 (DeQuinta Jones)

**Missed a PAT**

at Mississippi State 2016 (Adam McFain)

**Had a punt blocked**

vs. Toledo 2015 (Zach Quinn)

**Did not punt**

vs. Alcorn State 2016

**Had a field goal blocked**

vs. Kansas State 2015 (Marquel Bryant)

**Had a PAT blocked**

vs. Georgia 2014

**Held an opponent to less than 10 first downs**

(8) vs. Texas State 2016

**Intercepted 4+ passes**

(4) vs. Mississippi State 2007

**Intercepted 3+ passes**

(3) vs. Ole Miss 2014

**Intercepted 2+ passes**

(2) vs. Florida 2016

**Recovered 3+ fumbles**

(3) vs. Ole Miss 2014

**Recovered 2+ fumbles**

(2) vs. LSU 2016

**Forced 6+ turnovers**

(6) vs. Ole Miss 2014

**Forced 5+ turnovers**

(6) vs. Ole Miss 2014

**Forced 4+ turnovers**

(4) vs. Alcorn State 2016



## Held an opponent to less than 300 yards

(241) vs. Florida 2016

## Held an opponent to less than 200 yards

(105) vs. Texas State 2016

## Scored a safety

vs. Toledo 2015 (TEAM)

## Scored on a fake punt

vs. Texas A&M 2014 (Sam Irwin-Hill - 51-yd. rush)

## Scored on a fake field goal

vs. UAB 2014 (Tretola 6 yd. pass to D'Appollonio)

## Scored a 2-point conversion

vs. TCU 2016 (A. Allen 3-yd rec. from K. Hatcher)

## Committed 1 penalty or less

at Mississippi State 2016

## ► INDIVIDUAL

### Had 400+ yards total offense in a game

(411) Brandon Allen vs. Mississippi State 2015 (5 rushing, 406 passing)

### Had 300+ yards total offense in a game

(308) Austin Allen at Mississippi State 2016 (5 rushing, 303 passing)

### Was responsible for 6+ TDs in a game

(7) Brandon Allen vs. Mississippi State 2015 (7 pass)

### Was responsible for 5+ TDs in a game

(5) Rawleigh Williams III at Mississippi State (4 rush, 1 pass)

### Was responsible for 4+ TDs in a game

(5) Rawleigh Williams III at Mississippi State (4 rush, 1 pass)

### Was responsible for 3+ TDs in a game

(5) Rawleigh Williams III at Mississippi State (4 rush, 1 pass)

### Rushed 40+ times in a game

(40) DeCori Birmingham at Kentucky 2003

### Rushed 30+ times in a game

(30) Alex Collins vs. Missouri 2015

### Rushed for 200+ yards in a game

(205) Rawleigh Williams III at Mississippi State 2016

### Rushed for 150+ yards in a game

(205) Rawleigh Williams III at Mississippi State 2016

### Rushed for 100+ yards in a game

(205) Rawleigh Williams III at Mississippi State 2016

(112) Devwah Whaley at Mississippi State 2016

### Rushed for 150+ yards in consecutive games

Alex Collins (170) vs. Texas Tech, (151) vs. Texas A&M, (154) at Tennessee 2015

### Rushed for 100+ yards in consecutive games

Rawleigh Williams (137) at TCU, (121) vs. Texas State

### Rushed for 5+ TDs in a game

(5) Alex Collins vs. UT Martin 2015

### Rushed for 4+ TDs in a game

(4) Rawleigh Williams III at Mississippi State 2016

### Rushed for 3+ TDs in a game

(4) Rawleigh Williams III at Mississippi State 2016

### Passed for 500+ yards in a game

(510) Tyler Wilson vs. Texas A&M 2011

### Passed for 400+ yards in a game

(400) Austin Allen vs. Alabama 2016

### Passed for 300+ yards in a game

(303) Austin Allen at Mississippi State 2016

### Attempted 50+ passes in a game

(53) Brandon Allen vs. Toledo 2015

### Attempted 40+ passes in a game

(48) Austin Allen vs. Alabama 2016

### Attempted 30+ passes in a game

(31) Austin Allen vs. LSU 2016

### Had 300+ yards receiving in a game

(303) Cobi Hamilton vs. Rutgers 2012

### Had 200+ yards receiving in a game

(303) Cobi Hamilton vs. Rutgers 2012

### Had 150+ yards receiving in a game

(155) Drew Morgan vs. Texas A&M 2015

### Had 100+ yards receiving in a game

(146) Jared Cornelius vs. Alabama 2016

### 100+ receiving yards in consecutive games

Jared Cornelius (126) vs. Texas A&M, (106) vs. Alcorn State, (146) vs. Alabama 2016

### Caught 10+ passes in a game

(10) Cobi Hamilton vs. LSU 2012

### Caught 10+ passes in consecutive games

Cobi Hamilton (12) vs. Ole Miss, (11) vs. Tulsa 2012

## Caught 3+ TD passes in a game

(3) Jeremy Sprinkle vs. Mississippi State 2015

## Caught 2+ TD passes in a game

(2) Keon Hatcher at Mississippi State 2016

## Scored 15+ points kicking

(15) Todd Wright (4-4 FG, 3-4 PAT) vs. UTEP 1989

## Kicked 5+ field goals in a game

(5) Kendall Trainor vs. Texas A&M 1988

## Kicked 4+ field goals in a game

(4) Alex Tejada vs. Troy 2007

## Made a 60-yard+ FG

(67) Steve Little vs. Texas 1977

## Made a 50-yard+ FG

(54) Adam McFain at Auburn 2016

## Had an 80-yard+ punt

(83) Pete Raether vs. Louisiana-Lafayette 1991

## Had a 70-yard+ punt

(79) Sam Irwin-Hill vs. South Carolina 2013

## Intercepted 3+ passes in a game

(3) Michael Grant vs. ULM 2006

## Intercepted 2+ passes in a game

(2) Tramain Thomas vs. Auburn 2011

## Returned 2+ punts for TDs

(2) Joe Adams vs. Missouri State 2011 (61 yards, 69 yards)

## Had a 90+ yard rush

(90) Jonathan Williams vs. Nicholls 2014

## Had an 80+ yard rush

(80) Alex Collins at LSU 2015

## Had a 70+ yard rush

(72) Rawleigh Williams III at Mississippi State 2016

## Had a 60+ yard rush

(72) Rawleigh Williams III at Mississippi State 2016

## Had a 90+ yard pass

(92) Matt Jones to Richard Smith at Tennessee 2002

## Had an 80+ yard pass

(80) Tyler Wilson to Cobi Hamilton vs. Rutgers 2012

## Had a 70+ yard pass

(73) Austin Allen to Keon Hatcher vs. Texas State 2016

## Had two 80+ yard passes

(85) Ryan Mallett to Cobi Hamilton, (80) Ryan Mallett to Cobi Hamilton vs. LSU 2010

## Had two 70+ yard passes

(77) Tyler Wilson to Jonathan Williams, (74) Tyler Wilson to Jonathan Williams vs. Kentucky 2012


**► TEAM**

**Failed to score a TD**  
Texas State 2016

**Had 30+ first downs**  
(32) Mississippi State 2015

**300+ yards rushing**  
(390) LSU 2016

**50+ rushing attempts**  
(51) LSU 2016

**400+ yards passing**  
(508) Mississippi State 2015

**300+ yards passing**  
(328) at Mississippi State 2016

**250+ yards passing**  
(328) at Mississippi State 2016

**50+ pass attempts**  
(58) at TCU 2016

**30+ pass completions**  
(58) at TCU 2016

**4+ touchdown passes**  
(5) Mississippi State 2015

**3+ touchdown passes**  
(5) Mississippi State 2015

**500+ yards total offense**  
(533) at Mississippi State 2016

**80+ total plays**  
(90) TCU 2016

**70+ points**  
(70) Southern California 2005

**60+ points**  
(65) Auburn 2010

**50+ points**  
(56) Auburn 2016

**40+ points**  
(42) at Mississippi State 2016

**No turnovers**  
at Mississippi State 2016

**5+ Fumbles**  
(5) Kentucky (lost 2) 2008

**100-yard+ rusher and 100-yard+ receiver**  
at Mississippi State 2016 (RUSH: Nick Fitzgerald, 131; REC: Fred Ross, 171 yards)

**Returned a kickoff for TD**  
Tennessee 2015 (Evan Berry - 96 yards)

**Returned a punt for TD**  
Rutgers 2013 (Janarion Grant - 58 yards)

**Returned an interception for a TD**  
Florida 2016 (Duke Dawson - 37 yards)

**Returned 2+ interceptions for TDs**  
(2) Alabama 2008 (Javier Arenas - 63 yards, Justin Woodall - 74 yards)

**Returned a fumble for a TD**  
Alabama 2016 (Tim Williams - 23 yards)

**Returned a blocked punt for a TD**  
Kentucky 2003 (Andrew Hopewell, six yards)

**Blocked a punt**  
Toledo 2015 (Zach Quinn)

**Blocked a field goal**  
Kansas State 2015 (Marquel Bryant)

**Had a field goal blocked**  
Alcorn State 2016

**Had a punt blocked**  
Alabama 2015

**Missed a PAT**  
Ole Miss 2016

**Missed two PATs**  
Tulsa 2012

**Had PAT blocked**  
Tulsa 2012

**Intercepted 3+ passes**  
(3) Alabama 2016

**Scored a safety**  
Auburn 2008

**Scored a 2-point conversion**  
at Mississippi State 2016

**► INDIVIDUAL**

**Rushed 35+ times in a game**  
(37) Peyton Barber (Auburn) 2015

**Rushed 30+ times in a game**  
(37) Peyton Barber (Auburn) 2015

**Rushed for 200+ yards in a game**  
(252) Derrius Guice (LSU) 2016

**Rushed for 150+ yards in a game**  
(252) Derrius Guice (LSU) 2016

**Rushed for 3+ touchdowns in a game**  
(4) Nick Fitzgerald (Mississippi State) 2016

**Passed for 500+ yards in a game**  
(508) Dak Prescott (Mississippi State) 2015

**Passed for 400+ yards in a game**  
(508) Dak Prescott (Mississippi State) 2015

**Passed for 300+ yards in a game**  
(328) Nick Fitzgerald (Mississippi State) 2016

**Attempted 60+ passes in a game**  
(67) Kolton Browning (ULM) 2012

**Attempted 50+ passes in a game**  
(56) Kenny Hill (TCU) 2016

**Attempted 40+ passes in a game**  
(56) Kenny Hill (TCU) 2016

**Threw 5+ TDs in a game**  
(5) Dak Prescott (Mississippi State) 2015

**Threw 4+ TDs in a game**  
(5) Dak Prescott (Mississippi State) 2015

**Threw 3+ TDs in a game**  
(5) Dak Prescott (Mississippi State) 2015

**Had 400+ yards total offense in a game**  
(459) Nick Fitzgerald (Mississippi State) 2016 (PASS: 328; RUSH: 131)

**Had 300+ yards total offense in a game**  
(459) Nick Fitzgerald (Mississippi State) 2016 (PASS: 328; RUSH: 131)

**Had 200+ yards receiving in a game**  
(208) Jamayel Smith (Mississippi State) 2007

**Had 150+ yards receiving in a game**  
(171) Fred Ross (Mississippi State) 2016

**Had 100+ yards receiving in a game**  
(171) Fred Ross (Mississippi State) 2016

**Caught 15+ passes in a game**  
(17) Willie Gosha (Auburn) 1995

**Caught 10+ passes in a game**  
(10) Fred Ross (Mississippi State) 2016

**Caught 3+ TD passes in a game**  
(3) Jamie Armstrong (Ole Miss) 2001

**Caught 2+ TD passes in a game**  
(2) Fred Ross (Mississippi State) 2016

**Made 4+ field goals in a game**  
(4) Josh Jasper (LSU) 2009

**Made a 50+ yard field goal**  
(52) Andrew Baggett (Missouri) 2014

**Had an 80+ yard punt**  
(82) Derek Helton (LSU) 2010

**Had a 70+ yard punt**  
(72) Jordan Chiles (Missouri State) 2011

**Intercepted 2+ passes in a game**  
(3) Minkah Fitzpatrick (Alabama) 2016

**Had a 90+ yard run**  
(96) Derrius Guice (LSU) 2016

**Had an 80+ yard run**  
(96) Derrius Guice (LSU) 2016

**Had a 70+ yard run**  
(96) Derrius Guice (LSU) 2016

**Had a 90+ yard pass**  
(92) Trevor Knight to Josh Reynolds (Texas A&M) 2016

**Had an 80+ yard pass**  
(92) Trevor Knight to Josh Reynolds (Texas A&M) 2016

**Had a 70+ yard pass**  
(92) Trevor Knight to Josh Reynolds (Texas A&M) 2016



## GAME NOTES

GAME	FINAL SCORE	SCORE BY QUARTER				FIRST DOWNS				RUSHING			PASSING			TOTAL OFFENSE		PUNTING	FUMBLES	PENALTY	THIRD DOWNS	TOTAL TOP
		1	2	3	4(OT)	RU	PA	PN	TOT	ATT	YDS	TD	C-A-I	YDS	TD	ATT	YDS	NO-AVG	NO-LOST	NO-YDS		
LA Tech	20	7	7	6	0	5	10	1	16	23	79	2	19-31-1	212	0	54	291	3-38.3	1-0	3-20	5-11	23:19
Arkansas	21	7	7	0	7	8	12	1	21	40	106	1	20-29-2	191	2	69	297	4-47.5	1-0	4-35	3-12	36:41
Arkansas	41	3	10	7	21	9	11	0	20	43	180	1	17-29-0	223	3	72	403	6-50.7	0-0	5-45	7-16	33:07
TCU	38	0	0	7	31	6	19	0	25	32	195	4	36-58-1	377	1	90	572	5-39.8	1-1	9-95	12-19	26:53
Texas State	3	0	0	3	0	5	3	0	8	26	22	0	11-26-1	83	0	52	105	8-45.6	0-0	5-45	3-14	20:31
Arkansas	42	14	21	7	0	15	9	2	26	44	233	2	16-22-0	241	2	66	467	4-43.5	1-1	7-40	4-9	34:29
Arkansas	24	7	10	0	7	4	17	6	27	40	120	1	28-42-0	371	2	82	491	3-39.3	3-3	7-62	9-16	39:45
Texas A&M	45	0	17	7	21	13	7	2	22	37	366	4	12-22-0	225	2	59	591	2-47.5	3-2	7-55	8-12	20:15
Alcorn St.	10	0	7	3	0	8	7	0	15	38	155	1	13-19-2	158	0	57	313	5-42.2	3-2	3-15	4-11	31:55
Arkansas	52	24	0	14	14	17	8	0	25	38	353	3	13-18-0	206	3	56	559	0-0.0	1-1	4-45	2-7	28:05
Alabama	49	14	21	7	7	8	8	0	16	34	264	3	13-17-1	253	2	51	517	4-51.5	3-2	7-86	4-8	22:53
Arkansas	30	7	10	7	6	7	13	5	25	36	73	1	25-48-3	400	3	84	473	4-52.8	3-2	6-60	8-16	37:07
Ole Miss	30	6	14	0	10	6	13	1	20	31	150	3	18-39-1	253	1	70	403	5-40.2	2-0	4-45	6-14	19:22
Arkansas	34	14	6	7	7	12	13	2	27	51	200	1	19-32-1	229	3	83	429	5-46.2	1-0	6-71	5-16	40:38
Arkansas	3	0	3	0	0	4	10	0	14	31	25	0	18-33-1	190	0	64	215	10-41.5	1-1	4-29	3-15	32:37
Auburn	56	21	7	14	14	22	4	0	26	57	543	7	7-12-0	89	1	69	632	3-39.7	0-0	2-10	7-12	27:23
Florida	10	7	0	0	3	1	11	1	13	14	12	0	19-37-2	229	0	51	241	7-44.4	2-0	3-34	1-11	20:39
Arkansas	31	14	7	0	10	9	10	3	22	49	223	2	15-26-1	243	1	75	466	6-40.2	0-0	9-97	6-14	39:21
LSU	38	7	14	7	10	15	6	2	23	51	390	5	10-16-0	157	0	67	547	4-47.0	2-2	5-44	6-12	35:11
Arkansas	10	0	7	3	0	4	8	1	13	24	81	0	15-31-2	210	1	55	291	7-43.1	1-1	7-56	5-13	24:49
Arkansas	58	14	24	6	14	13	14	0	27	41	357	5	19-26-0	304	3	67	661	0-0.0	0-0	1-10	7-11	33:13
Miss. State	42	14	0	14	14	10	14	1	25	35	205	4	23-33-0	328	2	68	533	4-37.8	0-0	3-22	5-13	26:47

### ► GAME-BY-GAME OFFENSIVE STARTERS

OPPONENT	LT	LG	C	RG	RT	TE	TE/WR/FB	QB	RB	WR	WR
LA Tech	Skipper	Froholdt	Ragnow	Raulerson	C. Jackson	Sprinkle	J. Cornelius (WR)	A. Allen	R. Williams	Hollister	Morgan
TCU	Skipper	Froholdt	Ragnow	Raulerson	C. Jackson	Sprinkle	H. Johnson (FB)	A. Allen	R. Williams	Reed	Morgan
Texas State	Skipper	Froholdt	Raulerson	Ragnow	C. Jackson	Sprinkle	H. Johnson (FB)	A. Allen	R. Williams	Reed	Hatcher
Texas A&M	Skipper	Froholdt	Ragnow	Raulerson	B. Wallace	Sprinkle	H. Johnson (FB)	A. Allen	R. Williams	Morgan	Hatcher
Alcorn State	Skipper	Froholdt	Ragnow	Raulerson	B. Wallace	Sprinkle	H. Johnson (FB)	A. Allen	R. Williams	Hollister	Morgan
Alabama	Skipper	Froholdt	Ragnow	Raulerson	B. Wallace	Sprinkle	Cantrell (FB)	A. Allen	K. Walker	Hollister	Morgan
Ole Miss	Skipper	Froholdt	Ragnow	Raulerson	B. Wallace	Sprinkle	H. Johnson (FB)	A. Allen	R. Williams	Hollister	Cornelius
Auburn	Skipper	Froholdt	Ragnow	Raulerson	B. Wallace	Sprinkle	H. Johnson (FB)	A. Allen	R. Williams	Morgan	Hatcher
Florida	Skipper	Froholdt	Ragnow	Gibson	B. Wallace	Sprinkle	Cantrell (TE)	A. Allen	R. Williams	Morgan	Hatcher
LSU	Skipper	Froholdt	Ragnow	Gibson	B. Wallace	Sprinkle	K. Jackson (FB)	A. Allen	R. Williams	Morgan	Hatcher
Miss. State	Skipper	Froholdt	Ragnow	Gibson	B. Wallace	Cantrell	K. Jackson (FB)	A. Allen	R. Williams	Cornelius	Hatcher

### ► GAME-BY-GAME DEFENSIVE STARTERS

OPPONENT	DE	DT	DT	DE	SLB/CB	MLB	WLB	CB	FS	SS/FS	CB
LA Tech	Roesler	T. Johnson	J. Ledbetter	Wise	K. Richardson (CB)	Ellis	Greenlaw	Collins	Liddell	S. Ramirez	Toliver
TCU	Beanum	T. Johnson	J. Ledbetter	Wise	Pulley (CB)	Ellis	Greenlaw	Collins	Liddell	S. Ramirez	Toliver
Texas State	Beanum	T. Johnson	J. Ledbetter	Wise	Pulley (CB)	Ellis	Greenlaw	Collins	Liddell	S. Ramirez	Toliver
Texas A&M	Beanum	T. Johnson	J. Ledbetter	Wise	Pulley (CB)	Ellis	Greenlaw	Collins	Liddell	S. Ramirez	Toliver
Alcorn State	Beanum	T. Johnson	J. Ledbetter	Wise	Pulley (CB)	Ellis	Greenlaw	Collins	Liddell	Coley	Toliver
Alabama	Beanum	T. Johnson	J. Ledbetter	Wise	Pulley (CB)	Ellis	Greenlaw	Collins	Liddell	Coley	Toliver
Ole Miss	Beanum	T. Johnson	J. Ledbetter	Wise	Pulley (CB)	Ellis	Eugene	Collins	Liddell	Coley	Toliver
Auburn	Beanum	T. Johnson	J. Ledbetter	Wise	Pulley (CB)	Ellis	Eugene	Collins	Liddell	S. Ramirez	Toliver
Florida	J. Ledbetter	T. Johnson	Agim	Winston	Ramsey	Ellis	Eugene	Collins	Liddell	S. Ramirez	Pulley
LSU	J. Ledbetter	T. Johnson	Agim	Winston	Ramsey	Ellis	Eugene	Collins	Liddell	S. Ramirez	Pulley
Miss. State	J. Ledbetter	T. Johnson	Agim	Winston	Ramsey	Ellis	Eugene	Collins	Liddell	Coley	Pulley

### ► SEASON/CAREER STARTS

OFFENSE	2016	2015	2014	2013	TOT	CONS
Austin Allen, QB, Jr.	11	-	-	-	11	11
Anthony Antwine, WR, Jr.	-	1	-	-	1	0
Austin Cantrell, FB, R-Fr.	3	-	-	-	3	1
Jared Cornelius, WR, Jr.	3	6	-	-	9	1
Hjalte Froholdt, DL, So.	11	-	-	-	11	11
Johnny Gibson, OL, So.	3	-	-	-	3	3
Keon Hatcher, WR, Sr.	6	2	11	6	25	4
Cody Hollister, WR, Sr.	4	1	7	-	12	0
Colton Jackson, OL, R-Fr.	3	-	-	-	3	0
Kendrick Jackson, FB, So.	2	1	-	-	3	2
Hayden Johnson, FB, Fr.	6	-	-	-	6	0
Damon Mitchell, WR, Jr.	-	1	-	-	1	0
Drew Morgan, WR, Sr.	8	10	-	-	18	0
Frank Ragnow, OL, Jr.	11	13	-	-	24	24
Jake Raulerson, DL, Jr.	8	-	-	-	8	0
Dominique Reed, WR, Sr.	2	6	-	-	8	0
Luke Rossi, WR, So.	-	1	-	-	1	0
Dan Skipper, OL, Sr.	11	13	13	8	45	45
Jeremy Sprinkle, TE, Sr.	10	7	-	2	19	0
Kody Walker, RB, Sr.	1	1	1	-	4	0
Brian Wallace, OL, So.	8	-	-	-	8	8
Rawleigh Williams, RB, So.	10	-	-	-	10	5

DEFENSE	2016	2015	2014	2013	TOT	CONS
McTelvin Agim, DL, Fr.	3	-	-	-	3	3
Tevin Benum, DL, Jr.	7	8	-	-	15	0
De'Andre Coley, FS, Jr.	4	-	-	-	4	1
Jared Collins, DB, Sr.	11	13	12	2	38	34
DJ Dean, DB, Sr.	-	8	7	1	16	0
Brooks Ellis, LB, Sr.	11	13	11	4	39	29
Dwayne Eugene, LB, Jr.	5	1	-	-	6	5
Dre Greenlaw, LB, So.	6	11	-	-	17	0
Khalia Hackett, LB, Jr.	-	1	-	-	1	0
Taiwan Johnson, DL, Sr.	11	13	13	-	37	37
Jeremiah Ledbetter, DL, Sr.	11	12	-	-	23	23
Brandon Lewis, DL, Sr.	-	-	-	1	1	0
Josh Liddell, DB, Jr.	11	10	2	-	23	18
Ryan Pulley, DB, So.	10	1	-	-	11	10
Santos Ramirez, DB, So.	7	3	-	-	10	0
Randy Ramsey, LB, So.	3	-	-	-	3	3
Kevin Richardson, DB, Jr.	1	5	-	-	6	0
Karl Roesler, DL, Jr.	1	-	-	-	1	0
Henre' Toliver, DB, Jr.	8	10	4	-	22	0
Josh Williams, LB, Sr.	-	2	2	-	4	0
Deatrich Wise Jr., DL, Sr.	8	-	1	1	10	0
JaMichael Winston, DL, Sr.	3	6	12	-	21	3



UNCOMMON RESILIENCY



## ► ARKANSAS SCORING DRIVES

Opponent	No. of Plays	Total Yards	Drive Time	Type of Score	Score Qtr/Time	Drive Start	Scoring Play
LA Tech	11	75	6:19	TD	1st/2:52	AR 25	R. Williams 6-yd rush
LA Tech	9	63	4:04	TD	2nd/7:01	AR 37	J. Cornelius 13-yd rec.
LA Tech	13	77	7:37	TD	4th/6:37	AR 23	Sprinkle 4-yd rec.
TCU	8	55	3:20	FG	1st/11:40	AR 25	Hedlund 38-yd field goal
TCU	13	56	6:37	FG	2nd/12:07	AR 35	Hedlund 27-yd field goal
TCU	0	0	-	TD	2nd/10:09	TCU 00	Ellis 47-yd interception ret.
TCU	6	63	3:52	TD	3rd/4:27	AR 37	Morgan 13-yd rec.
TCU	4	58	0:56	TD	4th/1:03	AR 42	Hatcher 16-yd rec.
TCU	3	25	-	TD	10T	TCU 25	Sprinkle 19-yd rec.
TCU	4	25	-	TD	20T	TCU 25	A. Allen 5-yd rush
Texas State	10	82	5:45	TD	1st/9:15	AR 18	Hatcher 9-yd rec.
Texas State	5	87	2:20	TD	1st/4:36	AR 13	K. Walker 1-yd rush
Texas State	0	0	-	TD	2nd/11:31	TXST 00	Pulley 25-yd interception ret.
Texas State	7	50	4:03	TD	2nd/5:22	AR 50	Sprinkle 10-yd rec.
Texas State	8	93	1:57	TD	2nd/0:44	AR 7	R. Williams 1-yd rush
Texas State	3	42	8:54	TD	3rd/1:02	AR 18	R. Williams 15-yd rush
Texas A&M	2	16	0:48	TD	1st/12:29	TAMU 16	Hatcher 15-yd rec.
Texas A&M	9	68	4:53	FG	2nd/9:59	AR 25	Hedlund 25-yd field goal
Texas A&M	5	75	3:11	TD	2nd/1:31	AR 25	R. Williams 35-yd rush
Texas A&M	12	92	4:04	TD	4th/6:21	AR 08	J. Cornelius 5-yd rec.
Alcorn State	7	36	2:49	FG	1st/12:11	ALCN 43	Hedlund 25-yd field goal
Alcorn State	1	29	0:09	TD	1st/9:03	ALCN 29	J. Cornelius 29-yd rec.
Alcorn State	1	75	0:16	TD	1st/7:22	AR 25	Whaley 75-yd rush
Alcorn State	7	82	3:49	TD	1st/0:17	AR 18	J. Cornelius 35-yd rec.
Alcorn State	0	0	-	TD	3rd/9:42	ALCN 00	Toliver 70-yd interception ret.
Alcorn State	5	55	2:07	TD	3rd/5:44	AR 45	Hollister 26-yd rush
Alcorn State	9	75	4:51	TD	4th/13:49	AR 25	Pettway 10-yd rec.
Alcorn State	7	95	4:00	TD	4th/6:36	AR 05	Hammonds 5-yd rush
Alabama	9	75	3:31	TD	1st/1:54	AR 25	Sprinkle 24-yd rec.
Alabama	13	68	5:57	FG	2nd/2:56	AR 25	McFain 25-yd field goal
Alabama	4	79	0:56	TD	2nd/0:29	AR 21	Hatcher 16-yd rec.
Alabama	6	36	3:09	TD	3rd/3:57	UA 36	Hatcher 10-yd rec.
Alabama	7	94	1:53	TD	4th/3:18	AR 06	R. Williams 3-yd rush
Ole Miss	5	82	2:34	TD	1st/10:33	AR 18	Reed 51-yd rec.
Ole Miss	3	65	1:18	TD	1st/6:08	AR 35	Morgan 13-yd rec.
Ole Miss	10	56	4:50	FG	2nd/14:13	AR 20	McFain 43-yd field goal
Ole Miss	13	73	6:29	FG	2nd/5:21	AR 09	McFain 36-yd field goal
Ole Miss	10	38	5:17	TD	3rd/3:29	OM 38	R. Williams 2-yd rec.
Ole Miss	10	56	4:39	TD	4th/2:20	AR 44	Cornelius 6-yd rush
Auburn	6	39	1:28	FG	2nd/0:00	AR 25	McFain 54-yd field goal
Florida	0	0	-	TD	1st/12:20	UF 00	Ramirez 24-yd interception ret.
Florida	8	91	4:06	TD	1st/5:56	AR 09	R. Williams 6-yd rush
Florida	10	87	3:59	TD	2nd/0:16	AR 13	Morgan 7-yd rec.
Florida	13	68	7:20	FG	4th/9:14	AR 14	McFain 36-yd field goal
Florida	3	47	1:01	TD	4th/5:40	UF 47	R. Williams 41-yd rush
LSU	8	77	4:27	TD	2nd/5:52	AR 23	Reed 44-yd rec.
LSU	5	22	2:12	FG	3rd/10:32	LSU 28	McFain 24-yd field goal
Mississippi State	2	75	0:48	TD	1st/14:12	AR 25	R. Williams 72-yd rush
Mississippi State	2	71	0:39	TD	1st/7:29	AR 29	R. Williams 42-yd rush
Mississippi State	8	85	3:51	TD	2nd/12:29	AR 15	Hatcher 5-yd rec.
Mississippi State	6	46	1:40	FG	2nd/8:58	AR 38	McFain 34-yd field goal
Mississippi State	4	60	2:09	TD	2nd/5:53	AR 40	R. Williams 7-yd rush
Mississippi State	5	55	1:55	TD	2nd/1:32	AR 45	R. Williams 33-yd rush
Mississippi State	12	79	7:05	TD	3rd/5:03	AR 21	Cantrell 1-yd rec. from Williams
Mississippi State	8	61	3:42	TD	4th/14:04	AR 39	Hatcher 10-yd rec.
Mississippi State	9	44	5:43	TD	4th/5:29	MSU 44	Whaley 4-yd rush

## ► OPPONENT SCORING DRIVES

Opponent	No. of Plays	Total Yards	Drive Time	Type of Score	Score Qtr/Time	Drive Start	Scoring Play
LA Tech	8	62	2:31	TD	1st/9:11	LATECH 38	J. Smith 9-yd rush
LA Tech	7	48	2:48	TD	2nd/1:40	AR 48	J. Craft 1-yd rush
LA Tech	8	38	3:45	FG	3rd/11:15	LATECH 36	J. Barnes 43-yd field goal
LA Tech	9	63	4:12	FG	3rd/4:58	LATECH 34	J. Barnes 20-yd field goal
TCU	9	84	2:55	TD	3rd/14:53	TCU 16	Hicks 9-yd rush
TCU	7	80	1:46	TD	4th/9:44	TCU 20	Hill 1-yd rush
TCU	2	50	0:32	TD	4th/7:15	TCU 50	Hicks 7-yd rush
TCU	8	50	3:59	TD	4th/2:05	TCU 50	Hill 5-yd rush
TCU	5	25	-	TD	10T	AR 25	Williams 13-yd rec.
TCU	4	5	-	FG	20T	AR 25	Graf 37-yd field goal
Texas State	3	35	5:04	FG	3rd/9:56	TXST 25	Sherman 39-yd field goal
Texas A&M	3	51	0:54	TD	2nd/14:52	TAMU 49	Knight 42-yd rush
Texas A&M	8	69	3:19	FG	2nd/4:42	TAMU 01	LaCamera 48-yd field goal
Texas A&M	6	74	1:18	TD	2nd/0:13	TAMU 25	Knight 48-yd rush
Texas A&M	2	94	0:42	TD	3rd/1:33	TAMU 06	Reynolds 92-yd rec.
Texas A&M	7	85	2:06	TD	4th/11:54	TAMU 15	Williams 33-yd rush
Texas A&M	3	15	0:38	TD	4th/10:25	AR 15	Kirk 9-yd rec.
Texas A&M	3	52	1:24	TD	4th/4:57	TAMU 48	Williams 22-yd rush
Alcorn State	9	61	4:33	TD	2nd/10:44	ALCN 39	Johnson 56-yd rec.
Alcorn State	6	49	2:04	FG	3rd/3:40	ALCN 25	McCrane 43-yd field goal
Alabama	3	73	0:46	TD	1st/7:27	UA 27	Hurts 5-yd rush
Alabama	5	29	2:02	TD	1st/5:25	AR 29	Hurts 6-yd rush
Alabama	0	0	-	TD	2nd/12:25	AR 23	Williams 23-yd interception ret.
Alabama	4	81	1:43	TD	2nd/8:53	UA 19	Harris 56-yd rec.
Alabama	4	66	1:31	TD	2nd/1:25	UA 34	Scarborough 21-yd rush
Alabama	4	18	1:26	TD	3rd/11:10	AR 18	Ridley 4-yd rec.
Alabama	0	0	-	TD	4th/10:18	AR 00	Fitzpatrick 100-yd int. ret.
Ole Miss	9	61	3:07	TD	1st/7:26	OM 39	Engram 13-yd rec.
Ole Miss	7	67	2:23	TD	2nd/11:50	OM 33	Judd 21-yd rush
Ole Miss	5	90	0:48	TD	2nd/1:24	OM 10	Kelly 8-yd rush
Ole Miss	12	59	3:40	FG	4th/14:49	OM 25	Wunderlich 33-yd field goal
Ole Miss	5	45	1:05	TD	4th/9:00	AR 45	Kelly 17-yd rush
Auburn	1	78	0:11	TD	1st/11:00	AU 22	Stove 78-yd rush
Auburn	10	91	2:39	TD	1st/3:00	AU 09	Pettway 9-yd rush
Auburn	2	27	0:27	TD	1st/0:57	AR 27	Truitt 20-yd rush
Auburn	5	80	2:12	TD	2nd/1:28	AU 20	Truitt 45-yd rec.
Auburn	15	86	5:20	TD	3rd/6:06	AU 14	White 1-yd rush
Auburn	7	69	2:44	TD	3rd/0:42	AU 31	Pettway 23-yd rush
Auburn	5	58	2:15	TD	4th/12:25	AU 42	Truitt 31-yd rush
Auburn	3	67	1:33	TD	4th/4:27	AU 33	Martin 51-yd rush
Florida	0	0	-	TD	1st/5:56	AR 00	Dawson 37-yd interception return
Florida	9	42	2:33	FG	4th/6:41	UF 26	Pineiro 49-yd field goal
LSU	9	75	4:31	TD	1st/8:58	LSU 25	Fournette 5-yd rush
LSU	3	18	0:59	TD	2nd/14:54	AR 18	Fournette 7-yd rush
LSU	6	80	2:56	TD	2nd/10:19	LSU 20	Guice 3-yd rush
LSU	7	81	3:33	TD	3rd/6:59	LSU 19	Fournette 3-yd rush
LSU	13	84	6:55	FG	4th/7:51	LSU 15	Delahoussaye 19-yd field goal
LSU	2	95	1:01	TD	4th/6:04	LSU 05	Guice 96-yd rush
Mississippi State	4	73	0:47	TD	1st/13:18	MSU 27	Fitzgerald 58-yd rush
Mississippi State	12	74	5:58	TD	1st/1:25	MSU 26	Fitzgerald 18-yd rush
Mississippi State	7	70	2:38	TD	3rd/12:15	MSU 30	Ross 40-yd rec.
Mississippi State	6	76	2:06	TD	3rd/2:52	MSU 24	Fitzgerald 2-yd rush
Mississippi State	7	71	2:45	TD	4th/11:12	MSU 29	Fitzgerald 1-yd rush
Mississippi State	10	64	3:05	TD	4th/2:15	MSU 36	Ross 15-yd rec.

## ► SCORING DRIVE ANALYSIS

YARDAGE	ARKANSAS		OPPONENTS	
	TD	FG	TD	FG
No Drive	4	--	3	--
Negative Yds.	--	--	--	--
0-9	--	--	--	--
10-19	1	--	3	--
20-29	3	1	3	-1
30-39	2	2	--	1
40-49	2	1	2	2
50-59	5	3	5	2
60-69	5	3	8	2
70-79	12	1	9	--
80-89	6	--	8	1
90-99	5	--	4	--
TOTALS	45	11	45	9

## ► GAME-OPENING DRIVES

OPPONENT	ARKANSAS			OPPONENTS		
	PTS	1STD	YDS	PTS	1STD	YDS
LA Tech	0	2	18	7	3	62
TCU	3	2	55	0	3	71
Texas State	7	6	82	0	1	18
Texas A&M	0	0	6	0	2	40
Alcorn State	3	2	36	0	0	-3
Alabama	0	1	22	0	3	80
Ole Miss	0	0	-13	0	0	0
Auburn	0	1	17	7	1	78
Florida	0	2	34	0	0	0
LSU	0	0	-3	7	3	75
Mississippi State	7	1	75	7	2	73
TOTALS	20	17	329	28	18	494

## ► SECOND-HALF OPENING DRIVES

OPPONENT	ARKANSAS			OPPONENTS		
	PTS	1STD	YDS	PTS	1STD	YDS
LA Tech	0	0	-15	3	2	38
TCU	0	0	9	7	3	84
Texas State	7	6	82	3	4	53
Texas A&M	0	7	89	0	5	81
Alcorn State	7	3	55	0	3	41
Alabama	0	0	-3	0	0	67
Ole Miss	0	4	46	0	1	19
Auburn	0	1	19	0	0	5
Florida	0	2	31	0	0	6
LSU	0	1	22	0	0	3
Mississippi State	7	5	79	7	3	70
TOTALS	21	29	416	20	21	467



## ► DRIVE SUPERLATIVES

ARKANSAS		OPPONENTS
Most Plays/Result	19 vs. Texas A&M/Turnover on Downs	16 vs. Texas State/Field Goal
Most Yards/Result	95 vs. Alcorn State/Touchdown	95 vs. LSU/Touchdown
Most Time/Result	9:55 vs. Texas A&M/Turnover on Downs	6:55 vs. LSU/Field Goal

## ► THREE-AND-OUTS

ARKANSAS		OPPONENTS
THREE-AND-OUTS/DRIVES	THREE-AND-OUTS/DRIVES	
LA Tech	2/11	2/10
TCU	4/15	1/15
Texas State	2/11	7/11
Texas A&M	2/13	2/13
Alcorn State	0/13	3/13
Alabama	3/15	2/15
Ole Miss	3/14	4/13
Auburn	4/13	1/13
Florida	1/13	4/13
LSU	6/13	1/13
Mississippi State	0/12	2/11
<b>TOTAL</b>	<b>27/143</b>	<b>29/140</b>

## ► NON-OFFENSIVE SCORES

ARKANSAS (4)	OPPONENTS (3)
Brooks Ellis 47-yd int. return (at TCU)	Tim Williams 23-yd fumble return (Alabama)
Ryan Pulley 25-yd int. return (Texas State)	M. Fitzpatrick 100-yd int. return (Alabama)
Henre' Toliver 70-yd int. return (Alcorn State)	D. Dawson 37-yd int. return (Florida)
Santos Ramirez 24-yd int. return (Florida)	

## ► SPECIAL TEAMS TACKLES

	TOTAL	KO	PUNT
Ryder Lucas	13	11	2
De'Jon Harris	10	10	0
Cody Hollister	8	6	2
Josh Harris	7	7	0
Byron Keaton	5	5	0
Damon Mitchell	5	5	0
Reid Miller	4	4	0
DJ Dean	4	4	0
Khalia Hackett	4	4	0
Santos Ramirez	3	1	2
De'Andre Coley	3	2	1
Jared Collins	3	3	0
Matt Emrich	3	0	3
Henre' Toliver	2	1	1
Dwayne Eugene	2	2	0
Toby Baker	2	0	2
Adam McFain	1	1	0
Jake Hall	1	0	1
Austin Cantrell	1	0	1
Nate Dalton	1	1	0
Connor Limpert	1	1	0
<b>TOTAL</b>	<b>83</b>	<b>68</b>	<b>15</b>

# ARKANSAS AT MISSOURI



## ▶ ARKANSAS 20-YARD PLUS PLAYS

YARDS	TYPE	PLAYER(S)	OPPONENT
*75	Rush	Devwah Whaley	Alcorn State
73	Pass	Keon Hatcher from Austin Allen	TEXAS STATE
72*	Rush	R. Williams	Mississippi State
*70	INT	Henre' Toliver	Alcorn State
57	Pass	Jared Cornelius from Austin Allen	Alabama
55	Rush	R. Williams	Texas A&M
54	Pass	R. Williams from Austin Allen	LSU
53	Rush	R. Williams	OLE MISS
*51	Pass	Dominique Reed from Austin Allen	OLE MISS
50	Rush	Devwah Whaley	Mississippi State
*47	INT	Brooks Ellis	TCU
44	Pass	Keon Hatcher from Austin Allen	Texas A&M
*44	Pass	Dominique Reed from Austin Allen	LSU
43	Pass	Devwah Whaley from Austin Allen	Florida
42*	Rush	R. Williams	Mississippi State
*41	Rush	R. Williams	Florida
38	Pass	Jared Cornelius from Austin Allen	Texas A&M
38	Pass	Jared Cornelius from Austin Allen	Texas A&M
37	Rush	R. Williams	TCU
37	Pass	Cody Hollister from Austin Allen	Alabama
*35	Pass	Jared Cornelius from Austin Allen	Alcorn State
34	Pass	Drew Morgan from Austin Allen	Mississippi State
34	Rush	Devwah Whaley	LSU
33	PR	Drew Morgan	Alcorn State
33*	Rush	R. Williams	Mississippi State
33	Pass	Keon Hatcher from Austin Allen	Mississippi State
33	Pass	Jared Cornelius from Austin Allen	Texas A&M
32	Pass	Dominique Reed from Austin Allen	TEXAS STATE
32	Pass	Austin Cantrell from Austin Allen	Mississippi State
31	Pass	Jeremy Sprinkle from Austin Allen	Florida
30	Rush	T.J. Hammonds	Mississippi State
29	Pass	Grayson Gunter from Austin Allen	Mississippi State
29	Pass	R. Williams from Austin Allen	Alabama
29	Rush	R. Williams	Alcorn State
29	KR	Deon Stewart	Alabama
*29	Pass	Jared Cornelius from Austin Allen	Alcorn State
29	Pass	Jared Cornelius from Austin Allen	Alabama
28	KR	Deon Stewart	LSU
28	KR	Deon Stewart	Mississippi State
28	KR	Drew Morgan	Alabama
26	Pass	Devwah Whaley from Austin Allen	Florida
*26	Rush	Cody Hollister	Alcorn State
*25	INT	Ryan Pulley	TEXAS STATE
25	Pass	Jeremy Sprinkle from Austin Allen	TCU
25	KR	Deon Stewart	Alcorn State
25	KR	Dominique Reed	LA Tech
24	Pass	Drew Morgan from Austin Allen	TCU
*24	INT	Santos Ramirez	Florida
24	Pass	Drew Morgan from Austin Allen	Mississippi State
24	Pass	Jared Cornelius from Austin Allen	Alcorn State
24	Rush	R. Williams	Alcorn State
*24	Pass	Jeremy Sprinkle from Austin Allen	Alabama
24	Pass	Jared Cornelius from Austin Allen	Alabama
24	Pass	Jeremy Sprinkle from Austin Allen	Mississippi State
24	Rush	R. Williams	OLE MISS
24	Pass	Drew Morgan from Austin Allen	TCU
23	Pass	Jeremy Sprinkle from Austin Allen	Texas A&M
23	Rush	R. Williams	Mississippi State
23	Pass	Jeremy Sprinkle from Austin Allen	Mississippi State
23	Pass	Devwah Whaley from Austin Allen	LSU
23	Pass	Drew Morgan from Austin Allen	Alabama
22	Rush	R. Williams	TCU
22	Pass	R. Williams from Austin Allen	Alabama
22	KR	Dominique Reed	TCU
22	Rush	R. Williams	OLE MISS
22	Rush	Cody Hollister	Alcorn State
21	Pass	Drew Morgan from Austin Allen	Texas A&M
21	KR	Dominique Reed	TCU
21	Pass	Drew Morgan from Austin Allen	Florida
20	Pass	Jared Cornelius from Austin Allen	OLE MISS
20	Pass	Drew Morgan from Austin Allen	Florida
20	Pass	Jared Cornelius from Austin Allen	Alabama
20	Pass	Dominique Reed from Austin Allen	Alabama
20	Pass	Jeremy Sprinkle from Austin Allen	LSU

\* touchdown scored on play

## ▶ ARKANSAS LONG PLAYS BY YARDS

	NO	TD
100+	0	0
90-99	0	0
80-89	0	0
70-79	4	3
60-69	0	0
50-59	7	1
40-49	8	5
30-39	19	2
20-29	52	5
<b>TOTAL</b>	<b>90</b>	<b>16</b>

## ▶ ARKANSAS LONG PLAYS BY TYPE

	NO	TD
Rushing	22	6
Passing	51	5
Punt returns	2	0
Kick returns	10	0
Interceptions	5	5
Fumble returns	0	0
Other	0	0
<b>TOTAL</b>	<b>90</b>	<b>16</b>

## ▶ ARKANSAS 20-YARD PLUS PLAYS BY PLAYER

PLAYER	NO.	TD	R	P	KR	PR	IR	FR
R. Williams	19	4	16	3	0	0	0	0
Jared Cornelius	15	2	0	14	0	1	0	0
Drew Morgan	13	0	0	11	1	1	0	0
Dominique Reed	9	2	0	4	5	0	0	0
Jeremy Sprinkle	8	1	0	8	0	0	0	0
Devwah Whaley	6	1	3	3	0	0	0	0
Deon Stewart	4	0	0	0	4	0	0	0
Keon Hatcher	4	0	0	4	0	0	0	0
Cody Hollister	3	1	2	1	0	0	0	0
Brooks Ellis	2	2	0	0	0	0	2	0
Santos Ramirez	1	1	0	0	0	0	1	0
Henre' Toliver	1	1	0	0	0	0	1	0
Ryan Pulley	1	1	0	0	0	0	1	0
C. O'Grady	1	0	0	1	0	0	0	0
Grayson Gunter	1	0	0	1	0	0	0	0
Austin Cantrell	1	0	0	1	0	0	0	0
T.J. Hammonds	1	0	1	0	0	0	0	0
<b>TOTAL</b>	<b>90</b>	<b>16</b>	<b>22</b>	<b>51</b>	<b>10</b>	<b>2</b>	<b>5</b>	<b>0</b>

## ▶ ARKANSAS LONGEST PLAYS OF THE YEAR

TYPE	YDS	PLAY
Rushing	75	Devwah Whaley vs Alcorn State (10/1/2016)
Rushing Touchdown	75	Devwah Whaley vs Alcorn State (10/1/2016)
Passing	73	Keon Hatcher from Austin Allen vs Texas State (9/17/2016)
Passing Touchdown	51	Dominique Reed from Austin Allen vs. Ole Miss (10/15/2016)
Punt Return	33	Drew Morgan vs Alcorn State (10/1/2016)
Kick Return	29	Deon Stewart vs Alabama (10/8/2016)
Interception Return	70	Henre' Toliver vs Alcorn State (10/1/2016)
Fumble Return	-	-
Punt	59	Toby Baker vs TCU (9/10/2016)
Field Goal	54	Adam McFain at Auburn (10/22/16)



## ► GAME 1

<b>LOUISIANA TECH</b> (0-1).....	20
<b>ARKANSAS</b> (1-0) .....	21

September 3, 2016 | Fayetteville, Ark.

Donald W. Reynolds Razorback Stadium | Time: 3:00 p.m. | Attendance: 69,132

TV: SEC Network > Beth Mowins (PBP), Anthony Becht (Anayst), Rocky Boiman (Sideline)

## LA TECH

RUSHING	Att.	Gain	Lost	Net	TD	Long	Avg.
Jarred Craft	12	68	0	68	1	31	5.7
J'Mar Smith	9	30	20	10	1	9	1.1
Boston Scott	1	2	0	2	0	2	2.0
C. Henderson	1	0	1	-1	0	0	-1.0

PASSING	Comp.	Att.	Yds	TD	Int	Long	Sack
J'Mar Smith	19	31	212	0	1	26	3

RECEIVING	No.	Yds	TD	Long
Trent Taylor	8	78	0	19
C. Henderson	6	71	0	24
Marcus Gaines	2	31	0	24
Jarred Craft	2	28	0	26
Conner Smith	1	4	0	4

PUNTING	No.	Yds	Avg.	Long	I20	50+
Gerald Shouse	3	115	38.3	49	0	0

FIELD GOALS	Made	Att.	Long	Kicks
J. Barnes	2	4	43	Missed 54, Made 43, Made 20, Missed 39

## ARKANSAS

RUSHING	Att.	Gain	Lost	Net	TD	Long	Avg.
R. Williams	24	102	6	96	1	14	4.0
Kody Walker	6	24	0	24	0	7	4.0
Jared Cornelius	3	13	0	13	0	8	4.3
Devwah Whaley	2	3	2	1	0	3	0.5
Team	1	0	2	-2	0	0	-2.0
Austin Allen	4	0	26	-26	0	0	-6.5

PASSING	Comp.	Att.	Yds	TD	Int	Long	Sack
Austin Allen	20	29	191	2	2	18	4

RECEIVING	No.	Yds	TD	Long
Keon Hatcher	6	86	0	18
Drew Morgan	5	47	0	18
Jeremy Sprinkle	3	19	1	12
R. Williams	3	15	0	16
Jared Cornelius	1	13	1	13
Dominique Reed	1	6	0	6
Austin Cantrell	1	5	0	5

PUNTING	No.	Yds	Avg.	Long	I20	50+
Toby Baker	4	190	47.5	55	1	2

FIELD GOALS	Made	Att.	Long	Kicks
--				



In his first game action since suffering a season-ending neck injury in 2015, sophomore **RB RAWLEIGH WILLIAMS III** scored Arkansas' first touchdown of the season and went on to rush for a game-high 96 yards on a then career-best 24 carries.

## ► SCORING SUMMARY

	1st	2nd	3rd	4th	Final
Louisiana Tech	7	7	6	0	20
Arkansas	7	7	0	7	21

	Qtr.	Time	Scoring Play
LA Tech	1st	9:11	J'Mar Smith 9 yd run (J. Barnes Kick)
Arkansas	1st	2:52	R. Williams 6 yd run (Hedlund Kick)
Arkansas	2nd	7:01	J. Cornelius 13 yd pass from Allen (Hedlund Kick)
LA Tech	2nd	1:40	Jarred Craft 1 yd run (J. Barnes Kick)
LA Tech	3rd	11:14	J. Barnes 43 yd field goal
LA Tech	3rd	4:58	J. Barnes 20 yd field goal
Arkansas	4th	6:37	J. Sprinkle 4 yd pass from Allen (Hedlund Kick)

## ► TEAM STATS

	LA TECH	ARKANSAS
FIRST DOWNS	16	21
RUSHES-YARDS (NET)	23-79	40-106
PASSING YDS (NET)	212	191
Comp-Passes Att-Int	19-31-1	20-29-2
TOTAL OFFENSE PLAYS-YARDS	54-291	69-297
Fumble Returns-Yards	0-0	0-0
Punt Returns-Yards	2-39	1-0
Kickoff Returns-Yards	3-84	2-42
Interception Returns-Yards	2-34	1-3
Punts (Number-Avg)	3-38.3	4-47.5
Fumbles-Lost	1-0	1-0
Penalties-Yards	3-20	4-35
Possession Time	23:19	36:41
Third-Down Conversions	5 of 11	3 of 12
Fourth-Down Conversions	0 of 0	3 of 3
Red-Zone Scores-Chances	3-3	3-4
Sacks By: Number-Yards	4-26	3-20



## ► GAME 2

**ARKANSAS** (2-0) ..... 41

**NO. 15/12 TCU** (1-1) ..... 38

September 10, 2016 | Fort Worth, Texas

Amon G. Carter Stadium | Time: 6:00 p.m. | Attendance: 48,091

TV: ESPN > Joe Tessitore (PBP), Todd Blackledge (Analyst), Holly Rowe (Sideline)

### ARKANSAS

RUSHING	Att.	Gain	Lost	Net	TD	Long	Avg.
R. Williams	28	146	0	137	0	37	4.9
Kody Walker	7	20	1	19	0	6	2.7
Dominique Reed	2	18	0	18	0	15	9.0
Devwah Whaley	2	5	0	5	0	5	2.5
Austin Allen	3	8	6	2	1	5	0.7
Team	1	0	1	-1	0	0	-1.0

PASSING	Comp.	Att.	Yds	TD	Int	Long	Sack
Austin Allen	17	29	233	3	0	25	1

RECEIVING	No.	Yds	TD	Long
Drew Morgan	7	93	1	24
Jeremy Sprinkle	3	58	1	25
Keon Hatcher	2	22	1	16
Jared Cornelius	2	17	0	17
Hayden Johnson	1	18	0	18
Dominique Reed	1	11	0	11
Austin Cantrell	1	4	0	4

PUNTING	No.	Yds	Avg.	Long	I20	50+
Toby Baker	6	304	50.7	59	1	5

FIELD GOALS	Made	Att.	Long	Kicks
Cole Hedlund	2	3	38	Made 38, Made 27, Missed 22

### TCU

RUSHING	Att.	Gain	Lost	Net	TD	Long	Avg.
Kenny Hill	15	111	18	93	2	26	6.2
Kyle Hicks	11	49	0	49	2	9	4.5
Derrick Green	5	31	0	31	0	14	6.2
Deante Gray	1	22	0	22	0	19	22.0

PASSING	Comp.	Att.	Yds	TD	Int	Long	Sack
Kenny Hill	36	56	377	1	1	57	3
Team	0	2	0	0	0	0	0

RECEIVING	No.	Yds	TD	Long
Kyle Hicks	8	92	0	31
K. Turpin	7	126	0	57
Ty Slanina	7	75	0	18
Desmon White	5	16	0	5
Deante Gray	3	17	0	9
Emanuel Porter	2	10	0	14
John Diarse	1	18	0	18
Taj Williams	1	13	1	13
Daniel Walsh	1	7	0	7
Sewo Olonilu	1	3	0	3

PUNTING	No.	Yds	Avg.	Long	I20	50+
Adam Nunez	5	199	39.8	49	1	0

FIELD GOALS	Made	Att.	Long	Kicks
Ryan Graf	1	2	37	Missed 28, Made 37



Senior **LB BROOKS ELLIS'** 47-yard interception return for a touchdown gave Arkansas a 13-0 lead at the half. Ellis finished with 13 stops, including a career-high three for loss, and had at least one tackle in eight of TCU's first nine drives.

### ► SCORING SUMMARY

	1st	2nd	3rd	4th	OT1	OT2	Final
Arkansas	3	10	7	8	7	6	41
TCU	0	0	7	21	7	3	38

	Qtr.	Time	Scoring Play
Arkansas	1st	11:40	Cole Hedlund 38 yd field goal
Arkansas	2nd	12:07	Cole Hedlund 27 yd field goal
Arkansas	2nd	10:09	Brooks Ellis 47 yd interception return (Hedlund Kick)
TCU	3rd	11:58	Kyle Hicks 9 yd run (Graf Kick)
Arkansas	3rd	4:27	Drew Morgan 13 yd pass from Allen (Hedlund Kick)
TCU	4th	9:44	Kenny Hill 1 yd run (Graf Kick)
TCU	4th	7:15	Kyle Hicks 7 yd run (Graf Kick)
TCU	4th	2:05	Kenny Hill 5 yd run (Graf Kick)
Arkansas	4th	1:03	Keon Hatcher 16 yard pass from Allen (2PT)
Arkansas	OT	15:00	Jeremy Sprinkle 19 yd pass from Allen (Hedlund Kick)
TCU	OT	15:00	Taj Williams 13 yd pass from Hill (Graf Kick)
TCU	OT	15:00	Graf 37 yd field goal
Arkansas	OT	15:00	Austin Allen 5 yd run

### ► TEAM STATS

	ARKANSAS	TCU
FIRST DOWNS	20	25
RUSHES-YARDS (NET)	43-180	32-195
PASSING YDS (NET)	223	377
Comp-Passes Att-Int	17-29-0	36-58-1
TOTAL OFFENSE PLAYS-YARDS	72-403	90-572
Fumble Returns-Yards	0-0	0-0
Punt Returns-Yards	2-35	2-33
Kickoff Returns-Yards	4-77	5-155
Interception Returns-Yards	1-47	0-0
Punts (Number-Avg)	6-50.7	5-39.8
Fumbles-Lost	0-0	1-1
Penalties-Yards	5-45	9-95
Possession Time	33:07	26:53
Third-Down Conversions	7 of 16	12 of 19
Fourth-Down Conversions	0 of 0	1 of 1
Red-Zone Scores-Chances	6-7	6-7
Sacks By: Number-Yards	3-18	1-6



## ► GAME 3

**TEXAS STATE** (1-1) .....3  
**NO. 24 ARKANSAS** (3-0) .....42

September 17, 2016 | Fayetteville, Ark.

Donald W. Reynolds Razorback Stadium | Time: 6:30 p.m. | Attendance: 69,132

TV: SECN Alt. > Roy Philpott (PBP), Clint Stoerner (Anayst), Dawn Davenport (Sideline)

## TEXAS STATE

RUSHING	Att.	Gain	Lost	Net	TD	Long	Avg.
S. Mayberry	10	34	0	34	0	6	3.4
Eddie Printz	2	19	0	19	0	13	9.5
J. Worrell	4	2	0	2	0	2	0.5
Tyler Jones	10	8	41	-33	0	4	-3.3

PASSING	Comp.	Att.	Yds	TD	Int	Long	Sack
Tyler Jones	11	26	83	0	1	24	4

RECEIVING	No.	Yds	TD	Long
S. Mayberry	3	13	0	6
T. Morbley	2	19	0	10
Gabe Schrade	2	12	0	8
Tyler Watts	2	6	0	4
Elijah King	1	24	0	24
Eric Luna	1	9	0	9

PUNTING	No.	Yds	Avg.	Long	I20	50+
Lumi Kaba	8	365	45.6	57	4	3

FIELD GOALS	Made	Att.	Long	Kicks
James Sherman	1	1	39	Made 39

## ARKANSAS

RUSHING	Att.	Gain	Lost	Net	TD	Long	Avg.
R. Williams	19	122	1	121	2	18	6.4
Devwah Whaley	11	50	0	50	0	9	4.5
Kody Walker	7	23	0	23	1	12	3.3
Dominique Reed	1	15	0	15	0	15	15.0
Austin Allen	4	21	6	15	0	8	3.8
Damon Mitchell	2	2	0	2	0	2	1.0

PASSING	Comp.	Att.	Yds	TD	Int	Long	Sack
Austin Allen	16	21	241	2	0	73	1
Ty Storey	0	1	0	0	0	0	0

RECEIVING	No.	Yds	TD	Long
Keon Hatcher	3	96	1	73
Cody Hollister	3	38	0	19
Drew Morgan	3	28	0	15
Jeremy Sprinkle	3	20	1	10
Dominique Reed	2	36	0	32
Austin Cantrell	1	12	0	12
Kody Walker	1	11	0	11

PUNTING	No.	Yds	Avg.	Long	I20	50+
Toby Baker	2	80	40.0	50	2	1
Blake Johnson	2	94	47.0	48	1	0

FIELD GOALS	Made	Att.	Long	Kicks
--				



Junior **JEREMIAH LEDBETTER** recorded 1.5 sacks to help Arkansas limit Texas State to just 105 total yards, including 22 on the ground. The Bobcats had just one first down in their first seven possessions, as the Razorbacks took a 35-0 lead into the half.

## ► SCORING SUMMARY

	1st	2nd	3rd	4th	Final
Texas State	0	0	3	0	3
Arkansas	14	21	7	0	42

	Qtr.	Time	Scoring Play
Arkansas	1st	9:15	Keon Hatcher 9 yd pass from Allen (Hedlund Kick)
Arkansas	1st	4:36	Kody Walker 1 yd run (Hedlund Kick)
Arkansas	2nd	11:31	Ryan Pulley 25 yd interception return (Hedlund Kick)
Arkansas	2nd	5:22	J. Sprinkle 10 yd pass from Allen (Hedlund Kick)
Arkansas	2nd	0:44	R. Williams 1 yd run (Hedlund Kick)
Texas State	3rd	9:56	James Sherman 39 yd field goal
Arkansas	3rd	1:02	R. Williams 15 yd run (Hedlund Kick)

## ► TEAM STATS

	TEXAS STATE	ARKANSAS
FIRST DOWNS	8	26
RUSHES-YARDS (NET)	26-22	44-226
PASSING YDS (NET)	83	241
Comp-Passes Att-Int	11-26-1	16-22-0
TOTAL OFFENSE PLAYS-YARDS	52-105	66-467
Fumble Returns-Yards	0-0	0-0
Punt Returns-Yards	1-1	2-1
Kickoff Returns-Yards	3-53	2-26
Interception Returns-Yards	0-0	1-25
Punts (Number-Avg)	8-45.6	4-43.5
Fumbles-Lost	0-0	1-1
Penalties-Yards	5-45	7-40
Possession Time	20:31	34:29
Third-Down Conversions	3 of 14	4 of 9
Fourth-Down Conversions	1 of 1	1 of 1
Red-Zone Scores-Chances	1-1	5-5
Sacks By: Number-Yards	1-6	4-40



## ► GAME 4

**NO. 17/18 ARKANSAS** (3-1, 0-1) ..... 24

**NO. 10/13 TEXAS A&M** (4-0, 2-0) ..... 45

September 24, 2016 | Arlington, Texas

AT&T Stadium | Time: 8:15 p.m. | Attendance: 48,091

TV: ESPN > Joe Tessitore (PBP), Todd Blackledge (Analyst), Holly Rowe (Sideline)

### ARKANSAS

RUSHING	Att.	Gain	Lost	Net	TD	Long	Avg.
R. Williams	17	89	19	79	1	55	4.6
Devwah Whaley	9	36	7	29	0	16	3.2
Kody Walker	4	23	0	23	0	17	5.8
Jared Cornelius	1	7	0	7	0	7	7.0
Kendrick Jackson	1	0	0	0	0	0	0.0
Team	1	0	1	-1	0	0	-1.0
Keon Hatcher	1	0	5	-5	0	0	-5.0
Dominique Reed	1	0	6	-6	0	0	-6.0
Austin Allen	5	7	13	-6	0	4	-1.2

PASSING	Comp.	Att.	Yds	TD	Int	Long	Sack
Austin Allen	28	42	371	2	0	44	1

RECEIVING	No.	Yds	TD	Long
Drew Morgan	9	86	0	21
Jared Cornelius	7	126	1	38
Jeremy Sprinkle	4	46	0	23
Keon Hatcher	3	77	1	44
Cody Hollister	3	39	0	19
Kendrick Jackson	1	1	0	1
R. Williams	1	-4	0	0

PUNTING	No.	Yds	Avg.	Long	I20	50+
Toby Baker	3	118	39.3	46	1	0

FIELD GOALS	Made	Att.	Long	Kicks
Cole Hedlund	1	1	25	Made 25

### TEXAS A&M

RUSHING	Att.	Gain	Lost	Net	TD	Long	Avg.
Trevor Knight	10	168	11	157	2	62	15.7
Trayveon Williams	12	153	0	153	2	33	12.8
Keith Ford	10	60	5	55	0	27	5.5
James White	1	6	0	6	0	6	6.0
Kendall Bussey	2	1	0	1	0	1	0.5
Team	2	0	6	-6	0	0	-3.0

PASSING	Comp.	Att.	Yds	TD	Int	Long	Sack
Trevor Knight	12	22	225	2	0	92	1

RECEIVING	No.	Yds	TD	Long
Josh Reynolds	4	141	1	92
Christian Kirk	3	25	1	9
Trayveon Williams	3	5	0	9
Ricky Seals-Jones	1	47	0	47
Frank Iheanacho	1	7	0	7

PUNTING	No.	Yds	Avg.	Long	I20	50+
Shane Tripucka	2	95	47.5	50	1	1

FIELD GOALS	Made	Att.	Long	Kicks
Daniel LaCamera	1	2	48	Missed 36, Made 48



Junior **QB AUSTIN ALLEN** threw for a career-high 371 yards, including 156 yards in the fourth quarter alone. Allen's 371 yards through the air are the 10th-most in an SEC game in program history, while he extended his streak of attempts without an interception to 102.

### ► SCORING SUMMARY

	1st	2nd	3rd	4th	Final
Arkansas	7	10	0	7	24
Texas A&M	0	17	7	21	45

	Qtr.	Time	Scoring Play
Arkansas	1st	12:29	Keon Hatcher 15 yd pass from Allen (Hedlund Kick)
Texas A&M	2nd	14:52	Trevor Knight 42 yd run (LaCamera Kick)
Arkansas	2nd	9:59	Hedlund 25 yd field goal
Texas A&M	2nd	4:42	LaCamera 48 yd field goal
Arkansas	2nd	1:31	R. Williams 8 yd run (Hedlund Kick)
Texas A&M	2nd	0:13	Trevor Knight 48 yd run (LaCamera Kick)
Texas A&M	3rd	1:33	Josh Reynolds 92 yd pass from Knight (LaCamera Kick)
Texas A&M	4th	11:54	Trayveon Williams 33 yd run (LaCamera Kick)
Texas A&M	4th	10:25	Christian Kirk 9 yd pass from Knight (LaCamera Kick)
Arkansas	4th	6:21	Jared Cornelius 5 yd pass from Allen (Hedlund Kick)
Texas A&M	4th	4:57	Trayveon Williams 22 yd run (LaCamera Kick)

### ► TEAM STATS

	ARKANSAS	TEXAS A&M
FIRST DOWNS	27	22
RUSHES-YARDS (NET)	40-120	37-366
PASSING YDS (NET)	371	225
Comp-Passes Att-Int	28-42-0	12-22-0
TOTAL OFFENSE PLAYS-YARDS	82-491	59-591
Fumble Returns-Yards	0-0	0-0
Punt Returns-Yards	1-(-1)	1-(-14)
Kickoff Returns-Yards	1-15	4-84
Interception Returns-Yards	0-0	0-0
Punts (Number-Avg)	3-39.3	2-47.5
Fumbles-Lost	3-3	3-2
Penalties-Yards	7-62	7-55
Possession Time	39:45	20:15
Third-Down Conversions	9 of 16	8 of 12
Fourth-Down Conversions	1 of 3	0 of 0
Red-Zone Scores-Chances	4-7	1-3
Sacks By: Number-Yards	1-5	1-9



## ► GAME 5

**ALCORN STATE** (1-3) ..... 10  
**NO. 20 ARKANSAS** (4-1) ..... 52

October 1, 2016 | Little Rock, Ark.

War Memorial Stadium | Time: 11:01 a.m. | Attendance: 46,988

TV: SECN Alt. > Mike Morgan (PBP), Clint Stoerner (Anayst), Kevin Weidl (Sideline)

**ALCORN STATE**

RUSHING	Att.	Gain	Lost	Net	TD	Long	Avg.
Arron Baker	13	93	8	85	0	46	6.5
Noah Johnson	10	80	25	55	1	53	5.5
De'Lance Turner	11	25	4	21	0	6	1.9
Silas Spearman	3	4	5	-1	0	3	-0.3
TEAM	1	0	5	-5	0	0	-5.0

PASSING	Comp.	Att.	Yds	TD	Int	Long	Sack
Noah Johnson	13	19	158	0	2	39	2

RECEIVING	No.	Yds	TD	Long
Jabor McKenzie	7	88	0	28
LaDarrien Davis	2	9	0	8
Jalen Walker	1	39	0	39
Collins Moore	1	11	0	11
Arron Baker	1	7	0	7
Norlando Veals	1	4	0	4

PUNTING	No.	Yds	Avg.	Long	I20	50+
Haiden McCraney	5	211	42.2	51	2	1

FIELD GOALS	Made	Att.	Long	Kicks
Haiden McCraney	1	2	43	Made 43, Missed 41

**ARKANSAS**

RUSHING	Att.	Gain	Lost	Net	TD	Long	Avg.
Devwah Whaley	9	136	1	135	1	75	15.0
R. Williams	13	126	0	126	0	29	9.7
Cody Hollister	2	48	0	48	1	26	24.0
T.J. Hammonds	5	29	0	29	1	13	5.8
Damon Mitchell	4	12	0	12	0	7	3.0
Kody Walker	2	6	0	6	0	6	3.0
C. McPherson	2	4	0	4	0	2	2.0
Ty Storey	1	0	7	-7	0	0	-7.0

PASSING	Comp.	Att.	Yds	TD	Int	Long	Sack
Austin Allen	13	18	206	3	0	35	0

RECEIVING	No.	Yds	TD	Long
Jared Cornelius	4	106	2	35
Drew Morgan	4	47	0	17
Jeremy Sprinkle	2	14	0	9
Deon Stewart	1	15	0	15
Austin Cantrell	1	14	0	14
L. Pettway	1	10	1	10

PUNTING	No.	Yds	Avg.	Long	I20	50+
---------	-----	-----	------	------	-----	-----

FIELD GOALS	Made	Att.	Long	Kicks
Cole Hedlund	1	2	25	Made 25, Missed 44



Freshman **RB DEVWAH WHALEY'S** 75-yard touchdown run highlighted Arkansas' 353 yards on the ground against Alcorn State. Whaley reached the 100-yard plateau for the first time in his career and was joined by Rawleigh Williams.

## ► SCORING SUMMARY

	1st	2nd	3rd	4th	Final
Alcorn State	0	7	3	0	10
Arkansas	24	0	14	14	52

	Qtr.	Time	Scoring Play
Arkansas	1st	12:11	Hedlund 25 yd field goal
Arkansas	1st	9:03	Jared Cornelius 29 yd pass from Allen (Hedlund kick)
Arkansas	1st	7:22	Devwah Whaley 75 yd run (Hedlund kick)
Arkansas	1st	0:17	Jared Cornelius 35 yd pass from Allen (Hedlund kick)
Alcorn State	2nd	10:44	Noah Johnson 12 yd run (McCraney kick)
Arkansas	3rd	9:42	Henre' Tolliver 70 yd interception return (Hedlund kick)
Arkansas	3rd	5:44	Cody Hollister 26 yd run (Hedlund kick)
Alcorn State	3rd	3:40	McCraney 43 yd field goal
Arkansas	4th	13:49	L. Pettway 10 yd pass from Allen (Hedlund kick)
Arkansas	4th	6:36	TJ Hammonds 5 yd run (Hedlund kick)

## ► TEAM STATS

	ALCORN STATE	ARKANSAS
FIRST DOWNS	15	25
RUSHES-YARDS (NET)	38-155	38-353
PASSING YDS (NET)	158	206
Comp-Passes Att-Int	13-19-2	13-18-0
TOTAL OFFENSE PLAYS-YARDS	57-313	56-559
Fumble Returns-Yards	0-0	0-0
Punt Returns-Yards	0-0	1-33
Kickoff Returns-Yards	6-125	2-29
Interception Returns-Yards	0-0	2-72
Punts (Number-Avg)	5-42.2	0-0.0
Fumbles-Lost	3-2	1-1
Penalties-Yards	3-15	4-45
Possession Time	31:55	28:05
Third-Down Conversions	4 of 11	2 of 7
Fourth-Down Conversions	0 of 0	0 of 2
Red-Zone Scores-Chances	2-4	4-4
Sacks By: Number-Yards	0-0	2-19



# ► GAME 6

**NO. 1/1 ALABAMA** (6-0, 3-0).....49

**NO. 16/17 ARKANSAS** (4-2, 0-2).....30

October 8, 2016 | Fayetteville, Ark.

Donald W. Reynolds Razorback Stadium | Time: 6:05 p.m. | Attendance: 75,459

TV: ESPN > Joe Tessitore (PBP), Todd Blackledge (Analyst), Holly Rowe (Sideline)

## ALABAMA

RUSHING	Att.	Gain	Lost	Net	TD	Long	Avg.
Damien Harris	13	128	6	122	0	57	9.4
Joshua Jacobs	3	57	0	57	0	56	19.0
Bo Scarbrough	8	21	1	20	2	6	2.5
B.J. Emmons	3	9	0	9	0	5	3.0

PASSING	Comp.	Att.	Yds	TD	Int	Long	Sack
Jalen Hurts	13	17	253	2	1	67	0

RECEIVING	No.	Yds	TD	Long
A. Stewart	5	120	0	67
Calvin Ridley	3	14	1	9
Damien Harris	2	60	1	56
M. Forristall	1	32	0	32
O.J. Howard	1	21	0	21
Gehrig Dieter	1	6	0	6

PUNTING	No.	Yds	Avg.	Long	I20	50+
JK Scott	4	206	51.5	63	2	2

FIELD GOALS	Made	Att.	Long	Kicks
-------------	------	------	------	-------

## ARKANSAS

RUSHING	Att.	Gain	Lost	Net	TD	Long	Avg.
R. Williams	12	46	0	46	1	14	3.8
Devwah Whaley	5	21	0	21	0	10	4.2
Kody Walker	4	17	2	15	0	11	3.8
Jared Cornelius	1	8	0	8	0	8	8.0
Drew Morgan	1	0	1	-1	0	0	-1.0
Austin Allen	12	39	49	-10	0	18	-0.8

PASSING	Comp.	Att.	Yds	TD	Int	Long	Sack
Austin Allen	25	48	400	3	3	57	6

RECEIVING	No.	Yds	TD	Long
Jared Cornelius	5	146	0	57
Drew Morgan	5	43	0	23
Keon Hatcher	4	39	2	16
Jeremy Sprinkle	3	37	1	24
R. Williams	2	51	0	29
Cody Hollister	2	43	0	37
Kody Walker	2	10	0	8
Dominique Reed	1	20	0	20
Austin Cantrell	1	11	0	11

PUNTING	No.	Yds	Avg.	Long	I20	50+
Toby Baker	4	211	52.8	57	1	3

FIELD GOALS	Made	Att.	Long	Kicks
Adam McFain	1	1	25	Made 25



With his five catches for 146 yards against Alabama, junior **WR JARED CORNELIUS** became just the third player in program history to record three straight 100-yard receiving games. Cornelius leads the SEC in yards per catch (21.47).

## ► SCORING SUMMARY

	1st	2nd	3rd	4th	Final
Alabama	14	21	7	7	49
Arkansas	7	10	7	6	30

	Qtr.	Time	Scoring Play
Alabama	1st	7:27	Jalen Hurts 5 yd run (Griffith kick)
Alabama	1st	5:25	Jalen Hurts 6 yd run (Griffith kick)
Arkansas	1st	1:54	Jeremy Sprinkle 24 yd pass from Allen (McFain kick)
Alabama	2nd	12:25	Tim Williams 23 yd fumble recovery (Griffith kick)
Alabama	2nd	8:53	56 yd pass from Hurts (Griffith kick)
Arkansas	2nd	2:56	McFain 25 yd field goal
Alabama	2nd	1:25	Bo Scarbrough 21 yd run (Griffith kick)
Arkansas	2nd	0:29	Keon Hatcher 16 yd pass from Allen (McFain kick)
Alabama	3rd	11:10	Calvin Ridley 4 yd pass from Hurts (Griffith kick)
Arkansas	3rd	3:57	Keon Hatcher 10 yd pass from Allen (McFain kick)
Alabama	4th	10:18	M. Fitzpatrick 100 yd interception return (Griffith kick)
Arkansas	4th	3:18	R. Williams 3 yd run (Allen pass failed)

## ► TEAM STATS

	ALABAMA	ARKANSAS
FIRST DOWNS	16	25
RUSHES-YARDS (NET)	34-264	36-73
PASSING YDS (NET)	253	400
Comp-Passes Att-Int	13-17-1	25-48-3
TOTAL OFFENSE PLAYS-YARDS	51-517	84-473
Fumble Returns-Yards	1-23	0-0
Punt Returns-Yards	2-12	0-0
Kickoff Returns-Yards	5-90	4-87
Interception Returns-Yards	3-114	1-8
Punts (Number-Avg)	4-51.5	4-52.8
Fumbles-Lost	3-2	3-2
Penalties-Yards	7-86	6-60
Possession Time	22:53	37:07
Third-Down Conversions	4 of 8	8 of 16
Fourth-Down Conversions	1 of 3	1 of 2
Red-Zone Scores-Chances	3-4	4-5
Sacks By: Number-Yards	6-49	0-0



## ► GAME 7

**NO. 12/13 OLE MISS** (3-3, 1-2) ..... 30**NO. 22/22 ARKANSAS** (5-2, 1-2)..... 34

October 15, 2016 | Fayetteville, Ark.

Donald W. Reynolds Razorback Stadium | Time: 6:10 p.m. | Attendance: 73,786

TV: ESPN &gt; Joe Tessitore (PBP), Todd Blackledge (Analyst), Holly Rowe (Sideline)

**OLE MISS**

<b>RUSHING</b>	Att.	Gain	Lost	Net	TD	Long	Avg.
Chad Kelly	14	99	10	89	2	23	6.4
Akeem Judd	11	41	0	41	1	13	3.7
Eugene Brazley	6	20	0	20	0	7	3.3

<b>PASSING</b>	Comp.	Att.	Yds	TD	Int	Long	Sack
Chad Kelly	18	39	253	1	1	35	2

<b>RECEIVING</b>	No.	Yds	TD	Long
Evan Engram	7	111	1	35
Q. Adeboyejo	4	61	0	22
Markell Pack	3	26	0	18
D. Stringfellow	2	26	0	16
Van Jefferson	1	16	0	16
A.J. Brown	1	13	0	13

<b>PUNTING</b>	No.	Yds	Avg.	Long	I20	50+
Gary Wunderlich	2	78	39.0	41	0	0
Will Gleeson	2	83	41.5	47	1	0
Chad Kelly	1	40	40.0	40	0	0

<b>FIELD GOALS</b>	Made	Att.	Long	Kicks
Gary Wunderlich	1	1	33	Made 33

**ARKANSAS**

<b>RUSHING</b>	Att.	Gain	Lost	Net	TD	Long	Avg.
R. Williams	27	180	0	180	0	53	6.7
Devwah Whaley	11	66	1	65	0	18	5.9
Jared Cornelius	2	17	0	17	1	11	8.5
Keon Hatcher	2	8	0	8	0	6	4.0
Austin Allen	6	5	29	-24	0	3	-4.0
Team	3	-22	24	-46	0	0	-15.3

<b>PASSING</b>	Comp.	Att.	Yds	TD	Int	Long	Sack
Austin Allen	19	32	229	3	1	51	3

<b>RECEIVING</b>	No.	Yds	TD	Long
Drew Morgan	4	34	1	13
Dominique Reed	3	65	1	51
Jared Cornelius	3	40	0	20
Keon Hatcher	3	34	0	13
R. Williams	2	18	1	16
Austin Cantrell	2	14	0	14
Cody Hollister	1	19	0	19
Jeremy Sprinkle	1	5	0	5

<b>PUNTING</b>	No.	Yds	Avg.	Long	I20	50+
Toby Baker	5	231	46.2	54	3	2

<b>FIELD GOALS</b>	Made	Att.	Long	Kicks
Adam McFain	2	2	43	Made 43, Made 36



Highlighted by three runs of 20-plus yards, sophomore **RB RAWLEIGH WILLIAMS** took the SEC rushing lead following a career-high 180-yard performance against No. 12 Ole Miss. His 180 yards rushing were the most by a Razorback in an SEC game since November of 2010.

## ► SCORING SUMMARY

	1st	2nd	3rd	4th	Final
Ole Miss	6	14	0	10	30
Arkansas	14	6	7	7	34

	Qtr.	Time	Scoring Play
Arkansas	1st	10:33	Dominique Reed 51 yd pass from Allen (McFain kick)
Ole Miss	1st	7:26	Evan Engram 13 yd pass from Kelly (Wunderlich kick failed)
Arkansas	1st	6:08	Morgan 13 yd pass from Allen (McFain kick)
Arkansas	2nd	14:13	McFain 43 yd field goal
Ole Miss	2nd	11:50	Akeem Judd 2 yd run (Wunderlich kick)
Arkansas	2nd	5:21	McFain 36 yd field goal
Ole Miss	2nd	1:24	Kelly 8 yd run (Wunderlich kick)
Arkansas	3rd	3:29	R. Williams 2 yd pass from Allen (McFain kick)
Ole Miss	4th	14:49	Wunderlich 33 yd field goal
Ole Miss	4th	9:00	Kelly 17 yd run (Wunderlich kick)
Arkansas	4th	2:20	Jared Cornelius 6 yd run (McFain kick)

## ► TEAM STATS

	OLE MISS	ARKANSAS
FIRST DOWNS	20	27
RUSHES-YARDS (NET)	31-150	51-200
PASSING YDS (NET)	253	229
Comp-Passes Att-Int	18-39-1	19-32-1
TOTAL OFFENSE PLAYS-YARDS	70-403	83-429
Fumble Returns-Yards	0-0	0-0
Punt Returns-Yards	1-0	2-5
Kickoff Returns-Yards	4-87	2-26
Interception Returns-Yards	1-17	1-0
Punts (Number-Avg)	5-40.2	5-46.2
Fumbles-Lost	2-0	1-0
Penalties-Yards	4-45	6-71
Possession Time	19:22	40:38
Third-Down Conversions	6 of 14	5 of 16
Fourth-Down Conversions	0 of 2	1 of 1
Red-Zone Scores-Chances	5-5	4-5
Sacks By: Number-Yards	3-27	2-9



## ► GAME 8

**NO. 17/17 ARKANSAS** (5-3, 1-3) .....3

**NO. 21/24 AUBURN** (5-2, 3-1) .....56

October 22, 2016 | Auburn, Ala.

Jordan-Hare Stadium | Time: 5:01 p.m. | Attendance: 87,451

TV: ESPN > Joe Tessitore (PBP), Todd Blackledge (Analyst), Holly Rowe (Sideline)

### ARKANSAS

RUSHING	Att.	Gain	Lost	Net	TD	Long	Avg.
R. Williams	13	28	6	22	0	8	1.7
Devwah Whaley	8	15	4	11	0	5	1.4
T.J. Hammonds	4	10	8	2	0	7	0.5
Austin Allen	4	11	15	-4	0	11	-1.0
Ty Storey	1	0	10	-10	0	0	-10.0

PASSING	Comp.	Att.	Yds	TD	Int	Long	Sack
Austin Allen	17	30	187	0	1	19	3
Ty Storey	1	3	3	0	0	3	1

RECEIVING	No.	Yds	TD	Long
Keon Hatcher	7	81	0	17
Drew Morgan	4	42	0	19
R. Williams	2	19	0	10
Jared Cornelius	2	17	0	9
Austin Cantrell	2	15	0	9
Jeremy Sprinkle	1	16	0	16

PUNTING	No.	Yds	Avg.	Long	I20	50+
Toby Baker	10	415	41.5	58	2	3

FIELD GOALS	Made	Att.	Long	Kicks
Adam McFain	1	1	54	Made 54

### AUBURN

RUSHING	Att.	Gain	Lost	Net	TD	Long	Avg.
Kamryn Pettway	27	192	0	192	2	27	7.1
Eli Stove	3	94	0	94	1	78	31.3
Kam Martin	7	80	0	80	1	51	11.4
Stanton Truitt	8	78	0	78	2	31	9.8
Sean White	4	61	0	61	1	41	15.2
John Franklin	7	39	0	39	0	11	5.6
TEAM	1	0	1	-1	0	0	-1.0

PASSING	Comp.	Att.	Yds	TD	Int	Long	Sack
Sean White	6	11	77	1	0	45	0
John Franklin	1	1	12	0	0	12	0

RECEIVING	No.	Yds	TD	Long
Ryan Davis	3	15	0	7
Stanton Tuitt	1	45	1	45
Eli Stove	1	12	0	12
N. Craig-Myers	1	10	0	10
Chandler Cox	1	7	0	7

PUNTING	No.	Yds	Avg.	Long	I20	50+
Kevin Phillips	3	119	39.7	53	1	1

FIELD GOALS	Made	Att.	Long	Kicks
-------------	------	------	------	-------



During his seven-catch performance at Auburn, **WR KEON HATCHER** surpassed 1,500 yards receiving. Hatcher is just one touchdown reception away from cracking the top 5 in program history and has 114 career receptions.

### ► SCORING SUMMARY

	1st	2nd	3rd	4th	Final
Arkansas	0	3	0	0	3
Auburn	21	7	14	14	56

	Qtr.	Time	Scoring Play
Auburn	1st	11:00	Eli Stove 78 yd run (Carlson kick)
Auburn	1st	3:00	Kamryn Pettway 9 yd run (Carlson kick)
Auburn	1st	0:57	Stanton Truitt 20 yd run (Carlson kick)
Auburn	2nd	1:28	Stanton Truitt 45 yd pass from White (Carlson kick)
Arkansas	2nd	0:00	Adam McFain 54 yd field goal
Auburn	3rd	6:06	Sean White 1 yd run (Carlson kick)
Auburn	3rd	0:42	Kamryn Pettway 23 yd run (Carlson kick)
Auburn	4th	12:25	Stanton Truitt 31 yd run (Carlson kick)
Auburn	4th	4:27	Kam Martin 51 yd run (Carlson kick)

### ► TEAM STATS

	ARKANSAS	AUBURN
FIRST DOWNS	14	26
RUSHES-YARDS (NET)	31-25	57-543
PASSING YDS (NET)	190	89
Comp-Passes Att-Int	18-33-1	7-12-0
TOTAL OFFENSE PLAYS-YARDS	64-215	69-632
Fumble Returns-Yards	0-0	0-0
Punt Returns-Yards	0-0	2-11
Kickoff Returns-Yards	2-29	0-0
Interception Returns-Yards	0-0	1-0
Punts (Number-Avg)	10-41.5	3-39.7
Fumbles-Lost	1-1	0-0
Penalties-Yards	4-29	2-10
Possession Time	32:37	27:23
Third-Down Conversions	3 of 15	7 of 12
Fourth-Down Conversions	0 of 1	1 of 2
Red-Zone Scores-Chances	0-0	3-3
Sacks By: Number-Yards	0-0	4-25



## ► GAME 9

**NO. 10/9 FLORIDA** (6-2, 4-2) ..... 10  
**ARKANSAS** (6-3, 2-3)..... 31

November 5, 2016 | Fayetteville, Ark.

Donald W. Reynolds Razorback Stadium | Time: 2:37 p.m. | Attendance: 74,432

TV: CBS > Brad Nessler (PBP), Aaron Taylor (Analyst), John Schriffen (Sideline)

**FLORIDA**

<b>RUSHING</b>	Att.	Gain	Lost	Net	TD	Long	Avg.
M. Thompson	3	21	2	19	0	21	6.3
J. Scarlett	5	16	1	15	0	9	3.0
L. Perine	3	7	4	3	0	4	1.0
L. Del Rio	3	0	25	-25	0	0	-8.3

<b>PASSING</b>	Comp.	Att.	Yds	TD	Int	Long	Sack
L. Del Rio	19	37	229	0	2	25	3

<b>RECEIVING</b>	No.	Yds	TD	Long
A. Callaway	4	44	0	14
B. Powell	2	41	0	21
A. Fulwood	2	38	0	22
J. Cronkrite	2	25	0	21
M. Thompson	2	20	0	15
J. Scarlett	2	14	0	13
D. Goolsby	2	3	0	3
J. Hammond	1	25	0	25
C. Lewis	1	17	0	17
T. Cleveland	1	2	0	2

<b>PUNTING</b>	No.	Yds	Avg.	Long	I20	50+
J. Townsend	7	311	44.4	59	4	1

<b>FIELD GOALS</b>	Made	Att.	Long	Kicks
E. Pineiro	1	1	49	Made 49

**ARKANSAS**

<b>RUSHING</b>	Att.	Gain	Lost	Net	TD	Long	Avg.
R. Williams	26	150	2	148	2	41	5.7
Devwah Whaley	14	69	3	66	0	16	4.7
T.J. Hammonds	1	15	0	15	0	15	15.0
Jared Cornelius	2	3	0	3	0	3	1.5
Team	1	0	2	-2	0	0	-2.0
Austin Allen	4	2	13	-11	0	2	-2.8

<b>PASSING</b>	Comp.	Att.	Yds	TD	Int	Long	Sack
Austin Allen	15	26	243	1	1	43	1

<b>RECEIVING</b>	No.	Yds	TD	Long
Drew Morgan	7	95	1	21
Jeremy Sprinkle	3	51	0	31
Devwah Whaley	2	69	0	43
R. Williams	2	22	0	17
Keon Hatcher	1	6	0	6

<b>PUNTING</b>	No.	Yds	Avg.	Long	I20	50+
Toby Baker	6	241	40.2	51	2	1

<b>FIELD GOALS</b>	Made	Att.	Long	Kicks
Adam McFain	1	1	36	Made 36



Behind touchdown runs of six yards and 41 yards, sophomore **RB RAWLEIGH WILLIAMS** rushed for 148 yards on 26 carries in Arkansas' convincing 31-10 win over No. 10 Florida. The Razorbacks improved to 5-0 on the season when Williams rushes for 100 yards.

## ► SCORING SUMMARY

	1st	2nd	3rd	4th	Final
Florida	7	0	0	3	10
Arkansas	14	7	0	10	31

	Qtr.	Time	Scoring Play
Arkansas	1st	12:20	Santos Ramirez 24 yd interception return (McFain kick)
Arkansas	1st	5:56	R. Williams 6 yd run (McFain kick)
Florida	1st	2:44	D. Dawson 37 yd interception return (Pineiro kick)
Arkansas	2nd	0:16	Drew Morgan 7 yd pass from Allen (McFain kick)
Arkansas	4th	9:14	McFain 36 yd field goal
Florida	4th	6:41	Pineiro 49 yd field goal
Arkansas	4th	5:40	R. Williams 41 yd run (McFain kick)

## ► TEAM STATS

	FLORIDA	ARKANSAS
FIRST DOWNS	13	27
RUSHES-YARDS (NET)	14-12	51-200
PASSING YDS (NET)	229	229
Comp-Passes Att-Int	19-37-2	19-32-1
TOTAL OFFENSE PLAYS-YARDS	51-241	83-429
Fumble Returns-Yards	0-0	0-0
Punt Returns-Yards	2-25	3-0
Kickoff Returns-Yards	4-59	1-15
Interception Returns-Yards	1-37	2-24
Punts (Number-Avg)	7-44.4	6-40.2
Fumbles-Lost	2-0	0-0
Penalties-Yards	3-34	9-97
Possession Time	20:39	39:21
Third-Down Conversions	1 of 11	6 of 14
Fourth-Down Conversions	0 of 1	1 of 1
Red-Zone Scores-Chances	0-1	3-3
Sacks By: Number-Yards	1-9	3-25



## ► GAME 10

**NO. 24 LSU** (6-3, 4-2)..... 38

**NO. 25 ARKANSAS** (6-4, 2-4)..... 10

November 12, 2016 | Fayetteville, Ark.

Donald W. Reynolds Razorback Stadium | Time: 6:10 p.m. | Attendance: 75,156

TV: ESPN > Dave Pasch (PBP), Greg McElroy (Analyst), Tom Luginbill (Sideline)

### LSU

RUSHING	Att.	Gain	Lost	Net	TD	Long	Avg.
Derrius Guice	21	254	2	252	2	96	12.0
L. Fournette	17	103	5	98	3	17	5.8
Nick Brossette	5	33	1	32	0	16	6.4
D.J. Clark	1	6	0	6	0	6	6.0
Darrel Williams	2	6	0	6	0	5	3.0
B. Mouton	1	0	0	0	0	0	0.0
Travin Dural	1	0	2	-2	0	0	-2.0
Danny Etling	3	4	6	-2	0	3	-0.7

PASSING	Comp.	Att.	Yds	TD	Int	Long	Sack
Danny Etling	10	16	157	0	0	48	1

RECEIVING	No.	Yds	TD	Long
Travin Dural	3	31	0	15
Malachi Dupri	2	60	0	48
L. Fournette	2	44	0	38
J.D. Moore	2	12	0	6
Colin Jeter	1	10	0	10

PUNTING	No.	Yds	Avg.	Long	I20	50+
Josh Growden	4	188	47.0	50	1	1

FIELD GOALS	Made	Att.	Long	Kicks
C. Delahoussaye	1	1	19	Made 19

### ARKANSAS

RUSHING	Att.	Gain	Lost	Net	TD	Long	Avg.
Devwah Whaley	7	52	0	52	0	34	7.4
R. Williams	13	49	0	49	9	18	3.8
Drew Morgan	1	2	0	2	0	2	2.0
Austin Allen	3	0	22	-22	0	0	-7.3

PASSING	Comp.	Att.	Yds	TD	Int	Long	Sack
Austin Allen	15	31	210	1	2	54	3

RECEIVING	No.	Yds	TD	Long
Jeremy Sprinkle	4	29	0	20
Jared Cornelius	3	15	0	6
Dominique Reed	2	58	1	44
Keon Hatcher	2	26	0	19
R. Williams	1	54	0	54
Devwah Whaley	1	23	0	23
Drew Morgan	1	4	0	4
Cody Hollister	1	1	0	1

PUNTING	No.	Yds	Avg.	Long	I20	50+
Toby Baker	7	302	43.1	51	3	1

FIELD GOALS	Made	Att.	Long	Kicks
Adam McFain	1	1	24	Made 24



Two of **RB DEVWAH WHALEY'S** eight touches against LSU went for over 20 yards, including a 34-yard run in the second quarter. He led Arkansas with 52 yards on the ground and added a 23-yard reception.

### ► SCORING SUMMARY

	1st	2nd	3rd	4th	Final
LSU	7	14	7	10	38
Arkansas	0	7	3	0	10

	Qtr.	Time	Scoring Play
LSU	1st	8:58	L. Fournette 5 yd run (Delahoussaye kick)
LSU	2nd	14:54	L. Fournette 7 yd run (Delahoussaye kick)
LSU	2nd	10:19	Derrius Guice 3 yd run (Delahoussaye kick)
Arkansas	2nd	5:52	Dominique Reed 44 yd pass from Allen (McFain kick)
Arkansas	3rd	10:32	McFain 24 yd field goal
LSU	3rd	6:59	L. Fournette 3 yd run (Delahoussaye kick)
LSU	4th	7:51	Delahoussaye 19 yd field goal
LSU	4th	6:04	Derrius Guice 96 yd run (Delahoussaye kick)

### ► TEAM STATS

	LSU	ARKANSAS
FIRST DOWNS	23	13
RUSHES-YARDS (NET)	51-390	24-81
PASSING YDS (NET)	157	210
Comp-Passes Att-Int	10-16-0	15-31-2
TOTAL OFFENSE PLAYS-YARDS	67-547	55-291
Fumble Returns-Yards	0-0	0-0
Punt Returns-Yards	3-(-9)	1-10
Kickoff Returns-Yards	1-12	7-117
Interception Returns-Yards	2-16	0-0
Punts (Number-Avg)	4-47.0	7-43.1
Fumbles-Lost	2-2	1-1
Penalties-Yards	5-44	7-56
Possession Time	35:11	24:49
Third-Down Conversions	6 of 12	5 of 13
Fourth-Down Conversions	0 of 0	0 of 0
Red-Zone Scores-Chances	5-5	1-3
Sacks By: Number-Yards	3-22	1-6



## ► GAME 11

**ARKANSAS** (7-4, 3-4) ..... 58**MISSISSIPPI STATE** (4-7, 2-5) ..... 42

November 19, 2016 | Starkville, Miss.

Davis Wade Stadium | Time: 6:02 p.m. | Attendance: 58,538

TV: ESPN &gt; Clay Matvick (PBP), Dusty Dvoracek (Analyst), Alex Corddry (Sideline)

**ARKANSAS**

RUSHING	Att.	Gain	Lost	Net	TD	Long	Avg.
R. Williams	16	209	4	205	4	72	12.8
Devwah Whaley	19	122	10	112	1	50	5.9
T.J. Hammonds	1	30	0	30	0	30	30.0
Jared Cornelius	2	7	0	7	0	5	3.5
Austin Allen	2	5	0	5	0	5	2.5
Team	1	0	2	-2	0	0	-2.0

PASSING	Comp.	Att.	Yds	TD	Int	Long	Sack
Austin Allen	18	25	303	2	0	34	0
R. Williams	1	1	1	1	0	1	0

RECEIVING	No.	Yds	TD	Long
Drew Morgan	6	91	0	34
Keon Hatcher	4	65	2	33
Jeremy Sprinkle	2	37	0	24
Austin Cantrell	2	33	1	32
Jared Cornelius	2	12	0	10
Grayson Gunter	1	29	0	29
Cheyenne O'Grady	1	23	0	23
Devwah Whaley	1	14	0	14

PUNTING	No.	Yds	Avg.	Long	I20	50+
---------	-----	-----	------	------	-----	-----

FIELD GOALS	Made	Att.	Long	Kicks
Adam McFain	1	2	34	Missed 40, Made 34

**MISSISSIPPI STATE**

RUSHING	Att.	Gain	Lost	Net	TD	Long	Avg.
Nick Fitzgerald	17	136	5	131	4	58	7.7
Aeris Williams	13	63	0	63	0	10	4.8
Malik Dear	1	10	0	10	0	10	10.0
Ashton Shumpert	2	4	0	4	0	3	2.0
Keith Mixon	2	5	8	-3	0	5	-1.5

PASSING	Comp.	Att.	Yds	TD	Int	Long	Sack
Nick Fitzgerald	23	33	328	2	0	43	0

RECEIVING	No.	Yds	TD	Long
Fred Ross	10	171	2	40
Donald Gray	7	92	0	43
Jamal Couch	2	38	0	24
Malik Dear	2	20	0	13
Aeris Williams	1	4	0	4
Ashton Shumpert	1	3	0	3

PUNTING	No.	Yds	Avg.	Long	I20	50+
K. Schexnayder	4	151	37.8	41	0	0

FIELD GOALS	Made	Att.	Long	Kicks
Westin Graves	0	1	--	Missed 44



**RB RAWLEIGH WILLIAMS** became the first non-QB in college football this season to run for four touchdowns and pass for another. Williams ran for 191 of his career-high 205 yards in the first half and added a one-yard TD pass on fourth-and-goal in the third quarter.

## ► SCORING SUMMARY

	1st	2nd	3rd	4th	Final
Arkansas	14	24	6	14	58
Mississippi St.	14	0	14	14	42

	Qtr.	Time	Scoring Play
Arkansas	1st	14:12	R. Williams 72 yd run (McFain kick)
Miss. State	1st	13:18	Nick Fitzgerald 58 yd run (Graves kick)
Arkansas	1st	7:29	R. Williams 42 yd run (McFain kick)
Miss. State	1st	1:25	Nick Fitzgerald 18 yd run (Graves kick)
Arkansas	2nd	12:29	Keon Hatcher 5 yd pass from Allen (McFain kick)
Arkansas	2nd	8:58	McFain 34 yd field goal
Arkansas	2nd	5:53	R. Williams 7 yd run (McFain kick)
Arkansas	2nd	1:32	R. Williams 33 yd run (McFain kick)
Miss. State	3rd	12:15	Fred Ross 40 yd pass from Fitzgerald (Graves kick)
Arkansas	3rd	5:03	A. Cantrell 1 yd pass from Williams (McFain kick failed)
Miss. State	3rd	2:52	Nick Fitzgerald 2 yd run (Graves kick)
Arkansas	4th	14:04	Keon Hatcher 10 yd pass from Allen (Hatcher rush)
Miss. State	4th	11:12	Nick Fitzgerald 1 yd run (Ross pass from Fitzgerald)
Arkansas	4th	5:29	Devwah Whaley 4 yd run (Williams pass failed)
Miss. State	4th	2:15	Fred Ross pass from Fitzgerald (Fitzgerald pass failed)

## ► TEAM STATS

	ARKANSAS	MISS. STATE
FIRST DOWNS	27	25
RUSHES-YARDS (NET)	41-357	35-205
PASSING YDS (NET)	304	328
Comp-Passes Att-Int	19-26-0	23-33-0
TOTAL OFFENSE PLAYS-YARDS	67-661	68-533
Fumble Returns-Yards	0-0	0-0
Punt Returns-Yards	1-21	0-0
Kickoff Returns-Yards	4-70	10-178
Interception Returns-Yards	0-0	0-0
Punts (Number-Avg)	0-0	4-37.8
Fumbles-Lost	0-0	0-0
Penalties-Yards	1-10	3-22
Possession Time	33:13	26:47
Third-Down Conversions	7 of 11	5 of 13
Fourth-Down Conversions	2 of 2	4 of 4
Red-Zone Scores-Chances	6-6	4-4
Sacks By: Number-Yards	0-0	0-0



WEEKLY MEDIA SCHEDULE: MISSOURI WEEK

21 MON	22 TUE	23 WED	24 THU	25 FRI	26 SAT	27 SUN
<b>Press Conference</b> Noon - Coach Bielema 12:30 - Dan Enos 12:45 - Robb Smith	<b>Post Practice Media</b> Select defensive & offensive student-athletes and assistant coaches. (Approx. 6:15 p.m.)	<b>SEC Teleconference</b> 10 a.m. - 12:10 p.m. 11 a.m. - Coach Bielema  <b>Radio Show</b> 7 p.m. - On the Air with Bret Bielema Guests: TBA	No media availability	<b>Game #12</b> at Missouri Kickoff - 1:30 p.m. CT TV - CBS  <b>Post Game</b> Coach Bielema & select student-athletes will be available following the game in the postgame media room.	No media availability	No media availability

► ARKANSAS COMMUNICATIONS



**PATRICK PIERSON**  
 Assistant AD/Communications  
 Cell ..... 479-387-8569  
 Email ..... pspierso@uark.edu  
 Twitter ..... @Pierson\_SID



**BRANDON LANGLOIS**  
 Communications Assistant  
 Cell ..... 601-405-5650  
 Email ..... langlois@uark.edu  
 Twitter ..... @BMLanglois



**JOHN THOMAS**  
 Assistant Communications Dir.  
 Cell ..... 479-313-2564  
 Email ..... jfthomas@uark.edu  
 Twitter ..... @John\_\_Thomas

Office: 479-575-2751

Fax: 479-575-7481

Fayetteville Press Box: (479) 575-6622

Little Rock Press Box: (501) 663-0514

GAME CREDENTIAL REQUESTS

All requests for media and/or photo credentials must be made online at [www.SportsSystems.com/Arkansas](http://www.SportsSystems.com/Arkansas). Requests should be made at least two weeks in advance.

Credentials will not be mailed. They may be picked up beginning three prior to kickoff at the media will call station at the base of the elevator at both Donald W. Reynolds Razorback Stadium in Fayetteville and War Memorial Stadium in Little Rock. Photo identification is required when picking up credentials.

ARKANSAS FTP SITE

An FTP site is available for members of the media. For more information concerning the FTP site, contact Michelle Glover ([miglover@uark.edu](mailto:miglover@uark.edu)).

CollegePressBox.com

CollegePressBox.com is the official media website for SEC football. Access and download weekly game notes, quotes, statistics, media guides, headshots, logos, flip cards and more for each of the SEC's members. Login information will be distributed to accredited media or you can apply for a password by sending an email to [passworth@collegepressbox.com](mailto:passworth@collegepressbox.com).

► SEC WEEKLY TELECONFERENCE

Head coach Bret Bielema will participate each week in the SEC teleconference of football coaches. The teleconferences will be conducted each Wednesday from Aug. 31 to Nov. 23 from 10 a.m. CT to 12:10 p.m. CT. For more information and the teleconference number, contact the SEC Media Relations Office at (205) 458-3000.

10:00 a.m. ....	Les Miles, LSU
10:10 a.m. ....	Kirby Smart, Georgia
10:20 a.m. ....	Jim McElwain, Florida
10:30 a.m. ....	Derek Mason, Vanderbilt
10:40 a.m. ....	Nick Saban, Alabama
10:50 a.m. ....	Butch Jones, Tennessee
<b>11:00 a.m. ....</b>	<b>Bret Bielema, Arkansas</b>
11:10 a.m. ....	Barry Odom, Missouri
11:20 a.m. ....	Hugh Freeze, Ole Miss
11:30 a.m. ....	Kevin Sumlin, Texas A&M
11:40 a.m. ....	Mark Stoops, Kentucky
11:50 a.m. ....	Dan Mullen, Mississippi State
12:00 p.m. ....	Will Muschamp, South Carolina
12:10 p.m. ....	Gus Malzahn, Auburn

► ON THE AIR WITH BRET BIELEMA



"On the Air with Bret Bielema," Coach Bielema's weekly radio show presented by Lindsey airs on Thursday nights starting at 7 p.m. For the eighth straight year, the one-hour radio show will be broadcast live from the Catfish Hole. The show will be carried throughout the state of Arkansas on the Razorback Sports Network and locally in Fayetteville on 92.1 FM and 93.3 FM.

► BRET BIELEMA SHOW



"The Bret Bielema Show" is now in its fourth season as the official television coach's show of Razorback football. The one-hour show will air statewide and throughout the region on numerous television affiliates. A total of 12 shows will air throughout the season on the following stations: KATV (10:30 p.m.), KNSA (11:30 p.m.) and KFTA (9:30 p.m.). The show will also be available regionally on Cox Sports Television on Wednesdays at 6 p.m. and Fox Sports Southwest on Tuesdays at 4 p.m.

RADIO AFFILIATES

Batesville .....	KOWZ-FM 103.3
Berryville .....	KTHS-AM 1480
Blytheville .....	KHLS-FM 96.3
Camden .....	KCXY-FM 95.3
Cherokee Village .....	KSAR-FM 92.3
Crossett .....	KAGH-AM 800
Crossett .....	KAGH-FM 104.9
De Queen .....	KDON-FM 92.1
DeWitt .....	KDEW-FM 97.3
El Dorado .....	KMRX-FM 96.1
Fayetteville .....	KAKS-FM 99.5
Fayetteville .....	KUQA-AM 1290
Fayetteville .....	KIGL-FM 93.3
Fayetteville .....	KQSM-FM 92.1
Forrest City .....	KBFC-FM 93.5
Fort Smith .....	KERX-FM 95.3
Glenwood .....	KHGZ-AM 670
Glenwood .....	KHGZ-FM 98.9
Herber Springs .....	KAWW-AM 1370
Helena .....	KFFA-AM 1360
Hope .....	KHPA-FM 104.9
Horshoe Bend .....	KKIK-FM 106.5
Hot Springs .....	KLBI-FM 104.5
Jonesboro .....	KEGI-FM 100.5
Little Rock .....	KABZ-FM 103.7
Magnolia .....	KZHE-FM 100.5
Marshall .....	KBCN-FM 104.3
Mena .....	KTTG-FM 96.3
Monett (Mo.) .....	KKBL-FM 95.9
Monticello .....	KGPQ-FM 99.9
Morrilton .....	KVOM-FM 101.7
Mountain Home .....	KOMT-FM 107.5
Ozark .....	KDYN-AM 1540
Ozark .....	KDYN-FM 96.7
Pocahontas .....	KPOC-FM 104.1
Pocahontas .....	KPOC-AM 1420
Russellville .....	KCAB-AM 980
Russellville .....	KCJC-FM 102.3
Ruston (La.) .....	KRLQ-FM 94.1
Searcy .....	KSMD-FM 99.1
Stuttgart .....	KWAK-FM 105.5
Texarkana (Texas) .....	KKTK-AM 1400
Wynne .....	KWYN-FM 92.5
Wynne .....	KWYN-AM 1400