



ARKANSAS RAZORBACKS

1 National Championship (1964) • 4 SEC West Division Titles • 55 All-Americans • 45 All-SEC First Team Selections

▶ GAME INFORMATION

Date..... Thursday, Dec. 29
Time..... 4:30 p.m. CT
Location..... Charlotte, North Carolina
Stadium..... Bank of America Stadium (75,412)
TV..... ESPN
Play-By-Play..... Mike Patrick
Analyst..... Ed Cunningham
Sideline..... Dr. Jerry Punch
Radio..... Razorback/IMG Sports Network
Play-By-Play..... Chuck Barrett
Analyst..... Keith Jackson
Sideline..... Quinn Grovey
National Radio..... ESPN
Play-By-Play..... Taylor Zazour
Analyst..... Charles Arbuckle
Sideline..... Dari Nowkhah
Stats..... ArkansasRazorbacks.com (StatBroadcast)
Social..... @RazorbackFB

▶ RECORD BREAKDOWN

Overall..... 7-5
SEC..... 3-5
Home..... 5-2
Away..... 2-2
Neutral..... 0-1

▶ TABLE OF CONTENTS

Quick Facts/Player Quick Notes..... 2
Team/Individual Notes..... 3-12
RB Rawleigh Williams III..... 4
QB Austin Allen..... 10
Top 25 Polls/National Ranking Watch..... 13
The Matchup vs. Virginia Tech..... 14
Head Coach Bret Bielema..... 15-16
Depth Chart..... 17
Roster..... 18-19
Pronunciations..... 19
Honors & Awards..... 20
Player Bios..... 21-32
The Last Time..... 33-35
Game-By-Game Stats..... 36
Scoring Drives..... 37
Supplemental Stats..... 38
Long Plays..... 39
2016 Recaps..... 40-51
Media Schedule..... 52
Regular Season Stats..... 53-82
Bowl History..... 83-108
Record Book..... 109-146

▶ THE MATCHUP



VS



ARKANSAS RAZORBACKS (7-5, 3-5 SEC)

Head Coach: Bret Bielema (Iowa '92)
Record at Arkansas: 25-25 (4th Season)
Overall Record: 93-49 (11th Season)
CFP/AP/Coaches Ranking: --/--/--

VIRGINIA TECH HOKIES (9-4, 6-2 ACC)

Head Coach: Justin Fuente (Murray State '99)
Record at Virginia Tech: 9-4 (1st Season)
Overall Record: 35-27 (5th Season)
CFP/AP/Coaches Ranking: 22/18/19



▶ #RAZORFACTS

• Arkansas will appear in its third consecutive bowl game when it takes on No. 22 Virginia Tech of the ACC in the 2016 Belk Bowl on Dec. 29 at 4:30 p.m. CT on ESPN in Charlotte, North Carolina.

• The Belk Bowl appearance will be the first for both Arkansas and Virginia Tech, and is the first-ever meeting between the two programs. It will also be Arkansas' first game against an ACC opponent since 1995 when it played North Carolina in the CarQuest Bowl.

• Arkansas is the designated away team and Virginia Tech is the designated home team.

• The Razorbacks have earned a bowl bid three straight years under **BRET BIELEMA**, a feat that has been accomplished six times in program history.

• This is the 10th time in 11 seasons a **BRET BIELEMA** led team has earned a bowl bid.

▶ FIVE KEY STORYLINES

• The only SEC West program to win a bowl game each of the last two years, Arkansas will be looking to make it three straight seasons with a postseason win for the first time in program history. The Razorbacks have won their last three bowl appearances dating back to the 2012 Cotton Bowl, which is the longest bowl win streak in Arkansas history.

• Arkansas earned its third straight bowl appearance by putting together a 7-5 record in the regular season that included seven games against ranked teams. The Razorbacks picked up ranked wins at TCU, against Ole Miss and against SEC East champion Florida behind SEC leading rusher **RB RAWLEIGH WILLIAMS III**, who averaged 155 yards on the ground over those three contests.

• Arkansas' combined 13 wins over the final seven games of the 2015 season through the 12-game regular season in 2016 are tied for the third-most in the SEC over that span. Out of Arkansas seven wins this season, three have come against teams ranked in the top 15, tied for the third-most in the nation.

• The Razorbacks will have the opportunity to pick up their fourth win over a ranked opponent this season and eighth since the start of the 2014 season against No. 22 Virginia Tech. The Hokies will be the eighth ranked opponent Arkansas has faced this season. In 50 career games at Arkansas, **BRET BIELEMA** has faced a ranked opponent 26 times.

• Six different Razorbacks earned postseason All-SEC honors this season from the league head coaches and Associated Press, including **OL DAN SKIPPER** (AP first team, Coaches first team), **RB RAWLEIGH WILLIAMS III** (AP first team, Coaches second team), **C FRANK RAGNOW** (AP second team), **DL MCTELVIN AGIM** (All-Freshman team), **LB DE'JON HARRIS** (All-Freshman team), and **LB BROOKS ELLIS** (Scholar-Athlete of the Year).



RB RAWLEIGH WILLIAMS III led the SEC with 1,326 rushing yards during the regular season, behind a league-best seven 100-yard games.

▶ 2016 SCHEDULE AND RESULTS



LOUISIANA TECH	AT NO. 15 TCU	TEXAS STATE	NO. 10 TEXAS A&M	ALCORN STATE	NO. 1 ALABAMA	NO. 12 OLE MISS	AT NO. 21 AUBURN	NO. 11 FLORIDA	NO. 24 LSU	AT MISS. STATE	AT MISSOURI
SEPT. 3	SEPT. 10	SEPT. 17	SEPT. 24	OCT. 1	OCT. 8	OCT. 15	OCT. 22	NOV. 5	NOV. 12	NOV. 19	NOV. 25
SEC Network	ESPN	SEC Network Alt.	Arlington, Texas	Little Rock, Ark.	ESPN	ESPN	ESPN	CBS	ESPN	ESPN	CBS
W, 21-20	W, 41-38 (2OT)	W, 42-3	ESPN	SEC Network Alt.	L, 49-30	W, 34-30	L, 56-3	W, 31-10	L, 38-10	W, 58-42	L, 28-24



► QUICK FACTS

HEAD COACH BRET BIELEMA

Alma Mater.....	Iowa, 1992
Record at Arkansas.....	25-25 (4th Season)
Career Record.....	93-49 (11th Season)
Bowl Appearances.....	10

ASSISTANT COACHES

Sideline:

Dan Enos.....	Offensive Coordinator/QBs
Robb Smith.....	Defensive Coordinator
Kurt Anderson.....	Offensive Line
Vernon Hargreaves.....	Linebackers
Reggie Mitchell.....	Running Backs
Rory Segrest.....	Defensive Line/Specialists
Michael Smith.....	Wide Receivers

Booth:

Barry Lunney Jr.....	Tight Ends
Paul Rhoads.....	Defensive Backs

TEAM INFORMATION

2015 Overall Record.....	8-5
SEC Record (Finish).....	5-3 (T-3rd West)
Bowl Game.....	W, 45-23 vs. Kansas State (Liberty Bowl)
Home Record.....	4-3
Road Record.....	3-1
Neutral.....	1-1
Base Offense.....	Multiple
Base Defense.....	4-3
Lettermen Returning.....	53 (22 O, 28 D, 3 S)
Lettermen Lost.....	22 (16 O, 6 D)
Starters Returning.....	16 (5 O, 9 D, 2 S)
Starters Lost.....	8 (6 O, 2 D)

TEAM HISTORY

First Season.....	1894
All-Time Record/Seasons.....	709-485-40 (.591)/123
All-Time Conf. Record/Seasons.....	339-303-18 (.527)/103
National Championships.....	1, 1964
Conference Championships.....	13 (last: 1989)
SEC West Championships.....	4 (last: 2006)
Bowl Appearances/Record.....	41/15-23-3 (.402)
Conference Affiliations.....	SEC (1992-Pres.)
.....	SWC (1915-1991)
All-America Selections.....	55 players, 64 times
All-SEC (First Team Only).....	45 players, 53 times
All-SWC (First Team Only).....	172 players, 236 times

STADIUM INFORMATION

Name.....	Donald W. Reynolds Razorback Stadium
Location.....	Fayetteville, Ark.
Field Name.....	Frank Broyles Field
Capacity.....	72,000
First Game.....	Sept. 24, 1938
Record at Stadium.....	186-93-2 (.665)

Name.....	War Memorial Stadium
Location.....	Little Rock, Ark.
Capacity.....	54,120
First Game.....	Sept. 18, 1948
Record at Stadium.....	150-60-4 (.710)

Name.....	AT&T Stadium
Location.....	Arlington, Texas
Capacity.....	71,815
First Game.....	Oct. 3, 2009
Record at Stadium.....	4-3 (.571)

UNIVERSITY INFORMATION

Location.....	Fayetteville, Ark.
Enrollment.....	26,754
Founded.....	1871
Colors.....	Cardinal and White
Chancellor.....	Dr. Joseph E. Steinmetz
Athletics Director.....	Jeff Long

► PLAYER QUICK NOTES

QUARTERBACKS

- **AUSTIN ALLEN** ranks tied for 2nd in the SEC in TD passes (23), thanks to eight multi-passing TD games.
- Leads the SEC and is T-9th in the FBS in red-zone TD passes (18).
- All of four his 300-yard passing games have come in SEC play, good for second-most in program history

RUNNING BACKS

- **RAWLEIGH WILLIAMS III** leads the SEC with 1,326 rushing yards, total first downs (68) and is tied for 3rd with 12 TDs.
- Seventh running back in program history and the first since 2010 (Knile Davis) to make the AP All-SEC first team.
- Only non-QB in college football to run for 4 TDs and throw a TD in a game (at Mississippi State) this season.

- **DEVWAH WHALEY** topped 100 yards rushing (19-112) for the second time this season at Mississippi State.
- One of just four SEC running backs with a 30-yard run in three consecutive games this season.
- Totaled 125 yards or more of total offense in two of the last four games - No. 11 Florida (135), at Mississippi St. (126).

WIDE RECEIVERS

- **DREW MORGAN** is tied for the SEC lead in first down receptions (38) and ranks 6th in receptions (61).
- His 134 career receptions are 6th among active SEC players and tied for 10th in program history.
- Has a reception in 26 straight games dating back to 2014.

- **KEON HATCHER** owns streak of 30 consecutive games with a reception, dating back to 2013.
- Had a streak of four straight games with a receiving TD and is tied for 8th in the SEC (7).
- His 18 career receiving TDs rank 3rd among active SEC players and tied for 4th in program history.

- **JARED CORNELIUS** Ranks 7th in the SEC in yards per catch (16.09) for players with 30+ catches.
- During the season, he became the third player in program history with 100 yards receiving in three straight games.
- One of three players in the nation in 2015 with a 40-yard reception, 40-yard run and 40-yard punt return.

- **DOMINIQUE REED** has two TD grabs of 40+ yards in SEC play this season.
- Six of his eight career TD receptions have been 30 or more yards with five coming in SEC action.
- Scored a TD in six straight games in 2015, including all four SEC road games.

TIGHT ENDS

- **JEREMY SPRINKLE** is 79 yards away from becoming the fourth active Razorback with 1,000 career receiving yards.
- Ranks 4th among SEC tight ends in both receptions (29) and yards (332).
- Surpassed D.J. Williams for the program record for career receiving TDs by a tight end (11).

OFFENSIVE LINE

- **DAN SKIPPER** made his 46th consecutive start on the offensive line in the regular season finale.
- Just the sixth offensive lineman in program history to earn All-SEC honors twice in his career.
- Three-time SEC Lineman of the Week and the Special Teams Player of the Week (Oct. 3) after 7th career blocked field goal.

- **FRANK RAGNOW** graded out as the top FBS center during the regular season according to Pro Football Focus.
- Named to the PFF Team of the Week twice this season and graded out as a top 3 center in five of 12 games.
- Made his 25th consecutive start in the regular season finale.

DEFENSIVE LINE

- **DEATRICH WISE JR.** ranks 10th on Arkansas' career sacks list (16.5) and ranks 8th among SEC active career leaders.
- T-2nd on the team in tackles for loss this season (5.0), 2nd in sacks (3.5) and 3rd in tackles (45).
- Has broken up three passes this season.

- **JEREMIAH LEDBETTER** leads the team in sacks (4.0), T-4th in tackles (43) and T-2nd in tackles for loss (5.0).
- Also has two pass breakups, one QB hurry and one forced fumble.
- 3.0 of his 5.0 tackles for loss came against Power 5 opponents.

LINEBACKERS

- **BROOKS ELLIS** leads the team and ranks 12th in the SEC in tackles (78) ... 61 tackles have come against Power 5 teams.
- Has led the team in tackles a team-best five times this season.
- Has made double-digit tackles seven times in his career.

- **DWAYNE EUGENE** logged double-digit tackles (10) for the first time in his career vs. No. 24 LSU.
- Has started at WLB each of the last six games in place of injured Dre Greenlaw.
- Has tied for the team lead or led the team in tackles three of the last five games.

DEFENSIVE BACKS

- **RYAN PULLEY** has started 11 straight games.
- Ranks 3rd in the SEC and is T-25th in the FBS in pass breakups (11) ... Has broken up a pass in eight games.
- Returned his second career interception 25-yards for a TD against Texas State.

- **HENRE' TOLIVER** pulled in his 5th career interception against No. 12 Ole Miss in the 3rd quarter.
- Arkansas' active career leader in interceptions.
- Eclipsed the 100-career tackle mark with four against No. 12 Ole Miss.

SPECIALISTS

- **TOBY BAKER** accepted a Senior Bowl invite and was a Burlsworth Trophy semifinalist.
- Ranks 11th nationally and third in the SEC with a 44.56 average.
- Boomed 19 punts 50 yards or longer, with a career-best 60-yarder at Missouri on 11/24/16, downed at the 1-yard line.

- **ADAM MCFAIN** booted through a career-long 54-yard FG at No. 21 Auburn on 10/22/16.
- Also tied for the 4th-longest this season in the FBS and 2nd-longest in the SEC.
- 8 of 10 on FG attempts and 20 of 21 on PAT attempts since taking over the place-kicking duties vs. No. 1 Alabama on 10/8/16.

► DOUBLE TROUBLE

• Arkansas has been one of the most balanced offenses in the nation over the last two seasons under coordinator **DAN ENOS**. In fact, Arkansas and Boise State are the only two FBS teams to have a 3,000-yard passer and 1,300-yard rusher in each of the last two seasons. Even more impressive, Arkansas has accomplished the feat with two different quarterbacks and two different running backs.

• The combo of a 3,000-yard passer and 1,300-yard rusher has been accomplished three times in Arkansas' program history (2010, 15, 16) with two coming under Enos the last two years.

• Arkansas is one of nine FBS programs with a 3,000-yard passer and 1,300-yard rusher this season along with Boise State, Florida State, Louisville, Toledo, Tulsa, Washington, Western Kentucky and Western Michigan.

• Arkansas is one of just eight FBS programs (California, Indiana, LA Tech, Memphis, North Carolina, TCU, Western Kentucky) with a different 3,000-yard passer in 2015 and 2016.

• Brandon Allen (2015) and Austin Allen (2016) have each passed for 3,000 yards in the last two seasons. The only other time two different quarterbacks have thrown for 3,000 yards in consecutive seasons came in 2010 (Ryan Mallett) and 2011 (Tyler Wilson).

• Arkansas is one of just three FBS programs (Appalachian State, South Florida) with a different 1,300-yard rusher in 2015 and 2016.

• This is just the second time Arkansas has had a 1,300-yard rusher in back-to-back seasons and the first time two different players have accounted for 1,300 yards rushing in consecutive seasons. Darren McFadden rushed for over 1,300 yards in 2006 and 2007.

300-Yard								
Name	Year	Comp.	Att.	Pct.	Yards	TD	INT	Games
Brandon Allen	2015	244	370	65.9	3,440	30	8	5
Austin Allen	2016	227	370	61.4	3,152	23	12	4
Totals		471	740	63.6	6,592	53	20	9

100-Yard						
Name	Year	Att.	Yards	Avg.	TD	Games
Alex Collins	2015	271	1,577	5.8	20	10
Rawleigh Williams	2016	233	1,326	5.7	12	7
Totals		504	2,903	5.8	32	17

► BOWL STREAKING

• Arkansas is returning to postseason play for the third straight season, a feat that has been accomplished six times in program history. The last time Arkansas earned three straight bowl bids was the 2009-11 seasons.

• The Razorbacks have won their last three bowl appearances dating back to the 2012 Cotton Bowl, which is the longest bowl win streak in Arkansas history. In the past three bowl games, Arkansas has outscored its opponents by an average of 35 to 15.3.

• Arkansas will be looking to make it three straight seasons with a postseason win for the first time in program history. Last year, **BRET BIELEMA** became the first head coach in program history to win a bowl game two straight years.

• Arkansas' two straight bowl wins is tied for the fourth-longest streak in the FBS with the leader having won each of its last four (Clemson - 4, Marshall - 3, Navy - 3, Arkansas - 2, 13 others - 2).

► AVERAGING 30-PLUS POINTS

• Arkansas is looking to average at least 30 points for the third straight season averaging 30.8 through 12 games in 2016 after 35.9 in 2015 and 31.9 in 2014. Arkansas is currently one of only four teams in the SEC to average 30 or more points in each of the last three seasons.

Team	2016	2015	2014	Last 3 Seasons
Alabama	40.5	35.1	36.9	37.5
Mississippi State	31.5	34.4	36.9	34.3
Auburn	32.3	32.8	35.5	33.5
Arkansas	30.8	35.9	31.9	32.9

► NOTING THE ALL-SEC SELECTIONS

• Six Razorbacks earned postseason honors from the SEC this year.

Player	Position	Honors
Dan Skipper	OL	AP first team, Coaches first team
Rawleigh Williams III	RB	AP first team, Coaches second team
Frank Ragnow	C	AP second team
Brooks Ellis	LB	Scholar-Athlete of the Year
McTelvin Agim	DL	SEC All-Freshman team
De'Jon Harris	LB	SEC All-Freshman team

• A three-time SEC Offensive Lineman of the Week, **DAN SKIPPER's** first team honor follows a junior campaign in 2015 in which he was named to the All-SEC second team by the league coaches and AP. Arkansas has now had a AP All-SEC first team offensive lineman in three of four years under **BRET BIELEMA**.

• **RAWLEIGH WILLIAMS III** is the ninth different Arkansas running back to earn All-SEC status from the coaches and the seventh to earn All-SEC first team honors from the AP as well as the first since Knile Davis in 2010.

• **FRANK RAGNOW** was also tabbed an All-American by Pro Football Focus after finishing the regular season as the top ranked center in college football, according to the outlet. Ragnow was named to the Pro Football Focus Team of the Week twice this season and also earned SEC Offensive Lineman of the Week honors on Sept. 18.

• Arkansas has had at least one player on the SEC All-Freshman team 13 straight years, while **MCTELVIN AGIM** and **DE'JON HARRIS** are the eighth and ninth, respectively, under **BRET BIELEMA**. The duo's selection also marks the second straight year the Razorbacks have landed two players on the SEC All-Freshman team as **RAWLEIGH WILLIAMS III** and **DRE GREENLAW** were honored in 2015.

► THE ULTIMATE GOAL

• This fall, Razorbacks who've graduated from the university and earned a degree but are still competing for their respective teams in their final year of NCAA eligibility were honored with a special patch on their jersey that brings to light their academic achievement on a national stage. An initiative championed by Vice Chancellor and Director of Athletics Jeff Long, the new patch features the traditional red and white SEC logo with a "stole" wrapping underneath it emblazoned with the all-important word, "Graduate."



• A total of 21 Razorbacks will don the patch during the 2016 Belk Bowl. Below is a look at the current Razorbacks who have graduated:

Player	Major	Graduated
Austin Allen	Supply Chain Management	December 2016
Toby Baker	Finance	December 2016
Jared Collins	Recreation & Sport Management	May 2016
Brooks Ellis	Pre-Professional Exercise Science	December 2016
Matthew Emrich	Agricultural Business	December 2016
Keon Hatcher	Sociology	December 2015
Cody Hollister	Marketing	May 2016
Taiwan Johnson	Journalism	December 2016
Jeremiah Ledbetter	Sociology	December 2016
Brandon Lewis	Recreation & Sport Management	December 2016
Adam McFain	Supply Chain Management	December 2016
Connor McPherson	Finance	December 2016
Damon Mitchell	English/Journalism	December 2016
Drew Morgan	Management	December 2016
Jake Raulerson	Finance	May 2016
Dominique Reed	Sociology	December 2016
Dan Skipper	Biology	December 2016
Jeremy Sprinkle	Recreation & Sport Management	May 2016
Kody Walker	Sociology	December 2015
JaMichael Winston	Recreation & Sport Management	May 2016
Deatrich Wise Jr.	Kinesiology	May 2016



RB RAWLEIGH WILLIAMS became just the 13th running back in SEC history to win the league's Offensive Player of the Week nod three times in a season. His third SEC weekly award of 2016 came after a career game at Mississippi State.

► RW3 NAMED ALL-SEC

• **RB RAWLEIGH WILLIAMS III** landed on the AP All-SEC first team on Dec. 8 after earning second-team honors from the league's coaches on Dec. 6. Williams is the seventh running back in program history to earn All-SEC first team honors from the AP and the first since Knile Davis in 2010.

• After missing the final six games of his freshman campaign in 2015 due to a neck injury, Williams has reached the 100-yard plateau on the ground in a league-best seven games in 2016, while his 1,326 yards are fifth-best in program single-season history. The Dallas native also has over a 200-yard lead on the rest of the SEC in yards from scrimmage (1,553) while adding 12 rushing touchdowns, one receiving TD and also throwing for a score.

► RW3'S CAREER NIGHT

• **RB RAWLEIGH WILLIAMS III** had a career performance at Mississippi State on Nov. 18, rushing for 205 yards and four TDs on 16 carries and passing for a TD. He's the fourth player in Arkansas history to run for over 200 yards in an SEC game.

• Became the first non-QB in college football this season to rush for four TDs and pass for a TD in a game and one of two FBS running backs to run for four TDs and pass for another since 2000. The other is former Wisconsin RB James White (2012 vs. Nebraska in BIG Championship Game), who also played for **BRET BIELEMA** at the time.

• Set career-highs for rushing yards and TDs in the first half against Mississippi State with 191 yards and four touchdowns on just eight carries. He had a hand in five of Arkansas' first six TDs in the game with four coming on the ground and the fifth coming on a 1-yard TD pass on 4th-and-goal in the third quarter. He eclipsed 100-yards rushing in his first four attempts (122), marking the first time that an Arkansas running back has rushed for more than 100 yards in the first quarter since Knile Davis on Nov. 20, 2010.

► IN GOOD COMPANY

• **RB RAWLEIGH WILLIAMS III** is one of just two players in the SEC to run for 200 yards and four TDs in a game this season. In fact, Williams is one of only seven players in the conference to accomplish that feat since 2000.

Player	Team	Date	Opponent	Att.	Yds.	Avg.	TD
Derrius Guice	LSU	11/24/16	Texas A&M	37	285	7.7	4
Rawleigh Williams III	Arkansas	11/19/16	Miss. State	16	205	12.8	4
Leonard Fournette	LSU	12/29/15	Texas Tech	29	212	7.3	4
Tre Mason	Auburn	12/7/13	Missouri	46	304	6.6	4
Dexter McCluster	Ole Miss	11/14/09	Tennessee	25	282	11.3	4
Artose Pinner	Kentucky	11/16/02	Vanderbilt	31	224	7.2	4
Rudi Johnson	Auburn	10/21/00	LA Tech	33	249	7.5	4

• Williams also joined James Rouse as the only two players in Arkansas history to rush for 200 yards and four TDs in a game and became the first to do so in an SEC game. Rouse tallied 219 yards rushing and four TDs on 19 carries on Nov. 28, 1987 against New Mexico. Among Power 5 players in 2016, Williams is one of four to run for 200 yards and four TDs in a game. The other three are Dalvin Cook (FSU, at Syracuse), Joe Williams (Utah, at UCLA) and Derrius Guice (LSU, at Texas A&M).

► RW3 AMONG FBS RUSHERS IN 2016

Category	Stat	SEC Rank	Power 5 Rank	NCAA Rank
Rushing Attempts	233	1	10	22
Rushing Yards	1,326	1	6	19
Rushing TDs	12	T-4	T-17	T-35
Rushing Attempts/Game	19.42	2	11	23
Rushing Yards/Game	110.5	3	7	22
100+ Yard Games	7	T-1	T-7	T-13
Rushing First Downs	61	T-1	T-7	T-21
10+ Yard Runs	34	T-4	T-14	T-28
20+ Yard Runs	14	T-4	T-10	T-17

► RW3 TOPS 1,000-YARDS RUSHING

• **RB RAWLEIGH WILLIAMS III** became the 13th player in Arkansas history to reach 1,000 yards rushing in a season when he rushed 13 times for 49 yards on Nov. 12 against No. 24 LSU. Arkansas has had a 1,000-yard rusher in four straight seasons by three different players. He added a 54-yard reception against the Tigers.

► A PERFECT FIT FOR #RBU

• **RAWLEIGH WILLIAMS III** also became the seventh different running back to run for 1,000 yards in **BRET BIELEMA's** 11-year head coaching career. Bielema has had a 1,000-yard rusher in each of his 11 seasons as a head coach.

Year	Program	1000-Yard Rusher(s)
2006	Wisconsin	PJ Hill (1,569)
2007	Wisconsin	PJ Hill (1,212)
2008	Wisconsin	PJ Hill (1,161)
2009	Wisconsin	John Clay (1,517)
2010	Wisconsin	James White (1,052) John Clay (1,012)
2011	Wisconsin	Montee Ball (1,923)
2012	Wisconsin	Montee Ball (1,830)
2013	Arkansas	Alex Collins (1,026)
2014	Arkansas	Jonathan Williams (1,190) Alex Collins (1,100)
2015	Arkansas	Alex Collins (1,577)
2016	Arkansas	Rawleigh Williams III (1,326)

• **RB RAWLEIGH WILLIAMS III** became the sixth different running back to run for 200 yards in a single-game under **BRET BIELEMA** in his 11 seasons as a head coach. Bielema is 10-0 all-time when he has a player run for 200 yards.

• A total of 11 different players have run over 100 yards in a game under coach Bielema in his career.

• Bielema has had multiple 100-yard rushers in the same game 20 times during his head coaching career. Over those 20 games, Bielema owns a record of 19-1 and has won 19 straight when his teams reach the feat. He's 8-0 at Arkansas when two players run for 100 yards in the same game.

• At least two different players have reached the 100-yard plateau on the ground in nine of Bielema's 11 seasons, including all four years at Arkansas.

► ALLEN, WILLIAMS QB-RB DUO

• **QB AUSTIN ALLEN** and **RB RAWLEIGH WILLIAMS III** have been one of the nation's top QB-RB tandems this season. Allen is averaging 262.7 yards per game through the air, while Williams is averaging 110.5 on the ground. Allen and Williams are one of just five QB-RB duos in the Power 5 conferences averaging at least 250 yards passing and 100 yards rushing per game this season.

Team	Quarterback (Yards/Game)	Running Back (Yards/Game)
Arkansas	Austin Allen (262.7)	Rawleigh Williams III (110.5)
Florida State	Deondre Francois (260.7)	Dalvin Cook (135.0)
Oklahoma	Baker Mayfield (305.8)	Joe Mixon (107.6)/Samaje Perine (108.2)
Penn State	Trace McSorley (258.5)	Saquon Barkley (100.2)
Washington	Jake Browning (253.3)	Myles Gaskin (103.0)



► A RAZORBACK WIN WOULD

- Give Arkansas at least eight wins for the second straight season.
- Give Arkansas its 14th win in its last 20 games dating back to 2015.
- Improve **BRET BIELEMA'S** record to 26-25 at Arkansas and 94-49 all-time as a head coach.
- Improve **BRET BIELEMA'S** record to 5-4 in bowl games as a head coach, including a 3-0 record as Arkansas' head coach.

► WHAT TO WATCH FOR THE RAZORBACKS

- Have scored 40 or more points in nine of their last 19 games.
- Have produced 400 or more yards of total offense in nine of 12 games this season.
- Have logged both 200 yards passing and rushing in the same game five times this season.
- Averaging more than 30.0 points per game (30.8 points per game) for the third straight season and the 16th time in program history.
- Have eclipsed 5,000 yards of total offense for the third straight season and the 10th time in program history.
- Are averaging more than 6.0 yards per play (6.12 yards per play) for the second straight season and the ninth time in program history.
- Last two game-opening TD drives have taken just two plays.
- Have returned four of its nine interceptions this season for TDs.

QB AUSTIN ALLEN

- Has thrown for multiple touchdown passes in eight of 12 games this season.
- Has thrown for 200 or more passing yards in 10 of 12 games this season, including four games of 300 or more passing yards.
- Looks to become one of four Arkansas QBs to record multiple 400-yard passing games in his career.
- Looks to become one of three QBs in school history to have multiple 400-yard games in the same season.
- Is 31 passing attempts shy of tying Tyler Wilson (2012) for 4th all-time in school history with 401 attempts in a season.
- Is 17 completions from tying Brandon Allen (2015) for 4th all-time in school history with 205 completions in a season.
- Is 235 yards shy of tying Tyler Wilson for 5th all-time in school history with 3,387 passing yards in a season.
- Is one touchdown passes shy of tying Tyler Wilson (2011) for 5th all-time with 24 passing TDs in a season.
- Is five TD passes shy of tying Quinn Grovey and Bill Montgomery for 8th all-time in school history with 29 career TD passes.
- His 260.0 passing yards per game against current AP Top 25 opponents ranks second in the SEC and 18th in the nation.

LB BROOKS ELLIS

- Looks to lead the team in tackles in back-to-back seasons, becoming the first Razorback to lead the team in tackles in consecutive seasons since Jerry Franklin (2008-11).
- Is one double-digit tackle game away from recording eight in his career (Last: Martrell Spaight, 2013-14).
- Is 15 tackles shy of 300 for his career, which would rank 16th all-time in school history.

WR KEON HATCHER

- Looks to lead the team in receiving yards for the second time in three seasons, becoming the first Razorbacks to lead the team in receiving yards in multiple seasons since Peyton Hillis (2005, 2007)

- Is nine receiving yards shy of tying Hunter Henry for 22nd all-time with 647 receiving yards in a season.

- Is nine receptions shy of tying Greg Childs for 12th all-time in school history with 133 career receptions.

- Is 93 yards shy of tying Chuck Dicus for 13th all-time in school history with 1,854 receiving yards.

- Is five TD receptions away from tying Anthony Lucas for 3rd all-time in school history with 23.

- Needs one 100-yard receiving game to bring his career total to four and tie for 10th most in a career in school history.

- Has a TD reception in five of the last nine games played.

- Has a reception for a first down in 29 of the last 30 games dating back to 2014.

WR DREW MORGAN

- Looks to lead the team in receiving yards in back-to-back seasons, becoming the first player to lead the team in receiving yards in consecutive season since Marcus Monk (2004-06).

- Is one reception shy of tying J.J. Meadors for 4th all-time in school history with 62 receptions in a season.

- Is one reception shy of tying Greg Childs for 9th all-time in school history with 135 career receptions.

- Is 73 yards shy of tying teammate Keon Hatcher for 14th all-time in school history with 1,761 receiving yards.

- Needs one 100-yard receiving game to bring his career total to four and tie for 10th most in a career in school history.

- Has a reception in 26 straight games dating back to 2014.

- Has a reception of 15+ yards in 15 of the last 17 games dating back to last season.

- Is one TD reception shy of tying Greg Childs for 12th all-time in school history with 15 in a career.

WR JARED CORNELIUS

- 19 of his last 29 touches on offense (not special teams) have resulted in a first down or a TD.

- Needs one 100-yard receiving game to bring his season total to four and tie for third all-time in school history.

- Needs one 100-yard receiving game to bring his career total to four and tie for 10th most in a career in school history.

TE JEREMY SPRINKLE

- Is two TD catches shy of tying Jim Benton 14th all-time with 13.

RB RAWLEIGH WILLIAMS III

- Is nine rushing attempts shy of tying Dickey Morton for 5th all-time with 242 rushing attempts in a season.

- Is 61 rushing yards shy of tying Madre Hill for 4th all-time with 1,387 rushing yards in a season.

- Is 174 rushing yards shy of becoming the third Arkansas player to rush for 1,500 yards in a season, joining Darren McFadden (2006-2007) and Alex Collins (2015).

- Is one rushing TD shy of tying Knile Davis and David Dickey for 11th all-time with 13 rushing touchdowns in a season.

- Needs one 100-yard rushing game of taking sole possession of 3rd all-time with eight 100-yard rushing games.

- Needs one 200-yard rushing game of becoming the second Arkansas player with two 200-yard rushing games in a season, joining Darren McFadden (2007).

- Arkansas is 7-1 when Williams breaks the 100-yard rushing barrier, including 6-1 this season.

- Has produced 75+ yards rushing in nine of Arkansas' 12 games this season.

- Has scored a TD in eight of 12 games this season.

► 2016 RAZORBACK TRENDS

Overall.....	7-5
vs. SEC.....	3-5
Non-Conference.....	4-0
Home.....	5-2
Away.....	2-2
Neutral.....	0-1
Day Games.....	3-2
Night Games (6 p.m. start or later).....	4-3
vs. Top 25 teams.....	3-4
TV games.....	7-5
on SEC Network.....	1-0
on SEC Network-Alternate.....	2-0
on ESPN.....	2-4
on ESPN2.....	0-0
on ESPNU.....	1-0
on CBS.....	1-1
on ABC.....	0-0

OFFENSE

When scoring first.....	6-2
When opponents score first.....	1-3
When leading at halftime.....	5-1
When trailing at halftime.....	0-3
When tied at halftime.....	2-1
When leading after third quarter.....	6-1
When trailing after third quarter.....	1-4
When tied after third quarter.....	0-0
In overtime games.....	1-0
When scoring less than 20 points.....	0-2
When scoring 20+ points.....	4-3
When scoring 30+ points.....	6-1
When scoring 40+ points.....	4-0
When allowing less than 20 points.....	2-0
When allowing 20+ points.....	3-5
When allowing 30+ points.....	3-4
When rushing for < 100 yards.....	0-3
When rushing for 100+ yards.....	6-2
When rushing for 200+ yards.....	5-0
When passing for 200+ yards.....	6-4
When passing for 250+ yards.....	1-3
When passing for 300+ yards.....	1-3
When totaling < 300 yds total offense.....	1-2
When gaining 300+ yds total offense.....	6-3

DEFENSE

When allowing < 100 yds rushing.....	3-0
When allowing 100+ yds rushing.....	4-5
When allowing 200+ yds rushing.....	1-4
When allowing < 200 yds passing.....	2-2
When allowing 200+ yards passing.....	5-3
When allowing 250+ yards passing.....	3-2
When allowing 300+ yards passing.....	2-0
When allowing < 300 yds total offense.....	3-0
When allowing 300+ yds total offense.....	4-5
When having a 100-yard rusher.....	6-1
When opp. have a 100-yard rusher.....	1-4
When having no turnovers.....	2-0
When having less than 3 turnovers.....	7-2
When having 3 or more turnovers.....	0-3
When having no takeaways.....	1-1
When having < 3 takeaways.....	6-4
When having 3 or more takeaways.....	1-1
When having more than 30:00 TOP.....	6-4
When having less than 30:00 TOP.....	1-1



WR DREW MORGAN ranks sixth in the SEC in receptions with 61 and is tied for the league lead in receiving first downs with 38.

► 2016 MONEY PLAYS

NOTE: Money plays are defined as plays resulting in first down or a TD.

Money Rushes	1st	TD	No.	Att.
Rawleigh Williams	61	12	68	233
Devwah Whaley	28	3	29	105
Kody Walker	8	1	9	31
Austin Allen	6	1	7	25
T.J. Hammonds	4	1	4	14
Jared Cornelius	3	1	4	13
Dominique Reed	2	0	2	5
Cody Hollister	2	1	2	2
Keon Hatcher	1	0	1	3
Totals	115	20	126	454

Money Receptions	1st	TD	No.	Rec.
Drew Morgan	38	3	39	61
Keon Hatcher	26	7	29	38
Jared Cornelius	21	4	22	32
Jeremy Sprinkle	18	4	20	33
Dominique Reed	10	2	10	14
Rawleigh Williams	7	1	8	14
Cody Hollister	7	0	7	10
Austin Cantrell	3	2	5	12
Devwah Whaley	5	0	5	5
Grayson Gunter	1	0	1	1
Hayden Johnson	1	0	1	2
Deon Stewart	1	0	1	1
LaMichael Pettway	0	1	1	1
Cheyenne O'Grady	1	0	1	1
Totals	139	24	150	229

3rd Down Money Rushes	1st	TD	No.	Att.
Rawleigh Williams	15	1	15	23
Devwah Whaley	5	0	5	8
Austin Allen	3	1	4	10
Kody Walker	3	0	3	5
Jared Cornelius	1	0	1	1
Keon Hatcher	1	0	1	2
Totals	28	2	29	57

3rd Down Money Receptions	1st	TD	No.	Rec.
Drew Morgan	12	1	13	14
Jared Cornelius	7	0	7	8
Keon Hatcher	5	3	7	7
Jeremy Sprinkle	6	1	6	7
Dominique Reed	2	1	2	2
Cody Hollister	2	0	2	2
Deon Stewart	1	0	1	1
Rawleigh Williams	0	1	1	4
Totals	35	7	39	45

4th Down Money Rushes	1st	TD	No.	Att.
Rawleigh Williams	2	0	2	2
Kody Walker	2	0	2	3
Totals	4	0	4	7

4th Down Money Receptions	1st	TD	No.	Att.
Keon Hatcher	2	0	2	2
Jeremy Sprinkle	1	1	2	2
Jared Cornelius	1	0	1	1
Austin Cantrell	0	1	1	1
Totals	4	2	6	6

► NOTING THE LAST 19 GAMES

Team	Last 19 Games	Games vs. Ranked Teams
Alabama	19-0	12
Tennessee	14-5	6
Arkansas	13-6	9
Georgia	13-6	6
Florida	12-7	7
LSU	12-7	7
Auburn	11-8	8
Texas A&M	11-8	5
Ole Miss	10-9	11
Mississippi State	10-9	5
Kentucky	8-11	2
Vanderbilt	8-11	5
South Carolina	7-12	6
Missouri	5-14	4

• **BRET BIELEMA** and the Razorbacks have won 13 of their last 19 games. The Razorbacks won 12 of their first 31 games under Bielema.

► COACH BIELEMA IN NOVEMBER

• **HEAD COACH BRET BIELEMA** owns an impressive 26-14 (.650) career record in the month of November. Below is a year-by-year breakdown of Bielema's 11-year head coaching career in November:

- Owns a 26-14 career record (.650) in November, highlighted by a 14-5 mark in home games.
- In 40 career games in November, Coach Bielema has had 37 100-yard rushers and at least one in 28 games.
- Has led Arkansas to a 7-5 record in November over the last three seasons.
- Won five of his last seven games vs. ranked teams in November with Arkansas being unranked for six.
- Has seven wins in the month of November against ranked teams, including five at home.
- Had a 100-yard rusher in his last 20 games in November at Wisconsin and 21 of 24 overall.
- Out of his 14 career losses in November, three have come in overtime while another seven have been by 7 points or less. Out of the seven by 7 points or less, two have been by 1 point and another by 2 points.

Wisconsin (2006-12)

Year	Record	vs. Ranked	Home	Away	Conf.	Games w/ 100 Yd Rusher
2006	3-0	0-0	2-0	1-0	2-0	1
2007	2-1	1-1	1-0	1-1	2-1	2
2008	3-1	0-1	2-0	1-1	2-1	4
2009	2-1	0-0	1-0	1-1	2-1	3
2010	4-0	0-0	2-0	2-0	4-0	4
2011	4-0	1-0	2-0	2-0	4-0	4
2012	1-2	0-1	0-1	1-1	1-2	3
Total	19-5	2-3	10-1	9-4	17-5	21

Arkansas (2013-Present)

Year	Record	vs. Ranked	Home	Away	Conf.	Games w/ 100 Yd Rusher
2013	0-4	0-2	0-2	0-2	0-4	1
2014	2-2	2-2	2-0	0-2	2-2	0
2015	3-1	2-0	1-1	2-0	3-1	3
2016	2-2	1-1	1-1	1-0	2-1	3
Total	7-9	5-5	4-4	3-5	7-9	6
Career	26-14	7-8	14-5	12-9	24-14	28

► AGAINST THE BEST

- Arkansas played eight contests in 2016 against opponents who will play in a bowl game this year.
- Virginia Tech will be the eighth ranked opponent the Razorbacks have faced this season. It will be the first time Arkansas has played a ranked opponent in a bowl game since the 2012 Cotton Bowl vs. No. 11 Kansas State.
- Eight of Arkansas' last 12 SEC games have been against ranked opponents, including six of eight this season. The Razorbacks have faced 25 ranked SEC opponents in the last four seasons out of a possible 32.
- Out of those 25 ranked SEC opponents, 10 have been in the top 10. For just the second time in four seasons, Arkansas played five straight ranked opponents (Week 6-10).

► WILLIAMS, WHALEY PROVIDE 1-2 PUNCH

• With **RB RAWLEIGH WILLIAMS III** (1,326) and **RB DEVWAH WHALEY** (601), Arkansas is one of four Power 5 schools with a player over 1,300 yards rushing and another of 600 yards (Louisville, Stanford, Washington).

• Williams (205) and Whaley's (112) 100+ yard performances at Mississippi State marked the second time this season and the 40th time in school history that Arkansas has produced multiple 100-yard rushers in the same game.

• Whaley (135) and Williams (126) previously both topped the century mark on the ground against Alcorn State in Week 5. It marked Whaley's first 100-yard effort of his career and the fourth ever for Williams (currently has seven). Arkansas totaled 353 yards on the ground, averaging 9.3 yards/rush, the eighth-best average in a game in program history.

• Whaley had four runs of 10 or more yards, highlighted by a 50-yard run in the second quarter, against Mississippi State. Seven of his 19 carries resulted in a first down, both were a season-high. The Texas native, is one of seven SEC freshmen with multiple 100-yard rushing games this season.

► 300 YARDS PASSING AND RUSHING

• With 357 yards on the ground and 304 yards through the air against Mississippi State on Nov. 18, Arkansas is one of just 17 FBS teams, including three from the SEC, to record 300 yards passing and rushing in a single game this season.

Team	Date	Opponent	Pass Yds.	Rush Yds.	Total
Oklahoma	10/22/16	at Texas Tech	545	309	854
Louisville	9/9/16	at Syracuse	431	414	845
Ohio State	9/3/16	Bowling Green	417	359	776
Missouri	11/19/16	at Tennessee	323	420	743
LA Tech	10/29/16	Rice	434	301	735
Troy	9/3/16	Austin Peay	323	383	706
Kentucky	9/17/16	New Mexico State	311	381	692
Washington	10/8/16	at Oregon	304	378	682
Arkansas	11/19/16	at Miss State	304	357	661
Florida Atlantic	11/5/16	at Rice	321	336	657
Florida State	11/19/16	at Syracuse	320	334	654
Arizona State	9/10/16	Texas Tech	351	301	652
West Virginia	10/15/16	at Texas Tech	318	332	650
California	10/21/16	Oregon	325	311	636
Oregon	9/10/16	Virginia	331	301	632
Toledo	9/17/16	Fresno State	301	318	619
Tulsa	11/25/16	Cincinnati	305	306	611

► 300-YARD PASSER/200-YARD RUSHER

• Arkansas is among seven teams in the FBS, including three in the SEC, with both a 300-yard passer and 200-yard rusher in a single game this season.

Team	Date	Opponent	Passer	Rusher	Total
Oklahoma	10/22/16	at Texas Tech	Baker Mayfield (545)	Keith Mixon (263)	808
WKU	12/3/16	LA Tech	Mike White (421)	Anthony Wales (209)	630
LSU	11/24/16	at Texas A&M	Danny Etling (324)	Derrius Guice (285)	609
Oklahoma	10/8/16	Texas	Baker Mayfield (390)	Samaje Perine (214)	604
Missouri	11/19/16	at Tennessee	Drew Lock (320)	Damarea Crockett (225)	545
Florida State	11/19/16	at Syracuse	Deondre Francois (315)	Dalvin Cook (225)	540
Oregon	11/12/16	Stanford	Dakota Prukop (331)	Royce Freeman (207)	538
Arkansas	11/19/16	at Miss. State	Austin Allen (303)	Rawleigh Williams (205)	508

► HOGS LEAD SEC IN TIME OF POSSESSION

• Arkansas leads the SEC and ranks second in the FBS in time of possession per game (35:01.17). The Razorbacks have led the SEC in time of possession each of the last two seasons. **BRET BIELEMA** is 71-28 all-time when his team wins the time of possession battle. The Razorbacks are averaging a 10-minute, 27-second advantage in possession time against its opponents this season. In addition, Arkansas is 5-1 under Coach Bielema when possessing the ball for 40 or more minutes.

► RANKED WINS SINCE 2014

• Arkansas has defeated seven ranked opponents in the regular season since 2014, which is tied with LSU for third-most in the SEC during that span.

Rank	Team	Ranked Wins
1	Alabama	16
2	Ole Miss	9
T-3	Arkansas	7
T-3	LSU	7
T-3	Texas A&M	7
6	Auburn	6
7	Georgia	5
8	Mississippi State	4
T-9	Florida	3
T-9	Tennessee	3
T-11	Missouri	2
T-11	Kentucky	2
T-11	South Carolina	2
14	Vanderbilt	1

► ROAD HOGS

• Arkansas has a 4-3 record (.571 win pct.) in true road games in SEC play over the last two seasons, which ranks fourth in the conference over that span.

Rank	Team	Record	Pct.
1	Alabama	8-0	1.000
2	Georgia	5-2	.714
3	Florida	5-3	.625
4	Arkansas	4-3	.571
T-5	Auburn	4-4	.500
T-5	Ole Miss	4-4	.500
T-5	Miss. State	4-4	.500
T-5	LSU	3-3	.500
9	Texas A&M	3-4	.429
10	Tennessee	3-5	.375
11	Kentucky	2-6	.250
12	Vanderbilt	1-7	.125
13	South Carolina	1-8	.111
14	Missouri	0-8	.000

► 40 OR MORE POINTS

• Since 2015, Arkansas has scored 40 or more points an SEC-tying best 10 times, (Alabama, Mississippi State), posting a 9-1 record in those contests.

► PASS HOGS PASS

• With **OC DAN ENOS** at the helm of the offense (2015-Present), Arkansas has scored a passing TD in 22 of 25 games.

• Since Enos' arrival, Arkansas has thrown for 200 or more yards 19 times, 300 or more yards 10 times, and 400 or more yards four times.

► POUND HOGS POUND

• Arkansas is 21-7 under **BRET BIELEMA** when a player rushes for 100 or more yards.

• Arkansas is 18-7 under Bielema when the team eclipses 200 or more yards rushing.

• Arkansas has scored a rushing TD in 43 of 50 games under Bielema.

► MOVING THE CHAINS

• Arkansas ranks third in the SEC with 274 first downs this season and has converted more first downs than its opponent in nine of its 12 games. One of the keys to Arkansas' success on offense is its ability to produce plays that result in 10 or more yards from the line of scrimmage. The Razorbacks have manufactured 198 plays that gained at least 10 yards this season, which is tied for third in the league.



► HATCHER JOINS ARKANSAS GREATS

• With two TD receptions on Nov. 19 at Mississippi State, **WR KEON HATCHER** matched Cobi Hamilton's (2009-12) mark of 18 career receiving TDs to enter Arkansas' top five all-time.

ARKANSAS CAREER RECEIVING TD LEADERS

Rank	TDs	Player	Years
1	27	Marcus Monk	2004-07
2	24	Jarius Wright	2008-11
3	23	Anthony Lucas	1995-99
T-4	18	Cobi Hamilton	2009-12
T-4	18	Keon Hatcher	2012-Pres.

► RECEIVING CORPS AT A GLANCE

• Arkansas' top five active receivers have turned in some incredible performances during their careers, contributing largely to Arkansas' successful passing attack.

ARKANSAS' TOP 5 ACTIVE RECEIVERS - CAREER STATS

Player	Years	100-Yard Games	Receptions	Yards	TDs
Keon Hatcher	2012-Pres.	3	124	1,761	18
Drew Morgan	2013-Pres.	3	134	1,688	14
Jeremy Sprinkle	2013-Pres.	0	71	921	11
Jared Cornelius	2014-Pres.	3	74	1,120	9
Dominique Reed	2015-Pres.	1	42	777	8
Totals		10	445	6,267	60

► SEC ACTIVE CAREER TD LEADERS

• Arkansas has one of the SEC's best receiving units as three Razorbacks rank among the top 11 of the conference's active career leaders in TD receptions.

SEC ACTIVE LEADERS - CAREER TD RECEPTIONS

Rank	Player	Team	Years	TD
1	Josh Reynolds	Texas A&M	2014-16	28
2	Fred Ross	Mississippi State	2013-16	22
3	Keon Hatcher	Arkansas	2012-16	18
T-4	Christian Kirk	Texas A&M	2015-16	16
T-4	Evan Engram	Ole Miss	2013-16	15
T-6	Malachi Dupre	LSU	2014-16	14
T-6	Drew Morgan	Arkansas	2014-16	14
T-6	Calvin Ridley	Alabama	2015-16	14
T-9	Travin Dural	LSU	2013-16	13
T-9	Josh Malone	Tennessee	2014-16	13
T-11	Quincy Adebeyejo	Ole Miss	2013-16	11
T-11	J'Mon Moore	Missouri	2014-16	11
T-11	Jeremy Sprinkle	Arkansas	2013-16	11

► 100-CAREER CATCH MARK

• **WR DREW MORGAN** and **WR KEON HATCHER** each eclipsed 100 catches for their career this season. Morgan and Hatcher are two of just 14 active SEC players with at least 100 career receptions.

Rank	Player	Seasons	Team	Receptions
1	Fred Ross	2013-Pres.	Mississippi State	195
2	Evan Engram	2013-Pres.	Ole Miss	162
3	Christian Kirk	2015-Pres.	Texas A&M	157
4	Calvin Ridley	2015-Pres.	Alabama	154
5	Josh Reynolds	2014-Pres.	Texas A&M	152
6	Drew Morgan	2014-Pres.	Arkansas	134
7	Ardarius Stewart	2014-Pres.	Alabama	127
8	Keon Hatcher	2012-Pres.	Arkansas	124
9	Ricky Seals-Jones	2013-Pres.	Texas A&M	117
10	Ryan Timmons	2013-Pres.	Kentucky	109
T-11	Quincy Adebeyejo	2013-Pres.	Ole Miss	106
T-11	O.J. Howard	2013-Pres.	Alabama	106
13	Garrett Johnson	2014-Pres.	Kentucky	105
14	Travin Dural	2013-Pres.	LSU	100

► MORGAN A RELIABLE TARGET

• Arkansas' leading receiver with 61 receptions for 664 yards, **WR DREW MORGAN** has paced the Razorbacks in receptions eight times this season, continuing to show why he has been one of their most reliable targets over the last two years. His 61 catches rank sixth in the SEC while 38 receiving first downs are tied for the league lead with Mississippi State's Fred Ross.

• Last season, Morgan hauled in 63 passes for 843 yards and led the league in TD catches during the regular season with 10.

• Morgan holds two of the school's top five records in single-season receptions.

ARKANSAS SINGLE-SEASON RECEPTION LEADERS

Rank	Receptions	Player	Year
1	90	Cobi Hamilton (1,335 yards, 5 TD)	2012
2	66	Jarius Wright (1,117 yards, 12 TD)	2011
3	63	Drew Morgan (843 yards, 10 TD)	2015
4	62	J.J. Meadors (584 yards, 2 TD)	1995
T-5	61	Drew Morgan (664 yards, 3 TD)	2016
T-5	61	D.J. Williams (723 yards, 3 TD)	2016

• With 134 career receptions, Morgan is tied for 10th on the school's all-time career list. Of his 134 catches, 124 of them have come over the last two seasons, good for the fourth-most in the SEC during that span.

► ZERO TO 100

• Prior to 2016, **JARED CORNELIUS** had never totaled 100 or more yards receiving in a single game. After logging 100+ yards through the air in Weeks 4, 5 and 6, Cornelius matched a 20-year old school record of three straight 100-yard receiving games. Cornelius totaled a career-high 146 yards on five receptions against No. 1 Alabama in Week 6 to join former Razorbacks Anthony Lucas (1996) and Mike Reppond (1971) as the only three players in school history to accomplish that feat.

• He followed up that performance with three catches for 40 yards and lifted the Razorbacks to a 34-30 victory over No. 12 Ole Miss with a 6-yard TD run late in the fourth quarter.

• His three games over the century mark through the air are tied for fourth in the SEC. For the season, Cornelius has 32 receptions for 515 yards and four TDs.

► SPRINKLE SETS TIGHT END TD RECORD

• **TE JEREMY SPRINKLE** made three receptions for 37 yards and a TD against No. 1 Alabama, surpassing 2010 John Mackey Award winner D.J. Williams to become Arkansas' all-time leader in TD receptions by a tight end with 11.

• A preseason All-SEC choice by the league's media and coaches, Sprinkle has caught 33 passes for 380 yards and four TDs this season. He has reeled in eight TD passes through his last 15 games dating back to 2015. For his career, Sprinkle has caught 71 passes for 921 yards and 11 TDs. Of his 71 career catches, 47 have resulted in either a first down or touchdown for a conversion rate of 66.2 percent. His 11 career receiving TDs are the second-most among active SEC tight ends.

► TRIPLE-DIGIT TRIO

• Not only did **RB DEVWAH WHALEY** and **RB RAWLEIGH WILLIAMS III** eclipse the 100-yard mark on Oct. 1 against Alcorn State, but **WR JARED CORNELIUS** hauled in four passes for 106 yards and two TDs.

• It marked the eighth time in school history that Arkansas has produced multiple 100-yard rushers and one 100-yard receiver in the same game, and it was the first time since the Razorbacks win at Tennessee on Oct. 3, 2015.

• Prior to last season, the last time Arkansas had multiple players top the 100-yard rushing barrier and one player reel in 100-yards through the air in the same game was on Sept. 18, 2004 - Rushing: DeCori Birmingham (127), DeArrius Howard (109); Receiving: Steven Harris (133).

► FOUR WITH 30 OR MORE CATCHES

• Razorbacks **DREW MORGAN** (61), **KEON HATCHER** (38), **JEREMY SPRINKLE** (33), **JARED CORNELIUS** (32) and have each recorded at least 30 receptions this season. Ole Miss is the only other team in the SEC to have four different players with 30+ catches.

• This is the first time an Arkansas team has had four different players haul in 30+ passes in a season since 2011 when **JARIUS WRIGHT** (66), **JOE ADAMS** (54), **CHRIS GRAGG** (41) and **COBI HAMILTON** (34) accomplished the feat.

► SKIPPER MAKES 46TH CONSECUTIVE START

• One of just six offensive lineman in Arkansas history to earn All-SEC honors twice in his career, **OL DAN SKIPPER** enters Arkansas' Belk Bowl appearance with 46 consecutive starts along the offensive line. Of those 46 starts, 25 have come at left tackle, 13 at right tackle and eight at left guard. That mark is the second-longest in both the FBS and school history.

• Skipper graded out at a career-best 97 percent over 69 plays at left tackle against the Mississippi State. It was the second time this season Arkansas hasn't allowed a sack, which snapped the Bulldogs' seven-game streak with at least one sack. All four of **RB RAWLEIGH WILLIAMS III's** rushing TDs came behind Skipper and the left side of the line.

► SKIPPER'S BLOCK PARTY

• **OL DAN SKIPPER** added another blocked kick to his resume when he got his hand on a 41-yard attempt in the fourth quarter against Alcorn State in Week 5 and is two blocked kicks away from tying the FBS record for career blocked kicks.

• Earlier this season, Skipper used his 6-10, 319-pound frame to block No. 15 TCU's 28-yard field goal try with 10 seconds remaining, sending the game into OT on Sept. 10. It was the first by an FBS team in the fourth quarter of a tie game against a ranked opponent since Georgia Tech in 2015 against Florida State.

SKIPPER'S CAREER BLOCKED KICKS (2013-PRES.)

Date	Opponent	Surface	Blocks
10/1/16	Alcorn State	Turf	1
9/10/16	at No. 15 TCU	Grass	1
09/12/15	Toledo	Turf	1
11/28/14	at No. 14 Missouri	Turf	1
09/21/13	at Rutgers	Turf	1
10/05/13	at Florida	Grass	1
11/23/13	Mississippi State	Turf	1
Total			7

► ELLIS NAMED SEC SCHOLAR-ATHLETE OF THE YEAR

• Senior **LB BROOKS ELLIS** was named SEC Scholar-Athlete of the Year on Dec. 7. Ellis is the first player in program history to earn the honor since the award's inception in 2003.

• The honor came less than a week after Ellis became the first Arkansas football student-athlete in school history to earn Academic All-America honors twice in a career as he was named to the 2016 Academic All-America Division I football team as selected by the College Sports Information Directors of America (CoSIDA) on Dec. 1.

• The Fayetteville, Arkansas, native was honored as one of 12 finalists for the 2016 William V. Campbell Trophy and a member of the National Scholar-Athlete Class on Dec. 6 by the National Football Foundation (NFF) and College Hall of Fame at the 59th Annual Awards Dinner in New York City. Considered by many to be the "Academic Heisman," the Campbell Trophy recognizes an individual as the absolute best football scholar-athlete in the nation. As a member of the NFF National Scholar-Athlete Class, Ellis received an \$18,000 postgraduate scholarship, presented by Fidelity Investments.

• Ellis was also named to the SEC Community Service Team on Nov. 30. In his four years with the Razorbacks, Ellis has spent time volunteering with the Brandon Burlsworth Foundation, Big Brothers and Big Sisters of Northwest Arkansas, Boys & Girls Club, Book Hogs - Read to Win program, Ozark Affiliate of Susan G. Komen for the Cure, among other community service projects. He is also a member of Phi Delta Theta fraternity.

• A three-time SEC Academic Honor Roll member and two-year team captain, Ellis carries a 3.82 GPA as a pre-professional exercise science major with aspirations of being a doctor after his playing days. In addition to his major, Ellis is on a pre-med plan and spent a week in Belize this past May with his biology classmates.

► RAZORBACKS IN THE NFL

#PRHOGS

Name	Pos	NFL Team	Experience
Brandon Allen	QB	Jacksonville Jaguars	R
Alvin Bailey	OL	Cleveland Browns	4
Alex Collins	RB	Seattle Seahawks	R
Knile Davis	RB	Kansas City Chiefs	4
AJ Derby	TE	Denver Broncos	2
Trey Flowers	DL	New England Patriots	2
Brett Goode	LS	Green Bay Packers	9
Chris Gragg*	TE	Buffalo Bills	4
Cobi Hamilton	WR	Pittsburgh Steelers	1
Hunter Henry	TE	San Diego Chargers	R
Javontee Herndon*	WR	San Diego Chargers	2
Denver Kirkland	OL	Oakland Raiders	R
Mitchell Loewen**	DE	New Orleans Saints	R
Ryan Mallett	QB	Baltimore Ravens	6
Darren McFadden**	RB	Dallas Cowboys	8
Jason Peters	OL	Philadelphia Eagles	13
Darius Philon	DL	San Diego Chargers	2
Chris Smith	DE	Jacksonville Jaguars	3
Martrell Spaight	LB	Washington Redskins	2
Travis Swanson	OL	Detroit Lions	3
Robert Thomas	DT	New York Giants	1
Sebastian Tretola	OL	Tennessee Titans	R
Jonathan Williams	RB	Buffalo Bills	R
Jarius Wright	WR	Minnesota Vikings	5

* Reserve/Injured

** Reserve/Non-Football Injury

^ on practice squad

► ARKANSAS ACTIVE CAREER LEADERS

PASSING YARDS

Austin Allen 3,340 (236-of-389)

RUSHING YARDS

Rawleigh Williams III 1,580 (289 attempts)

Kody Walker 754 (179 attempts)

RECEIVING YARDS

Keon Hatcher 1,761 (124 receptions)

Drew Morgan 1,688 (134 receptions)

Jared Cornelius 1,120 (74 receptions)

Jeremy Sprinkle 921 (71 receptions)

Dominique Reed 777 (42 receptions)

TOUCHDOWNS

Keon Hatcher 19 (18 receiving, 1 rushing)

Kody Walker 14 (14 rushing)

Drew Morgan 14 (14 receiving)

Rawleigh Williams III 14 (13 rushing, 1 passing)

Jared Cornelius 12 (9 receiving, 3 rushing)

Jeremy Sprinkle 11 (11 receiving)

Dominique Reed 9 (8 receiving, 1 rushing)

TACKLES

Brooks Ellis 285 (122 solo, 163 assist)

Jared Collins 153 (98 solo, 55 assist)

TACKLES FOR LOSS

Deatrich Wise Jr. 22.5 (144 yards)

Brooks Ellis 22.5 (83 yards)

Taiwan Johnson 16.5 (75 yards)

SACKS

Deatrich Wise Jr. 16.5 (126 yards)

INTERCEPTIONS

Henre' Toliver 5 (128 yards)

DJ Dean 4 (9 yards)

Brooks Ellis 4 (138 yards)

Josh Liddell 4 (2 yards)



AUSTIN ALLEN

► AT A GLANCE

- Has completed 61.4 percent of his passes (227 of 370) for 3,152 passing yards and 23 TDs against 12 interceptions.
- Leads the SEC in yards per attempt (8.5) and ranks third in passer rating (146.9).
- His 23 passing TDs are tied for second-most in the SEC.
- Has thrown for 200+ yards in 10 games, including four 300+ yard performances in SEC play.
- Is the only SEC QB and one of 14 Power 5 QBs with at least seven games of 200+ passing yards and multiple TD passes.
- Is one of two SEC quarterbacks and one of 15 Power 5 QBs with at least 10 games of 200+ passing yards.
- His 260.0 passing yards per game against current AP Top 25 opponents ranks second in the SEC and 18th in the FBS.
- Leads the SEC in passing yards per game against SEC opponents at 286.4.
- Has thrown for 1,040 yards and five TDs against current AP Top 25 opponents to rank seventh and tied for 20th in the FBS.
- Leads the SEC and ranks 16th in the FBS with 131 completions of 10+ yards.
- Leads the SEC and is tied for seventh in the FBS with 87 completions of 15+ yards.
- Leads the SEC and is tied for 21st in the FBS with 47 completions of 20+ yards.
- Leads the SEC and ranks 22nd in the FBS with 139 completions for a first down.
- Ranks third in the SEC with 13 TD passes against conference opponents.

► MULTIPLE TD PASSES

- Is one of two SEC quarterbacks and one of 16 Power 5 QBs with eight or more multi-TD pass games this season.
- His eight multi-TD pass games are the most in school history since Tyler Wilson recorded nine in 2011.
- Became the only QB in Arkansas history with multiple TD passes in each of the first seven games of a season.
- Became one of four SEC QBs since 2000 to toss multiple TD passes in each of the first seven games of a season.
- Other QBs to accomplish that feat were Kenny Hill (TAMU, 2014), Andre Woodson (UK, 2007), Rex Grossman (UF, 2001).

► AMONG THE ARKANSAS GREATS

- Ranks second in single-season school history with four 300-yard passing games in SEC games.
- Tied for fifth all-time in school history with four 300-yard passing games.
- His four 300-yard passing games in SEC play rank tied for third on the school's career list.
- Is the fourth QB in school history to pass for 400 yards in a single game.
- Ranks sixth in single-season school history with 23 passing TDs.
- Moved into fifth place on the school's single-season list with 227 completions this season.
- Moved into sixth place on the school's single-season list with 3,152 passing yards this season.
- Moved into the top 10 in program history with 24 career passing touchdowns.
- Became the first QB in school history to throw 18 TD passes in the first seven games of a season.
- Became the first QB to throw three TD passes in three straight games (Weeks 5-7) since Ryan Mallett in 2010.
- Became one of just four QBs in Arkansas history to throw at least one TD pass in each of the first seven games of a season.
- Threw 146 straight passes without an interception, surpassing Ryan Mallett for second in school history.

► IN THE RED ZONE

- Has completed 49.2 percent of his passes (31 of 63) inside the red zone for an SEC bests in yards (254) and TDs (18).
- His 18 passing TDs inside the red zone rank tied for ninth in the FBS.
- Ranks fourth in the FBS in percentage of red zone pass attempts for a TD at 28.6 percent (min. 60 red zone passing attempts).

► MORE NOTABLES

- Has helped the team surpass 400 yards of total offense in nine games, including three games of 500+ total yards.
- Is one of five QBs since 2007 to throw for 400+ yards against Alabama.
- Other QBs were Chad Kelly (UM, 2016), Deshaun Watson (CU, 2016), Nick Marshall (AU, 2014), Johnny Manziel (TAMU, 2013).
- Led the Razorbacks to three top-15 wins this season.
- Went 19-of-32 passing for 229 yards and three TDs against a Rebel defense that had allowed only two passing TDs.
- His 400 passing yards against No. 1 Alabama are the most by an Arkansas QB in school history against the Crimson Tide.
- Has orchestrated three fourth-quarter TD drives to either tie or take the lead this season.
- Went 13-of-15 passing for 144 yards with two TDs on those fourth-quarter drives.
- His 96 second-half QBR at No. 15 TCU was the best second-half against the Horned Frogs in 10 years.

► IN THE RANKINGS

Category	Stat	FBS Rank	SEC Rank
Completion Percentage	61.4	T-43	5
Passing Yards	3,152	25	2
Yards/Attempt	8.5	T-14	1
TDs	23	T-30	T-2
Rating	146.9	31	3
Yards/Game	262.7	27	3



► BY THE NUMBERS

23

TOUCHDOWN
PASSES

260.0

PASSING YARDS
PER GAME VS. AP TOP 25

286.4

PASSING YARDS
PER GAME VS. SEC TEAMS

18

RED ZONE
TD PASSES

10

200+ YARD
PASSING GAMES

8

MULTI-TD
PASS GAMES

RB RAWLEIGH WILLIAMS III leads the SEC in total first downs with 68, including 61 on the ground.



► MISCELLANEOUS OFFENSIVE STATS

GAMES WITH A RECEPTION

Player	'13	'14	'15	'16	Career
Austin Cantrell	--	--	--	9	9
Jared Cornelius	--	8	8	10	26
Grayson Gunter	--	--	--	1	1
Keon Hatcher	8	13	2	11	34
Cody Hollister	--	7	1	5	13
Hayden Johnson	--	--	--	2	2
Damon Mitchell	--	0	3	0	3
Drew Morgan	0	7	13	12	32
Cheyenne O'Grady	--	--	--	1	1
LaMichael Pettway	--	--	--	1	1
Dominique Reed	--	--	10	7	17
Jeremy Sprinkle	3	7	10	12	32
Deon Stewart	--	--	--	1	1
Kody Walker	0	1	1	2	5
Devwah Whaley	--	--	--	4	3
Rawleigh Williams III	--	--	4	8	12

5+ RECEPTIONS

Player	'13	'14	'15	'16	Career
Jared Cornelius	--	0	1	2	3
Keon Hatcher	1	3	2	2	8
Drew Morgan	0	0	7	7	14
Dominique Reed	--	--	1	0	1
Jeremy Sprinkle	--	--	1	0	1

20+ YARD RECEPTION

Player	'13	'14	'15	'16	Career
Austin Cantrell	--	--	--	1	1
Jared Cornelius	--	2	6	11	19
Grayson Gunter	--	--	--	1	1
Keon Hatcher	5	6	3	5	19
Cody Hollister	--	0	1	1	2
Damon Mitchell	--	0	1	0	1
Drew Morgan	0	4	12	8	24
Cheyenne O'Grady	--	--	--	1	1
Dominique Reed	--	--	8	6	14
Jeremy Sprinkle	1	0	7	6	14
Devwah Whaley	--	--	--	3	3
Rawleigh Williams III	--	--	0	4	4

40+ YARD RECEPTION

Player	'13	'14	'15	'16	Career
Jared Cornelius	--	0	1	1	2
Keon Hatcher	1	2	0	3	6
Damon Mitchell	--	0	1	0	1
Drew Morgan	--	1	1	0	2
Dominique Reed	--	--	3	2	5
Jeremy Sprinkle	1	0	2	0	3
Devwah Whaley	--	--	--	1	1
Rawleigh Williams	--	--	0	2	2

FIRST DOWN RECEPTIONS

Player	'13	'14	'15	'16	Career
Austin Cantrell	--	--	--	3	3
Jared Cornelius	--	11	20	21	52
Grayson Gunter	--	--	--	1	1
Keon Hatcher	19	28	10	26	84
Cody Hollister	--	6	3	7	16
Hayden Johnson	--	--	--	1	1
Drew Morgan	--	7	43	38	88
Damon Mitchell	--	0	4	--	4
Cheyenne O'Grady	--	--	--	1	1
Dominique Reed	--	--	21	10	31
Jeremy Sprinkle	2	4	17	18	41
Deon Stewart	--	--	--	1	1
Kody Walker	0	1	0	--	1
Devwah Whaley	--	--	--	5	5
Rawleigh Williams III	--	--	1	7	8

100 YARDS RECEIVING

Player	'13	'14	'15	'16	Career
Jared Cornelius	--	0	0	3	3
Drew Morgan	--	0	3	--	3
Keon Hatcher	0	1	1	1	3
Dominique Reed	--	--	1	--	1

GAMES WITH A RECEIVING TD

Player	'13	'14	'15	'16	Career
Austin Cantrell	--	--	--	2	2
Jared Cornelius	--	2	3	3	8
Keon Hatcher	2	6	1	5	15
Cody Hollister	--	1	0	--	1
Damon Mitchell	--	0	1	--	1
Drew Morgan	--	1	7	3	11
LaMichael Pettway	--	--	--	1	1
Dominique Reed	--	--	5	2	7
Jeremy Sprinkle	0	1	4	4	9
Rawleigh Williams III	--	--	0	1	1

GAMES WITH MULTIPLE RECEIVING TDS

Player	'13	'14	'15	'16	Career
Jared Cornelius	--	0	0	1	1
Keon Hatcher	0	0	1	2	3
Drew Morgan	0	0	2	--	2
Dominique Reed	--	--	1	--	1
Jeremy Sprinkle	0	0	1	--	1

10+ YARD RUNS

Player	'13	'14	'15	'16	Career
Austin Allen	--	0	0	2	2
Jared Cornelius	--	1	3	1	5
T.J. Hammonds	--	--	--	3	3
Keon Hatcher	4	2	0	--	6
Cody Hollister	--	0	0	2	2
Damon Mitchell	--	4	1	--	5
Dominique Reed	--	--	1	2	3
Kody Walker	2	2	9	3	16
Devwah Whaley	--	--	--	19	19
Rawleigh Williams III	--	--	5	34	39

20+ YARD RUNS

Player	'13	'14	'15	'16	Career
Jared Cornelius	--	0	1	--	1
T.J. Hammonds	--	--	--	1	1
Keon Hatcher	1	1	0	--	2
Cody Hollister	--	0	0	2	2
Kody Walker	0	0	3	--	3
Devwah Whaley	--	--	--	3	3
Rawleigh Williams III	--	--	1	14	15

RUSHING FIRST DOWNS

Player	'13	'14	'15	'16	Career
Austin Allen	--	3	0	6	9
Jared Cornelius	--	1	3	3	7
Juan Day	--	--	1	--	1
T.J. Hammonds	--	--	--	4	4
Keon Hatcher	4	2	0	1	7
Cody Hollister	--	0	0	2	2
Damon Mitchell	--	5	1	--	6
Dominique Reed	--	--	1	2	3
Kody Walker	2	1	22	8	36
Devwah Whaley	--	--	--	28	28
Rawleigh Williams III	--	--	10	61	71

100 YARDS RUSHING

Player	'13	'14	'15	'16	Career
Devwah Whaley	--	--	--	2	2
Rawleigh Williams III	--	--	1	7	8

GAMES WITH A RUSHING TD

Player	'13	'14	'15	'16	Career
Austin Allen	--	1	0	1	2
Jared Cornelius	--	0	2	1	3
TJ Hammonds	--	--	--	1	1
Keon Hatcher	0	1	0	--	1
Cody Hollister	--	0	0	1	1
Damon Mitchell	--	0	1	--	1
Dominique Reed	--	--	1	--	1
Kody Walker	0	1	5	1	9
Devwah Whaley	--	--	--	3	3
Rawleigh Williams III	--	--	1	7	8

GAMES WITH MULTIPLE RUSHING TDS

Player	'13	'14	'15	'16	Career
Kody Walker	0	0	1	--	3
Rawleigh Williams III	--	--	0	3	3



► A WISE HOG

• **DL DEATRICH WISE JR.** has recorded at least a half-sack in five games this season (3.5 total) and has 10.5 sacks through his last 17 games, including at least a half-sack in nine of the last 16 regular-season contests dating back to 2015. Wise has at least 0.5 tackles for loss in seven contests this season, totaling 5.0 during that span.

• Wise claimed sole possession of 10th place all-time in school history with 16.5 career sacks when he recorded a half-sack in the fourth quarter against No. 10 Florida.

► TOP-TIER PASS RUSHER

• With 16.5 career sacks, **DEATRICH WISE JR.** ranks eighth among SEC active career leaders.

SEC ACTIVE LEADERS - CAREER SACKS

Rank	Player	Team	Pos.	Career Sacks
1	Myles Garrett	Texas A&M	DL	32.5
2	Derek Barnett	Tennessee	DL	32.0
3	Jonathan Allen	Alabama	DL	26.0
4	Marquis Haynes	Ole Miss	DL	24.5
5	Tim Williams	Alabama	DL	20.5
6	Ryan Anderson	Alabama	LB	18.0
7	Charles Harris	Missouri	DL	17.0
8	Deatrich Wise Jr.	Arkansas	DL	16.5

► WISE'S LAST 17 GAMES

• In his last 17 games played dating back to 2015, **DEATRICH WISE JR.** has been a force to be reckoned with for opposing offenses. Below is a look at his numbers during his last 17 games compared to the previous 17.

LAST 17 GAMES VS. PREVIOUS 17 GAMES

	Tackles	Tackles For Loss	Sacks
Last 17 Games	62	11.0	9.5
Previous 17 Games	22	6.5	4.0

► AT HIS BEST AGAINST THE BEST

• A Texas native, **DEATRICH WISE JR.** has recorded 11.5 of his 16.5 career sacks against SEC opponents, including at least a half-sack in seven of the last 18 conference games he's played in.

• Wise tallied 31 tackles - including 10.5 for loss - and eight sacks in 13 games played last season. All eight of his sacks came during SEC play, which led the league in that category.

► LEDBETTER, TEAM LEADER IN SACKS

• **DL JEREMIAH LEDBETTER** has recorded 43 total tackles, including 5.0 for loss, a team-high 4.0 sacks, two pass breakups, a QB hurry and one forced fumble through 12 games in 2016.

• Ledbetter's 43 tackles rank sixth on the team, while his team-high 4.0 sacks are tied for 21st in the SEC. He registered a career-high 1.5 sacks against Texas State in Week 3 and has recorded at least a half-sack in seven of the last 16 games dating back to last season, including five of 12 this year.

► PICKING 'EM OFF

• Arkansas has picked off nine passes through 12 games this season, which is currently tied for 11th in the SEC and tied for 74th in the nation. However, the Hogs have done more than just make the interception as four of those picks have been returned for TDs. The four interception returns for a touchdown is currently tied for the third-most in the FBS and second in the SEC. That total trails only Ohio State (7) and Alabama (5) in the national rankings.

• When **SANTOS RAMIREZ** returned his interception 24 yards in Week 10 for the touchdown against Florida, it gave Arkansas its fourth interception return for a touchdown this year, which is the most in one season since at least 1985. **HENRE' TOLIVER** took one back 70 yards against Alcorn State earlier in the year. **RYAN PULLEY** and **BROOKS ELLIS** each have an interception return for a TD also.

► ELLIS CHASING 300

• A Campbell Trophy finalist and Wuerffel Trophy semifinalist, **LB BROOKS ELLIS** is 15 tackles away from becoming the 16th Razorback in history to total 300 in a career. Ellis currently has a team-best 78 total tackles this season, which is good for 12th in the SEC. He has led or tied the team in tackles nine times during his career, including a team-best five times this season.

► MISCELLANEOUS DEFENSIVE STATS

DOUBLE-DIGIT TACKLES

Player	'13	'14	'15	'16	Career
Jared Collins	0	1	0	--	1
Brooks Ellis	2	1	3	1	7
Dwayne Eugene	--	0	0	1	1
Dre Greenlaw	--	--	4	1	5
De'Jon Harris	--	--	--	1	1
Kevin Richardson	--	0	2	--	2
Josh Williams	--	1	0	--	1

TEAM LEADER IN TACKLES

Player	'13	'14	'15	'16	Career
Tevin Benum	--	0	1	--	1
De'Andre Coley	--	--	0	1	1
Brooks Ellis	0	0	4	5	9
Dwayne Eugene	--	0	0	3	3
Dre Greenlaw	--	--	5	2	7
De'Jon Harris	--	--	--	2	2
Jeremiah Ledbetter	--	--	1	--	1
Josh Liddell	--	0	1	2	3
Ryan Pulley	--	--	0	1	1
Santos Ramirez	--	--	0	2	2
Kevin Richardson	--	0	2	1	3
Henre' Tolliver	--	0	1	1	2
Josh Williams	--	1	0	--	1
Deatrich Wise	0	0	0	2	2

GAMES WITH A SACK (Half sacks included)

Player	'13	'14	'15	'16	Career
McTelvin Agim	--	--	--	3	3
Tevin Beenum	--	0	3	--	3
Austin Capps	--	--	--	1	1
Jared Collins	0	1	0	--	1
DJ Dean	0	0	1	--	1
Brooks Ellis	1	1	2	1	5
Dre Greenlaw	--	--	1	--	1
De'Jon Harris	--	--	--	1	1
Bijon Jackson	--	--	0	3	3
Taiwan Johnson	0	3	2	1	6
Jeremiah Ledbetter	--	--	3	5	8
Brandon Lewis	1	0	0	1	2
Randy Ramsey	--	0	--	3	3
Karl Roesler	--	--	1	2	3
Henre' Tolliver	--	1	0	--	1
Josh Williams	--	1	0	--	1
JaMichael Winston	0	0	0	1	1
Deatrich Wise	4	2	5	5	17

MULTIPLE SACKS (1.5 sacks or more)

Player	'13	'14	'15	'16	Career
Taiwan Johnson	0	1	0	--	1
Jeremiah Ledbetter	--	--	0	1	1
Deatrich Wise	0	1	2	--	3



Arkansas' four interceptions returned for touchdowns this season are its most dating back to at least 1985.

► TOP 25 POLLS

► COLLEGE FOOTBALL PLAYOFF

As of Dec. 4, 2016

Rank	Team	Record
1	Alabama	13-0
2	Clemson	12-1
3	Ohio State	11-1
4	Washington	12-1
5	Penn State	11-2
6	Michigan	10-2
7	Oklahoma	10-2
8	Wisconsin	10-3
9	USC	9-3
10	Colorado	10-3
11	Florida State	9-3
12	Oklahoma State	9-3
13	Louisville	9-3
14	Auburn	8-4
15	Western Michigan	13-0
16	West Virginia	10-2
17	Florida	8-4
18	Stanford	9-3
19	Utah	8-4
20	LSU	7-4
21	Tennessee	8-4
22	Virginia Tech	9-4
23	Pittsburgh	8-4
24	Temple	10-3
25	Navy	9-3

Note: Bold denotes teams on Arkansas' 2016 schedule

► ASSOCIATED PRESS POLL

As of Dec. 4, 2016

Rank	Team	Record	Points
1	Alabama (61)	13-0	1525
2	Ohio State	11-1	1444
3	Clemson	12-1	1396
4	Washington	12-1	1329
5	Penn State	11-2	1252
6	Michigan	10-2	1249
7	Oklahoma	10-2	1173
8	Wisconsin	10-3	1054
9	USC	9-3	1040
10	Florida State	9-3	889
11	Colorado	10-3	886
12	Western Michigan	13-0	871
13	Oklahoma State	9-3	800
14	West Virginia	10-2	788
15	Louisville	9-3	542
16	Stanford	9-3	508
17	Auburn	8-4	493
18	Virginia Tech	9-4	372
19	LSU	7-4	351
20	Florida	8-4	331
21	Iowa	8-4	272
22	Pittsburgh	8-4	237
23	Temple	10-3	229
24	Nebraska	9-3	196
25	South Florida	10-2	173

Others receiving votes: Houston 101, Utah 99, Boise State 95, Washington State 31, **Texas A&M 26**, Air Force 20, Navy 15, Tennessee 12, San Diego State 8, Western Kentucky 7, Miami 6, Georgia Tech 3, Kansas State 2

Note: Bold denotes Arkansas and teams on its 2016 schedule.

► AMWAY COACHES POLL

As of Dec. 4, 2016

Rank	Team	Record	Points
1	Alabama (58)	13-0	1450
2	Ohio State	11-1	1354
3	Clemson	12-1	1347
4	Washington	12-1	1283
5	Penn State	11-2	1186
6	Michigan	10-2	1181
7	Oklahoma	10-2	1128
8	Wisconsin	10-3	992
9	USC	9-3	981
10	Florida State	9-3	898
11	Colorado	10-3	828
12	West Virginia	10-2	806
13	Oklahoma State	9-3	754
14	Western Michigan	13-0	635
15	Louisville	9-3	631
16	Stanford	9-3	542
17	Auburn	8-4	504
18	Florida	8-4	421
19	Virginia Tech	9-4	374
20	LSU	7-4	359
21	Nebraska	9-3	241
22	South Florida	10-2	197
23	Utah	8-4	170
24	Temple	10-3	126
25	Iowa	8-4	97

Others receiving votes: Pittsburgh 61, Boise State 50, Houston 43, Navy 42, Washington State 39, San Diego State 36, Tennessee 33, **Texas A&M 22**, Western Kentucky 14, Miami 14, North Carolina 7, Kentucky 2, Appalachian State 2

Note: Bold denotes Arkansas and teams on its 2016 schedule.

► NATIONAL RANKINGS WATCH

Date	Associated Press	Amway USA Today Coaches	FWAA-NFF Super 16	CFP
Preseason	RV	RV	--	--
Sept. 7	RV	RV	--	--
Sept. 11	24	24	RV	--
Sept. 18	17	18	16	--
Sept. 25	20	22	RV	--
Oct. 2	16	17	16	--
Oct. 10	22	22	RV	--
Oct. 16	17	17	RV	--
Oct. 23	RV	RV	--	--
Oct. 30	RV	RV	--	--
Nov. 6	RV	RV	RV	25
Nov. 13	RV	RV	--	--
Nov. 20	RV	RV	RV	--
Nov. 27	--	--	--	--
Dec. 4	--	--	--	--

► GAME-BY-GAME NOTABLES

Opponent	Time	TV	Location	Game Length	Captains	Coin Toss	Defer/Receive	Jerseys/Pants	Attendance
Louisiana Tech	3:01 p.m.	SEC Network	Fayetteville	3:09	Ellis, Skipper, Walker, Wise	Arkansas	Receive	Red/White	69,132
at No. 15 TCU	6:05 p.m.	ESPN	Fort Worth, Texas	3:55	Ellis, Skipper, Walker, Wise	Arkansas	Receive	White/White	48,091
Texas State	6:39 p.m.	SEC Network Alt.	Fayetteville	2:55	Ellis, Skipper, Walker, Wise	Texas State	Defer	Red/White	72,114
vs. No. 10 Texas A&M	8:15 p.m.	ESPN	Dallas	3:39	Ellis, Skipper, Walker, Wise	Arkansas	Receive	White/White	67,751
Alcorn State	11:01 a.m.	SEC Network Alt.	Little Rock	3:08	Ellis, Skipper, Walker, Wise	Arkansas	Receive	Red/White	46,988
No. 1 Alabama	6:06 p.m.	ESPN	Fayetteville	3:38	Ellis, Skipper, Walker, Wise	Arkansas	Defer	Red/White	75,459
No. 12 Ole Miss	6:10 p.m.	ESPN	Fayetteville	3:42	Ellis, Skipper, Walker, Wise	Ole Miss	Defer	Red/White	73,786
at No. 21 Auburn	5:01 p.m.	ESPN	Auburn, Ala.	3:19	Ellis, Hatcher, Skipper, Wise	Arkansas	Receive	White/White	87,451
No. 11 Florida	2:37 p.m.	CBS	Fayetteville	3:27	Ellis, Skipper, Sprinkle, Wise	Arkansas	Receive	Anthracite/Anthracite	74,432
No. 24 LSU	6:10 p.m.	ESPN	Fayetteville	3:20	Ellis, Skipper, Walker, Wise	LSU	Defer	Red/Red	75,156
at Mississippi State	6:02 p.m.	ESPNU	Starkville, Miss.	3:20	Ellis, Skipper, Collins, Wise	Mississippi St.	Defer	White/White	58,538
at Missouri	1:30 p.m.	CBS	Columbia, Mo.	3:27	Ellis, Skipper, Walker, Wise	Missouri	Defer	White/White	51,043



► 2016 TEAM STATS COMPARISON

CATEGORY	ARKANSAS	VIRGINIA TECH
Scoring Offense	30.8	35.0
Total Offense	437.9	448.2
Rushing Offense	174.9	184.9
Passing Offense	263.0	263.3
Scoring Defense	30.8	22.7
Total Defense	428.7	342.8
Pass Defense	219.3	194.2
Rushing Defense	209.3	148.5
Kickoff Return Avg.	18.67	21.63
Punt Return Avg.	7.63	8.05
Time of Possession	35:01	31:26
3rd Down Conv. Pct.	42.0%	42.1%
Opp. 3rd-D Conv. Pct.	44.7%	28.4%
TO Margin	-0.17	-0.23
Net Punting	41.65	37.55
Fumbles Recovered	10	8
Passes Intercepted	9	13
Fumbles Lost	9	17
Turnovers Gained	19	21
Turnovers Lost	21	24
Passing Efficiency	146.48	151.14
Pass Efficiency Defense	128.90	109.23
Fewest Penalties	68	67
Fewest Yards Penalized	605	611
Sacks	1.75	2.00
Sacks Allowed	2.42	2.15
Tackles for Loss	4.3	7.9
First Downs	274	305
First Downs Allowed	224	226
Red Zone Offense	0.782	0.873
Red Zone Defense	0.837	0.816

► 2016 CONFERENCE (FBS) RANKS

CATEGORY	ARKANSAS	VIRGINIA TECH
Scoring Offense	9 (56)	5 (33)
Total Offense	7 (50)	4 (42)
Rushing Offense	10 (66)	5 (56)
Passing Offense	3 (35)	7 (34)
Scoring Defense	10 (84)	4 (30)
Total Defense	8 (75)	4 (19)
Pass Defense	8 (54)	3 (23)
Rushing Defense	10 (94)	8 (42)
Kickoff Return Avg.	13 (105)	6 (46)
Punt Return Avg.	8 (71)	12 (63)
Time of Possession	1 (2)	4 (36)
3rd Down Conv. Pct.	5 (56)	9 (54)
Opp. 3rd-D Conv. Pct.	13 (107)	1 (4)
TO Margin	10 (77)	11 (83)
Net Punting	2 (7)	7 (64)
Fumbles Recovered	5 (33)	10 (54)
Passes Intercepted	11 (74)	4 (33)
Fumbles Lost	6 (73)	13 (127)
Turnovers Gained	10 (57)	6 (41)
Turnovers Lost	11 (91)	11 (109)
Passing Efficiency	3 (33)	6 (22)
Pass Efficiency Defense	10 (61)	2 (13)
Fewest Penalties	10 (48)	4 (42)
Fewest Yards Penalized	10 (47)	5 (50)
Sacks	10 (90)	11 (73)
Sacks Allowed	13 (90)	8 (71)
Tackles for Loss	14 (122)	3 (9)
First Downs	4 (43)	4 (12)
First Downs Allowed	6 (24)	4 (27)
Red Zone Offense	11 (104)	4 (34)
Red Zone Defense	11 (62)	8 (42)

► BOWL HISTORY

Bowl	Opponent	Site	Result
1934 Dixie Classic	Centenary	Dallas, Texas	T, 7-7
1947 Cotton Bowl	LSU	Dallas, Texas	T, 0-0
1948 Dixie Bowl	William & Mary	Birmingham, Ala.	W, 21-19
1955 Cotton Bowl	Georgia Tech	Dallas, Texas	W, 14-6
1960 Gator Bowl	Georgia Tech	Jacksonville, Fla.	W, 14-7
1961 Cotton Bowl	Duke	Dallas, Texas	L, 7-6
1962 Sugar Bowl	Alabama	New Orleans, La.	L, 10-3
1963 Sugar Bowl	Ole Miss	New Orleans, La.	L, 17-13
1965 Cotton Bowl	Nebraska	Dallas, Texas	W, 10-7
1966 Cotton Bowl	LSU	Dallas, Texas	L, 14-7
1969 Sugar Bowl	Georgia	New Orleans, La.	W, 16-2
1970 Sugar Bowl	Ole Miss	New Orleans, La.	L, 27-22
1971 Liberty Bowl	Tennessee	Memphis, Tenn.	L, 14-13
1976 Cotton Bowl	Georgia	Dallas, Texas	W, 31-10
1978 Orange Bowl	Oklahoma	Miami, Fla.	W, 31-6
1978 Fiesta Bowl	UCLA	Tempe, Ariz.	T, 10-10
1980 Sugar Bowl	Alabama	New Orleans, La.	L, 24-9
1980 Hall of Fame Bowl	Tulane	Birmingham, Ala.	W, 34-15
1981 Gator Bowl	North Carolina	Jacksonville, Fla.	L, 31-27
1982 Bluebonnet Bowl	Florida	Houston, Texas	W, 28-24
1984 Liberty Bowl	Auburn	Memphis, Tenn.	L, 21-15
1985 Holiday Bowl	Arizona State	San Diego, Calif.	W, 18-17
1987 Orange Bowl	Oklahoma	Miami, Fla.	L, 42-8
1987 Liberty Bowl	Georgia	Memphis, Tenn.	L, 20-17
1989 Cotton Bowl	UCLA	Dallas, Texas	L, 17-3
1990 Cotton Bowl	Tennessee	Dallas, Texas	L, 31-27
1991 Independence Bowl	Georgia	Shreveport, La.	L, 24-15
1995 CarQuest Bowl	North Carolina	Miami, Fla.	L, 20-10
1999 Citrus Bowl	Michigan	Orlando, Fla.	L, 45-31
2000 Cotton Bowl	Texas	Dallas, Texas	W, 27-6
2000 Las Vegas Bowl	UNLV	Las Vegas, Nev.	L, 31-14
2002 Cotton Bowl	Oklahoma	Dallas, Texas	L, 10-3
2002 Music City Bowl	Minnesota	Nashville, Tenn.	L, 29-14
2003 Independence Bowl	Missouri	Shreveport, La.	W, 27-14
2007 Capital One Bowl	Wisconsin	Orlando, Fla.	L, 17-14
2008 Cotton Bowl	Missouri	Dallas, Texas	L, 38-7
2010 Liberty Bowl	East Carolina	Memphis, Tenn.	W, 20-17 (OT)
2011 Sugar Bowl	Ohio State	New Orleans, La.	L, 31-26*
2012 Cotton Bowl	Kansas State	Arlington, Texas	W, 29-16
2014 Texas Bowl	Texas	Houston, Texas	W, 31-7
2016 Liberty Bowl	Kansas State	Memphis, Tenn.	W, 45-23

^ - Ohio State later vacated win due to NCAA penalty

► ON THIS DATE: DEC. 29

Year	Opponent	Result	Score
1987	No. 15 Georgia>	L	20-17
1991	No. 24 Georgia*	L	24-15
2014	Texas#	W	31-7

> - Liberty Bowl (Memphis, Tenn.)

* - Independence Bowl (Shreveport, La.)

- Texas Bowl (Houston, Texas)

- In 2014, head coach Bret Bielema led Arkansas to its first bowl win since 2011 and first with him as head coach. The Hog defense held the Longhorns to only 59 yards of offense and two yards rushing. Offensively, the Razorbacks were led by Jonathan Williams' 105-yard performance and Brandon Allen's two-touchdown and 160-yard performance through the air.



ALEX COLLINS turned 23 carries into 185 yards and three scores in Arkansas' dominating 45-23 win over Kansas State in the 2016 AutoZone Liberty Bowl, setting bowl records for most all-purpose yards, longest kickoff return, points scored and touchdowns scored.

► IN BOWL GAMES

100-YARD RUSHING PERFORMANCES

Player	Bowl	Rushes	Yards	TDs
Roland Sales	'78 Orange	22	205	2
Alex Collins	'16 Liberty	23	185	3
Gary Anderson	'82 Bluebonnet	26	161	2
Gary Anderson	'80 Hall of Fame	11	156	1
Felix Jones	'07 Capital One	14	150	2
Cedric Cobbs	'03 Independence	27	141	1
Knile Davis	'11 Sugar	26	139	0
Marius Johnson	'95 CarQuest	29	136	0
E.D. Jackson	'91 Independence	28	112	2
Bruce Maxwell	'70 Sugar	8	108	0
Jonathan Williams	'14 Texas	23	105	1

300-YARD PASSING PERFORMANCES

Player	Bowl	C-A	Yards	TDs
Bill Montgomery	'70 Sugar	17-34	338	2
Brandon Allen	'16 Liberty	20-26	315	1
Brad Taylor	'81 Gator	14-29	307	2

100-YARD RECEIVING PERFORMANCES

Player	Date	Rec.	Yards	TDs
Chuck Dicus	'70 Sugar	6	171	1
Chuck Dicus	'69 Sugar	12	169	1
Bruce Maxwell	'70 Sugar	9	137	1
Bobby Crockett	'66 Cotton	10	129	1
Joe Adams	'11 Sugar	9	120	1
George Wilson	'02 Music City	8	111	1

TOTALS

100-Yard Rushing Games (Players): 11 (10)

300-Yard Passing Games (Players): 3 (3)

100-Yard Receiving Games (Players): 6 (5)

HEAD COACH BRET BIELEMA

► THE COACH B FILE

COACHING HISTORY

2013-Pres.	Arkansas (Head Coach)
2006-12	Wisconsin (Head Coach)
2004-05	Wisconsin (Def. Coord./Linebackers)
2002-03	Kansas State (Co-Def. Coord./LB)
1996-2001	Iowa (Linebackers)
1994-95	Iowa (Graduate Assistant)

PLAYING HISTORY

1989-92	Iowa (Defensive Tackle)
---------	-------------------------

POSTSEASON EXPERIENCE

HEAD COACH

Arkansas	2016 Belk Bowl
	2016 Liberty Bowl
	2014 Texas Bowl
Wisconsin	2013 Rose Bowl
	2012 Rose Bowl
	2011 Rose Bowl
	2009 Champs Sports Bowl
	2008 Champs Sports Bowl
	2008 Outback Bowl
	2007 Capital One Bowl

ASSISTANT COACH

Wisconsin	2006 Capital One Bowl
	2005 Outback Bowl
Kansas State	2004 Fiesta Bowl
	2002 Holiday Bowl
Iowa	2001 Alamo Bowl
	1997 Sun Bowl
	1996 Alamo Bowl
	1995 Sun Bowl

PLAYER

Iowa	1991 Rose Bowl
	1991 Holiday Bowl

► BY THE NUMBERS

111

Coach Bielema has had **111** 100-yard rushers over his 11 seasons as a head coach at Arkansas and Wisconsin.

100

During coach Bielema's first 3 years at Arkansas, a league-high **100** Razorbacks earned a spot on the SEC Fall Academic Honor Roll.

19

A former walk-on at Iowa, coach Bielema has awarded **19** scholarships to walk-ons at Arkansas since 2013.

14

14 Razorbacks have been selected in the NFL Draft over the last three years, good for fourth-most in the SEC over that span.

2

In the last 5 years, coach Bielema has mentored **2** QBs that have led the FBS in QBR Rating in Brandon Allen (2015) & Russell Wilson (2011).



► YEAR-BY-YEAR HEAD COACHING RECORD

Year	School	Overall	Conference	Bowl	Final Ranking
2006	Wisconsin	12-1	7-1 (T-2nd)	Capital One (Beat No. 12 Arkansas, 17-14)	No. 7
2007	Wisconsin	9-4	5-3 (4th)	Outback (Lost to No. 16 Tennessee, 21-17)	No. 24
2008	Wisconsin	7-6	3-5 (T-6th)	Champs Sports (Lost to Florida St., 42-13)	--
2009	Wisconsin	10-3	5-3 (T-4th)	Champs Sports (Beat No. 14 Miami, 20-14)	No. 16
2010	Wisconsin	11-2	7-1 (T-1st)	Rose (Lost to No. 3 TCU, 21-19)	No. 7
2011	Wisconsin	11-3	6-2 (1st)	Rose (Lost to No. 6 Oregon, 45-38)	No. 10
2012	Wisconsin	8-5	4-4 (1st)	Rose (Lost to No. 8 Stanford, 20-14)*	--
2013	Arkansas	3-9	0-8 (7th West)	--	--
2014	Arkansas	7-6	2-5 (7th West)	Texas (Beat Texas, 31-7)	--
2015	Arkansas	8-5	5-3 (T-3rd West)	Liberty (Beat Kansas State, 45-23)	--
2016	Arkansas	7-5	3-5	Belk (vs. No. 22 Virginia Tech)	--
TOTALS		93-49	47-40	4-4	

^ - Won Big Ten Championship Game | * - Did not coach in Rose Bowl and loss is not reflected in record

The University of Arkansas captivated the college football world by naming Bret Bielema the 32nd head coach in Razorback history on December 2012. Since arriving in Fayetteville, Bielema, who enters his fourth season on The Hill, has in turn captivated the passionate Razorback fan base and the state with the culture he is creating and the standards he is holding the program to.

Throughout his head coaching career, Bielema has won three conference championships and coached 13 first-team All-Americans, numerous award winners, 39 NFL Draft picks and NFL superstars. Among the NFL players coached by Bielema are three-time Defensive Player of the Year J.J. Watt, Super Bowl winning quarterback Russell Wilson and No. 1 overall draft pick and eight-time Pro Bowler Joe Thomas.

Backed by his "Five Edges" to success, Bielema represented the qualities Arkansas was looking for: a leader of young men who holds student-athletes responsible both on and off the field and a coach who has a proven record of winning championships.

Bielema's recruitment philosophy of building a program on "uncommon" men have yielded record-setting results in the classroom. Arkansas posted a 2.94 team GPA in the spring of 2015, the highest recorded mark on record. Helping build the record-setting team GPA were 40 student-athletes on the Southeastern Conference (SEC) Fall Academic Honor Roll, good for the most in the conference. During Bielema's three seasons, Arkansas leads the SEC with 100 student-athletes on the SEC Fall Academic Honor Roll, while the 40 honorees in 2015 is the most by one school since he joined the league.

In 2015, Arkansas' off the field success was accompanied by on the field results to the tune of winning six of its last seven games and finishing in a tie for third place in the SEC West with a 5-3 mark. The Razorbacks displayed the resolve of their head coach by bouncing back from a tough start to pick up three SEC road wins and two overtime victories in conference action. Arkansas' wins at Tennessee, Ole Miss and LSU marked the first time in program history that the Razorbacks won three road games against teams that finished in the final Associated Press Top 25 poll.

Arkansas' surge in late October through November set up a Liberty Bowl matchup with Kansas State and one of Bielema's mentors head coach Bill Snyder. For the second-straight year the Razorbacks capped the season with a win in front of a large contingent of Arkansas fans, defeating Kansas State 45-23. With the win, Bielema became the first coach in program history to win back-to-back bowl games while Arkansas is the only SEC West team to win a bowl game each of the last two years.



HEAD COACH BRET BIELEMA

A key ingredient in Arkansas' success in 2015 was its balance and efficiency on offense. The Razorbacks led the SEC in scoring in conference games (34.4) while reaching 50+ points four times during the final six regular season games, breaking the previous program single-season record of three set in 1910, 1916 and 2007. Arkansas was the only school in the SEC and one of eight nationally to have both a 3,000-yard passer and 1,000-yard rusher during the regular season. Brandon Allen's 30 touchdowns through the air and Alex Collins' program record 20 scores on the ground made them the only duo in the nation to hit those statistical peaks.

Individual records and postseason accolades stacked up during and after the 2015 season, highlighted by junior tight end Hunter Henry winning the John Mackey Award. A consensus first-team All-American, Henry led all FBS tight ends with 739 yards receiving, as Arkansas became the first program to have two players win the John Mackey Award. Collins became just the third player in SEC history to start his career with three straight seasons of 1,000-yards rushing en route to earning All-America third team honors from Athlon. Paving the way for Collins was senior offensive lineman Sebastian Tretola, who was the co-recipient of the Jacobs Blocking trophy as the SEC's top blocker. Tretola was named a first-team All-American by Sports Illustrated and a second-team All-American by three other outlets.

Bielema is building Arkansas into a pro-style football program that prepares players for the NFL. He has had 39 draft picks in 10 seasons, good for the second-most among current head coaches with 10 years or less experience.

Since Bielema's arrival, a total of 14 Razorbacks have been selected in the NFL Draft which ranks as the fourth-most among SEC programs during that span. After having four defensive players chosen in the 2015 NFL Draft - the school's most since 1989 - Arkansas saw five offensive players find NFL homes during the 2016 draft. The five offensive players taken were the second-most from one school in the 2016 NFL Draft.

Henry was not only the first Razorback taken in the 2016 NFL Draft but also the first tight end selected when he went in the second round to the San Diego Chargers. Jonathan Williams (Buffalo Bills) and Collins (Seattle Seahawks) became just the second running back duo since Arkansas greats Darren McFadden and Felix Jones in 2008 to be picked in the top five rounds of the same NFL Draft when they both went in the fifth round. Less than 30 picks after Collins, both Tretola (Tennessee Titans) and Allen (Jacksonville Jaguars) came off the board in the sixth round to round out the program's most offensive players taken in the same draft since 2008.

Arkansas closed 2014 and its second season under Bielema by winning three of its final four games against traditional powers LSU, Ole Miss and Texas. The victories marked the first time in school history the Hogs have defeated those three teams in the same season. The Razorbacks finished 7-6 with a 31-7 victory over Texas in the AdvoCare V100 Texas Bowl, marking Arkansas' first winning season since 2011.

Bielema has always prided himself on a balanced offensive attack and that is exactly what the Razorbacks accomplished in 2014. Running backs Williams and Collins were the only FBS teammates to rush for more than 1,000 yards each and both players finished in the top five of the SEC in rushing totals.

Arkansas was the SEC's most improved defense in 2014, allowing just 19.2 points per game. With an 11.9 points per game improvement from the previous season, the Razorbacks had the seventh-most improved defense in the nation. Arkansas became the first unranked team in college football history to post back-to-back shutouts over ranked opponents after blanking No. 20 LSU and No. 8 Ole Miss. Senior linebacker and consensus first-team All-SEC selection Martrell Spaight was the first Razorback to ever lead the SEC with 128 total tackles.

In his first season at Arkansas (2013), the Razorbacks had five student-athletes named Freshmen All-Americans: Collins, offensive linemen Denver Kirkland and Dan Skipper, Henry and defensive tackle Darius Philon. Collins was named the SEC Freshman of the Year.

Bielema lettered from 1989-92 at Iowa after joining the program as a walk-on. He earned a scholarship after his first year and was a member of Iowa's 1990 Big Ten championship team. A starter as a junior in 1991, he was a team co-captain as a senior. Bielema signed a free agent contract with the Seattle Seahawks and later completed his playing career with the Milwaukee Mustangs of the Arena Football League.

A 1992 graduate of Iowa with a degree in marketing, Bielema married his wife, Jen, on March 10, 2012.

► PRO READY

- With the NFL's rosters trimmed to 53 on Sept. 3, all five of Arkansas' 2016 draft picks earned a spot on an opening week roster with the team that selected them. Since Bielema arrived, Arkansas ranks fourth in the SEC with 14 NFL Draft picks over the last three years.
- Coach Bielema has had a player at every offensive and defensive position selected in the NFL Draft except a safety.
- Coach Bielema has had at least four players taken in an NFL Draft in seven of his 10 years as a head coach.

► BEING BRET BIELEMA

Four new episodes of the mini-series "BEING Bret Bielema" produced by Sports Talk with Bo and JM Associates made their way to prime time in August on ESPNU. Each 30-minute episode will re-air throughout the college football season on ESPNU.

► COACH B's RECORD WHEN ...

Scoring First.....	70-23
Opponent Scores First.....	23-26
Leading After 1st Quarter.....	61-14
Leading At Halftime.....	73-15
Leading After 3rd Quarter.....	82-14
Scoring 20+ Points.....	86-22
Scoring 30+ Points.....	72-7
Scoring 40+ Points.....	42-1
Scoring 50+ Points.....	20-1
Scoring 60+ Points.....	8-0
Scoring 70+ Points.....	5-0
Scoring 80+ Points.....	1-0
400+ Yards Total Offense.....	63-16
500+ Yards Total Offense.....	22-4
600+ Yards Total Offense.....	11-0
200+ Rushing Yards.....	59-13
300+ Rushing Yards.....	21-0
400+ Rushing Yards.....	7-0
500+ Rushing Yards.....	2-0
200+ Passing Yards.....	52-23
300+ Passing Yards.....	11-6
20+ First Downs.....	69-21
40 percent+ 3rd-Down Conv.....	70-20
2 or Fewer Turnovers.....	82-34
15 or Fewer Points Allowed.....	46-2
20 or Fewer Points Allowed.....	61-7
300 or Less Yds Total Off Allowed.....	48-5
150 or Less Rush Yds Allowed.....	70-24
100 or Less Rush Yds Allowed.....	42-12
150 or Less Pass Yds Allowed.....	33-9
100 or Less Pass Yds Allowed.....	14-5
15 or Less 1st Downs Allowed.....	46-6
2+ Turnovers Forced.....	49-18
More Rush Yards.....	85-19
More Pass Yards.....	51-18
Fewer Turnovers.....	46-10
More Time of Possession.....	71-28
More First Downs.....	78-20
Fewer Penalties.....	41-20
1 Penalty.....	4-2
2-5 Penalties.....	57-23
6-9 Penalties.....	31-21
10+ Penalties.....	1-3
Special Teams Touchdown.....	10-3
100-Yard Rusher.....	75-16
200-Yard Passer.....	50-22
100-Yard Receiver.....	24-14
100-Yd Rusher+200-Yd Passer.....	38-7



OL DAN SKIPPER will make his 47th consecutive start along the offensive line when Arkansas plays Virginia Tech in the Belk Bowl. Skipper was named to the All-SEC first team by the AP and league head coaches. He is one of just six offensive linemen in program history to earn All-SEC honors twice in his career.

► OFFENSE

WR1	80	Drew Morgan (Sr., 6-0, 193)	- OR -
	1	Jared Cornelius (Jr., 5-11, 212)	

WR2	4	Keon Hatcher (Sr., 6-2, 207)
	81	Cody Hollister (Sr., 6-4, 209)

TE	83	Jeremy Sprinkle (Sr., 6-6, 256)
	44	Austin Cantrell (R-Fr., 6-4, 269)

LT	70	Dan Skipper (Sr., 6-10, 319)
	64	Jake Hall (So., 6-5, 266)

LG	51	Hjalte Froholdt (So., 6-4, 318)
	50	Jake Raulerson (Jr., 6-4, 301)

C	72	Frank Ragnow (Jr., 6-5, 319)
	75	Zach Rogers (So., 6-1, 306)

RG	62	Johnny Gibson (So., 6-4, 344)
	79	Jalen Merrick (R-Fr., 6-4, 327)

RT	60	Brian Wallace (So., 6-6, 335)
	74	Colton Jackson (R-Fr., 6-6, 300)

QB	8	Austin Allen (Jr., 6-1, 209)
	5	Ty Storey (R-Fr., 6-2, 212)

RB	22	Rawleigh Williams III (So., 5-10, 226)
	21	Devwah Whaley (Fr., 5-11, 216)
	6	T.J. Hammonds (Fr., 5-10, 197)

FB	34	Kendrick Jackson (So., 6-1, 255)
	32	Hayden Johnson (Fr., 6-3, 248)

► DEFENSE

DE	6	JaMichael Winston (Sr., 6-4, 260)	- OR -
	97	Tevin Beanum (Jr., 6-4, 251)	
	96	Karl Roesler (Jr., 6-1, 256)	

DT	94	Taiwan Johnson (Sr., 6-2, 284)
	41	Austin Capps (Fr., 6-4, 309)

DT	3	McTelvin Agim (Fr., 6-3, 289)	- OR -
	78	Bijhon Jackson (Jr., 6-2, 335)	

DE	55	Jeremiah Ledbetter (Sr., 6-3, 280)
	48	Deatrich Wise Jr. (Sr., 6-5, 271)

SLB	10	Randy Ramsey (So., 6-4, 228)
	21	Josh Williams (Sr., 6-1, 249)

MLB	51	Brooks Ellis (Sr., 6-2, 245)
	45	Josh Harris (So., 5-10, 239)

WLB	35	Dwayne Eugene (Jr., 6-1, 235)	- OR -
	8	De'Jon Harris (Fr., 6-0, 255)	

CB	29	Jared Collins (Sr., 5-11, 173)
	2	DJ Dean (Sr., 5-11, 199)

FS	28	Josh Liddell (Jr., 6-1, 210)
	38	Reid Miller (So., 5-9, 197)

SS	9	Santos Ramirez (So., 6-2, 205)
	20	De'Andre Coley (Jr., 6-1, 214)

CB	11	Ryan Pulley (So., 5-11, 198)
	5	Henre' Toliver (Jr., 6-1, 185)

► SPECIAL TEAMS

K	48	Adam McFain (Sr., 6-0, 187)
	9	Cole Hedlund (So., 5-10, 171)

P	37	Toby Baker (Sr., 6-3, 215)
	8	Austin Allen (Jr., 6-1, 209)

KO	48	Adam McFain (Sr., 6-0, 187)
	42	Connor Limpert (Fr., 6-1, 176)

KS	49	Robert Decker (Jr., 6-0, 249)
	56	Matt Emrich (Sr., 6-3, 198)

DS	56	Matt Emrich (Sr., 6-3, 198)
	49	Robert Decker (Jr., 6-0, 249)

H	37	Toby Baker (Sr., 6-3, 215)
	56	Matt Emrich (Sr., 6-3, 198)

KOR	13	Deon Stewart (R-Fr., 5-11, 164)
	4	Keon Hatcher (Sr., 6-2, 207)

PR	1	Jared Cornelius (Jr., 5-11, 212)
	80	Drew Morgan (Sr., 6-0, 193)



► NUMERICAL ROSTER

No	Name	Pos	Ht	Wt	Cl/Exp	Hometown (HS/Other)
1	Jared Cornelius	WR	5-11	212	Jr./2L	Shreveport, La. (Evangel Christian Academy)
2	DJ Dean	DB	5-11	199	Sr./3L	Newton, Texas (Newton HS)
3	McTelvin Agim	DL	6-3	289	Fr./HS	Texarkana, Texas (Hope HS [Ark.])
3	Dominique Reed	WR	6-3	175	Sr./1L	Camden, Ark. (Fairview HS/Coffeyville CC [Kan.])
4	Keon Hatcher	WR	6-2	207	Sr./3L	Owasso, Okla. (Owasso HS)
4	Alexy Jean-Baptiste	LB	6-2	231	Fr./HS	Pompano Beach, Fla. (Coconut Creek HS)
5	Ty Storey	QB	6-2	212	R-Fr./RS	Charleston, Ark. (Charleston HS)
5	Henre' Toliver	DB	6-1	185	Jr./2L	Marrero, La. (Archbishop Rummel HS)
6	T.J. Hammonds	RB	5-10	197	Fr./HS	Little Rock, Ark. (Robinson HS)
6	JaMichael Winston	DL	6-4	260	Sr./3L	Pritchard, Ala. (Vigor HS)
7	Briston Guidry	DL	6-3	294	Fr./HS	Metairie, La. (Archbishop Rummel HS)
7	Damon Mitchell	RB	6-2	215	Jr./1L	Egg Harbor City, N.J. (Cedar Creek HS)
8	Austin Allen	QB	6-1	209	Jr./2L	Fayetteville, Ark. (Fayetteville HS)
8	De'Jon Harris	LB	6-0	255	Fr./HS	Harvey, La. (John Ehret HS)
8	Blake Johnson	P	6-0	193	R-Fr./RS	Long Beach, Calif. (Los Alamitos HS)
9	Cole Hedlund	K	5-10	171	So./1L	Argyle, Texas (Argyle HS)
9	Santos Ramirez	DB	6-2	205	So./1L	Shreveport, La. (Evangel Christian Academy)
9	Ricky Town	QB	6-3	214	R-Fr./RS	Thousand Oaks, Calif. (St. Bonaventure HS/USC)
10	Jordan Jones	WR	6-1	184	Fr./HS	Smackover, Ark. (Smackover HS)
10	Randy Ramsey	DE	6-4	228	So./1L	Fort Lauderdale, Fla. (Dillard HS)
11	Will Gragg	TE	6-4	254	R-Fr./RS	Dumas, Ark. (Dumas HS)
11	Ryan Pulley	DB	5-11	198	So./1L	Fort Myers, Fla. (Island Coast HS)
11	Britto Tutt	DB	6-2	177	So./JC	Augusta, Ga. (Academy of Richmond County/Ventura College [Calif.])
13	Deon Stewart	WR	5-11	164	R-Fr./RS	Highland, Ark. (Highland HS)
14	Carson Proctor	QB	6-4	211	Fr./HS	Vero Beach, Fla. (Vero Beach HS)
14	River Warnock	WR	5-11	185	So./HS	North Little Rock, Ark. (North Little Rock HS/Crowder College [Mo.])
15	Nate Dalton	DB	6-3	190	R-Fr./RS	Baton Rouge, La. (Cypress Falls HS)
15	Cole Kelley	QB	6-7	258	Fr./HS	Lafayette, La. (Teurlings Catholic HS)
16	La'Michael Pettway	WR	6-2	216	R-Fr./RS	Nashville, Ark. (Nashville HS)
17	Kofi Boateng	WR	6-1	183	Fr./HS	Arlington, Texas (Lamar HS)
18	Cameron Colbert	WR	6-1	208	So./1L	Little Rock, Ark. (Pulaski Academy)
18	Brandon DePrato	DL	6-4	218	Fr./HS	Cypress, Texas (Cypress HS)
18	Jack Lindsey	QB	6-3	184	Fr./HS	Fayetteville, Ark. (Springdale HS)
19	Anthony Antwine	TE	6-4	222	Jr./2L	Plano, Texas (Plano Senior HS)
19	Giovanni LaFrance	LB	6-1	255	Fr./HS	New Orleans, La. (Saint Augustine HS)
20	Troy Allison	WR	6-1	193	So./SQ	McGregor, Texas (McGregor HS)
20	De'Andre Coley	DB	6-1	214	Jr./2L	Miami, Fla. (Northwestern HS)
21	Devwah Whaley	RB	5-11	216	Fr./HS	Beaumont, Texas (Central HS)
21	Josh Williams	LB	6-1	249	Sr./2L	Fort Lauderdale, Fla. (Dillard HS/Dodge City CC [Kan.])
22	Deon Edwards	DB	6-1	205	Fr./HS	Clermont, Fla. (Lake Minneola HS)
22	Rawleigh Williams III	RB	5-10	226	So./1L	Dallas, Texas (Bishop Lynch HS)
23	Dre Greenlaw	LB	6-0	226	So./1L	Fayetteville, Ark. (Fayetteville HS)
24	Ryder Lucas	DB	6-0	190	So./1L	The Woodlands, Texas (The Woodlands College Park HS)
24	Kody Walker	RB	6-2	240	Sr./3L	Jefferson City, Mo. (Jefferson City HS)
25	Micahh Smith	DB	6-0	195	Fr./HS	Marshall, Texas (Marshall HS)
26	Matt Dodson	DB	5-10	208	Jr./SQ	McKinney, Texas (Boyd HS)
26	Justice Hobbs	RB	5-10	220	Fr./HS	Farmington, Ark. (Farmington HS)
27	Khalia Hackett	LB	6-2	223	Jr./2L	Douglasville, Ga. (South Paulding HS)
28	Josh Liddell	DB	6-1	210	Jr./2L	Pine Bluff, Ark. (Dollarway Senior HS)
29	Jared Collins	DB	5-11	173	Sr./3L	Tulsa, Okla. (Booker T. Washington HS)
30	Kevin Richardson II	DB	6-0	178	Jr./2L	Jacksonville, Ark. (Jacksonville HS)
31	Connor McPherson	RB	5-7	208	Jr./SQ	The Woodlands, Texas (College Park HS)
31	Grant Morgan	LB	5-11	220	Fr./HS	Greenwood, Ark. (Greenwood HS)
32	Dylan Calhoun	DB	5-10	185	So./TR	Waxahachie, Texas (Waxahachie HS)
32	Hayden Johnson	FB	6-3	248	Fr./HS	Columbia, Mo. (Rock Bridge HS)
33	Dee Walker	LB	6-2	208	Fr./HS	Moultrie, Ga. (Colquitt County HS)
34	Kendrick Jackson	FB	6-1	255	So./1L	Haynesville, La. (Haynesville HS)
35	Dwayne Eugene	LB	6-1	235	Jr./2L	Marrero, La. (Archbishop Rummel HS)
36	Cory Hollowell	DB	6-2	202	So./HS	Corona, Calif. (Orange Lutheran HS)
37	Toby Baker	P	6-3	215	Sr./1L	Memphis, Tenn. (Memphis University HS)
37	Devin Buckner	DB	5-10	190	Fr./HS	Pine Bluff, Ark. (White Hall HS)
38	Blake Kern	TE	6-6	240	Fr./HS	Lamar, Ark. (Lamar HS)
38	Reid Miller	DB	5-9	197	So./1L	Holidaysburg, Pa. (IMG Academy [Fla.])
39	Juan Day	RB	6-1	214	So./1L	North Little Rock, Ark. (North Little Rock HS)
39	Byron Keaton	DB	5-10	183	R-Fr./RS	Camden, Ark. (Fairview HS)
40	Jamario Bell	TE	6-5	252	R-Fr./RS	Junction City, Ark. (Junction City HS)
41	Austin Capps	DL	6-4	309	Fr./HS	Star City, Ark. (Star City HS)
41	Chris Jones	FB	5-11	249	Jr./2L	DeQueen, Ark. (DeQueen HS)
42	Connor Limpert	K	6-1	176	Fr./HS	Allen, Texas (Allen HS)
42	Jonathan Marshall	DL	6-4	299	Fr./HS	Shepherd, Texas (Shepherd HS)
43	George Madden	LS	6-1	230	R-Fr./RS	Blanchard, Okla. (Blanchard HS)

► ALPHABETICAL ROSTER

No	Name	Pos
3	McTelvin Agim	DL
8	Austin Allen	QB
20	Troy Allison	WR
19	Anthony Antwine	TE
37	Toby Baker	P
97	Tevin Beanum	DL
40	Jamario Bell	TE
17	Kofi Boateng	WR
53	Ben Brasuell	LB
37	Devin Buckner	DB
32	Dylan Calhoun	DB
44	Austin Cantrell	TE
41	Austin Capps	DL
46	Damani Carter	FB
18	Cameron Colbert	WR
20	De'Andre Coley	DB
29	Jared Collins	DB
1	Jared Cornelius	WR
15	Nate Dalton	DB
39	Juan Day	RB
98	Daytrion Dean	DL
2	DJ Dean	DB
49	Robert Decker	LS
18	Brandon DePrato	DL
26	Matt Dodson	DB
22	Deon Edwards	DB
51	Brooks Ellis	LB
56	Matt Emrich	LS/H
86	Tobias Enlow	WR
35	Dwayne Eugene	LB
51	Hjalte Froholdt	OL
62	Johnny Gibson	OL
11	Will Gragg	TE
23	Dre Greenlaw	LB
7	Briston Guidry	DL
89	Grayson Gunter	TE
27	Khalia Hackett	LB
91	Elias Hale	DL
64	Jake Hall	OL
67	Tyler Hall	OL
6	T.J. Hammonds	RB
71	Jackson Hannah	OL
8	De'Jon Harris	LB
45	Josh Harris	LB
4	Keon Hatcher	WR
69	Dylan Hays	OL
9	Cole Hedlund	K
55	Jake Heinrich	OL
26	Justice Hobbs	RB
81	Cody Hollister	WR
36	Cory Hollowell	DB
78	Bijon Jackson	DL
74	Colton Jackson	OL
34	Kendrick Jackson	FB
4	Alexy Jean-Baptiste	LB
8	Blake Johnson	P
32	Hayden Johnson	FB
94	Taiwan Johnson	DL
41	Chris Jones	FB
10	Jordan Jones	WR
39	Byron Keaton	DB
15	Cole Kelley	QB
38	Blake Kern	TE
87	Jack Kraus	TE
19	Giovanni LaFrance	LB
55	Jeremiah Ledbetter	DL
99	Brandon Lewis	DL
28	Josh Liddell	DB
42	Connor Limpert	K
18	Jack Lindsey	QB

► NUMERICAL ROSTER

No	Name	Pos	Ht	Wt	Cl/Exp	Hometown (HS/Other)
44	Austin Cantrell	TE	6-4	269	R-Fr./RS	Roland, Okla. (Roland HS)
45	Josh Harris	LB	5-10	239	So./1L	Pine Bluff, Ark. (Watson Chapel HS)
46	Damani Carter	FB	6-0	241	So./1L	Fayetteville, Ark. (Fayetteville HS)
47	Matt Reynolds	LB	6-1	211	Jr./SQ	McKinney, Texas (McKinney HS)
48	Adam McFain	K	6-0	187	Sr./2L	Greenwood, Ark. (Greenwood HS)
48	Deatrich Wise Jr.	DL	6-5	271	Sr./3L	Carrollton, Texas (Hebron HS)
49	Robert Decker	LS	6-0	249	Jr./SQ	Greenwich, Conn. (Greenwich HS/UConn)
50	Jake Raulerson	OL	6-4	301	Jr./TR	Celina, Texas (Celina HS/Texas)
51	Brooks Ellis	LB	6-2	245	Sr./3L	Fayetteville, Ark. (Fayetteville HS)
51	Hjalte Froholdt	OL	6-4	318	So./1L	Svendborg, Denmark (IMG Academy [Fla.])
52	T.J. Smith	DL	6-3	285	R-Fr./RS	Moultrie, Ga. (Colquitt County HS)
53	Ben Brasuell	LB	6-1	218	Fr./HS	Benton, Ark. (Benton HS)
53	Tyler Phillips	LB	6-1	232	R-Fr./RS	North Little Rock, Ark. (North Little Rock HS)
55	Jake Heinrich	OL	6-4	295	Fr./HS	Urbandale, Iowa (Urbandale HS)
55	Jeremiah Ledbetter	DL	6-3	280	Sr./1L	Orlando, Fla. (Gainesville HS [Ga.]/Hutchinson CC [Kan.])
56	Matt Emrich	LS/H	6-3	198	Sr./3L	El Dorado, Ark. (El Dorado HS)
60	Brian Wallace	OL	6-6	335	So./1L	Florissant, Mo. (Christian Brothers College HS)
61	Cooper Sone	OL	6-2	277	R-Fr./SQ	Fayetteville, Ark. (Fayetteville HS)
62	Johnny Gibson	OL	6-4	344	So./1L	Dumas, Ark. (Dumas HS)
64	Jake Hall	OL	6-5	266	So./1L	Springdale, Ark. (Har-Ber HS)
67	Tyler Hall	OL	6-4	296	Fr./HS	Maumelle, Ark. (Maumelle HS)
69	Dylan Hays	OL	6-3	294	Fr./HS	Little Rock, Ark. (Little Rock Christian)
70	Dan Skipper	OL	6-10	319	Sr./3L	Arvada, Colo. (Ralston Valley HS)
71	Jackson Hannah	OL	6-2	282	So./SQ	Bentonville, Ark. (Bentonville HS)
72	Frank Ragnow	OL	6-5	319	Jr./2L	Victoria, Minn. (Chanhassen HS)
73	Deion Malone	OL	6-3	296	Jr./JC	Batesville, Miss. (South Panola HS/Northwest CC [Miss.])
74	Colton Jackson	OL	6-6	300	R-Fr./RS	Conway, Ark. (Conway HS)
75	Zach Rogers	OL	6-1	306	So./1L	Carrollton, Texas (Hebron HS)
76	Paul Ramirez	OL	6-6	299	Jr./JC	Rialto, Calif. (Rialto HS/San Bernardino Valley CC [Calif.])
78	Bijhon Jackson	DL	6-2	335	Jr./2L	El Dorado, Ark. (El Dorado HS)
79	Jalen Merrick	OL	6-4	327	R-Fr./RS	Oak Hill, Fla. (New Smyrna Beach HS)
80	Drew Morgan	WR	6-0	193	Sr./3L	Greenwood, Ark. (Greenwood HS)
81	Cody Hollister	WR	6-4	209	Sr./2L	Bend, Ore. (Mountain View HS/Arizona Western)
82	Luke Rossi	WR	5-11	197	So./1L	Edmond, Okla. (North HS)
83	Jeremy Sprinkle	TE	6-6	256	Sr./3L	White Hall, Ark. (White Hall HS)
84	D'Vone McClure	WR	6-2	219	Fr./HS	Rixey, Ark. (Jacksonville HS)
85	Cheyenne O'Grady	TE	6-4	251	R-Fr./RS	Fayetteville, Ark. (Fayetteville HS)
86	Tobias Enlow	WR	6-1	200	Fr./HS	North Little Rock, Ark. (North Little Rock HS)
86	Armon Watts	DL	6-5	293	So./1L	St. Louis, Mo. (Christian Brothers College HS)
87	Jack Kraus	TE	6-5	252	So./1L	Bentonville, Ark. (Bentonville HS)
89	Grayson Gunter	TE	6-6	232	Fr./HS	Madison, Miss. (Madison Central HS)
91	Elias Hale	DL	6-5	217	Fr./HS	Fayetteville, Ark. (Fayetteville HS)
91	Michael Taylor II	DL	6-3	245	So./JC	Orlando, Fla. (The First Academy/Riverside City College [Calif.])
94	Taiwan Johnson	DL	6-2	284	Sr./2L	Manvel, Texas (Manvel HS)
96	Karl Roesler	DL	6-1	256	Jr./2L	Louisville, Ky. (St. Xavier HS)
97	Tevin Beanum	DL	6-4	251	Jr./2L	Forrest City, Ark. (Forrest City HS)
98	Daytrion Dean	DL	6-3	281	R-Fr./RS	Fort Smith, Ark. (Northside HS)
99	Brandon Lewis	DL	6-4	274	Sr./3L	Memphis, Tenn. (Ridgeway HS)

► ALPHABETICAL ROSTER

No	Name	Pos
24	Ryder Lucas	DB
43	George Madden	LS
73	Deion Malone	OL
42	Jonathan Marshall	DL
84	D'Vone McClure	WR
48	Adam McFain	K
31	Connor McPherson	RB
79	Jalen Merrick	OL
38	Reid Miller	DB
7	Damon Mitchell	RB
80	Drew Morgan	WR
31	Grant Morgan	LB
85	Cheyenne O'Grady	TE
16	La'Michael Pettway	WR
53	Tyler Phillips	LB
14	Carson Proctor	QB
11	Ryan Pully	DB
72	Frank Ragnow	OL
76	Paul Ramirez	OL
9	Santos Ramirez	DB
10	Randy Ramsey	DE
50	Jake Raulerson	OL
3	Dominique Reed	WR
47	Matt Reynolds	LB
30	Kevin Richardson II	DB
96	Karl Roesler	DL
75	Zach Rogers	OL
82	Luke Rossi	WR
70	Dan Skipper	OL
25	Micahh Smith	DB
52	T.J. Smith	DL
61	Cooper Sone	OL
83	Jeremy Sprinkle	TE
13	Deon Stewart	WR
5	Ty Storey	QB
91	Michael Taylor II	DL
5	Henre' Toliver	DB
9	Ricky Town	QB
11	Britto Tutt	DB
33	Dee Walker	LB
24	Kody Walker	RB
60	Brian Wallace	OL
14	River Warnock	WR
86	Armon Watts	DL
21	Devwah Whaley	RB
21	Josh Williams	LB
22	Rawleigh Williams III	RB
6	JaMichael Winston	DL
48	Deatrich Wise Jr.	DL

► PRONUNCIATIONS

PLAYERS

McTelvin Agim (UH-geem)
 Juan (JOO-wahn) Day
 Daytrion (DAY-tree-on) Dean
 Matt Emrich (EM-rick)
 Tobias Enlow (N-low)
 Hjalte (YELL-duh) Froholdt (FRO-holt)
 Khalia (KUH-lee-uh) Hackett
 De'Jon (DUH-Juhn) Harris
 Bijhon (BEE-jhon) Jackson
 Alexy Jean (gene)-Baptiste

Jack Kraus (Krouse)
 Josh Liddell (LUH-dell)
 Frank Ragnow (RAG-now)
 Karl Roesler (RESS-ler)
 Henre' (ON-ray) Toliver
 River Warnock (WAR-nick)
 Devwah (DEV-wah) Whaley
 Deatrich (DEE-trich) Wise Jr.

COACHES

Bret Bielema (BEE-luh-muh)
 Dan Enos (EE-nohs)
 Vernon Hargreaves (HAR-graves)
 Barry Lunney (LUHN-ee) Jr.
 Rory Segrest (SEE-grest)

► FOOTBALL STAFF

Coaching Staff

Bret Bielema | Head Coach
 Dan Enos | Offensive Coord. / QBs
 Robb Smith | Defensive Coord. / Secondary
 Kurt Anderson | Offensive Line
 Reggie Mitchell | Running Backs
 Vernon Hargreaves | Linebackers
 Paul Rhoads | Defensive Backs
 Barry Lunney Jr. | Tight Ends
 Rory Segrest | Defensive Line / Specialists
 Michael Smith | Wide Receivers

Graduate Assistants

Brey Cook | Offense
 Alfred Davis | Defense
 Taylor Reed | Offense
 Mark Sheridan | Defense

Quality Control

Tanner Burns | Special Teams
 David Parker | Defense
 John Roberts | Offense

Support Staff

Ben Herbert | Strength & Conditioning
 Mark Taurisani | Football Operations
 EK Franks | Recruiting
 Matt Engelbert | Video
 Matt Summers | Athletic Training
 Bobby Allen | HS/NFL Relations



HONORS & AWARDS

MCTELVIN AGIM, FR., DL

Preseason

- Phil Steele No. 11 freshman defensive lineman in the nation
- Lindy's No. 7 Fab Freshman in the country

Postseason

- Coaches SEC All-Freshman Team (Dec. 8)

AUSTIN ALLEN, JR., QB

Preseason

- Manning Passing Academy Counselor

Regular Season

- SEC Offensive Player of the Week (Sept. 12)
- Davey O'Brien "Great 8" (Sept. 12)
- Manning Award Stars of the Week (Sept. 12)
- Manning Award QB of the Week (Sept. 15)
- Manning Award Watch List (Oct. 12)
- Maxwell Award Watch List (Oct. 19)

TOBY BAKER, SR., P

Preseason

- Ray Guy Award Watch List

Regular Season

- Burlsworth Trophy semifinalist (Nov. 8)

Postseason

- Senior Bowl Invitation (Nov. 10)
- Pro Football Focus All-SEC second team (Dec. 12)

JARED CORNELIUS, JR., WR

Postseason

- Pro Football Focus All-SEC first team (slot receiver) (Dec. 12)

BROOKS ELLIS, SR., LB

Preseason

- Butkus Award Watch List
- Wuerffel Trophy Watch List
- Reese's Senior Bowl Watch List
- Coaches All-SEC second team
- Athlon All-SEC third team
- Phil Steele All-SEC third team
- Phil Steele No. 17 inside linebacker in the nation
- Sporting News SEC Top Scholar

Regular Season

- William V. Campbell Trophy finalist (Nov. 1)
- Wuerffel Trophy semifinalist (Nov. 3)
- CoSIDA Academic All-District (Nov. 3)

Postseason

- SEC Community Service Team (Nov. 30)
- CoSIDA Academic All-America first team (Dec. 1)
- SEC Scholar-Athlete of the Year (Dec. 7)
- East-West Shrine Game Invitation

HJALTE FROHOLDT, SO., OL

Preseason

- Phil Steele All-SEC third team

BRISTON GUIDRY, FR., DL

Preseason

- Phil Steele No. 52 freshman defensive lineman in the nation

KEON HATCHER, SR., WR

Preseason

- Phil Steele No. 47 draft eligible wide receiver
- Reese's Senior Bowl Watch List

Postseason

- Pro Football Focus All-SEC second team (Dec. 12)

DE'JON HARRIS, FR., LB

Postseason

- Coaches SEC All-Freshman Team (Dec. 8)

JEREMIAH LEDBETTER, SR., DL

Postseason

- East-West Shrine Game Invitation

DREW MORGAN, SR., WR

Preseason

- Biletnikoff Award Watch List
- Reese's Senior Bowl Watch List
- Media All-SEC third team
- Coaches All-SEC third team
- Athlon All-SEC third team
- Phil Steele No. 39 draft eligible wide receiver

Postseason

- Pro Football Focus All-SEC second team (Dec. 12)



After becoming just the 13th running back in SEC history to win the league's Offensive Player of the Week nod three times in a season, sophomore **RB RAWLEIGH WILLIAMS III** became the seventh running back in program history to earn All-SEC first team honors from the AP and the ninth running back to garner All-SEC honors from the coaches.

FRANK RAGNOW, JR., OL

Preseason

- Rimington Trophy Watch List
- Coaches All-SEC third team
- Phil Steele All-SEC fourth team
- Phil Steele No. 14 center in the nation

Regular Season

- SEC Offensive Lineman of the Week (Sept. 19)
- Orange Bowl Courage Award nominee (Oct. 12)

Postseason

- Pro Football Focus All-America first team (Dec. 6)
- Associated Press All-SEC second team (Dec. 8)
- Pro Football Focus All-SEC first team (Dec. 12)

DOMINIQUE REED, SR., WR

Preseason

- Phil Steele All-SEC second team
- Phil Steele No. 41 draft eligible wide receiver
- Reese's Senior Bowl Watch List

DAN SKIPPER, SR., OL

Preseason

- Outland Trophy Watch List
- Reese's Senior Bowl Watch List
- Lindy's All-America second team
- Athlon All-America third team
- Media All-SEC first team
- Coaches All-SEC first team
- Athlon All-SEC first team
- ESPN All-SEC team
- Lindy's All-SEC first team
- Phil Steele All-SEC first team
- Sporting News All-SEC team
- Lindy's best run blocker in the SEC
- ESPN.com No. 88 player in the nation

Regular Season

- SEC Offensive Lineman of the Week (Sept. 12)
- SEC Co-Special Teams Player of the Week (Oct. 3)
- SEC Co-Offensive Lineman of the Week (Nov. 21)

Postseason

- Coaches All-SEC first team (Dec. 6)
- Associated Press All-SEC first team (Dec. 8)
- East-West Shrine Game Invitation

JEREMY SPRINKLE, SR., TE

Preseason

- John Mackey Award Watch List
- Reese's Senior Bowl Watch List
- Media All-SEC third team
- Coaches All-SEC third team
- Athlon All-SEC third team
- Lindy's All-SEC third team
- Phil Steele All-SEC third team
- Phil Steele No. 5 tight end in the nation
- Athlon Top 15 Breakout Players in the nation

Regular Season

- John Mackey Award Midseason Watch List (Oct. 12)

Postseason

- Senior Bowl Invitation (Nov. 10)

HENRE' TOLIVER, JR., DB

Preseason

- Phil Steele All-SEC fourth team

KODY WALKER, SR., RB

Preseason

- Doak Walker Award Watch List
- Reese's Senior Bowl Watch List

DEVWAH WHALEY, FR., RB

Preseason

- Phil Steele No. 7 freshman running back in the nation

RAWLEIGH WILLIAMS III SO., RB

Preseason

- Doak Walker Award Watch List

Regular Season

- SEC Offensive Player of the Week (Oct. 17)
- Earl Campbell Tyler Rose Award Week 7 Hon. Mention (Oct. 18)
- SEC Co-Offensive Player of the Week (Nov. 7)
- SEC Offensive Player of the Week (Nov. 21)
- Earl Campbell Tyler Rose Award Semifinalist (Nov. 21)
- Earl Campbell Tyler Rose Award Week 12 Hon. Mention (Nov. 22)

Postseason

- Coaches All-SEC second team (Dec. 6)
- Associated Press All-SEC first team (Dec. 8)

DEATRICH WISE JR., SR., DL

Preseason

- Chuck Bednarik Award Watch List
- Bronko Nagurski Trophy Watch List
- Ted Hendricks Award Watch List
- Reese's Senior Bowl Watch List
- Media All-SEC third team
- Coaches All-SEC third team
- Athlon All-SEC second team
- Lindy's All-SEC third team
- Phil Steele All-SEC third team
- Allstate AFCA Good Works Team Nominee
- Phil Steele No. 9 defensive end in the nation
- ESPN.com No. 25 player in the SEC

Regular Season

- SEC Defensive Lineman of the Week (Sept. 6)

Postseason

- East-West Shrine Game Invitation



MCTELVIN AGIM

Freshman | Defensive Lineman
6-3 | 289
Texarkana, Texas | Hope HS

QUICK HITS

- Selected to the SEC All-Freshman team.
- Has started each of the last four games at defensive tackle.
- T-2nd for the Razorbacks in TFL (5.0) and T-3rd in sacks (2.5).
- Has recorded a tackle in nine games, including seven multi-tackle games.
- Has recorded at least 0.5 tackles for loss in six games.
- Has recorded at least 0.5 sacks in three games.
- Notched a half-sack that set up a 3rd-and-long at the Ole Miss 6-yard line in the 3rd quarter.
- Made his first career start against No. 10 Florida.
- Totaled a career-high seven tackles at Mississippi State.
- An early enrollee who earned a five-star rating from 247Sports.
- Was the No. 1 player in the state of Arkansas in his class by ESPN, 247Sports and Rivals.

SINGLE-GAME CAREER HIGHS


Tackles7 at Mississippi State (11/19/16)
Tackles For Loss1.5 vs. Alcorn State (10/1/16)
Sacks1.0 (2x) last at Missouri (11/25/16)

CAREER STATS

	GS	UA	A	ToT	TFL-YDS	SCK-YDS	FF	FR-YDS	INT-YDS	QBH	BRUP
2016	12/4	8	17	25	5.0-22	2.5-13	0	0-0	0-0	2	0
TOTAL	12/4	8	17	25	5.0-22	2.5-13	0	0-0	0-0	2	0

2016 GAME-BY-GAME STATS

	GS	UA	A	ToT	TFL-YDS	SCK-YDS	FF	FR-YDS	INT-YDS	QBH	BRUP
LA TECH	1/0	0	2	2	0.0-0	0.0-0	0	0-0	0-0	0	0
at TCU	1/0	2	2	4	1.0-8	1.0-8	0	0-0	0-0	0	0
TX STATE	1/0	1	0	1	0.0-0	0.0-0	0	0-0	0-0	1	0
vs. TAMU	1/0	0	0	0	0.0-0	0.0-0	0	0-0	0-0	0	0
ALCORN	1/0	1	1	2	1.5-4	0.0-0	0	0-0	0-0	0	0
ALA	1/0	0	0	0	0.0-0	0.0-0	0	0-0	0-0	0	0
MISS	1/0	0	2	2	0.5-0	0.5-0	0	0-0	0-0	0	0
at AU	1/0	2	1	3	0.0-0	0.0-0	0	0-0	0-0	0	0
UF	1/1	1	2	3	0.5-2	0.0-0	0	0-0	0-0	1	0
LSU	1/1	0	0	0	0.0-0	0.0-0	0	0-0	0-0	0	0
at MSU	1/1	0	7	7	0.5-3	0.0-0	0	0-0	0-0	0	0
at MIZZ	1/1	1	0	1	1.0-5	1.0-5	0	0-0	0-0	0	0
TOTAL	12/4	8	17	25	5.0-22	2.5-13	0	0-0	0-0	2	0



AUSTIN ALLEN

Junior | Quarterback
6-1 | 209
Fayetteville, Ark. | Fayetteville HS

8

QUICK HITS

- Manning and Award candidate.
- Named the SEC POW and Manning Award POW after the win at No. 15 TCU.
- Has five scoring tosses of 20+ yards, including a career-long of 51 yards to Dominique Reed.
- Ranks 6th in school history in single-season passing TDs (23).
- Four SEC games of 300 or more yards passing are T-2nd in single-season school history.
- Has thrown for 200 or more yards in 10 games.
- Is T-2nd in the SEC in passing TDs (23) and ranks 2nd in passing yards (3,152).
- Ranks 3rd in the SEC in passing yards/game (262.7).
- Third the SEC in pass rating (146.93), leads in yds./att. (8.5) and 5th in comp. % (61.4).
- Ranks 7th in the FBS in passing yards vs. current AP Top 25 teams (1,040).
- Leads the SEC and is 16th in the FBS in completions of 10+ yards (131).
- Leads the SEC and tied for 7th in the FBS in completions of 15+ yards (87).
- Leads the SEC and is 22nd in the FBS in completions for a first down (139).
- Ranks 3rd in the SEC in TD passes in conference games (13).
- Leads the SEC in red zone passing yards (254), TD passes (18) and 2nd in completions (31).
- Is T-9th in the FBS in TD passes in the red zone (18).
- Had a streak of 146 passing attempts without an INT to rank second in school history.
- 1 of 5 QBs in history to throw for 400+ yards against a Nick Saban coached Alabama team.
- Was 12-of-16 passing for 129 yards in the first half at No. 21 Auburn.
- Orchestrated a 4th quarter TD drive to either tie or take the lead three times this season.
- Posted a career-best 223.36 passer rating against Alcorn State.
- Completed 8 of 10 passes for 65 yards and one TD in the 1st quarter vs. No. 10 Texas A&M.
- Went 6-for-6 passing for 118 yards and a TD through the first two drives against Texas State.
- Had three TD passes at TCU in the 2nd half and 1st OT before running in the game-winning TD.
- Made 1st career start against LA Tech, completing 20 of 29 passes for 191 yards and two TDs.
- Was named starting QB after the 10th practice of the spring.
- Father, Bobby, is on staff (Director of HS/NFL Relations).
- Younger brother of current Jacksonville Jaguars QB Brandon Allen.

SINGLE-GAME CAREER HIGHS

Attempts48 vs. No. 1 Alabama (10/8/16)
Completions28 vs. No. 10 Texas A&M (9/24/16)
Passing Yards400 vs. No. 1 Alabama (10/8/16)
Passing TDs3 (4x) last vs. No. 12 Ole Miss (10/15/16)
Rushing Yards18 vs. Nicholls State (9/6/14)

CAREER STATS

PASSING										RUSHING				
	GS	COMP	ATT	PCT	YDS	TD	INT	LNG		ATT	YDS	AVG	TD	LNG
2014	5/0	8	16	50.0	153	0	1	33	7	4	0.6	1	7	
2015	3/0	1	3	33.3	35	1	0	35	0	0	0.0	0	0	
2016	12/12	227	370	61.4	3,152	23	12	73	54	-113	-2.1	1	18	
TOTAL	20/12	236	389	60.7	3,340	24	13	73	61	-109	-1.8	2	18	

2016 GAME-BY-GAME STATS

PASSING										RUSHING				
	GS	COMP	ATT	PCT	YDS	TD	INT	LNG		ATT	YDS	AVG	TD	LNG
LA TECH	1/1	20	29	69.0	191	2	2	18	4	-26	-6.5	0	0	
at TCU	1/1	17	29	58.6	223	3	0	25	3	2	0.7	1	5	
TX STATE	1/1	16	21	76.2	241	2	0	73	4	15	3.8	0	8	
vs. TAMU	1/1	28	42	66.7	371	2	0	44	5	-6	-1.2	0	4	
ALCORN	1/1	13	18	72.2	206	3	0	35	0	0	0.0	0	0	
ALA	1/1	25	48	52.1	400	3	3	57	12	-10	-0.8	0	18	
MISS	1/1	19	32	59.4	229	3	1	51	6	-24	-4.0	0	3	
at AU	1/1	17	30	56.7	187	0	1	19	4	-4	-1.0	0	-1	
UF	1/1	15	26	57.7	243	1	1	43	4	-11	-2.8	0	2	
LSU	1/1	15	31	48.4	210	1	2	54	3	-22	-7.3	0	0	
at MSU	1/1	18	25	72.0	303	2	0	34	2	5	2.5	0	5	
at MIZZ	1/1	24	39	61.5	348	1	2	66	7	-32	-2.1	0	10	
TOTAL	12/12	227	370	61.4	3,152	23	12	73	54	-113	-2.1	1	18	



TOBY BAKER

Senior | Punter

6-3 | 215

Memphis, Tenn. | Memphis University HS

37

QUICK HITS

- Accepted Senior Bowl invite.
- Named a Burlsworth Trophy semifinalist.
- Has booted a 50+ yard punt in nine of 10 games this season.
- Ranks 3rd in the SEC and 11th nationally with a 44.6 average.
- Has 19 punts of 50+ yards and has placed 19 inside the 20-yard line.
- Has 11 50+ yard punts in his last six games.
- Has at least one put inside the 20 in 12 straight games he's punted in, including 13 in the last five.
- Two of the punts against Ole Miss were downed/fair caught inside the 10-yard line.
- The Ole Miss game marked the first time this season he's had a punt result in a touchback.
- Did not punt for the first time in 18 games against Alcorn State.
- 5 of 6 punts at TCU went over 50 yards.
- Broke his career-long twice in the season opener and did it again at TCU.
- His fifth punt at TCU went 52 yards and he made the tackle on the return.
- Pinned 23 of his 43 punts inside the 20-yard line in 2015.
- 5 of 6 50+ yard punts in 2015 came in SEC play.
- Allowed only 125 yards on 18 returns (6.9 avg.) in 2015.
- Awarded a scholarship after the 2015 regular season, prior to the 2016 Liberty Bowl.

SINGLE-GAME CAREER HIGHS

Punts.....10 (2x) last at No. 21 Auburn (10/22/16)
 Punt Yards.....415 (2x) last at No. 21 Auburn (10/22/16)
 Long.....60 at Missouri (11/25/16)
 50+.....5 at No. 15 TCU (9/10/16)
 Inside 20.....4 vs. Auburn (10/24/15)

CAREER STATS

	GP	NO	YDS	AVG	LONG	BLKD	TB	FC	50+	INSIDE 20
2014	2	1	36	36.0	36	0	0	0	0	0
2015	13	43	1,772	41.2	52	0	2	16	6	22
2016	10	50	2,228	44.6	60	0	3	20	19	19
TOTAL	25	94	4,036	42.9	60	0	5	36	25	41

2016 GAME-BY-GAME STATS

	GP	NO	YDS	AVG	LONG	BLKD	TB	FC	50+	INSIDE 20
LA TECH	1	4	190	47.5	55	0	0	2	2	1
at TCU	1	6	304	50.7	59	0	0	2	5	1
TX STATE	1	2	80	40.0	50	0	0	1	1	2
vs. TAMU	1	3	118	39.3	46	0	0	2	0	1
ALCORN	-	-	-	-	-	-	-	-	-	-
ALA	1	4	211	52.8	57	0	0	1	3	1
MISS	1	5	231	46.2	54	0	1	3	2	3
at AU	1	10	415	41.5	58	0	2	2	3	2
UF	1	6	241	40.2	51	0	0	2	1	2
LSU	1	7	302	43.1	51	0	0	4	1	3
at MSU	-	-	-	-	-	-	-	-	-	-
at MIZZ	1	3	136	45.3	60	0	0	1	1	3
TOTAL	10	50	2,228	44.6	60	0	3	20	19	19



TEVIN BEANUM

Junior | Defensive Lineman

6-4 | 251

Forrest City, Ark. | Forrest City HS

97

QUICK HITS

- Recorded a tackle in each of the first eight games this season.
- Totaled five tackles for the fourth time in his career at No. 21 Auburn.
- Ranks 16th on the team in tackles (21).
- Ranked fifth on the team in tackles for loss with 7.0 in 2015.
- Tied for second on the team in sacks with 2.0 in 2015.
- His 2.0 sacks last year came against SEC opponents.

SINGLE-GAME CAREER HIGHS


Tackles.....6 vs. Missouri (11/27/15)
 Tackles For Loss.....2.0 at Tennessee (10/3/15)
 Sacks.....1.0 at Tennessee (10/3/15)
 Forced Fumbles.....1 at No. 6 Auburn (8/30/14)
 QB Hurries.....2 vs. Nicholls State (9/6/14)

CAREER STATS

	GS	UA	A	ToT	TFL-YDS	SCK-YDS	FF	FR-YDS	INT-YDS	QBH	BRUP
2014	12/0	4	7	11	2.0-4	0.0-0	1	1-0	0-0	4	0
2015	13/8	11	19	30	7.0-27	2.0-12	0	1-0	0-0	1	1
2016	12/7	6	15	21	0.0-0	0.0-0	0	0-0	0-0	1	0
TOTAL	36/15	21	41	62	9.0-31	2.0-12	1	2-0	0-0	6	1

2016 GAME-BY-GAME STATS

	GS	UA	A	ToT	TFL-YDS	SCK-YDS	FF	FR-YDS	INT-YDS	QBH	BRUP
LA TECH	1/0	1	0	1	0.0-0	0.0-0	0	0-0	0-0	0	0
at TCU	1/1	1	4	5	0.0-0	0.0-0	0	0-0	0-0	0	0
TX STATE	1/1	1	0	1	0.0-0	0.0-0	0	0-0	0-0	0	0
vs. TAMU	1/1	1	1	2	0.0-0	0.0-0	0	0-0	0-0	0	0
ALCORN	1/1	0	1	1	0.0-0	0.0-0	0	0-0	0-0	0	0
ALA	1/1	1	0	1	0.0-0	0.0-0	0	0-0	0-0	0	0
MISS	1/1	0	1	1	0.0-0	0.0-0	0	0-0	0-0	1	0
at AU	1/1	1	4	5	0.0-0	0.0-0	0	0-0	0-0	0	0
UF	1/0	0	0	0	0.0-0	0.0-0	0	0-0	0-0	0	0
LSU	1/0	0	2	2	0.0-0	0.0-0	0	0-0	0-0	0	0
at MSU	1/0	0	2	2	0.0-0	0.0-0	0	0-0	0-0	0	0
at MIZZ	1/0	0	0	0	0.0-0	0.0-0	0	0-0	0-0	0	0
TOTAL	12/7	6	15	21	0.0-0	0.0-0	0	0-0	0-0	1	0



JARED COLLINS

Senior | Defensive Back
5-11 | 173
Tulsa, Okla. | Booker T. Washington HS

29

QUICK HITS

- Has started 35 straight games.
- Sixth among Arkansas DBs in tackles (29) and second on the team in PBUs (10).
- Has a pass break-up in seven straight games.
- Has made at least two tackles in 39 of 49 career games played.
- Had a key PBU in the end zone on 3rd-and-2 during the 4th quarter against No. 12 Ole Miss.
- Totaled a season-high five tackles at Mississippi State.
- Tied a season high with five tackles and set a season high with three PBUs at Missouri.
- Led team in PBUs for the 2nd straight season with nine in 2015, which tied for 11th in the SEC.
- Recorded 44 tackles in 2015, which ranked 4th among Arkansas DBs.
- Forced one fumble and collected one interception in 2015.
- Tied for the SEC lead in PBUs (13) in 2014.

SINGLE-GAME CAREER HIGHS

Tackles	10 at No. 17 Missouri (11/28/14)
Tackles For Loss	3.0 vs. UAB (10/25/14)
Fumbles Forced	1 (3x), last at Tennessee (10/3/15)
Interceptions	1 (2x), last vs. Texas Tech (9/19/15)
Pass Breakups	4 vs. No. 20 LSU (11/15/14)

CAREER STATS

	GS	UA	A	ToT	TFL-YDS	SCK-YDS	FF	FR-YDS	INT-YDS	QBH	BRUP
2013	11/2	13	14	27	1.0-1	0.0-0	1	0-0	1-0	0	2
2014	13/12	39	14	53	4.0-23	1.0-18	1	0-0	0-0	0	13
2015	13/13	29	15	44	0.5-2	0.0-0	1	0-0	1-0	0	9
2016	12/12	17	12	24	1.0-3	0.0-0	0	0-0	0-0	0	10
TOTAL	49/39	98	55	153	6.5-29	1.0-18	3	0-0	2-0	0	34

2016 GAME-BY-GAME STATS

	GS	UA	A	ToT	TFL-YDS	SCK-YDS	FF	FR-YDS	INT-YDS	QBH	BRUP
LA TECH	1/1	0	1	1	0.0-0	0.0-0	0	0-0	0-0	0	0
at TCU	1/1	1	1	2	0.0-0	0.0-0	0	0-0	0-0	0	0
TX STATE	1/1	0	0	0	0.0-0	0.0-0	0	0-0	0-0	0	1
vs. TAMU	1/1	1	0	1	0.0-0	0.0-0	0	0-0	0-0	0	0
ALCORN	1/1	0	1	1	0.0-0	0.0-0	0	0-0	0-0	0	0
ALA	1/1	1	3	4	0.5-1	0.0-0	0	0-0	0-0	0	1
MISS	1/1	1	2	3	0.0-0	0.0-0	0	0-0	0-0	0	1
at AU	1/1	2	0	2	0.0-0	0.0-0	0	0-0	0-0	0	1
UF	1/1	1	1	2	0.0-0	0.0-0	0	0-0	0-0	0	1
LSU	1/1	2	1	3	0.0-0	0.0-0	0	0-0	0-0	0	1
at MSU	1/1	3	2	5	0.5-2	0.0-0	0	0-0	0-0	0	1
at MIZZ	1/1	5	0	5	0.0-0	0.0-0	0	0-0	0-0	0	3
TOTAL	12/12	17	12	29	1.0-3	0.0-0	0	0-0	0-0	0	10



JARED CORNELIUS

Junior | Wide Receiver
5-11 | 212
Shreveport, La. | Evangel Christian Academy

1

QUICK HITS

- Amassed 515 yards receiving on 32 grab.
- Became the third player in school history to top 100-yards receiving in three straight games.
- Collected four TD receptions to rank T-2nd for the Razorbacks.
- 18 of his last 27 touches on offense (not special teams) have resulted in a first down or a TD.
- His 515 yards receiving ranks 23rd in the SEC.
- Ranks 18th in the SEC in receiving yards/SEC game (47.4).
- T-4th in the SEC in 100-yard receiving games (3).
- Averaging 16.1 yards/reception to rank 2nd on the team and 10th in the SEC.
- 22 of his receptions have resulted in a first down or TD or 68.75 percent of the time.
- Leads the Razorbacks and tied for 9th in the SEC in 20+ yard plays (11).
- Eight of his 20+ yard plays have come vs. current AP Top 25 teams, ranking T-7th in the SEC.
- All 11 20+ yard plays have been receptions, including TD grabs of 35 and 29 yards.
- T-14th in the SEC in receptions of 15+ yards (15).
- T-12th in receptions of 25+ yards (7).
- Seven of his eight receptions on third down have resulted in a first down.
- Has scored a TD in eight of his last 15 games (six through the air and three on the ground).
- Ranks 19th in the SEC in receiving yds./game (46.8).
- His career-high 146 yards receiving vs. No. 1 Alabama are the 9th-most in the SEC this season.
- Has 19 receptions of 20+ yards in his career.
- Scored the game-winning TD against No. 12 Ole Miss on a 6-yard scamper.
- Had three receptions of 20+ yards against the Crimson Tide.
- Had first career multi-TD game against Alcorn State.
- Had then-career highs in receptions and receiving yards against No. 10 Texas A&M.
- 3 of 7 catches against the Aggies went for 33 yards or more.
- Missed the Texas State game with a sore back.
- Hauled in the first TD pass of the season from 13-yards out in the season opener.
- Missed four games in 2015 with a broken arm.
- Only SEC player and 1 of 3 in the country with a 40-yard catch, run and punt return in 2015.
- Recorded a catch in 8 of 9 games last season, including seven multi-reception contests.
- Had nine plays of 20+ yards (six receiving, two punt returns and one rushing) in 2015.

SINGLE-GAME CAREER HIGHS

Receptions	7 vs. No. 10 Texas A&M (9/24/16)
Receiving Yards	146 vs. No. 1 Alabama (10/8/16)
Receiving TDs	2 vs. Alcorn State (10/1/16)
Rushing Yards	71 at No. 9 LSU (11/14/15)
Rushing TDs	1 (2x) last vs. No. 12 Ole Miss (10/15/16)

CAREER STATS

	RECEIVING					RUSHING					PUNT RETURN				
	GS	REC	YDS	AVG	TD	LNG	ATT	YDS	AVG	TD	LNG	RET	YDS	TD	LNG
2014	13/0	18	212	11.8	2	38	5	23	4.6	0	11	9	91	0	35
2015	9/6	24	393	16.4	3	58	7	112	16.0	2	69	7	93	0	43
2016	11/4	32	515	16.1	4	57	13	53	4.1	1	14	12	85	0	21
TOTAL	33/10	74	1,120	15.1	9	58	25	188	7.5	3	69	28	269	0	43

2016 GAME-BY-GAME STATS

	RECEIVING					RUSHING					PUNT RETURN				
	GS	REC	YDS	AVG	TD	LNG	ATT	YDS	AVG	TD	LNG	RET	YDS	TD	LNG
LA TECH	1/1	1	13	13.0	1	13	3	13	4.3	0	8	1	0	0	0
at TCU	1/0	2	17	8.5	0	17	0	0	0.0	0	0	2	35	0	19
TX STATE	-	-	-	-	-	-	-	-	-	-	-	-	-	-	-
vs. TAMU	1/0	7	126	18.0	1	38	1	7	7.0	0	7	1	-1	0	0
ALCORN	1/0	4	106	26.5	2	35	0	0	0.0	0	0	0	0	0	0
ALA	1/0	5	146	29.2	0	57	1	8	8.0	0	8	0	0	0	0
MISS	1/1	3	40	13.3	0	20	2	17	8.5	1	11	2	5	0	4
at AU	1/0	2	17	8.5	0	9	0	0	0.0	0	0	0	0	0	0
UF	1/0	0	0	0.0	0	0	2	3	1.5	0	3	3	0	0	1
LSU	1/0	3	15	5.0	0	6	0	0	0.0	0	0	1	10	0	10
at MSU	1/1	2	12	6.0	0	10	2	7	3.5	0	5	1	21	0	21
at MIZZ	1/1	3	23	7.7	0	16	2	-2	-1.0	0	5	1	15	0	15
TOTAL	11/4	32	515	16.1	4	57	13	53	4.1	1	14	12	85	0	21



BROOKS ELLIS

Senior | Linebacker

6-2 | 245

Fayetteville, Ark. | Fayetteville HS

51

QUICK HITS

- William V. Campbell Trophy finalist.
- Wuerffel Trophy semifinalist.
- Two-time CoSIDA Academic All-American (2015, 2016)
- Named to the SEC Community Service team
- Selected as SEC Scholar Athlete of the Year.
- Accepted an invite to the East-West Shrine Game
- Leads the team and ranks 12th in the SEC in total tackles (78).
- Leads the team in TFL (7.0) and solo stops (36).
- Has started 40 career games, the most on the defense and the second-most on the team
- Has started 30 straight games dating back to 2014.
- Has four or more tackles in 19 of his last 21 games.
- Has made at least one tackle in 40 straight games dating back to 2013.
- Has recorded double-digit tackles seven times in his career.
- Has led the team in tackles nine times in his career, including five this season.
- Has paced all Razorbacks in tackles in five games this season.
- Has recorded at least 0.5 tackles for loss in each of the last four games.
- Gave Arkansas a 13-0 lead at No. 15 TCU in the second quarter with a pick six.
- Led team in tackles (13) at TCU, posting his then-seventh career game with double-digit stops.
- His 13 tackles at TCU equaled the most by an SEC player on the weekend.
- Made eight tackles in the second half and overtime periods at TCU.
- Sacked Missouri quarterback Drew Lock for a 21-yard loss in the regular-season finale.
- 102 tackles in 2015 led the team and tied for ninth in the SEC.
- 67 of 102 tackles came against SEC opponents, highlighted by a pair of double-figure efforts.
- Led the team in tackles four times in 2015.
- One of two SEC defenders to log 15+ tackles in a conference game twice in 2015.

SINGLE-GAME CAREER HIGHS


Tackles 15 (2x) last vs. Mississippi State (11/21/15)
 Tackles For Loss 3.0 at No. 15 TCU (9/10/16)
 Sacks 1.5 vs. Kansas State (1/2/16)
 Forced Fumbles 1 (2x) last vs. Texas (12/29/14)
 Interceptions 1 (4x) last at No. 15 TCU (9/10/16)

CAREER STATS

	GS	UA	A	ToT	TFL-YDS	SCK-YDS	FF	FR-YDS	INT-YDS	QBH	BRUP
2013	12/4	12	21	33	2.0-3	0.5-1	0	0-0	0-0	0	1
2014	11/11	29	43	72	5.5-13	0.5-4	2	0-0	2-63	2	5
2015	13/13	45	57	102	8.0-26	1.5-12	0	1-4	1-28	5	3
2016	12/12	36	42	78	7.0-41	1.0-21	0	0-0	1-47	3	4
TOTAL	48/40	122	163	285	22.5-83	3.5-38	2	1-4	4-138	10	13

2016 GAME-BY-GAME STATS

	GS	UA	A	ToT	TFL-YDS	SCK-YDS	FF	FR-YDS	INT-YDS	QBH	BRUP
LA TECH	1/1	2	4	6	0.0-0	0.0-0	0	0-0	0-0	0	0
at TCU	1/1	8	5	13	3.0-9	0.0-0	0	0-0	1-47	0	0
TX STATE	1/1	4	3	7	1.0-1	0.0-0	0	0-0	0-0	0	1
vs. TAMU	1/1	2	2	4	0.0-0	0.0-0	0	0-0	0-0	1	0
ALCORN	1/1	0	4	4	0.0-0	0.0-0	0	0-0	0-0	0	1
ALA	1/1	4	4	8	0.0-0	0.0-0	0	0-0	0-0	0	1
MISS	1/1	4	5	9	0.0-0	0.0-0	0	0-0	0-0	1	0
at AU	1/1	2	4	6	0.0-0	0.0-0	0	0-0	0-0	0	0
UF	1/1	2	3	5	0.5-1	0.0-0	0	0-0	0-0	1	0
LSU	1/1	3	4	7	0.5-1	0.0-0	0	0-0	0-0	0	0
at MSU	1/1	2	4	6	1.0-8	0.0-0	0	0-0	0-0	0	1
at MIZZ	1/1	3	0	3	1.0-21	1.0-21	0	0-0	0-0	0	0
TOTAL	12/12	36	42	78	7.0-41	1.0-21	0	0-0	1-47	3	4



DWAYNE EUGENE

Junior | Linebacker

6-1 | 235

Marrero, La. | Archbishop Rummel HS

35

QUICK HITS

- Started at WLB each of the last six games in place of Dre Greenlaw.
- Has 32 total tackles since entering the starting lineup.
- Has led the team or tied for the team lead in tackles in three of the last five games.
- Pulled in his first career INT against No. 1 Alabama.
- Recorded two QB hurries against No. 12 Ole Miss for the first time in his career.
- Totaled a career-high 10 tackles against No. 24 LSU.
- Recorded his first tackle for loss and recovered his first career fumble against No. 24 LSU.
- His two QBHs are T-4th on the team.

SINGLE-GAME CAREER HIGHS

Tackles 8 vs. No. 24 LSU (11/12/16)
 Tackles For Loss 1.0 vs. No. 24 LSU (11/12/16)
 Interceptions 1 vs. No. 1 Alabama (10/8/16)
 QB Hurries 2 vs. No. 12 Ole Miss (10/15/16)

CAREER STATS

	GS	UA	A	ToT	TFL-YDS	SCK-YDS	FF	FR-YDS	INT-YDS	QBH	BRUP
2014	13/0	1	5	6	0.0-0	0.0-0	0	0-0	0-0	0	0
2015	9/1	3	11	14	0.0-0	0.0-0	0	0-0	0-0	0	0
2016	12/6	18	20	38	1.0-1	0.0-0	0	2-0	1-8	2	0
TOTAL	34/7	22	36	58	1.0-1	0.0-0	0	2-0	1-8	2	0

2016 GAME-BY-GAME STATS

	GS	UA	A	ToT	TFL-YDS	SCK-YDS	FF	FR-YDS	INT-YDS	QBH	BRUP
LA TECH	1/0	0	0	0	0.0-0	0.0-0	0	0-0	0-0	0	0
at TCU	1/0	0	0	0	0.0-0	0.0-0	0	0-0	0-0	0	0
TX STATE	1/0	0	2	2	0.0-0	0.0-0	0	0-0	0-0	0	0
vs. TAMU	1/0	0	0	0	0.0-0	0.0-0	0	0-0	0-0	0	0
ALCORN	1/0	1	0	1	0.0-0	0.0-0	0	0-0	0-0	0	0
ALA	1/0	1	2	3	0.0-0	0.0-0	0	0-0	1-8	0	0
MISS	1/1	1	2	3	0.0-0	0.0-0	0	0-0	0-0	2	0
at AU	1/1	4	4	8	0.0-0	0.0-0	0	0-0	0-0	0	0
UF	1/1	3	2	5	0.0-0	0.0-0	0	0-0	0-0	0	0
LSU	1/1	4	6	10	1.0-1	0.0-0	0	1-0	0-0	0	0
at MSU	1/1	1	2	3	0.0-0	0.0-0	0	0-0	0-0	0	0
at MIZZ	1/1	3	0	3	0.0-0	0.0-0	0	1-0	0-0	0	0
TOTAL	12/6	18	20	38	1.0-1	0.0-0	0	2-0	1-8	2	0





DRE GREENLAW

Sophomore | Linebacker
6-0 | 226
Fayetteville, Ark. | Fayetteville HS

23

QUICK HITS

- Left the Alabama game with a foot contusion and his return this season is questionable.
- Started 17 straight games prior to missing the Ole Miss game.
- Has made double-digit tackles five times in his career.
- Has led the team in tackles in 7 of 19 games played.
- Led team in tackles against Texas A&M (11).
- Finished second on the team in tackles vs. Texas State (6).
- Tied for the team lead in tackles with seven and made his first career INT vs. LA Tech.
- Only player to win SEC Freshman of the Week twice in 2015.
- Finished fifth nationally among FBS freshmen and tops among SEC rookies in tackles in 2015.
- Ranked 17th in the SEC in total tackles in 2015.
- Made a team-high 69 tackles in SEC action and averaged 9.8 tackles in SEC road games in 2015.
- Put together four double-digit tackle performances last season.
- Combined for 150 tackles with Brooks Ellis over the last nine games of the 2015 season.

SINGLE-GAME CAREER HIGHS


Tackles	16 vs. Auburn (10/24/15)
Tackles For Loss	1.5 vs. No. 10 Texas A&M (9/24/16)
Sacks	1.0 at No. 9 LSU (11/14/15)
Forced Fumbles	1 (3x) last vs. No. 1 Alabama (10/8/16)
Interceptions	1 vs. Louisiana Tech (9/3/16)

CAREER STATS

	GS	UA	A	ToT	TFL-YDS	SCK-YDS	FF	FR-YDS	INT-YDS	QBH	BRUP
2015	13/11	46	49	95	3.5-20	1.0-14	3	0-0	0-0	1	1
2016	6/6	21	16	37	1.5-3	0.0-0	1	2-0	1-3	1	0
TOTAL	19/17	67	65	132	5.0-23	1.0-14	4	2-0	1-3	2	1

2016 GAME-BY-GAME STATS

	GS	UA	A	ToT	TFL-YDS	SCK-YDS	FF	FR-YDS	INT-YDS	QBH	BRUP
LA TECH	1/1	2	5	7	0.0-0	0.0-0	0	0-0	1-3	0	0
at TCU	1/1	4	4	8	0.0-0	0.0-0	0	1-0	0-0	0	0
TX STATE	1/1	5	1	6	0.0-0	0.0-0	0	0-0	0-0	0	0
vs. TAMU	1/1	7	4	11	1.5-3	0.0-0	0	1-0	0-0	0	0
ALCORN	1/1	1	2	3	0.0-0	0.0-0	0	0-0	0-0	1	0
ALA	1/1	2	0	2	0.0-0	0.0-0	1	0-0	0-0	0	0
MISS	-	-	-	-	-	-	-	-	-	-	-
at AU	-	-	-	-	-	-	-	-	-	-	-
UF	-	-	-	-	-	-	-	-	-	-	-
LSU	-	-	-	-	-	-	-	-	-	-	-
at MSU	-	-	-	-	-	-	-	-	-	-	-
at MIZZ	-	-	-	-	-	-	-	-	-	-	-
TOTAL	6/6	21	16	37	1.5-3	0.0-0	1	2-0	1-3	1	0



KEON HATCHER

Senior | Wide Receiver
6-2 | 207
Owasso, Okla. | Owasso HS

4

QUICK HITS

- 29 of his 38 catches have resulted in a first down or TD.
- Has a catch for a first down in 29 of the last 30 games dating back to 2013.
- Has two first-down grabs on fourth down.
- T-4th in school history in career TD receptions (18).
- Has a TD catch in 15 career games, including five of the last 10 played.
- Ranks 2nd on the team and 14th in the SEC in receiving yards (638).
- Ranks 2nd on the team, and T-19th in the SEC in receptions (38).
- Leads team and is T-8th in the SEC in receiving TDs (7).
- Leads the SEC in red zone reception yards (94).
- 2nd in the SEC in red zone TD catches (7).
- Tied for 2nd in the SEC in third-down TD catches (3).
- T-4th in the SEC in TD catches against SEC opponents (5).
- T-6th in the SEC in receptions of 15+ yards (19).
- 11th in the SEC in receiving yards/game (58.0).
- Ranks 12th in the SEC in first-half yards receiving (428) and T-6th in TD catches (4).
- T-6th in the SEC in fourth quarter touchdown receptions (2).
- Eclipsed 1,500 career yards receiving with a team-best 81 on seven grabs at No. 21 Auburn.
- Hauled in the team's longest catch of the season (73 yards) against Texas State.
- Missed the Alcorn State game with a sore hamstring.
- Hit the triple-digit mark in career receptions against No. 10 Texas A&M.
- Returned in 2016 with team bests in receptions (6) and yards (86) in the season opener.
- Suffered a season-ending foot injury in 2015.
- Eclipsed 100-yards receiving for the second time in his career against UTEP in 2015.
- Also had his first multi-TD catch game with two vs. UTEP (6 catches, 106 yards, 2 TD).
- Hauled in 10 of his 13 receptions in 2015 during the first half for 160 yards.
- 10 of 13 catches in 2015 resulted in a first down.

SINGLE-GAME CAREER HIGHS

Receptions	7 (4x) last at No. 21 Auburn (10/22/16)
Receiving Yards	107 vs. Northern Illinois (9/20/14)
Receiving TDs	2 (3x) last vs. at Mississippi State (11/20/16)
Rushing Yards	82 vs. Nicholls State (9/6/14)
Rushing TDs	1 vs. Nicholls State (9/6/14)

CAREER STATS

	GS	RECEIVING						RUSHING			
		REC	YDS	AVG	TD	LNG	ATT	YDS	AVG	TD	LNG
2012	10/0	3	21	7.0	1	12	0	0	0.0	0	0
2013	10/6	27	346	12.8	2	43	11	140	12.7	0	50
2014	13/12	43	558	13.0	6	50	5	112	22.4	1	82
2015	2/2	13	198	15.2	2	38	1	0	0.0	0	0
2016	11/7	38	638	16.8	7	73	3	3	1.0	0	6
TOTAL	46/27	124	1,761	14.2	18	73	20	255	12.8	1	82

2016 GAME-BY-GAME STATS

	GS	RECEIVING						RUSHING			
		REC	YDS	AVG	TD	LNG	ATT	YDS	AVG	TD	LNG
LA TECH	1/0	6	86	14.3	0	18	0	0	0.0	0	0
at TCU	1/0	2	22	11.0	1	16	0	0	0.0	0	0
TX STATE	1/1	3	96	32.0	1	73	0	0	0.0	0	0
vs. TAMU	1/1	3	77	25.7	1	44	1	-5	-5.0	0	0
ALCORN	-	-	-	-	-	-	-	-	-	-	-
ALA	1/0	4	39	9.8	2	16	0	0	0.0	0	0
MISS	1/0	3	34	11.3	0	13	2	8	4.0	0	6
at AU	1/1	7	81	11.6	0	17	0	0	0.0	0	0
UF	1/1	1	6	6.0	0	6	0	0	0.0	0	0
LSU	1/1	2	26	13.0	0	19	0	0	0.0	0	0
at MSU	1/1	4	65	16.3	2	33	0	0	0.0	0	0
at MIZZ	1/1	3	106	35.3	0	66	0	0	0.0	0	0
TOTAL	11/7	38	638	16.8	7	73	3	3	1.0	0	6



CODY HOLLISTER

Senior | Wide Receiver
6-4 | 209

Bend, Ore. | Mountain View HS/Arizona Western

QUICK HITS

- Has a reception in five games this season.
- Has multiple catches in three games this season.
- Hauled in a season-high three grabs vs. Texas State.
- Scored his first career rushing TD from 48-yards out against Alcorn State.
- Made two tackles vs. No. 1 Alabama and No. 12 Ole Miss.
- Recovered a fumble vs. No. 10 Texas A&M and No. 24 LSU.

SINGLE-GAME CAREER HIGHS

Receptions 4 vs. Toledo (9/12/15)
Receiving Yards 65 vs. Toledo (9/12/15)
Receiving TDs 1 vs. Nicholls (9/7/14)
Attempts 2 vs. Alcorn State (10/1/16)
Rush Yards 48 vs. Alcorn State (10/1/16)
Rush TDs 1 vs. Alcorn State (10/1/16)

CAREER STATS

	RECEIVING							RUSHING				
	GS	REC	YDS	AVG	TD	LNG	ATT	YDS	AVG	TD	LNG	
2014	13/7	13	137	10.5	1	18	0	0	0.0	0	0	
2015	5/1	4	65	16.3	0	22	0	0	0.0	0	0	
2016	12/4	10	140	14.0	0	37	2	48	24.0	1	26	
TOTAL	30/12	27	342	12.7	1	37	2	48	24.0	1	26	

2016 GAME-BY-GAME STATS

	RECEIVING							RUSHING				
	GS	REC	YDS	AVG	TD	LNG	ATT	YDS	AVG	TD	LNG	
LA TECH	1/1	0	0	0.0	0	0	0	0	0.0	0	0	
at TCU	1/0	0	0	0.0	0	0	0	0	0.0	0	0	
TX STATE	1/0	3	38	12.7	0	19	0	0	0.0	0	0	
vs. TAMU	1/0	3	39	13.0	0	19	0	0	0.0	0	0	
ALCORN	1/1	0	0	0.0	0	0	2	48	24.0	1	26	
ALA	1/1	2	43	21.5	0	37	0	0	0.0	0	0	
MISS	1/1	1	19	19.0	0	19	0	0	0.0	0	0	
at AU	1/0	0	0	0.0	0	0	0	0	0.0	0	0	
UF	1/0	0	0	0.0	0	0	0	0	0.0	0	0	
LSU	1/0	1	1	1.0	0	1	0	0	0.0	0	0	
at MSU	1/0	0	0	0.0	0	0	0	0	0.0	0	0	
at MIZZ	1/0	0	0	0.0	0	0	0	0	0.0	0	0	
TOTAL	12/4	10	140	14.0	0	37	2	48	24.0	1	26	



TAIWAN JOHNSON

Senior | Defensive Lineman
6-2 | 284

Manvel, Texas | Manvel HS

94

QUICK HITS

- Has started 38 straight games, the longest streak on defense and second-longest on the team.
- Ranks seventh on the team with 3.5 TFL.
- Has recorded at least a 0.5 TFL in five games this season.
- Has logged at least a half-sack in six career games.
- Has recorded a tackle in 21 of his last 25 contests played, including 11 of 12 games this season.
- Had a QBH that forced an interception returned for a TD at TCU.
- His 24 tackles in 2015 tied for fourth among Arkansas DL.
- Made a tackle for loss in three straight games last season.
- Recorded 4.5 sacks as a sophomore in 2014.

SINGLE-GAME CAREER HIGHS


Tackles 8 vs. Mississippi State (11/21/15)
Tackles For Loss 3.0 vs. Nicholls State (9/6/14)
Sacks 2.5 vs. Nicholls State (9/6/14)
QB Hurries 1 (3x) last at No. 15 TCU (9/10/16)

CAREER STATS

	GS	UA	A	ToT	TFL-YDS	SCK-YDS	FF	FR-YDS	INT-YDS	QBH	BRUP
2013	3/0	1	3	4	0.0-0	0.0-0	0	0-0	0-0	0	0
2014	13/13	15	11	26	8.0-45	4.5-35	0	2-0	0-0	1	0
2015	13/13	12	16	28	5.0-16	1.5-4	0	1-15	0-0	1	2
2016	12/12	7	16	23	3.5-14	1.0-5	0	0-0	0-0	2	1
TOTAL	41/38	35	46	81	16.5-75	7.0-44	0	3-15	0-0	4	3

2016 GAME-BY-GAME STATS

	GS	UA	A	ToT	TFL-YDS	SCK-YDS	FF	FR-YDS	INT-YDS	QBH	BRUP
LA TECH	1/1	1	0	1	1.0-5	1.0-5	0	0-0	0-0	0	0
at TCU	1/1	2	1	3	0.0-0	0.0-0	0	0-0	0-0	1	0
TSU	1/1	0	1	1	0.0-0	0.0-0	0	0-0	0-0	0	0
vs. TAMU	1/1	1	4	5	0.5-3	0.0-0	0	0-0	0-0	0	0
ASU	1/1	0	1	1	0.5-2	0.0-0	0	0-0	0-0	0	0
ALA	1/1	1	1	2	1.0-4	0.0-0	0	0-0	0-0	0	0
MISS	1/1	0	2	2	0.0-0	0.0-0	0	0-0	0-0	1	0
at AU	1/1	0	2	2	0.0-0	0.0-0	0	0-0	0-0	0	0
UF	1/1	0	2	2	0.5-0	0.0-0	0	0-0	0-0	0	0
LSU	1/1	0	2	2	0.0-0	0.0-0	0	0-0	0-0	0	1
at MSU	1/1	0	0	0	0.0-0	0.0-0	0	0-0	0-0	0	0
at MIZZ	1/1	2	0	2	0.0-0	0.0-0	0	0-0	0-0	0	0
TOTAL	12/12	7	16	23	3.5-14	1.0-5	0	0-0	0-0	2	1



JEREMIAH LEDBETTER

Senior | Defensive Lineman
6-3 | 280

Orlando, Fla. | Gainesville HS (Ga.) / Hutchinson CC (Kan.)

55

QUICK HITS

- Accepted an invite to the East-West Shrine Game
- Has started 24 straight games.
- Leads the team with 4.0 sacks and is tied for second on the team with 5.0 TFL.
- Has logged at least a half-sack in five games this season.
- Has recorded at least a half-sack in seven of the last 16 games dating back to last season.
- Tied for fourth on the team with 43 tackles.
- Notched a sack on third down at the 1:50 mark in the fourth quarter against Ole Miss.
- Has recorded four or more stops in 14 of his 25 career games played.
- Forced a fumble for the first time in his career at No. 15 TCU.

SINGLE-GAME CAREER HIGHS

Tackles 8 vs. UTEP (9/5/15)
Tackles For Loss 2.5 vs. Auburn (10/24/15)
Sacks 1.5 vs. Texas State (9/17/16)
Forced Fumbles 1 at No. 15 TCU (9/10/16)

CAREER STATS

	GS	UA	A	ToT	TFL-YDS	SCK-YDS	FF	FR-YDS	INT-YDS	QBH	BRUP
2015	13/12	24	31	55	7.5-27	2.0-14	0	0-0	0-0	3	1
2016	12/12	14	29	43	5.0-36	4.0-34	1	0-0	0-0	1	2
TOTAL	25/24	38	60	98	12.5-63	6.0-48	1	0-0	0-0	4	3

2016 GAME-BY-GAME STATS

	GS	UA	A	ToT	TFL-YDS	SCK-YDS	FF	FR-YDS	INT-YDS	QBH	BRUP
LA TECH	1/1	2	4	6	0.5-5	0.5-5	0	0-0	0-0	0	0
at TCU	1/1	3	4	7	0.5-3	0.5-3	1	0-0	0-0	0	0
TX STATE	1/1	3	1	4	1.5-15	1.5-15	0	0-0	0-0	0	2
vs. TAMU	1/1	1	2	3	0.0-0	0.0-0	0	0-0	0-0	0	0
ALCORN	1/1	1	0	1	0.0-0	0.0-0	0	0-0	0-0	0	0
ALA	1/1	0	2	2	0.0-0	0.0-0	0	0-0	0-0	0	0
MISS	1/1	1	4	5	1.5-8	1.0-8	0	0-0	0-0	0	0
at AU	1/1	1	2	3	0.0-0	0.0-0	0	0-0	0-0	0	0
UF	1/1	0	4	4	1.0-5	0.5-3	0	0-0	0-0	1	0
LSU	1/1	2	3	5	0.0-0	0.0-0	0	0-0	0-0	0	0
at MSU	1/1	0	3	3	0.0-0	0.0-0	0	0-0	0-0	0	0
at MIZZ	1/1	0	0	0	0.0-0	0.0-0	0	0-0	0-0	0	0
TOTAL	12/12	14	29	43	5.0-36	4.0-34	1	0-0	0-0	1	2



JOSH LIDDELL

Junior | Defensive Back
6-1 | 210

Pine Bluff, Ark. | Dollarway Senior HS

28

QUICK HITS

- Has started 19 straight games
- Ranks second on the team and leads the secondary in tackles (58).
- Matched his career high with nine tackles against No. 12 Ole Miss.
- Tied for the team lead with two interceptions.
- Made his first INT of the season, third of his career, against Alcorn State.
- Made his second INT of the season, four of his career, against No. 10 Florida.
- Broke up a pass that led to an interception returned for a touchdown against No. 10 Florida.
- Has logged at least eight tackles six times during his career, including three this season.
- Ranked sixth on the team in tackles in 2015 with 52.
- Tallied 1.5 tackles for loss, forced one fumble and broke up three passes in 2015.
- Tied for the team lead in interceptions with two last season.

SINGLE-GAME CAREER HIGHS

Tackles 9 (3x) last vs. No. 12 Ole Miss (10/15/16)
Tackles For Loss 1.0 (3x) last vs. Alcorn State (10/1/16)
Forced Fumbles 1 (2x) last vs. No. 12 Ole Miss (10/15/16)
Interceptions 1 (4x) last vs. No. 10 Florida (11/5/16)
Pass Breakups 2 vs. Auburn (10/24/15)

CAREER STATS

	GS	UA	A	ToT	TFL-YDS	SCK-YDS	FF	FR-YDS	INT-YDS	QBH	BRUP
2014	12/2	4	8	12	0.0-0	0.0-0	0	0-0	0-0	0	1
2015	13/10	28	24	52	1.5-2	0.0-0	1	0-0	2-0	0	3
2016	12/12	35	23	58	2.0-8	0.0-0	1	0-0	2-2	0	4
TOTAL	37/24	67	55	122	3.5-10	0.0-0	2	0-0	4-2	0	8

2016 GAME-BY-GAME STATS

	GS	UA	A	ToT	TFL-YDS	SCK-YDS	FF	FR-YDS	INT-YDS	QBH	BRUP
LA TECH	1/1	3	2	5	0.0-0	0.0-0	0	0-0	0-0	0	0
at TCU	1/1	1	2	3	0.0-0	0.0-0	0	0-0	0-0	0	0
TX STATE	1/1	0	2	2	0.0-0	0.0-0	0	0-0	0-0	0	0
vs. TAMU	1/1	3	1	4	1.0-3	0.0-0	0	0-0	0-0	0	1
ALCORN	1/1	4	2	6	1.0-5	0.0-0	0	0-0	1-2	0	0
ALA	1/1	2	2	4	0.0-0	0.0-0	0	0-0	0-0	0	0
MISS	1/1	8	1	9	0.0-0	0.0-0	1	0-0	0-0	0	1
at AU	1/1	4	4	8	0.0-0	0.0-0	0	0-0	0-0	0	0
UF	1/1	1	1	2	0.0-0	0.0-0	0	0-0	1-0	0	1
LSU	1/1	4	4	8	0.0-0	0.0-0	0	0-0	0-0	0	0
at MSU	1/1	3	2	5	0.0-0	0.0-0	0	0-0	0-0	0	1
at MIZZ	1/1	2	0	2	0.0-0	0.0-0	0	0-0	0-0	0	0
TOTAL	12/12	35	23	58	2.0-8	0.0-0	1	0-0	2-2	0	4



ADAM MCFAIN

Senior | Kicker

6-0 | 187

Greenwood, Ark. | Greenwood HS

48

QUICK HITS

- Booted through a career-high 54-yard FG at No. 21 Auburn.
- It was the first 50-yard FG since Zach Hocker (54 yards) in 2013.
- The 54-yard FG tied for the 8th-longest in school history.
- It is also tied for the 4th-longest this season in the FBS and 2nd-longest in the SEC.

SINGLE-GAME CAREER HIGHS


Field Goals Made 3 vs. No. 8 Ole Miss (11/22/14)
 Longest Field Goal 54 at No. 21 Auburn (10/22/16)
 PATs Made 6 vs. UAB (10/25/14)

CAREER STATS

	GP	FGM-FGA	LNG	PATs	PTs
2014	10	7-10	49	20	41
2015	3	0-0	0	0	0
2016	10	8-10	54	20	44
TOTAL	23	15-20	54	40	85

2016 GAME-BY-GAME STATS

	GP	FGM-FGA	LNG	PATs	PTs
LA TECH	1	0-0	0	0	0
at TCU	-	-	-	-	-
TX STATE	-	-	-	-	-
vs. TAMU	1	0-0	0	0	0
ALCORN	1	0-0	0	0	0
ALA	1	1-1	25	3	6
MISS	1	2-2	43	4	10
at AU	1	1-1	54	0	3
UF	1	1-1	36	4	7
LSU	1	1-1	24	1	4
at MSU	1	1-2	34	5	8
at MIZZ	1	1-2	33	3	6
TOTAL	10	8-10	54	20	44



DREW MORGAN

Senior | Wide Receiver

6-0 | 193

Greenwood, Ark. | Greenwood HS

80

QUICK HITS

- Leads team and ranks 6th in the SEC in receptions (61).
- Tied for the SEC lead in first-down receptions (38).
- Has a reception in 26 straight games dating back to 2014.
- Leads the team and 12th in the SEC in receiving yards (664).
- 88 of his 134 career receptions have resulted in a first down.
- Has 3+ catches in 14 of his last 15 games dating back to 2015.
- Has 5+ catches in a game a team-best 14 times since the start of 2015.
- Tied for second in the SEC and 17th nationally in TD receptions in 2015.
- His 10 scores last season equaled the third-most in program single-season history.
- 10 TDs also led the SEC during the regular season.
- Led the SEC with eight receiving touchdowns in conference play, including four on the road.
- Reached the end zone in seven contests.
- Became the first Hog since 2011 to have three 100-yard games in SEC play in a single season.
- First player in school history with consecutive 100-yard games in SEC play away from home.

SINGLE-GAME CAREER HIGHS

Receptions 9 (2x) last vs No. 10 Texas A&M (9/24/16)
 Receiving Yards 155 vs. No. 14 Texas A&M (9/26/15)
 Receiving TDs 3 at No. 18 Ole Miss (11/7/15)


CAREER STATS

	RECEIVING						RUSHING			
	GS	REC	YDS	AVG	TD	LNG	ATT	YDS	AVG	TD
2013	10/0	0	0	0.0	0	0	0	0	0.0	0
2014	13/0	10	181	18.1	1	44	0	0	0.0	0
2015	13/10	63	843	13.4	10	52	4	20	5.0	9
2016	12/8	61	664	10.9	3	34	3	4	1.3	8
TOTAL	48/18	134	1,688	12.6	14	52	7	24	3.4	9

2016 GAME-BY-GAME STATS

	RECEIVING						RUSHING			
	GS	REC	YDS	AVG	TD	LNG	ATT	YDS	AVG	TD
LA TECH	1/1	5	47	9.4	0	18	0	0	0.0	0
at TCU	1/1	7	93	13.3	1	24	0	0	0.0	0
TX STATE	1/0	3	28	9.3	0	15	0	0	0.0	0
vs. TAMU	1/1	9	86	9.6	0	21	0	0	0.0	0
ALCORN	1/1	4	47	11.8	0	17	0	0	0.0	0
ALA	1/1	5	43	8.6	0	23	1	-6	-6.0	0
MISS	1/0	4	34	8.5	1	13	0	0	0.0	0
at AU	1/1	4	42	10.5	0	19	0	0	0.0	0
UF	1/1	7	95	13.6	1	21	0	0	0.0	0
LSU	1/1	1	4	4.0	0	4	1	2	2.0	2
at MSU	1/0	6	91	15.2	0	34	0	0	0.0	0
at MIZZ	1/0	6	54	9.0	0	19	1	8	8.0	8
TOTAL	12/8	61	664	10.9	3	34	3	4	1.3	8





RYAN PULLEY

Sophomore | Defensive Back
5-11 | 198
Fort Myers, Fla. | Island Coast HS

11

QUICK HITS

- Has started each of the last 11 games.
- T-2nd among Arkansas DBs and T-4th on the team in tackles (43).
- Ranks third in the SEC in pass breakups (11) and tied for fourth in passes defended (12).
- One of six players in the SEC with 10 PBUs and at least one INT.
- Picked off a pass and returned it 25 yards for a TD against Texas State.
- Has logged five or more tackles in three games this season.
- Totaled a career-high seven tackles at Missouri.
- Has at least one pass break-up in eight games this season.

SINGLE-GAME CAREER HIGHS

Tackles 7 at Missouri (11/25/16)
Tackles For Loss 0.5 vs. No. 24 LSU (11/12/16)
Interceptions 1 (2x) last vs. Texas State (9/17/16)
Pass Breakups 3 at No. 15 TCU (9/10/16)

CAREER STATS

	GS	UA	A	ToT	TFL-YDS	SCK-YDS	FF	FR-YDS	INT-YDS	QBH	BRUP
2015	10/1	6	4	10	0.0-0	0.0-0	0	0-0	1-8	0	2
2016	12/11	31	12	43	0.5-0	0.0-0	0	1-0	1-25	0	11
TOTAL	22/12	37	16	53	0.5-0	0.0-0	0	1-0	2-33	0	13

2016 GAME-BY-GAME STATS

	GS	UA	A	ToT	TFL-YDS	SCK-YDS	FF	FR-YDS	INT-YDS	QBH	BRUP
LA TECH	1/0	2	0	2	0.0-0	0.0-0	0	0-0	0-0	0	1
at TCU	1/1	4	0	4	0.0-0	0.0-0	0	0-0	0-0	0	3
TX STATE	1/1	3	0	3	0.0-0	0.0-0	0	0-0	1-25	0	1
vs. TAMU	1/1	2	2	4	0.0-0	0.0-0	0	0-0	0-0	0	1
ALCORN	1/1	1	3	4	0.0-0	0.0-0	0	0-0	0-0	0	1
ALA	1/1	3	0	3	0.0-0	0.0-0	0	1-0	0-0	0	0
MISS	1/1	5	0	5	0.0-0	0.0-0	0	0-0	0-0	0	2
at AU	1/1	1	1	2	0.0-0	0.0-0	0	0-0	0-0	0	1
UF	1/1	1	0	1	0.0-0	0.0-0	0	0-0	0-0	0	0
LSU	1/1	2	3	5	0.5-0	0.0-0	0	0-0	0-0	0	0
at MSU	1/1	2	1	3	0.0-0	0.0-0	0	0-0	0-0	0	0
at MIZZ	1/1	5	2	7	0.0-0	0.0-0	0	0-0	0-0	0	1
TOTAL	12/11	31	12	43	0.5-0	0.0-0	0	1-0	1-25	0	11



SANTOS RAMIREZ

Sophomore | Defensive Back
6-2 | 205
Shreveport, La. | Evangel Christian Academy

9

QUICK HITS

- Ranks fourth among Arkansas DBs and T-7th on the team in tackles (38).
- Tied for the team lead in tackles against LA Tech and No. 10 Florida.
- Made at least five tackles in five of 11 games played this season.
- T-2nd on the team with two forced fumbles.
- Totaled a career-high seven tackles against LA Tech.
- All five tackles at TCU were of the solo variety.
- Missed the Alcorn State game with a knee injury.
- Forced a fumble on what would be No. 12 Ole Miss' last play of the game.
- Picked off a pass and returned it 24 yards for a TD against No. 10 Florida.
- 50 of his 73 career tackles have been solo stops.
- Totaled 35 tackles and one interception in 2015.

SINGLE-GAME CAREER HIGHS

Tackles 7 (2x) last vs. Louisiana Tech (9/3/16)
Interceptions 1 (2x) vs. No. 10 Florida (11/5/16)
Forced Fumbles 1 (2x) last vs. No. 12 Ole Miss (10/15/16)
Pass Breakups 2 vs. No. 14 Texas A&M (9/26/15)

CAREER STATS

	GS	UA	A	ToT	TFL-YDS	SCK-YDS	FF	FR-YDS	INT-YDS	QBH	BRUP
2015	12/3	22	13	35	0.0-0	0.0-0	0	0-0	1-18	0	3
2016	11/7	28	10	38	0.0-0	0.0-0	2	0-0	1-24	0	2
TOTAL	23/10	50	23	73	0.0-0	0.0-0	2	0-0	2-42	0	5

2016 GAME-BY-GAME STATS

	GS	UA	A	ToT	TFL-YDS	SCK-YDS	FF	FR-YDS	INT-YDS	QBH	BRUP
LA TECH	1/1	4	3	7	0.0-0	0.0-0	0	0-0	0-0	0	0
at TCU	1/1	5	0	5	0.0-0	0.0-0	0	0-0	0-0	0	1
TX STATE	1/1	1	1	2	0.0-0	0.0-0	0	0-0	0-0	0	0
vs. TAMU	1/1	4	1	5	0.0-0	0.0-0	1	0-0	0-0	0	0
ALCORN	-	-	-	-	-	-	-	-	-	-	-
ALA	1/0	0	0	0	0.0-0	0.0-0	0	0-0	0-0	0	0
MISS	1/0	3	1	4	0.0-0	0.0-0	1	0-0	0-0	0	1
at AU	1/1	4	2	6	0.0-0	0.0-0	0	0-0	0-0	0	0
UF	1/1	4	1	5	0.0-0	0.0-0	0	0-0	1-24	0	0
LSU	1/1	3	0	3	0.0-0	0.0-0	0	0-0	0-0	0	0
at MSU	1/0	0	1	1	0.0-0	0.0-0	0	0-0	0-0	0	0
at MIZZ	1/0	0	0	0	0.0-0	0.0-0	0	0-0	0-0	0	0
TOTAL	11/7	28	10	38	0.0-0	0.0-0	2	0-0	1-24	0	2



DOMINIQUE REED

Senior | Wide Receiver
6-3 | 175

Camden, Ark. | Fairview HS/Coffeyville CC (Kan.)

3

QUICK HITS

- Set a season highs of 65 yards receiving and a 51-yard TD catch vs. No. 12 Ole Miss.
- Has the teams two longest TD catches of the season. (51-yard TD vs. No. 12 Ole Miss and 44-yard TD vs. No. 24 LSU)
- 10 of his 14 receptions have resulted in a first down or touchdown this season.
- 31 of his 42 career receptions have resulted in a first down or touchdown.
- Six of his eight career touchdown receptions have been 30 yards or more, including five of 40 yards or more.
- Scored a TD in six straight games in 2015, including all four SEC road games.
- Finished third on the team in receptions (28) and receiving yards (535) in 2015.
- Found the end zone seven times in 2015, including six TDs through the air.
- Finished second in the SEC in yards per reception (19.1) in 2015, good for 19th nationally.
- Tied for second in the SEC with four catches of 50+ yards in 2015.
- Ran for 20 or more yards after the catch on four of his six TD receptions in 2015.
- Turned 21 of his 28 receptions into first downs in 2015.
- Recorded a catch in each of the final 11 games of the 2015 season.

SINGLE-GAME CAREER HIGHS

Receptions 7 at No. 18 Ole Miss (11/7/15)
 Receiving Yards 105 at No. 18 Ole Miss (11/7/15)
 Receiving TDs 2 at No. 18 Ole Miss (11/7/15)
 Rushing TDs 1 vs. Auburn (10/24/15)

CAREER STATS

	RECEIVING					RUSHING					KICK RETURN				
	GS	REC	YDS	AVG	TD	LNG	ATT	YDS	AVG	TD	LNG	RET	YDS	TD	LNG
2015	12/6	28	535	19.1	6	71	4	24	6.0	1	11	10	222	0	40
2016	12/2	14	242	17.3	2	51	5	26	5.2	0	15	9	161	0	25
TOTAL	24/8	42	777	18.5	8	71	9	50	5.6	1	15	19	383	0	40

2016 GAME-BY-GAME STATS

	RECEIVING					RUSHING					KICK RETURN				
	GS	REC	YDS	AVG	TD	LNG	ATT	YDS	AVG	TD	LNG	RET	YDS	TD	LNG
LA TECH	1/0	1	6	6.0	0	6	0	0	0.0	0	0	2	42	0	25
at TCU	1/1	1	11	11.0	0	11	2	18	9.0	0	15	4	77	0	22
TX STATE	1/1	2	36	18.0	0	32	1	15	15.0	0	15	2	26	0	13
vs. TAMU	1/0	0	0	0.0	0	0	1	-6	-6.0	0	0	0	0	0	0
ALCORN	1/0	0	0	0.0	0	0	0	0	0.0	0	0	0	0	0	0
ALA	1/0	1	20	20.0	0	20	1	-1	-1.0	0	0	1	16	0	16
MISS	1/0	3	65	21.7	1	51	0	0	0.0	0	0	0	0	0	0
at AU	1/0	0	0	0.0	0	0	0	0	0.0	0	0	0	0	0	0
UF	1/0	0	0	0.0	0	0	0	0	0.0	0	0	0	0	0	0
LSU	1/0	2	58	29.0	1	44	0	0	0.0	0	0	0	0	0	0
at MSU	1/0	0	0	0.0	0	0	0	0	0.0	0	0	0	0	0	0
at MIZZ	1/0	4	46	11.5	0	20	0	0	0.0	0	0	0	0	0	0
TOTAL	12/2	14	242	17.3	2	51	5	26	5.2	0	15	9	161	0	25



JEREMY SPRINKLE

Senior | Tight End
6-6 | 256

White Hall, Ark. | White Hall HS

83

QUICK HITS

- Accepted an invite to the Senior Bowl.
- Set the school record for career TD catches among tight ends (11) during the Alabama game.
- His 11 career TD catches rank 2nd among active SEC career leaders.
- Has eight TDs in his last 15 games dating back to 2015.
- Ranks 5th among SEC tight ends in receptions (33) and 4th in yards (380).
- Ranks T-2nd in the SEC and T-14th nationally among tight ends with four TD grabs this season.
- 41 of last 60 receptions have resulted in either a first down or a TD dating back to last season.
- 32 of those catches have gone for at least 10 yards, including 13 for 20 yards or more.
- Only SEC tight end and 1 of 2 nationally with a TD catch in each of the first three weeks.
- Caught the eventual game-winning TD against LA Tech.
- Led all SEC tight ends with six receiving TDs in 2015, good for a tie for ninth in the FBS.
- Equaled the program single-game record with three against Mississippi State.
- Three TD catches also tied for the most by an FBS TE in a game in 2015.
- All six TDs in 2015 came over the final seven games of the season.

SINGLE-GAME CAREER HIGHS


Receptions 6 vs. Mississippi State (11/21/15)
 Receiving Yards 81 vs. Kansas State (1/2/16)
 Receiving TDs 3 vs. Mississippi State (11/21/15)

CAREER STATS

	RECEIVING					RUSHING				
	GS	REC	YDS	AVG	TD	LNG	ATT	YDS	AVG	TD
2013	12/2	4	68	17.0	0	44	1	1	1.0	0
2014	13/0	7	84	12.0	1	17	0	0	0.0	0
2015	13/7	27	389	14.4	6	42	1	4	4.0	0
2016	12/11	33	380	11.5	4	31	0	0	0.0	0
TOTAL	50/20	71	921	13.0	11	44	2	5	2.5	0

2016 GAME-BY-GAME STATS

	RECEIVING					RUSHING				
	GS	REC	YDS	AVG	TD	LNG	ATT	YDS	AVG	TD
LA TECH	1/1	3	19	6.3	1	12	0	0	0.0	0
at TCU	1/1	3	58	19.3	1	25	0	0	0.0	0
TX STATE	1/1	3	20	6.7	1	10	0	0	0.0	0
vs. TAMU	1/1	4	46	11.5	0	23	0	0	0.0	0
ALCORN	1/1	2	14	7.0	0	9	0	0	0.0	0
ALA	1/1	3	37	12.3	1	24	0	0	0.0	0
MISS	1/1	1	5	5.0	0	5	0	0	0.0	0
at AU	1/1	1	16	16.0	0	16	0	0	0.0	0
UF	1/1	3	51	17.0	0	31	0	0	0.0	0
LSU	1/1	4	29	7.3	0	20	0	0	0.0	0
at MSU	1/0	2	37	18.5	0	24	0	0	0.0	0
at MIZZ	1/1	4	48	12.0	0	21	0	0	0.0	0
TOTAL	12/11	33	380	11.5	4	31	0	0	0.0	0



HENRE' TOLIVER

Junior | Defensive Back
6-1 | 185
Marrero, La. | Archbishop Rummel HS

5

QUICK HITS

- Has started 13 of the last 16 games dating back to last season.
- T-2nd among Arkansas DBs and T-4th on the team with 43 tackles.
- Topped the 100-career tackle plateau against No. 12 Ole Miss.
- 83 of 116 career tackles have been solo stops.
- Has totaled at least five tackles in four games this season.
- Arkansas' active career leader in INTs (5).
- Helped the Hogs shut out TCU in the first half with three tackles and a pass breakup.
- Tied for the team lead in tackles (7) against Alcorn State for the first time this season.
- Five of seven tackles against Alcorn State came in the first half.
- Picked off his fifth career pass against No. 12 Ole Miss.
- Has led the team in tackles twice in his career.
- Finished fourth on the team and second among defensive backs in tackles last season (55).
- Ranked second on the team in pass breakups last season (8).

SINGLE-GAME CAREER HIGHS

Tackles 8 (2x) last vs. Mississippi State (11/21/15)
Tackles For Loss 2.0 vs. UTEP (9/5/15)
Interceptions 1 (5x) last vs. Ole Miss (10/15/16)
Pass Breakups 2 (4x) last at No. 21 Auburn (10/22/16)

CAREER STATS

	GS	UA	A	ToT	TFL-YDS	SCK-YDS	FF	FR-YDS	INT-YDS	QBH	BRUP
2014	11/4	11	7	18	1.0-4	1.0-4	0	0-0	2-46	0	1
2015	13/10	43	12	55	4.0-14	0.0-0	0	0-0	1-12	0	8
2016	12/9	29	14	43	1.0-1	0.0-0	0	0-0	2-70	0	6
TOTAL	36/23	83	33	116	6.0-19	1.0-4	0	0-0	5-128	0	15

2016 GAME-BY-GAME STATS

	GS	UA	A	ToT	TFL-YDS	SCK-YDS	FF	FR-YDS	INT-YDS	QBH	BRUP
LA TECH	1/1	2	2	4	1.0-1	0.0-0	0	0-0	0-0	0	0
at TCU	1/1	4	2	6	0.0-0	0.0-0	0	0-0	0-0	0	1
TX STATE	1/1	1	0	1	0.0-0	0.0-0	0	0-0	0-0	0	0
vs. TAMU	1/1	3	1	4	0.0-0	0.0-0	0	0-0	0-0	0	2
ALCORN	1/1	4	3	7	0.0-0	0.0-0	0	0-0	1-70	0	0
ALA	1/1	2	1	3	0.0-0	0.0-0	0	0-0	0-0	0	0
MISS	1/1	2	2	4	0.0-0	0.0-0	0	0-0	1-0	0	0
at AU	1/1	2	1	3	0.0-0	0.0-0	0	0-0	0-0	0	2
UF	1/0	1	0	1	0.0-0	0.0-0	0	0-0	0-0	0	1
LSU	1/0	0	0	0	0.0-0	0.0-0	0	0-0	0-0	0	0
at MSU	1/0	3	2	5	0.0-0	0.0-0	0	0-0	0-0	0	0
at MIZZ	1/1	5	0	5	0.0-0	0.0-0	0	0-0	0-0	0	0
TOTAL	12/9	29	14	43	1.0-1	0.0-0	0	0-0	2-70	0	6



DEVWAH WHALEY

Freshman | Running Back
5-10 | 226
Beaumont, Texas | Central HS

21

QUICK HITS

- Has rushed for 50+ yards in seven games.
- 75-yard TD run is Arkansas' longest play of the season.
- 75-yard TD run against Alcorn State is the fourth-longest run by a freshman this season.
- 5 of 9 carries against Alcorn State resulted in a first down.
- 135 rush yards are the most by an Arkansas freshman since Alex Collins' 172 vs. Samford in '13.
- Caught his first two career receptions against No. 10 Florida, each going for 43 and 26 yards.
- Hauled in a 23-yard reception late in the fourth quarter against No. 24 LSU.
- Four of his five receptions have gone for 10 yards or more this season. Three for 20+ yards.
- Recorded his second career touchdown and second career 100-yard game on the road at Mississippi State last week.

SINGLE-GAME CAREER HIGHS

Attempts 19 at Mississippi State (11/19/16)
Rushing Yards 135 vs. Alcorn State (10/1/16)
Rushing TDs 1 (3x) last at Missouri (11/25/16)

CAREER STATS

	GS	ATT	YDS	AVG	TD	LNG	REC	YDS	AVG	TD	LNG
2016	12/0	105	601	5.7	3	75	5	113	22.6	0	43
TOTAL	12/0	105	601	5.7	3	75	5	113	22.6	0	43

2016 GAME-BY-GAME STATS

	GS	ATT	YDS	AVG	TD	LNG	REC	YDS	AVG	TD	LNG
LA TECH	1/0	2	1	0.5	0	2	0	0	0.0	0	0
at TCU	1/0	2	5	2.5	0	5	0	0	0.0	0	0
TX STATE	1/0	11	50	4.5	0	9	0	0	0.0	0	0
vs. TAMU	1/0	9	29	3.2	0	16	0	0	0.0	0	0
ALCORN	1/0	9	135	15.0	1	75	0	0	0.0	0	0
ALA	1/0	5	21	3.8	0	11	0	0	0.0	0	0
MISS	1/0	11	65	5.9	0	18	0	0	0.0	0	0
at AU	1/0	8	11	1.4	0	5	0	0	0.0	0	0
UF	1/0	14	66	4.7	0	16	2	69	34.5	0	43
LSU	1/0	7	52	7.4	0	34	1	23	23.0	0	23
at MSU	1/0	19	112	5.9	1	50	1	14	14.0	0	14
at MIZZ	1/0	8	54	6.8	1	30	1	7	7.0	0	7
TOTAL	12/0	105	601	5.7	3	75	5	113	22.6	0	43



RAWLEIGH WILLIAMS III

Sophomore | Running Back
5-10 | 226
Dallas, Texas | Bishop Lynch HS

22

QUICK HITS

- Tabbed All-SEC first team by the AP and second team by league coaches.
- Named SEC Offensive POW (Oct. 19), SEC Co-Offensive POW (Nov. 7).
- 48th Arkansas player since 1956 to amass 1,000 career rushing yards.
- Eclipsed 1,000 yards rushing for the season against No. 24 LSU, becoming the 13th player in Arkansas history to reach 1,000 rushing yards in a season.
- Leads all SEC running backs in runs that result in a first down (61).
- Posted a career-high 205-yards rushing and four rushing TD's at Mississippi State, including 191 and all four rushing TD's in the first half.
- Threw his first career touchdown to Austin Cantrell at Mississippi State.
- Tied for the SEC lead in 100-yard rushing games (7).
- Ranks T-4th the SEC in 10-yard runs (34) and 20-yard runs (14).
- Has 20 carries resulting in a first down on first down which is 2nd in the SEC.
- Returned to his home state of Texas and rushed 28 times for 137 yards in a win over No. 15 TCU.
- Scored Arkansas' first TD of the 2016 season in his first game back from a neck injury.
- 1 of 3 SEC freshmen RBs to rush for 100 yards in a game in 2015.
- One of two SEC freshmen RBs to rush for 100 yards in a game against an SEC opponent in 2015.
- Scored his first career TD on a 3-yard run during the fourth quarter vs. Texas A&M.
- Left in the 3rd quarter vs. Auburn (10/24/15) with a neck injury and missed the rest of the season.

SINGLE-GAME CAREER HIGHS

Attempts.....	28 at No. 15 TCU (9/10/16)
Rushing Yards.....	205 at Mississippi State (11/19/16)
Rushing TDs.....	4 at Mississippi State (11/19/16)
Receptions.....	3 vs. Louisiana Tech (9/3/16)
Receiving TDs.....	1 vs. No. 12 Ole Miss (10/15/16)
Receiving Yards.....	54 vs. No. 24 LSU (11/12/16)

CAREER STATS

	RUSHING						RECEIVING					
	GS	ATT	YDS	AVG	TD	LNG	REC	YDS	AVG	TD	LNG	
2015	7/0	56	254	4.5	1	44	5	26	5.2	0	10	
2016	12/11	233	1,326	5.7	12	72	14	227	16.2	1	54	
TOTAL	19/11	289	1,580	5.5	13	72	19	253	13.3	1	54	

2016 GAME-BY-GAME STATS

	RUSHING						RECEIVING					
	GS	ATT	YDS	AVG	TD	LNG	REC	YDS	AVG	TD	LNG	
LA TECH	1/1	24	96	4.0	1	14	3	15	5.0	0	16	
at TCU	1/1	28	137	4.9	0	37	0	0	0.0	0	0	
TX STATE	1/1	19	121	6.4	2	18	0	0	0.0	0	0	
vs. TAMU	1/1	17	79	4.6	1	55	1	-4	-4.0	0	0	
ALCORN	1/1	13	126	9.7	0	29	0	0	0.0	0	0	
ALA	1/0	12	46	3.8	1	14	2	51	25.5	0	29	
MISS	1/1	27	180	6.7	0	53	2	18	9.0	1	16	
at AU	1/1	13	22	1.7	0	8	2	19	9.5	0	10	
UF	1/1	26	148	5.7	2	41	2	22	11.0	0	17	
LSU	1/1	13	49	3.8	0	18	1	54	54.0	0	54	
at MSU	1/1	16	205	12.8	4	72	0	0	0.0	0	0	
at MIZZ	1/1	25	117	4.7	1	25	1	52	52.0	0	52	
TOTAL	12/11	233	1,326	5.7	12	72	14	227	16.2	1	54	



DEATRICH WISE JR.

Senior | Defensive Lineman
6-5 | 271
Carrollton, Texas | Hebron HS

48

QUICK HITS

- Accepted an invite to the East-West Shrine Game.
- SEC Defensive Lineman of the Week (Sept. 6).
- T-2nd in TFL (5.0) and ranks second on the team in sacks (3.5).
- Has 10.5 sacks in his last 17 games.
- Ranks 8th among SEC active career leaders in sacks (16.5).
- Took sole possession of 10th place all-time in school history with 16.5 career sacks.
- Leads the team with seven quarterback hurries.
- Led the SEC in sacks during conference play (8.0) last season.
- Had 4.5 sacks against ranked opponents, good for 2nd in the SEC and tied for 6th nationally.
- Led the SEC and tied for 10th nationally in sacks per game against ranked opponents (1.13).
- Paced the SEC and ranked second nationally in sacks during the month of November (7.0).

SINGLE-GAME CAREER HIGHS

Tackles.....	8 at No. 21 Auburn (10/22/16)
Tackles For Loss.....	2.5 at No. 9 LSU (11/14/15)
Sacks.....	2.5 at No. 9 LSU (11/14/15)
Forced Fumbles.....	1 (4x) last vs. Alcorn State (10/1/16)
QB Hurries.....	3 vs. Louisiana Tech (9/3/16)

CAREER STATS

	GS	UA	A	ToT	TFL-YDS	SCK-YDS	FF	FR-YDS	INT-YDS	QBH	BRUP
2012	2/0	2	0	2	1.0-21	1.0-21	0	0-0	0-0	0	0
2013	12/1	6	11	17	3.0-17	2.0-16	0	1-0	0-0	2	0
2014	10/1	5	8	13	3.0-23	2.0-19	0	0-0	0-0	3	0
2015	13/0	17	14	31	10.5-52	8.0-43	3	0-0	0-0	5	3
2016	12/8	20	25	45	5.0-27	3.5-23	1	0-0	0-0	7	3
TOTAL	49/10	50	58	108	22.5-140	16.5-122	4	1-0	0-0	17	6

2016 GAME-BY-GAME STATS

	GS	UA	A	ToT	TFL-YDS	SCK-YDS	FF	FR-YDS	INT-YDS	QBH	BRUP
LA TECH	1/1	1	6	7	0.5-5	0.5-5	0	0-0	0-0	3	1
at TCU	1/1	2	2	4	1.0-4	1.0-4	0	0-0	0-0	0	0
TX STATE	1/1	1	1	2	0.5-5	0.5-5	0	0-0	0-0	0	0
vs. TAMU	1/1	2	4	6	1.0-3	0.0-0	0	0-0	0-0	0	0
ALCORN	1/1	2	1	3	1.0-6	1.0-6	1	0-0	0-0	0	0
ALA	1/1	1	1	2	0.0-0	0.0-0	0	0-0	0-0	0	0
MISS	1/1	0	4	4	0.5-1	0.0-0	0	0-0	0-0	1	2
at AU	1/1	6	2	8	0.0-0	0.0-0	0	0-0	0-0	1	0
UF	1/0	1	1	2	0.5-3	0.5-3	0	0-0	0-0	2	0
LSU	1/0	0	0	0	0.0-0	0.0-0	0	0-0	0-0	0	0
at MSU	1/0	1	3	4	0.0-0	0.0-0	0	0-0	0-0	0	0
at MIZZ	1/0	3	0	3	0.0-0	0.0-0	0	0-0	0-0	0	0
TOTAL	12/8	20	25	45	5.0-27	3.5-23	1	0-0	0-0	7	3

► TEAM

Scored 70+ points

(73) vs. Nicholls (7) 2014

Scored 60+ points

(63) vs. UT Martin (28) 2015

Scored 50+ points

(58) at Mississippi State (42) 2016

Scored 40+ points

(58) at Mississippi State (42) 2016

Scored 40+ points in a half

(56, 1st) vs. Nicholls 2014

Scored 30+ points in a half

(38, 1st) at Mississippi State 2016

Scored 35+ points in a quarter

(38, 1st) at Mississippi State 2016

Scored 28+ points in a quarter

(28, 2nd) vs. UT Martin 2015

Defeated a ranked opponent

#10 Florida 2016

Defeated a ranked opponent on the road

at #12 TCU 2016

Defeated ranked opponents in consecutive games

at #19 Ole Miss; at #9 LSU 2015

Shut out an opponent

(30) vs. Ole Miss 2014

Had consecutive shutouts

(17) vs. LSU; (30) vs. Ole Miss 2014

Had consecutive SEC shutouts

(17) vs. LSU; (30) vs. Ole Miss 2014

Did not allow a touchdown

(3) vs. Texas State 2016

Was shut out

vs. Alabama (52) 2013

Totaled 600+ yards total offense

(661) at Mississippi State 2016

Totaled 500+ yards total offense

(503) at Missouri 2016

Totaled 400+ yards total offense

(503) at Missouri 2016

Had 80+ total plays

(85) at Missouri 2016

Converted 30+ first downs

(30) vs. Kansas State 2015

Rushed for 400+ yards

(438) at Texas Tech 2014

Rushed for 300+ yards

(357) at Mississippi State 2016

Rushed 50+ times

(51) vs. Ole Miss 2016

Rushed for 5+ touchdowns

(5) at Mississippi State 2016

Rushed for 4+ touchdowns

(5) at Mississippi State 2016

Rushed for 3+ touchdowns

(5) at Mississippi State 2016

Passed for 500+ yards

(510) vs. Texas A&M 2011

Passed for 400-499 yards

(400) vs. Alabama 2016

Passed for 300-399 yards

(348) at Missouri 2016

Passed for 250-299 yards

(271) at LSU 2015

Attempted 50+ passes

(53) vs. Toledo 2015

Completed 30+ passes

(30) vs. Mississippi State 2015

Threw 6+ touchdown passes

(7) vs. Mississippi State 2015

Threw 5+ touchdown passes

(7) vs. Mississippi State 2015

Threw 4+ touchdown passes

(7) vs. Mississippi State 2015

Threw 3+ touchdown passes

(3) at Mississippi State 2016

Had 5+ fumbles

(5) at Texas A&M 2012

Had zero turnovers

at Mississippi State 2016

Had 7+ turnovers

(7) vs. ULM 1997

100-yard rusher and 100-yard receiver

at Missouri 2016 (RUSH: R. Williams III - 117; REC: K. Hatcher - 106)

200-yard rusher and 100-yard receiver

at South Carolina 2006 (RUSH: Darren McFadden - 219; REC: Marcus Monk - 192)

Two 100-yard rushers

at Mississippi State (R. Williams III - 205; Devwah Whaley - 112)

Three 100-yard rushers

vs. North Texas 2007 (Darren McFadden - 138; Felix Jones - 132; Brandon Barnett - 105)

Two 100-yard receivers

at Ole Miss 2015 (D. Morgan - 122; D. Reed - 105)

Four different receivers caught touchdown passes

vs. Mississippi State 2015 (Jeremy Sprinkle, 3; Hunter Henry, 2; Drew Morgan, 1; Jared Cornelius, 1)

Scored on the first offensive play of the game

vs. Nicholls 2014 (Keon Hatcher 82 yard rush)

Returned a kickoff for TD

vs. Northern Illinois 2014 (Korliss Marshall - 97 yards)

Returned a game-opening kickoff for TD

vs. Northern Illinois 2014 (Korliss Marshall - 97 yards)

Returned a season-opening kickoff for TD

vs. Missouri State 2009 (Dennis Johnson - 91 yards)

Returned a punt for TD

vs. Kansas State 2011 (Joe Adams - 51 yards)

Returned two punts for TDs

vs. Missouri State 2011 (Joe Adams - 61 yards, 69 yards)

Returned an interception for a TD

vs. Florida 2016 (Santos Ramirez - 24 yards)

Returned a fumble for a TD

vs. Texas 2014 (Taiwan Johnson - 0 yards)

Returned a blocked punt for a TD

vs. Eastern Michigan 2009 (Seth Armbrust - 1 yard)

Returned a blocked field goal for a TD

at Mississippi State 2004 (Pierre Brown - 76 yds)

Blocked a punt

at Alabama 2015 (Jeremy Sprinkle)

Blocked a field goal

vs. Alcorn State 2016 (Dan Skipper)

Blocked a PAT

vs. Tulsa 2012 (DeQuinta Jones)

Missed a PAT

at Mississippi State 2016 (Adam McFain)

Had a punt blocked

vs. Toledo 2015 (Zach Quinn)

Did not punt

vs. Alcorn State 2016

Had a field goal blocked

vs. Kansas State 2015 (Marquel Bryant)

Had a PAT blocked

vs. Georgia 2014

Held an opponent to less than 10 first downs

(8) vs. Texas State 2016

Intercepted 4+ passes

(4) vs. Mississippi State 2007

Intercepted 3+ passes

(3) vs. Ole Miss 2014

Intercepted 2+ passes

(2) vs. Florida 2016

Recovered 3+ fumbles

(3) vs. Ole Miss 2014

Recovered 2+ fumbles

(2) vs. LSU 2016

Forced 6+ turnovers

(6) vs. Ole Miss 2014

Forced 5+ turnovers

(6) vs. Ole Miss 2014

Forced 4+ turnovers

(4) vs. Alcorn State 2016

**Held an opponent to less than 300 yards**

(241) vs. Florida 2016

Held an opponent to less than 200 yards

(105) vs. Texas State 2016

Scored a safety

vs. Toledo 2015 (TEAM)

Scored on a fake punt

vs. Texas A&M 2014 (Sam Irwin-Hill - 51-yd. rush)

Scored on a fake field goal

vs. UAB 2014 (Tretola 6 yd. pass to D'Appollonio)

Scored a 2-point conversion

vs. TCU 2016 (A. Allen 3-yd rec. from K. Hatcher)

Committed 1 penalty or less

at Mississippi State 2016

► INDIVIDUAL**Had 400+ yards total offense in a game**

(411) Brandon Allen vs. Mississippi State 2015 (5 rushing, 406 passing)

Had 300+ yards total offense in a game

(316) Austin Allen at Missouri 2016 (-32 rushing, 348 passing)

Was responsible for 6+ TDs in a game

(7) Brandon Allen vs. Mississippi State 2015 (7 pass)

Was responsible for 5+ TDs in a game

(5) Rawleigh Williams III at Mississippi State (4 rush, 1 pass)

Was responsible for 4+ TDs in a game

(5) Rawleigh Williams III at Mississippi State (4 rush, 1 pass)

Was responsible for 3+ TDs in a game

(5) Rawleigh Williams III at Mississippi State (4 rush, 1 pass)

Rushed 40+ times in a game

(40) DeCori Birmingham at Kentucky 2003

Rushed 30+ times in a game

(30) Alex Collins vs. Missouri 2015

Rushed for 200+ yards in a game

(205) Rawleigh Williams III at Mississippi State 2016

Rushed for 150+ yards in a game

(205) Rawleigh Williams III at Mississippi State 2016

Rushed for 100+ yards in a game

(117) Rawleigh Williams III at Missouri 2016

Rushed for 150+ yards in consecutive games

Alex Collins (170) vs. Texas Tech, (151) vs. Texas A&M, (154) at Tennessee 2015

Rushed for 100+ yards in consecutive games

Rawleigh Williams (205) at Mississippi State, (117) at Missouri

Rushed for 5+ TDs in a game

(5) Alex Collins vs. UT Martin 2015

Rushed for 4+ TDs in a game

(4) Rawleigh Williams III at Mississippi State 2016

Rushed for 3+ TDs in a game

(4) Rawleigh Williams III at Mississippi State 2016

Passed for 500+ yards in a game

(510) Tyler Wilson vs. Texas A&M 2011

Passed for 400+ yards in a game

(400) Austin Allen vs. Alabama 2016

Passed for 300+ yards in a game

(348) Austin Allen at Missouri 2016

Attempted 50+ passes in a game

(53) Brandon Allen vs. Toledo 2015

Attempted 40+ passes in a game

(48) Austin Allen vs. Alabama 2016

Attempted 30+ passes in a game

(39) Austin Allen at Missouri 2016

Had 300+ yards receiving in a game

(303) Cobi Hamilton vs. Rutgers 2012

Had 200+ yards receiving in a game

(303) Cobi Hamilton vs. Rutgers 2012

Had 150+ yards receiving in a game

(155) Drew Morgan vs. Texas A&M 2015

Had 100+ yards receiving in a game

(106) Keon Hatcher at Missouri 2016

100+ receiving yards in consecutive games

Jared Cornelius (126) vs. Texas A&M, (106) vs. Alcorn State, (146) vs. Alabama 2016

Caught 10+ passes in a game

(10) Cobi Hamilton vs. LSU 2012

Caught 10+ passes in consecutive games

Cobi Hamilton (12) vs. Ole Miss, (11) vs. Tulsa 2012

Caught 3+ TD passes in a game

(3) Jeremy Sprinkle vs. Mississippi State 2015

Caught 2+ TD passes in a game

(2) Keon Hatcher at Mississippi State 2016

Scored 15+ points kicking

(15) Todd Wright (4-4 FG, 3-4 PAT) vs. UTEP 1989

Kicked 5+ field goals in a game

(5) Kendall Trainor vs. Texas A&M 1988

Kicked 4+ field goals in a game

(4) Alex Tejada vs. Troy 2007

Made a 60-yard+ FG

(67) Steve Little vs. Texas 1977

Made a 50-yard+ FG

(54) Adam McFain at Auburn 2016

Had an 80-yard+ punt

(83) Pete Raether vs. Louisiana-Lafayette 1991

Had a 70-yard+ punt

(79) Sam Irwin-Hill vs. South Carolina 2013

Had a 60-yard+ punt

(60) Toby Baker at Missouri 2016

Intercepted 3+ passes in a game

(3) Michael Grant vs. ULM 2006

Intercepted 2+ passes in a game

(2) Tramain Thomas vs. Auburn 2011

Returned 2+ punts for TDs

(2) Joe Adams vs. Missouri State 2011 (61 yards, 69 yards)

Had a 90+ yard rush

(90) Jonathan Williams vs. Nicholls 2014

Had an 80+ yard rush

(80) Alex Collins at LSU 2015

Had a 70+ yard rush

(72) Rawleigh Williams III at Mississippi State 2016

Had a 60+ yard rush

(72) Rawleigh Williams III at Mississippi State 2016

Had a 90+ yard pass

(92) Matt Jones to Richard Smith at Tennessee 2002

Had an 80+ yard pass

(80) Tyler Wilson to Cobi Hamilton vs. Rutgers 2012

Had a 70+ yard pass

(73) Austin Allen to Keon Hatcher vs. Texas State 2016

Had two 80+ yard passes

(85) Ryan Mallett to Cobi Hamilton, (80) Ryan Mallett to Cobi Hamilton vs. LSU 2010

Had two 70+ yard passes

(77) Tyler Wilson to Jonathan Williams, (74) Tyler Wilson to Jonathan Williams vs. Kentucky 2012

► TEAM

Failed to score a TD

Texas State 2016

Had 30+ first downs

(32) Mississippi State 2015

300+ yards rushing

(390) LSU 2016

50+ rushing attempts

(51) LSU 2016

400+ yards passing

(508) Mississippi State 2015

300+ yards passing

(328) at Mississippi State 2016

250+ yards passing

(268) at Missouri 2016

50+ pass attempts

(58) at TCU 2016

30+ pass completions

(58) at TCU 2016

4+ touchdown passes

(5) Mississippi State 2015

3+ touchdown passes

(5) Mississippi State 2015

500+ yards total offense

(533) at Mississippi State 2016

80+ total plays

(90) TCU 2016

70+ points

(70) Southern California 2005

60+ points

(65) Auburn 2010

50+ points

(56) Auburn 2016

40+ points

(42) at Mississippi State 2016

No turnovers

at Mississippi State 2016

5+ Fumbles

(5) Kentucky (lost 2) 2008

100-yard+ rusher and 100-yard+ receiver

at Mississippi State 2016 (RUSH: Nick Fitzgerald, 131; REC: Fred Ross, 171 yards)

Returned a kickoff for TD

Tennessee 2015 (Evan Berry - 96 yards)

Returned a punt for TD

Rutgers 2013 (Janarion Grant - 58 yards)

Returned an interception for a TD

Florida 2016 (Duke Dawson - 37 yards)

Returned 2+ interceptions for TDs

(2) Alabama 2008 (Javier Arenas - 63 yards, Justin Woodall - 74 yards)

Returned a fumble for a TD

Missouri 2016 (J'Mon Moore - 0 yards)

Returned a blocked punt for a TD

Kentucky 2003 (Andrew Hopewell, six yards)

Blocked a punt

Toledo 2015 (Zach Quinn)

Blocked a field goal

Kansas State 2015 (Marquel Bryant)

Had a field goal blocked

Alcorn State 2016

Had a punt blocked

Alabama 2015

Missed a PAT

Ole Miss 2016

Missed two PATs

Tulsa 2012

Had PAT blocked

Tulsa 2012

Intercepted 3+ passes

(3) Alabama 2016

Scored a safety

Auburn 2008

Scored a 2-point conversion

at Mississippi State 2016

► INDIVIDUAL

Rushed 35+ times in a game

(37) Peyton Barber (Auburn) 2015

Rushed 30+ times in a game

(37) Peyton Barber (Auburn) 2015

Rushed for 200+ yards in a game

(252) Derrius Guice (LSU) 2016

Rushed for 150+ yards in a game

(252) Derrius Guice (LSU) 2016

Rushed for 3+ touchdowns in a game

(4) Nick Fitzgerald (Mississippi State) 2016

Passed for 500+ yards in a game

(508) Dak Prescott (Mississippi State) 2015

Passed for 400+ yards in a game

(508) Dak Prescott (Mississippi State) 2015

Passed for 300+ yards in a game

(328) Nick Fitzgerald (Mississippi State) 2016

Attempted 60+ passes in a game

(67) Kolton Browning (ULM) 2012

Attempted 50+ passes in a game

(56) Kenny Hill (TCU) 2016

Attempted 40+ passes in a game

(56) Kenny Hill (TCU) 2016

Threw 5+ TDs in a game

(5) Dak Prescott (Mississippi State) 2015

Threw 4+ TDs in a game

(5) Dak Prescott (Mississippi State) 2015

Threw 3+ TDs in game

(5) Dak Prescott (Mississippi State) 2015

Had 400+ yards total offense in a game

(459) Nick Fitzgerald (Mississippi State) 2016 (PASS: 328; RUSH: 131)

Had 300+ yards total offense in a game

(459) Nick Fitzgerald (Mississippi State) 2016 (PASS: 328; RUSH: 131)

Had 200+ yards receiving in a game

(208) Jamayel Smith (Mississippi State) 2007

Had 150+ yards receiving in a game

(171) Fred Ross (Mississippi State) 2016

Had 100+ yards receiving in a game

(135) J'Mon Moore (Missouri) 2016

Caught 15+ passes in a game

(17) Willie Gosha (Auburn) 1995

Caught 10+ passes in a game

(10) Fred Ross (Mississippi State) 2016

Caught 3+ TD passes in a game

(3) Jamie Armstrong (Ole Miss) 2001

Caught 2+ TD passes in a game

(2) Fred Ross (Mississippi State) 2016

Made 4+ field goals in a game

(4) Josh Jasper (LSU) 2009

Made a 50+ yard field goal

(52) Andrew Baggett (Missouri) 2014

Had an 80+ yard punt

(82) Derek Helton (LSU) 2010

Had a 70+ yard punt

(72) Jordan Chiles (Missouri State) 2011

Intercepted 2+ passes in a game

(3) Minkah Fitzpatrick (Alabama) 2016

Had a 90+ yard run

(96) Derrius Guice (LSU) 2016

Had an 80+ yard run

(82) Jonathon Johnson (Missouri) 2016

Had a 70+ yard run

(82) Jonathon Johnson (Missouri) 2016

Had a 90+ yard pass

(92) Trevor Knight to Josh Reynolds (Texas A&M) 2016

Had an 80+ yard pass

(92) Trevor Knight to Josh Reynolds (Texas A&M) 2016

Had a 70+ yard pass

(92) Trevor Knight to Josh Reynolds (Texas A&M) 2016



GAME	FINAL SCORE	SCORE BY QUARTER				FIRST DOWNS				RUSHING			PASSING			TOTAL OFFENSE		PUNTING	FUMBLES	PENALTY	THIRD	TOTAL
		1	2	3	4(OT)	RU	PA	PN	TOT	ATT	YDS	TD	C-A-I	YDS	TD	ATT	YDS	NO-AVG	NO-LOST	NO-YDS	DOWNS	TOP
LA Tech	20	7	7	6	0	5	10	1	16	23	79	2	19-31-1	212	0	54	291	3-38.3	1-0	3-20	5-11	23:19
Arkansas	21	7	7	0	7	8	12	1	21	40	106	1	20-29-2	191	2	69	297	4-47.5	1-0	4-35	3-12	36:41
Arkansas	41	3	10	7	21	9	11	0	20	43	180	1	17-29-0	223	3	72	403	6-50.7	0-0	5-45	7-16	33:07
TCU	38	0	0	7	31	6	19	0	25	32	195	4	36-58-1	377	1	90	572	5-39.8	1-1	9-95	12-19	26:53
Texas State	3	0	0	3	0	5	3	0	8	26	22	0	11-26-1	83	0	52	105	8-45.6	0-0	5-45	3-14	20:31
Arkansas	42	14	21	7	0	15	9	2	26	44	233	2	16-22-0	241	2	66	467	4-43.5	1-1	7-40	4-9	34:29
Arkansas	24	7	10	0	7	4	17	6	27	40	120	1	28-42-0	371	2	82	491	3-39.3	3-3	7-62	9-16	39:45
Texas A&M	45	0	17	7	21	13	7	2	22	37	366	4	12-22-0	225	2	59	591	2-47.5	3-2	7-55	8-12	20:15
Alcorn St.	10	0	7	3	0	8	7	0	15	38	155	1	13-19-2	158	0	57	313	5-42.2	3-2	3-15	4-11	31:55
Arkansas	52	24	0	14	14	17	8	0	25	38	353	3	13-18-0	206	3	56	559	0-0.0	1-1	4-45	2-7	28:05
Alabama	49	14	21	7	7	8	8	0	16	34	264	3	13-17-1	253	2	51	517	4-51.5	3-2	7-86	4-8	22:53
Arkansas	30	7	10	7	6	7	13	5	25	36	73	1	25-48-3	400	3	84	473	4-52.8	3-2	6-60	8-16	37:07
Ole Miss	30	6	14	0	10	6	13	1	20	31	150	3	18-39-1	253	1	70	403	5-40.2	2-0	4-45	6-14	19:22
Arkansas	34	14	6	7	7	12	13	2	27	51	200	1	19-32-1	229	3	83	429	5-46.2	1-0	6-71	5-16	40:38
Arkansas	3	0	3	0	0	4	10	0	14	31	25	0	18-33-1	190	0	64	215	10-41.5	1-1	4-29	3-15	32:37
Auburn	56	21	7	14	14	22	4	0	26	57	543	7	7-12-0	89	1	69	632	3-39.7	0-0	2-10	7-12	27:23
Florida	10	7	0	0	3	1	11	1	13	14	12	0	19-37-2	229	0	51	241	7-44.4	2-0	3-34	1-11	20:39
Arkansas	31	14	7	0	10	9	10	3	22	49	223	2	15-26-1	243	1	75	466	6-40.2	0-0	9-97	6-14	39:21
LSU	38	7	14	7	10	15	6	2	23	51	390	5	10-16-0	157	0	67	547	4-47.0	2-2	5-44	6-12	35:11
Arkansas	10	0	7	3	0	4	8	1	13	24	81	0	15-31-2	210	1	55	291	7-43.1	1-1	7-56	5-13	24:49
Arkansas	58	14	24	6	14	13	14	0	27	41	357	5	19-26-0	304	3	67	661	0-0.0	0-0	1-10	7-11	33:13
Miss. State	42	14	0	14	14	10	14	1	25	35	205	4	23-33-0	328	2	68	533	4-37.8	0-0	3-22	5-13	26:47
Arkansas	24	14	10	0	0	13	14	0	27	46	155	2	24-39-2	348	1	85	503	3-45.3	0-0	8-55	9-17	40:22
Missouri	28	7	0	14	7	6	8	1	15	30	131	3	16-26-0	268	1	56	399	2-39.2	4-1	2-10	6-13	19:38

► GAME-BY-GAME OFFENSIVE STARTERS

OPPONENT	LT	LG	C	RG	RT	TE	TE/WR/FB	QB	RB	WR	WR
LA Tech	Skipper	Froholdt	Ragnow	Raulerson	C. Jackson	Sprinkle	J. Cornelius (WR)	A. Allen	R. Williams	Hollister	Morgan
TCU	Skipper	Froholdt	Ragnow	Raulerson	C. Jackson	Sprinkle	H. Johnson (FB)	A. Allen	R. Williams	Reed	Morgan
Texas State	Skipper	Froholdt	Raulerson	Ragnow	C. Jackson	Sprinkle	H. Johnson (FB)	A. Allen	R. Williams	Reed	Hatcher
Texas A&M	Skipper	Froholdt	Ragnow	Raulerson	B. Wallace	Sprinkle	H. Johnson (FB)	A. Allen	R. Williams	Morgan	Hatcher
Alcorn State	Skipper	Froholdt	Ragnow	Raulerson	B. Wallace	Sprinkle	H. Johnson (FB)	A. Allen	R. Williams	Hollister	Morgan
Alabama	Skipper	Froholdt	Ragnow	Raulerson	B. Wallace	Sprinkle	Cantrell (FB)	A. Allen	K. Walker	Hollister	Morgan
Ole Miss	Skipper	Froholdt	Ragnow	Raulerson	B. Wallace	Sprinkle	H. Johnson (FB)	A. Allen	R. Williams	Hollister	Cornelius
Auburn	Skipper	Froholdt	Ragnow	Raulerson	B. Wallace	Sprinkle	H. Johnson (FB)	A. Allen	R. Williams	Morgan	Hatcher
Florida	Skipper	Froholdt	Ragnow	Gibson	B. Wallace	Sprinkle	Cantrell (TE)	A. Allen	R. Williams	Morgan	Hatcher
LSU	Skipper	Froholdt	Ragnow	Gibson	B. Wallace	Sprinkle	K. Jackson (FB)	A. Allen	R. Williams	Morgan	Hatcher
Miss. State	Skipper	Froholdt	Ragnow	Gibson	B. Wallace	Cantrell	K. Jackson (FB)	A. Allen	R. Williams	Cornelius	Hatcher
Missouri	Skipper	Froholdt	Ragnow	Gibson	B. Wallace	Sprinkle	Cantrell (TE)	A. Allen	R. Williams	Cornelius	Hatcher

► GAME-BY-GAME DEFENSIVE STARTERS

OPPONENT	DE	DT	DT	DE	SLB/CB	MLB	WLB	CB	FS	SS/FS	CB
LA Tech	Roesler	T. Johnson	J. Ledbetter	Wise	K. Richardson (CB)	Ellis	Greenlaw	Collins	Liddell	S. Ramirez	Toliver
TCU	Beanum	T. Johnson	J. Ledbetter	Wise	Pulley (CB)	Ellis	Greenlaw	Collins	Liddell	S. Ramirez	Toliver
Texas State	Beanum	T. Johnson	J. Ledbetter	Wise	Pulley (CB)	Ellis	Greenlaw	Collins	Liddell	S. Ramirez	Toliver
Texas A&M	Beanum	T. Johnson	J. Ledbetter	Wise	Pulley (CB)	Ellis	Greenlaw	Collins	Liddell	S. Ramirez	Toliver
Alcorn State	Beanum	T. Johnson	J. Ledbetter	Wise	Pulley (CB)	Ellis	Greenlaw	Collins	Liddell	Coley	Toliver
Alabama	Beanum	T. Johnson	J. Ledbetter	Wise	Pulley (CB)	Ellis	Greenlaw	Collins	Liddell	Coley	Toliver
Ole Miss	Beanum	T. Johnson	J. Ledbetter	Wise	Pulley (CB)	Ellis	Eugene	Collins	Liddell	Coley	Toliver
Auburn	Beanum	T. Johnson	J. Ledbetter	Wise	Pulley (CB)	Ellis	Eugene	Collins	Liddell	S. Ramirez	Toliver
Florida	J. Ledbetter	T. Johnson	Agim	Winston	Ramsey (SLB)	Ellis	Eugene	Collins	Liddell	S. Ramirez	Pulley
LSU	J. Ledbetter	T. Johnson	Agim	Winston	Ramsey (SLB)	Ellis	Eugene	Collins	Liddell	S. Ramirez	Pulley
Miss. State	J. Ledbetter	T. Johnson	Agim	Winston	Ramsey (SLB)	Ellis	Eugene	Collins	Liddell	Coley	Pulley
Missouri	J. Ledbetter	T. Johnson	Agim	Winston	Toliver (CB)	Ellis	Eugene	Collins	Liddell	Coley	Pulley

► SEASON/CAREER STARTS

OFFENSE	2016	2015	2014	2013	TOT	CONS
Austin Allen, QB, Jr.	12	-	-	-	12	12
Anthony Antwine, WR, Jr.	-	1	-	-	1	0
Austin Cantrell, FB, R-Fr.	4	-	-	-	4	2
Jared Cornelius, WR, Jr.	4	6	-	-	10	2
Hjalte Froholdt, DL, So.	12	-	-	-	12	12
Johnny Gibson, OL, So.	4	-	-	-	4	4
Keon Hatcher, WR, Sr.	7	2	11	6	26	5
Cody Hollister, WR, Sr.	4	1	7	-	12	0
Colton Jackson, OL, R-Fr.	3	-	-	-	3	0
Kendrick Jackson, FB, So.	2	1	-	-	3	0
Hayden Johnson, FB, Fr.	6	-	-	-	6	0
Damon Mitchell, WR, Jr.	-	1	-	-	1	0
Drew Morgan, WR, Sr.	8	10	-	-	18	0
Frank Ragnow, OL, Jr.	12	13	-	-	25	25
Jake Raulerson, DL, Jr.	8	-	-	-	8	0
Dominique Reed, WR, Sr.	2	6	-	-	8	0
Luke Rossi, WR, So.	-	1	-	-	1	0
Dan Skipper, OL, Sr.	12	13	13	8	46	46
Jeremy Sprinkle, TE, Sr.	11	7	-	2	20	1
Kody Walker, RB, Sr.	1	1	1	-	4	0
Brian Wallace, OL, So.	9	-	-	-	9	9
Rawleigh Williams, RB, So.	11	-	-	-	11	6

DEFENSE	2016	2015	2014	2013	TOT	CONS
McKelvin Agim, DL, Fr.	4	-	-	-	4	4
Tevin Benum, DL, Jr.	7	8	-	-	15	0
De'Andre Coley, FS, Jr.	5	-	-	-	5	2
Jared Collins, DB, Sr.	12	13	12	2	39	35
DJ Dean, DB, Sr.	-	8	7	1	16	0
Brooks Ellis, LB, Sr.	12	13	11	4	40	30
Dwayne Eugene, LB, Jr.	6	1	-	-	7	6
Dre Greenlaw, LB, So.	6	11	-	-	17	0
Khalia Hackett, LB, Jr.	-	1	-	-	1	0
Taiwan Johnson, DL, Sr.	12	13	13	-	38	38
Jeremiah Ledbetter, DL, Sr.	12	12	-	-	24	24
Brandon Lewis, DL, Sr.	-	-	-	1	1	0
Josh Liddell, DB, Jr.	12	10	2	-	24	19
Ryan Pulley, DB, So.	11	1	-	-	12	11
Santos Ramirez, DB, So.	7	3	-	-	10	0
Randy Ramsey, LB, So.	3	-	-	-	3	0
Kevin Richardson, DB, Jr.	1	5	-	-	6	0
Karl Roesler, DL, Jr.	1	-	-	-	1	0
Henre' Toliver, DB, Jr.	9	10	4	-	23	1
Josh Williams, LB, Sr.	-	2	2	-	4	0
Deatrich Wise Jr., DL, Sr.	8	-	1	1	10	0
JaMichael Winston, DL, Sr.	4	6	12	-	22	4

▶ ARKANSAS SCORING DRIVES

Opponent	No. of Plays	Total Yards	Drive Time	Type of Score	Score Qtr/Time	Drive Start	Scoring Play
LA Tech	11	75	6:19	TD	1st/2:52	AR 25	R. Williams 6-yd rush
LA Tech	9	63	4:04	TD	2nd/7:01	AR 37	J. Cornelius 13-yd rec.
LA Tech	13	77	7:37	TD	4th/6:37	AR 23	Sprinkle 4-yd rec.
TCU	8	55	3:20	FG	1st/11:40	AR 25	Hedlund 38-yd field goal
TCU	13	56	6:37	FG	2nd/12:07	AR 35	Hedlund 27-yd field goal
TCU	0	0	-	TD	2nd/10:09	TCU 00	Ellis 47-yd interception ret.
TCU	6	63	3:52	TD	3rd/4:27	AR 37	Morgan 13-yd rec.
TCU	4	58	0:56	TD	4th/1:03	AR 42	Hatcher 16-yd rec.
TCU	3	25	-	TD	10T	TCU 25	Sprinkle 19-yd rec.
TCU	4	25	-	TD	20T	TCU 25	A. Allen 5-yd rush
Texas State	10	82	5:45	TD	1st/9:15	AR 18	Hatcher 9-yd rec.
Texas State	5	87	2:20	TD	1st/4:36	AR 13	K. Walker 1-yd rush
Texas State	0	0	-	TD	2nd/11:31	TXST 00	Pulley 25-yd interception ret.
Texas State	7	50	4:03	TD	2nd/5:22	AR 50	Sprinkle 24-yd rec.
Texas State	8	93	1:57	TD	2nd/0:44	AR 7	R. Williams 1-yd rush
Texas State	3	42	8:54	TD	3rd/1:02	AR 18	R. Williams 15-yd rush
Texas A&M	2	16	0:48	TD	1st/12:29	TAMU 16	Hatcher 15-yd rec.
Texas A&M	9	68	4:53	FG	2nd/9:59	AR 25	Hedlund 25-yd field goal
Texas A&M	5	75	3:11	TD	2nd/1:31	AR 25	R. Williams 35-yd rec.
Texas A&M	12	92	4:04	TD	4th/6:21	AR 08	J. Cornelius 5-yd rec.
Alcorn State	7	36	2:49	FG	1st/12:11	ALCN 43	Hedlund 25-yd field goal
Alcorn State	1	29	0:09	TD	1st/9:03	ALCN 29	J. Cornelius 29-yd rec.
Alcorn State	1	75	0:16	TD	1st/7:22	AR 25	Whaley 75-yd rush
Alcorn State	7	82	3:49	TD	1st/0:17	AR 18	J. Cornelius 35-yd rec.
Alcorn State	0	0	-	TD	3rd/9:42	ALCN 00	Toliver 70-yd interception ret.
Alcorn State	5	55	2:07	TD	3rd/5:44	AR 45	Hollister 26-yd rush
Alcorn State	9	75	4:51	TD	4th/13:49	AR 25	Pettway 10-yd rec.
Alcorn State	7	95	4:00	TD	4th/6:36	AR 05	Hammonds 5-yd rush
Alabama	9	75	3:31	TD	1st/1:54	AR 25	Sprinkle 24-yd rec.
Alabama	13	68	5:57	FG	2nd/2:56	AR 25	McFain 25-yd field goal
Alabama	4	79	0:56	TD	2nd/0:29	AR 21	Hatcher 16-yd rec.
Alabama	6	36	3:09	TD	3rd/3:57	UA 36	Hatcher 10-yd rec.
Alabama	7	94	1:53	TD	4th/3:18	AR 06	R. Williams 3-yd rush
Ole Miss	5	82	2:34	TD	1st/10:33	AR 18	Reed 51-yd rec.
Ole Miss	3	65	1:18	TD	1st/6:08	AR 35	Morgan 13-yd rec.
Ole Miss	10	56	4:50	FG	2nd/14:13	AR 20	McFain 43-yd field goal
Ole Miss	13	73	6:29	FG	2nd/5:21	AR 09	McFain 36-yd field goal
Ole Miss	10	38	5:17	TD	3rd/3:29	OM 38	R. Williams 2-yd rec.
Ole Miss	10	56	4:39	TD	4th/2:20	AR 44	Cornelius 6-yd rush
Auburn	6	39	1:28	FG	2nd/0:00	AR 25	McFain 54-yd field goal
Florida	0	0	-	TD	1st/12:20	UF 00	Ramirez 24-yd interception ret.
Florida	8	91	4:06	TD	1st/5:56	AR 09	R. Williams 6-yd rush
Florida	10	87	3:59	TD	2nd/0:16	AR 13	Morgan 7-yd rec.
Florida	13	68	7:20	FG	4th/9:14	AR 14	McFain 36-yd field goal
Florida	3	47	1:01	TD	4th/5:40	UF 47	R. Williams 41-yd rush
LSU	8	77	4:27	TD	2nd/5:52	AR 23	Reed 44-yd rec.
LSU	5	22	2:12	FG	3rd/10:32	LSU 28	McFain 24-yd field goal
Mississippi State	2	75	0:48	TD	1st/14:12	AR 25	R. Williams 72-yd rush
Mississippi State	2	71	0:39	TD	1st/7:29	AR 29	R. Williams 42-yd rush
Mississippi State	8	85	3:51	TD	2nd/12:29	AR 15	Hatcher 5-yd rec.
Mississippi State	6	46	1:40	FG	2nd/8:58	AR 38	McFain 34-yd field goal
Mississippi State	4	60	2:09	TD	2nd/5:53	AR 40	R. Williams 7-yd rush
Mississippi State	5	55	1:55	TD	2nd/1:32	AR 45	R. Williams 33-yd rush
Mississippi State	12	79	7:05	TD	3rd/5:03	AR 21	Cantrell 1-yd rec. from Williams
Mississippi State	8	61	3:42	TD	4th/14:04	AR 39	Hatcher 10-yd rec.
Mississippi State	9	44	5:43	TD	4th/5:29	MSU 44	Whaley 4-yd rush
Missouri	2	67	0:55	TD	1st/14:05	AR 33	Williams 1-yd rush
Missouri	11	76	5:22	TD	1st/4:13	AR 24	Whaley 30-yd rush
Missouri	16	91	9:00	TD	2nd/8:05	AR 09	Cantrell 5-yd rec.
Missouri	12	45	5:36	FG	2nd/1:08	AR 40	McFain 33-yd field goal

▶ OPPONENT SCORING DRIVES

Opponent	No. of Plays	Total Yards	Drive Time	Type of Score	Score Qtr/Time	Drive Start	Scoring Play
LA Tech	8	62	2:31	TD	1st/9:11	LATECH 38	J. Smith 9-yd rush
LA Tech	7	48	2:48	TD	2nd/1:40	AR 48	J. Craft 1-yd rush
LA Tech	8	38	3:45	FG	3rd/11:15	LATECH 36	J. Barnes 43-yd field goal
LA Tech	9	63	4:12	FG	3rd/4:58	LATECH 34	J. Barnes 20-yd field goal
TCU	9	84	2:55	TD	3rd/14:53	TCU 16	Hicks 9-yd rush
TCU	7	80	1:46	TD	4th/9:44	TCU 20	Hill 1-yd rush
TCU	2	50	0:32	TD	4th/7:15	TCU 50	Hicks 7-yd rush
TCU	8	50	3:59	TD	4th/2:05	TCU 50	Hill 5-yd rush
TCU	5	25	-	TD	10T	AR 25	Williams 13-yd rec.
TCU	4	5	-	FG	20T	AR 25	Graf 37-yd field goal
Texas State	3	35	5:04	FG	3rd/9:56	TXST 25	Sherman 39-yd field goal
Texas A&M	3	51	0:54	TD	2nd/14:52	TAMU 49	Knight 42-yd rush
Texas A&M	8	69	3:19	FG	2nd/4:42	TAMU 01	LaCamera 48-yd field goal
Texas A&M	6	74	1:18	TD	2nd/0:13	TAMU 25	Knight 48-yd rush
Texas A&M	2	94	0:42	TD	3rd/1:33	TAMU 06	Reynolds 92-yd rec.
Texas A&M	7	85	2:06	TD	4th/11:54	TAMU 15	Williams 33-yd rush
Texas A&M	3	15	0:38	TD	4th/10:25	AR 15	Kirk 9-yd rec.
Texas A&M	3	52	1:24	TD	4th/4:57	TAMU 48	Williams 22-yd rush
Alcorn State	9	61	4:33	TD	2nd/10:44	ALCN 39	Johnson 12-yd rush
Alcorn State	6	49	2:04	FG	3rd/3:40	ALCN 25	McCrane 43-yd field goal
Alabama	3	73	0:46	TD	1st/7:27	UA 27	Hurts 5-yd rush
Alabama	5	29	2:02	TD	1st/5:25	AR 29	Hurts 6-yd rush
Alabama	0	0	-	TD	2nd/12:25	AR 23	Williams 23-yd interception ret.
Alabama	4	81	1:43	TD	2nd/8:53	UA 19	Harris 56-yd rec.
Alabama	4	66	1:31	TD	2nd/1:25	UA 34	Scarborough 21-yd rush
Alabama	4	18	1:26	TD	3rd/11:10	AR 18	Ridley 4-yd rec.
Alabama	0	0	-	TD	4th/10:18	AR 00	Fitzpatrick 100-yd int. ret.
Ole Miss	9	61	3:07	TD	1st/7:26	OM 39	Engram 13-yd rec.
Ole Miss	7	67	2:23	TD	2nd/11:50	OM 33	Judd 27-yd rush
Ole Miss	5	90	0:48	TD	2nd/1:24	OM 10	Kelly 8-yd rush
Ole Miss	12	59	3:40	FG	4th/14:49	OM 25	Wunderlich 33-yd field goal
Ole Miss	5	45	1:05	TD	4th/9:00	AR 45	Kelly 17-yd rush
Auburn	1	78	0:11	TD	1st/11:00	AU 22	Stove 78-yd rush
Auburn	10	91	2:39	TD	1st/3:00	AU 09	Pettway 9-yd rush
Auburn	2	27	0:27	TD	1st/0:57	AR 27	Truitt 20-yd rush
Auburn	5	80	2:12	TD	2nd/1:28	AU 20	Truitt 45-yd rec.
Auburn	15	86	5:20	TD	3rd/6:06	AU 14	White 1-yd rush
Auburn	7	69	2:44	TD	3rd/0:42	AU 31	Pettway 23-yd rush
Auburn	5	58	2:15	TD	4th/12:25	AU 42	Truitt 31-yd rush
Auburn	3	67	1:33	TD	4th/4:27	AU 33	Martin 51-yd rush
Florida	0	0	-	TD	1st/5:56	AR 00	Dawson 37-yd interception return
Florida	9	42	2:33	FG	4th/6:41	UF 26	Pineiro 49-yd field goal
LSU	9	75	4:31	TD	1st/8:58	LSU 25	Fournette 5-yd rush
LSU	3	18	0:59	TD	2nd/14:54	AR 18	Fournette 7-yd rush
LSU	6	80	2:56	TD	2nd/10:19	LSU 20	Guice 3-yd rush
LSU	7	81	3:33	TD	3rd/6:59	LSU 19	Fournette 3-yd rush
LSU	13	84	6:55	FG	4th/7:51	LSU 15	Delahoussaye 19-yd field goal
LSU	2	95	1:01	TD	4th/6:04	LSU 05	Guice 96-yd rush
Mississippi State	4	73	0:47	TD	1st/13:18	MSU 27	Fitzgerald 58-yd rush
Mississippi State	12	74	5:58	TD	1st/1:25	MSU 26	Fitzgerald 18-yd rush
Mississippi State	7	70	2:38	TD	3rd/12:15	MSU 30	Ross 40-yd rec.
Mississippi State	6	76	2:06	TD	3rd/2:52	MSU 24	Fitzgerald 2-yd rush
Mississippi State	7	71	2:45	TD	4th/11:12	MSU 29	Fitzgerald 1-yd rush
Mississippi State	10	64	3:05	TD	4th/2:15	MSU 36	Ross 15-yd rec.
Missouri	3	88	0:57	TD	1st/9:44	MIZ 12	Moore 0-yd fumble rec.
Missouri	9	63	2:57	TD	3rd/11:53	MIZ 37	Strong 2-yd rush
Missouri	6	96	1:47	TD	3rd/2:07	MIZ 04	Johnson 67-yd rec.
Missouri	9	81	3:40	TD	4th/12:48	MIZ 19	Strong 1-yd rush

▶ SCORING DRIVE ANALYSIS

YARDAGE	ARKANSAS		OPPONENTS	
	TD	FG	TD	FG
No Drive	4	--	3	--
Negative Yds.	--	--	--	--
0-9	--	--	--	--
10-19	1	--	3	--
20-29	3	1	3	-1
30-39	2	2	--	1
40-49	2	2	2	2
50-59	5	3	5	2
60-69	6	3	9	2
70-79	13	1	9	--
80-89	6	--	10	1
90-99	6	--	5	--
TOTALS	48	12	49	9

▶ GAME-OPENING DRIVES

OPPONENT	ARKANSAS			OPPONENTS		
	PTS	1STD	YDS	PTS	1STD	YDS
LA Tech	0	2	18	7	3	62
TCU	3	2	55	0	3	71
Texas State	7	6	82	0	1	18
Texas A&M	0	0	6	0	2	40
Alcorn State	3	2	36	0	0	-3
Alabama	0	1	22	0	3	80
Ole Miss	0	0	-13	0	0	0
Auburn	0	1	17	7	1	78
Florida	0	2	34	0	0	0
LSU	0	0	-3	7	3	75
Mississippi State	7	1	75	7	2	73
Missouri	7	1	67	0	0	7
TOTALS	27	18	396	28	18	501

▶ SECOND-HALF OPENING DRIVES

OPPONENT	ARKANSAS			OPPONENTS		
	PTS	1STD	YDS	PTS	1STD	YDS
LA Tech	0	0	-15	3	2	38
TCU	0	0	9	7	3	84
Texas State	7	6	82	3	4	53
Texas A&M	0	7	89	0	5	81
Alcorn State	7	3	55	0	3	41
Alabama	0	0	-3	0	0	67
Ole Miss	0	4	46	0	1	19
Auburn	0	1	19	0	0	5
Florida	0	2	31	0	0	6
LSU	0	1	22	0	0	3
Mississippi State	7	5	79	7	3	70
Missouri	0	4	66	7	2	63
TOTALS	21	33	482	27	23	530



► DRIVE SUPERLATIVES

ARKANSAS		OPPONENTS
Most Plays/Result	19 vs. Texas A&M/Turnover on Downs	16 vs. Texas State/Field Goal
Most Yards/Result	95 vs. Alcorn State/Touchdown	96 vs. Missouri/Touchdown
Most Time/Result	9:55 vs. Texas A&M/Turnover on Downs	6:55 vs. LSU/Field Goal

► THREE-AND-OUTS

ARKANSAS		OPPONENTS
THREE-AND-OUTS/DRIVES	THREE-AND-OUTS/DRIVES	THREE-AND-OUTS/DRIVES
LA Tech	2/11	2/10
TCU	4/15	1/15
Texas State	2/11	7/11
Texas A&M	2/13	2/13
Alcorn State	0/13	3/13
Alabama	3/15	2/15
Ole Miss	3/14	4/13
Auburn	4/13	1/13
Florida	1/13	4/13
LSU	6/13	1/13
Mississippi State	0/12	2/11
Missouri	2/11	2/12
TOTAL	29/154	31/152

► NON-OFFENSIVE SCORES

ARKANSAS (4)	OPPONENTS (3)
Brooks Ellis 47-yd int. return (at TCU)	Tim Williams 23-yd fumble return (Alabama)
Ryan Pulley 25-yd int. return (Texas State)	M. Fitzpatrick 100-yd int. return (Alabama)
Henre' Toliver 70-yd int. return (Alcorn State)	D. Dawson 37-yd int. return (Florida)
Santos Ramirez 24-yd int. return (Florida)	

► SPECIAL TEAMS TACKLES

	TOTAL	KO	PUNT
Ryder Lucas	13	11	2
De'Jon Harris	11	11	0
Cody Hollister	8	6	2
Josh Harris	8	8	0
Damon Mitchell	6	6	0
Byron Keaton	5	5	0
Reid Miller	5	5	0
DJ Dean	4	4	0
Khalia Hackett	4	4	0
Matt Emrich	3	0	3
De'Andre Coley	3	2	1
Santos Ramirez	3	1	2
Jared Collins	3	3	0
Toby Baker	2	0	2
Ryan Pulley	2	2	0
Dwayne Eugene	2	2	0
Henre' Toliver	2	1	1
Jake Hall	1	0	1
Adam McFain	1	1	0
Nate Dalton	1	1	0
Austin Cantrell	1	0	1
Connor Limpert	1	1	0
TOTAL	89	74	15

► ARKANSAS 20-YARD PLUS PLAYS

YARDS	TYPE	PLAYER(S)	OPPONENT
*75	Rush	Devwah Whaley	Alcorn State
73	Pass	Keon Hatcher from Austin Allen	TEXAS STATE
72*	Rush	R. Williams	Mississippi State
*70	INT	Henre' Toliver	Alcorn State
66	Pass	Keon Hatcher from Austin Allen	Missouri
57	Pass	Jared Cornelius from Austin Allen	Alabama
55	Rush	R. Williams	Texas A&M
54	Pass	R. Williams from Austin Allen	LSU
53	Rush	R. Williams	OLE MISS
52	Pass	R. Williams from Austin Allen	Missouri
*51	Pass	Dominique Reed from Austin Allen	OLE MISS
50	Rush	Devwah Whaley	Mississippi State
*47	INT	Brooks Ellis	TCU
44	Pass	Keon Hatcher from Austin Allen	Texas A&M
*44	Pass	Dominique Reed from Austin Allen	LSU
43	Pass	Devwah Whaley from Austin Allen	Florida
43	KR	Deon Stewart	Missouri
42*	Rush	R. Williams	Mississippi State
*41	Rush	R. Williams	Florida
38	Pass	Jared Cornelius from Austin Allen	Texas A&M
38	Pass	Jared Cornelius from Austin Allen	Texas A&M
37	Rush	R. Williams	TCU
37	Pass	Cody Hollister from Austin Allen	Alabama
*35	Pass	Jared Cornelius from Austin Allen	Alcorn State
34	Pass	Drew Morgan from Austin Allen	Mississippi State
34	Rush	Devwah Whaley	LSU
33	PR	Drew Morgan	Alcorn State
33*	Rush	R. Williams	Mississippi State
33	Pass	Keon Hatcher from Austin Allen	Mississippi State
33	Pass	Jared Cornelius from Austin Allen	Texas A&M
32	Pass	Dominique Reed from Austin Allen	TEXAS STATE
32	Pass	Austin Cantrell from Austin Allen	Mississippi State
31	Pass	Jeremy Sprinkle from Austin Allen	Florida
30*	Rush	Devwah Whaley	Missouri
30	KR	Deon Stewart	Missouri
30	Rush	T.J. Hammonds	Mississippi State
29	Pass	Grayson Gunter from Austin Allen	Mississippi State
29	Pass	R. Williams from Austin Allen	Alabama
29	Rush	R. Williams	Alcorn State
29	KR	Deon Stewart	Alabama
*29	Pass	Jared Cornelius from Austin Allen	Alcorn State
29	Pass	Jared Cornelius from Austin Allen	Alabama
28	KR	Deon Stewart	LSU
28	KR	Deon Stewart	Mississippi State
28	KR	Drew Morgan	Alabama
27	KR	Deon Stewart	Missouri
26	Pass	Devwah Whaley from Austin Allen	Florida
*26	Rush	Cody Hollister	Alcorn State
*25	INT	Ryan Pulley	TEXAS STATE
25	Pass	Jeremy Sprinkle from Austin Allen	TCU
25	Rush	R. Williams	Missouri
25	KR	Deon Stewart	Alcorn State
25	KR	Dominique Reed	LA Tech
24	Pass	Drew Morgan from Austin Allen	TCU
*24	INT	Santos Ramirez	Florida
24	Pass	Drew Morgan from Austin Allen	Mississippi State
24	Pass	Jared Cornelius from Austin Allen	Alcorn State
24	Rush	R. Williams	Alcorn State
*24	Pass	Jeremy Sprinkle from Austin Allen	Alabama
24	Pass	Jared Cornelius from Austin Allen	Alabama
24	Pass	Jeremy Sprinkle from Austin Allen	Mississippi State
24	Rush	R. Williams	OLE MISS
24	Pass	Drew Morgan from Austin Allen	TCU
23	Pass	Jeremy Sprinkle from Austin Allen	Texas A&M
23	Rush	R. Williams	Mississippi State
23	Pass	Jeremy Sprinkle from Austin Allen	Mississippi State
23	Pass	Devwah Whaley from Austin Allen	LSU
23	Pass	Drew Morgan from Austin Allen	Alabama
22	Rush	R. Williams	TCU
22	Pass	R. Williams from Austin Allen	Alabama
22	KR	Dominique Reed	TCU
22	Rush	R. Williams	OLE MISS
21	Rush	Cody Hollister	Alcorn State
21	Pass	Drew Morgan from Austin Allen	Texas A&M
21	KR	Dominique Reed	TCU
21	Pass	Drew Morgan from Austin Allen	Florida
20	Pass	Jared Cornelius from Austin Allen	OLE MISS
20	Pass	Drew Morgan from Austin Allen	Florida
20	Pass	Jared Cornelius from Austin Allen	Alabama
20	Pass	Dominique Reed from Austin Allen	Alabama
20	Pass	Jeremy Sprinkle from Austin Allen	LSU

* touchdown scored on play

► ARKANSAS LONG PLAYS BY YARDS

	NO	TD
100+	0	0
90-99	0	0
80-89	0	0
70-79	4	3
60-69	1	0
50-59	8	1
40-49	9	5
30-39	21	3
20-29	58	5
TOTAL	101	17

► ARKANSAS LONG PLAYS BY TYPE

	NO	TD
Rushing	24	7
Passing	56	5
Punt returns	2	0
Kick returns	14	0
Interceptions	5	5
Fumble returns	0	0
Other	0	0
TOTAL	101	17

► ARKANSAS 20-YARD PLUS PLAYS BY PLAYER

PLAYER	NO.	TD	R	P	KR	PR	IR	FR
R. Williams	21	4	17	4	0	0	0	0
Jared Cornelius	15	2	0	14	0	1	0	0
Drew Morgan	13	0	0	11	1	1	0	0
Dominique Reed	10	2	0	5	5	0	0	0
Jeremy Sprinkle	9	1	0	9	0	0	0	0
Devwah Whaley	7	2	4	3	0	0	0	0
Keon Hatcher	7	0	0	6	1	0	0	0
Deon Stewart	7	0	0	0	7	0	0	0
Cody Hollister	3	1	2	1	0	0	0	0
Brooks Ellis	2	2	0	0	0	0	2	0
Santos Ramirez	1	1	0	0	0	0	1	0
Ryan Pulley	1	1	0	0	0	0	1	0
Henre' Toliver	1	1	0	0	0	0	1	0
C. O'Grady	1	0	0	1	0	0	0	0
T.J. Hammonds	1	0	1	0	0	0	0	0
Austin Cantrell	1	0	0	1	0	0	0	0
Grayson Gunter	1	0	0	1	0	0	0	0
TOTAL	101	17	24	56	14	2	5	0

► ARKANSAS LONGEST PLAYS OF THE YEAR

TYPE	YDS	PLAY
Rushing	75	Devwah Whaley vs Alcorn State (10/1/2016)
Rushing Touchdown	75	Devwah Whaley vs Alcorn State (10/1/2016)
Passing	73	Keon Hatcher from Austin Allen vs Texas State (9/17/2016)
Passing Touchdown	51	Dominique Reed from Austin Allen vs. Ole Miss (10/15/2016)
Punt Return	33	Drew Morgan vs Alcorn State (10/1/2016)
Kick Return	43	Deon Stewart vs. Missouri (11/25/2016)
Interception Return	70	Henre' Toliver vs Alcorn State (10/1/2016)
Fumble Return	-	-
Punt	60	Toby Baker vs. Missouri (11/25/16)
Field Goal	54	Adam McFain at Auburn (10/22/16)



► GAME 1

LOUISIANA TECH (0-1).....	20
ARKANSAS (1-0)	21

September 3, 2016 | Fayetteville, Ark.

Donald W. Reynolds Razorback Stadium | Time: 3:00 p.m. | Attendance: 69,132

TV: SEC Network > Beth Mowins (PBP), Anthony Becht (Anayst), Rocky Boiman (Sideline)

LA TECH

RUSHING	Att.	Gain	Lost	Net	TD	Long	Avg.
Jarred Craft	12	68	0	68	1	31	5.7
J'Mar Smith	9	30	20	10	1	9	1.1
Boston Scott	1	2	0	2	0	2	2.0
C. Henderson	1	0	1	-1	0	0	-1.0

PASSING	Comp.	Att.	Yds	TD	Int	Long	Sack
J'Mar Smith	19	31	212	0	1	26	3

RECEIVING	No.	Yds	TD	Long
Trent Taylor	8	78	0	19
C. Henderson	6	71	0	24
Marcus Gaines	2	31	0	24
Jarred Craft	2	28	0	26
Conner Smith	1	4	0	4

PUNTING	No.	Yds	Avg.	Long	I20	50+
Gerald Shouse	3	115	38.3	49	0	0

FIELD GOALS	Made	Att.	Long	Kicks
J. Barnes	2	4	43	Missed 54, Made 43, Made 20, Missed 39

ARKANSAS

RUSHING	Att.	Gain	Lost	Net	TD	Long	Avg.
R. Williams	24	102	6	96	1	14	4.0
Kody Walker	6	24	0	24	0	7	4.0
Jared Cornelius	3	13	0	13	0	8	4.3
Devwah Whaley	2	3	2	1	0	3	0.5
Team	1	0	2	-2	0	0	-2.0
Austin Allen	4	0	26	-26	0	0	-6.5

PASSING	Comp.	Att.	Yds	TD	Int	Long	Sack
Austin Allen	20	29	191	2	2	18	4

RECEIVING	No.	Yds	TD	Long
Keon Hatcher	6	86	0	18
Drew Morgan	5	47	0	18
Jeremy Sprinkle	3	19	1	12
R. Williams	3	15	0	16
Jared Cornelius	1	13	1	13
Dominique Reed	1	6	0	6
Austin Cantrell	1	5	0	5

PUNTING	No.	Yds	Avg.	Long	I20	50+
Toby Baker	4	190	47.5	55	1	2

FIELD GOALS	Made	Att.	Long	Kicks
--				



In his first game action since suffering a season-ending neck injury in 2015, sophomore **RB RAWLEIGH WILLIAMS III** scored Arkansas' first touchdown of the season and went on to rush for a game-high 96 yards on a then career-best 24 carries.

► SCORING SUMMARY

	1st	2nd	3rd	4th	Final
Louisiana Tech	7	7	6	0	20
Arkansas	7	7	0	7	21

	Qtr.	Time	Scoring Play
LA Tech	1st	9:11	J'Mar Smith 9 yd run (J. Barnes Kick)
Arkansas	1st	2:52	R. Williams 6 yd run (Hedlund Kick)
Arkansas	2nd	7:01	J. Cornelius 13 yd pass from Allen (Hedlund Kick)
LA Tech	2nd	1:40	Jarred Craft 1 yd run (J. Barnes Kick)
LA Tech	3rd	11:14	J. Barnes 43 yd field goal
LA Tech	3rd	4:58	J. Barnes 20 yd field goal
Arkansas	4th	6:37	J. Sprinkle 4 yd pass from Allen (Hedlund Kick)

► TEAM STATS

	LA TECH	ARKANSAS
FIRST DOWNS	16	21
RUSHES-YARDS (NET)	23-79	40-106
PASSING YDS (NET)	212	191
Comp-Passes Att-Int	19-31-1	20-29-2
TOTAL OFFENSE PLAYS-YARDS	54-291	69-297
Fumble Returns-Yards	0-0	0-0
Punt Returns-Yards	2-39	1-0
Kickoff Returns-Yards	3-84	2-42
Interception Returns-Yards	2-34	1-3
Punts (Number-Avg)	3-38.3	4-47.5
Fumbles-Lost	1-0	1-0
Penalties-Yards	3-20	4-35
Possession Time	23:19	36:41
Third-Down Conversions	5 of 11	3 of 12
Fourth-Down Conversions	0 of 0	3 of 3
Red-Zone Scores-Chances	3-3	3-4
Sacks By: Number-Yards	4-26	3-20

► GAME 2

ARKANSAS (2-0) 41

NO. 15/12 TCU (1-1) 38

September 10, 2016 | Fort Worth, Texas

Amon G. Carter Stadium | Time: 6:00 p.m. | Attendance: 48,091

TV: ESPN > Joe Tessitore (PBP), Todd Blackledge (Analyst), Holly Rowe (Sideline)

ARKANSAS

RUSHING	Att.	Gain	Lost	Net	TD	Long	Avg.
R. Williams	28	146	0	137	0	37	4.9
Kody Walker	7	20	1	19	0	6	2.7
Dominique Reed	2	18	0	18	0	15	9.0
Devwah Whaley	2	5	0	5	0	5	2.5
Austin Allen	3	8	6	2	1	5	0.7
Team	1	0	1	-1	0	0	-1.0

PASSING	Comp.	Att.	Yds	TD	Int	Long	Sack
Austin Allen	17	29	233	3	0	25	1

RECEIVING	No.	Yds	TD	Long
Drew Morgan	7	93	1	24
Jeremy Sprinkle	3	58	1	25
Keon Hatcher	2	22	1	16
Jared Cornelius	2	17	0	17
Hayden Johnson	1	18	0	18
Dominique Reed	1	11	0	11
Austin Cantrell	1	4	0	4

PUNTING	No.	Yds	Avg.	Long	I20	50+
Toby Baker	6	304	50.7	59	1	5

FIELD GOALS	Made	Att.	Long	Kicks
Cole Hedlund	2	3	38	Made 38, Made 27, Missed 22

TCU

RUSHING	Att.	Gain	Lost	Net	TD	Long	Avg.
Kenny Hill	15	111	18	93	2	26	6.2
Kyle Hicks	11	49	0	49	2	9	4.5
Derrick Green	5	31	0	31	0	14	6.2
Deante Gray	1	22	0	22	0	19	22.0

PASSING	Comp.	Att.	Yds	TD	Int	Long	Sack
Kenny Hill	36	56	377	1	1	57	3
Team	0	2	0	0	0	0	0

RECEIVING	No.	Yds	TD	Long
Kyle Hicks	8	92	0	31
K. Turpin	7	126	0	57
Ty Slanina	7	75	0	18
Desmon White	5	16	0	5
Deante Gray	3	17	0	9
Emanuel Porter	2	10	0	14
John Diarse	1	18	0	18
Taj Williams	1	13	1	13
Daniel Walsh	1	7	0	7
Sewo Olonilu	1	3	0	3

PUNTING	No.	Yds	Avg.	Long	I20	50+
Adam Nunez	5	199	39.8	49	1	0

FIELD GOALS	Made	Att.	Long	Kicks
Ryan Graf	1	2	37	Missed 28, Made 37



Senior **LB BROOKS ELLIS'** 47-yard interception return for a touchdown gave Arkansas a 13-0 lead at the half. Ellis finished with 13 stops, including a career-high three for loss, and had at least one tackle in eight of TCU's first nine drives.

► SCORING SUMMARY

	1st	2nd	3rd	4th	OT1	OT2	Final
Arkansas	3	10	7	8	7	6	41
TCU	0	0	7	21	7	3	38

	Qtr.	Time	Scoring Play
Arkansas	1st	11:40	Cole Hedlund 38 yd field goal
Arkansas	2nd	12:07	Cole Hedlund 27 yd field goal
Arkansas	2nd	10:09	Brooks Ellis 47 yd interception return (Hedlund Kick)
TCU	3rd	11:58	Kyle Hicks 9 yd run (Graf Kick)
Arkansas	3rd	4:27	Drew Morgan 13 yd pass from Allen (Hedlund Kick)
TCU	4th	9:44	Kenny Hill 1 yd run (Graf Kick)
TCU	4th	7:15	Kyle Hicks 7 yd run (Graf Kick)
TCU	4th	2:05	Kenny Hill 5 yd run (Graf Kick)
Arkansas	4th	1:03	Keon Hatcher 16 yard pass from Allen (2PT)
Arkansas	OT	15:00	Jeremy Sprinkle 19 yd pass from Allen (Hedlund Kick)
TCU	OT	15:00	Taj Williams 13 yd pass from Hill (Graf Kick)
TCU	OT	15:00	Graf 37 yd field goal
Arkansas	OT	15:00	Austin Allen 5 yd run

► TEAM STATS

	ARKANSAS	TCU
FIRST DOWNS	20	25
RUSHES-YARDS (NET)	43-180	32-195
PASSING YDS (NET)	223	377
Comp-Passes Att-Int	17-29-0	36-58-1
TOTAL OFFENSE PLAYS-YARDS	72-403	90-572
Fumble Returns-Yards	0-0	0-0
Punt Returns-Yards	2-35	2-33
Kickoff Returns-Yards	4-77	5-155
Interception Returns-Yards	1-47	0-0
Punts (Number-Avg)	6-50.7	5-39.8
Fumbles-Lost	0-0	1-1
Penalties-Yards	5-45	9-95
Possession Time	33:07	26:53
Third-Down Conversions	7 of 16	12 of 19
Fourth-Down Conversions	0 of 0	1 of 1
Red-Zone Scores-Chances	6-7	6-7
Sacks By: Number-Yards	3-18	1-6



► GAME 3

TEXAS STATE (1-1)3
NO. 24/24 ARKANSAS (3-0).....42

September 17, 2016 | Fayetteville, Ark.
 Donald W. Reynolds Razorback Stadium | Time: 6:30 p.m. | Attendance: 69,132
 TV: SECN Alt. > Roy Philpott (PBP), Clint Stoerner (Anayst), Dawn Davenport (Sideline)

TEXAS STATE

RUSHING	Att.	Gain	Lost	Net	TD	Long	Avg.
S. Mayberry	10	34	0	34	0	6	3.4
Eddie Printz	2	19	0	19	0	13	9.5
J. Worrell	4	2	0	2	0	2	0.5
Tyler Jones	10	8	41	-33	0	4	-3.3

PASSING	Comp.	Att.	Yds	TD	Int	Long	Sack
Tyler Jones	11	26	83	0	1	24	4

RECEIVING	No.	Yds	TD	Long
S. Mayberry	3	13	0	6
T. Morbley	2	19	0	10
Gabe Schrade	2	12	0	8
Tyler Watts	2	6	0	4
Elijah King	1	24	0	24
Eric Luna	1	9	0	9

PUNTING	No.	Yds	Avg.	Long	I20	50+
Lumi Kaba	8	365	45.6	57	4	3

FIELD GOALS	Made	Att.	Long	Kicks
James Sherman	1	1	39	Made 39

ARKANSAS

RUSHING	Att.	Gain	Lost	Net	TD	Long	Avg.
R. Williams	19	122	1	121	2	18	6.4
Devwah Whaley	11	50	0	50	0	9	4.5
Kody Walker	7	23	0	23	1	12	3.3
Dominique Reed	1	15	0	15	0	15	15.0
Austin Allen	4	21	6	15	0	8	3.8
Damon Mitchell	2	2	0	2	0	2	1.0

PASSING	Comp.	Att.	Yds	TD	Int	Long	Sack
Austin Allen	16	21	241	2	0	73	1
Ty Storey	0	1	0	0	0	0	0

RECEIVING	No.	Yds	TD	Long
Keon Hatcher	3	96	1	73
Cody Hollister	3	38	0	19
Drew Morgan	3	28	0	15
Jeremy Sprinkle	3	20	1	10
Dominique Reed	2	36	0	32
Austin Cantrell	1	12	0	12
Kody Walker	1	11	0	11

PUNTING	No.	Yds	Avg.	Long	I20	50+
Toby Baker	2	80	40.0	50	2	1
Blake Johnson	2	94	47.0	48	1	0

FIELD GOALS	Made	Att.	Long	Kicks
--				



Junior **JEREMIAH LEDBETTER** recorded 1.5 sacks to help Arkansas limit Texas State to just 105 total yards, including 22 on the ground. The Bobcats had just one first down in their first seven possessions, as the Razorbacks took a 35-0 lead into the half.

► SCORING SUMMARY

	1st	2nd	3rd	4th	Final
Texas State	0	0	3	0	3
Arkansas	14	21	7	0	42

	Qtr.	Time	Scoring Play
Arkansas	1st	9:15	Keon Hatcher 9 yd pass from Allen (Hedlund Kick)
Arkansas	1st	4:36	Kody Walker 1 yd run (Hedlund Kick)
Arkansas	2nd	11:31	Ryan Pulley 25 yd interception return (Hedlund Kick)
Arkansas	2nd	5:22	J. Sprinkle 10 yd pass from Allen (Hedlund Kick)
Arkansas	2nd	0:44	R. Williams 1 yd run (Hedlund Kick)
Texas State	3rd	9:56	James Sherman 39 yd field goal
Arkansas	3rd	1:02	R. Williams 15 yd run (Hedlund Kick)

► TEAM STATS

	TEXAS STATE	ARKANSAS
FIRST DOWNS	8	26
RUSHES-YARDS (NET)	26-22	44-226
PASSING YDS (NET)	83	241
Comp-Passes Att-Int	11-26-1	16-22-0
TOTAL OFFENSE PLAYS-YARDS	52-105	66-467
Fumble Returns-Yards	0-0	0-0
Punt Returns-Yards	1-1	2-1
Kickoff Returns-Yards	3-53	2-26
Interception Returns-Yards	0-0	1-25
Punts (Number-Avg)	8-45.6	4-43.5
Fumbles-Lost	0-0	1-1
Penalties-Yards	5-45	7-40
Possession Time	20:31	34:29
Third-Down Conversions	3 of 14	4 of 9
Fourth-Down Conversions	1 of 1	1 of 1
Red-Zone Scores-Chances	1-1	5-5
Sacks By: Number-Yards	1-6	4-40

► GAME 4

NO. 17/18 ARKANSAS (3-1, 0-1) 24

NO. 10/13 TEXAS A&M (4-0, 2-0) 45

September 24, 2016 | Arlington, Texas

AT&T Stadium | Time: 8:15 p.m. | Attendance: 48,091

TV: ESPN > Joe Tessitore (PBP), Todd Blackledge (Analyst), Holly Rowe (Sideline)

ARKANSAS

RUSHING	Att.	Gain	Lost	Net	TD	Long	Avg.
R. Williams	17	89	19	79	1	55	4.6
Devwah Whaley	9	36	7	29	0	16	3.2
Kody Walker	4	23	0	23	0	17	5.8
Jared Cornelius	1	7	0	7	0	7	7.0
Kendrick Jackson	1	0	0	0	0	0	0.0
Team	1	0	1	-1	0	0	-1.0
Keon Hatcher	1	0	5	-5	0	0	-5.0
Dominique Reed	1	0	6	-6	0	0	-6.0
Austin Allen	5	7	13	-6	0	4	-1.2

PASSING	Comp.	Att.	Yds	TD	Int	Long	Sack
Austin Allen	28	42	371	2	0	44	1

RECEIVING	No.	Yds	TD	Long
Drew Morgan	9	86	0	21
Jared Cornelius	7	126	1	38
Jeremy Sprinkle	4	46	0	23
Keon Hatcher	3	77	1	44
Cody Hollister	3	39	0	19
Kendrick Jackson	1	1	0	1
R. Williams	1	-4	0	0

PUNTING	No.	Yds	Avg.	Long	I20	50+
Toby Baker	3	118	39.3	46	1	0

FIELD GOALS	Made	Att.	Long	Kicks
Cole Hedlund	1	1	25	Made 25

TEXAS A&M

RUSHING	Att.	Gain	Lost	Net	TD	Long	Avg.
Trevor Knight	10	168	11	157	2	62	15.7
Trayveon Williams	12	153	0	153	2	33	12.8
Keith Ford	10	60	5	55	0	27	5.5
James White	1	6	0	6	0	6	6.0
Kendall Bussey	2	1	0	1	0	1	0.5
Team	2	0	6	-6	0	0	-3.0

PASSING	Comp.	Att.	Yds	TD	Int	Long	Sack
Trevor Knight	12	22	225	2	0	92	1

RECEIVING	No.	Yds	TD	Long
Josh Reynolds	4	141	1	92
Christian Kirk	3	25	1	9
Trayveon Williams	3	5	0	9
Ricky Seals-Jones	1	47	0	47
Frank Iheanacho	1	7	0	7

PUNTING	No.	Yds	Avg.	Long	I20	50+
Shane Tripucka	2	95	47.5	50	1	1

FIELD GOALS	Made	Att.	Long	Kicks
Daniel LaCamera	1	2	48	Missed 36, Made 48



Junior **QB AUSTIN ALLEN** threw for a career-high 371 yards, including 156 yards in the fourth quarter alone. Allen's 371 yards through the air are the 10th-most in an SEC game in program history, while he extended his streak of attempts without an interception to 102.

► SCORING SUMMARY

	1st	2nd	3rd	4th	Final
Arkansas	7	10	0	7	24
Texas A&M	0	17	7	21	45

	Qtr.	Time	Scoring Play
Arkansas	1st	12:29	Keon Hatcher 15 yd pass from Allen (Hedlund Kick)
Texas A&M	2nd	14:52	Trevor Knight 42 yd run (LaCamera Kick)
Arkansas	2nd	9:59	Hedlund 25 yd field goal
Texas A&M	2nd	4:42	LaCamera 48 yd field goal
Arkansas	2nd	1:31	R. Williams 8 yd run (Hedlund Kick)
Texas A&M	2nd	0:13	Trevor Knight 48 yd run (LaCamera Kick)
Texas A&M	3rd	1:33	Josh Reynolds 92 yd pass from Knight (LaCamera Kick)
Texas A&M	4th	11:54	Trayveon Williams 33 yd run (LaCamera Kick)
Texas A&M	4th	10:25	Christian Kirk 9 yd pass from Knight (LaCamera Kick)
Arkansas	4th	6:21	Jared Cornelius 5 yd pass from Allen (Hedlund Kick)
Texas A&M	4th	4:57	Trayveon Williams 22 yd run (LaCamera Kick)

► TEAM STATS

	ARKANSAS	TEXAS A&M
FIRST DOWNS	27	22
RUSHES-YARDS (NET)	40-120	37-366
PASSING YDS (NET)	371	225
Comp-Passes Att-Int	28-42-0	12-22-0
TOTAL OFFENSE PLAYS-YARDS	82-491	59-591
Fumble Returns-Yards	0-0	0-0
Punt Returns-Yards	1-(-1)	1-(-14)
Kickoff Returns-Yards	1-15	4-84
Interception Returns-Yards	0-0	0-0
Punts (Number-Avg)	3-39.3	2-47.5
Fumbles-Lost	3-3	3-2
Penalties-Yards	7-62	7-55
Possession Time	39:45	20:15
Third-Down Conversions	9 of 16	8 of 12
Fourth-Down Conversions	1 of 3	0 of 0
Red-Zone Scores-Chances	4-7	1-3
Sacks By: Number-Yards	1-5	1-9



► GAME 5

ALCORN STATE (1-3)10
NO. 20/22 ARKANSAS (4-1)..... 52

October 1, 2016 | Little Rock, Ark.
 War Memorial Stadium | Time: 11:01 a.m. | Attendance: 46,988
 TV: SECN Alt. > Mike Morgan (PBP), Clint Stoerner (Anayst), Kevin Weidl (Sideline)

ALCORN STATE

RUSHING	Att.	Gain	Lost	Net	TD	Long	Avg.
Arron Baker	13	93	8	85	0	46	6.5
Noah Johnson	10	80	25	55	1	53	5.5
De'Lance Turner	11	25	4	21	0	6	1.9
Silas Spearman	3	4	5	-1	0	3	-0.3
TEAM	1	0	5	-5	0	0	-5.0

PASSING	Comp.	Att.	Yds	TD	Int	Long	Sack
Noah Johnson	13	19	158	0	2	39	2

RECEIVING	No.	Yds	TD	Long
Jabor McKenzie	7	88	0	28
LaDarrien Davis	2	9	0	8
Jalen Walker	1	39	0	39
Collins Moore	1	11	0	11
Arron Baker	1	7	0	7
Norlando Veals	1	4	0	4

PUNTING	No.	Yds	Avg.	Long	I20	50+
Haiden McCraney	5	211	42.2	51	2	1

FIELD GOALS	Made	Att.	Long	Kicks
Haiden McCraney	1	2	43	Made 43, Missed 41

ARKANSAS

RUSHING	Att.	Gain	Lost	Net	TD	Long	Avg.
Devwah Whaley	9	136	1	135	1	75	15.0
R. Williams	13	126	0	126	0	29	9.7
Cody Hollister	2	48	0	48	1	26	24.0
T.J. Hammonds	5	29	0	29	1	13	5.8
Damon Mitchell	4	12	0	12	0	7	3.0
Kody Walker	2	6	0	6	0	6	3.0
C. McPherson	2	4	0	4	0	2	2.0
Ty Storey	1	0	7	-7	0	0	-7.0

PASSING	Comp.	Att.	Yds	TD	Int	Long	Sack
Austin Allen	13	18	206	3	0	35	0

RECEIVING	No.	Yds	TD	Long
Jared Cornelius	4	106	2	35
Drew Morgan	4	47	0	17
Jeremy Sprinkle	2	14	0	9
Deon Stewart	1	15	0	15
Austin Cantrell	1	14	0	14
L. Pettway	1	10	1	10

PUNTING	No.	Yds	Avg.	Long	I20	50+
---------	-----	-----	------	------	-----	-----

FIELD GOALS	Made	Att.	Long	Kicks
Cole Hedlund	1	2	25	Made 25, Missed 44



Freshman **RB DEVWAH WHALEY'S** 75-yard touchdown run highlighted Arkansas' 353 yards on the ground against Alcorn State. Whaley reached the 100-yard plateau for the first time in his career and was joined by Rawleigh Williams.

► SCORING SUMMARY

	1st	2nd	3rd	4th	Final
Alcorn State	0	7	3	0	10
Arkansas	24	0	14	14	52

	Qtr.	Time	Scoring Play
Arkansas	1st	12:11	Hedlund 25 yd field goal
Arkansas	1st	9:03	Jared Cornelius 29 yd pass from Allen (Hedlund kick)
Arkansas	1st	7:22	Devwah Whaley 75 yd run (Hedlund kick)
Arkansas	1st	0:17	Jared Cornelius 35 yd pass from Allen (Hedlund kick)
Alcorn State	2nd	10:44	Noah Johnson 12 yd run (McCraney kick)
Arkansas	3rd	9:42	Henre' Tolliver 70 yd interception return (Hedlund kick)
Arkansas	3rd	5:44	Cody Hollister 26 yd run (Hedlund kick)
Alcorn State	3rd	3:40	McCraney 43 yd field goal
Arkansas	4th	13:49	L. Pettway 10 yd pass from Allen (Hedlund kick)
Arkansas	4th	6:36	TJ Hammonds 5 yd run (Hedlund kick)

► TEAM STATS

	ALCORN STATE	ARKANSAS
FIRST DOWNS	15	25
RUSHES-YARDS (NET)	38-155	38-353
PASSING YDS (NET)	158	206
Comp-Passes Att-Int	13-19-2	13-18-0
TOTAL OFFENSE PLAYS-YARDS	57-313	56-559
Fumble Returns-Yards	0-0	0-0
Punt Returns-Yards	0-0	1-33
Kickoff Returns-Yards	6-125	2-29
Interception Returns-Yards	0-0	2-72
Punts (Number-Avg)	5-42.2	0-0.0
Fumbles-Lost	3-2	1-1
Penalties-Yards	3-15	4-45
Possession Time	31:55	28:05
Third-Down Conversions	4 of 11	2 of 7
Fourth-Down Conversions	0 of 0	0 of 2
Red-Zone Scores-Chances	2-4	4-4
Sacks By: Number-Yards	0-0	2-19

► GAME 6

NO. 1/1 ALABAMA (6-0, 3-0) 49

NO. 16/17 ARKANSAS (4-2, 0-2) 30

October 8, 2016 | Fayetteville, Ark.

Donald W. Reynolds Razorback Stadium | Time: 6:05 p.m. | Attendance: 75,459

TV: ESPN > Joe Tessitore (PBP), Todd Blackledge (Analyst), Holly Rowe (Sideline)

ALABAMA

RUSHING	Att.	Gain	Lost	Net	TD	Long	Avg.
Damien Harris	13	128	6	122	0	57	9.4
Joshua Jacobs	3	57	0	57	0	56	19.0
Bo Scarbrough	8	21	1	20	2	6	2.5
B.J. Emmons	3	9	0	9	0	5	3.0

PASSING	Comp.	Att.	Yds	TD	Int	Long	Sack
Jalen Hurts	13	17	253	2	1	67	0

RECEIVING	No.	Yds	TD	Long
A. Stewart	5	120	0	67
Calvin Ridley	3	14	1	9
Damien Harris	2	60	1	56
M. Forristall	1	32	0	32
O.J. Howard	1	21	0	21
Gehrig Dieter	1	6	0	6

PUNTING	No.	Yds	Avg.	Long	I20	50+
JK Scott	4	206	51.5	63	2	2

FIELD GOALS	Made	Att.	Long	Kicks
-------------	------	------	------	-------

ARKANSAS

RUSHING	Att.	Gain	Lost	Net	TD	Long	Avg.
R. Williams	12	46	0	46	1	14	3.8
Devwah Whaley	5	21	0	21	0	10	4.2
Kody Walker	4	17	2	15	0	11	3.8
Jared Cornelius	1	8	0	8	0	8	8.0
Drew Morgan	1	0	1	-1	0	0	-1.0
Austin Allen	12	39	49	-10	0	18	-0.8

PASSING	Comp.	Att.	Yds	TD	Int	Long	Sack
Austin Allen	25	48	400	3	3	57	6

RECEIVING	No.	Yds	TD	Long
Jared Cornelius	5	146	0	57
Drew Morgan	5	43	0	23
Keon Hatcher	4	39	2	16
Jeremy Sprinkle	3	37	1	24
R. Williams	2	51	0	29
Cody Hollister	2	43	0	37
Kody Walker	2	10	0	8
Dominique Reed	1	20	0	20
Austin Cantrell	1	11	0	11

PUNTING	No.	Yds	Avg.	Long	I20	50+
Toby Baker	4	211	52.8	57	1	3

FIELD GOALS	Made	Att.	Long	Kicks
Adam McFain	1	1	25	Made 25



With his five catches for 146 yards against Alabama, junior **WR JARED CORNELIUS** became just the third player in program history to record three straight 100-yard receiving games. Cornelius leads the SEC in yards per catch (21.47).

► SCORING SUMMARY

	1st	2nd	3rd	4th	Final
Alabama	14	21	7	7	49
Arkansas	7	10	7	6	30

	Qtr.	Time	Scoring Play
Alabama	1st	7:27	Jalen Hurts 5 yd run (Griffith kick)
Alabama	1st	5:25	Jalen Hurts 6 yd run (Griffith kick)
Arkansas	1st	1:54	Jeremy Sprinkle 24 yd pass from Allen (McFain kick)
Alabama	2nd	12:25	Tim Williams 23 yd fumble recovery (Griffith kick)
Alabama	2nd	8:53	56 yd pass from Hurts (Griffith kick)
Arkansas	2nd	2:56	McFain 25 yd field goal
Alabama	2nd	1:25	Bo Scarbrough 21 yd run (Griffith kick)
Arkansas	2nd	0:29	Keon Hatcher 16 yd pass from Allen (McFain kick)
Alabama	3rd	11:10	Calvin Ridley 4 yd pass from Hurts (Griffith kick)
Arkansas	3rd	3:57	Keon Hatcher 10 yd pass from Allen (McFain kick)
Alabama	4th	10:18	M. Fitzpatrick 100 yd interception return (Griffith kick)
Arkansas	4th	3:18	R. Williams 3 yd run (Allen pass failed)

► TEAM STATS

	ALABAMA	ARKANSAS
FIRST DOWNS	16	25
RUSHES-YARDS (NET)	34-264	36-73
PASSING YDS (NET)	253	400
Comp-Passes Att-Int	13-17-1	25-48-3
TOTAL OFFENSE PLAYS-YARDS	51-517	84-473
Fumble Returns-Yards	1-23	0-0
Punt Returns-Yards	2-12	0-0
Kickoff Returns-Yards	5-90	4-87
Interception Returns-Yards	3-114	1-8
Punts (Number-Avg)	4-51.5	4-52.8
Fumbles-Lost	3-2	3-2
Penalties-Yards	7-86	6-60
Possession Time	22:53	37:07
Third-Down Conversions	4 of 8	8 of 16
Fourth-Down Conversions	1 of 3	1 of 2
Red-Zone Scores-Chances	3-4	4-5
Sacks By: Number-Yards	6-49	0-0



► GAME 7

NO. 12/13 OLE MISS (3-3, 1-2) 30

NO. 22/22 ARKANSAS (5-2, 1-2)..... 34

October 15, 2016 | Fayetteville, Ark.

Donald W. Reynolds Razorback Stadium | Time: 6:10 p.m. | Attendance: 73,786

TV: ESPN > Joe Tessitore (PBP), Todd Blackledge (Analyst), Holly Rowe (Sideline)

OLE MISS

RUSHING	Att.	Gain	Lost	Net	TD	Long	Avg.
Chad Kelly	14	99	10	89	2	23	6.4
Akeem Judd	11	41	0	41	1	13	3.7
Eugene Brazley	6	20	0	20	0	7	3.3

PASSING	Comp.	Att.	Yds	TD	Int	Long	Sack
Chad Kelly	18	39	253	1	1	35	2

RECEIVING	No.	Yds	TD	Long
Evan Engram	7	111	1	35
Q. Adeboyejo	4	61	0	22
Markell Pack	3	26	0	18
D. Stringfellow	2	26	0	16
Van Jefferson	1	16	0	16
A.J. Brown	1	13	0	13

PUNTING	No.	Yds	Avg.	Long	I20	50+
Gary Wunderlich	2	78	39.0	41	0	0
Will Gleeson	2	83	41.5	47	1	0
Chad Kelly	1	40	40.0	40	0	0

FIELD GOALS	Made	Att.	Long	Kicks
Gary Wunderlich	1	1	33	Made 33

ARKANSAS

RUSHING	Att.	Gain	Lost	Net	TD	Long	Avg.
R. Williams	27	180	0	180	0	53	6.7
Devwah Whaley	11	66	1	65	0	18	5.9
Jared Cornelius	2	17	0	17	1	11	8.5
Keon Hatcher	2	8	0	8	0	6	4.0
Austin Allen	6	5	29	-24	0	3	-4.0
Team	3	-22	24	-46	0	0	-15.3

PASSING	Comp.	Att.	Yds	TD	Int	Long	Sack
Austin Allen	19	32	229	3	1	51	3

RECEIVING	No.	Yds	TD	Long
Drew Morgan	4	34	1	13
Dominique Reed	3	65	1	51
Jared Cornelius	3	40	0	20
Keon Hatcher	3	34	0	13
R. Williams	2	18	1	16
Austin Cantrell	2	14	0	14
Cody Hollister	1	19	0	19
Jeremy Sprinkle	1	5	0	5

PUNTING	No.	Yds	Avg.	Long	I20	50+
Toby Baker	5	231	46.2	54	3	2

FIELD GOALS	Made	Att.	Long	Kicks
Adam McFain	2	2	43	Made 43, Made 36



Highlighted by three runs of 20-plus yards, sophomore **RB RAWLEIGH WILLIAMS** took the SEC rushing lead following a career-high 180-yard performance against No. 12 Ole Miss. His 180 yards rushing were the most by a Razorback in an SEC game since November of 2010.

► SCORING SUMMARY

	1st	2nd	3rd	4th	Final
Ole Miss	6	14	0	10	30
Arkansas	14	6	7	7	34

	Qtr.	Time	Scoring Play
Arkansas	1st	10:33	Dominique Reed 51 yd pass from Allen (McFain kick)
Ole Miss	1st	7:26	Evan Engram 13 yd pass from Kelly (Wunderlich kick failed)
Arkansas	1st	6:08	Morgan 13 yd pass from Allen (McFain kick)
Arkansas	2nd	14:13	McFain 43 yd field goal
Ole Miss	2nd	11:50	Akeem Judd 2 yd run (Wunderlich kick)
Arkansas	2nd	5:21	McFain 36 yd field goal
Ole Miss	2nd	1:24	Kelly 8 yd run (Wunderlich kick)
Arkansas	3rd	3:29	R. Williams 2 yd pass from Allen (McFain kick)
Ole Miss	4th	14:49	Wunderlich 33 yd field goal
Ole Miss	4th	9:00	Kelly 17 yd run (Wunderlich kick)
Arkansas	4th	2:20	Jared Cornelius 6 yd run (McFain kick)

► TEAM STATS

	OLE MISS	ARKANSAS
FIRST DOWNS	20	27
RUSHES-YARDS (NET)	31-150	51-200
PASSING YDS (NET)	253	229
Comp-Passes Att-Int	18-39-1	19-32-1
TOTAL OFFENSE PLAYS-YARDS	70-403	83-429
Fumble Returns-Yards	0-0	0-0
Punt Returns-Yards	1-0	2-5
Kickoff Returns-Yards	4-87	2-26
Interception Returns-Yards	1-17	1-0
Punts (Number-Avg)	5-40.2	5-46.2
Fumbles-Lost	2-0	1-0
Penalties-Yards	4-45	6-71
Possession Time	19:22	40:38
Third-Down Conversions	6 of 14	5 of 16
Fourth-Down Conversions	0 of 2	1 of 1
Red-Zone Scores-Chances	5-5	4-5
Sacks By: Number-Yards	3-27	2-9

► GAME 8

NO. 17/17 ARKANSAS (5-3, 1-3)3

NO. 21/24 AUBURN (5-2, 3-1) 56

October 22, 2016 | Auburn, Ala.

Jordan-Hare Stadium | Time: 5:01 p.m. | Attendance: 87,451

TV: ESPN > Joe Tessitore (PBP), Todd Blackledge (Analyst), Holly Rowe (Sideline)

ARKANSAS

RUSHING	Att.	Gain	Lost	Net	TD	Long	Avg.
R. Williams	13	28	6	22	0	8	1.7
Devwah Whaley	8	15	4	11	0	5	1.4
T.J. Hammonds	4	10	8	2	0	7	0.5
Austin Allen	4	11	15	-4	0	11	-1.0
Ty Storey	1	0	10	-10	0	0	-10.0

PASSING	Comp.	Att.	Yds	TD	Int	Long	Sack
Austin Allen	17	30	187	0	1	19	3
Ty Storey	1	3	3	0	0	3	1

RECEIVING	No.	Yds	TD	Long
Keon Hatcher	7	81	0	17
Drew Morgan	4	42	0	19
R. Williams	2	19	0	10
Jared Cornelius	2	17	0	9
Austin Cantrell	2	15	0	9
Jeremy Sprinkle	1	16	0	16

PUNTING	No.	Yds	Avg.	Long	I20	50+
Toby Baker	10	415	41.5	58	2	3

FIELD GOALS	Made	Att.	Long	Kicks
Adam McFain	1	1	54	Made 54

AUBURN

RUSHING	Att.	Gain	Lost	Net	TD	Long	Avg.
Kamryn Pettway	27	192	0	192	2	27	7.1
Eli Stove	3	94	0	94	1	78	31.3
Kam Martin	7	80	0	80	1	51	11.4
Stanton Truitt	8	78	0	78	2	31	9.8
Sean White	4	61	0	61	1	41	15.2
John Franklin	7	39	0	39	0	11	5.6
TEAM	1	0	1	-1	0	0	-1.0

PASSING	Comp.	Att.	Yds	TD	Int	Long	Sack
Sean White	6	11	77	1	0	45	0
John Franklin	1	1	12	0	0	12	0

RECEIVING	No.	Yds	TD	Long
Ryan Davis	3	15	0	7
Stanton Tuitt	1	45	1	45
Eli Stove	1	12	0	12
N. Craig-Myers	1	10	0	10
Chandler Cox	1	7	0	7

PUNTING	No.	Yds	Avg.	Long	I20	50+
Kevin Phillips	3	119	39.7	53	1	1

FIELD GOALS	Made	Att.	Long	Kicks
-------------	------	------	------	-------



During his seven-catch performance at Auburn, **WR KEON HATCHER** surpassed 1,500 yards receiving. Hatcher is just one touchdown reception away from cracking the top 5 in program history and has 114 career receptions.

► SCORING SUMMARY

	1st	2nd	3rd	4th	Final
Arkansas	0	3	0	0	3
Auburn	21	7	14	14	56

	Qtr.	Time	Scoring Play
Auburn	1st	11:00	Eli Stove 78 yd run (Carlson kick)
Auburn	1st	3:00	Kamryn Pettway 9 yd run (Carlson kick)
Auburn	1st	0:57	Stanton Truitt 20 yd run (Carlson kick)
Auburn	2nd	1:28	Stanton Truitt 45 yd pass from White (Carlson kick)
Arkansas	2nd	0:00	Adam McFain 54 yd field goal
Auburn	3rd	6:06	Sean White 1 yd run (Carlson kick)
Auburn	3rd	0:42	Kamryn Pettway 23 yd run (Carlson kick)
Auburn	4th	12:25	Stanton Truitt 31 yd run (Carlson kick)
Auburn	4th	4:27	Kam Martin 51 yd run (Carlson kick)

► TEAM STATS

	ARKANSAS	AUBURN
FIRST DOWNS	14	26
RUSHES-YARDS (NET)	31-25	57-543
PASSING YDS (NET)	190	89
Comp-Passes Att-Int	18-33-1	7-12-0
TOTAL OFFENSE PLAYS-YARDS	64-215	69-632
Fumble Returns-Yards	0-0	0-0
Punt Returns-Yards	0-0	2-11
Kickoff Returns-Yards	2-29	0-0
Interception Returns-Yards	0-0	1-0
Punts (Number-Avg)	10-41.5	3-39.7
Fumbles-Lost	1-1	0-0
Penalties-Yards	4-29	2-10
Possession Time	32:37	27:23
Third-Down Conversions	3 of 15	7 of 12
Fourth-Down Conversions	0 of 1	1 of 2
Red-Zone Scores-Chances	0-0	3-3
Sacks By: Number-Yards	0-0	4-25



► GAME 9

NO. 11 FLORIDA (6-2, 4-2).....10
ARKANSAS (6-3, 2-3).....31

November 5, 2016 | Fayetteville, Ark.

Donald W. Reynolds Razorback Stadium | Time: 2:37 p.m. | Attendance: 74,432

TV: CBS > Brad Nessler (PBP), Aaron Taylor (Analyst), John Schriffen (Sideline)

FLORIDA

RUSHING	Att.	Gain	Lost	Net	TD	Long	Avg.
M. Thompson	3	21	2	19	0	21	6.3
J. Scarlett	5	16	1	15	0	9	3.0
L. Perine	3	7	4	3	0	4	1.0
L. Del Rio	3	0	25	-25	0	0	-8.3

PASSING	Comp.	Att.	Yds	TD	Int	Long	Sack
L. Del Rio	19	37	229	0	2	25	3

RECEIVING	No.	Yds	TD	Long
A. Callaway	4	44	0	14
B. Powell	2	41	0	21
A. Fulwood	2	38	0	22
J. Cronkrite	2	25	0	21
M. Thompson	2	20	0	15
J. Scarlett	2	14	0	13
D. Goolsby	2	3	0	3
J. Hammond	1	25	0	25
C. Lewis	1	17	0	17
T. Cleveland	1	2	0	2

PUNTING	No.	Yds	Avg.	Long	I20	50+
J. Townsend	7	311	44.4	59	4	1

FIELD GOALS	Made	Att.	Long	Kicks
E. Pineiro	1	1	49	Made 49

ARKANSAS

RUSHING	Att.	Gain	Lost	Net	TD	Long	Avg.
R. Williams	26	150	2	148	2	41	5.7
Devwah Whaley	14	69	3	66	0	16	4.7
T.J. Hammonds	1	15	0	15	0	15	15.0
Jared Cornelius	2	3	0	3	0	3	1.5
Team	1	0	2	-2	0	0	-2.0
Austin Allen	4	2	13	-11	0	2	-2.8

PASSING	Comp.	Att.	Yds	TD	Int	Long	Sack
Austin Allen	15	26	243	1	1	43	1

RECEIVING	No.	Yds	TD	Long
Drew Morgan	7	95	1	21
Jeremy Sprinkle	3	51	0	31
Devwah Whaley	2	69	0	43
R. Williams	2	22	0	17
Keon Hatcher	1	6	0	6

PUNTING	No.	Yds	Avg.	Long	I20	50+
Toby Baker	6	241	40.2	51	2	1

FIELD GOALS	Made	Att.	Long	Kicks
Adam McFain	1	1	36	Made 36



Behind touchdown runs of six yards and 41 yards, sophomore **RB RAWLEIGH WILLIAMS** rushed for 148 yards on 26 carries in Arkansas' convincing 31-10 win over No. 10 Florida. The Razorbacks improved to 5-0 on the season when Williams rushes for 100 yards.

► SCORING SUMMARY

	1st	2nd	3rd	4th	Final
Florida	7	0	0	3	10
Arkansas	14	7	0	10	31

	Qtr.	Time	Scoring Play
Arkansas	1st	12:20	Santos Ramirez 24 yd interception return (McFain kick)
Arkansas	1st	5:56	R. Williams 6 yd run (McFain kick)
Florida	1st	2:44	D. Dawson 37 yd interception return (Pineiro kick)
Arkansas	2nd	0:16	Drew Morgan 7 yd pass from Allen (McFain kick)
Arkansas	4th	9:14	McFain 36 yd field goal
Florida	4th	6:41	Pineiro 49 yd field goal
Arkansas	4th	5:40	R. Williams 41 yd run (McFain kick)

► TEAM STATS

	FLORIDA	ARKANSAS
FIRST DOWNS	13	27
RUSHES-YARDS (NET)	14-12	51-200
PASSING YDS (NET)	229	229
Comp-Passes Att-Int	19-37-2	19-32-1
TOTAL OFFENSE PLAYS-YARDS	51-241	83-429
Fumble Returns-Yards	0-0	0-0
Punt Returns-Yards	2-25	3-0
Kickoff Returns-Yards	4-59	1-15
Interception Returns-Yards	1-37	2-24
Punts (Number-Avg)	7-44.4	6-40.2
Fumbles-Lost	2-0	0-0
Penalties-Yards	3-34	9-97
Possession Time	20:39	39:21
Third-Down Conversions	1 of 11	6 of 14
Fourth-Down Conversions	0 of 1	1 of 1
Red-Zone Scores-Chances	0-1	3-3
Sacks By: Number-Yards	1-9	3-25

► GAME 10

NO. 24 LSU (6-3, 4-2)..... 38

NO. 25 ARKANSAS (6-4, 2-4)..... 10

November 12, 2016 | Fayetteville, Ark.

Donald W. Reynolds Razorback Stadium | Time: 6:10 p.m. | Attendance: 75,156

TV: ESPN > Dave Pasch (PBP), Greg McElroy (Analyst), Tom Luginbill (Sideline)

LSU

RUSHING	Att.	Gain	Lost	Net	TD	Long	Avg.
Derrius Guice	21	254	2	252	2	96	12.0
L. Fournette	17	103	5	98	3	17	5.8
Nick Brossette	5	33	1	32	0	16	6.4
D.J. Clark	1	6	0	6	0	6	6.0
Darrel Williams	2	6	0	6	0	5	3.0
B. Mouton	1	0	0	0	0	0	0.0
Travin Dural	1	0	2	-2	0	0	-2.0
Danny Etling	3	4	6	-2	0	3	-0.7

PASSING	Comp.	Att.	Yds	TD	Int	Long	Sack
Danny Etling	10	16	157	0	0	48	1

RECEIVING	No.	Yds	TD	Long
Travin Dural	3	31	0	15
Malachi Dupri	2	60	0	48
L. Fournette	2	44	0	38
J.D. Moore	2	12	0	6
Colin Jeter	1	10	0	10

PUNTING	No.	Yds	Avg.	Long	I20	50+
Josh Growden	4	188	47.0	50	1	1

FIELD GOALS	Made	Att.	Long	Kicks
C. Delahoussaye	1	1	19	Made 19

ARKANSAS

RUSHING	Att.	Gain	Lost	Net	TD	Long	Avg.
Devwah Whaley	7	52	0	52	0	34	7.4
R. Williams	13	49	0	49	9	18	3.8
Drew Morgan	1	2	0	2	0	2	2.0
Austin Allen	3	0	22	-22	0	0	-7.3

PASSING	Comp.	Att.	Yds	TD	Int	Long	Sack
Austin Alen	15	31	210	1	2	54	3

RECEIVING	No.	Yds	TD	Long
Jeremy Sprinkle	4	29	0	20
Jared Cornelius	3	15	0	6
Dominique Reed	2	58	1	44
Keon Hatcher	2	26	0	19
R. Williams	1	54	0	54
Devwah Whaley	1	23	0	23
Drew Morgan	1	4	0	4
Cody Hollister	1	1	0	1

PUNTING	No.	Yds	Avg.	Long	I20	50+
Toby Baker	7	302	43.1	51	3	1

FIELD GOALS	Made	Att.	Long	Kicks
Adam McFain	1	1	24	Made 24



Two of **RB DEVWAH WHALEY'S** eight touches against LSU went for over 20 yards, including a 34-yard run in the second quarter. He led Arkansas with 52 yards on the ground and added a 23-yard reception.

► SCORING SUMMARY

	1st	2nd	3rd	4th	Final
LSU	7	14	7	10	38
Arkansas	0	7	3	0	10

	Qtr.	Time	Scoring Play
LSU	1st	8:58	L. Fournette 5 yd run (Delahoussaye kick)
LSU	2nd	14:54	L. Fournette 7 yd run (Delahoussaye kick)
LSU	2nd	10:19	Derrius Guice 3 yd run (Delahoussaye kick)
Arkansas	2nd	5:52	Dominique Reed 44 yd pass from Allen (McFain kick)
Arkansas	3rd	10:32	McFain 24 yd field goal
LSU	3rd	6:59	L. Fournette 3 yd run (Delahoussaye kick)
LSU	4th	7:51	Delahoussaye 19 yd field goal
LSU	4th	6:04	Derrius Guice 96 yd run (Delahoussaye kick)

► TEAM STATS

	LSU	ARKANSAS
FIRST DOWNS	23	13
RUSHES-YARDS (NET)	51-390	24-81
PASSING YDS (NET)	157	210
Comp-Passes Att-Int	10-16-0	15-31-2
TOTAL OFFENSE PLAYS-YARDS	67-547	55-291
Fumble Returns-Yards	0-0	0-0
Punt Returns-Yards	3-(-9)	1-10
Kickoff Returns-Yards	1-12	7-117
Interception Returns-Yards	2-16	0-0
Punts (Number-Avg)	4-47.0	7-43.1
Fumbles-Lost	2-2	1-1
Penalties-Yards	5-44	7-56
Possession Time	35:11	24:49
Third-Down Conversions	6 of 12	5 of 13
Fourth-Down Conversions	0 of 0	0 of 0
Red-Zone Scores-Chances	5-5	1-3
Sacks By: Number-Yards	3-22	1-6



► GAME 11

ARKANSAS (7-4, 3-4) 58
MISSISSIPPI STATE (4-7, 2-5) 42

November 19, 2016 | Starkville, Miss.
 Davis Wade Stadium | Time: 6:02 p.m. | Attendance: 58,538
 TV: ESPN > Clay Matvick (PBP), Dusty Dvoracek (Analyst), Alex Corddry (Sideline)

ARKANSAS

RUSHING	Att.	Gain	Lost	Net	TD	Long	Avg.
R. Williams	16	209	4	205	4	72	12.8
Devwah Whaley	19	122	10	112	1	50	5.9
T.J. Hammonds	1	30	0	30	0	30	30.0
Jared Cornelius	2	7	0	7	0	5	3.5
Austin Allen	2	5	0	5	0	5	2.5
Team	1	0	2	-2	0	0	-2.0

PASSING	Comp.	Att.	Yds	TD	Int	Long	Sack
Austin Allen	18	25	303	2	0	34	0
R. Williams	1	1	1	1	0	1	0

RECEIVING	No.	Yds	TD	Long
Drew Morgan	6	91	0	34
Keon Hatcher	4	65	2	33
Jeremy Sprinkle	2	37	0	24
Austin Cantrell	2	33	1	32
Jared Cornelius	2	12	0	10
Grayson Gunter	1	29	0	29
Cheyenne O'Grady	1	23	0	23
Devwah Whaley	1	14	0	14

PUNTING	No.	Yds	Avg.	Long	I20	50+
---------	-----	-----	------	------	-----	-----

FIELD GOALS	Made	Att.	Long	Kicks
Adam McFain	1	2	34	Missed 40, Made 34

MISSISSIPPI STATE

RUSHING	Att.	Gain	Lost	Net	TD	Long	Avg.
Nick Fitzgerald	17	136	5	131	4	58	7.7
Aeris Williams	13	63	0	63	0	10	4.8
Malik Dear	1	10	0	10	0	10	10.0
Ashton Shumpert	2	4	0	4	0	3	2.0
Keith Mixon	2	5	8	-3	0	5	-1.5

PASSING	Comp.	Att.	Yds	TD	Int	Long	Sack
Nick Fitzgerald	23	33	328	2	0	43	0

RECEIVING	No.	Yds	TD	Long
Fred Ross	10	171	2	40
Donald Gray	7	92	0	43
Jamal Couch	2	38	0	24
Malik Dear	2	20	0	13
Aeris Williams	1	4	0	4
Ashton Shumpert	1	3	0	3

PUNTING	No.	Yds	Avg.	Long	I20	50+
K. Schexnayder	4	151	37.8	41	0	0

FIELD GOALS	Made	Att.	Long	Kicks
Westin Graves	0	1	--	Missed 44



RB RAWLEIGH WILLIAMS became the first non-QB in college football this season to run for four touchdowns and pass for another. Williams ran for 191 of his career-high 205 yards in the first half and added a one-yard TD pass on fourth-and goal in the third quarter.

► SCORING SUMMARY

	1st	2nd	3rd	4th	Final
Arkansas	14	24	6	14	58
Mississippi St.	14	0	14	14	42

	Qtr.	Time	Scoring Play
Arkansas	1st	14:12	R. Williams 72 yd run (McFain kick)
Miss. State	1st	13:18	Nick Fitzgerald 58 yd run (Graves kick)
Arkansas	1st	7:29	R. Williams 42 yd run (McFain kick)
Miss. State	1st	1:25	Nick Fitzgerald 18 yd run (Graves kick)
Arkansas	2nd	12:29	Keon Hatcher 5 yd pass from Allen (McFain kick)
Arkansas	2nd	8:58	McFain 34 yd field goal
Arkansas	2nd	5:53	R. Williams 7 yd run (McFain kick)
Arkansas	2nd	1:32	R. Williams 33 yd run (McFain kick)
Miss. State	3rd	12:15	Fred Ross 40 yd pass from Fitzgerald (Graves kick)
Arkansas	3rd	5:03	A. Cantrell 1 yd pass from Williams (McFain kick failed)
Miss. State	3rd	2:52	Nick Fitzgerald 2 yd run (Graves kick)
Arkansas	4th	14:04	Keon Hatcher 10 yd pass from Allen (Hatcher rush)
Miss. State	4th	11:12	Nick Fitzgerald 1 yd run (Ross pass from Fitzgerald)
Arkansas	4th	5:29	Devwah Whaley 4 yd run (Williams pass failed)
Miss. State	4th	2:15	Fred Ross pass from Fitzgerald (Fitzgerald pass failed)

► TEAM STATS

	ARKANSAS	MISS. STATE
FIRST DOWNS	27	25
RUSHES-YARDS (NET)	41-357	35-205
PASSING YDS (NET)	304	328
Comp-Passes Att-Int	19-26-0	23-33-0
TOTAL OFFENSE PLAYS-YARDS	67-661	68-533
Fumble Returns-Yards	0-0	0-0
Punt Returns-Yards	1-21	0-0
Kickoff Returns-Yards	4-70	10-178
Interception Returns-Yards	0-0	0-0
Punts (Number-Avg)	0-0	4-37.8
Fumbles-Lost	0-0	0-0
Penalties-Yards	1-10	3-22
Possession Time	33:13	26:47
Third-Down Conversions	7 of 11	5 of 13
Fourth-Down Conversions	2 of 2	4 of 4
Red-Zone Scores-Chances	6-6	4-4
Sacks By: Number-Yards	0-0	0-0

► GAME 12

ARKANSAS (7-5, 3-5) 24

MISSOURI (4-8, 2-6) 28

November 25, 2016 | Columbia, Mo.

Memorial Stadium | Time: 1:30 p.m. | Attendance: 51,043

TV: CBS > Brad Nessler (PBP), Gary Danielson (Analyst), John Schriffen (Sideline)

ARKANSAS

RUSHING	Att.	Gain	Lost	Net	TD	Long	Avg.
R. Williams	25	122	5	117	1	25	4.7
Devwah Whaley	8	55	1	4	1	30	6.8
T.J. Hammonds	3	11	1	10	0	8	3.3
Drew Morgan	1	8	0	8	0	8	8.0
Jared Cornelius	2	5	7	-2	0	5	-1.0
Austin Allen	7	15	47	-32	0	10	-4.6

PASSING	Comp.	Att.	Yds	TD	Int	Long	Sack
Austin Allen	24	39	348	1	2	66	4

RECEIVING	No.	Yds	TD	Long
Drew Morgan	6	54	0	19
Jeremy Sprinkle	4	48	0	21
Dominique Reed	4	46	0	20
Keon Hatcher	3	106	0	66
Jared Cornelius	3	23	0	16
R. Williams	1	52	0	52
Hayden Johnson	1	7	0	7
Devwah Whaley	1	7	0	7
Austin Cantrell	1	5	1	5

PUNTING	No.	Yds	Avg.	Long	I20	50+
Toby Baker	3	136	45.3	60	3	1

FIELD GOALS	Made	Att.	Long	Kicks
Adam McFain	1	2	33	Missed 48, Made 33

MISSOURI

RUSHING	Att.	Gain	Lost	Net	TD	Long	Avg.
J. Johnson	2	82	1	81	0	82	40.5
Nate Strong	17	52	0	52	2	11	3.1
A. Sherrills	1	14	0	14	0	14	14.0
Ish Witter	5	12	0	12	0	7	2.4
Richard Floyd	1	5	0	5	0	5	5.0
Team	2	0	7	-7	0	0	-3.5
Drew Lock	2	0	26	-26	0	0	-13.0
J'Mon Moore	0	0	0	0	1	0	0.0

PASSING	Comp.	Att.	Yds	TD	Int	Long	Sack
Drew Lock	16	26	268	1	0	67	2

RECEIVING	No.	Yds	TD	Long
J'Mon Moore	6	135	0	49
D. Mason	5	62	0	25
J. Johnson	2	70	1	67
K. Blanton	1	1	0	1
Sean Culkin	1	0	0	0
Ish Witter	1	0	0	0

PUNTING	No.	Yds	Avg.	Long	I20	50+
Corey Fatony	5	196	39.2	49	1	0

FIELD GOALS	Made	Att.	Long	Kicks
-------------	------	------	------	-------



With his seventh 100-yard rushing game of the season at Missouri, **RB RAWLEIGH WILLIAMS III** clinched the SEC regular season rushing title with 1,326 yards on the ground. Williams ran for a career-high nine first downs against the Tigers and also had one through the air.

► SCORING SUMMARY

	1st	2nd	3rd	4th	Final
Arkansas	14	10	0	0	24
Missouri	7	0	14	7	28

	Qtr.	Time	Scoring Play
Arkansas	1st	14:05	R. Williams 1 yd run (McFain kick)
Missouri	1st	9:44	J'Mon Moore 0 yd fumble recovery (McCann kick)
Arkansas	1st	4:13	Devwah Whaley 30 yd run (McFain kick)
Arkansas	2nd	8:05	Austin Cantrell 5 yd pass from Allen (McFain kick)
Arkansas	2nd	1:08	McFainn 33 yd field goal
Missouri	3rd	11:53	Nate Strong 2 yd run (McCann kick)
Missouri	3rd	2:07	J. Johnson 67 yd pass from Lock (McCann kick)
Missouri	4th	12:48	Nate Strong 1 yd run (McCann kick)

► TEAM STATS

	ARKANSAS	MISSOURI
FIRST DOWNS	27	15
RUSHES-YARDS (NET)	46-155	30-131
PASSING YDS (NET)	348	268
Comp-Passes Att-Int	24-39-2	16-26-0
TOTAL OFFENSE PLAYS-YARDS	85-503	56-399
Fumble Returns-Yards	0-0	0-0
Punt Returns-Yards	2-18	1-(-2)
Kickoff Returns-Yards	5-139	5-110
Interception Returns-Yards	0-0	2-4
Punts (Number-Avg)	3-45.3	5-39.2
Fumbles-Lost	0-0	4-1
Penalties-Yards	8-55	2-10
Possession Time	40:22	19:38
Third-Down Conversions	9 of 17	6 of 13
Fourth-Down Conversions	1 of 3	1 of 1
Red-Zone Scores-Chances	3-6	3-3
Sacks By: Number-Yards	2-26	4-44



WEEKLY MEDIA SCHEDULE: BELK BOWL WEEK

26 MON	27 TUE	28 WED	29 THU	30 FRI	31 SAT	1 SUN
Post Practice Media TBA	Post Practice Media TBA	Media Day 10-11:30 a.m. ET Players - TBA 10:30-11 a.m. ET Coach Bielema BB&T Ballpark 324 S. Mint St. Charlotte, NC 28202 11 a.m. - Coach Bielema	Belk Bowl vs. No. 22 Virginia Tech Kickoff - 4:30 p.m. CT TV - ESPN Post Game Coach Bielema & select student-athletes will be available following the game in the postgame media room.	No media availability	No media availability	No media availability

► ARKANSAS COMMUNICATIONS



PATRICK PIERSON
Assistant AD/Communications
Cell 479-387-8569
Email pspierso@uark.edu
Twitter @Pierson_SID



BRANDON LANGLOIS
Communications Assistant
Cell 601-405-5650
Email langlois@uark.edu
Twitter @BMLanglois



JOHN THOMAS
Assistant Communications Dir.
Cell 479-313-2564
Email jfthomas@uark.edu
Twitter @John__Thomas

Office: 479-575-2751

Fax: 479-575-7481

Fayetteville Press Box: (479) 575-6622

Little Rock Press Box: (501) 663-0514

GAME CREDENTIAL REQUESTS

All requests for media and/or photo credentials must be made online at www.SportsSystems.com/Arkansas. Requests should be made at least two weeks in advance.

Credentials will not be mailed. They may be picked up beginning three prior to kickoff at the media will call station at the base of the elevator at both Donald W. Reynolds Razorback Stadium in Fayetteville and War Memorial Stadium in Little Rock. Photo identification is required when picking up credentials.

ARKANSAS FTP SITE

An FTP site is available for members of the media. For more information concerning the FTP site, contact Michelle Glover (miglover@uark.edu).

CollegePressBox.com

CollegePressBox.com is the official media website for SEC football. Access and download weekly game notes, quotes, statistics, media guides, headshots, logos, flip cards and more for each of the SEC's members. Login information will be distributed to accredited media or you can apply for a password by sending an email to passworth@collegepressbox.com.

► SEC WEEKLY TELECONFERENCE

Head coach Bret Bielema will participate each week in the SEC teleconference of football coaches. The teleconferences will be conducted each Wednesday from Aug. 31 to Nov. 23 from 10 a.m. CT to 12:10 p.m. CT. For more information and the teleconference number, contact the SEC Media Relations Office at (205) 458-3000.

10:00 a.m.	Les Miles, LSU
10:10 a.m.	Kirby Smart, Georgia
10:20 a.m.	Jim McElwain, Florida
10:30 a.m.	Derek Mason, Vanderbilt
10:40 a.m.	Nick Saban, Alabama
10:50 a.m.	Butch Jones, Tennessee
11:00 a.m.	Bret Bielema, Arkansas
11:10 a.m.	Barry Odom, Missouri
11:20 a.m.	Hugh Freeze, Ole Miss
11:30 a.m.	Kevin Sumlin, Texas A&M
11:40 a.m.	Mark Stoops, Kentucky
11:50 a.m.	Dan Mullen, Mississippi State
12:00 p.m.	Will Muschamp, South Carolina
12:10 p.m.	Gus Malzahn, Auburn

► ON THE AIR WITH BRET BIELEMA



"On the Air with Bret Bielema," Coach Bielema's weekly radio show presented by Lindsey airs on Thursday nights starting at 7 p.m. For the eighth straight year, the one-hour radio show will be broadcast live from the Catfish Hole. The show will be carried throughout the state of Arkansas on the Razorback Sports Network and locally in Fayetteville on 92.1 FM and 93.3 FM.

► BRET BIELEMA SHOW



"The Bret Bielema Show" is now in its fourth season as the official television coach's show of Razorback football. The one-hour show will air statewide and throughout the region on numerous television affiliates. A total of 12 shows will air throughout the season on the following stations: KATV (10:30 p.m.), KNSA (11:30 p.m.) and KFTA (9:30 p.m.). The show will also be available regionally on Cox Sports Television on Wednesdays at 6 p.m. and Fox Sports Southwest on Tuesdays at 4 p.m.

RADIO AFFILIATES

Batesville	KOWZ-FM 103.3
Berryville	KTHS-AM 1480
Blytheville	KHLS-FM 96.3
Camden	KCCY-FM 95.3
Cherokee Village	KSAR-FM 92.3
Crossett	KAGH-AM 800
Crossett	KAGH-FM 104.9
De Queen	KDON-FM 92.1
DeWitt	KDEW-FM 97.3
El Dorado	KMRX-FM 96.1
Fayetteville	KAKS-FM 99.5
Fayetteville	KUQA-AM 1290
Fayetteville	KIGL-FM 93.3
Fayetteville	KQSM-FM 92.1
Forrest City	KBFC-FM 93.5
Fort Smith	KERX-FM 95.3
Glenwood	KHGZ-AM 670
Glenwood	KHGZ-FM 98.9
Herber Springs	KAWW-AM 1370
Helena	KFFA-AM 1360
Hope	KHPA-FM 104.9
Horshoe Bend	KKIK-FM 106.5
Hot Springs	KLBL-FM 104.5
Jonesboro	KEGI-FM 100.5
Little Rock	KABZ-FM 103.7
Magnolia	KZHE-FM 100.5
Marshall	KBCN-FM 104.3
Mena	KTTG-FM 96.3
Monett (Mo.)	KKBL-FM 95.9
Monticello	KGPO-FM 99.9
Morrilton	KVOM-FM 101.7
Mountain Home	KOMT-FM 107.5
Ozark	KDYN-AM 1540
Ozark	KDYN-FM 96.7
Pocahontas	KPOC-FM 104.1
Pocahontas	KPOC-AM 1420
Russellville	KCAB-AM 980
Russellville	KCJC-FM 102.3
Ruston (La.)	KRLQ-FM 94.1
Searcy	KSMD-FM 99.1
Stuttgart	KWAK-FM 105.5
Texarkana (Texas)	KKTK-AM 1400
Wynne	KWYN-FM 92.5
Wynne	KWYN-AM 1400



2016 Arkansas Razorbacks Football
Arkansas Game Results (Regular Season)
All games



Date	Opponent		Score	Overall	Conference	Time	Attend
Sep 03, 2016	LA TECH	W	21-20	1-0	0-0	3:09	69132
Sep 10, 2016	at #15 TCU	Wo	41-38	2-0	0-0	3:55	48091
Sep 17, 2016	TEXAS STATE	W	42-3	3-0	0-0	2:55	72114
* Sep 24, 2016	vs #10 Texas A&M	L	24-45	3-1	0-1	3:39	67751
Oct 01, 2016	ALCORN STATE	W	52-10	4-1	0-1	3:08	46988
* Oct 08, 2016	#1 ALABAMA	L	30-49	4-2	0-2	3:38	75459
* Oct 15, 2016	#12 OLE MISS	W	34-30	5-2	1-2	3:42	73786
* Oct 22, 2016	at #21 Auburn	L	3-56	5-3	1-3	3:19	87451
* Nov 05, 2016	#11 FLORIDA	W	31-10	6-3	2-3	3:27	74432
* Nov 12, 2016	#24 LSU	L	10-38	6-4	2-4	3:20	75156
* Nov 18, 2016	at Mississippi State	W	58-42	7-4	3-4	3:20	58538
* Nov 25, 2016	at Missouri	L	24-28	7-5	3-5	3:27	51043



2016 Arkansas Razorbacks Football
Arkansas Overall Team Statistics (Regular Season)
All games



Team Statistics	AR	OPP
SCORING	370	369
Points Per Game	30.8	30.8
Points Off Turnovers	52	108
FIRST DOWNS	274	224
Rushing	115	105
Passing	139	110
Penalty	20	9
RUSHING YARDAGE	2099	2512
Yards gained rushing	2483	2776
Yards lost rushing	384	264
Rushing Attempts	483	408
Average Per Rush	4.3	6.2
Average Per Game	174.9	209.3
TDs Rushing	20	36
PASSING YARDAGE	3156	2632
Comp-Att-Int	229-375-12	197-336-9
Average Per Pass	8.4	7.8
Average Per Catch	13.8	13.4
Average Per Game	263.0	219.3
TDs Passing	24	10
TOTAL OFFENSE	5255	5144
Total Plays	858	744
Average Per Play	6.1	6.9
Average Per Game	437.9	428.7
KICK RETURNS: #-Yards	36-672	50-1037
PUNT RETURNS: #-Yards	16-122	17-96
INT RETURNS: #-Yards	9-179	12-222
KICK RETURN AVERAGE	18.7	20.7
PUNT RETURN AVERAGE	7.6	5.6
INT RETURN AVERAGE	19.9	18.5
FUMBLES-LOST	12-9	21-10
PENALTIES-Yards	68-605	53-481
Average Per Game	50.4	40.1
PUNTS-Yards	52-2322	55-2357
Average Per Punt	44.7	42.9
Net punt average	41.7	38.5
KICKOFFS-Yards	67-4089	66-4017
Average Per Kick	61.0	60.9
Net kick average	40.3	40.1
TIME OF POSSESSION/Game	35:01	24:34
3RD-DOWN Conversions	68/162	67/150
3rd-Down Pct	42%	45%
4TH-DOWN Conversions	10/18	8/12
4th-Down Pct	56%	67%
SACKS BY-Yards	21-168	29-227
MISC YARDS	1	0
TOUCHDOWNS SCORED	48	49
FIELD GOALS-ATTEMPTS	12-16	9-15
ON-SIDE KICKS	0-2	0-2
RED-ZONE SCORES	(43-55) 78%	(36-43) 84%
RED-ZONE TOUCHDOWNS	(33-55) 60%	(30-43) 70%
PAT-ATTEMPTS	(42-43) 98%	(46-47) 98%
ATTENDANCE	487067	245123
Games/Avg Per Game	7/69581	4/61281
Neutral Site Games		1/67751

Score by Quarters	1st	2nd	3rd	4th	OT	Total
Arkansas	118	115	51	73	13	370
Opponents	83	87	82	107	10	369



2016 Arkansas Razorbacks Football
Arkansas Overall Individual Statistics (Regular Season)
All games



Rushing	gp	att	gain	loss	net	avg	td	lg	avg/g
Rawleigh Williams	12	233	1369	43	1326	5.7	12	72	110.5
Devwah Whaley	12	105	630	29	601	5.7	3	75	50.1
Kody Walker	6	31	113	3	110	3.5	1	17	18.3
T.J. Hammonds	7	14	95	9	86	6.1	1	30	12.3
Jared Cornelius	11	13	60	7	53	4.1	1	11	4.8
Cody Hollister	12	2	48	0	48	24.0	1	26	4.0
Dominique Reed	12	5	33	7	26	5.2	0	15	2.2
Damon Mitchell	11	7	18	0	18	2.6	0	7	1.6
Deon Stewart	11	1	4	0	4	4.0	0	4	0.4
Connor McPherson	1	2	4	0	4	2.0	0	2	4.0
Drew Morgan	12	3	10	6	4	1.3	0	8	0.3
Keon Hatcher	11	3	8	5	3	1.0	0	6	0.3
Ty Storey	3	2	0	17	-17	-8.5	0	0	-5.7
Team	7	8	-22	32	-54	-6.8	0	0	-7.7
Austin Allen	12	54	113	226	-113	-2.1	1	18	-9.4
Total	12	483	2483	384	2099	4.3	20	75	174.9
Opponents	12	408	2776	264	2512	6.2	36	96	209.3

Passing	gp	effic	comp-att-int	pct	yds	td	lg	avg/g
Austin Allen	12	146.94	227-370-12	61.4	3152	23	73	262.7
Ty Storey	3	31.30	1-4-0	25.0	3	0	3	1.0
Rawleigh Williams	12	438.40	1-1-0	100.0	1	1	1	0.1
Total	12	146.48	229-375-12	61.1	3156	24	73	263.0
Opponents	12	128.90	197-336-9	58.6	2632	10	92	219.3

Receiving	gp	no.	yds	avg	td	lg	avg/g
Drew Morgan	12	61	664	10.9	3	34	55.3
Keon Hatcher	11	38	638	16.8	7	73	58.0
Jeremy Sprinkle	12	33	380	11.5	4	31	31.7
Jared Cornelius	11	32	515	16.1	4	57	46.8
Dominique Reed	12	14	242	17.3	2	51	20.2
Rawleigh Williams	12	14	227	16.2	1	54	18.9
Austin Cantrell	12	12	113	9.4	2	32	9.4
Cody Hollister	12	10	140	14.0	0	37	11.7
Devwah Whaley	12	5	113	22.6	0	43	9.4
Kody Walker	6	3	21	7.0	0	11	3.5
Hayden Johnson	11	2	25	12.5	0	18	2.3
Grayson Gunter	11	1	29	29.0	0	29	2.6
Cheyenne O'Grady	7	1	23	23.0	0	23	3.3
Deon Stewart	11	1	15	15.0	0	15	1.4
L. Pettway	9	1	10	10.0	1	10	1.1
Kendrick Jackson	12	1	1	1.0	0	1	0.1
Total	12	229	3156	13.8	24	73	263.0
Opponents	12	197	2632	13.4	10	92	219.3

Punt Returns	no.	yds	avg	td	lg
Jared Cornelius	12	85	7.1	0	21
Drew Morgan	4	37	9.2	0	33
Total	16	122	7.6	0	33
Opponents	17	96	5.6	0	34

Interceptions	no.	yds	avg	td	lg
Henre' Toliver	2	70	35.0	1	70
Josh Liddell	2	2	1.0	0	2
Dwayne Eugene	1	8	8.0	0	8
Dre Greenlaw	1	3	3.0	0	3
Ryan Pulley	1	25	25.0	1	25
Santos Ramirez	1	24	24.0	1	24
Brooks Ellis	1	47	47.0	1	47
Total	9	179	19.9	4	70
Opponents	12	222	18.5	2	100

Kick Returns	no.	yds	avg	td	lg
Deon Stewart	21	419	20.0	0	43
Dominique Reed	9	161	17.9	0	25
Drew Morgan	2	42	21.0	0	28
Team	1	4	4.0	0	4
T.J. Hammonds	1	16	16.0	0	16
Kendrick Jackson	1	10	10.0	0	10
Keon Hatcher	1	20	20.0	0	20
Total	36	672	18.7	0	43
Opponents	50	1037	20.7	0	64

Fumble Returns	no.	yds	avg	td	lg
Total	0	0	0.0	0	0
Opponents	1	23	23.0	1	23



2016 Arkansas Razorbacks Football
Arkansas Overall Individual Statistics (Regular Season)
All games



Scoring	td	fg	PAT				dxp	saf	pts
			kick	rush	rcv	pass			
Rawleigh Williams	13	-	-	-	-	0-1	-	-	78
Keon Hatcher	7	-	-	1-1	-	1-1	-	-	44
Adam McFain	-	8-10	20-21	-	-	-	-	-	44
Cole Hedlund	-	4-6	22-22	-	-	-	-	-	34
Jared Cornelius	5	-	-	-	-	-	-	-	30
Jeremy Sprinkle	4	-	-	-	-	-	-	-	24
Drew Morgan	3	-	-	-	-	-	-	-	18
Devwah Whaley	3	-	-	-	-	-	-	-	18
Austin Cantrell	2	-	-	-	-	-	-	-	12
Dominique Reed	2	-	-	-	-	-	-	-	12
Austin Allen	1	-	-	-	1	0-1	-	-	8
Henre' Toliver	1	-	-	-	-	-	-	-	6
Ryan Pulley	1	-	-	-	-	-	-	-	6
T.J. Hammonds	1	-	-	-	-	-	-	-	6
L. Peltway	1	-	-	-	-	-	-	-	6
Kody Walker	1	-	-	-	-	-	-	-	6
Cody Hollister	1	-	-	-	-	-	-	-	6
Santos Ramirez	1	-	-	-	-	-	-	-	6
Brooks Ellis	1	-	-	-	-	-	-	-	6
Total	48	12-16	42-43	1-1	1	1-3	-	-	370
Opponents	49	9-15	46-47	-	1	1-2	-	-	369

Total Offense	g	plays	rush	pass	total	avg/g
Austin Allen	12	424	-113	3152	3039	253.2
Rawleigh Williams	12	234	1326	1	1327	110.6
Devwah Whaley	12	105	601	0	601	50.1
Kody Walker	6	31	110	0	110	18.3
T.J. Hammonds	7	14	86	0	86	12.3
Jared Cornelius	11	13	53	0	53	4.8
Cody Hollister	12	2	48	0	48	4.0
Dominique Reed	12	5	26	0	26	2.2
Damon Mitchell	11	7	18	0	18	1.6
Drew Morgan	12	3	4	0	4	0.3
Connor McPherson	1	2	4	0	4	4.0
Deon Stewart	11	1	4	0	4	0.4
Keon Hatcher	11	3	3	0	3	0.3
Ty Storey	3	6	-17	3	-14	-4.7
Team	7	8	-54	0	-54	-7.7
Total	12	858	2099	3156	5255	437.9
Opponents	12	744	2512	2632	5144	428.7

Field Goals	fg	pct.	01-19	20-29	30-39	40-49	50-99	lg	blk
Cole Hedlund	4-6	66.7	0-0	3-4	1-1	0-1	0-0	38	0
Adam McFain	8-10	80.0	0-0	2-2	4-4	1-3	1-1	54	0

FG Sequence	Arkansas	Opponents
LA Tech	-	54,(43),(20),39
TCU	(38),(27),22	28,(37)
TEXAS STATE	-	(39)
Texas A&M	(25)	36,(48)
Alcorn State	(25),44	(43),41
Alabama	(25)	-
OLE MISS	(43),(36)	(33)
Auburn	(54)	-
Florida	(36)	(49)
LSU	(24)	(19)
Mississippi State	40,(34)	44
Missouri	(33),48	-

Punting	no.	yds	avg	lg	tb	fc	i20	50+	blk
Toby Baker	50	2228	44.6	60	3	20	19	19	0
Blake Johnson	2	94	47.0	48	0	2	1	0	0
Total	52	2322	44.7	60	3	22	20	19	0
Opponents	55	2357	42.9	63	6	16	18	10	0

Kickoffs	no.	yds	avg	tb	ob	retn	net	ydln
Connor Limpert	43	2656	61.8	9	3			
Adam McFain	24	1433	59.7	5	0			
Total	67	4089	61.0	14	3	20.7	40.3	24
Opponents	66	4017	60.9	28	2	18.7	40.1	24

Numbers in (parentheses) indicate field goal was made.



2016 Arkansas Razorbacks Football
Arkansas Overall Individual Statistics (Regular Season)
All games



All Purpose	g	rush	rcv	pr	kr	ir	total	avg/g
Rawleigh Willia	12	1326	227	0	0	0	1553	129.4
Drew Morgan	12	4	664	37	42	0	747	62.2
Devwah Whaley	12	601	113	0	0	0	714	59.5
Keon Hatcher	11	3	638	0	20	0	661	60.1
Jared Cornelius	11	53	515	85	0	0	653	59.4
Deon Stewart	11	4	15	0	419	0	438	39.8
Dominique Reed	12	26	242	0	161	0	429	35.8
Jeremy Sprinkle	12	0	380	0	0	0	380	31.7
Cody Hollister	12	48	140	0	0	0	188	15.7
Kody Walker	6	110	21	0	0	0	131	21.8
Austin Cantrell	12	0	113	0	0	0	113	9.4
T.J. Hammonds	7	86	0	0	16	0	102	14.6
Henre' Toliver	12	0	0	0	0	70	70	5.8
Brooks Ellis	12	0	0	0	0	47	47	3.9
Grayson Gunter	11	0	29	0	0	0	29	2.6
Hayden Johnson	11	0	25	0	0	0	25	2.3
Ryan Pulley	12	0	0	0	0	25	25	2.1
Santos Ramirez	11	0	0	0	0	24	24	2.2
Cheyenne O'Gra	7	0	23	0	0	0	23	3.3
Damon Mitchell	11	18	0	0	0	0	18	1.6
Kendrick Jackso	12	0	1	0	10	0	11	0.9
L. Peltway	9	0	10	0	0	0	10	1.1
Dwayne Eugene	12	0	0	0	0	8	8	0.7
Connor McPhers	1	4	0	0	0	0	4	4.0
Dre Greenlaw	6	0	0	0	0	3	3	0.5
Josh Liddell	12	0	0	0	0	2	2	0.2
Ty Storey	3	-17	0	0	0	0	-17	-5.7
Team	7	-54	0	0	4	0	-50	-7.1
Austin Allen	12	-113	0	0	0	0	-113	-9.4
Total	12	2099	3156	122	672	179	6228	519.0
Opponents	12	2512	2632	96	1037	222	6499	541.6



2016 Arkansas Razorbacks Football
Arkansas Overall Defensive Statistics (Regular Season)
All games



#	Defensive Leaders	gp	Tackles				Sacks	Pass defense			Fumbles		blkd	
			ua	a	tot	tfl/yds		int-yds	brup	qbh	rcv-yds	ff	kick	saf
51	Brooks Ellis	12	36	42	78	7.0-41	1.0-21	1-47	4	3
28	Josh Liddell	12	35	23	58	2.0-8	.	2-2	4	.	.	1	.	.
48	Deatrich Wise	12	20	25	45	5.0-27	3.5-23	.	3	7	.	1	.	.
5	Henre' Toliver	12	29	14	43	1.0-1	.	2-70	6
55	Jeremiah Ledbetter	12	14	29	43	5.0-36	4.0-34	.	2	1	.	1	.	.
11	Ryan Pulley	12	31	12	43	0.5-0	.	1-25	11	.	1-0	.	.	.
9	Santos Ramirez	11	28	10	38	.	.	1-24	2	.	.	2	.	.
35	Dwayne Eugene	12	18	20	38	1.0-1	.	1-8	.	2	2-0	.	.	.
23	Dre Greenlaw	6	20	16	36	1.5-3	.	1-3	.	1	2-0	.	.	.
8A	De'Jon Harris	11	15	19	34	2.0-8	1.0-6	1	.	.
20	De'Andre Coley	11	18	14	32	0.5-1	2-0	2	.	.
29	Jared Collins	12	17	12	29	1.0-3	.	.	10
3A	McTelvin Agim	12	8	17	25	5.0-22	2.5-13	.	.	2
2	DJ Dean	11	9	15	24	.	.	.	1
94	Taiwan Johnson	12	7	16	23	3.5-14	1.0-5	.	1	2
97	Tevin Benum	12	6	15	21	1
10	Randy Ramsey	11	12	7	19	4.0-25	2.5-20	.	.	4	1-0	3	.	.
6	JaMichael Winston	12	7	11	18	0.5-5	0.5-5	.	.	1
41	Austin Capps	11	2	9	11	1.5-6	0.5-4
2B	Ryder Lucas	12	5	6	11
78	Bijhon Jackson	12	4	5	9	4.5-33	2.5-26	.	.	1
38	Reid Miller	12	3	6	9
99	Brandon Lewis	5	2	7	9	2.5-8	0.5-5
81	Cody Hollister	12	6	2	8	2-0	.	.	.
45	Josh Harris	11	5	3	8
30	Kevin Richardson	1	2	5	7
96	Karl Roesler	12	4	2	6	1.5-6	1.5-6	.	.	1
27	Khalia Hackett	7	2	4	6
7	Damon Mitchell	11	1	5	6	1	.	.
52	T.J. Smith	5	1	3	4	1.5-3
39	Byron Keaton	11	2	2	4
56	Matt Emrich	11	1	1	2
22	Rawleigh Williams	12	2	.	2
8	Austin Allen	12	1	.	1
2A	Josh Williams	11	1	.	1	1	.	.
TM	Team	7	.	1	1
42	Connor Limpert	9	1	.	1
86	Armon Watts	1	.	1	1
64	Jake Hall	11	1	.	1
4A	Adam McFain	10	.	1	1
74	Colton Jackson	11	1	.	1
4	Keon Hatcher	11	1	.	1
15	Nate Dalton	4	1	.	1
84	D'Vone McClure	4	1	.	1
37	Toby Baker	11	1	.	1
44	Austin Cantrell	12	1	.	1
70	Dan Skipper	12	2	.
Total		12	382	380	762	51-251	21-168	9-179	44	26	10-0	13	2	.
Opponents		12	468	430	898	77-350	29-227	12-222	51	61	9-23	7	.	.



2016 Arkansas Razorbacks Football
Arkansas Team Game-by-Game (Regular Season)
All games



TEAM STATISTICS

Date	Opponent	Rushing				Receiving				Passing				Kick Returns				Punt Returns				tot off
		no.	yds	td	lg	no.	yds	td	lg	cmp-att-int	yds	td	lg	no.	yds	td	lg	no.	yds	td	lg	
Sep 03	LA TECH	40	106	1	14	20	191	2	18	20-29-2	191	2	18	2	42	0	25	1	0	0	0	297
Sep 10	at TCU	43	180	1	37	17	223	3	25	17-29-0	223	3	25	4	77	0	22	2	35	0	19	403
Sep 17	TEXAS STATE	44	226	3	18	16	241	2	73	16-22-0	241	2	73	2	26	0	13	2	1	0	1	467
Sep 24	vs Texas A&M	40	120	1	55	28	371	2	44	28-42-0	371	2	44	1	15	0	15	1	-1	0	0	491
Oct 01	ALCORN STATE	38	353	3	75	13	206	3	35	13-18-0	206	3	35	2	29	0	25	1	33	0	33	559
Oct 08	ALABAMA	36	73	1	18	25	400	3	57	25-48-3	400	3	57	4	87	0	29	0	0	0	0	473
Oct 15	OLE MISS	51	200	1	53	19	229	3	51	19-32-1	229	3	51	2	26	0	16	2	5	0	4	429
Oct 22	at Auburn	31	25	0	11	18	190	0	19	18-33-1	190	0	19	2	29	0	16	0	0	0	0	215
Nov 05	FLORIDA	49	223	2	41	15	243	1	43	15-26-1	243	1	43	1	15	0	15	3	0	0	1	466
Nov 12	LSU	24	81	0	34	15	210	1	54	15-31-2	210	1	54	7	117	0	28	1	10	0	10	291
Nov 18	at Mississippi State	41	357	5	72	19	304	3	34	19-26-0	304	3	34	4	70	0	28	1	21	0	21	661
Nov 25	at Missouri	46	155	2	30	24	348	1	66	24-39-2	348	1	66	5	139	0	43	2	18	0	15	503
Arkansas		483	2099	20	75	229	3156	24	73	229-375-12	3156	24	73	36	672	0	43	16	122	0	33	5255
		408	2512	36	96	197	2632	10	92	197-336-9	2632	10	92	50	1037	0	64	17	96	0	34	5144

Games: 12 • Avg/rush: 4.3 • Avg/catch: 13.8 • Pass effic: 146.48 • KR avg: 18.7 • PR avg: 7.6 • All purpose avg/game: 519.0 • Total offense avg/gm: 437.9

		Tackles				Sacks	Fumble		Pass Defense			blkd	PAT Attempts			off		
Date	Opponent	ua	a	total	tfl-yds	no-yds	ff	fr-yds	int-yds	qbh	brup	kick	kick	rush	rcv	saf	t/o	pts
Sep 03	LA TECH	27	38	65	4.0-21	3.0-20	1	0-0	1-3	4	2	0	3-3	0	0	0	0	21
Sep 10	at TCU	45	32	77	6.0-27	3.0-18	1	1-0	1-47	1	5	1	3-3	0	1	0	7	41
Sep 17	TEXAS STATE	25	28	53	5.0-41	4.0-40	0	0-0	1-25	1	5	0	6-6	0	0	0	7	42
Sep 24	vs Texas A&M	29	26	55	5.0-17	1.0-5	1	2-0	0-0	1	4	0	3-3	0	0	0	7	24
Oct 01	ALCORN STATE	33	38	71	10.0-42	2.0-19	2	2-0	2-72	1	2	1	7-7	0	0	0	14	52
Oct 08	ALABAMA	29	30	59	3.0-7	0.0-0	3	2-0	1-8	1	3	0	3-3	0	0	0	7	30
Oct 15	OLE MISS	31	30	61	3.0-10	2.0-9	2	0-0	1-0	6	7	0	4-4	0	0	0	0	34
Oct 22	at Auburn	40	30	70	0.0-0	0.0-0	0	0-0	0-0	1	4	0	0-0	0	0	0	0	3
Nov 05	FLORIDA	21	22	43	6.0-32	3.0-25	1	0-0	2-24	7	3	0	4-4	0	0	0	7	31
Nov 12	LSU	36	42	78	5.0-15	1.0-6	1	2-0	0-0	2	2	0	1-1	0	0	0	3	10
Nov 18	at Mississippi State	29	60	89	2.0-13	0.0-0	0	0-0	0-0	1	3	0	5-6	1	0	0	0	58
Nov 25	at Missouri	37	4	41	2.0-26	2.0-26	1	1-0	0-0	0	4	0	3-3	0	0	0	0	24
Arkansas		382	380	762	51.0-251	21.0-168	13	10-0	9-179	26	44	2	42-43	1	1	0	52	370
		468	430	898	77.0-350	29.0-227	7	9-23	12-222	61	51	0	46-47	0	1	0	108	369

		Punting										Field Goals			Kickoffs				
Date	Opponent	no.	yds	avg	long	blkd	tb	fc	50+	i20	md-att	long	blkd	no.	yds	avg	tb	ob	
Sep 03	LA TECH	4	190	47.5	55	0	0	2	2	1	0-0	0	0	4	248	62.0	1	0	
Sep 10	at TCU	6	304	50.7	59	0	0	2	5	1	2-3	38	0	6	365	60.8	1	0	
Sep 17	TEXAS STATE	4	174	43.5	50	0	0	3	1	3	0-0	0	0	7	444	63.4	3	1	
Sep 24	vs Texas A&M	3	118	39.3	46	0	0	2	0	1	1-1	25	0	4	252	63.0	0	0	
Oct 01	ALCORN STATE	0	0	0.0	0	0	0	0	0	0	1-2	25	0	9	561	62.3	3	0	
Oct 08	ALABAMA	4	211	52.8	57	0	0	1	3	1	1-1	25	0	5	306	61.2	0	0	
Oct 15	OLE MISS	5	231	46.2	54	0	1	3	2	3	2-2	43	0	7	435	62.1	2	1	
Oct 22	at Auburn	10	415	41.5	58	0	2	2	3	2	1-1	54	0	1	47	47.0	0	1	
Nov 05	FLORIDA	6	241	40.2	51	0	0	2	1	2	1-1	36	0	6	372	62.0	2	0	
Nov 12	LSU	7	302	43.1	51	0	0	4	1	3	1-1	24	0	3	188	62.7	2	0	
Nov 18	at Mississippi State	0	0	0.0	0	0	0	0	0	0	1-2	34	0	10	582	58.2	0	0	
Nov 25	at Missouri	3	136	45.3	60	0	0	1	1	3	1-2	33	0	5	289	57.8	0	0	
Arkansas		52	2322	44.7	60	0	3	22	19	20	12-16	54	0	67	4089	61.0	14	3	
		55	2357	42.9	63	0	6	16	10	18	9-15	49	2	66	4017	60.9	28	2	



2016 Arkansas Razorbacks Football
Arkansas Opponent Game-by-Game (Regular Season)
All games



OPPONENT STATISTICS

Date	Opponent	Rushing				Receiving				Passing				Kick Returns				Punt Returns				tot off
		no.	yds	td	lg	no.	yds	td	lg	cmp-att-int	yds	td	lg	no.	yds	td	lg	no.	yds	td	lg	
Sep 03	LA TECH	23	79	2	31	19	212	0	26	19-31-1	212	0	26	3	84	0	33	2	39	0	32	291
Sep 10	at TCU	32	195	4	26	36	377	1	57	36-58-1	377	1	57	5	155	0	64	2	33	0	34	572
Sep 17	TEXAS STATE	26	22	0	13	11	83	0	24	11-26-1	83	0	24	3	53	0	23	1	1	0	1	105
Sep 24	vs Texas A&M	37	366	4	62	12	225	2	92	12-22-0	225	2	92	4	84	0	42	1	-14	0	0	591
Oct 01	ALCORN STATE	38	155	1	53	13	158	0	39	13-19-2	158	0	39	6	125	0	30	0	0	0	0	313
Oct 08	ALABAMA	34	264	3	57	13	253	2	67	13-17-1	253	2	67	5	90	0	25	2	12	0	9	517
Oct 15	OLE MISS	31	150	3	23	18	253	1	35	18-39-1	253	1	35	4	87	0	39	1	0	0	0	403
Oct 22	at Auburn	57	543	7	78	7	89	1	45	7-12-0	89	1	45	0	0	0	0	2	11	0	8	632
Nov 05	FLORIDA	14	12	0	21	19	229	0	25	19-37-2	229	0	25	4	59	0	20	2	25	0	25	241
Nov 12	LSU	51	390	5	96	10	157	0	48	10-16-0	157	0	48	1	12	0	12	3	-9	0	0	547
Nov 18	at Mississippi State	35	205	4	58	23	328	2	43	23-33-0	328	2	43	10	178	0	30	0	0	0	0	533
Nov 25	at Missouri	30	131	3	82	16	268	1	67	16-26-0	268	1	67	5	110	0	29	1	-2	0	0	399
Opponents		408	2512	36	96	197	2632	10	92	197-336-9	2632	10	92	50	1037	0	64	17	96	0	34	5144
		483	2099	20	75	229	3156	24	73	229-375-12	3156	24	73	36	672	0	43	16	122	0	33	5255

Games: 12 • Avg/rush: 6.2 • Avg/catch: 13.4 • Pass effic: 128.90 • KR avg: 20.7 • PR avg: 5.6 • All purpose avg/game: 541.6 • Total offense avg/gm: 428.7

		Tackles				Sacks	Fumble		Pass Defense			blkd	PAT Attempts			off		
Date	Opponent	ua	a	total	tfl-yds	no-yds	ff	fr-yds	int-yds	qbh	brup	kick	kick	rush	rcv	saf	t/o	pts
Sep 03	LA TECH	44	32	76	9.0-37	4.0-26	1	0-0	2-34	3	4	0	2-2	0	0	0	14	20
Sep 10	at TCU	38	42	80	5.0-16	1.0-6	0	0-0	0-0	4	7	0	5-5	0	0	0	0	38
Sep 17	TEXAS STATE	25	60	85	2.0-7	1.0-6	1	1-0	0-0	0	3	0	0-0	0	0	0	0	3
Sep 24	vs Texas A&M	46	26	72	10.0-35	1.0-9	2	3-0	0-0	3	5	0	6-6	0	0	0	17	45
Oct 01	ALCORN STATE	20	52	72	1.0-1	0.0-0	0	1-0	0-0	1	3	0	1-1	0	0	0	0	10
Oct 08	ALABAMA	40	34	74	10.0-62	7.0-53	3	2-23	3-114	12	5	0	7-7	0	0	0	28	49
Oct 15	OLE MISS	42	42	84	4.0-28	3.0-27	0	0-0	1-17	7	5	0	3-4	0	0	0	7	30
Oct 22	at Auburn	40	18	58	11.0-43	4.0-25	0	1-0	1-0	15	4	0	8-8	0	0	0	14	56
Nov 05	FLORIDA	48	30	78	5.0-18	1.0-9	0	0-0	1-37	5	2	0	1-1	0	0	0	7	10
Nov 12	LSU	32	26	58	4.0-28	3.0-22	0	1-0	2-16	4	6	0	5-5	0	0	0	14	38
Nov 18	at Mississippi State	30	52	82	5.0-14	0.0-0	0	0-0	0-0	3	1	0	4-4	0	1	0	0	42
Nov 25	at Missouri	63	16	79	11.0-61	4.0-44	0	0-0	2-4	4	6	0	4-4	0	0	0	7	28
Opponents		468	430	898	77.0-350	29.0-227	7	9-23	12-222	61	51	0	46-47	0	1	0	108	369
		382	380	762	51.0-251	21.0-168	13	10-0	9-179	26	44	2	42-43	1	1	0	52	370

		Punting									Field Goals			Kickoffs				
Date	Opponent	no.	yds	avg	long	blkd	tb	fc	50+	i20	md-att	long	blkd	no.	yds	avg	tb	ob
Sep 03	LA TECH	3	115	38.3	49	0	0	0	0	0	2-4	43	0	5	320	64.0	3	0
Sep 10	at TCU	5	199	39.8	49	0	1	1	0	1	1-2	37	1	5	303	60.6	1	0
Sep 17	TEXAS STATE	8	365	45.6	57	0	0	2	3	4	1-1	39	0	2	120	60.0	0	0
Sep 24	vs Texas A&M	2	95	47.5	50	0	0	0	1	1	1-2	48	0	8	520	65.0	7	0
Oct 01	ALCORN STATE	5	211	42.2	51	0	0	2	1	2	1-2	43	1	3	142	47.3	1	0
Oct 08	ALABAMA	4	206	51.5	63	0	2	1	2	2	0-0	0	0	8	489	61.1	4	0
Oct 15	OLE MISS	5	201	40.2	47	0	1	1	0	1	1-1	33	0	6	365	60.8	3	1
Oct 22	at Auburn	3	119	39.7	53	0	1	1	1	1	0-0	0	0	9	585	65.0	7	0
Nov 05	FLORIDA	7	311	44.4	59	0	0	3	1	4	1-1	49	0	2	130	65.0	1	0
Nov 12	LSU	4	188	47.0	50	0	1	1	1	1	1-1	19	0	7	421	60.1	0	0
Nov 18	at Mississippi State	4	151	37.8	41	0	0	3	0	0	0-1	0	0	6	321	53.5	1	1
Nov 25	at Missouri	5	196	39.2	49	0	0	1	0	1	0-0	0	0	5	301	60.2	0	0
Opponents		55	2357	42.9	63	0	6	16	10	18	9-15	49	2	66	4017	60.9	28	2
		52	2322	44.7	60	0	3	22	19	20	12-16	54	0	67	4089	61.0	14	3



2016 Arkansas Razorbacks Football
Arkansas Game Superlatives (Regular Season)
All games



INDIVIDUAL GAME HIGHS

Rushes	28	Rawleigh Williams at TCU (Sep 10, 2016)
Yards Rushing	205	Rawleigh Williams at Mississippi State (Nov 18, 2016)
TD Rushes	4	Rawleigh Williams at Mississippi State (Nov 18, 2016)
Long Rush	75	Devwah Whaley vs Alcorn State (Oct 01, 2016)
Pass attempts	48	Austin Allen vs Alabama (Oct 08, 2016)
Pass completions	28	Austin Allen vs Texas A&M (Sep 24, 2016)
Yards Passing	400	Austin Allen vs Alabama (Oct 08, 2016)
TD Passes	3	Austin Allen at TCU (Sep 10, 2016)
	3	Austin Allen vs Alcorn State (Oct 01, 2016)
	3	Austin Allen vs Alabama (Oct 08, 2016)
	3	Austin Allen vs OLE MISS (Oct 15, 2016)
Long Pass	73	Austin Allen vs TEXAS STATE (Sep 17, 2016)
Receptions	9	Drew Morgan vs Texas A&M (Sep 24, 2016)
Yards Receiving	146	Jared Cornelius vs Alabama (Oct 08, 2016)
TD Receptions	2	Jared Cornelius vs Alcorn State (Oct 01, 2016)
	2	Keon Hatcher vs Alabama (Oct 08, 2016)
	2	Keon Hatcher at Mississippi State (Nov 18, 2016)
Long Reception	73	Keon Hatcher vs TEXAS STATE (Sep 17, 2016)
Field Goals	2	Cole Hedlund at TCU (Sep 10, 2016)
	2	Adam McFain vs OLE MISS (Oct 15, 2016)
Long Field Goal	54	Adam McFain at Auburn (Oct 22, 2016)
Punts	10	Toby Baker at Auburn (Oct 22, 2016)
Punting Avg	52.8	Toby Baker vs Alabama (Oct 08, 2016)
Long Punt	60	Toby Baker at Missouri (Nov 25, 2016)
Punts inside 20	3	Toby Baker vs OLE MISS (Oct 15, 2016)
	3	Toby Baker vs LSU (Nov 12, 2016)
	3	Toby Baker at Missouri (Nov 25, 2016)
Long Punt Return	33	Drew Morgan vs Alcorn State (Oct 01, 2016)
Long Kickoff Return	43	Deon Stewart at Missouri (Nov 25, 2016)
Tackles	13	Brooks Ellis at TCU (Sep 10, 2016)
Sacks	1.5	Jeremiah Ledbetter vs TEXAS STATE (Sep 17, 2016)
Tackles For Loss	3.0	Brooks Ellis at TCU (Sep 10, 2016)
Interceptions	1	Dre Greenlaw vs LA Tech (Sep 03, 2016)
	1	Brooks Ellis at TCU (Sep 10, 2016)
	1	Ryan Pulley vs TEXAS STATE (Sep 17, 2016)
	1	Henre' Toliver vs Alcorn State (Oct 01, 2016)
	1	Josh Liddell vs Alcorn State (Oct 01, 2016)
	1	Dwayne Eugene vs Alabama (Oct 08, 2016)
	1	Henre' Toliver vs OLE MISS (Oct 15, 2016)
	1	Santos Ramirez vs Florida (Nov 05, 2016)
	1	Josh Liddell vs Florida (Nov 05, 2016)



2016 Arkansas Razorbacks Football
Arkansas Game Superlatives (Regular Season)
All games



TEAM GAME HIGHS

Rushes	51	vs OLE MISS (Oct 15, 2016)
Yards Rushing	357	at Mississippi State (Nov 18, 2016)
Yards Per Rush	9.3	vs Alcorn State (Oct 01, 2016)
TD Rushes	5	at Mississippi State (Nov 18, 2016)
Pass attempts	48	vs Alabama (Oct 08, 2016)
Pass completions	28	vs Texas A&M (Sep 24, 2016)
Yards Passing	400	vs Alabama (Oct 08, 2016)
Yards Per Pass	11.7	at Mississippi State (Nov 18, 2016)
TD Passes	3	at TCU (Sep 10, 2016)
	3	vs Alcorn State (Oct 01, 2016)
	3	vs Alabama (Oct 08, 2016)
	3	vs OLE MISS (Oct 15, 2016)
	3	at Mississippi State (Nov 18, 2016)
Total Plays	85	at Missouri (Nov 25, 2016)
Total Offense	661	at Mississippi State (Nov 18, 2016)
Yards Per Play	10.0	vs Alcorn State (Oct 01, 2016)
Points	58	at Mississippi State (Nov 18, 2016)
Sacks By	4	vs TEXAS STATE (Sep 17, 2016)
First Downs	27	vs Texas A&M (Sep 24, 2016)
	27	vs OLE MISS (Oct 15, 2016)
	27	at Mississippi State (Nov 18, 2016)
	27	at Missouri (Nov 25, 2016)
Penalties	9	vs Florida (Nov 05, 2016)
Penalty Yards	97	vs Florida (Nov 05, 2016)
Turnovers	5	vs Alabama (Oct 08, 2016)
Interceptions By	2	vs Alcorn State (Oct 01, 2016)
	2	vs Florida (Nov 05, 2016)
Punts	10	at Auburn (Oct 22, 2016)
Punting Avg	52.8	vs Alabama (Oct 08, 2016)
Long Punt	60	at Missouri (Nov 25, 2016)
Punts inside 20	3	vs TEXAS STATE (Sep 17, 2016)
	3	vs OLE MISS (Oct 15, 2016)
	3	vs LSU (Nov 12, 2016)
	3	at Missouri (Nov 25, 2016)
Long Punt Return	33	vs Alcorn State (Oct 01, 2016)



2016 Arkansas Razorbacks Football
Arkansas Game Superlatives (Regular Season)
All games



OPPONENT INDIVIDUAL GAME HIGHS

Rushes	27	Kamryn Pettway, at Auburn (Oct 22, 2016)
Yards Rushing	252	Derrius Guice, vs LSU (Nov 12, 2016)
TD Rushes	4	Nick Fitzgerald, at Mississippi State (Nov 18, 2016)
Long Rush	96	Derrius Guice, vs LSU (Nov 12, 2016)
Pass attempts	56	Hill, Kenny, at TCU (Sep 10, 2016)
Pass completions	36	Hill, Kenny, at TCU (Sep 10, 2016)
Yards Passing	377	Hill, Kenny, at TCU (Sep 10, 2016)
TD Passes	2	Trevor Knight, vs Texas A&M (Sep 24, 2016)
	2	Jalen Hurts, vs Alabama (Oct 08, 2016)
	2	Nick Fitzgerald, at Mississippi State (Nov 18, 2016)
Long Pass	92	Trevor Knight, vs Texas A&M (Sep 24, 2016)
Receptions	10	Fred Ross, at Mississippi State (Nov 18, 2016)
Yards Receiving	171	Fred Ross, at Mississippi State (Nov 18, 2016)
TD Receptions	2	Fred Ross, at Mississippi State (Nov 18, 2016)
Long Reception	92	Josh Reynolds, vs Texas A&M (Sep 24, 2016)
Field Goals	2	J. Barnes, vs LA Tech (Sep 03, 2016)
Long Field Goal	49	E. Pineiro, vs Florida (Nov 05, 2016)
Punts	8	Lumi Kaba, vs TEXAS STATE (Sep 17, 2016)
Punting Avg	51.5	JK Scott, vs Alabama (Oct 08, 2016)
Long Punt	63	JK Scott, vs Alabama (Oct 08, 2016)
Punts inside 20	4	Lumi Kaba, vs TEXAS STATE (Sep 17, 2016)
	4	J. Townsend, vs Florida (Nov 05, 2016)
Long Punt Return	34	Turpin, K., at TCU (Sep 10, 2016)
Long Kickoff Return	64	Turpin, K., at TCU (Sep 10, 2016)
Tackles	17	Douglas, Sammy, at TCU (Sep 10, 2016)
Sacks	3.0	Frazier, M, at Missouri (Nov 25, 2016)
Tackles For Loss	4.0	Frazier, M, at Missouri (Nov 25, 2016)
Interceptions	3	M. Fitzpatrick, vs Alabama (Oct 08, 2016)



2016 Arkansas Razorbacks Football
Arkansas Game Superlatives (Regular Season)
All games



OPPONENT TEAM GAME HIGHS

Rushes	57	at Auburn (Oct 22, 2016)
Yards Rushing	543	at Auburn (Oct 22, 2016)
Yards Per Rush	9.9	vs Texas A&M (Sep 24, 2016)
TD Rushes	7	at Auburn (Oct 22, 2016)
Pass attempts	58	at TCU (Sep 10, 2016)
Pass completions	36	at TCU (Sep 10, 2016)
Yards Passing	377	at TCU (Sep 10, 2016)
Yards Per Pass	14.9	vs Alabama (Oct 08, 2016)
TD Passes	2	vs Texas A&M (Sep 24, 2016)
	2	vs Alabama (Oct 08, 2016)
	2	at Mississippi State (Nov 18, 2016)
Total Plays	90	at TCU (Sep 10, 2016)
Total Offense	632	at Auburn (Oct 22, 2016)
Yards Per Play	10.1	vs Alabama (Oct 08, 2016)
Points	56	at Auburn (Oct 22, 2016)
Sacks By	7	vs Alabama (Oct 08, 2016)
First Downs	26	at Auburn (Oct 22, 2016)
Penalties	9	at TCU (Sep 10, 2016)
Penalty Yards	95	at TCU (Sep 10, 2016)
Turnovers	4	vs Alcorn State (Oct 01, 2016)
Interceptions By	3	vs Alabama (Oct 08, 2016)
Punts	8	vs TEXAS STATE (Sep 17, 2016)
Punting Avg	51.5	vs Alabama (Oct 08, 2016)
Long Punt	63	vs Alabama (Oct 08, 2016)
Punts inside 20	4	vs TEXAS STATE (Sep 17, 2016)
	4	vs Florida (Nov 05, 2016)
Long Punt Return	34	at TCU (Sep 10, 2016)



			Times	Times	Total		Rush	Pass	FGs	Failed to score inside RZ					
Date	Opponent	Score	In RZ	Scored	Pts	TDs	TDs	TDs	Made	FGA	Down	Int	Fumb	Half	Game
Sep 03, 2016	LA TECH	W 21-20	4	3	21	3	1	2	0	0	0	1	0	0	0
Sep 10, 2016	at TCU	W 41-38	7	6	34	4	1	3	2	1	0	0	0	0	0
Sep 17, 2016	TEXAS STATE	W 42-3	5	5	35	5	3	2	0	0	0	0	0	0	0
Sep 24, 2016	vs Texas A&M	L 24-45	7	4	24	3	1	2	1	0	2	0	1	0	0
Oct 01, 2016	ALCORN STATE	W 52-10	4	4	24	3	1	2	1	0	0	0	0	0	0
Oct 08, 2016	ALABAMA	L 30-49	5	4	23	3	1	2	1	0	0	1	0	0	0
Oct 15, 2016	OLE MISS	W 34-30	5	4	24	3	1	2	1	0	1	0	0	0	0
Oct 22, 2016	at Auburn	L 3-56	0	0	0	0	0	0	0	0	0	0	0	0	0
Nov 05, 2016	FLORIDA	W 31-10	3	3	17	2	1	1	1	0	0	0	0	0	0
Nov 12, 2016	LSU	L 10-38	3	1	3	0	0	0	1	0	0	1	1	0	0
Nov 18, 2016	at Mississippi State	W 58-42	6	6	37	5	2	3	1	0	0	0	0	0	0
Nov 25, 2016	at Missouri	L 24-28	6	3	17	2	1	1	1	0	1	2	0	0	0
Totals			55	43	259	33	13	20	10	1	4	5	2	0	0
43 of 55 (78.2%)															

			Times	Times	Total	Rush		Pass	FGs	Failed to score inside RZ						
Date	Opponent	Score	In RZ	Scored	Pts	TDs	TDs	TDs	Made	FGA	Down	Int	Fumb	Half	Game	
Sep 03, 2016	LA TECH	W 21-20	3	3	17	2	2	0	1	0	0	0	0	0	0	
Sep 10, 2016	at TCU	W 41-38	7	6	38	5	4	1	1	1	0	0	0	0	0	
Sep 17, 2016	TEXAS STATE	W 42-3	1	1	3	0	0	0	1	0	0	0	0	0	0	
Sep 24, 2016	vs Texas A&M	L 24-45	3	1	7	1	0	1	0	1	0	0	1	0	0	
Oct 01, 2016	ALCORN STATE	W 52-10	4	2	10	1	1	0	1	1	0	0	1	0	0	
Oct 08, 2016	ALABAMA	L 30-49	4	3	21	3	2	1	0	0	0	0	1	0	0	
Oct 15, 2016	OLE MISS	W 34-30	5	5	30	4	3	1	1	0	0	0	0	0	0	
Oct 22, 2016	at Auburn	L 3-56	3	3	21	3	3	0	0	0	0	0	0	0	0	
Nov 05, 2016	FLORIDA	W 31-10	1	0	0	0	0	0	0	0	1	0	0	0	0	
Nov 12, 2016	LSU	L 10-38	5	5	31	4	4	0	1	0	0	0	0	0	0	
Nov 18, 2016	at Mississippi State	W 58-42	4	4	28	4	3	1	0	0	0	0	0	0	0	
Nov 25, 2016	at Missouri	L 24-28	3	3	21	3	3	0	0	0	0	0	0	0	0	
Totals			43	36	227	30	25	5	6	3	1	0	3	0	0	
36 of 43 (83.7%)																



2016 Arkansas Razorbacks Football
Arkansas By-Quarter Statistics (Regular Season)
All games



3rd-Down Conversions

Date	Opponent	Score	Overall		1st Qtr		2nd Qtr		3rd Qtr		4th Qtr		Overtime	
Sep 03, 2016	LA TECH	W 21-20	3-12	25.0	2-3	66.7	0-3	0.0	0-2	0.0	1-4	25.0		
Sep 10, 2016	at TCU	W 41-38	7-16	43.8	1-3	33.3	2-5	40.0	1-2	50.0	1-4	25.0	2-2	100.0
Sep 17, 2016	TEXAS STATE	W 42-3	4-9	44.4	2-3	66.7	0-1	0.0	2-3	66.7	0-2	0.0		
Sep 24, 2016	vs Texas A&M	L 24-45	9-16	56.2	3-5	60.0	1-2	50.0	3-4	75.0	2-5	40.0		
Oct 01, 2016	ALCORN STATE	W 52-10	2-7	28.6	1-2	50.0	0-2	0.0	1-1	100.0	0-2	0.0		
Oct 08, 2016	ALABAMA	L 30-49	8-16	50.0	3-4	75.0	1-3	33.3	3-6	50.0	1-3	33.3		
Oct 15, 2016	OLE MISS	W 34-30	5-16	31.2	1-2	50.0	1-5	20.0	2-3	66.7	1-6	16.7		
Oct 22, 2016	at Auburn	L 3-56	3-15	20.0	2-5	40.0	1-4	25.0	0-2	0.0	0-4	0.0		
Nov 05, 2016	FLORIDA	W 31-10	6-14	42.9	1-3	33.3	1-3	33.3	2-4	50.0	2-4	50.0		
Nov 12, 2016	LSU	L 10-38	5-13	38.5	1-3	33.3	3-5	60.0	0-3	0.0	1-2	50.0		
Nov 18, 2016	at Mississippi State	W 58-42	7-11	63.6	0-1	0.0	2-3	66.7	2-3	66.7	3-4	75.0		
Nov 25, 2016	at Missouri	L 24-28	9-17	52.9	3-5	60.0	4-5	80.0	2-4	50.0	0-3	0.0		
Arkansas			68-162	42.0	20-39	51.3	16-41	39.0	18-37	48.6	12-43	27.9	2-2	100.0
Opponents			67-150	44.7	15-35	42.9	15-37	40.5	21-40	52.5	15-36	41.7	1-2	50.0

4th-Down Conversions

Date	Opponent	Score	Overall		1st Qtr		2nd Qtr		3rd Qtr		4th Qtr		Overtime	
Sep 03, 2016	LA TECH	W 21-20	3-3	100.0	0-0	0.0	1-1	100.0	0-0	0.0	2-2	100.0		
Sep 10, 2016	at TCU	W 41-38	0-0	0.0	0-0	0.0	0-0	0.0	0-0	0.0	0-0	0.0	0-0	0.0
Sep 17, 2016	TEXAS STATE	W 42-3	1-1	100.0	0-0	0.0	0-0	0.0	1-1	100.0	0-0	0.0		
Sep 24, 2016	vs Texas A&M	L 24-45	1-3	33.3	0-0	0.0	0-0	0.0	0-1	0.0	1-2	50.0		
Oct 01, 2016	ALCORN STATE	W 52-10	0-2	0.0	0-0	0.0	0-1	0.0	0-0	0.0	0-1	0.0		
Oct 08, 2016	ALABAMA	L 30-49	1-2	50.0	0-0	0.0	0-0	0.0	0-1	0.0	1-1	100.0		
Oct 15, 2016	OLE MISS	W 34-30	1-1	100.0	0-0	0.0	0-0	0.0	0-0	0.0	1-1	100.0		
Oct 22, 2016	at Auburn	L 3-56	0-1	0.0	0-0	0.0	0-0	0.0	0-1	0.0	0-0	0.0		
Nov 05, 2016	FLORIDA	W 31-10	0-0	0.0	0-0	0.0	0-0	0.0	0-0	0.0	0-0	0.0		
Nov 12, 2016	LSU	L 10-38	0-0	0.0	0-0	0.0	0-0	0.0	0-0	0.0	0-0	0.0		
Nov 18, 2016	at Mississippi State	W 58-42	2-2	100.0	0-0	0.0	0-0	0.0	1-1	100.0	1-1	100.0		
Nov 25, 2016	at Missouri	L 24-28	1-3	33.3	1-1	100.0	0-0	0.0	0-0	0.0	0-2	0.0		
Arkansas			10-18	55.6	1-1	100.0	1-2	50.0	2-5	40.0	6-10	60.0	0-0	0.0
Opponents			8-12	66.7	2-2	100.0	0-1	0.0	4-4	100.0	2-5	40.0	0-0	0.0

Time of Possession

Date	Opponent	Score	Overall		1st Qtr		2nd Qtr		3rd Qtr		4th Qtr		Overtime	
Sep 03, 2016	LA TECH	W 21-20	36:41		10:46		10:02		4:41		11:12			
Sep 10, 2016	at TCU	W 41-38	33:07		10:31		6:59		7:47		7:50		0:00	
Sep 17, 2016	TEXAS STATE	W 42-3	34:29		10:09		10:14		8:54		5:12			
Sep 24, 2016	vs Texas A&M	L 24-45	39:45		10:13		9:43		11:28		8:21			
Oct 01, 2016	ALCORN STATE	W 52-10	28:05		7:03		6:06		5:47		9:09			
Oct 08, 2016	ALABAMA	L 30-49	37:07		6:25		9:34		10:53		10:15			
Oct 15, 2016	OLE MISS	W 34-30	40:38		9:27		10:10		9:20		11:41			
Oct 22, 2016	at Auburn	L 3-56	32:37		11:43		8:50		5:44		6:20			
Nov 05, 2016	FLORIDA	W 31-10	39:21		9:59		9:50		10:24		9:08			
Nov 12, 2016	LSU	L 10-38	24:49		6:25		8:15		6:00		4:09			
Nov 18, 2016	at Mississippi State	W 58-42	33:13		6:00		8:15		10:04		8:54			
Nov 25, 2016	at Missouri	L 24-28	40:22		11:17		13:03		8:38		7:24			
Arkansas			Total	420:14	109:58		111:01		99:40		99:35		0:00	
			Avg.	35:01	9:09		9:15		8:18		8:17		0:00	
Opponents			Total	294:46	70:02		68:59		80:20		75:25		0:00	
			Avg.	24:33	5:50		5:44		6:41		6:17		0:00	



2016 Arkansas Razorbacks Football
Arkansas Games Played (Regular Season)
All games



##	PLAYER	GP-GS	LATECH	TCU	TXST	TAMU	ALCN	UA	OM	AU	UF	LS	MS	MU
3A	McTelvin Agim	12/4	XXX	XXX	XXX	XXX	XXX	XXX	XXX	XXX	START	START	START	START
8	Austin Allen	12/12	START	START	START	START	START	START	START	START	START	START	START	START
2C	Troy Allison	1/-	XXX
19	Anthony Antwine	6/-	XXX	XXX	XXX	XXX	XXX	XXX
37	Toby Baker	11/-	XXX	XXX	XXX	XXX	...	XXX	XXX	XXX	XXX	XXX	XXX	XXX
97	Tevin Beanum	12/7	XXX	START	START	START	START	START	START	START	XXX	XXX	XXX	XXX
44	Austin Cantrell	12/4	XXX	XXX	XXX	XXX	XXX	START	XXX	XXX	START	XXX	START	START
41	Austin Capps	11/-	XXX	XXX	XXX	...	XXX	XXX	XXX	XXX	XXX	XXX	XXX	XXX
18	Cameron Colbert	1/-	XXX
20	De'Andre Coley	11/5	XXX	XXX	XXX	XXX	START	START	START	...	XXX	XXX	START	START
29	Jared Collins	12/12	START	START	START	START	START	START	START	START	START	START	START	START
1	Jared Cornelius	11/4	START	XXX	...	XXX	XXX	XXX	START	XXX	XXX	XXX	START	START
15	Nate Dalton	4/-	...	XXX	XXX	XXX	XXX
2	DJ Dean	11/-	...	XXX	XXX	XXX	XXX	XXX	XXX	XXX	XXX	XXX	XXX	XXX
49	Robert Decker	12/-	XXX	XXX	XXX	XXX	XXX	XXX	XXX	XXX	XXX	XXX	XXX	XXX
51	Brooks Ellis	12/12	START	START	START	START	START	START	START	START	START	START	START	START
56	Matt Emrich	11/-	XXX	XXX	XXX	XXX	XXX	XXX	XXX	XXX	XXX	XXX	...	XXX
35	Dwayne Eugene	12/6	XXX	XXX	XXX	XXX	XXX	XXX	START	START	START	START	START	START
5A	Hjalte Froholdt	12/12	START	START	START	START	START	START	START	START	START	START	START	START
62	Johnny Gibson	12/4	XXX	XXX	XXX	XXX	XXX	XXX	XXX	XXX	START	START	START	START
23	Dre Greenlaw	6/6	START	START	START	START	START	START
89	Grayson Gunter	11/-	XXX	...	XXX	XXX	XXX	XXX	XXX	XXX	XXX	XXX	XXX	XXX
27	Khalia Hackett	7/-	XXX	XXX	XXX	XXX	XXX	XXX	XXX	...
64	Jake Hall	11/-	...	XXX	XXX	XXX	XXX	XXX	XXX	XXX	XXX	XXX	XXX	XXX
6A	T.J. Hammonds	7/-	XXX	...	XXX	...	XXX	XXX	XXX	...	XXX	XXX
8A	De'Jon Harris	11/-	XXX	...	XXX	XXX	XXX	XXX	XXX	XXX	XXX	XXX	XXX	XXX
45	Josh Harris	11/-	...	XXX	XXX	XXX	XXX	XXX	XXX	XXX	XXX	XXX	XXX	XXX
4	Keon Hatcher	11/7	XXX	XXX	START	START	...	XXX	XXX	START	START	START	START	START
9A	Cole Hedlund	6/-	XXX	XXX	XXX	XXX	XXX	XXX
81	Cody Hollister	12/4	START	XXX	XXX	XXX	START	START	START	XXX	XXX	XXX	XXX	XXX
78	Bijhon Jackson	12/-	XXX	XXX	XXX	XXX	XXX	XXX	XXX	XXX	XXX	XXX	XXX	XXX
74	Colton Jackson	11/3	START	START	START	...	XXX	XXX	XXX	XXX	XXX	XXX	XXX	XXX
34	K. Jackson	12/2	XXX	XXX	XXX	XXX	XXX	XXX	XXX	XXX	XXX	START	START	XXX
8B	Blake Johnson	1/-	XXX
32	Hayden Johnson	11/6	XXX	START	START	START	START	XXX	START	START	XXX	...	XXX	XXX
94	Taiwan Johnson	12/12	START	START	START	START	START	START	START	START	START	START	START	START
39	Byron Keaton	11/-	...	XXX	XXX	XXX	XXX	XXX	XXX	XXX	XXX	XXX	XXX	XXX
87	Jack Kraus	10/-	XXX	...	XXX	XXX	XXX	...	XXX	XXX	XXX	XXX	XXX	XXX
55	J. Ledbetter	12/12	START	START	START	START	START	START	START	START	START	START	START	START
99	Brandon Lewis	5/-	XXX	XXX	XXX	XXX	XXX
28	Josh Liddell	12/12	START	START	START	START	START	START	START	START	START	START	START	START
42	Connor Limpert	9/-	...	XXX	XXX	XXX	XXX	XXX	XXX	XXX	XXX	...	XXX	...
2B	Ryder Lucas	12/-	XXX	XXX	XXX	XXX	XXX	XXX	XXX	XXX	XXX	XXX	XXX	XXX
43	George Madden	1/-	XXX
84	D'Vone McClure	4/-	XXX	...	XXX	XXX	...	XXX
4A	Adam McFain	10/-	XXX	XXX	XXX	XXX	XXX	XXX	XXX	XXX	XXX	XXX
3C	C. McPherson	1/-	XXX



2016 Arkansas Razorbacks Football
Arkansas Games Played (Regular Season)
All games



##	PLAYER	GP-GS	LATECH	TCU	TXST	TAMU	ALCN	UA	OM	AU	UF	LS	MS	MU
79	Jalen Merrick	8/-	XXX	XXX	XXX	XXX	XXX	XXX	XXX	XXX
38	Reid Miller	12/-	XXX	XXX	XXX	XXX	XXX	XXX	XXX	XXX	XXX	XXX	XXX	XXX
7	Damon Mitchell	11/-	...	XXX	XXX	XXX	XXX	XXX	XXX	XXX	XXX	XXX	XXX	XXX
80	Drew Morgan	12/8	START	START	XXX	START	START	START	XXX	START	START	START	XXX	XXX
85	C. O'Grady	7/-	XXX	...	XXX	XXX	XXX	XXX	XXX	XXX
16	L. Pettway	9/-	...	XXX	XXX	XXX	XXX	XXX	XXX	XXX	...	XXX	...	XXX
3D	Tyler Phillips	7/-	XXX	XXX	XXX	XXX	XXX	XXX	XXX	...
11	Ryan Pulley	12/11	XXX	START	START	START	START	START	START	START	START	START	START	START
72	Frank Ragnow	12/12	START	START	START	START	START	START	START	START	START	START	START	START
76	Paul Ramirez	3/-	XXX	XXX	XXX
9	Santos Ramirez	11/7	START	START	START	START	...	XXX	XXX	START	START	START	XXX	XXX
10	Randy Ramsey	11/3	XXX	XXX	XXX	...	XXX	XXX	XXX	XXX	START	START	START	XXX
50	Jake Raulerson	10/8	START	START	START	START	START	START	START	START	XXX	XXX
3	Dominique Reed	12/2	XXX	START	START	XXX	XXX	XXX	XXX	XXX	XXX	XXX	XXX	XXX
30	K. Richardson	1/1	START
96	Karl Roesler	12/1	START	XXX	XXX	XXX	XXX	XXX	XXX	XXX	XXX	XXX	XXX	XXX
75	Zach Rogers	3/-	XXX	...	XXX	XXX	...
82	Luke Rossi	1/-	XXX
70	Dan Skipper	12/12	START	START	START	START	START	START	START	START	START	START	START	START
52	T.J. Smith	5/-	XXX	...	XXX	XXX	XXX	XXX
83	Jeremy Sprinkle	12/11	START	START	START	START	START	START	START	START	START	START	XXX	START
13	Deon Stewart	11/-	...	XXX	XXX	XXX	XXX	XXX	XXX	XXX	XXX	XXX	XXX	XXX
5B	Ty Storey	3/-	XXX	...	XXX	XXX
5	Henre' Toliver	12/9	START	START	START	START	START	START	START	START	XXX	XXX	XXX	START
24	Kody Walker	6/1	XXX	XXX	XXX	XXX	XXX	START
60	Brian Wallace	11/9	...	XXX	XXX	START	START	START	START	START	START	START	START	START
14	River Warnock	4/-	XXX	...	XXX	XXX	XXX	...
86	Armon Watts	1/-	XXX	...
21	Devwah Whaley	12/-	XXX	XXX	XXX	XXX	XXX	XXX	XXX	XXX	XXX	XXX	XXX	XXX
2A	Josh Williams	11/-	XXX	XXX	XXX	XXX	XXX	...	XXX	XXX	XXX	XXX	XXX	XXX
22	R. Williams	12/11	START	START	START	START	START	XXX	START	START	START	START	START	START
6	J. Winston	12/4	XXX	XXX	XXX	XXX	XXX	XXX	XXX	XXX	START	START	START	START
48	Deatrich Wise	12/8	START	START	START	START	START	START	START	START	XXX	XXX	XXX	XXX



2016 Arkansas Razorbacks Football
Arkansas Passing Game-by-Game (Regular Season)
All games



#8 Austin Allen	Comp	Att	Int	Pct	Yards	TD	Long	Sacked	Effic
LA Tech	20	29	2	69.0	191	2	18	4-26	133.26
TCU	17	29	0	58.6	223	3	25	1-6	157.35
TEXAS STATE	16	21	0	76.2	241	2	73	1-6	204.02
Texas A&M	28	42	0	66.7	371	2	44	1-9	156.58
Alcorn State	13	18	0	72.2	206	3	35	0-0	223.36
Alabama	25	48	3	52.1	400	3	57	7-53	130.21
OLE MISS	19	32	1	59.4	229	3	51	3-27	144.17
Auburn	17	30	1	56.7	187	0	19	3-15	102.36
Florida	15	26	1	57.7	243	1	43	1-9	141.20
LSU	15	31	2	48.4	210	1	54	3-22	103.03
Mississippi State	18	25	0	72.0	303	2	34	0-0	200.21
Missouri	24	39	2	61.5	348	1	66	4-44	134.70
TOTALS	227	370	12	61.4	3152	23	73	28-217	146.94

#22 R. Williams	Comp	Att	Int	Pct	Yards	TD	Long	Sacked	Effic
Mississippi State	1	1	0	100.0	1	1	1	0-0	438.40
TOTALS	1	1	0	100.0	1	1	1	0-0	438.40

#5B Ty Storey	Comp	Att	Int	Pct	Yards	TD	Long	Sacked	Effic
TEXAS STATE	0	1	0	0.0	0	0	0	0-0	0.00
Auburn	1	3	0	33.3	3	0	3	1-10	41.73
TOTALS	1	4	0	25.0	3	0	3	1-10	31.30



2016 Arkansas Razorbacks Football
Arkansas Rushing/Receiving Game-by-Game (Regular Season)
All games



RUSHING	No-Yds/TD	LATECH	TCU	TXST	TAMU	ALCN	UA	OM	AU	UF	LS	MS	MU
R. Williams	233-1326/12	24-96/1	28-137/0	19-121/2	17-79/1	13-126/0	12-46/1	27-180/0	13-22/0	26-148/2	13-49/0	16-205/4	25-117/1
Devwah Whaley	105-601/3	2-1/0	2-5/0	11-50/0	9-29/0	9-135/1	5-21/0	11-65/0	8-11/0	14-66/0	7-52/0	19-112/1	8-54/1
Kody Walker	31-110/1	6-24/0	7-19/0	7-23/1	5-23/0	2-6/0	4-15/0	DNP	DNP	DNP	DNP	DNP	DNP
T.J. Hammonds	14-86/1	DNP	DNP	-	DNP	5-29/1	DNP	-	4-2/0	1-15/0	DNP	1-30/0	3-10/0
Jared Cornelius	13-53/1	3-13/0	-	DNP	1-7/0	-	1-8/0	2-17/1	-	2-3/0	-	2-7/0	2--2/0
Cody Hollister	2-48/1	-	-	-	-	2-48/1	-	-	-	-	-	-	-
Dominique Reed	5-26/0	-	2-18/0	1-15/0	1--6/0	-	1--1/0	-	-	-	-	-	-
Damon Mitchell	7-18/0	DNP	-	2-2/0	-	4-12/0	-	-	1-4/0	-	-	-	-
Deon Stewart	1-4/0	DNP	-	-	-	-	-	-	-	1-4/0	-	-	-
C. McPherson	2-4/0	DNP	DNP	DNP	DNP	2-4/0	DNP	DNP	DNP	DNP	DNP	DNP	DNP
Drew Morgan	3-4/0	-	-	-	-	-	1--6/0	-	-	-	1-2/0	-	1-8/0
Keon Hatcher	3-3/0	-	-	-	1--5/0	DNP	-	2-8/0	-	-	-	-	-
Ty Storey	2--17/0	DNP	DNP	-	DNP	1--7/0	DNP	DNP	1--10/0	DNP	DNP	DNP	DNP
Team	8--54/0	1--2/0	1--1/0	DNP	1--1/0	-	DNP	3--46/0	DNP	1--2/0	DNP	1--2/0	DNP
Austin Allen	54--113/1	4--26/0	3-2/1	4-15/0	5--6/0	-	12--10/0	6--24/0	4--4/0	4--11/0	3--22/0	2-5/0	7--32/0

RECEIVING	No-Yds/TD	LATECH	TCU	TXST	TAMU	ALCN	UA	OM	AU	UF	LS	MS	MU
Drew Morgan	61-664/3	5-47/0	7-93/1	3-28/0	9-86/0	4-47/0	5-43/0	4-34/1	4-42/0	7-95/1	1-4/0	6-91/0	6-54/0
Keon Hatcher	38-638/7	6-86/0	2-22/1	3-96/1	3-77/1	DNP	4-39/2	3-34/0	7-81/0	1-6/0	2-26/0	4-65/2	3-106/0
Jared Cornelius	32-515/4	1-13/1	2-17/0	DNP	7-126/1	4-106/2	5-146/0	3-40/0	2-17/0	-	3-15/0	2-12/0	3-23/0
Jeremy Sprinkle	33-380/4	3-19/1	3-58/1	3-20/1	4-46/0	2-14/0	3-37/1	1-5/0	1-16/0	3-51/0	4-29/0	2-37/0	4-48/0
Dominique Reed	14-242/2	1-6/0	1-11/0	2-36/0	-	-	1-20/0	3-65/1	-	-	2-58/1	-	4-46/0
R. Williams	14-227/1	3-15/0	-	-	1--4/0	-	2-51/0	2-18/1	2-19/0	2-22/0	1-54/0	-	1-52/0
Cody Hollister	10-140/0	-	-	3-38/0	3-39/0	-	2-43/0	1-19/0	-	-	1-1/0	-	-
Devwah Whaley	5-113/0	-	-	-	-	-	-	-	-	2-69/0	1-23/0	1-14/0	1-7/0
Austin Cantrell	12-113/2	1-5/0	1-4/0	1-12/0	-	1-14/0	1-11/0	2-14/0	2-15/0	-	-	2-33/1	1-5/1
Grayson Gunter	1-29/0	-	DNP	-	-	-	-	-	-	-	-	1-29/0	-
Hayden Johnson	2-25/0	-	1-18/0	-	-	-	-	-	-	-	DNP	-	1-7/0
C. O'Grady	1-23/0	DNP	DNP	-	DNP	-	DNP	DNP	-	-	-	1-23/0	-
Kody Walker	3-21/0	-	-	1-11/0	-	-	2-10/0	DNP	DNP	DNP	DNP	DNP	DNP
Deon Stewart	1-15/0	DNP	-	-	-	1-15/0	-	-	-	-	-	-	-
L. Pettway	1-10/1	DNP	-	-	-	1-10/1	-	-	-	DNP	-	DNP	-
K. Jackson	1-1/0	-	-	-	1-1/0	-	-	-	-	-	-	-	-



2016 Arkansas Razorbacks Football
Arkansas Return Stats Game-by-Game (Regular Season)
All games



PUNT RETURNS	No-Yds	LATECH	TCU	TXST	TAMU	ALCN	UA	OM	AU	UF	LS	MS	MU
Jared Cornelius	12-85	1-0	2-35	DNP	1--1	-	-	2-5	-	3-0	1-10	1-21	1-15
Drew Morgan	4-37	-	-	2-1	-	1-33	-	-	-	-	-	-	1-3

KICK RETURNS	No-Yds	LATECH	TCU	TXST	TAMU	ALCN	UA	OM	AU	UF	LS	MS	MU
Deon Stewart	21-419	DNP	-	-	1-15	1-25	1-29	-	2-29	1-15	7-117	4-70	4-119
Dominique Reed	9-161	2-42	4-77	2-26	-	-	1-16	-	-	-	-	-	-
Drew Morgan	2-42	-	-	-	-	-	2-42	-	-	-	-	-	-
Keon Hatcher	1-20	-	-	-	-	DNP	-	-	-	-	-	-	1-20
T.J. Hammonds	1-16	DNP	DNP	-	DNP	-	DNP	1-16	-	-	DNP	-	-
K. Jackson	1-10	-	-	-	-	-	-	1-10	-	-	-	-	-
Team	1-4	-	-	DNP	-	1-4	DNP	-	DNP	-	DNP	-	DNP

INT. RETURNS	No-Yds	LATECH	TCU	TXST	TAMU	ALCN	UA	OM	AU	UF	LS	MS	MU
Josh Liddell	2-2	-	-	-	-	1-2	-	-	-	1-0	-	-	-
Henre' Toliver	2-70	-	-	-	-	1-70	-	1-0	-	-	-	-	-
Ryan Pulley	1-25	-	-	1-25	-	-	-	-	-	-	-	-	-
Santos Ramirez	1-24	-	-	-	-	DNP	-	-	-	1-24	-	-	-
Brooks Ellis	1-47	-	1-47	-	-	-	-	-	-	-	-	-	-
Dwayne Eugene	1-8	-	-	-	-	-	1-8	-	-	-	-	-	-
Dre Greenlaw	1-3	1-3	-	-	-	-	-	DNP	DNP	DNP	DNP	DNP	DNP

FUMBLE RETURNS	No-Yds	LATECH	TCU	TXST	TAMU	ALCN	UA	OM	AU	UF	LS	MS	MU
----------------	--------	--------	-----	------	------	------	----	----	----	----	----	----	----



2016 Arkansas Razorbacks Football
Arkansas All-Purpose Yards Game-by-Game (Regular Season)
All games



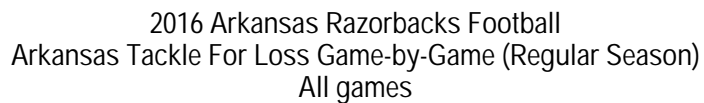
ALL-PURPOSE YARDS	Total	LATECH	TCU	TXST	TAMU	ALCN	UA	OM	AU	UF	LS	MS	MU
R. Williams	1553	111	137	121	75	126	97	198	41	170	103	205	169
Drew Morgan	747	47	93	29	86	80	79	34	42	95	6	91	65
Devwah Whaley	714	1	5	50	29	135	21	65	11	135	75	126	61
Keon Hatcher	661	86	22	96	72	DNP	39	42	81	6	26	65	126
Jared Cornelius	653	26	52	DNP	132	106	154	62	17	3	25	40	36
Deon Stewart	438	DNP	-	-	15	40	29	-	29	19	117	70	119
Dominique Reed	429	48	106	77	-6	-	35	65	-	-	58	-	46
Jeremy Sprinkle	380	19	58	20	46	14	37	5	16	51	29	37	48
Cody Hollister	188	-	-	38	39	48	43	19	-	-	1	-	-
Kody Walker	131	24	19	34	23	6	25	DNP	DNP	DNP	DNP	DNP	DNP
Austin Cantrell	113	5	4	12	-	14	11	14	15	-	-	33	5
T.J. Hammonds	102	DNP	DNP	-	DNP	29	DNP	16	2	15	DNP	30	10
Henre' Toliver	70	-	-	-	-	70	-	-	-	-	-	-	-
Brooks Ellis	47	-	47	-	-	-	-	-	-	-	-	-	-
Grayson Gunter	29	-	DNP	-	-	-	-	-	-	-	-	29	-
Ryan Pulley	25	-	-	25	-	-	-	-	-	-	-	-	-
Hayden Johnson	25	-	18	-	-	-	-	-	-	-	DNP	-	7
Santos Ramirez	24	-	-	-	-	DNP	-	-	-	24	-	-	-
C. O'Grady	23	DNP	DNP	-	DNP	-	DNP	DNP	-	-	-	23	-
Damon Mitchell	18	DNP	-	2	-	12	-	-	4	-	-	-	-
K. Jackson	11	-	-	-	1	-	-	10	-	-	-	-	-
L. Pettway	10	DNP	-	-	-	10	-	-	-	DNP	-	DNP	-
Dwayne Eugene	8	-	-	-	-	-	8	-	-	-	-	-	-
C. McPherson	4	DNP	DNP	DNP	DNP	4	DNP	DNP	DNP	DNP	DNP	DNP	DNP
Dre Greenlaw	3	3	-	-	-	-	-	DNP	DNP	DNP	DNP	DNP	DNP
Josh Liddell	2	-	-	-	-	2	-	-	-	-	-	-	-
Ty Storey	-17	DNP	DNP	-	DNP	-7	DNP	DNP	-10	DNP	DNP	DNP	DNP
Team	-50	-2	-1	-	-1	4	-	-46	-	-2	-	-2	-
Austin Allen	-113	-26	2	15	-6	-	-10	-24	-4	-11	-22	5	-32

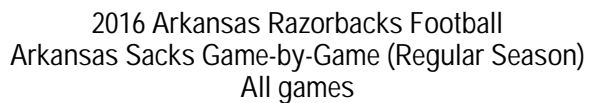


2016 Arkansas Razorbacks Football
Arkansas Total Tackles Game-by-Game (Regular Season)
All games



Total Tackles	UA-A	Total	LATECH	TCU	TXST	TAMU	ALCN	UA	OM	AU	UF	LS	MS	MU
Brooks Ellis	36-42	78	2-4	8-5	4-3	2-2	0-4	4-4	4-5	2-4	2-3	3-4	2-4	3-0
Josh Liddell	35-23	58	3-2	1-2	0-2	3-1	4-2	2-2	8-1	4-4	1-1	4-4	3-2	2-0
Deatrich Wise	20-25	45	1-6	2-2	1-1	2-4	2-1	1-1	0-4	6-2	1-1	-	1-3	3-0
Ryan Pulley	31-12	43	2-0	4-0	3-0	2-2	1-3	3-0	5-0	1-1	1-0	2-3	2-1	5-2
Henre' Toliver	29-14	43	2-2	4-2	1-0	3-1	4-3	2-1	2-2	2-1	1-0	-	3-2	5-0
J. Ledbetter	14-29	43	2-4	3-4	3-1	1-2	1-0	0-2	1-4	1-2	0-4	2-3	0-3	-
Dwayne Eugene	18-20	38	-	-	0-2	-	1-0	1-2	1-2	4-4	3-2	4-6	1-2	3-0
Santos Ramirez	28-10	38	4-3	5-0	1-1	4-1	DNP	-	3-1	4-2	4-1	3-0	0-1	-
Dre Greenlaw	20-16	36	2-5	4-4	5-1	7-4	1-2	1-0	DNP	DNP	DNP	DNP	DNP	DNP
De'Jon Harris	15-19	34	-	DNP	0-2	1-1	3-4	2-2	-	-	0-1	4-3	4-6	1-0
De'Andre Coley	18-14	32	1-0	2-2	1-1	0-1	4-3	3-3	1-0	DNP	-	4-2	2-2	-
Jared Collins	17-12	29	0-1	1-1	-	1-0	0-1	1-3	1-2	2-0	1-1	2-1	3-2	5-0
McTelvin Agim	8-17	25	0-2	2-2	1-0	-	1-1	-	0-2	2-1	1-2	-	0-7	1-0
DJ Dean	9-15	24	DNP	-	0-1	-	0-2	1-3	1-1	1-0	1-2	1-3	3-3	1-0
Taiwan Johnson	7-16	23	1-0	2-1	0-1	1-4	0-1	1-1	0-2	0-2	0-2	0-2	-	2-0
Tevin Beanum	6-15	21	1-0	1-4	1-0	1-1	0-1	1-0	0-1	1-4	-	0-2	0-2	-
Randy Ramsey	12-7	19	1-0	1-1	1-1	DNP	2-0	-	-	4-1	1-0	2-3	0-1	-
J. Winston	7-11	18	-	-	0-1	-	1-1	-	-	1-1	1-0	2-2	2-5	0-1
Austin Capps	2-9	11	1-1	0-1	0-1	DNP	1-1	0-2	-	-	0-1	0-1	0-1	-
Ryder Lucas	5-6	11	-	2-0	0-1	0-1	0-1	-	-	1-0	-	1-0	1-3	-
Bijhon Jackson	4-5	9	-	-	0-1	-	1-1	-	-	-	1-1	1-1	0-1	1-0
Reid Miller	3-6	9	-	-	-	-	0-1	0-1	1-0	-	1-0	0-2	0-2	1-0
Brandon Lewis	2-7	9	DNP	DNP	1-3	-	1-1	0-2	0-1	DNP	DNP	DNP	DNP	DNP
Josh Harris	5-3	8	DNP	-	1-1	-	2-1	1-1	-	-	-	-	-	1-0
Cody Hollister	6-2	8	-	-	-	-	1-0	2-0	2-0	-	-	-	1-2	-
K. Richardson	2-5	7	2-5	DNP	DNP	DNP	DNP	DNP	DNP	DNP	DNP	DNP	DNP	DNP
Karl Roesler	4-2	6	-	-	1-1	1-0	-	-	0-1	2-0	-	-	-	-
Khalia Hackett	2-4	6	0-1	0-1	DNP	DNP	DNP	DNP	-	2-1	-	-	0-1	DNP
Damon Mitchell	1-5	6	DNP	-	-	0-1	0-1	-	-	-	1-0	-	0-2	0-1
T.J. Smith	1-3	4	DNP	DNP	0-1	DNP	1-2	-	DNP	DNP	DNP	DNP	-	-
Byron Keaton	2-2	4	DNP	1-0	0-1	-	-	-	-	-	-	-	1-1	-
R. Williams	2-0	2	-	-	-	-	-	-	-	-	-	1-0	-	1-0
Matt Emrich	1-1	2	0-1	1-0	-	-	-	-	-	-	-	-	DNP	-
Josh Williams	1-0	1	-	-	-	-	-	DNP	-	-	-	-	-	1-0
Colton Jackson	1-0	1	1-0	-	-	DNP	-	-	-	-	-	-	-	-
Toby Baker	1-0	1	-	1-0	-	-	DNP	-	-	-	-	-	-	-
Austin Cantrell	1-0	1	1-0	-	-	-	-	-	-	-	-	-	-	-
Adam McFain	0-1	1	0-1	DNP	DNP	-	-	-	-	-	-	-	-	-
Armon Watts	0-1	1	DNP	DNP	DNP	DNP	DNP	DNP	DNP	DNP	DNP	DNP	0-1	DNP
D'Vone McClure	1-0	1	DNP	DNP	-	DNP	-	DNP	DNP	DNP	DNP	-	DNP	1-0
Austin Allen	1-0	1	-	-	-	-	-	-	1-0	-	-	-	-	-
Keon Hatcher	1-0	1	-	-	-	-	DNP	1-0	-	-	-	-	-	-
Jake Hall	1-0	1	DNP	-	-	-	-	1-0	-	-	-	-	-	-
Connor Limpert	1-0	1	DNP	-	-	-	1-0	-	-	-	-	DNP	-	DNP
Team	0-1	1	-	-	-	-	-	-	0-1	-	-	-	-	-
Nate Dalton	1-0	1	DNP	-	DNP	DNP	-	1-0	-	DNP	DNP	DNP	DNP	DNP

[illegible]

[illegible]



2016 Arkansas Razorbacks Football
Arkansas Fumbles Game-by-Game (Regular Season)
All games



FUMBLES	No-Lost	LATECH	TCU	TXST	TAMU	ALCN	UA	OM	AU	UF	LS	MS	MU
Austin Allen	5-4	-	-	1-1	1-1	-	1-1	1-0	1-1	-	-	-	-
Devwah Whaley	1-1	-	-	-	-	-	-	-	-	-	1-1	-	-
Deon Stewart	1-1	DNP	-	-	-	-	1-1	-	-	-	-	-	-
Dominique Reed	1-1	-	-	-	1-1	-	-	-	-	-	-	-	-
Kody Walker	1-0	-	-	-	-	-	1-0	DNP	DNP	DNP	DNP	DNP	DNP
Ty Storey	1-1	DNP	DNP	-	DNP	1-1	DNP	DNP	-	DNP	DNP	DNP	DNP
R. Williams	1-1	-	-	-	1-1	-	-	-	-	-	-	-	-
Drew Morgan	1-0	1-0	-	-	-	-	-	-	-	-	-	-	-

FUMBLES FORCED	Number	LATECH	TCU	TXST	TAMU	ALCN	UA	OM	AU	UF	LS	MS	MU
Randy Ramsey	3	1	-	-	DNP	1	-	-	-	-	1	-	-
De'Andre Coley	2	-	-	-	-	-	2	-	DNP	-	-	-	-
Santos Ramirez	2	-	-	-	1	DNP	-	1	-	-	-	-	-
J. Ledbetter	1	-	1	-	-	-	-	-	-	-	-	-	-
Josh Williams	1	-	-	-	-	-	DNP	-	-	-	-	-	1
Josh Liddell	1	-	-	-	-	-	-	1	-	-	-	-	-
Deatrich Wise	1	-	-	-	-	1	-	-	-	-	-	-	-
De'Jon Harris	1	-	DNP	-	-	-	1	-	-	-	-	-	-
Damon Mitchell	1	DNP	-	-	-	-	-	-	-	1	-	-	-

FUMBLES RECOVERED	Number	LATECH	TCU	TXST	TAMU	ALCN	UA	OM	AU	UF	LS	MS	MU
De'Andre Coley	2	-	-	-	-	1	1	-	DNP	-	-	-	-
Cody Hollister	2	-	-	-	1	-	-	-	-	-	1	-	-
Dre Greenlaw	2	-	1	-	1	-	-	DNP	DNP	DNP	DNP	DNP	DNP
Dwayne Eugene	2	-	-	-	-	-	-	-	-	-	1	-	1
Randy Ramsey	1	-	-	-	DNP	1	-	-	-	-	-	-	-
Ryan Pulley	1	-	-	-	-	-	1	-	-	-	-	-	-



2016 Arkansas Razorbacks Football
Arkansas Individual Season/Career Statistics (Regular Season)
All games



	SEASON						CAREER					
Total Offense	g	plays	rush	pass	total	avg/g	g	plays	rush	pass	total	avg/g
Austin Allen	12	424	-113	3152	3039	253.2	20	450	-109	3340	3231	161.6
Rawleigh Williams	12	234	1326	1	1327	110.6	19	290	1580	1	1581	83.2
Dewwah Whaley	12	105	601	0	601	50.1	12	105	601	0	601	50.1
Kody Walker	6	31	110	0	110	18.3	41	179	754	0	754	18.4
T.J. Hammonds	7	14	86	0	86	12.3	7	14	86	0	86	12.3
Jared Cornelius	11	13	53	0	53	4.8	33	25	188	0	188	5.7
Cody Hollister	12	2	48	0	48	4.0	30	2	48	0	48	1.6
Dominique Reed	12	5	26	0	26	2.2	24	9	50	0	50	2.1
Damon Mitchell	11	7	18	0	18	1.6	28	19	105	11	116	4.1
Drew Morgan	12	3	4	0	4	0.3	48	7	24	0	24	0.5
Connor McPherson	1	2	4	0	4	4.0	1	2	4	0	4	4.0
Deon Stewart	11	1	4	0	4	0.4	11	1	4	0	4	0.4
Keon Hatcher	11	3	3	0	3	0.3	46	20	255	0	255	5.5
Ty Storey	3	6	-17	3	-14	-4.7	3	6	-17	3	-14	-4.7
Team	7	8	-54	0	-54	-7.7						
Total	12	858	2099	3156	5255	437.9						
Opponents	12	744	2512	2632	5144	428.7						

Scoring	td	fg	PAT				dxp	saf	pts	td	fg	PAT				dxp	saf	pts
			kick	rush	rcv	pass						kick	rush	rcv	pass			
Rawleigh Williams	13	-	-	-	-	0-1	-	-	78	14	-	-	-	-	0-1	-	-	84
Adam McFain	-	8-10	20-21	-	-	-	-	-	44	-	15-20	40-41	-	-	-	-	-	85
Keon Hatcher	7	-	-	1-1	-	1-1	-	-	44	19	-	-	1-1	-	1-1	-	-	116
Cole Hedlund	-	4-6	22-22	-	-	-	-	-	34	-	13-21	80-80	-	-	-	-	-	119
Jared Cornelius	5	-	-	-	-	-	-	-	30	12	-	-	-	-	1-1	-	-	72
Jeremy Sprinkle	4	-	-	-	-	-	-	-	24	11	-	-	-	1	-	-	-	68
Dewwah Whaley	3	-	-	-	-	-	-	-	18	3	-	-	-	-	-	-	-	18
Drew Morgan	3	-	-	-	-	-	-	-	18	14	-	-	-	-	-	-	-	84
Dominique Reed	2	-	-	-	-	-	-	-	12	9	-	-	-	-	-	-	-	54
Austin Cantrell	2	-	-	-	-	-	-	-	12	2	-	-	-	-	-	-	-	12
Austin Allen	1	-	-	-	1	0-1	-	-	8	2	-	-	-	1	0-1	-	-	14
Henre' Toliver	1	-	-	-	-	-	-	-	6	1	-	-	-	-	-	-	-	6
Ryan Pulley	1	-	-	-	-	-	-	-	6	1	-	-	-	-	-	-	-	6
Santos Ramirez	1	-	-	-	-	-	-	-	6	1	-	-	-	-	-	-	-	6
Brooks Ellis	1	-	-	-	-	-	-	-	6	1	-	-	-	-	-	-	-	6
L. Pettway	1	-	-	-	-	-	-	-	6	1	-	-	-	-	-	-	-	6
Kody Walker	1	-	-	-	-	-	-	-	6	14	-	-	-	1	-	-	-	86
T.J. Hammonds	1	-	-	-	-	-	-	-	6	1	-	-	-	-	-	-	-	6
Cody Hollister	1	-	-	-	-	-	-	-	6	2	-	-	-	-	-	-	-	12
Total	48	12-16	42-43	1-1	1	1-3	-	-	370									
Opponents	49	9-15	46-47	-	1	1-2	-	-	369									

Punt Returns	no.	yds	avg	td	lg	no.	yds	avg	td	lg
Jared Cornelius	12	85	7.1	0	21	28	269	9.6	0	43
Drew Morgan	4	37	9.2	0	33	4	37	9.2	0	33
Total	16	122	7.6	0	33					
Opponents	17	96	5.6	0	34					

Kick Returns	no.	yds	avg	td	lg	no.	yds	avg	td	lg
Deon Stewart	21	419	20.0	0	43	21	419	20.0	0	43
Dominique Reed	9	161	17.9	0	25	19	383	20.2	0	40
Drew Morgan	2	42	21.0	0	28	2	42	21.0	0	28
T.J. Hammonds	1	16	16.0	0	16	1	16	16.0	0	16
Team	1	4	4.0	0	4					
Keon Hatcher	1	20	20.0	0	20	16	357	22.3	0	47
Kendrick Jackson	1	10	10.0	0	10	1	10	10.0	0	10
Total	36	672	18.7	0	43					
Opponents	50	1037	20.7	0	64					



2016 Arkansas Razorbacks Football
Arkansas Individual Season/Career Statistics (Regular Season)
All games



SEASON						CAREER					
Interceptions	no.	yds	avg	td	lg	no.	yds	avg	td	lg	
Josh Liddell	2	2	1.0	0	2	4	2	0.5	0	2	
Henre' Toliver	2	70	35.0	1	70	5	128	25.6	1	70	
Dre Greenlaw	1	3	3.0	0	3	1	3	3.0	0	3	
Dwayne Eugene	1	8	8.0	0	8	1	8	8.0	0	8	
Santos Ramirez	1	24	24.0	1	24	2	42	21.0	1	24	
Brooks Ellis	1	47	47.0	1	47	4	138	34.5	1	47	
Ryan Pulley	1	25	25.0	1	25	2	33	16.5	1	25	
Total	9	179	19.9	4	70						
Opponents	12	222	18.5	2	100						

Fumble Returns	no.	yds	avg	td	lg	no.	yds	avg	td	lg
Total	0	0	0.0	0	0					
Opponents	1	23	23.0	1	23					

All Purpose	g	rush	rcv	pr	kr	ir	total	avg/g	g	rush	rcv	pr	kr	ir	total	avg/g
Rawleigh William	12	1326	227	0	0	0	1553	129.4	19	1580	253	0	17	0	1850	97.4
Drew Morgan	12	4	664	37	42	0	747	62.2	48	24	1688	37	42	0	1791	37.3
Dewwah Whaley	12	601	113	0	0	0	714	59.5	12	601	113	0	0	0	714	59.5
Keon Hatcher	11	3	638	0	20	0	661	60.1	46	255	1761	0	357	0	2373	51.6
Jared Cornelius	11	53	515	85	0	0	653	59.4	33	188	1120	269	50	0	1627	49.3
Deon Stewart	11	4	15	0	419	0	438	39.8	11	4	15	0	419	0	438	39.8
Dominique Reed	12	26	242	0	161	0	429	35.8	24	50	777	0	383	0	1210	50.4
Jeremy Sprinkle	12	0	380	0	0	0	380	31.7	50	5	921	0	0	0	926	18.5
Cody Hollister	12	48	140	0	0	0	188	15.7	30	48	342	0	0	0	390	13.0
Kody Walker	6	110	21	0	0	0	131	21.8	41	754	45	0	0	0	799	19.5
Austin Cantrell	12	0	113	0	0	0	113	9.4	12	0	113	0	0	0	113	9.4
T.J. Hammonds	7	86	0	0	16	0	102	14.6	7	86	0	0	16	0	102	14.6
Henre' Toliver	12	0	0	0	0	70	70	5.8	36	0	0	0	0	128	128	3.6
Brooks Ellis	12	0	0	0	0	47	47	3.9	48	0	0	0	0	138	138	2.9
Grayson Gunter	11	0	29	0	0	0	29	2.6	11	0	29	0	0	0	29	2.6
Ryan Pulley	12	0	0	0	0	25	25	2.1	22	0	0	0	0	33	33	1.5
Hayden Johnson	11	0	25	0	0	0	25	2.3	11	0	25	0	0	0	25	2.3
Santos Ramirez	11	0	0	0	0	24	24	2.2	23	0	0	0	0	42	42	1.8
Cheyenne O'Gra	7	0	23	0	0	0	23	3.3	7	0	23	0	0	0	23	3.3
Damon Mitchell	11	18	0	0	0	0	18	1.6	28	105	84	0	23	0	212	7.6
Kendrick Jackso	12	0	1	0	10	0	11	0.9	23	0	1	0	10	0	11	0.5
L. Pettway	9	0	10	0	0	0	10	1.1	9	0	10	0	0	0	10	1.1
Dwayne Eugene	12	0	0	0	0	8	8	0.7	34	0	0	0	7	8	15	0.4
Connor McPhers	1	4	0	0	0	0	4	4.0	1	4	0	0	0	0	4	4.0
Dre Greenlaw	6	0	0	0	0	3	3	0.5	19	0	0	0	0	3	3	0.2
Josh Liddell	12	0	0	0	0	2	2	0.2	37	0	0	0	0	2	2	0.1
Ty Storey	3	-17	0	0	0	0	-17	-5.7	3	-17	0	0	0	0	-17	-5.7
Team	7	-54	0	0	4	0	-50	-7.1								
Austin Allen	12	-113	0	0	0	0	-113	-9.4	20	-109	0	0	0	0	-109	-5.4
Total	12	2099	3156	122	672	179	6228	519.0								
Opponents	12	2512	2632	96	1037	222	6499	541.6								

Field Goals	att	good	long	blkd	att	good	long	blkd
Adam McFain	10	8	54	0	20	15	54	0
Cole Hedlund	6	4	38	0	21	13	45	4
Total	16	12	54	0				
Opponents	15	9	49	2				

Punting	no.	yds	avg	lg	blk	no.	yds	avg	lg	blk
Toby Baker	50	2228	44.6	60	0	94	4036	42.9	60	0
Blake Johnson	2	94	47.0	48	0	2	94	47.0	48	0
Total	52	2322	44.7	60	0					
Opponents	55	2357	42.9	63	0					

SEASON												CAREER												
Kickoffs		no.	yds	avg	tb	ob							no.	yds	avg	tb	ob							
Connor Limpert		43	2656	61.8	9	3							43	2656	61.8	9	3							
Adam McFain		24	1433	59.7	5	0							71	4261	60.0	15	2							
Total		67	4089	61.0	14	3																		
Opponents		66	4017	60.9	28	2																		
##	Defensive Leaders	gp	ua	a	total	tfl	sack	int	pbu	fr	ff	blk	gp	ua	a	total	tfl	sack	int	pbu	fr	ff	blk	
51	Brooks Ellis	12	36	42	78	7.0	1.0	1	4	.	.	.	48	122	163	285	22.5	3.5	4	13	1	2	.	
28	Josh Liddell	12	35	23	58	2.0	.	2	4	.	1	.	37	67	55	122	3.5	.	4	8	.	2	.	
48	Deatrich Wise	12	20	25	45	5.0	3.5	.	3	.	1	.	25	37	39	76	15.5	11.5	.	6	.	4	.	
11	Ryan Pulley	12	31	12	43	0.5	.	1	11	1	.	.	22	37	16	53	0.5	.	2	13	1	.	.	
5	Henre' Toliver	12	29	14	43	1.0	.	2	6	.	.	.	36	83	33	116	6.0	1.0	5	15	.	.	.	
55	Jeremiah Ledbetter	12	14	29	43	5.0	4.0	.	2	.	1	.	25	38	60	98	12.5	6.0	.	3	.	1	.	
9	Santos Ramirez	11	28	10	38	0.0	.	1	2	.	2	.	23	50	23	73	0.0	.	2	5	.	2	.	
35	Dwayne Eugene	12	18	20	38	1.0	.	1	.	2	.	.	34	22	36	58	1.0	.	1	.	2	.	.	
23	Dre Greenlaw	6	20	16	36	1.5	.	1	.	2	.	.	19	66	65	131	5.0	1.0	1	1	2	2	.	
8A	De'Jon Harris	11	15	19	34	2.0	1.0	.	.	.	1	.	11	15	19	34	2.0	1.0	.	.	.	1	.	
20	De'Andre Coley	11	18	14	32	0.5	.	.	.	2	2	.	35	29	25	54	0.5	.	.	.	2	2	.	
29	Jared Collins	12	17	12	29	1.0	.	.	10	.	.	.	49	98	55	153	6.5	1.0	2	34	.	3	.	
3A	McTelvin Agim	12	8	17	25	5.0	2.5	12	8	17	25	5.0	2.5	
2	DJ Dean	11	9	15	24	0.0	.	.	1	.	.	.	48	46	45	91	1.5	0.5	4	13	.	.	.	
94	Taiwan Johnson	12	7	16	23	3.5	1.0	.	1	.	.	.	41	35	46	81	16.5	7.0	.	3	3	.	.	
97	Tevin Beanum	12	6	15	21	0.0	37	21	41	62	9.0	2.0	.	1	2	1	.	
10	Randy Ramsey	11	12	7	19	4.0	2.5	.	.	1	3	.	18	17	10	27	4.5	2.5	.	.	1	3	.	
6	JaMichael Winston	12	7	11	18	0.5	0.5	52	34	35	69	3.5	0.5	1	1	.	1	.	
2B	Ryder Lucas	12	5	6	11	0.0	18	6	9	15	0.0	
41	Austin Capps	11	2	9	11	1.5	0.5	11	2	9	11	1.5	0.5	
78	Bijhon Jackson	12	4	5	9	4.5	2.5	37	10	15	25	7.0	2.5	.	1	.	.	.	
38	Reid Miller	12	3	6	9	0.0	24	4	7	11	0.0	
99	Brandon Lewis	5	2	7	9	2.5	0.5	33	8	21	29	7.5	1.0	.	1	1	.	.	
81	Cody Hollister	12	6	2	8	0.0	.	.	.	2	.	.	30	6	2	8	0.0	.	.	.	2	.	.	
45	Josh Harris	11	5	3	8	0.0	23	11	5	16	1.0	1	.	
30	Kevin Richardson	1	2	5	7	0.0	27	29	30	59	0.0	.	1	3	.	.	.	
96	Karl Roesler	12	4	2	6	1.5	1.5	37	9	15	24	4.5	2.5	
27	Khalia Hackett	7	2	4	6	0.0	31	10	18	28	0.0	1	.	
7	Damon Mitchell	11	1	5	6	0.0	1	.	28	3	5	8	1.0	1	.	
39	Byron Keaton	11	2	2	4	0.0	11	2	2	4	0.0	
52	T.J. Smith	5	1	3	4	1.5	5	1	3	4	1.5	
22	Rawleigh Williams	12	2	.	2	0.0	19	2	.	2	0.0	
56	Matt Emrich	11	1	1	2	0.0	49	1	1	2	0.0	
84	D'Vone McClure	4	1	.	1	0.0	4	1	.	1	0.0	
2A	Josh Williams	11	1	.	1	0.0	1	.	29	15	31	46	3.0	1.0	.	.	1	1	.	
74	Colton Jackson	11	1	.	1	0.0	11	1	.	1	0.0	
86	Armon Watts	1	.	1	1	0.0	12	2	1	3	0.0	
64	Jake Hall	11	1	.	1	0.0	12	1	1	2	0.0	
15	Nate Dalton	4	1	.	1	0.0	4	1	.	1	0.0	
44	Austin Cantrell	12	1	.	1	0.0	12	1	.	1	0.0	
TM Team		7	.	1	1	0.0												
8	Austin Allen	12	1	.	1	0.0	20	2	.	2	0.0	
4	Keon Hatcher	11	1	.	1	0.0	46	2	1	3	0.0	
37	Toby Baker	11	1	.	1	0.0	26	1	.	1	0.0	
4A	Adam McFain	10	.	1	1	0.0	23	3	1	4	0.0	
42	Connor Limpert	9	1	.	1	0.0	9	1	.	1	0.0	
70	Dan Skipper	12	.	.	.	0.0	2	50	1	.	1	0.0	7	
Total		12	382	380	762	51	21	9	44	10	13	2												
Opponents		12	468	430	898	77	29	12	51	9	7	.												