



ARKANSAS RAZORBACKS

1 National Championship (1964) • 4 SEC West Division Titles • 55 All-Americans • 43 All-SEC First Team Selections

▶ GAME INFORMATION

Date..... Saturday, Sept. 10
 Time..... 6:05 p.m. CT
 Location..... Fort Worth, Texas
 Stadium..... Amon G. Carter Stadium (45,000)
 TV..... ESPN
 Play-By-Play..... Joe Tessitore
 Analyst..... Todd Blackledge
 Sideline Reporter..... Holly Rowe
 Radio..... Razorback/IMG Sports Network (KQS-FM 92.1)
 Play-By-Play..... Chuck Barrett
 Analyst..... Keith Jackson
 Sideline Analyst..... Quinn Grovey
 Sirius/XM..... 126/200
 Stats..... ArkansasRazorbacks.com (StatBroadcast)
 Social..... @RazorbackFB

▶ RECORD BREAKDOWN

Overall.....1-0
 SEC.....0-0
 Home.....1-0
 Away.....0-0
 Neutral.....0-0

▶ A RAZORBACK WIN WOULD

- Be Arkansas' eighth win in its past nine games.
- Give Arkansas its 44th win over TCU.
- Give Coach Bielema his 20th victory at Arkansas.
- Give Arkansas four wins in its last five road games.

▶ TABLE OF CONTENTS

Quick Facts/Player Quick Notes.....2
 Team/Individual Notes.....3-7
 The Series vs. TCU.....8
 Head Coach Bret Bielema.....9-10
 Depth Chart.....11
 Roster.....12-13
 Pronunciations.....13
 Top 25 Polls/Honors & Awards.....14
 Player Bios.....15-26
 The Last Time.....27-28
 Game-By-Game Stats.....29
 Scoring Drives.....30
 Supplemental Stats.....31
 Long Plays.....32
 2016 Recaps.....33
 Media Schedule.....34



▶ THE MATCHUP



at



ARKANSAS RAZORBACKS (1-0)

Head Coach: Bret Bielema (Iowa '92)
 Record at Arkansas: 19-20 (4th Season)
 Overall Record: 87-44 (11th Season)

NO. 15/12 TCU HORNED FROGS (1-0)

Head Coach: Gary Patterson (Kansas State '83)
 Record at TCU: 144-47 (16th Season)
 Overall Record: 144-47 (16th Season)

▶ #RAZORFACTS

• The Razorbacks opened the year with a 21-20 win over Louisiana Tech at home last Saturday. Trailing 20-14 midway through the fourth quarter, **QB AUSTIN ALLEN** capped a 13-play, 77-yard go-ahead and eventual game-winning TD drive by finding **TE JEREMY SPRINKLE** in the end zone from 4-yards out.

• **RB RAWLEIGH WILLIAMS III** was Arkansas' leading rusher, tallying 96 yards on a career-high 24 carries, including a TD. Williams also had 15 yards receiving, finishing with 111 all-purpose yards in his first game since suffering a season-ending neck injury against Auburn last year. His 96 yards rushing were the sixth most in the SEC in the first week.

• Also coming off a season-ending injury last season, **WR KEON HATCHER** shined as he led the receiving corps with six catches for 86 yards. Four of Hatcher's six receptions went for 15 or more yards (tied for the SEC lead) and resulted in a first down (tied for fourth in the SEC). Hatcher has totaled 19 catches for 284 yards and two TDs through his last three games.



RAWLEIGH WILLIAMS III rushed eight times for 32 yards during Arkansas' game-winning 77-yard drive while **AUSTIN ALLEN** opened up the passing game, completing five passes for 43 yards and a TD.

▶ FIVE KEY STORYLINES

• Arkansas plays its first road game of 2016 when it travels to face No. 15 TCU on Saturday at 6:05 p.m. CT. The two teams will renew a former Southwest Conference rivalry, meeting for the first time since the Razorbacks' 22-21 win on Oct. 5, 1991 in Fort Worth, Texas. Arkansas leads the all-time series 43-23-2, dating back to 1920.

• **HEAD COACH BRET BIELEMA** is 37-4 against non-conference opponents during the regular season over his 10-year head-coaching career. Arkansas is 3-1 against Big 12 opposition under Bielema. The Razorbacks have also won seven of their last eight games, dating back to last season.

• Highlighted by back-to-back wins at No. 19 Ole Miss and No. 9 LSU, Arkansas went 3-1 in true road games in 2015. All three road wins came against SEC programs that finished in the final Associated Press Top 25 poll.

• Arkansas is the only SEC West program to win a bowl game each of the last two seasons. Each of the Razorbacks' victories were against Big 12 opponents (45-23 over Kansas State in the 2016 Liberty Bowl; 31-7 over Texas in the 2014 Texas Bowl).

• Saturday's game marks Arkansas' second of nine contests against opponents who played in a bowl game last season. The Razorbacks currently have the fourth-toughest schedule in college football per ESPN.com's College Football Power Index. With a 59-41 win over South Dakota State last Saturday, TCU extended its home winning streak to 14 games, third-longest in the nation behind Florida State (21) and Clemson (16). The Horned Frogs improved to 24-3 over the last three seasons.

▶ 2016 SCHEDULE AND RESULTS

LOUISIANA TECH SEPT. 3 W, 21-20	AT NO. 13 TCU SEPT. 10 6 P.M. CT ESPN	TEXAS STATE SEPT. 17 6:30 P.M. CT SEC NETWORK ALT.	VS. TEXAS A&M SEPT. 24 Arlington, Texas	ALCORN STATE OCT. 1 Little Rock, Ark.	NO. 1 ALABAMA OCT. 8	NO. 11 OLE MISS OCT. 15	AT AUBURN OCT. 22	NO. 25 FLORIDA NOV. 5	NO. 5 LSU NOV. 12	AT MISS. STATE NOV. 19	AT MISSOURI NOV. 25 1:30 P.M. CT CBS



▶ QUICK FACTS

HEAD COACH BRET BIELEMA

Alma Mater.....Iowa, 1992
 Career Record.....87-44 (11th Season)
 Record at Arkansas.....19-20 (4th Season)
 Bowl Appearances.....9

ASSISTANT COACHES

Sideline:

Dan Enos..... Offensive Coordinator/QBs
 Robb Smith..... Defensive Coordinator
 Kurt Anderson..... Offensive Line
 Vernon Hargreaves..... Linebackers
 Reggie Mitchell..... Running Backs
 Rory Segrest..... Defensive Line/Specialists
 Michael Smith..... Wide Receivers

Booth:

Barry Lunney Jr..... Tight Ends
 Paul Rhoads..... Defensive Backs

TEAM INFORMATION

2015 Overall Record.....8-5
 SEC Record (Finish).....5-3 (T-3rd West)
 Bowl Game.....W, 45-23 vs. Kansas State (Liberty Bowl)
 Home Record.....4-3
 Road Record.....3-1
 Neutral.....1-1
 Base Offense.....Multiple
 Base Defense.....4-3
 Lettermen Returning.....53 (22 O, 28 D, 3 S)
 Lettermen Lost.....22 (16 O, 6 D)
 Starters Returning.....16 (5 O, 9 D, 2 S)
 Starters Lost.....8 (6 O, 2 D)

TEAM HISTORY

First Season.....1894
 All-Time Record/Seasons.....702-480-40 (.591)/122
 All-Time Conf. Record/Seasons.....336-298-18 (.529)/102
 National Championships.....1, 1964
 Conference Championships.....13 (last: 1989)
 SEC West Championships.....4 (last: 2006)
 Bowl Appearances/Record.....41/15-23-3 (.402)
 Conference Affiliations.....SEC (1992-Pres.)
SWC (1915-1991)
 All-America Selections.....55 players, 64 times
 All-SEC (First Team Only).....43 players, 50 times
 All-SWC (First Team Only).....172 players, 236 times

STADIUM INFORMATION

Name.....Donald W. Reynolds Razorback Stadium
 Location.....Fayetteville, Ark.
 Field Name.....Frank Broyles Field
 Capacity.....72,000
 First Game.....Sept. 24, 1938
 Record at Stadium.....182-90-2 (.668)

Name.....War Memorial Stadium
 Location.....Little Rock, Ark.
 Capacity.....54,120
 First Game.....Sept. 18, 1948
 Record at Stadium.....149-60-4 (.709)

Name.....AT&T Stadium
 Location.....Arlington, Texas
 Capacity.....71,815
 First Game.....Oct. 3, 2009
 Record at Stadium.....4-2 (.667)

UNIVERSITY INFORMATION

Location.....Fayetteville, Ark.
 Enrollment.....26,754
 Founded.....1871
 Colors.....Cardinal and White
 Chancellor.....Dr. Joseph E. Steinmetz
 Athletics Director.....Jeff Long

▶ PLAYER QUICK NOTES

QUARTERBACKS

- **AUSTIN ALLEN** made his first career start against Louisiana Tech, completing 20 of 29 passes for 191 yards and two TDs.
- Completed 19 of 25 passes, including eight straight, after the first drive of the game in the season opener.
- Younger brother of current Jacksonville Jaguars QB Brandon Allen, who is the school's all-time leader in TD passes (64).

RUNNING BACKS

- **KODY WALKER** earned a sixth year of eligibility from the NCAA and SEC prior to the start of last season.
- Had six carries for 24 yards in the season opener, highlighted by a critical 4th and 1 first down run in the fourth quarter.
- Carried the ball 90 times for 394 yards and six touchdowns in 2015, which were each career season highs.

- **RAWLEIGH WILLIAMS III** returned to action with a career-high 24 carries for 96 yards and a TD against Louisiana Tech.
- Scored Arkansas' first touchdown of the 2016 season in his first game back from a neck injury.
- Was one of three SEC freshman RBs to rush for 100 yards in a game in 2015 and one of two to do it during SEC play.

WIDE RECEIVERS

- **DREW MORGAN** ranked in the top 10 in the SEC in receptions (T-6th), yards (9th) and TDs (2nd) in 2015.
- 54 of his 78 career receptions have resulted in a first down, including 4 of 5 in the season opener.
- Is the only returning SEC receiver with double-digit TD receptions in 2015.

- **DOMINIQUE REED** scored a touchdown in six straight games in 2015, including all four SEC road games.
- Ran for 20 or more yards after the catch on four of his six TD receptions.
- Turned 21 of his 28 receptions as a junior into first downs.

- **JARED CORNELIUS** hauled in the first TD pass of the season from Austin Allen in the season opener.
- Has scored a TD in five of his last six games with three coming through the air and two on the ground.
- Only SEC player and one of three players in the country with a 40-yard reception, 40-yard run and 40-yard punt return in 2015.

- **KEON HATCHER** extended his streak to 20 consecutive games with a reception for a first down, dating back to 2013.
- Suffered a season-ending foot injury in 2015 and returned with team bests in receptions (6) and yards (86) in the opener.
- Just eight receptions shy of 100 for his career.

TIGHT ENDS

- **JEREMY SPRINKLE** led all SEC TEs with six receiving TDs in 2015 (tied for ninth among FBS TEs).
- Caught the eventual game-winning TD against LA Tech and has five TDs in his last four games, dating back to 2015.
- One of two tight ends in the SEC with a TD grab in the first week.

OFFENSIVE LINE

- **DAN SKIPPER** made his 35th straight start on the offensive line in the season opener.
- Finished second on the team with an 83 percent offensive grade over 900 snaps in 2015.
- Had 53 knockdowns last season (four of his top five totals came in SEC action).

- **FRANK RAGNOW** made his first career start at center and 14th straight start on the offensive line in the season opener.
- Started all 13 games at right guard in 2015.
- Earned an 80 percent offensive grade or better in six games and totaled 54 knockdowns in 2015.

DEFENSIVE LINE

- **DEATRICH WISE JR.** was named SEC Defensive Lineman of the Week on Sept. 6. (7 tackles, 0.5 sacks, 3 QBH, 1 PBU).
- Seven tackles equaled a career high and tied for second among SEC defensive linemen.
- Led the SEC in sacks during conference play (8.0) in 2015.

- **JEREMIAH LEDBETTER** recorded a half-sack in in three of his last five games, including the season opener.
- Also had six tackles and has now recorded four or more stops in nine of his 14 games as a Razorback.
- Tied for fourth on the team in tackles with 55 last season.

- **TAIWAN JOHNSON** made his 27th straight start and tallied one sack in the season opener.
- Has made at least a half-sack in six career games, including each of his last three.
- Recorded 4.5 sacks as a sophomore in 2014.

LINEBACKERS

- **BROOKS ELLIS** made his 19th straight start and tied for second on the team in tackles with six in the season opener.
- Recorded 102 tackles in 2015, which led the team and tied for ninth in the SEC.
- One of two SEC defenders to log 15+ tackles in a conference game twice in 2015.

- **DRE GREENLAW** tied for the team lead in tackles with seven and made his first career INT in the season opener.
- Finished fifth nationally among FBS freshmen and tops among SEC rookies in tackles with 95 last season.
- Has combined for 163 tackles with Brooks Ellis over the last 10 games, dating back to last season.

DEFENSIVE BACKS

- **JARED COLLINS** has started 24 straight games.
- Has made at least two tackles in 31 of 38 career games played.
- Led team in pass breakups for the second straight season with nine in 2015, which tied for 11th in the SEC.

- **HENRE' TOLIVER** tallied four tackles, including 1.0 for loss in the season opener.
- Finished fourth on the team and second among defensive backs in tackles in 2015 with 55 (43 solo)
- Ranked second on the team in pass breakups last season with eight.

- **JOSH LIDDELL** has totaled 28 tackles, including 1.0 for loss, and one interception during his last five games.
- Ranked sixth on the team in tackles in 2015 with 52 and tied for the team lead in interceptions with two.
- Has logged at least eight tackles three times during his career.



► FOUR-DOWN TERRITORY

- **COACH BIELEMA** didn't shy away from going for it on fourth down in Arkansas' season-opening win against Louisiana Tech. The Razorbacks went a perfect 3 of 3 on fourth down, highlighted by **QB AUSTIN ALLEN'S** eventual game-winning touchdown pass to **TE JEREMY SPRINKLE** with 6:37 left in the fourth quarter.

- Arkansas is one of three FBS teams to convert on 100 percent of its fourth-down attempts during the opening week (minimum of three attempts) and one of five teams to convert three fourth downs in its first game.

- Allen went 2 of 2 on fourth down for 22 yards.

- Arkansas has converted four straight fourth-down attempts and 11 of its last 14, dating back to last season.

- Arkansas has at least one fourth down attempt in 33 of 39 games (34 of 58) under Coach Bielema.

► SPRINKLE FINDS THE END ZONE ... AGAIN

- A John Mackey Award candidate, **TE JEREMY SPRINKLE** caught three passes for 19 yards, including the game-winning TD, against Louisiana Tech. Sprinkle now has a TD reception in each of his last two games and has totaled five TDs through his last four games, dating back to 2015. The White Hall, Arkansas, native was one of two SEC tight ends with a TD reception in the first week.

- 23 of Sprinkle's last 31 receptions have resulted in either a first down or a touchdown, dating back to last season. Additionally, 17 of those receptions have gone for at least 10 yards, including seven for 20 yards or more.

- Last season, Sprinkle caught 27 passes for 389 yards and led all SEC TEs with six TD catches, good for a tie for ninth among FBS TEs. All six of Sprinkle's scoring grabs came during the final seven games of the season. Against Mississippi State, Sprinkle equaled the program single-game record and tied for the most touchdowns by an FBS tight end in 2015 with three.

► THE ENOS EFFECT

- In 2015, **DAN ENOS'** first season at the helm of the offense, Arkansas threw for 3,000 yards and rushed for 2,000 yards for the first time in the same season.

- The Razorbacks totaled 467 points last season, which were the most in a single season since 2011 (478), while 305 first downs were a school record. Additionally, Arkansas led the SEC with 34.4 points per conference game.

- Arkansas averaged 46.3 points over the last seven games of the season, nearly 10 points more than any other SEC program over its final seven contests. The Razorbacks also scored 50+ points four times over the final six regular season games, breaking the previous program single-season record of three set in 1910, 1916 and 2007.

ARKANSAS' OFFENSIVE PRODUCTION IN ENOS' FIRST SEASON:

2015 (SEC Rank)	Category	2014 (SEC Rank)
465.5 (2)	Total Offense	406.0 (8)
35.9 (2)	Scoring Offense	31.9 (7)
268.2 (3)	Passing Offense	188.0 (11)
197.3 (4)	Rushing Offense	218.0 (5)
6,051 (3)	Total Yards	5,278 (8)
6.83 (2)	Yards/Play	5.76 (8)
305 (3)	First Downs	288 (7)

► BIG PLAYS

- One of the reasons Arkansas was successful on offense in 2015 was its ability to manufacture big plays from the line of scrimmage. The Razorbacks produced 73 plays that gained at least 20 yards, good for second in the SEC and 21 more than in 2014. Additionally, the offense was able to get the ball into the end zone on long plays, posting 23 touchdowns of at least 20 yards.

SEC TEAM LEADERS IN 20+ YARD PLAYS FROM THE LINE OF SCRIMMAGE - 2015:

Rank	Team	20+ Yard Plays
1	Ole Miss	93
2	Arkansas	73
3	LSU	70
4	Texas A&M	69
5	Mississippi State	68

- The Razorbacks were also able to rip off 209 plays of 10 or more yards, which ranked fourth in the SEC and were its most since leading the SEC in 2011 with 217.

► RECEIVING CORPS RUNS DEEP

- Wide receiver may be the deepest, most talented position on the field for the Razorbacks in 2016. Entering 2016 Arkansas' five returning receivers combined for 246 receptions, 3,489 yards and 34 touchdowns during their careers. **DREW MORGAN**, **KEON HATCHER** and **DOMINIQUE REED** each have a 100-yard receiving game under their belt, six combined among them.

- The Razorbacks receiving corps returned 100 percent of its touchdown reception production (22) from 2015.

- Arkansas is the only school in the SEC with multiple returning wide receivers that had six or more TD receptions last year: **DREW MORGAN** (10) and **DOMINIQUE REED** (6).

► MORGAN AMONG SEC ELITE

- Though he began last season as Arkansas' No. 3 or No. 4 wide receiver, **DREW MORGAN** took advantage of injuries and increased playing time to become one of the SEC's best wide receivers.

- Morgan tallied three 100-yard receiving games in 2015, all against SEC opponents, and became the first Razorback to accomplish that feat since Jarius Wright in 2011.

- Morgan led the SEC in TD catches during the regular season (10) and in league games (8). In four of his last six SEC games, Morgan hauled in a TD pass, including three at Ole Miss to go along with his 100+ yard performance. The three TD catches in the Hogs' thrilling OT victory against the Rebels tied for the most in an SEC game during the 2015 season.

- Morgan ended his junior campaign with a TD reception in five of eight conference contests and as only the fourth player in school history to haul in double-digit TD passes during a single season.

- Morgan entered 2016 as the only returning wide receiver with double-digit scores from a year ago and one of five SEC WRs with 60+ receptions last season to return in 2016.

MORGAN AMONG SEC WIDE RECEIVERS - 2015:

Category	Stat	SEC Rank
Receptions	63	T-6
Receiving Yards	843	9
Receiving TDs	10	T-2
Receiving Yards/Game	64	9
100+ Yard Games	3	T-8th
First Downs	43	T-2
10+ Yards	35	T-12
15+ Yards	24	T-3
25+ Yards	8	T-13





► **MR. VERSATILE**

• **WR JARED CORNELIUS** continued his scoring ways against Louisiana Tech as he hauled in the first TD pass of the season from 13-yards out in the second quarter.

• Cornelius has scored a TD in five of his last six games with three coming through the air and two on the ground. He was also the only SEC player and one of three players in the country with a 40-yard reception, 40-yard run and 40-yard punt return in 2015.

► **EXTENDING DRIVES**

• The Razorbacks led the SEC and ranked 15th nationally with a 46.9 percent conversion rate on third down in 2015, finishing in the top five in the league in that category for the second straight year. The Razorbacks also converted 45.4 percent of third downs against SEC opponents, good for second in the conference.

SEC TEAM LEADERS IN THIRD-DOWN CONVERSION % - 2015:

Rank	Team	Attempts	Conversions	Conversion %
1	Arkansas	160	75	46.9
2	Tennessee	211	97	46.0
3	Mississippi State	175	75	42.9
4	Texas A&M	208	88	42.3
5	Ole Miss	169	70	41.4

► **MORGAN + REED = A DANGEROUS DUO**

• In the Razorbacks' 53-52 win in OT at Ole Miss last season, **WR DREW MORGAN** (nine receptions, 122 yards and three TDs) and **WR DOMINIQUE REED** (seven receptions, 105 yards and two TDs) led an offense that totaled a season-high 605 yards. The duo became the first pair of Arkansas receivers to each post 100 receiving yards in a game since Sept. 1, 2012.

• Morgan and Reed finished the 2015 season with a combined 1,378 yards through the air, including all four of the WR corps' 100-yard games. The pair also combined for 16 receiving TDs, good for second in the SEC among WR duos. **Below is a look at the top WR TD receiving duos in the SEC in 2015:**

Rank	WR Duo	Team	TDs
1	Laquan Treadwell/Quincy Adebeyejo	Ole Miss	18
2	Drew Morgan/Dominique Reed	Arkansas	16
3	De'Runnya Wilson/Fred Ross	Miss. State	15
T-4	Calvin Ridley/Richard Mullaney	Alabama	12
T-4	Christian Kirk/Josh Reynolds	Texas A&M	12

► **ELLIS/GREENLAW TACKLING DUO**

• The linebacker duo of **BROOKS ELLIS** and **DRE GREENLAW** has combined for 210 tackles (95 solo), 11.5 tackles for loss, 2.5 sacks, six QB hurries, two interceptions, two forced fumbles and one fumble recovery through the last 14 games.

• The duo has paced the Razorbacks in tackles in 10 of the last 12 contests, dating back to last season. In the Razorbacks' season opener against Louisiana Tech, Greenlaw tied for the team lead in tackles (7) with Santos Ramirez, Kevin Richardson II and Deatrich Wise Jr. Greenlaw has now led the team in tackles in six of his 14 games played. He also recorded his first career interception in the first quarter last Saturday. **Below is a list of games that either Ellis or Greenlaw led the team in tackles:**

Opponent	Date	Player	Tackles
Texas Tech	9/19/15	Ellis	12
Texas A&M	9/26/15	Greenlaw	5
at Tennessee	10/3/15	Greenlaw	10
at Alabama	10/10/15	Ellis	15
Auburn	10/24/15	Greenlaw	16
UT Martin	10/31/15	Greenlaw	10
at LSU	11/14/15	Greenlaw	12
Miss. State	11/21/15	Ellis	15
Missouri	11/27/15	Ellis/Beanum	6
Louisiana Tech	9/3/16	Greenlaw/Ramirez/Richardson/Wise	7

► **2016 RAZORBACK TRENDS**

Overall	1-0
vs. SEC	0-0
Non-Conference	1-0
Home	1-0
Away	0-0
Neutral	0-0
Day Games	1-0
Night Games (6 p.m. start or later)	0-0
vs. Top 25 teams	0-0
TV games	1-0
on SEC Network	1-0
on ESPN	0-0
on ESPN2	0-0
on ESPNU	0-0
on CBS	0-0
on ABC	0-0

OFFENSE

When scoring first	0-0
When opponents score first	1-0
When leading at halftime	0-0
When trailing at halftime	0-0
When tied at halftime	1-0
When leading after third quarter	0-0
When trailing after third quarter	1-0
When tied after third quarter	0-0
In overtime games	0-0
When scoring less than 20 points	0-0
When scoring 20+ points	1-0
When scoring 30+ points	0-0
When scoring 40+ points	0-0
When allowing less than 20 points	0-0
When allowing 20+ points	1-0
When allowing 30+ points	0-0
When rushing for < 100 yards	0-0
When rushing for 100+ yards	1-0
When rushing for 200+ yards	0-0
When passing for 200+ yards	0-0
When passing for 250+ yards	0-0
When passing for 300+ yards	0-0
When totaling < 300 yds total offense	1-0
When gaining 300+ yds total offense	0-0

DEFENSE

When allowing < 100 yds rushing	1-0
When allowing 100+ yds rushing	0-0
When allowing 200+ yds rushing	0-0
When allowing < 200 yds passing	0-0
When allowing 200+ yards passing	1-0
When allowing 250+ yards passing	0-0
When allowing 300+ yards passing	0-0
When allowing < 300 yds total offense	1-0
When allowing 300+ yds total offense	0-0
When having a 100-yard rusher	0-0
When opp. have a 100-yard rusher	0-0
When having no turnovers	0-0
When having less than 3 turnovers	1-0
When having 3 or more turnovers	0-0
When having no takeaways	0-0
When having < 3 takeaways	1-0
When having 3 or more takeaways	0-0
When having more than 30:00 TOP	1-0
When having less than 30:00 TOP	0-0



▶ RAZORBACKS IN THE NFL

#PROHOGS

Name	Pos	NFL Team	Experience
Brandon Allen	QB	Jacksonville Jaguars	R
Alvin Bailey	OL	Cleveland Browns	4
Alex Collins	RB	Seattle Seahawks	R
Knile Davis	RB	Kansas City Chiefs	4
AJ Derby	TE	New England Patriots	2
Trey Flowers	DL	New England Patriots	2
Cobi Hamilton ^	WR	Pittsburgh Steelers	1
Hunter Henry	TE	San Diego Chargers	R
Denver Kirkland ^	OL	Oakland Raiders	R
Mitchell Loewen**	DE	New Orleans Saints	R
Ryan Mallett	QB	Baltimore Ravens	6
Darren McFadden*	RB	Dallas Cowboys	8
Tevin Mitchel	DB	Indianapolis Colts	2
Jason Peters	OL	Philadelphia Eagles	13
Darius Philon	DL	San Diego Chargers	2
Chris Smith	DE	Jacksonville Jaguars	3
Martrell Spaight	LB	Washington Redskins	2
Travis Swanson	OL	Detroit Lions	3
Sebastian Tretola	OL	Tennessee Titans	R
Jonathan Williams	RB	Buffalo Bills	R
Jarius Wright	WR	Minnesota Vikings	5

* active/non-football injury
 ^ on practice squad
 ** Reserve/Non-Football Injury

▶ ARKANSAS ACTIVE CAREER LEADERS

PASSING YARDS

Austin Allen	379 (29 of 48)
--------------	----------------

RUSHING YARDS

Kody Walker	668 (154 attempts)
Rawleigh Williams III	350 (80 attempts)

RECEIVING YARDS

Keon Hatcher	1,209 (92 receptions)
Drew Morgan	1,071 (78 receptions)
Jared Cornelius	618 (43 receptions)
Jeremy Sprinkle	560 (41 receptions)
Dominique Reed	541 (29 receptions)

TOUCHDOWNS

Kody Walker	13 (13 rushing)
Keon Hatcher	12 (11 receiving, 1 rushing)
Drew Morgan	11 (11 receiving)
Jared Cornelius	8 (6 receiving, 2 rushing)
Jeremy Sprinkle	8 (8 receiving)

TACKLES

Brooks Ellis	213 (86 solo, 121 assist)
--------------	---------------------------

TACKLES FOR LOSS

Deatrich Wise Jr.	18.0 (118 yards)
Brooks Ellis	15.5 (42 yards)
Taiwan Johnson	14.0 (66 yards)

SACKS

Deatrich Wise Jr.	13.5 (104 yards)
-------------------	------------------

INTERCEPTIONS

DJ Dean	4 (9 yards)
Brooks Ellis	3 (91 yards)
Henre' Toliver	3 (58 yards)

▶ PROTECTING THE QB

• The Razorback offensive line led the SEC in fewest sacks allowed (14.0) in 2015 for the third straight year. Arkansas was also one of only 13 teams nationally that allowed 14.0 or fewer sacks. The Razorbacks have not allowed a sack in 15 of 38 games played under **COACH BIELEMA**.

SEC LEADERS IN FEWEST SACKS ALLOWED DURING THE PAST FOUR SEASONS:

Rank	Team	2016	2015	2014	2013	Total
1	Arkansas	4.0	14.0	14.0	8.0	40
2	Auburn	3.0	19.0	15.0	18.0	55
3	Georgia	4.0	15.0	17.0	22.0	58
4	Alabama	3.0	26.0	16.0	17.0	62
5	LSU	2.0	17.0	25.0	25.0	69

▶ NEW HIRES

- **COACH BIELEMA** made three additions to his coaching staff following the 2015 season.
- **PAUL RHOADS** joins the staff as defensive backs coach after spending the last 16 years as either a head coach or defensive coordinator at Iowa State, Pittsburgh and Auburn, including the last seven seasons as Iowa State's head coach.
- **KURT ANDERSON** comes to Fayetteville to coach the offensive line after spending the last three years with the Buffalo Bills as assistant offensive line coach. In 2015, the Bills led the NFL in rush yards per game (152.0) and yards per rush (4.8), and were fifth in the AFC in total offense (360.9).
- **REGGIE MITCHELL** enters his first season at Arkansas as running backs coach. A coaching veteran with over 30 years of experience, Mitchell spent the last six seasons at Kansas where he was the running backs coach and the program's recruiting coordinator the last two years. Over his career, Mitchell has coached or recruited 33 players that have been selected in the NFL Draft, including six first round picks.

▶ 2016 CAPTAINS UNVEILED

• Following practice on Aug. 25, **COACH BIELEMA** announced **LB BROOKS ELLIS**, **OL DAN SKIPPER**, **RB KODY WALKER** and **DL DEATRICH WISE JR.**, as the team's 2016 captains. The captains were voted on by their teammates. Below is a look at Arkansas' team captains under Bielema for the previous three seasons:

- 2016:** LB Brooks Ellis, OL Dan Skipper, RB Kody Walker, DL Deatrich Wise Jr.
- 2015:** QB Brandon Allen, LB Brooks Ellis, RB Jonathan Williams, DL JaMichael Winston
- 2014:** QB Brandon Allen, OL Brey Cook, DL Trey Flowers, DB Alan Turner
- 2013:** FB Kiero Small, DL Chris Smith, OL Travis Swanson, DL Robert Thomas

▶ THE ULTIMATE GOAL

• This fall, Razorbacks who've graduated from the University and earned a degree but are still competing for their respective teams in their final year of NCAA eligibility will be honored with a special patch on their jersey that brings to light their academic achievement on a national stage. An initiative championed by Vice Chancellor and Director of Athletics Jeff Long, the new patch will feature the traditional red and white SEC logo with a "stole" wrapping underneath it emblazoned with the all-important word, "Graduate."



- Nine Arkansas football players will don the patch on their jersey this season: **DB JARED COLLINS**, **WR KEON HATCHER**, **WR CODY HOLLISTER**, **K ADAM MCFAIN**, **OL JAKE RAULERSON**, **TE JEREMY SPRINKLE**, **RB KODY WALKER**, **DL JAMICHAEL WINSTON** and **DL DEATRICH WISE JR.**
- Arkansas is one of 13 FBS programs with nine or more student-athletes on its roster that have already graduated, which is tied for the most in the SEC with Alabama.

▶ MAKING THE GRADE

- **COACH BIELEMA'S** recruitment philosophy of building a program with "uncommon" men has yielded record-setting results in the classroom.
- Arkansas posted a 2.94 team GPA in the spring of 2015, the highest recorded mark on record.
- Helping build the record-setting team GPA were 40 student-athletes on the Southeastern Conference (SEC) Fall Academic Honor Roll, good for the most in the conference.
- During Bielema's three seasons, Arkansas leads the SEC with 100 student-athletes on the SEC Fall Academic Honor Roll, while the 40 honorees in 2015 is the most by one school since he joined the league.





► MISCELLANEOUS OFFENSIVE STATS

GAMES WITH A RECEPTION

Player	'13	'14	'15	'16	Career
Austin Cantrell	--	--	--	1	1
Jared Cornelius	--	8	8	1	17
Keon Hatcher	8	13	2	1	25
Cody Hollister	--	7	1	--	8
Damon Mitchell	--	0	3	--	3
Drew Morgan	0	7	13	1	21
Dominique Reed	--	--	10	1	11
Jeremy Sprinkle	3	7	10	1	21
Kody Walker	0	1	1	--	3
Rawleigh Williams III	--	--	4	1	5

5+ RECEPTIONS

Player	'13	'14	'15	'16	Career
Jared Cornelius	--	0	1	--	1
Keon Hatcher	1	3	2	1	7
Drew Morgan	0	0	7	1	8
Dominique Reed	--	--	1	--	1
Jeremy Sprinkle	--	--	1	--	1

20+ YARD RECEPTION

Player	'13	'14	'15	'16	Career
Jared Cornelius	--	2	6	--	8
Keon Hatcher	5	6	3	--	14
Cody Hollister	--	0	1	--	1
Damon Mitchell	--	0	1	--	1
Drew Morgan	0	4	12	--	16
Dominique Reed	--	--	8	--	8
Jeremy Sprinkle	1	0	7	--	8

40+ YARD RECEPTION

Player	'13	'14	'15	'16	Career
Jared Cornelius	--	0	1	--	1
Keon Hatcher	1	2	0	--	3
Damon Mitchell	--	0	1	--	1
Drew Morgan	--	1	1	--	2
Dominique Reed	--	--	3	--	3
Jeremy Sprinkle	1	0	2	--	3

FIRST DOWN RECEPTIONS

Player	'13	'14	'15	'16	Career
Jared Cornelius	--	11	20	1	32
Keon Hatcher	19	28	10	4	62
Cody Hollister	--	6	3	--	9
Drew Morgan	--	7	43	4	54
Damon Mitchell	--	0	4	--	4
Dominique Reed	--	--	21	1	22
Jeremy Sprinkle	2	4	17	1	24
Kody Walker	0	1	0	--	1
Rawleigh Williams III	--	--	1	1	2

100 YARDS RECEIVING

Player	'13	'14	'15	'16	Career
Drew Morgan	--	0	3	--	3
Keon Hatcher	0	1	1	--	2
Dominique Reed	--	--	1	--	1

GAMES WITH A RECEIVING TD

Player	'13	'14	'15	'16	Career
Jared Cornelius	--	2	3	1	6
Keon Hatcher	2	6	1	--	10
Cody Hollister	--	1	0	--	1
Damon Mitchell	--	0	1	--	1
Drew Morgan	--	1	7	--	8
Dominique Reed	--	--	5	--	5
Jeremy Sprinkle	0	1	4	1	6

All three of **WR DREW MORGAN'S** 100-yard games last season came away from home against Texas A&M, Tennessee and Ole Miss.



GAMES WITH MULTIPLE RECEIVING TDS

Player	'13	'14	'15	'16	Career
Keon Hatcher	0	0	1	--	1
Drew Morgan	0	0	2	--	2
Dominique Reed	--	--	1	--	1
Jeremy Sprinkle	0	0	1	--	1

10+ YARD RUNS

Player	'13	'14	'15	'16	Career
Jared Cornelius	--	1	3	--	4
Keon Hatcher	4	2	0	--	6
Damon Mitchell	--	4	1	--	5
Dominique Reed	--	--	1	--	1
Kody Walker	2	2	9	--	13
Rawleigh Williams III	--	--	5	4	9

20+ YARD RUNS

Player	'13	'14	'15	'16	Career
Jared Cornelius	--	0	1	--	1
Keon Hatcher	1	1	0	--	2
Kody Walker	0	0	3	--	3
Rawleigh Williams III	--	--	1	--	1

RUSHING FIRST DOWNS

Player	'13	'14	'15	'16	Career
Austin Allen	--	3	0	--	3
Jared Cornelius	--	1	3	1	5
Juan Day	--	--	1	--	1
Keon Hatcher	4	2	0	--	6
Damon Mitchell	--	5	1	--	6
Dominique Reed	--	--	1	--	1
Kody Walker	2	1	22	2	30
Rawleigh Williams III	--	--	10	5	15

100 YARDS RUSHING

Player	'13	'14	'15	'16	Career
Rawleigh Williams III	--	--	1	--	1

GAMES WITH A RUSHING TD

Player	'13	'14	'15	'16	Career
Austin Allen	--	1	0	--	1
Jared Cornelius	--	0	2	--	2
Keon Hatcher	0	1	0	--	1
Damon Mitchell	--	0	1	--	1
Dominique Reed	--	--	1	--	1
Kody Walker	0	1	5	--	8
Rawleigh Williams III	--	--	1	1	2

GAMES WITH MULTIPLE RUSHING TDS

Player	'13	'14	'15	'16	Career
Kody Walker	0	0	1	--	3



► WISE NAMED SEC DEFENSIVE LINEMAN OF THE WEEK

• A skilled pass rusher who has great size and burst off the line of scrimmage, **DL DEATRICH WISE JR.** was named SEC Defensive Lineman of the Week for his performance in the Razorbacks' 21-20 season-opening victory against Louisiana Tech, the league office announced Tuesday. Wise helped halt what would be Louisiana Tech's final drive of the game during the fourth quarter Saturday, combining for a 10-yard sack with fellow **DL JEREMIAH LEDBETTER** to force a punt that allowed Arkansas to run out the clock for the win. He also tied for the team lead and equaled a career high with seven tackles, good for a tie for second among SEC defensive linemen during the first week.

• Wise has recorded at least a half-sack in each of the last five regular-season contests, 7.5 during that stretch.

• Wise tallied 31 tackles - including 10.5 for loss - and eight sacks in 13 games played last season. All eight of his sacks came during SEC play, which led the league in that category.

• Wise was especially dominant during the month of November as he recorded seven sacks through the final four regular-season contests, a figure that paced the SEC and ranked second nationally during that stretch.

• The Carrollton, Texas, native has recorded 11 of his 13.5 career sacks against SEC opponents, including at least a half-sack in six of the last nine conference games he's played in. **Wise currently ranks fifth among the SEC's active career sack leaders:**

Rank	Player	Team	Pos.	Career Sacks
1	Myles Garrett	Texas A&M	DL	25.0
T-2	Derek Barnett	Tennessee	DL	20.0
T-2	Jonathan Allen	Alabama	DL	20.0
4	Marquis Haynes	Ole Miss	DL	18.5
5	Deatrich Wise Jr.	Arkansas	DL	13.5

► STUFFING THE RUN

• Arkansas' run defense picked up right where it left off last season as it allowed only 79 yards on 23 attempts against Louisiana Tech in the 2016 season opener.

• The Razorbacks have ranked second in the SEC in rushing defense each of the last two seasons. In 2015, Arkansas allowed only 116.5 rushing yards per game, good for 12th nationally, despite playing some of the better rushing offenses in the country. **The Razorbacks held 12 of their 13 opponents below their season rushing average in 2015:**

Opponent	RuYds All.	Rush YPG	Difference
UTEP	58	147.3	-89.3
Toledo	81	207.9	-126.9
Texas Tech	171	191.3	-20.3
vs. Texas A&M	65	171.7	-104.1
at Tennessee	133	223.7	-90.7
at Alabama	134	199.9	-65.9
Auburn	162	196.3	-34.3
UT Martin	139	163.2	-24.2
Ole Miss	222	183.1	38.9
LSU	59	257.42	-198.4
Mississippi St.	123	144.1	-21.1
Missouri	88	115.4	-27.4
Kansas State	79	157.7	-78.7
Total	116.5	181.5	-65.0

• Additionally, Arkansas' defense did not allow a running back to rush for more than 100 yards in regulation last season. Most notably, the Razorbacks held both LSU's Leonard Fournette (91) and Heisman Trophy winner Derrick Henry (95) of national champion Alabama below 100 yards rushing. The nation's two leading rushers averaged 162.8 and 147.9 yards respectively.

► 28-POINT MARK UNDER ROBB SMITH

• Arkansas has held its opponent to 28 points or less in 20 of 27 games played under defensive coordinator Robb Smith. The Razorbacks are 14-6 when allowing 28 points or less since Smith joined the program prior to the 2014 season.

► MISCELLANEOUS DEFENSIVE STATS

DOUBLE-DIGIT TACKLES

Player	'13	'14	'15	'16	Career
Jared Collins	0	1	0	--	1
Brooks Ellis	2	1	3	--	6
Dre Greenlaw	--	--	4	--	4
Kevin Richardson	--	0	2	--	2
Josh Williams	--	1	0	--	1

TEAM LEADER IN TACKLES

Player	'13	'14	'15	'16	Career
Tevin Benum	--	0	1	--	1
Brooks Ellis	0	0	4	--	4
Dre Greenlaw	--	--	5	1	6
Jeremiah Ledbetter	--	--	1	--	1
Josh Liddell	--	0	1	--	1
Santos Ramirez	--	--	0	1	1
Kevin Richardson	--	0	2	1	3
Henre' Tolliver	--	0	1	--	1
Josh Williams	--	1	0	--	1
Deatrich Wise	0	0	0	1	1

GAMES WITH A SACK (Half sacks included)

Player	'13	'14	'15	'16	Career
Tevin Benum	--	0	3	--	3
Jared Collins	0	1	0	--	1
DJ Dean	0	0	1	--	1
Brooks Ellis	1	1	2	--	4
Dre Greenlaw	--	--	1	--	1
Taiwan Johnson	0	3	2	1	6
Jeremiah Ledbetter	--	--	3	1	4
Brandon Lewis	1	0	0	--	1
Randy Ramsey	--	0	--	1	1
Karl Roesler	--	--	1	--	1
Henre' Tolliver	--	1	0	--	1
Josh Williams	--	1	0	--	1
Deatrich Wise	4	2	5	1	13

MULTIPLE SACKS (1.5 sacks or more)

Player	'13	'14	'15	'16	Career
Taiwan Johnson	0	1	0	--	1
Deatrich Wise	0	1	2	--	3



▶ 2016 TEAM STATS COMPARISON

CATEGORY	ARKANSAS	TCU
Scoring Offense	21.0	59.0
Total Offense	297.0	662.0
Rushing Offense	106.0	223.0
Passing Offense	191.0	439.0
Scoring Defense	20.0	41.0
Total Defense	291.0	461.0
Pass Defense	212.0	333.0
Rushing Defense	79.0	128.0
Kickoff Return Avg.	21.00	16.00
Punt Return Avg.	0.00	30.67
Time of Possession	36:41	28:21
3rd Down Conv. Pct.	25.0%	73.3%
Opp. 3rd-D Conv. Pct.	45.5%	42.9%
TO Margin	-1.00	-1.00
Net Punting	37.75	39.67
Fumbles Recovered	0	1
Passes Intercepted	1	0
Fumbles Lost	0	0
Turnovers Gained	1	1
Turnovers Lost	2	2
Passing Efficiency	133.28	144.95
Pass Efficiency Defense	112.28	183.46
Fewest Penalties	4	12
Fewest Yards Penalized	35	125
Sacks	3.00	4.00
Sacks Allowed	4.00	0.00
Tackles for Loss	4.0	6.0
First Downs	21	35
First Downs Allowed	16	23
Red Zone Offense	0.750	0.750
Red Zone Defense	1.000	1.000

▶ 2015 CONFERENCE (NCAA) RANKS

CATEGORY	ARKANSAS	TCU
Scoring Offense	7 (85)	3 (9)
Total Offense	11 (103)	2 (7)
Rushing Offense	11 (97)	4 (43)
Passing Offense	8 (87)	2 (5)
Scoring Defense	8 (61)	9 (109)
Total Defense	4 (47)	9 (99)
Pass Defense	8 (73)	10 (114)
Rushing Defense	3 (26)	6 (70)
Kickoff Return Avg.	8 (68)	7 (96)
Punt Return Avg.	9 (88)	1 (2)
Time of Possession	2 (12)	5 (77)
3rd Down Conv. Pct.	11 (113)	1 (4)
Opp. 3rd-D Conv. Pct.	12 (95)	7 (84)
TO Margin	8 (76)	4 (76)
Net Punting	9 (69)	5 (52)
Fumbles Recovered	--	3 (23)
Passes Intercepted	5 (31)	--
Fumbles Lost	1 (1)	1 (1)
Turnovers Gained	7 (60)	4 (60)
Turnovers Lost	6 (68)	5 (68)
Passing Efficiency	5 (72)	8 (58)
Pass Efficiency Defense	9 (65)	10 (118)
Fewest Penalties	1 (17)	9 (117)
Fewest Yards Penalized	3 (29)	10 (124)
Sacks	3 (36)	2 (14)
Sacks Allowed	10 (105)	1 (1)
Tackles for Losses	11 (96)	7 (56)
First Downs	5 (65)	2 (5)
First Downs Allowed	5 (39)	7 (91)
Red Zone Offense	8 (80)	9 (80)
Red Zone Defense	7 (66)	9 (66)

▶ THE SERIES: ARKANSAS VS. TCU

▶ LAST 10 MEETINGS

Date	UA/Opp Rank	Site	Result
Oct. 2, 1982	10/NR	Little Rock, Ark.	W, 35-0
Oct. 1, 1983		Fort Worth, Texas	W, 38-21
Oct. 6, 1984		Fayetteville, Ark.	L, 31-32
Oct. 5, 1985	10/NR	Fort Worth, Texas	W, 41-0
Oct. 4, 1986	8/NR	Fayetteville, Ark.	W, 34-17
Oct. 3, 1987		Fort Worth, Texas	W, 20-10
Oct. 1, 1988		Fayetteville, Ark.	W, 53-10
Oct. 7, 1989	7/NR	Fort Worth, Texas	W, 41-19
Oct. 6, 1990	21/NR	Little Rock, Ark.	L, 26-54
Oct. 5, 1991		Fort Worth, Texas	W, 22-21

▶ INSIDE THE SERIES

All-Time Record: Arkansas leads 43-23-2
In Fort Worth: Arkansas leads 19-13-1
Streak: W5
In Fayetteville: Arkansas leads, 16-8-1
Streak: W2
In Little Rock: Arkansas leads, 8-2
Games Decided by 7 Points Or Less: TCU leads, 13-11-2

▶ AGAINST TCU

100-YARD RUSHING PERFORMANCES

Player	Date	Rushes	Yards	TDs
Barry Foster	10/7/89	17	176	2
Jerry Eckwood	10/4/75	14	162	1
Marshall Foreman	10/6/84	21	150	1
Clyde Scott	10/2/48	17	140	3
Lamar McHan	10/3/53	21	125	0
B.J. Edmonds	10/6/84	13	124	1
Dickey Morton	10/2/71	14	123	1
Harry Jones	10/2/65	11	122	2
John Eichler	10/7/67	15	112	1
James Tolbert	10/4/80	20	111	0
Danny Brabham	10/6/62	21	111	2
JuJu Harshaw	10/7/89	16	110	2
Marshall Foreman	10/4/86	31	106	1

300-YARD PASSING PERFORMANCES

Player	Date	C-A	Yards	TDs
Joe Ferguson	10/7/72	20-32	304	4

100-YARD RECEIVING PERFORMANCES

Player	Date	Rec.	Yards	TDs
Derek Russell	10/6/90	8	166	2
Chuck Dicus	10/4/69	9	156	2
Chuck Dicus	10/3/70	6	150	0
Derek Russell	10/1/88	4	137	1
Mike Reppond	10/2/71	7	133	0
James Shibest	10/4/86	5	121	0
Harry Jones	10/1/66	2	120	2
Donny Bobo	10/1/77	5	100	1

TOTALS

100-Yard Rushing Games (Players): 13 (12)
 300-Yard Passing Games (Players): 1 (1)
 100-Yard Receiving Games (Players): 8 (6)

▶ BIELEMA ON THE ROAD

NON-CONFERENCE ROAD GAMES

Year	Opponent	Result	Score
2014	Texas Tech	W	49-28
2013	Rutgers	L	24-28
2012	Oregon St.	L	7-10
2010	UNLV	W	41-21
2009	Hawai'i	W	51-10
2008	No. 21 Fresno St.	W	13-10
2007	UNLV	W	20-13
2006	Bowling Green	W	25-14

ROAD OPENERS

Year	Opponent	Result	Score
2015	Tennessee	W	24-20
2014	No. 6 Auburn	L	21-45
2013	Rutgers	L	24-28
2012	Oregon St.	L	7-10
2011	No. 16 Michigan St.	L	31-37
2010	UNLV	W	41-21
2009	Minnesota	W	31-28
2008	No. 21 Fresno St.	W	13-10
2007	UNLV	W	20-13
2006	Bowling Green	W	35-14

▶ ON THIS DATE: SEPT. 10

Year	Opponent	Result	Score
1977	New Mexico State	W	53-10
1983	Tulsa	W	17-14
1988	Tulsa	W	30-26
1994	at South Carolina	L	0-14
2005	Vanderbilt	L	24-28
2011	New Mexico	W	52-3

• In 2011, freshman Kody Walker scored two touchdowns on 1-yard runs to help lead the Razorbacks to a dominating 52-3 victory over New Mexico.



HEAD COACH BRET BIELEMA

▶ THE COACH B FILE

COACHING HISTORY

2013-Pres.	Arkansas (Head Coach)
2006-12	Wisconsin (Head Coach)
2004-05	Wisconsin (Def. Coord./Linebackers)
2002-03	Kansas State (Co-Def. Coord./LB)
1996-2001	Iowa (Linebackers)
1994-95	Iowa (Graduate Assistant)

PLAYING HISTORY

1989-92	Iowa (Defensive Tackle)
---------	-------------------------

POSTSEASON EXPERIENCE

HEAD COACH

Arkansas	2016 Liberty Bowl
	2014 Texas Bowl
Wisconsin	2013 Rose Bowl
	2012 Rose Bowl
	2011 Rose Bowl
	2009 Champs Sports Bowl
	2008 Champs Sports Bowl
	2008 Outback Bowl
	2007 Capital One Bowl

ASSISTANT COACH

Wisconsin	2006 Capital One Bowl
	2005 Outback Bowl
Kansas State	2004 Fiesta Bowl
	2002 Holiday Bowl
Iowa	2001 Alamo Bowl
	1997 Sun Bowl
	1996 Alamo Bowl
	1995 Sun Bowl

PLAYER

Iowa	1991 Rose Bowl
	1991 Holiday Bowl

▶ BY THE NUMBERS

102

Coch Bielema has had **102** 100-yard rushers over his 10 seasons as a head coach at Arkansas and Wisconsin.

100

During coach Bielema's 3 years at Arkansas, a league-high **100** Razorbacks have earned a spot on the SEC Fall Academic Honor Roll.

19

A former walk-on at Iowa, coach Bielema has awarded **19** scholarships to walk-ons at Arkansas since 2013.

14

14 Razorbacks have been selected in the NFL Draft over the last three years, good for fourth-most in the SEC over that span.

2

In the last 5 years, coach Bielema has mentored **2** QBs that have led the FBS in QBR Rating in Brandon Allen (2015) & Russell Wilson (2011).



▶ YEAR-BY-YEAR HEAD COACHING RECORD

Year	School	Overall	Conference	Bowl	Final Ranking
2006	Wisconsin	12-1	7-1 (T-2nd)	Capital One (Beat No. 12 Arkansas, 17-14)	No. 7
2007	Wisconsin	9-4	5-3 (4th)	Outback (Lost to No. 16 Tennessee, 21-17)	No. 24
2008	Wisconsin	7-6	3-5 (T-6th)	Champs Sports (Lost to Florida St., 42-13)	--
2009	Wisconsin	10-3	5-3 (T-4th)	Champs Sports (Beat No. 14 Miami, 20-14)	No. 16
2010	Wisconsin	11-2	7-1 (T-1st)	Rose (Lost to No. 3 TCU, 21-19)	No. 7
2011	Wisconsin	11-3	6-2 (1st)	Rose (Lost to No. 6 Oregon, 45-38)	No. 10
2012	Wisconsin	8-5	4-4 (1st)	Rose (Lost to No. 8 Stanford, 20-14)*	--
2013	Arkansas	3-9	0-8 (7th West)	--	--
2014	Arkansas	7-6	2-5 (7th West)	Texas (Beat Texas, 31-7)	--
2015	Arkansas	8-5	5-3 (T-3rd West)	Liberty (Beat Kansas State, 45-23)	--
2016	Arkansas	1-0	--	--	--
TOTALS		87-44	44-36	4-4	

^ - Won Big Ten Championship Game | * - Did not coach in Rose Bowl and loss is not reflected in record

The University of Arkansas captivated the college football world by naming Bret Bielema the 32nd head coach in Razorback history on December 2012. Since arriving in Fayetteville, Bielema, who enters his fourth season on The Hill, has in turn captivated the passionate Razorback fan base and the state with the culture he is creating and the standards he is holding the program to.

Throughout his head coaching career, Bielema has won three conference championships and coached 13 first-team All-Americans, numerous award winners, 39 NFL Draft picks and NFL superstars. Among the NFL players coached by Bielema are three-time Defensive Player of the Year J.J. Watt, Super Bowl winning quarterback Russell Wilson and No. 1 overall draft pick and eight-time Pro Bowler Joe Thomas.

Backed by his "Five Edges" to success, Bielema represented the qualities Arkansas was looking for: a leader of young men who holds student-athletes responsible both on and off the field and a coach who has a proven record of winning championships.

Bielema's recruitment philosophy of building a program on "uncommon" men have yielded record-setting results in the classroom. Arkansas posted a 2.94 team GPA in the spring of 2015, the highest recorded mark on record. Helping build the record-setting team GPA were 40 student-athletes on the Southeastern Conference (SEC) Fall Academic Honor Roll, good for the most in the conference. During Bielema's three seasons, Arkansas leads the SEC with 100 student-athletes on the SEC Fall Academic Honor Roll, while the 40 honorees in 2015 is the most by one school since he joined the league.

In 2015, Arkansas' off the field success was accompanied by on the field results to the tune of winning six of its last seven games and finishing in a tie for third place in the SEC West with a 5-3 mark. The Razorbacks displayed the resolve of their head coach by bouncing back from a tough start to pick up three SEC road wins and two overtime victories in conference action. Arkansas' wins at Tennessee, Ole Miss and LSU marked the first time in program history that the Razorbacks won three road games against teams that finished in the final Associated Press Top 25 poll.

Arkansas' surge in late October through November set up a Liberty Bowl matchup with Kansas State and one of Bielema's mentors head coach Bill Snyder. For the second-straight year the Razorbacks capped the season with a win in front of a large contingent of Arkansas fans, defeating Kansas State 45-23. With the win, Bielema became the first coach in program history to win back-to-back bowl games while Arkansas is the only SEC West team to win a bowl game each of the last two years.





HEAD COACH BRET BIELEMA

A key ingredient in Arkansas' success in 2015 was its balance and efficiency on offense. The Razorbacks led the SEC in scoring in conference games (34.4) while reaching 50+ points four times during the final six regular season games, breaking the previous program single-season record of three set in 1910, 1916 and 2007. Arkansas was the only school in the SEC and one of eight nationally to have both a 3,000-yard passer and 1,000-yard rusher during the regular season. Brandon Allen's 30 touchdowns through the air and Alex Collins' program record 20 scores on the ground made them the only duo in the nation to hit those statistical peaks.

Individual records and postseason accolades stacked up during and after the 2015 season, highlighted by junior tight end Hunter Henry winning the John Mackey Award. A consensus first-team All-American, Henry led all FBS tight ends with 739 yards receiving, as Arkansas became the first program to have two players win the John Mackey Award. Collins became just the third player in SEC history to start his career with three straight seasons of 1,000-yards rushing en route to earning All-America third team honors from Athlon. Paving the way for Collins was senior offensive lineman Sebastian Tretola, who was the co-recipient of the Jacobs Blocking trophy as the SEC's top blocker. Tretola was named a first-team All-American by Sports Illustrated and a second-team All-American by three other outlets.

Bielema is building Arkansas into a pro-style football program that prepares players for the NFL. He has had 39 draft picks in 10 seasons, good for the second-most among current head coaches with 10 years or less experience.

Since Bielema's arrival, a total of 14 Razorbacks have been selected in the NFL Draft which ranks as the fourth-most among SEC programs during that span. After having four defensive players chosen in the 2015 NFL Draft - the school's most since 1989 - Arkansas saw five offensive players find NFL homes during the 2016 draft. The five offensive players taken were the second-most from one school in the 2016 NFL Draft.

Henry was not only the first Razorback taken in the 2016 NFL Draft but also the first tight end selected when he went in the second round to the San Diego Chargers. Jonathan Williams (Buffalo Bills) and Collins (Seattle Seahawks) became just the second running back duo since Arkansas greats Darren McFadden and Felix Jones in 2008 to be picked in the top five rounds of the same NFL Draft when they both went in the fifth round. Less than 30 picks after Collins, both Tretola (Tennessee Titans) and Allen (Jacksonville Jaguars) came off the board in the sixth round to round out the program's most offensive players taken in the same draft since 2008.

Arkansas closed 2014 and its second season under Bielema by winning three of its final four games against traditional powers LSU, Ole Miss and Texas. The victories marked the first time in school history the Hogs have defeated those three teams in the same season. The Razorbacks finished 7-6 with a 31-7 victory over Texas in the AdvoCare V100 Texas Bowl, marking Arkansas' first winning season since 2011.

Bielema has always prided himself on a balanced offensive attack and that is exactly what the Razorbacks accomplished in 2014. Running backs Williams and Collins were the only FBS teammates to rush for more than 1,000 yards each and both players finished in the top five of the SEC in rushing totals.

Arkansas was the SEC's most improved defense in 2014, allowing just 19.2 points per game. With an 11.9 points per game improvement from the previous season, the Razorbacks had the seventh-most improved defense in the nation. Arkansas became the first unranked team in college football history to post back-to-back shutouts over ranked opponents after blanking No. 20 LSU and No. 8 Ole Miss. Senior linebacker and consensus first-team All-SEC selection Martrell Spaight was the first Razorback to ever lead the SEC with 128 total tackles.

In his first season at Arkansas (2013), the Razorbacks had five student-athletes named Freshmen All-Americans: Collins, offensive linemen Denver Kirkland and Dan Skipper, Henry and defensive tackle Darius Philon. Collins was named the SEC Freshman of the Year.

Bielema lettered from 1989-92 at Iowa after joining the program as a walk-on. He earned a scholarship after his first year and was a member of Iowa's 1990 Big Ten championship team. A starter as a junior in 1991, he was a team co-captain as a senior. Bielema signed a free agent contract with the Seattle Seahawks and later completed his playing career with the Milwaukee Mustangs of the Arena Football League.

A 1992 graduate of Iowa with a degree in marketing, Bielema married his wife, Jen, on March 10, 2012.

► PRO READY

- With the NFL's rosters trimmed to 53 this past Saturday, all five of Arkansas' 2016 draft picks earned a spot on an opening week roster with the team that selected them. Since Bielema arrived, Arkansas ranks fourth in the SEC with 14 NFL Draft picks over the last three years.
- Coach Bielema has had a player at every offensive and defensive position selected in the NFL Draft except a safety.
- Coach Bielema has had at least four players taken in an NFL Draft in seven of his 10 years as a head coach.

► BEING BRET BIELEMA

Four new episodes of the min-series "BEING Bret Bielema" produced by Sports Talk with Bo and JM Associates made their way to prime time in August on ESPNU. Each 30-minute episode will re-air throughout the college football season on ESPNU.

► COACH B's RECORD WHEN ...

Scoring First.....	64-21
Opponent Scores First.....	23-23
<hr/>	
Leading After 1st Quarter.....	56-12
Leading At Halftime.....	68-14
Leading After 3rd Quarter.....	76-13
<hr/>	
Scoring 20+ Points.....	80-20
Scoring 30+ Points.....	66-6
Scoring 40+ Points.....	38-1
Scoring 50+ Points.....	18-1
Scoring 60+ Points.....	8-0
Scoring 70+ Points.....	5-0
Scoring 80+ Points.....	1-0
<hr/>	
400+ Yards Total Offense.....	57-13
500+ Yards Total Offense.....	20-3
600+ Yards Total Offense.....	10-0
<hr/>	
200+ Rushing Yards.....	54-13
300+ Rushing Yards.....	19-0
400+ Rushing Yards.....	7-0
500+ Rushing Yards.....	2-0
<hr/>	
200+ Passing Yards.....	46-19
300+ Passing Yards.....	10-3
<hr/>	
20+ First Downs.....	63-18
40 percent+ 3rd-Down Conv.....	66-17
2 or Fewer Turnovers.....	76-32
<hr/>	
15 or Fewer Points Allowed.....	43-2
20 or Fewer Points Allowed.....	59-7
<hr/>	
300 or Less Yds Total Off Allowed.....	46-5
150 or Less Rush Yds Allowed.....	67-23
100 or Less Rush Yds Allowed.....	40-12
150 or Less Pass Yds Allowed.....	32-8
100 or Less Pass Yds Allowed.....	13-4
<hr/>	
15 or Less 1st Downs Allowed.....	43-5
2+ Turnovers Forced.....	46-15
<hr/>	
More Rush Yards.....	80-19
More Pass Yards.....	48-14
<hr/>	
Fewer Turnovers.....	42-10
More Time of Possession.....	66-24
More First Downs.....	73-17
<hr/>	
Fewer Penalties.....	39-19
1 Penalty.....	3-2
2-5 Penalties.....	55-22
6-9 Penalties.....	28-17
10+ Penalties.....	1-3
<hr/>	
Special Teams Touchdown.....	10-3
<hr/>	
100-Yard Rusher.....	69-15
200-Yard Passer.....	44-18
100-Yard Receiver.....	23-11
100-Yd Rusher+200-Yd Passer.....	7-6



GAME NOTES



Texas native **DEATRICH WISE** has 7.5 sacks over his last five regular season games with at least a half sack in each.

► OFFENSE

WR1	80	Drew Morgan (Sr., 6-0, 193)	- OR -
	4	Keon Hatcher (Sr., 6-2, 207)	
	1	Jared Cornelius (Jr., 5-11, 212)	
WR2	4	Keon Hatcher (Sr., 6-2, 207)	- OR -
	3	Dominique Reed (Sr., 6-3, 175)	
	81	Cody Hollister (Sr., 6-4, 209)	
TE	83	Jeremy Sprinkle (Sr., 6-6, 256)	
	44	Austin Cantrell (R-Fr., 6-4, 269)	- OR -
	87	Jack Kraus (So., 6-5, 252)	
LT	70	Dan Skipper (Sr., 6-10, 319)	
	60	Brian Wallace (So., 6-6, 335)	- OR -
	64	Jake Hall (So., 6-5, 266)	
LG	51	Hjalte Froholdt (So., 6-4, 318)	
	62	Johnny Gibson (So., 6-4, 344)	
C	72	Frank Ragnow (Jr., 6-5, 319)	
	75	Zach Rogers (So., 6-1, 306)	
RG	50	Jake Raulerson (Jr., 6-4, 301)	
	76	Paul Ramirez (Jr., 6-6, 299)	
RT	74	Colton Jackson (R-Fr., 6-6, 300)	
	79	Jalen Merrick (R-Fr., 6-4, 327)	
QB	8	Austin Allen (Jr., 6-1, 209)	
	5	Ty Storey (R-Fr., 6-2, 212)	
RB	22	Rawleigh Williams III (So., 5-10, 226)	
	24	Kody Walker (Sr., 6-2, 240)	
	21	Devwah Whaley (Fr., 5-11, 216)	
FB	32	Hayden Johnson (Fr., 6-3, 248)	
	34	Kendrick Jackson (So., 6-1, 255)	

► DEFENSE

DE	97	Tevin Benum (Jr., 6-4, 251)	
	96	Karl Roesler (Jr., 6-1, 256)	- OR -
	10	Randy Ramsey (So., 6-4, 228)	
DT	94	Taiwan Johnson (Sr., 6-2, 284)	
	41	Austin Capps (Fr., 6-4, 309)	
DT	55	Jeremiah Ledbetter (Sr., 6-3, 280)	
	3	McTelvin Agim (Fr., 6-3, 289)	
DE	48	Deatrich Wise Jr. (Sr., 6-5, 271)	
	6	JaMichael Winston (Sr., 6-4, 260)	
SLB	27	Khalia Hackett (Jr., 6-2, 223)	
	21	Josh Williams (Sr., 6-1, 249)	
MLB	51	Brooks Ellis (Sr., 6-2, 245)	
	8	De'Jon Harris (Fr., 6-0, 255)	
WLB	23	Dre Greenlaw (So., 6-0, 226)	
	35	Dwayne Eugene (Jr., 6-1, 235)	
CB	29	Jared Collins (Sr., 5-11, 173)	
	2	DJ Dean (Sr., 5-11, 199)	
FS	28	Josh Liddell (Jr., 6-1, 210)	
	38	Reid Miller (So., 5-9, 197)	
SS	9	Santos Ramirez (So., 6-2, 205)	- OR -
	20	De'Andre Coley (Jr., 6-1, 214)	
	15	Nate Dalton (R-Fr., 6-3, 190)	
CB	5	Henre' Toliver (Jr., 6-1, 185)	
	11	Ryan Pulley (So., 5-11, 198)	

► SPECIAL TEAMS

K	9	Cole Hedlund (So., 5-10, 171)	
	48	Adam McFain (Sr., 6-0, 187)	
P	37	Toby Baker (Sr., 6-3, 215)	
	8	Blake Johnson (R-Fr., 6-0, 193)	
KO	48	Adam McFain (Sr., 6-0, 187)	
	9	Cole Hedlund (So., 5-10, 171)	
KS	49	Robert Decker (Jr., 6-0, 249)	
	56	Matt Emrich (Sr., 6-3, 198)	
DS	56	Matt Emrich (Sr., 6-3, 198)	
	49	Robert Decker (Jr., 6-0, 249)	
H	56	Matt Emrich (Sr., 6-3, 198)	
	37	Toby Baker (Sr., 6-3, 215)	
KOR	3	Dominique Reed (Sr., 6-3, 175)	
	80	Drew Morgan (Sr., 6-0, 193)	
PR	1	Jared Cornelius (Jr., 5-11, 212)	
	80	Drew Morgan (Sr., 6-0, 193)	





▶ NUMERICAL ROSTER

▶ ALPHABETICAL ROSTER

No	Name	Pos	Ht	Wt	Cl/Exp	Hometown (HS/Other)
1	Jared Cornelius	WR	5-11	212	Jr./2L	Shreveport, La. (Evangel Christian Academy)
2	DJ Dean	DB	5-11	199	Sr./3L	Newton, Texas (Newton HS)
3	McTelvin Agim	DL	6-3	289	Fr./HS	Texarkana, Texas (Hope HS [Ark.])
3	Dominique Reed	WR	6-3	175	Sr./1L	Camden, Ark. (Fairview HS/Coffeyville CC [Kan.])
4	Keon Hatcher	WR	6-2	207	Sr./3L	Owasso, Okla. (Owasso HS)
4	Alexy Jean-Baptiste	LB	6-2	231	Fr./HS	Pompano Beach, Fla. (Coconut Creek HS)
5	Ty Storey	QB	6-2	212	R-Fr./RS	Charleston, Ark. (Charleston HS)
5	Henre' Toliver	DB	6-1	185	Jr./2L	Marrero, La. (Archbishop Rummel HS)
6	T.J. Hammonds	RB	5-10	197	Fr./HS	Little Rock, Ark. (Robinson HS)
6	JaMichael Winston	DL	6-4	260	Sr./3L	Pritchard, Ala. (Vigor HS)
7	Briston Guidry	DL	6-3	294	Fr./HS	Metairie, La. (Archbishop Rummel HS)
7	Damon Mitchell	RB	6-2	215	Jr./1L	Egg Harbor City, N.J. (Cedar Creek HS)
8	Austin Allen	QB	6-1	209	Jr./2L	Fayetteville, Ark. (Fayetteville HS)
8	De'Jon Harris	LB	6-0	255	Fr./HS	Harvey, La. (John Ehret HS)
8	Blake Johnson	P	6-0	193	R-Fr./RS	Long Beach, Calif. (Los Alamitos HS)
9	Cole Hedlund	K	5-10	171	So./1L	Argyle, Texas (Argyle HS)
9	Santos Ramirez	DB	6-2	205	So./1L	Shreveport, La. (Evangel Christian Academy)
9	Ricky Town	QB	6-3	214	R-Fr./RS	Thousand Oaks, Calif. (St. Bonaventure HS/USC)
10	Jordan Jones	WR	6-1	184	Fr./HS	Smackover, Ark. (Smackover HS)
10	Randy Ramsey	DE	6-4	228	So./1L	Fort Lauderdale, Fla. (Dillard HS)
11	Will Gragg	TE	6-4	254	R-Fr./RS	Dumas, Ark. (Dumas HS)
11	Ryan Pulley	DB	5-11	198	So./1L	Fort Myers, Fla. (Island Coast HS)
11	Britto Tutt	DB	6-2	177	So./JC	Augusta, Ga. (Academy of Richmond County/Ventura College [Calif.])
13	Deon Stewart	WR	5-11	164	R-Fr./RS	Highland, Ark. (Highland HS)
14	Carson Proctor	QB	6-4	211	Fr./HS	Vero Beach, Fla. (Vero Beach HS)
14	River Warnock	WR	5-11	185	So./HS	North Little Rock, Ark. (North Little Rock HS/Crowder College [Mo.])
15	Nate Dalton	DB	6-3	190	R-Fr./RS	Baton Rouge, La. (Cypress Falls HS)
15	Cole Kelley	QB	6-7	258	Fr./HS	Lafayette, La. (Teurlings Catholic HS)
16	La'Michael Pettway	WR	6-2	216	R-Fr./RS	Nashville, Ark. (Nashville HS)
17	Kofi Boateng	WR	6-1	183	Fr./HS	Arlington, Texas (Lamar HS)
18	Cameron Colbert	WR	6-1	208	So./1L	Little Rock, Ark. (Pulaski Academy)
18	Jack Lindsey	QB	6-3	184	Fr./HS	Fayetteville, Ark. (Springdale HS)
19	Anthony Antwine	TE	6-4	222	Jr./2L	Plano, Texas (Plano Senior HS)
19	Giovanni LaFrance	LB	6-1	255	Fr./HS	New Orleans, La. (Saint Augustine HS)
20	Troy Allison	WR	6-1	193	So./SQ	McGregor, Texas (McGregor HS)
20	De'Andre Coley	DB	6-1	214	Jr./2L	Miami, Fla. (Northwestern HS)
21	Devwah Whaley	RB	5-11	216	Fr./HS	Beaumont, Texas (Central HS)
21	Josh Williams	LB	6-1	249	Sr./2L	Fort Lauderdale, Fla. (Dillard HS/Dodge City CC [Kan.])
22	Deon Edwards	DB	6-1	205	Fr./HS	Clermont, Fla. (Lake Minneola HS)
22	Rawleigh Williams III	RB	5-10	226	So./1L	Dallas, Texas (Bishop Lynch HS)
23	Dre Greenlaw	LB	6-0	226	So./1L	Fayetteville, Ark. (Fayetteville HS)
24	Ryder Lucas	DB	6-0	190	So./1L	The Woodlands, Texas (The Woodlands College Park HS)
24	Kody Walker	RB	6-2	240	Sr./3L	Jefferson City, Mo. (Jefferson City HS)
25	Micahh Smith	DB	6-0	195	Fr./HS	Marshall, Texas (Marshall HS)
26	Matt Dodson	DB	5-10	208	Jr./SQ	McKinney, Texas (Boyd HS)
26	Justice Hobbs	RB	5-10	220	Fr./HS	Farmington, Ark. (Farmington HS)
27	Khalia Hackett	LB	6-2	223	Jr./2L	Douglasville, Ga. (South Paulding HS)
28	Josh Liddell	DB	6-1	210	Jr./2L	Pine Bluff, Ark. (Dollarway Senior HS)
29	Jared Collins	DB	5-11	173	Sr./3L	Tulsa, Okla. (Booker T. Washington HS)
30	Kevin Richardson II	DB	6-0	178	Jr./2L	Jacksonville, Ark. (Jacksonville HS)
31	Connor McPherson	RB	5-7	208	Jr./SQ	The Woodlands, Texas (College Park HS)
31	Grant Morgan	LB	5-11	220	Fr./HS	Greenwood, Ark. (Greenwood HS)
32	Dylan Calhoun	DB	5-10	185	So./TR	Waxahachie, Texas (Waxahachie HS)
32	Hayden Johnson	FB	6-3	248	Fr./HS	Columbia, Mo. (Rock Bridge HS)
33	Dee Walker	LB	6-2	208	Fr./HS	Moultrie, Ga. (Colquitt County HS)
34	Kendrick Jackson	FB	6-1	255	So./1L	Haynesville, La. (Haynesville HS)
34	Tyler Phillips	LB	6-1	232	R-Fr./RS	North Little Rock, Ark. (North Little Rock HS)
35	Dwayne Eugene	LB	6-1	235	Jr./2L	Marrero, La. (Archbishop Rummel HS)
36	Cory Hollowell	DB	6-2	202	So./HS	Corona, Calif. (Orange Lutheran HS)
37	Toby Baker	P	6-3	215	Sr./1L	Memphis, Tenn. (Memphis University HS)
37	Devin Buckner	DB	5-10	190	Fr./HS	Pine Bluff, Ark. (White Hall HS)
38	Reid Miller	DB	5-9	197	So./1L	Hollidaysburg, Pa. (IMG Academy [Fla.])
39	Juan Day	RB	6-1	214	So./1L	North Little Rock, Ark. (North Little Rock HS)
39	Byron Keaton	DB	5-10	183	R-Fr./RS	Camden, Ark. (Fairview HS)
40	Jamarío Bell	TE	6-5	252	R-Fr./RS	Junction City, Ark. (Junction City HS)
41	Austin Capps	DL	6-4	309	Fr./HS	Star City, Ark. (Star City HS)
41	Chris Jones	FB	5-11	249	Jr./2L	DeQueen, Ark. (DeQueen HS)
42	Connor Limpert	K	6-1	176	Fr./HS	Allen, Texas (Allen HS)
42	Jonathan Marshall	DL	6-4	299	Fr./HS	Shepherd, Texas (Shepherd HS)
43	George Madden	LS	6-1	230	R-Fr./RS	Blanchard, Okla. (Blanchard HS)
44	Austin Cantrell	TE	6-4	269	R-Fr./RS	Roland, Okla. (Roland HS)

No	Name	Pos
3	McTelvin Agim	DL
8	Austin Allen	QB
20	Troy Allison	WR
19	Anthony Antwine	TE
37	Toby Baker	P
97	Tevin Beanum	DL
40	Jamarío Bell	TE
17	Kofi Boateng	WR
53	Ben Brasuell	LB
37	Devin Buckner	DB
32	Dylan Calhoun	DB
44	Austin Cantrell	TE
41	Austin Capps	DL
46	Damani Carter	FB
18	Cameron Colbert	WR
20	De'Andre Coley	DB
29	Jared Collins	DB
1	Jared Cornelius	WR
15	Nate Dalton	DB
39	Juan Day	RB
98	Daytrion Dean	DL
2	DJ Dean	DB
49	Robert Decker	LS
26	Matt Dodson	DB
22	Deon Edwards	DB
51	Brooks Ellis	LB
56	Matt Emrich	LS/H
86	Tobias Enlow	WR
35	Dwayne Eugene	LB
51	Hjalte Froholdt	OL
62	Johnny Gibson	OL
11	Will Gragg	TE
23	Dre Greenlaw	LB
7	Briston Guidry	DL
89	Grayson Gunter	TE
27	Khalia Hackett	LB
91	Elias Hale	DL
64	Jake Hall	OL
67	Tyler Hall	OL
6	T.J. Hammonds	RB
71	Jackson Hannah	OL
8	De'Jon Harris	LB
45	Josh Harris	LB
4	Keon Hatcher	WR
69	Dylan Hays	OL
9	Cole Hedlund	K
55	Jake Heinrich	OL
26	Justice Hobbs	RB
81	Cody Hollister	WR
36	Cory Hollowell	DB
78	Bijhon Jackson	DL
74	Colton Jackson	OL
34	Kendrick Jackson	FB
4	Alexy Jean-Baptiste	LB
8	Blake Johnson	P
32	Hayden Johnson	FB
94	Taiwan Johnson	DL
41	Chris Jones	FB
10	Jordan Jones	WR
39	Byron Keaton	DB
15	Cole Kelley	QB
87	Jack Kraus	TE
19	Giovanni LaFrance	LB
54	Blake Lagrone	DL
55	Jeremiah Ledbetter	DL
99	Brandon Lewis	DL
28	Josh Liddell	DB
42	Connor Limpert	K
18	Jack Lindsey	QB
24	Ryder Lucas	DB



GAME NOTES

▶ NUMERICAL ROSTER

No	Name	Pos	Ht	Wt	Cl/Exp	Hometown (HS/Other)
45	Josh Harris	LB	5-10	239	So./1L	Pine Bluff, Ark. (Watson Chapel HS)
46	Damani Carter	FB	6-0	241	So./1L	Fayetteville, Ark. (Fayetteville HS)
47	Matt Reynolds	LB	6-1	211	Jr./SQ	McKinney, Texas (McKinney HS)
48	Adam McFain	K	6-0	187	Sr./2L	Greenwood, Ark. (Greenwood HS)
48	Deatrich Wise Jr.	DL	6-5	271	Sr./3L	Carrollton, Texas (Hebron HS)
49	Robert Decker	LS	6-0	249	Jr./SQ	Greenwich, Conn. (Greenwich HS/UConn)
50	Jake Raulerson	OL	6-4	301	Jr./TR	Celina, Texas (Celina HS/Texas)
51	Brooks Ellis	LB	6-2	245	Sr./3L	Fayetteville, Ark. (Fayetteville HS)
51	Hjalte Froholdt	OL	6-4	318	So./1L	Svendborg, Denmark (IMG Academy [Fla.])
52	T.J. Smith	DL	6-3	285	R-Fr./RS	Moultrie, Ga. (Colquitt County HS)
53	Ben Brasuell	LB	6-1	218	Fr./HS	Benton, Ark. (Benton HS)
54	Blake Lagrone	DL	6-4	215	Fr./HS	Pine Bluff, Ark. (Watson Chapel HS)
55	Jake Heinrich	OL	6-4	295	Fr./HS	Urbandale, Iowa (Urbandale HS)
55	Jeremiah Ledbetter	DL	6-3	280	Sr./1L	Orlando, Fla. (Gainesville HS [Ga.]/Hutchinson CC [Kan.])
56	Matt Emrich	LS/H	6-3	198	Sr./3L	El Dorado, Ark. (El Dorado HS)
60	Brian Wallace	OL	6-6	335	So./1L	Florissant, Mo. (Christian Brothers College HS)
61	Cooper Sone	OL	6-2	277	R-Fr./SQ	Fayetteville, Ark. (Fayetteville HS)
62	Johnny Gibson	OL	6-4	344	So./1L	Dumas, Ark. (Dumas HS)
64	Jake Hall	OL	6-5	266	So./1L	Springdale, Ark. (Har-Ber HS)
67	Tyler Hall	OL	6-4	296	Fr./HS	Maumelle, Ark. (Maumelle HS)
69	Dylan Hays	OL	6-3	294	Fr./HS	Little Rock, Ark. (Little Rock Christian)
70	Dan Skipper	OL	6-10	319	Sr./3L	Arvada, Colo. (Ralston Valley HS)
71	Jackson Hannah	OL	6-2	282	So./SQ	Bentonville, Ark. (Bentonville HS)
72	Frank Ragnow	OL	6-5	319	Jr./2L	Chanhausen, Minn. (Chanhausen HS)
73	Deion Malone	OL	6-3	296	Jr./JC	Batesville, Miss. (South Panola HS/Northwest CC [Miss.])
74	Colton Jackson	OL	6-6	300	R-Fr./RS	Conway, Ark. (Conway HS)
75	Zach Rogers	OL	6-1	306	So./1L	Carrollton, Texas (Hebron HS)
76	Paul Ramirez	OL	6-6	299	Jr./JC	Rialto, Calif. (Rialto HS/San Bernardino Valley CC [Calif.])
78	Bijhon Jackson	DL	6-2	335	Jr./2L	El Dorado, Ark. (El Dorado HS)
79	Jalen Merrick	OL	6-4	327	R-Fr./RS	Oak Hill, Fla. (New Smyrna Beach HS)
80	Drew Morgan	WR	6-0	193	Sr./3L	Greenwood, Ark. (Greenwood HS)
81	Cody Hollister	WR	6-4	209	Sr./2L	Bend, Ore. (Mountain View HS/Arizona Western)
82	Luke Rossi	WR	5-11	197	So./1L	Edmond, Okla. (North HS)
83	Jeremy Sprinkle	TE	6-6	256	Sr./3L	White Hall, Ark. (White Hall HS)
84	D'Vone McClure	WR	6-2	219	Fr./HS	Rixey, Ark. (Jacksonville HS)
85	Cheyenne O'Grady	TE	6-4	251	R-Fr./RS	Fayetteville, Ark. (Fayetteville HS)
86	Tobias Enlow	WR	6-1	200	Fr./HS	North Little Rock, Ark. (North Little Rock HS)
86	Armon Watts	DL	6-5	293	So./1L	St. Louis, Mo. (Christian Brothers College HS)
87	Jack Kraus	TE	6-5	252	So./1L	Bentonville, Ark. (Bentonville HS)
89	Grayson Gunter	TE	6-6	232	Fr./HS	Madison, Miss. (Madison Central HS)
91	Elias Hale	DL	6-5	217	Fr./HS	Fayetteville, Ark. (Fayetteville HS)
91	Michael Taylor II	DL	6-3	245	So./JC	Orlando, Fla. (The First Academy/Riverside City College [Calif.])
94	Taiwan Johnson	DL	6-2	284	Sr./2L	Manvel, Texas (Manvel HS)
96	Karl Roesler	DL	6-1	256	Jr./2L	Louisville, Ky. (St. Xavier HS)
97	Tevin Beanum	DL	6-4	251	Jr./2L	Forrest City, Ark. (Forrest City HS)
98	Daytrion Dean	DL	6-3	281	R-Fr./RS	Fort Smith, Ark. (Northside HS)
99	Brandon Lewis	DL	6-4	274	Sr./3L	Memphis, Tenn. (Ridgeway HS)

▶ ALPHABETICAL ROSTER

No	Name	Pos
43	George Madden	LS
73	Deion Malone	OL
42	Jonathan Marshall	DL
84	D'Vone McClure	WR
48	Adam McFain	K
31	Connor McPherson	RB
79	Jalen Merrick	OL
38	Reid Miller	DB
7	Damon Mitchell	RB
80	Drew Morgan	WR
31	Grant Morgan	LB
85	Cheyenne O'Grady	TE
16	La'Michael Pettway	WR
34	Tyler Phillips	LB
14	Carson Proctor	QB
11	Ryan Pucley	DB
72	Frank Ragnow	OL
76	Paul Ramirez	OL
9	Santos Ramirez	DB
10	Randy Ramsey	DE
50	Jake Raulerson	OL
3	Dominique Reed	WR
47	Matt Reynolds	LB
30	Kevin Richardson II	DB
96	Karl Roesler	DL
75	Zach Rogers	OL
82	Luke Rossi	WR
70	Dan Skipper	OL
25	Micahh Smith	DB
52	T.J. Smith	DL
61	Cooper Sone	OL
83	Jeremy Sprinkle	TE
13	Deon Stewart	WR
5	Ty Storey	QB
91	Michael Taylor II	DL
5	Henre' Toliver	DB
9	Ricky Town	QB
11	Britto Tutt	DB
33	Dee Walker	LB
24	Kody Walker	RB
60	Brian Wallace	OL
14	River Warnock	WR
86	Armon Watts	DL
21	Devwah Whaley	RB
21	Josh Williams	LB
22	Rawleigh Williams III	RB
6	JaMichael Winston	DL
48	Deatrich Wise Jr.	DL

▶ PRONUNCIATIONS

PLAYERS

McTelvin Agim (UH-geem)
 Juan (JOO-wahn) Day
 Daytrion (DAY-tree-on) Dean
 Matt Emrich (EM-rick)
 Tobias Enlow (N-low)
 Hjalte (YELL-duh) Froholdt (FRO-holt)
 Khalia (KUH-lee-uh) Hackett
 De'Jon (DUH-Juhn) Harris
 Bijhon (BEE-jhon) Jackson
 Alexy Jean (gene)-Baptiste

Jack Kraus (Krouse)
 Josh Liddell (LUH-dell)
 Frank Ragnow (RAG-now)
 Karl Roesler (RESS-ler)
 Henre' (ON-ray) Toliver
 River Warnock (WAR-nick)
 Devwah (DEV-wah) Whaley
 Deatrich (DEE-trich) Wise Jr.

COACHES

Bret Bielema (BEE-luh-muh)
 Dan Enos (EE-nohs)
 Vernon Hargreaves (HAR-graves)
 Barry Lunney (LUHN-ee) Jr.
 Rory Segrest (SEE-grest)

▶ FOOTBALL STAFF

Coaching Staff

Bret Bielema | Head Coach
 Dan Enos | Offensive Coord. / QBs
 Robb Smith | Defensive Coord. / Secondary
 Kurt Anderson | Offensive Line
 Reggie Mitchell | Running Backs
 Vernon Hargreaves | Linebackers
 Paul Rhoads | Defensive Backs
 Barry Lunney Jr. | Tight Ends
 Rory Segrest | Defensive Line / Specialists
 Michael Smith | Wide Receivers

Graduate Assistants

Brey Cook | Offense
 Alfred Davis | Defense
 Taylor Reed | Offense
 Mark Sheridan | Defense

Quality Control

Tanner Burns | Special Teams
 David Parker | Defense
 John Roberts | Offense

Support Staff

Ben Herbert | Strength & Conditioning
 Mark Taurisani | Football Operations
 EK Franks | Recruiting
 Matt Engelbert | Video
 Matt Summers | Athletic Training
 Bobby Allen | HS/NFL Relations





► ASSOCIATED PRESS POLL

As of Sept. 6, 2016

Rank	Team	Record	Points
1	Alabama (54)	1-0	1518
2	Clemson (2)	1-0	1416
3	Florida State (4)	1-0	1413
4	Ohio State	1-0	1324
5	Michigan (1)	1-0	1261
6	Houston	1-0	1243
7	Stanford	1-0	1140
8	Washington	1-0	884
9	Georgia	1-0	877
10	Wisconsin	1-0	759
11	Texas	1-0	743
12	Michigan State	1-0	722
13	Louisville	1-0	686
14	Oklahoma	0-1	664
15	TCU	1-0	635
16	Iowa	1-0	588
17	Tennessee	1-0	573
18	Notre Dame	0-1	528
19	Ole Miss	0-1	493
20	Texas A&M	1-0	477
21	LSU	0-1	423
22	Oklahoma State	1-0	409
23	Baylor	1-0	296
24	Oregon	1-0	242
25	Miami	1-0	137

Note: Bold denotes teams on Arkansas' 2016 schedule

Others receiving votes: Florida 117, UCLA 62, Boise State 50, Utah 43, San Diego State 37, North Carolina 23, Nebraska 13, Auburn 13, Pittsburgh 7, BYU 5, Navy 2, West Virginia 1, Colorado 1

► USA TODAY COACHES POLL

As of Sept. 6, 2016

Rank	Team	Record	Points
1	Alabama (62)	1-0	1598
2	Clemson (2)	1-0	1513
3	Florida State	1-0	1454
4	Ohio State	1-0	1424
5	Stanford	1-0	1284
6	Michigan	1-0	1261
7	Houston	1-0	1213
8	Michigan State	1-0	1027
9	Georgia	1-0	934
10	Iowa	1-0	797
11	Washington	1-0	782
12	TCU	1-0	719
13	Oklahoma	0-1	707
14	Tennessee	1-0	657
15	Louisville	1-0	635
16	Wisconsin	1-0	583
17	Oklahoma State	1-0	555
18	Ole Miss	0-1	534
19	Baylor	1-0	481
20	Texas	1-0	439
21	Notre Dame	0-1	426
22	LSU	0-1	418
23	Oregon	1-0	385
24	Texas A&M	1-0	302
25	Florida	1-0	182

Note: Bold denotes teams on Arkansas' 2016 schedule

Others receiving votes: Miami 108, North Carolina 62, Utah 61, Boise State 52, UCLA 38, Nebraska 37, Arkansas 21, Auburn 16, BYU 15, San Diego State 12, Western Kentucky 11, Navy 10, Pittsburgh 9, West Virginia 8, NC State 7, USC 6, South Florida 5, Duke 4, South Alabama 3, Southern Mississippi 2, Toledo 1, Colorado 1, Appalachian State 1

► HONORS & AWARDS

MCTELVIN AGIM, FR., DL

Preseason

- Phil Steele No. 11 freshman defensive lineman in the nation
- Lindy's No. 7 Fab Freshman in the country

AUSTIN ALLEN, JR., QB

Preseason

- Manning Passing Academy Counselor

TOBY BAKER, SR., P

Preseason

- Ray Guy Award Watch List

BROOKS ELLIS, SR., LB

Preseason

- Butkus Award Watch List
- Wuerffel Trophy Watch List
- Reese's Senior Bowl Watch List
- Coaches All-SEC second team
- Athlon All-SEC third team
- Phil Steele All-SEC third team
- Phil Steele No. 17 inside linebacker in the nation
- Sporting News SEC Top Scholar

HJALTE FROHOLDT, SO., OL

Preseason

- Phil Steele All-SEC third team

BRISTON GUIDRY, FR., DL

Preseason

- Phil Steele No. 52 freshman defensive lineman in the nation

KEON HATCHER, SR., WR

Preseason

- Phil Steele No. 47 draft eligible wide receiver
- Reese's Senior Bowl Watch List

DREW MORGAN, SR., WR

Preseason

- Biletnikoff Award Watch List
- Reese's Senior Bowl Watch List
- Media All-SEC third team
- Coaches All-SEC third team
- Athlon All-SEC third team
- Phil Steele No. 39 draft eligible wide receiver

FRANK RAGNOW, JR., OL

Preseason

- Rimington Trophy Watch List
- Coaches All-SEC third team
- Phil Steele All-SEC fourth team
- Phil Steele No. 14 center in the nation

DOMINIQUE REED, SR., WR

Preseason

- Phil Steele All-SEC second team
- Phil Steele No. 41 draft eligible wide receiver
- Reese's Senior Bowl Watch List

DAN SKIPPER, SR., OL

Preseason

- Outland Trophy Watch List
- Reese's Senior Bowl Watch List
- Lindy's All-America second team
- Athlon All-America third team
- Media All-SEC first team
- Coaches All-SEC first team
- Athlon All-SEC first team
- ESPN All-SEC team
- Lindy's All-SEC first team
- Phil Steele All-SEC first team
- Sporting News All-SEC team
- Lindy's best run blocker in the SEC
- ESPN.com No. 88 player in the nation



A consensus preseason All-SEC first team selection and Outland Trophy Watch List member, **DAN SKIPPER** has made 35 consecutive starts on the offensive line.

JEREMY SPRINKLE, SR., TE

Preseason

- John Mackey Award Watch List
- Reese's Senior Bowl Watch List
- Media All-SEC third team
- Coaches All-SEC third team
- Athlon All-SEC third team
- Lindy's All-SEC third team
- Phil Steele All-SEC third team
- Phil Steele No. 5 tight end in the nation
- Athlon Top 15 Breakout Players in the nation

HENRE' TOLIVER, JR., DB

Preseason

- Phil Steele All-SEC fourth team

KODY WALKER, SR., RB

Preseason

- Doak Walker Award Watch List
- Reese's Senior Bowl Watch List

DEVWAH WHALEY, FR., RB

Preseason

- Phil Steele No. 7 freshman running back in the nation

RAWLEIGH WILLIAMS III SO., RB

Preseason

- Doak Walker Award Watch List


DEATRICH WISE JR., SR., DL

Regular Season

- SEC Defensive Lineman of the Week (Sept. 6)

Preseason

- Chuck Bednarik Award Watch List
- Bronko Nagurski Trophy Watch List
- Ted Hendricks Award Watch List
- Reese's Senior Bowl Watch List
- Media All-SEC third team
- Coaches All-SEC third team
- Athlon All-SEC second team
- Lindy's All-SEC third team
- Phil Steele All-SEC third team
- Allstate AFCA Good Works Team Nominee
- Phil Steele No. 9 defensive end in the nation
- ESPN.com No. 25 player in the SEC



AUSTIN ALLEN

Junior | Quarterback
6-1 | 209
Fayetteville, Ark. | Fayetteville HS

8

QUICK HITS

- Was named starting QB after the 10th practice of the spring.
- Served as the backup QB during the past two seasons.
- Made his first career start against LA Tech, completing 20 of 29 passes for 191 yards and two TDs.
- Completed 19 of 25, including eight straight, after the first drive of the game in the season opener.
- Father, Bobby, is on staff (Director of HS/NFL Relations).
- Younger brother of current Jacksonville Jaguars QB Brandon Allen.

SINGLE-GAME CAREER HIGHS

Attempts.....29 vs. Louisiana Tech (9/3/16)
 Completions.....20 vs. Louisiana Tech (9/3/16)
 Passing Yards.....191 vs. Louisiana Tech (9/3/16)
 Passing TDs.....2 vs. Louisiana Tech (9/3/16)
 Rushing Yards.....18 vs. Nicholls State (9/6/14)

CAREER STATS

	PASSING								RUSHING					
	GS	COMP	ATT	PCT	YDS	TD	INT	LNG	ATT	YDS	AVG	TD	LNG	
2014	5/0	8	16	50.0	153	0	1	33	7	4	0.6	1	7	
2015	3/0	1	3	33.3	35	1	0	35	0	0	0.0	0	0	
2016	1/1	20	29	69.0	121	2	2	18	4	-26	-6.5	0	0	
TOTAL	9/1	29	48	60.4	309	3	3	35	11	-22	2.0	1	7	

2016 GAME-BY-GAME STATS

	PASSING								RUSHING					
	GS	COMP	ATT	PCT	YDS	TD	INT	LNG	ATT	YDS	AVG	TD	LNG	
LA TECH	1	20	29	69.0	121	2	2	18	4	-26	-6.5	0	0	
at TCU														
TSU														
vs. TAMU														
ASU														
ALA														
MISS														
at AU														
UF														
LSU														
at MSU														
at MIZZ														
TOTAL	1	20	29	69.0	121	2	2	18	4	-26	-6.5	0	0	



TOBY BAKER

Senior | Punter
6-3 | 215
Memphis, Tenn. | Memphis University HS

37

QUICK HITS

- Named to the 2016 Ray Guy Award Watch List.
- Awarded a scholarship after the 2015 regular season, prior to the 2016 Liberty Bowl.
- Has pinned a punt inside the 20 in 10 of his last 11 games.
- Boomed two punts 50+ yards, including a career-long of 55, against LA Tech.
- Punted four times for an average of 47.5 yards per punt in the season opener.
- Pinned 23 of his 43 punts inside the 20-yard line in 2015.
- 5 of 6 50+ yard punts in 2015 came in SEC play.
- Allowed only 125 yards on 18 returns (6.9 avg.) in 2015.

SINGLE-GAME CAREER HIGHS

Punts.....10 at Alabama (10/10/15)
 Punt Yards.....402 at Alabama (10/10/15)
 Long.....55 vs. Louisiana Tech (9/3/16)
 50+.....2 (2x), last vs. Louisiana Tech (9/3/16)
 Inside 20.....4 vs. Auburn (10/24/15)

CAREER STATS

	GP	NO	YDS	AVG	LONG	BLKD	TB	FC	50+	INSIDE 20
2014	2	1	36	36.0	36	0	0	0	0	0
2015	13	43	1,772	41.2	52	0	2	16	6	22
2016	1	4	190	47.5	55	0	0	2	2	1
TOTAL	16	48	1,998	41.6	55	0	2	18	8	24

2016 GAME-BY-GAME STATS

	GP	NO	YDS	AVG	LONG	BLKD	TB	FC	50+	INSIDE 20
LA TECH	1	4	190	47.5	55	0	0	2	2	1
at TCU										
TSU										
vs. TAMU										
ASU										
ALA										
MISS										
at AU										
UF										
LSU										
at MSU										
at MIZZ										
TOTAL	1	4	190	47.5	55	0	0	2	2	1



TEVIN BEANUM

Junior | Defensive Lineman
6-4 | 251
Forrest City, Ark. | Forrest City HS

97

QUICK HITS

- Made one tackle vs. LA Tech.
- Ranked fifth on the team in tackles for loss with 7.0 in 2015.
- Tied for second on the team in sacks with 2.0 in 2015.
- His 2.0 sacks came against SEC opponents.

SINGLE-GAME CAREER HIGHS


Tackles6 vs. Missouri (11/27/15)
Tackles For Loss2.0 at Tennessee (10/3/15)
Sacks1.0 at Tennessee (10/3/15)
Forced Fumbles1 at Auburn (8/30/14)
QB Hurries2 vs. Nicholls State (9/6/14)

CAREER STATS

	GS	UA	A	ToT	TFL-YDS	SCK-YDS	FF	FR-YDS	INT-YDS	QBH	BRUP
2014	12/0	4	7	11	2.0-4	0.0-0	1	1-0	0-0	4	0
2015	13/8	11	19	30	7.0-27	2.0-12	0	1-0	0-0	1	1
2016	1/0	1	0	1	0.0-0	0.0-0	0	0-0	0-0	0	0
TOTAL	26/8	16	26	42	9.0-31	2.0-12	1	2-0	0-0	5	1

2016 GAME-BY-GAME STATS

	GS	UA	A	ToT	TFL-YDS	SCK-YDS	FF	FR-YDS	INT-YDS	QBH	BRUP
LA TECH	1/0	1	0	1	0.0-0	0.0-0	0	0-0	0-0	0	0
at TCU											
TSU											
vs. TAMU											
ASU											
ALA											
MISS											
at AU											
UF											
LSU											
at MSU											
at MIZZ											
TOTAL	1/0	1	0	1	0.0-0	0.0-0	0	0-0	0-0	0	0



JARED COLLINS

Senior | Defensive Back
5-11 | 173
Tulsa, Okla. | Booker T. Washington HS

29

QUICK HITS

- Has started 24 straight games.
- Made one tackle vs. LA Tech.
- Has made at least two tackles in 31 of 38 career games played.
- Led team in PBU's for the second straight season with nine in 2015, which tied for 11th in the SEC.
- Recorded 44 tackles in 2015, which ranked fourth among Arkansas DB's.
- Forced one fumble and collected one interception in 2015.

SINGLE-GAME CAREER HIGHS

Tackles10 at Missouri (11/28/14)
Tackles For Loss3.0 vs. UAB (10/25/14)
Fumbles Forced1 (3x), last at Tennessee (10/3/15)
Interceptions1 (2x), last vs. Texas Tech (9/19/15)
Pass Breakups4 vs. LSU (11/15/14)

CAREER STATS

	GS	UA	A	ToT	TFL-YDS	SCK-YDS	FF	FR-YDS	INT-YDS	QBH	BRUP
2013	11/2	13	14	27	1.0-1	0.0-0	1	0-0	1-0	0	2
2014	13/12	39	14	53	4.0-23	1.0-18	1	0-0	0-0	0	13
2015	13/13	29	15	44	0.5-2	0.0-0	1	0-0	1-0	0	9
2016	1/1	0	1	1	0.0-0	0.0-0	0	0-0	0-0	0	0
TOTAL	38/28	81	44	125	5.5-26	1.0-18	3	0-0	2-0	0	24

2016 GAME-BY-GAME STATS

	GS	UA	A	ToT	TFL-YDS	SCK-YDS	FF	FR-YDS	INT-YDS	QBH	BRUP
LA TECH	1/1	0	1	1	0.0-0	0.0-0	0	0-0	0-0	0	0
at TCU											
TSU											
vs. TAMU											
ASU											
ALA											
MISS											
at AU											
UF											
LSU											
at MSU											
at MIZZ											
TOTAL	1/1	0	1	1	0.0-0	0.0-0	0	0-0	0-0	0	0



JARED CORNELIUS

Junior | Wide Receiver
5-11 | 212
Shreveport, La. | Evangel Christian Academy

1

QUICK HITS

- Named to the 2016 Paul Hornung Award Watch List.
- Hauled in the first TD pass of the season from 13-yards out in the season opener.
- Has scored a TD in five of his last six games with three coming through the air and two on the ground.
- Missed four games in 2015 with a broken arm.
- Only player in the SEC and one of three players in the country with a 40-yard reception, 40-yard run and 40-yard punt return in 2015.
- Recorded a catch in 8 of 9 games last season, including seven multi-reception contests.
- Had nine plays of 20+ yards (six receiving, two punt returns and one rushing).

SINGLE-GAME CAREER HIGHS

Receptions 5 vs. Mississippi State (11/21/15)
 Receiving Yards 81 vs. Mississippi State (11/21/15)
 Receiving TDs 1 (6x), last vs. Louisiana Tech (9/3/16)
 Rushing Yards 71 at LSU (11/14/15)
 Rushing TDs 1 at LSU (11/14/15)

CAREER STATS

	RECEIVING				RUSHING				PUNT RETURN						
	GS	REC	YDS	AVG	TD	LNG	ATT	YDS	AVG	TD	LNG	RET	YDS	TD	LNG
2014	13/0	18	212	11.8	2	38	5	23	4.6	0	11	9	91	0	35
2015	9/6	24	393	16.4	3	58	7	112	16.0	2	69	7	93	0	43
2016	1/1	1	13	13.0	1	13	3	13	4.3	0	8	1	0	0	0
TOTAL	23/7	43	618	14.4	6	58	15	148	9.9	2	69	17	184	10.8	43

2016 GAME-BY-GAME STATS

	RECEIVING				RUSHING				PUNT RETURN						
	GS	REC	YDS	AVG	TD	LNG	ATT	YDS	AVG	TD	LNG	RET	YDS	TD	LNG
LA TECH	1	1	13	13.0	1	13	3	13	4.3	0	8	1	0	0	0
at TCU															
TSU															
vs. TAMU															
ASU															
ALA															
MISS															
at AU															
UF															
LSU															
at MSU															
at MIZZ															
TOTAL	1	1	13	13.0	1	13	3	13	4.3	0	8	1	0	0	0



BROOKS ELLIS

Senior | Linebacker
6-2 | 245
Fayetteville, Ark. | Fayetteville HS

51

QUICK HITS

- Named to the 2016 Butkus Award, 2016 Wuerffel Award and 2016-17 Senior Bowl Watch Lists.
- Has started 19 straight games.
- Tied for second on the team in tackles vs. LA Tech with six.
- 102 tackles in 2015 led the team and tied for ninth in the SEC.
- 67 of 102 tackles came against SEC opponents, highlighted by a pair of double-figure performances.
- Led the team in tackles four times in 2015.
- One of two SEC defenders to log 15+ tackles in a conference game twice in 2015.
- Combined for 150 tackles with Dre Greenlaw over the last nine games of the 2015 season.
- The duo of Ellis and Greenlaw finished as one of six pairs of teammates to rank in the SEC's top 20 in total tackles.

SINGLE-GAME CAREER HIGHS

Tackles 15 (2x) last vs. Mississippi State (11/21/15)
 Tackles For Loss 2.5 (2x) last at Alabama (10/10/15)
 Sacks 1.5 vs. Kansas State (1/2/16)
 Forced Fumbles 1 (2x) last vs. Texas (12/29/14)
 Interceptions 1 (3x) last vs. UT Martin (10/31/15)

CAREER STATS

	GS	UA	A	ToT	TFL-YDS	SCK-YDS	FF	FR-YDS	INT-YDS	QBH	BRUP
2013	12/4	12	21	33	2.0-3	0.5-1	0	0-0	0-0	0	1
2014	11/11	29	43	72	5.5-13	0.5-4	2	0-0	2-63	2	5
2015	13/13	45	57	102	8.0-26	1.5-12	0	1-4	1-28	5	3
2016	1/1	2	4	6	0.0-0	0.0-0	0	0-0	0-0	0	0
TOTAL	37/29	88	125	213	15.5-42	2.5-17	2	1-4	3-91	7	9

2016 GAME-BY-GAME STATS

	GS	UA	A	ToT	TFL-YDS	SCK-YDS	FF	FR-YDS	INT-YDS	QBH	BRUP
LA TECH	1/1	2	4	6	0.0-0	0.0-0	0	0-0	0-0	0	0
at TCU											
TSU											
vs. TAMU											
ASU											
ALA											
MISS											
at AU											
UF											
LSU											
at MSU											
at MIZZ											
TOTAL	1/1	2	4	6	0.0-0	0.0-0	0	0-0	0-0	0	0



DRE GREENLAW

Sophomore | Linebacker
6-0 | 226
Fayetteville, Ark. | Fayetteville HS

23

QUICK HITS

- Tied for the team lead in tackles with seven and made his first career INT vs. LA Tech.
- Has led the team in tackles in six of 14 games played.
- Only player to win SEC Freshman of the Week twice in 2015.
- Finished fifth nationally among FBS freshmen and tops among SEC rookies in tackles in 2015.
- Ranked 17th in the SEC in total tackles in 2015.
- Made a team-high 69 tackles in SEC action and averaged 9.8 tackles in SEC road games in 2015.
- Put together four double-digit tackle performances last season.
- Combined for 150 tackles with Brooks Ellis over the last nine games of the 2015 season.

SINGLE-GAME CAREER HIGHS

Tackles16 vs. Auburn (10/24/15)
Tackles For Loss1.0 (3x) last at LSU (11/14/15)
Sacks1.0 at LSU (11/14/15)
Forced Fumbles1 (2x) last at LSU (11/14/15)
Interceptions1 vs. Louisiana Tech (9/3/16)

CAREER STATS

	GS	UA	A	ToT	TFL-YDS	SCK-YDS	FF	FR-YDS	INT-YDS	QBH	BRUP
2015	13/11	46	49	95	3.5-20	1.0-14	2	0-0	0-0	1	1
2016	1/1	2	5	7	0.0-0	0.0-0	0	0-0	1-3	0	0
TOTAL	14/12	48	54	102	3.5-20	1.0-14	2	0-0	1-3	1	1

2016 GAME-BY-GAME STATS

	GS	UA	A	ToT	TFL-YDS	SCK-YDS	FF	FR-YDS	INT-YDS	QBH	BRUP
LA TECH	1/1	2	5	7	0.0-0	0.0-0	0	0-0	1-3	0	0
at TCU											
TSU											
vs. TAMU											
ASU											
ALA											
MISS											
at AU											
UF											
LSU											
at MSU											
at MIZZ											
TOTAL	1/1	2	5	7	0.0-0	0.0-0	0	0-0	1-3	0	0



KEON HATCHER

Senior | Wide Receiver
6-2 | 207
Owasso, Okla. | Owasso HS

4

QUICK HITS

- Named to the 2016-17 Senior Bowl Watch List.
- Extended his streak to 20 consecutive games with a catch for a first down, dating back to 2013.
- Just eight receptions shy of 100 for his career.
- Suffered a season-ending foot injury in 2015 and returned with team bests in receptions (6) and yards (86) in the season opener.
- Eclipsed 100-yards receiving for the second time in his career against UTEP in 2015.
- Also had his first multi-TD catch game with two vs. UTEP (6 catches, 106 yards, 2 TD).
- Led SEC in receiving yards through the first two weeks and was tied for second in receptions.
- Hauled in 10 of his 13 receptions in 2015 during the first half for 160 yards.
- 10 of 13 catches in 2015 resulted in a first down.

SINGLE-GAME CAREER HIGHS

Receptions7 (3x) last vs. Toledo (9/12/15)
Receiving Yards107 vs. Northern Illinois (9/20/14)
Receiving TDs2 vs. UTEP (9/5/15)
Rushing Yards82 vs. Nicholls State (9/6/14)
Rushing TDs1 vs. Nicholls State (9/6/14)

CAREER STATS

	GS	RECEIVING					RUSHING				
		REC	YDS	AVG	TD	LNG	ATT	YDS	AVG	TD	LNG
2012	10/0	3	21	7.0	1	12	0	0	0.0	0	0
2013	10/6	27	346	12.8	2	43	11	140	12.7	0	50
2014	13/12	43	558	13.0	6	50	5	112	22.4	1	82
2015	2/2	13	198	15.2	2	38	1	0	0.0	0	0
2016	1/0	6	86	14.3	0	18	0	0	0.0	0	0
TOTAL	36/20	92	1,209	13.1	11	50	17	252	14.8	1	82

2016 GAME-BY-GAME STATS

	GS	RECEIVING					RUSHING				
		REC	YDS	AVG	TD	LNG	ATT	YDS	AVG	TD	LNG
LA TECH	1/0	6	86	14.3	0	18	0	0	0.0	0	0
at TCU											
TSU											
vs. TAMU											
ASU											
ALA											
MISS											
at AU											
UF											
LSU											
at MSU											
at MIZZ											
TOTAL	1/0	6	86	14.3	0	18	0	0	0.0	0	0



GAME NOTES



COLE HEDLUND

Sophomore | Kicker
5-10 | 171
Argyle, Texas | Argyle HS

9



TAIWAN JOHNSON

Senior | Defensive Lineman
6-2 | 284
Manvel, Texas | Manvel HS

94

QUICK HITS

- Has made 61 of his 61 career PAT kick attempts.
- Was one of only four SEC kickers to be perfect on PAT kicks (min. 50 attempts).
- 58 made PATs in 2015 ranked second in the SEC and tied the school record.
- 58 attempts were the third-most in a season by a Razorback.

SINGLE-GAME CAREER HIGHS

Field Goals Made.....2 vs. UTEP (9/5/15)
 Longest Field Goal.....45 at Ole Miss (11/7/15)
 PATs Made.....9 vs. UT Martin (10/31/15)

CAREER STATS

	GP	FGM-FGA	LNG	PATs	PTs
2015	13	9-15	45	58	85
2016	1	0-0	0	3	3
TOTAL	14	9-15	45	61	88

2016 GAME-BY-GAME STATS

	GP	FGM-FGA	LNG	PATs	PTs
LA TECH	1	0-0	0	3	3
at TCU					
TSU					
vs. TAMU					
ASU					
ALA					
MISS					
at AU					
UF					
LSU					
at MSU					
at MIZZ					
TOTAL	1	0-0	0	3	3

QUICK HITS

- Made his 27th straight start and tallied one sack in the season opener.
- Has made at least a half-sack in six career games, including each of his last three.
- Has recorded a tackle in 11 of his last 14 contests played.
- His 24 tackles in 2015 tied for fourth among Arkansas defensive linemen.
- Made a tackle for loss in three straight games last season.
- Recorded 4.5 sacks as a sophomore in 2014.

SINGLE-GAME CAREER HIGHS

Tackles.....8 vs. Mississippi State (11/21/15)
 Tackles For Loss.....3.0 vs. Nicholls State (9/6/14)
 Sacks.....2.5 vs. Nicholls State (9/6/14)
 Forced Fumbles.....None
 QB Hurries.....1 (3x) last vs. Missouri (11/27/15)


CAREER STATS

	GS	UA	A	ToT	TFL-YDS	SCK-YDS	FF	FR-YDS	INT-YDS	QBH	BRUP
2013	3/0	1	3	4	0.0-0	0.0-0	0	0-0	0-0	0	0
2014	13/13	15	11	26	8.0-45	4.5-35	0	2-0	0-0	1	0
2015	13/13	12	16	28	5.0-16	1.5-4	0	1-15	0-0	1	2
2016	1/1	1	0	1	1.0-5	1.0-5	0	0-0	0-0	0	0
TOTAL	30/27	29	30	59	14.0-66	7.0-44	0	3-15	0-0	2	2

2016 GAME-BY-GAME STATS

	GS	UA	A	ToT	TFL-YDS	SCK-YDS	FF	FR-YDS	INT-YDS	QBH	BRUP
LA TECH	1/1	1	0	1	1.0-5	1.0-5	0	0-0	0-0	0	0
at TCU											
TSU											
vs. TAMU											
ASU											
ALA											
MISS											
at AU											
UF											
LSU											
at MSU											
at MIZZ											
TOTAL	1/1	1	0	1	1.0-0	1.0-0	0	0-0	0-0	0	0





JEREMIAH LEDBETTER

Senior | Defensive Lineman
6-3 | 280

Orlando, Fla. | Gainesville HS (Ga.)/ Hutchinson CC (Kan.)

55



JOSH LIDDELL

Junior | Defensive Back
6-1 | 210

Pine Bluff, Ark. | Dollarway Senior HS

28

QUICK HITS

- Recorded a half-sack in the season opener and has done so in three of his last five games.
- Also had six tackles and has now recorded four or more stops in nine of his 14 games played.
- Took over as a starter in the second game of the 2015 season and never relinquished that role.
- Tied for fourth on the team in tackles in 2015 with 55.
- Ranked fourth on the team in tackles for loss with 7.5 and tied for third in sacks with 2.0.

SINGLE-GAME CAREER HIGHS

Tackles8 vs. UTEP (9/5/15)
Tackles For Loss2.5 vs. Auburn (10/24/15)
Sacks.....1.0 vs. Auburn (10/24/15)
Forced Fumbles..... None
QB Hurries.....1 (2x) last at Tennessee (10/3/15)

CAREER STATS

	GS	UA	A	ToT	TFL-YDS	SCK-YDS	FF	FR-YDS	INT-YDS	QBH	BRUP
2015	13/12	24	31	55	7.5-27	2.0-14	0	0-0	0-0	3	1
2016	1/1	2	4	6	0.5-5	0.5-5	0	0-0	0-0	0	0
TOTAL	14/13	26	35	61	8.0-32	2.5-19	0	0-0	0-0	3	1

2016 GAME-BY-GAME STATS

	GS	UA	A	ToT	TFL-YDS	SCK-YDS	FF	FR-YDS	INT-YDS	QBH	BRUP
LA TECH	1/1	2	4	6	0.5-5	0.5-5	0	0-0	0-0	0	0
at TCU											
TSU											
vs. TAMU											
ASU											
ALA											
MISS											
at AU											
UF											
LSU											
at MSU											
at MIZZ											
TOTAL	1/1	2	4	6	0.5-5	0.5-5	0	0-0	0-0	0	0

QUICK HITS

- Made five tackles vs. LA Tech.
- Has 28 tackles, including 1.0 for loss, and one interception during his last five games.
- Ranked sixth on the team in tackles in 2015 with 52.
- Tallied 1.5 tackles for loss, forced one fumble and broke up three passes.
- Tied for the team lead in interceptions with two.
- Logged at least eight tackles in three games.

SINGLE-GAME CAREER HIGHS

Tackles9 (2x) last vs. Mississippi State (11/21/15)
Tackles For Loss1.0 vs. Missouri (11/27/15)
Interceptions.....1 (2x) last vs. Missouri (11/27/15)
Pass Breakups.....2 vs. Auburn (10/24/15)

CAREER STATS

	GS	UA	A	ToT	TFL-YDS	SCK-YDS	FF	FR-YDS	INT-YDS	QBH	BRUP
2014	12/2	4	8	12	0.0-0	0.0-0	0	0-0	0-0	0	1
2015	13/10	28	24	52	1.5-2	0.0-0	1	0-0	2-0	0	3
2016	1/1	3	2	5	0.0-0	0.0-0	0	0-0	0-0	0	0
TOTAL	26/13	35	34	69	1.5-2	0.0-0	1	0-0	2-0	0	4

2016 GAME-BY-GAME STATS

	GS	UA	A	ToT	TFL-YDS	SCK-YDS	FF	FR-YDS	INT-YDS	QBH	BRUP
LA TECH	1/1	3	2	5	0.0-0	0.0-0	0	0-0	0-0	0	0
at TCU											
TSU											
vs. TAMU											
ASU											
ALA											
MISS											
at AU											
UF											
LSU											
at MSU											
at MIZZ											
TOTAL	1/1	3	2	5	0.0-0	0.0-0	0	0-0	0-0	0	0



GAME NOTES



DAMON MITCHELL

Junior | Running Back
6-2 | 215
Egg Harbor City, N.J. | Cedar Creek HS

7



DREW MORGAN

Senior | Wide Receiver
6-0 | 193
Greenwood, Ark. | Greenwood HS

80

QUICK HITS

- Moved to running back during the offseason.
- Caught six passes for 84 yards and one touchdown in 2015
- Rushed four times for 29 yards last season.

SINGLE-GAME CAREER HIGHS

Attempts	3 vs. Nicholls State (9/6/14)
Rush Yards	36 vs. Nicholls State (9/6/14)
Rush TDs	None
Receptions	3 vs. UT Martin (10/31/15)
Receiving Yards	66 vs. UT Martin (10/31/15)
Receiving TDs	1 vs. UT Martin (10/31/15)

CAREER STATS

	GS	ATT	RUSHING					RECEIVING				LNG
			YDS	AVG	TD	LNG	REC	YDS	AVG	TD		
2014	4/0	6	58	9.7	0	15	0	0	0.0	0	0	
2015	13/1	4	29	7.3	0	15	6	84	14.0	1	49	
2016	-/-	-	-	-	-	-	-	-	-	-	-	
TOTAL	17/1	10	87	8.7	0	15	6	84	14.0	1	49	

2016 GAME-BY-GAME STATS

	GS	ATT	RUSHING					RECEIVING				LNG
			YDS	AVG	TD	LNG	REC	YDS	AVG	TD		
LA TECH	-	-	-	-	-	-	-	-	-	-	-	
at TCU	-	-	-	-	-	-	-	-	-	-	-	
TSU	-	-	-	-	-	-	-	-	-	-	-	
vs. TAMU	-	-	-	-	-	-	-	-	-	-	-	
ASU	-	-	-	-	-	-	-	-	-	-	-	
ALA	-	-	-	-	-	-	-	-	-	-	-	
MISS	-	-	-	-	-	-	-	-	-	-	-	
at AU	-	-	-	-	-	-	-	-	-	-	-	
UF	-	-	-	-	-	-	-	-	-	-	-	
LSU	-	-	-	-	-	-	-	-	-	-	-	
at MSU	-	-	-	-	-	-	-	-	-	-	-	
at MIZZ	-	-	-	-	-	-	-	-	-	-	-	
TOTAL	-	-	-	-	-	-	-	-	-	-	-	

QUICK HITS

- Named to the 2016 Biletnikoff Award and 2016-17 Senior Bowl Watch Lists.
- Has a reception in 15 straight games, dating back to 2014 season.
- 54 of his 78 career receptions have resulted in a first down, including 4 of 5 in the season opener.
- Is the only returning SEC receiver with double-digit TD receptions in 2015.
- Tied for second in the SEC and 17th nationally in TD receptions in 2015.
- His 10 scores equaled the third-most in program single-season history and led the SEC during the regular season.
- Led the SEC with eight receiving touchdowns in conference play, including four on the road.
- Reached the end zone in seven contests.
- Became the first Hog since 2011 to have three 100-yard receiving games in SEC play in a single season.
- First player in program history with back-to-back 100-yard receiving games in SEC play away from home.

SINGLE-GAME CAREER HIGHS

Receptions	9 at Ole Miss (11/7/15)
Receiving Yards	155 vs. Texas A&M (9/26/15)
Receiving TDs	3 at Ole Miss (11/7/15)

CAREER STATS

	GS	REC	RECEIVING				ATT	YDS	RUSHING			LNG
			YDS	AVG	TD	LNG			YDS	AVG	TD	
2013	10/0	0	0	0.0	0	0	0	0	0.0	0	0	
2014	13/0	10	181	18.1	1	44	0	0	0.0	0	0	
2015	13/10	63	843	13.4	10	52	4	20	5.0	0	9	
2016	1/1	5	47	9.4	0	18	0	0	0.0	0	0	
TOTAL	37/11	78	1,071	13.7	11	52	4	20	5.0	0	9	

2016 GAME-BY-GAME STATS

	GS	REC	RECEIVING				ATT	YDS	RUSHING			LNG
			YDS	AVG	TD	LNG			YDS	AVG	TD	
LA TECH	1/1	5	47	9.4	0	18	0	0	0.0	0	0	
at TCU	-	-	-	-	-	-	-	-	-	-	-	
TSU	-	-	-	-	-	-	-	-	-	-	-	
vs. TAMU	-	-	-	-	-	-	-	-	-	-	-	
ASU	-	-	-	-	-	-	-	-	-	-	-	
ALA	-	-	-	-	-	-	-	-	-	-	-	
MISS	-	-	-	-	-	-	-	-	-	-	-	
at AU	-	-	-	-	-	-	-	-	-	-	-	
UF	-	-	-	-	-	-	-	-	-	-	-	
LSU	-	-	-	-	-	-	-	-	-	-	-	
at MSU	-	-	-	-	-	-	-	-	-	-	-	
at MIZZ	-	-	-	-	-	-	-	-	-	-	-	
TOTAL	1/1	5	47	9.4	0	18	0	0	0.0	0	0	





SANTOS RAMIREZ

Sophomore | Defensive Back
6-2 | 205
Shreveport, La. | Evangel Christian Academy

9

QUICK HITS

- Tied for the team lead with a career-high seven tackles vs. LA Tech.
- Totaled 35 tackles and one interception in 2015.
- 26 of his 42 tackles have been solo stops.
- Has a tackle in 12 of 13 contests during his career.

SINGLE-GAME CAREER HIGHS


Tackles 7 (2x) last vs. Louisiana Tech (9/3/16)
Tackles For Loss None
Interceptions..... 1 at Alabama (10/10/15)
Pass Breakups..... 2 vs. Texas A&M (9/26/15)

CAREER STATS

	GS	UA	A	ToT	TFL-YDS	SCK-YDS	FF	FR-YDS	INT-YDS	QBH	BRUP
2015	12/3	22	13	35	0.0-0	0.0-0	0	0-0	1-18	0	3
2016	1/1	4	3	7	0.0-0	0.0-0	0	0-0	0-0	0	0
TOTAL	13/4	26	16	42	0.0-0	0.0-0	0	0-0	1-18	0	3

2016 GAME-BY-GAME STATS

	GS	UA	A	ToT	TFL-YDS	SCK-YDS	FF	FR-YDS	INT-YDS	QBH	BRUP
LA TECH	1/1	4	3	7	0.0-0	0.0-0	0	0-0	0-0	0	0
at TCU											
TSU											
vs. TAMU											
ASU											
ALA											
MISS											
at AU											
UF											
LSU											
at MSU											
at MIZZ											
TOTAL	1/1	4	3	7	0.0-0	0.0-0	0	0-0	0-0	0	0



DOMINIQUE REED

Senior | Wide Receiver
6-3 | 175
Camden, Ark. | Fairview HS/Coffeyville CC (Kan.)

3

QUICK HITS

- Named to the 2016-17 Senior Bowl Watch List.
- Scored a touchdown in six straight games in 2015, including all four SEC road games.
- Finished third on the team in receptions (28) and receiving yards (535).
- Found the end zone seven times, including six TDs through the air.
- Finished second in the SEC in yards per reception (19.11), good for 19th nationally.
- Tied for second in the SEC with four catches of 50+ yards.
- Ran for 20 or more yards after the catch on four of his six TD receptions.
- Turned 21 of his 28 receptions into first downs.
- Recorded a catch in each of the final 11 games of the season.

SINGLE-GAME CAREER HIGHS

Receptions 7 at Ole Miss (11/7/15)
Receiving Yards 105 at Ole Miss (11/7/15)
Receiving TDs 2 at Ole Miss (11/7/15)
Rushing TDs 1 vs. Auburn (10/24/15)

CAREER STATS

	RECEIVING					RUSHING					KICK RETURN				
	GS	REC	YDS	AVG	TD	LNG	ATT	YDS	AVG	TD	LNG	RET	YDS	TD	LNG
2015	12/6	28	535	19.1	6	71	4	24	6.0	1	11	10	222	0	40
2016	1/0	1	6	6.0	0	6	0	0	0.0	0	0	2	42	0	25
TOTAL	13/6	29	541	18.7	6	71	4	24	6.0	1	11	12	264	0	40

2016 GAME-BY-GAME STATS

	RECEIVING					RUSHING					KICK RETURN				
	GS	REC	YDS	AVG	TD	LNG	ATT	YDS	AVG	TD	LNG	RET	YDS	TD	LNG
LA TECH	1/0	1	6	6.0	0	6	0	0	0.0	0	0	2	42	0	25
at TCU															
TSU															
vs. TAMU															
ASU															
ALA															
MISS															
at AU															
UF															
LSU															
at MSU															
at MIZZ															
TOTAL	1/0	1	6	6.0	0	6	0	0	0.0	0	0	2	42	0	25

**KEVIN RICHARDSON II**

Junior | Defensive Back
6-0 | 178
Jacksonville, Ark. | Jacksonville HS

30**QUICK HITS**

- Tied for the team lead with seven tackles vs. LA Tech.
- Has led the team in tackles three times during his career.
- Finished seventh on the team in tackles last season with 44.
- Made one interception and broke up three passes.
- Totaled 33 tackles, including two double-digit performances, during the last five games of the 2015 season

SINGLE-GAME CAREER HIGHS

Tackles10 (2x) last vs. Mississippi State (11/21/15)
Tackles For LossNone
Interceptions 1 vs. Mississippi State (11/21/15)
Pass Breakups 3 vs. Mississippi State (11/21/15)

CAREER STATS

	GS	UA	A	ToT	TFL-YDS	SCK-YDS	FF	FR-YDS	INT-YDS	QBH	BRUP
2014	13/0	5	3	8	0.0-0	0.0-0	0	0-0	0-0	1	0
2015	13/5	22	22	44	0.0-0	0.0-0	0	0-0	1-0	0	3
2016	1/1	2	5	7	0.0-0	0.0-0	0	0-0	0-0	0	0
TOTAL	27/6	29	30	59	0.0-0	0.0-0	0	0-0	1-0	1	3

2016 GAME-BY-GAME STATS

	GS	UA	A	ToT	TFL-YDS	SCK-YDS	FF	FR-YDS	INT-YDS	QBH	BRUP
LA TECH	1/1	2	5	7	0.0-0	0.0-0	0	0-0	0-0	0	0
at TCU											
TSU											
vs. TAMU											
ASU											
ALA											
MISS											
at AU											
UF											
LSU											
at MSU											
at MIZZ											
TOTAL	1/1	2	5	7	0.0-0	0.0-0	0	0-0	0-0	0	0

**JEREMY SPRINKLE**

Senior | Tight End
6-6 | 256
White Hall, Ark. | White Hall HS

83**QUICK HITS**

- Named to the 2016 John Mackey Award and 2016-17 Senior Bowl Watch Lists.
- Caught the eventual game-winning TD vs. LA Tech.
- Has five TDs in his last four games dating back to 2015.
- One of two tight ends in the SEC with a touchdown grab in the first week.
- 23 of his last 31 receptions, dating back to last season, have resulted in either a first down or a TD.
- 17 of those receptions have gone for at least 10 yards, including seven for 20 yards or more.
- Led all SEC tight ends with six receiving TDs in 2015, good for a tie for ninth in the FBS.
- Finished with 27 receptions for 389 yards last season.
- Equaled the program single-game record and tied for the most touchdowns by an FBS tight end in 2015 with three against Mississippi State (11/21/15).
- All six touchdowns came over the final seven games of the season.
- Ranked 12th among FBS tight ends with at least 20 catches with 14.4 yards per reception average.

SINGLE-GAME CAREER HIGHS

Receptions6 vs. Mississippi State (11/21/15)
Receiving Yards81 vs. Kansas State (1/2/16)
Receiving TDs 3 vs. Mississippi State (11/21/15)

CAREER STATS

	RECEIVING							RUSHING				
	GS	REC	YDS	AVG	TD	LNG	ATT	YDS	AVG	TD	LNG	
2013	12/2	4	68	17.0	0	44	1	1	1.0	0	1	
2014	13/0	7	84	12.0	1	17	0	0	0.0	0	0	
2015	13/7	27	389	14.4	6	42	1	4	4.0	0	4	
2016	1/1	3	19	6.3	1	12	0	0	0.0	0	0	
TOTAL	39/10	41	560	13.7	8	44	2	5	2.5	0	4	

2016 GAME-BY-GAME STATS

	RECEIVING							RUSHING				
	GS	REC	YDS	AVG	TD	LNG	ATT	YDS	AVG	TD	LNG	
LA TECH	1/1	3	19	6.3	1	12	0	0	0.0	0	0	
at TCU												
TSU												
vs. TAMU												
ASU												
ALA												
MISS												
at AU												
UF												
LSU												
at MSU												
at MIZZ												
TOTAL	1/1	3	19	6.3	1	12	0	0	0.0	0	0	



HENRE' TOLIVER

Junior | Defensive Back
6-1 | 185
Marrero, La. | Archbishop Rummel HS

5



KODY WALKER

Senior | Running Back
6-2 | 240
Jefferson City, Mo. | Jefferson City HS

24

QUICK HITS

- Has started each of the last five contests.
- Has four or more tackles in 9 of his last 14 contests.
- 56 of 77 career tackles have been solo stops.
- Finished fourth on the team and second among defensive backs in tackles last season with 55.
- Ranked second on the team in pass breakups with eight last season.

SINGLE-GAME CAREER HIGHS

Tackles 8 (2x) last vs. Mississippi State (11/21/15)
Tackles For Loss 2.0 vs. UTEP (9/5/15)
Interceptions 1 (3x) last vs. UTEP (9/5/15)
Pass Breakups 2 (2x) last at LSU (11/14/15)

CAREER STATS

	GS	UA	A	ToT	TFL-YDS	SCK-YDS	FF	FR-YDS	INT-YDS	QBH	BRUP
2014	11/4	11	7	18	1.0-4	1.0-4	0	0-0	2-46	0	1
2015	13/10	43	12	55	4.0-14	0.0-0	0	0-0	1-12	0	8
2016	1/1	2	2	4	1.0-1	0.0-0	0	0-0	0-0	0	0
TOTAL	25/15	56	21	77	6.0-19	1.0-4	0	0-0	3-58	0	9

2016 GAME-BY-GAME STATS

	GS	UA	A	ToT	TFL-YDS	SCK-YDS	FF	FR-YDS	INT-YDS	QBH	BRUP
LA TECH	1/1	2	2	4	1.0-1	0.0-0	0	0-0	0-0	0	0
at TCU											
TSU											
vs. TAMU											
ASU											
ALA											
MISS											
at AU											
UF											
LSU											
at MSU											
at MIZZ											
TOTAL	1/1	2	2	4	1.0-1	0.0-0	0	0-0	0-0	0	0

QUICK HITS

- Named to the 2016 Doak Walker Award and 2016-17 Senior Bowl Watch Lists.
- Had six carries for 24 yards in the season opener, highlighted by a critical 4th and 1 first down run in the fourth quarter.
- Earned a sixth year of eligibility from the NCAA and SEC prior to the start of 2015 after his first two seasons were cut short due to injury.
- His 90 carries, 394 yards and six touchdowns in 2015 were each career season highs and ranked second on the team
- Played in each of the first two games before suffering an injury that sidelined him for the next four contests.
- Rushed for 366 yards and five touchdowns through the final seven games of the season.

SINGLE-GAME CAREER HIGHS

Attempts 17 at LSU (11/14/15)
Rushing Yards 88 at LSU (11/14/15)
Rushing TDs 2 (3x) last vs. Auburn (10/24/15)
Receptions 3 vs. Alabama (10/11/14)
Receiving Yards 15 vs. Alabama (10/11/14)

CAREER STATS

	GS	RUSHING					RECEIVING				
		ATT	YDS	AVG	TD	LNG	REC	YDS	AVG	TD	LNG
2011	3/0	20	68	3.4	5	9	0	0	0.0	0	0
2012	2/1	1	1	1.0	1	1	1	5	5.0	0	5
2013	8/0	6	32	5.3	0	14	0	0	0.0	0	0
2014	13/1	31	149	4.8	1	11	3	15	5.0	0	6
2015	9/1	90	394	4.4	6	28	1	4	4.0	0	4
2016	1/0	6	24	4.0	0	7	0	0	0.0	0	0
TOTAL	36/3	154	668	4.3	13	28	5	24	4.8	0	6

2016 GAME-BY-GAME STATS

	GS	RUSHING					RECEIVING				
		ATT	YDS	AVG	TD	LNG	REC	YDS	AVG	TD	LNG
LA TECH	1/0	6	24	4.0	0	7	0	0	0.0	0	0
at TCU											
TSU											
vs. TAMU											
ASU											
ALA											
MISS											
at AU											
UF											
LSU											
at MSU											
at MIZZ											
TOTAL	1/0	6	24	4.0	0	7	0	0	0.0	0	0



GAME NOTES



RAWLEIGH WILLIAMS III

Sophomore | Running Back
5-10 | 226
Dallas, Texas | Bishop Lynch HS

22

QUICK HITS

- Named to the 2016 Doak Walker Award Watch List.
- Returned to action with a career-high 24 carries for 96 yards and a TD against LA Tech.
- Scored Arkansas' first touchdown of the 2016 season in his first game back from a neck injury.
- 56 rushes and 254 yards in 2015 ranked first and second respectively among SEC freshmen RBs.
- One of three SEC freshmen RBs to rush for 100 yards in a game in 2015 and one of two to do it against an SEC opponent.
- Scored his first career TD on a 3-yard run during the fourth quarter vs. Texas A&M (9/26/15).
- Left in the third quarter of the Auburn game (10/24/15) with a neck injury and missed the rest of the season.

SINGLE-GAME CAREER HIGHS


Attempts.....24 vs. Louisiana Tech (9/3/16)
 Rushing Yards.....100 at Tennessee (10/3/15)
 Rushing TDs.....1 (2x), vs. Louisiana Tech (9/3/16)
 Receptions.....3 vs. Louisiana Tech (9/3/16)
 Receiving Yards.....20 vs. Texas Tech (9/19/15)

CAREER STATS

	RUSHING						RECEIVING				
	GS	ATT	YDS	AVG	TD	LNG	REC	YDS	AVG	TD	LNG
2015	7/0	56	254	4.5	1	44	5	26	5.2	0	10
2016	1/1	24	96	4.0	1	14	3	15	5.0	0	16
TOTAL	8/1	80	350	4.4	2	58	8	41	5.1	0	16

2016 GAME-BY-GAME STATS

	RUSHING						RECEIVING				
	GS	ATT	YDS	AVG	TD	LNG	REC	YDS	AVG	TD	LNG
LA TECH	1/1	24	96	4.0	1	14	3	15	5.0	0	16
at TCU											
TSU											
vs. TAMU											
ASU											
ALA											
MISS											
at AU											
UF											
LSU											
at MSU											
at MIZZ											
TOTAL	1/1	24	96	4.0	1	14	3	15	5.0	0	16



JAMICHAEL WINSTON

Senior | Defensive Lineman
6-4 | 260
Pritchard, Ala. | Vigor HS

6

QUICK HITS

- Made a tackle in 11 of 13 games in 2015.
- Recorded a quarterback hurry in three straight games last season.

SINGLE-GAME CAREER HIGHS

Tackles.....5 vs. Nicholls State (9/6/14)
 Tackles For Loss.....1.0 (3x) last at Tennessee (10/3/15)
 Sacks.....None
 Forced Fumbles.....1 vs. Southern Miss (9/14/13)
 QB Hurries.....1 (5x) last vs. UT Martin (10/31/15)

CAREER STATS

	GS	UA	A	ToT	TFL-YDS	SCK-YDS	FF	FR-YDS	INT-YDS	QBH	BRUP
2012	2/0	0	0	0	0.0-0	0.0-0	0	0-0	0-0	0	0
2013	12/0	3	1	4	0.0-0	0.0-0	1	0-0	1-0	1	0
2014	13/12	15	11	26	2.0-6	0.0-0	0	0-0	0-0	1	1
2015	13/6	9	12	21	1.0-1	0.0-0	0	0-0	0-0	3	0
2016	1/0	0	0	0	0.0-0	0.0-0	0	0-0	0-0	0	0
TOTAL	41/18	27	24	51	3.0-7	0.0-0	1	0-0	1-0	5	1

2016 GAME-BY-GAME STATS

	GS	UA	A	ToT	TFL-YDS	SCK-YDS	FF	FR-YDS	INT-YDS	QBH	BRUP
LA TECH	1/0	0	0	0	0.0-0	0.0-0	0	0-0	0-0	0	0
at TCU											
TSU											
vs. TAMU											
ASU											
ALA											
MISS											
at AU											
UF											
LSU											
at MSU											
at MIZZ											
TOTAL	1/0	0	0	0	0.0-0	0.0-0	0	0-0	0-0	0	0





DEATRICH WISE JR.

Senior | Defensive Lineman
6-5 | 271
Carrollton, Texas | Hebron HS

48

QUICK HITS

- SEC Defensive Lineman of the Week (Sept. 6)
- Named to the 2016 Bednarik Award, Nagurski Trophy, and 2016-17 Senior Bowl Watch Lists.
- Has a sack in each of the last five regular-season contests, totaling 7.5 over that stretch.
- Had a career-high seven tackles and a half-sack vs. LA Tech.
- Seven stops in the season opener tied for second among SEC defensive linemen in the first week of the season.
- Led the SEC in sacks during conference play (8.0) last season.
- Had 4.5 sacks against ranked opponents, good for second in the SEC and tied for sixth nationally.
- Led the SEC and tied for 10th nationally in sacks per game against ranked opponents (1.13)
- Paced the SEC and ranked second nationally in sacks during the month of November (7.0).

SINGLE-GAME CAREER HIGHS

Tackles7 vs. Mississippi State (11/21/15)
Tackles For Loss2.5 at LSU (11/14/15)
Sacks.....2.5 at LSU (11/14/15)
Forced Fumbles.....1 (3x) last vs. Missouri (11/27/15)
QB Hurries.....2 (2x) last vs. Missouri (11/27/15)

CAREER STATS

	GS	UA	A	ToT	TFL-YDS	SCK-YDS	FF	FR-YDS	INT-YDS	QBH	BRUP
2012	2/0	2	0	2	1.0-21	1.0-21	0	0-0	0-0	0	0
2013	12/1	6	11	17	3.0-17	2.0-16	0	1-0	0-0	2	0
2014	10/1	5	8	13	3.0-23	2.0-19	0	0-0	0-0	3	0
2015	13/0	17	14	31	10.5-52	8.0-43	3	0-0	0-0	5	3
2016	1/1	1	6	7	0.5-5	0.5-5	0	0-0	0-0	3	1
TOTAL	38/3	31	39	70	18.0-118	13.5-104	3	1-0	0-0	13	4

2016 GAME-BY-GAME STATS

	GS	UA	A	ToT	TFL-YDS	SCK-YDS	FF	FR-YDS	INT-YDS	QBH	BRUP
LA TECH	1/1	1	6	7	0.5-5	0.5-5	0	0-0	0-0	3	1
at TCU											
TSU											
vs. TAMU											
ASU											
ALA											
MISS											
at AU											
UF											
LSU											
at MSU											
at MIZZ											
TOTAL	1/1	1	6	7	0.5-5	0.5-5	0	0-0	0-0	3	1



▶ THE LAST TIME ARKANSAS ...

TEAM

70+ points	(73) vs. Nicholls (7) 2014
60+ points:	(63) vs. UT Martin (28) 2015
50+ points	(50) vs. Mississippi State (5) 2015
40+ points	(45) vs. Kansas State (23) 2015
40+ points in a half	(56, 1st) vs. Nicholls 2014
30+ points in a half	(35, 1st) vs. UT Martin 2015
35+ points in a quarter	(35, 1st) vs. Nicholls 2014
28+ points in a quarter	(28, 2nd) vs. UT Martin 2015
Defeated a ranked opponent	#9 at LSU 2015
Defeated a ranked opponent on the road	#9 at LSU 2015
Defeated ranked opponents in consecutive games	at #19 Ole Miss; at #9 LSU 2015
Shut out an opponent	(30) vs. Ole Miss 2014
Had consecutive shutouts	(17) vs. LSU; (30) vs. Ole Miss 2014
Had consecutive SEC shutouts	(17) vs. LSU; (30) vs. Ole Miss 2014
Did not allow a touchdown	(3) vs. Missouri 2015
Was shut out	vs. Alabama (52) 2013
600+ yards total offense	(605) at Ole Miss 2015
500+ yards total offense	(569) vs. Kansas State 2015
400+ yards total offense	(569) vs. Kansas State 2015
80+ total plays	(84) at Ole Miss 2015
30+ first downs	(30) vs. Kansas State 2015
400+ yards rushing	(438) at Texas Tech 2014
300+ yards rushing	(438) at Texas Tech 2014
50+ rushing attempts	(52) vs. Missouri 2015
5+ rushing touchdowns	(5) vs. Kansas State 2015
4+ rushing touchdowns	(5) vs. Kansas State 2015
3+ rushing touchdowns	(5) vs. Kansas State 2015
500+ yards passing	(510) vs. Texas A&M 2011
400-499 yards passing	(406) vs. Mississippi State 2015
300-399 yards passing	(315) vs. Kansas State 2015
250-299 yards passing	(271) at LSU 2015
50+ pass attempts	(53) vs. Toledo 2015
30+ pass completions	(30) vs. Mississippi State 2015
6+ touchdown passes	(7) vs. Mississippi State 2015
5+ touchdown passes	(7) vs. Mississippi State 2015
4+ touchdown passes	(7) vs. Mississippi State 2015
3+ touchdown passes	(7) vs. Mississippi State 2015
5+ fumbles	(5) at Texas A&M 2012
No turnovers	vs. Mississippi State 2015
7+ turnovers	(7) vs. ULM 1997
100-yard rusher and 100-yard receiver	at Ole Miss 2015 (RUSH: A. Collins - 108; REC: D. Morgan - 122; D. Reed - 105)
200-yard rusher and 100-yard receiver	at South Carolina 2006 (RUSH: Darren McFadden - 219; REC: Marcus Monk - 192)
Two 100-yard rushers	at Tennessee 2015 (Alex Collins - 154; R. Williams III - 100)
Three 100-yard rushers	vs. North Texas 2007 (Darren McFadden - 138; Felix Jones - 132; Brandon Barnett - 105)
Two 100-yard receivers	at Ole Miss 2015 (D. Morgan - 122; D. Reed - 105)
Four different receivers caught touchdown passes	vs. Mississippi State 2015 (Jeremy Sprinkle, 3; Hunter Henry, 2; Drew Morgan, 1; Jared Cornelius, 1)
Scored on the first offensive play of the game	vs. Nicholls 2014 (Keon Hatcher 82 yard rush)
Returned a kickoff for TD	vs. Northern Illinois 2014 (Korliss Marshall - 97 yards)
Returned a game-opening kickoff for TD	vs. Northern Illinois 2014 (Korliss Marshall - 97 yards)
Returned a season-opening kickoff for TD	vs. Missouri State 2009 (Dennis Johnson - 91 yards)
Returned a punt for TD	vs. Kansas State 2011 (Joe Adams - 51 yards)
Returned two punts for TDs	vs. Missouri State 2011 (Joe Adams - 61 yards, 69 yards)
Returned an interception for a TD	vs. Ole Miss 2014 (Rohan Gaines - 100 yards)
Returned a fumble for a TD	vs. Texas 2014 (Taiwan Johnson - 0 yards)
Returned a blocked punt for a TD	vs. Eastern Michigan 2009 (Seth Armbrust - 1 yard)
Returned a blocked field goal for a TD	at Mississippi State 2004 (Pierre Brown - 76 yds)
Blocked a punt	at Alabama 2015 (Jeremy Sprinkle)
Blocked a field goal	vs. Toledo 2015 (Dan Skipper)
Blocked a PAT	vs. Tulsa 2012 (DeQuinta Jones)
Missed a PAT	vs. Georgia 2014 (John Henson)
Had a punt blocked	vs. Toledo 2015 (Zach Quinn)
Did not punt	vs. South Carolina 2011
Had a field goal blocked	vs. Kansas State 2015 (Marquel Bryant)
Had a PAT blocked	vs. Georgia 2014
Held an opponent to less than 10 first downs	(8) vs. Missouri 2015
Intercepted 4+ passes	(4) vs. Mississippi State 2007
Intercepted 3+ passes	(3) vs. Ole Miss 2014
Intercepted 2+ passes	(2) vs. UT Martin 2015
Recovered 3+ fumbles	(3) vs. Ole Miss 2014
Recovered 2+ fumbles	(2) vs. Mississippi State 2015
Forced 6+ turnovers	(6) vs. Ole Miss 2014
Forced 5+ turnovers	(6) vs. Ole Miss 2014
Forced 4+ turnovers	(6) vs. Ole Miss 2014
Held an opponent to less than 300 yards	(291) vs. Louisiana Tech 2016
Held an opponent to less than 200 yards	(171) vs. Missouri 2015
Scored a safety	vs. Toledo 2015 (TEAM)
Scored on a fake punt	vs. Texas A&M 2014 (Sam Irwin-Hill - 51-yd. rush)
Scored on a fake field goal	vs. UAB 2014 (Tretola 6 yd. pass to D'Appollonio)
Scored a 2-point conversion	vs. Mississippi State 2015 (B. Allen 3-yd rec. from J. Cornelius)
Committed 1 penalty or less	vs. Missouri 2015

PLAYER

Had 400+ yards total offense in a game	(411) Brandon Allen vs. Mississippi State 2015 (5 rushing, 406 passing)
Had 300+ yards total offense in a game	(306) Brandon Allen vs. Kansas State 2015 (-9 rushing, 315 passing)
Was responsible for 5+ TDs in a game	(7) Brandon Allen vs. Mississippi State 2015 (7 pass)
Was responsible for 4+ TDs in a game	(7) Brandon Allen vs. Mississippi State 2015 (7 pass)
Was responsible for 3+ TDs in a game	(3) Alex Collins vs. Kansas State 2015 (3 rush)
Rushed 40+ times in a game	(40) DeCori Birmingham at Kentucky 2003
Rushed 30+ times in a game	(30) Alex Collins vs. Missouri 2015
Rushed for 200+ yards in a game	(212) Alex Collins at Texas Tech 2014
Rushed for 150+ yards in a game	(185) Alex Collins vs. Kansas State 2015
Rushed for 100+ yards in a game	(185) Alex Collins vs. Kansas State 2015
Rushed for 150+ yards in consecutive games	Alex Collins (170) vs. Texas Tech, (151) vs. Texas A&M, (154) at Tennessee 2015
Rushed for 100+ yards in consecutive games	Alex Collins (130) vs. Missouri, (185) vs. Kansas State
Rushed for 5+ TDs in a game	(5) Alex Collins vs. UT Martin 2015
Rushed for 4+ TDs in a game	(5) Alex Collins vs. UT Martin 2015
Rushed for 3+ TDs in a game	(3) Alex Collins vs. Kansas State 2015
Passed for 500+ yards in a game	(510) Tyler Wilson vs. Texas A&M 2011
Passed for 400+ yards in a game	(406) Brandon Allen vs. Mississippi State 2015
Passed for 300+ yards in a game	(315) Brandon Allen vs. Kansas State 2015
Attempted 50+ passes in a game	(53) Brandon Allen vs. Toledo 2015
Attempted 40+ passes in a game	(43) Brandon Allen vs. Mississippi State 2015
Attempted 30+ passes in a game	(43) Brandon Allen vs. Mississippi State 2015
Threw 6+ TD passes in a game	(7) Brandon Allen vs. Mississippi State 2015
Threw 5+ TD passes in a game	(7) Brandon Allen vs. Mississippi State 2015
Threw 4+ TD passes in a game	(7) Brandon Allen vs. Mississippi State 2015
Threw 3+ TD passes in a game	(7) Brandon Allen vs. Mississippi State 2015
Had 300+ yards receiving in a game	(303) Cobi Hamilton vs. Rutgers 2012
Had 200+ yards receiving in a game	(303) Cobi Hamilton vs. Rutgers 2012
Had 150+ yards receiving in a game	(155) Drew Morgan vs. Texas A&M 2015
Had 100+ yards receiving in a game	(129) Hunter Henry vs. Mississippi State 2015
100+ receiving yards in consecutive games	Drew Morgan (155) vs. Texas A&M, (110) at Tennessee 2015
Caught 10+ passes in a game	(10) Cobi Hamilton vs. LSU 2012
Caught 10+ passes in consecutive games	Cobi Hamilton (12) vs. Ole Miss, (11) vs. Tulsa 2012
Caught 3+ TD passes in a game	(3) Jeremy Sprinkle vs. Mississippi State 2015
Caught 2+ TD passes in a game	(3) Jeremy Sprinkle, (2) Hunter Henry vs. Mississippi State 2015
Scored 15+ points kicking	(15) Todd Wright (4-4 FG, 3-4 PAT) vs. UTEP 1989
Kicked 5+ field goals in a game	(5) Kendall Trainor vs. Texas A&M 1988
Kicked 4+ field goals in a game	(4) Alex Tejada vs. Troy 2007
Made a 60-yard+ FG	(67) Steve Little vs. Texas 1977
Made a 50-yard+ FG	(54) Zach Hocker vs. Mississippi State 2013
Had an 80-yard+ punt	(83) Pete Raether vs. Louisiana-Lafayette 1991
Had a 70-yard+ punt	(79) Sam Irwin-Hill vs. South Carolina 2013
Intercepted 3+ passes in a game	(3) Michael Grant vs. ULM 2006
Intercepted 2+ passes in a game	(2) Tramain Thomas vs. Auburn 2011
Returned 2+ punts for TDs	(2) Joe Adams vs. Missouri State 2011 (61 yards, 69 yards)
Had a 90+ yard rush	(90) Jonathan Williams vs. Nicholls 2014
Had an 80+ yard rush	(80) Alex Collins at LSU 2015
Had a 70+ yard rush	(80) Alex Collins at LSU 2015
Had a 60+ yard rush	(80) Alex Collins and (69) Jared Cornelius at LSU 2015
Had a 90+ yard pass	(92) Matt Jones to Richard Smith at Tennessee 2002
Had an 80+ yard pass	(80) Tyler Wilson to Cobi Hamilton vs. Rutgers 2012
Had a 70+ yard pass	(71) Brandon Allen to Dominique Reed vs. UT Martin 2015
Had two 80+ yard passes	(85) Ryan Mallett to Cobi Hamilton, (80) Ryan Mallett to Cobi Hamilton vs. LSU 2010
Had two 70+ yard passes	(77) Tyler Wilson to Jonathan Williams, (74) Tyler Wilson to Jonathan Williams vs. Kentucky 2012



► THE LAST TIME AN OPPONENT ...

TEAM

Failed to score a TD	Missouri 2015
Had 30+ first downs	(32) Mississippi State 2015
300+ yards rushing	(302) Auburn 2014
50+ rushing attempts	(52) Auburn 2015
400+ yards passing	(508) Mississippi State 2015
300+ yards passing	(508) Mississippi State 2015
250+ yards passing	(508) Mississippi State 2015
50+ pass attempts	(51) Mississippi State 2015
30+ pass completions	(38) Mississippi State 2015
4+ touchdown passes	(5) Mississippi State 2015
3+ touchdown passes	(5) Mississippi State 2015
500+ yards total offense	(631) Mississippi State 2015
80+ total plays	(86) Mississippi State 2015
70+ points	(70) Southern California 2005
60+ points	(65) Auburn 2010
50+ points	(51) Mississippi State 2015
40+ points	(51) Mississippi State 2015
No turnovers	Ole Miss 2015
5+ Fumbles	(5) Kentucky (lost 2) 2008
100-yard+ rusher and 100-yard+ receiver	Ole Miss 2015 (RUSH: Chad Kelly, 110 yards; REC: Laquon Treadwell, 132 yards)
Returned a kickoff for TD	Tennessee 2015 (Evan Berry - 96 yards)
Returned a punt for TD	Rutgers 2013 (Janarion Grant - 58 yards)
Returned an interception for a TD	Auburn 2014 (Jermaine Whitehead - 33 yards)
Returned 2+ interceptions for TDs	(2) Alabama 2008 (Javier Arenas - 63 yards, Justin Woodall - 74 yards)
Returned a fumble for a TD	Georgia 2014 (Dominick Sanders - 54 yards)
Returned a blocked punt for a TD	Kentucky 2003 (Andrew Hopewell, six yards)
Blocked a punt	Toledo 2015 (Zach Quinn)
Blocked a field goal	Kansas State 2015 (Marquel Bryant)
Had a field goal blocked	Toledo 2015
Had a punt blocked	Alabama 2015
Missed a PAT	Mississippi State 2015
Missed two PATs	Tulsa 2012
Had PAT blocked	Tulsa 2012
Intercepted 3+ passes	(3) Alabama 2010
Scored a safety	Auburn 2008
Scored a 2-point conversion	Auburn 2015

PLAYER

Rushed 35+ times in a game	(37) Peyton Barber (Auburn) 2015
Rushed 30+ times in a game	(37) Peyton Barber (Auburn) 2015
Rushed for 200+ yards in a game	(202) Nick Chubb (Georgia) 2014
Rushed for 150+ yards in a game	(202) Nick Chubb (Georgia) 2014
Rushed for 3+ touchdowns in a game	(3) Chad Kelly (Ole Miss) 2015
Passed for 500+ yards in a game	(508) Dak Prescott (Mississippi State) 2015
Passed for 400+ yards in a game	(508) Dak Prescott (Mississippi State) 2015
Passed for 300+ yards in a game	(508) Dak Prescott (Mississippi State) 2015
Attempted 60+ passes in a game	(67) Koltun Browning (ULM) 2012
Attempted 50+ passes in a game	(50) Dak Prescott (Mississippi State) 2015
Attempted 40+ passes in a game	(50) Dak Prescott (Mississippi State) 2015
Threw 5+ TDs in a game	(5) Dak Prescott (Mississippi State) 2015
Threw 4+ TDs in a game	(5) Dak Prescott (Mississippi State) 2015
Threw 3+ TDs in a game	(5) Dak Prescott (Mississippi State) 2015
Had 400+ yards total offense in a game	(554) Dak Prescott (Mississippi State) 2015 (PASS: 508; RUSH: 46)
Had 300+ yards total offense in a game	(554) Dak Prescott (Mississippi State) 2015 (PASS: 508; RUSH: 46)
Had 200+ yards receiving in a game	(208) Jamaye Smith (Mississippi State) 2007
Had 150+ yards receiving in a game	(154) Fred Ross (Mississippi State) 2015
Had 100+ yards receiving in a game	(154) Fred Ross, (101) Brandon Holloway (Mississippi State) 2015
Caught 15+ passes in a game	(17) Willie Goshua (Auburn) 1995
Caught 10+ passes in a game	(10) Fred Ross, (10) De'Runnya Wilson (Mississippi State) 2012
Caught 3+ TD passes in a game	(3) Jamie Armstrong (Ole Miss) 2001
Caught 2+ TD passes in a game	(2) Fred Ross (Mississippi State) 2015
Made 4+ field goals in a game	(4) Josh Jasper (LSU) 2009
Made a 50+ yard field goal	(52) Andrew Baggett (Missouri) 2014
Had an 80+ yard punt	(82) Derek Helton (LSU) 2010
Had a 70+ yard punt	(72) Jordan Chiles (Missouri State) 2011
Intercepted 2+ passes in a game	(2) Steven Terrell (Texas A&M) 2012
Had a 90+ yard run	(97) John Avery (Ole Miss) 1997
Had an 80+ yard run	(80) Derrick Henry (Alabama) 2013
Had a 70+ yard run	(80) Derrick Henry (Alabama) 2013
Had a 90+ yard pass	(99) Gino Toretta to Horace Copeland (Miami [Fla.]) 1991
Had an 80+ yard pass	(81) Jake Coker to Calvin Ridley (Alabama) 2015
Had a 70+ yard pass	(81) Jake Coker to Calvin Ridley (Alabama) 2015



GAME NOTES

GAME	FINAL SCORE	SCORE BY QUARTER				FIRST DOWNS				RUSHING			PASSING			TOTAL OFFENSE		PUNTING	FUMBLES	PENALTY	THIRD	TOTAL
		1	2	3	4(OT)	RU	PA	PN	TOT	ATT	YDS	TD	C-A-I	YDS	TD	ATT	YDS	NO-AVG	NO-LOST	NO-YDS	DOWN	TOP
LA Tech	20	7	7	6	0	5	10	1	16	23	79	2	19-31-1	212	0	54	291	3-38.3	1-0	3-20	5-11	23:19
Arkansas	21	7	7	0	7	8	12	1	21	40	106	1	20-29-2	191	2	69	297	4-47.5	1-0	4-35	3-12	36:41

► GAME-BY-GAME OFFENSIVE STARTERS

OPPONENT	LT	LG	C	RG	RT	TE	TE/WR/FB	QB	RB	WR	WR
LA Tech	Skipper	Froholdt	Ragnow	Raulerson	C. Jackson	Sprinkle	J. Cornelius (WR)	A. Allen	R. Williams	Hollister	Morgan

► GAME-BY-GAME DEFENSIVE STARTERS

OPPONENT	DE	DT	DT	DE	SLB/CB	MLB	WLB	CB	FS	SS	CB
LA Tech	Roesler	T. Johnson	J. Ledbetter	Wise	K. Richardson (CB)	Ellis	Greenlaw	Collins	Liddell	S. Ramirez	Toliver

► SEASON/CAREER STARTS

OFFENSE	2016	2015	2014	2013	2012	TOT	CONS
Austin Allen, QB, Jr.	1	-	-	-	-	1	1
Anthony Antwine, WR, Jr.	-	1	-	-	-	1	0
Jared Cornelius, WR, Jr.	1	6	-	-	-	7	5
Hjalte Froholdt, OL, So.	1	-	-	-	-	1	1
Keon Hatcher, WR, Sr.	-	2	11	6	-	19	0
Cody Hollister, WR, Sr.	1	1	7	-	-	9	1
Colton Jackson, OL, R-Fr.	1	-	-	-	-	1	1
Kendrick Jackson, FB, So.	-	1	-	-	-	1	0
Damon Mitchell, WR, Jr.	-	1	-	-	-	1	0
Drew Morgan, WR, Sr.	1	10	-	-	-	11	5
Frank Ragnow, OL, Jr.	1	13	-	-	-	14	14
Jake Raulerson, OL, Jr.	1	-	-	-	-	1	1
Dominique Reed, WR, Sr.	-	6	-	-	-	6	0
Luke Rossi, WR, So.	-	1	-	-	-	1	0
Dan Skipper, OL, Sr.	1	13	13	8	-	35	35
Jeremy Sprinkle, TE, Sr.	1	7	-	2	-	10	1
Kody Walker, RB, Sr.	-	1	1	-	1	3	0
Rawleigh Williams, RB, So.	1	-	-	-	-	1	1

DEFENSE	2016	2015	2014	2013	TOT	CONS
Tevin Beanum, DL, Jr.	-	8	-	-	8	0
Jared Collins, DB, Sr.	1	13	12	2	28	24
DJ Dean, DB, Sr.	-	8	7	1	16	0
Brooks Ellis, LB, Sr.	1	13	11	4	29	19
Dwayne Eugene, LB, Jr.	-	1	-	-	1	0
Dre Greenlaw, LB, So.	1	11	-	-	12	12
Khalia Hackett, LB, Jr.	-	1	-	-	1	0
Taiwan Johnson, DL, Sr.	1	13	13	-	27	27
Jeremiah Ledbetter, DL, Sr.	1	12	-	-	13	13
Brandon Lewis, DL, Sr.	-	-	-	1	1	0
Josh Liddell, DB, Jr.	1	10	2	-	13	8
Ryan Pulley, DB, So.	-	1	-	-	1	0
Santos Ramirez, DB, So.	1	3	-	-	4	1
Kevin Richardson, DB, Jr.	1	5	-	-	6	6
Karl Roesler, DL, Jr.	1	-	-	-	1	1
Henre' Toliver, DB, Jr.	1	10	4	-	15	5
Josh Williams, LB, Sr.	-	2	2	-	4	0
Deatrich Wise Jr., DL, Sr.	1	-	1	1	3	1
JaMichael Winston, DL, Sr.	-	6	12	-	18	0





▶ ARKANSAS SCORING DRIVES

Opponent	No. of Plays	Total Yards	Drive Time	Type of Score	Score Qtr/Time	Drive Start	Scoring Play
LA Tech	11	75	6:19	TD	1st/2:52	AR 25	R. Williams 6-yd rush
LA Tech	9	63	4:04	TD	2nd/7:01	AR 37	J. Cornelius 13-yd rec.
LA Tech	13	77	7:37	TD	4th/6:37	AR 23	Sprinkle 4-yd rec.

▶ OPPONENT SCORING DRIVES

Opponent	No. of Plays	Total Yards	Drive Time	Type of Score	Score Qtr/Time	Drive Start	Scoring Play
LA Tech	8	62	2:31	TD	1st/9:11	LATECH 38	J. Smith 9-yd rush
LA Tech	7	48	2:48	TD	2nd/1:40	AR 48	J. Craft 1-yd rush
LA Tech	8	38	3:45	FG	3rd/11:15	LATECH 36	J. Barnes 43-yd field goal
LA Tech	9	63	4:12	FG	3rd/4:58	LATECH 34	J. Barnes 20-yd field goal

▶ SCORING DRIVE ANALYSIS

YARDAGE	ARKANSAS		OPPONENTS	
	TD	FG	TD	FG
No Drive	--	--	--	--
Negative Yds.	--	--	--	--
0-9	--	--	--	--
10-19	--	--	--	--
20-29	--	--	--	--
30-39	--	--	--	1
40-49	--	--	1	--
50-59	--	--	--	--
60-69	1	--	1	1
70-79	2	--	--	--
80-89	--	--	--	--
90-99	--	--	--	--
TOTALS	3	--	2	2

▶ GAME-OPENING DRIVES

OPPONENT	ARKANSAS			OPPONENTS		
	PTS	1STD	YDS	PTS	1STD	YDS
LA Tech	0	2	18	7	3	62
TOTALS	0	2	18	7	3	62

▶ SECOND-HALF OPENING DRIVES

OPPONENT	ARKANSAS			OPPONENTS		
	PTS	1STD	YDS	PTS	1STD	YDS
LA Tech	0	0	-15	3	2	38
TOTALS	0	0	-15	3	2	38



▶ DRIVE SUPERLATIVES

	ARKANSAS	OPPONENTS
Most Plays/Result	13 vs. LA Tech/Touchdown	9 vs. LA Tech/Field Goal
Most Yards/Result	77 vs. LA Tech/Touchdown	63 vs. LA Tech/Field Goal
Most Time/Result	7:37 vs. LA Tech/Touchdown	4:12 vs. LA Tech/Field Goal

▶ THREE-AND-OUTS

	ARKANSAS	OPPONENTS
	THREE-AND-OUTS/DRIVES	THREE-AND-OUTS/DRIVES
LA Tech	2/11	2/10
TOTAL	2/11	2/10

▶ SPECIAL TEAMS TACKLES

	TOTAL	KO	PUNT
Henre' Toliver	2	1	1
Jared Collins	1	1	0
Matt Emrich	1	0	1
Khalia Hackett	1	1	0
Austin Cantrell	1	0	1
Santos Ramirez	1	1	0
Adam McFain	1	1	0
TOTAL	8	5	3

▶ NON-OFFENSIVE SCORES

ARKANSAS (0)	OPPONENTS (0)



▶ ARKANSAS 20-YARD PLUS PLAYS

YARDS	TYPE	PLAYER(S)	OPPONENT
25	KR	Dominique Reed	LA Tech

* touchdown scored on play

▶ ARKANSAS LONG PLAYS BY YARDS

	NO	TD
100+	0	0
90-99	0	0
80-89	0	0
70-79	0	0
60-69	0	0
50-59	0	0
40-49	0	0
30-39	0	0
20-29	1	0
TOTAL	1	0

▶ ARKANSAS LONG PLAYS BY TYPE

	NO	TD
Rushing	0	0
Passing	0	0
Punt Returns	0	0
Kick Returns	1	0
Interceptions	0	0
Fumble Returns	0	0
Other	0	0
TOTAL	1	0

▶ ARKANSAS 20-YARD PLUS PLAYS BY PLAYER

PLAYER	NO.	TD	R	P	KR	PR	IR	FR
Dominique Reed	1	0	0	0	1	0	0	0
TOTAL	95	23	23	50	18	3	1	0

▶ ARKANSAS LONGEST PLAYS OF THE YEAR

TYPE	YDS	PLAY
Rushing	14	Rawleigh Williams vs LA Tech (9/3/2016)
Rushing Touchdown	6	Rawleigh Williams vs LA Tech (9/3/2016)
Passing	18	Keon Hatcher from Austin Allen vs LA Tech (9/3/2016) Keon Hatcher from Austin Allen vs LA Tech (9/3/2016) Drew Morgan from Austin Allen vs LA Tech (9/3/2016)
Passing Touchdown	13	Jared Cornelius from Austin Allen vs LA Tech (9/3/2016)
Punt Return	0	Jared Cornelius vs LA Tech (9/3/2016)
Kick Return	25	Dominique Reed vs LA Tech (9/3/2016)
Interception Return	3	Dre Greenlaw vs LA Tech (9/3/2016)
Fumble Return	-	-
Punt	55	Toby Baker vs LA Tech (9/3/2016)
Field Goal	-	-



▶ GAME 1

LOUISIANA TECH (0-1)..... 20
ARKANSAS (1-0) 21

September 1, 2016 | Fayetteville, Ark.
Donald W. Reynolds Razorback Stadium | Attendance: 69,132
TV: SEC Network

LA TECH

Rushing	Att.	Gain	Lost	Net	TD	Long	Avg.
Jarred Craft	12	68	0	68	1	31	5.7
J'Mar Smith	9	30	20	10	1	9	1.1
Boston Scott	1	2	0	2	0	2	2.0
C. Henderson	1	0	1	-1	0	0	-1.0

PASSING	Comp.	Att.	Yds	TD	Int	Long	Sack
J'Mar Smith	19	31	212	0	1	26	3

RECEIVING	No.	Yds	TD	Long
Trent Taylor	8	78	0	19
C. Henderson	6	71	0	24
Marcus Gaines	2	31	0	24
Jarred Craft	2	28	0	26
Conner Smith	1	4	0	4

Punting	No.	Yds	Avg.	Long	120	50+
Gerald Shouse	3	115	38.3	49	0	0

Field Goals	Made	Att.	Long	Kicks
J. Barnes	2	4	43	Missed 54, Made 43, Made 20, Missed 39

ARKANSAS

Rushing	Att.	Gain	Lost	Net	TD	Long	Avg.
R. Williams	24	102	6	96	1	14	4.0
Kody Walker	6	24	0	24	0	7	4.0
Jared Cornelius	3	13	0	13	0	8	4.3
Devwah Whaley	2	3	2	1	0	3	0.5
Team	1	0	2	-2	0	0	-2.0
Austin Allen	4	0	26	-26	0	0	-6.5

PASSING	Comp.	Att.	Yds	TD	Int	Long	Sack
Austin Allen	20	29	191	2	2	18	4

RECEIVING	No.	Yds	TD	Long
Keon Hatcher	6	86	0	18
Drew Morgan	5	47	0	18
Jeremy Sprinkle	3	19	1	12
R. Williams	3	15	0	16
Jared Cornelius	1	13	1	13
Dominique Reed	1	6	0	6
Austin Cantrell	1	5	0	5

Punting	No.	Yds	Avg.	Long	120	50+
Toby Baker	4	190	47.5	55	1	2

Field Goals	Made	Att.	Long	Kicks
--				



In his first game action since suffering a season-ending neck injury in 2015, sophomore **RB RAWLEIGH WILLIAMS III** scored Arkansas' first touchdown of the season and went on to rush for a game-high 96 yards on a career-best 24 carries.

▶ SCORING SUMMARY

	1st	2nd	3rd	4th	Final
Louisiana Tech	7	7	6	0	20
Arkansas	7	7	0	7	21

	Qtr.	Time	Scoring Play
LA Tech	1st	9:11	J'Mar Smith 9 yd run (J. Barnes Kick)
Arkansas	1st	2:52	R. Williams 6 yd run (Hedlund Kick)
Arkansas	2nd	7:01	J. Cornelius 13 yd pass from Allen (Hedlund Kick)
LA Tech	2nd	1:40	Jarred Craft 1 yd run (J. Barnes Kick)
LA Tech	3rd	11:14	J. Barnes 43 yd field goal
LA Tech	3rd	4:58	J. Barnes 20 yd field goal
Arkansas	4th	6:37	J. Sprinkle 4 yd pass from Allen (Hedlund Kick)

▶ TEAM STATS

	LA TECH	ARKANSAS
FIRST DOWNS	16	21
RUSHES-YARDS (NET)	23-79	40-106
PASSING YDS (NET)	212	191
Comp-Passes Att-Int	19-31-1	20-29-2
TOTAL OFFENSE PLAYS-YARDS	54-291	69-297
Fumble Returns-Yards	0-0	0-0
Punt Returns-Yards	2-39	1-0
Kickoff Returns-Yards	3-84	2-42
Interception Returns-Yards	2-34	1-3
Punts (Number-Avg)	3-38.3	4-47.5
Fumbles-Lost	1-0	1-0
Penalties-Yards	3-20	4-35
Possession Time	23:19	36:41
Third-Down Conversions	5 of 11	3 of 12
Fourth-Down Conversions	0 of 0	3 of 3
Red-Zone Scores-Chances	3-3	3-4
Sacks By: Number-Yards	4-26	3-20





WEEKLY MEDIA SCHEDULE: TCU WEEK

29 MON	30 TUE	31 WED	1 THU	2 FRI	3 SAT	4 SUN
<p>Press Conference Noon - Coach Bielema 12:30 - Dan Enos 12:45 - Robb Smith</p>	<p>Post Practice Media Select defensive student-athletes and assistant coaches. (Approx. 6:30 p.m.)</p>	<p>SEC Teleconference 10 a.m. - 12:10 p.m. 11 a.m. - Coach Bielema</p> <p>Post Practice Media Select offensive student-athletes and assistant coaches. (Approx. 6:30 p.m.)</p>	<p>No media availability</p> <p>Radio Show 7 p.m. - On the Air with Bret Bielema</p>	<p>No media availability</p> <p>Travel Day</p>	<p>Game #2 at No. 13 TCU Kickoff - 6 p.m. TV - ESPN</p> <p>Post Game Coach Bielema available following the game in the Broyles Center media room with student-athletes to follow.</p>	<p>No media availability</p>

▶ ARKANSAS COMMUNICATIONS



PATRICK PIERSON
Assistant AD/Communications
Cell 479-387-8569
Email pspiero@uark.edu
Twitter @Pierson_SID



BRANDON LANGLOIS
Communications Assistant
Cell 601-405-5650
Email langlois@uark.edu
Twitter @BMLanglois



JOHN THOMAS
Assistant Communications Dir.
Cell 479-313-2564
Email jfthomas@uark.edu
Twitter @John__Thomas

Office: 479-575-2751

Fax: 479-575-7481

Fayetteville Press Box: (479) 575-6622

Little Rock Press Box: (501) 663-0514

GAME CREDENTIAL REQUESTS

All requests for media and/or photo credentials must be made online at www.SportsSystems.com/Arkansas. Requests should be made at least two weeks in advance.

Credentials will not be mailed. They may be picked up beginning three prior to kickoff at the media will call station at the base of the elevator at both Donald W. Reynolds Razorback Stadium in Fayetteville and War Memorial Stadium in Little Rock. Photo identification is required when picking up credentials.

ARKANSAS FTP SITE

An FTP site is available for members of the media. For more information concerning the FTP site, contact Michelle Glover (miglover@uark.edu).

CollegePressBox.com

CollegePressBox.com is the official media website for SEC football. Access and download weekly game notes, quotes, statistics, media guides, headshots, logos, flip cards and more for each of the SEC's members. Login information will be distributed to accredited media or you can apply for a password by sending an email to passworth@collegepressbox.com.

▶ SEC WEEKLY TELECONFERENCE

Head coach Bret Bielema will participate each week in the SEC teleconference of football coaches. The teleconferences will be conducted each Wednesday from Aug. 31 to Nov. 23 from 10 a.m. CT to 12:10 p.m. CT. For more information and the teleconference number, contact the SEC Media Relations Office at (205) 458-3000.

10:00 a.m.	Les Miles, LSU
10:10 a.m.	Kirby Smart, Georgia
10:20 a.m.	Jim McElwain, Florida
10:30 a.m.	Derek Mason, Vanderbilt
10:40 a.m.	Nick Saban, Alabama
10:50 a.m.	Butch Jones, Tennessee
11:00 a.m.	Bret Bielema, Arkansas
11:10 a.m.	Barry Odom, Missouri
11:20 a.m.	Hugh Freeze, Ole Miss
11:30 a.m.	Kevin Sumlin, Texas A&M
11:40 a.m.	Mark Stoops, Kentucky
11:50 a.m.	Dan Mullen, Mississippi State
12:00 p.m.	Will Muschamp, South Carolina
12:10 p.m.	Gus Malzahn, Auburn

▶ ON THE AIR WITH BRET BIELEMA



"On the Air with Bret Bielema," Coach Bielema's weekly radio show presented by Lindsey airs on Thursday nights starting at 7 p.m. For the eighth straight year, the one-hour radio show will be broadcast live from the Catfish Hole. The show will be carried throughout the state of Arkansas on the Razorback Sports Network and locally in Fayetteville on 92.1 FM and 93.3 FM.

▶ BRET BIELEMA SHOW



"The Bret Bielema Show" is now in its fourth season as the official television coach's show of Razorback football. The one-hour show will air statewide and throughout

the region on numerous television affiliates. A total of 12 shows will air throughout the season on the following stations: KATV (10:30 p.m.), KNWA (11:30 p.m.) and KFTA (9:30 p.m.). The show will also be available regionally on Cox Sports Television on Wednesdays at 6 p.m. and Fox Sports Southwest on Tuesdays at 4 p.m.

RADIO AFFILIATES

Batesville.....	KOWZ-FM 103.3
Berryville.....	KTHS-AM 1480
Blytheville.....	KHLS-FM 96.3
Camden.....	KCXY-FM 95.3
Cherokee Village.....	KSAR-FM 92.3
Crossett.....	KAGH-AM 800
Crossett.....	KAGH-FM 104.9
De Queen.....	KDON-FM 92.1
DeWitt.....	KDEW-FM 97.3
El Dorado.....	KMRX-FM 96.1
Fayetteville.....	KAKS-FM 99.5
Fayetteville.....	KUQA-AM 1290
Fayetteville.....	KIGL-FM 93.3
Fayetteville.....	KQSM-FM 92.1
Forrest City.....	KBFC-FM 93.5
Fort Smith.....	KERX-FM 95.3
Glenwood.....	KHGZ-AM 670
Glenwood.....	KHGZ-FM 98.9
Herber Springs.....	KAWW-AM 1370
Helena.....	KFFA-AM 1360
Hope.....	KHPA-FM 104.9
Horshoe Bend.....	KKIK-FM 106.5
Hot Springs.....	KLBL-FM 104.5
Jonesboro.....	KEGI-FM 100.5
Little Rock.....	KABZ-FM 103.7
Magnolia.....	KZHE-FM 100.5
Marshall.....	KBCN-FM 104.3
Mena.....	KTTG-FM 96.3
Monett (Mo.).....	KKBL-FM 95.9
Monticello.....	KGPO-FM 99.9
Morrilton.....	KVOM-FM 101.7
Mountain Home.....	KOMT-FM 107.5
Ozark.....	KDYN-AM 1540
Ozark.....	KDYN-FM 96.7
Pocahontas.....	KPOC-FM 104.1
Pocahontas.....	KPOC-AM 1420
Russellville.....	KCAB-AM 980
Russellville.....	KCJC-FM 102.3
Ruston (La.).....	KRLQ-FM 94.1
Searcy.....	KSMF-FM 99.1
Stuttgart.....	KWAK-FM 105.5
Texarkana (Texas).....	KKTK-AM 1400
Wynne.....	KWYN-FM 92.5
Wynne.....	KWYN-AM 1400

2016 Arkansas Razorbacks Football
 ARKANSAS Combined Team Statistics (as of Sep 03, 2016)
 All games

Date	Opponent	Score							Att.
Sep 03, 2016	LA TECH	W	21-20						69132
Rushing	gp	att	gain	loss	net	avg	td	lg	avg/g
Rawleigh Williams	1	24	102	6	96	4.0	1	14	96.0
Kody Walker	1	6	24	0	24	4.0	0	7	24.0
Jared Cornelius	1	3	13	0	13	4.3	0	8	13.0
Dewwah Whaley	1	2	3	2	1	0.5	0	3	1.0
Total	1	40	142	36	106	2.7	1	14	106.0
Opponents	1	23	100	21	79	3.4	2	31	79.0

Passing	gp	effic	comp-att-int	pct	yds	td	lg	avg/g
Austin Allen	1	133.26	20-29-2	69.0	191	2	18	191.0
Total	1	133.26	20-29-2	69.0	191	2	18	191.0
Opponents	1	112.28	19-31-1	61.3	212	0	26	212.0

Receiving	gp	no.	yds	avg	td	lg	avg/g
Keon Hatcher	1	6	86	14.3	0	18	86.0
Drew Morgan	1	5	47	9.4	0	18	47.0
Jeremy Sprinkle	1	3	19	6.3	1	12	19.0
Rawleigh Williams	1	3	15	5.0	0	16	15.0
Jared Cornelius	1	1	13	13.0	1	13	13.0
Dominique Reed	1	1	6	6.0	0	6	6.0
Austin Cantrell	1	1	5	5.0	0	5	5.0
Total	1	20	191	9.6	2	18	191.0
Opponents	1	19	212	11.2	0	26	212.0

Field Goals	fg	pct.	01-19	20-29	30-39	40-49	50-99	lg	blk
Opponents	2	2-4	2-2	-	-	-	-	20	

Scoring	td	fg	PAT			dxp	saf	pts
			kick	rush	rcv			
Jeremy Sprinkle	1	-	-	-	-	-	-	6
Jared Cornelius	1	-	-	-	-	-	-	6
Rawleigh Williams	1	-	-	-	-	-	-	6
Cole Hedlund	-	-	3-3	-	-	-	-	3
Total	3	-	3-3	-	-	-	-	21
Opponents	2	2-4	2-2	-	-	-	-	20

Total Offense	g	plays	rush	pass	total	avg/g
Austin Allen	1	33	-26	191	165	165.0
Rawleigh Williams	1	24	96	0	96	96.0
Kody Walker	1	6	24	0	24	24.0
Jared Cornelius	1	3	13	0	13	13.0
Dewwah Whaley	1	2	1	0	1	1.0
Total	1	69	106	191	297	297.0
Opponents	1	54	79	212	291	291.0

Score by Quarters	1st	2nd	3rd	4th	OT	Total
ARKANSAS	7	7	0	7	0	21
Opponents	7	7	6	0	0	20

Record:	Overall	Home	Away	Neutral
All games	1-0	1-0	0-0	0-0
Conference	0-0	0-0	0-0	0-0
Non-Conference	1-0	1-0	0-0	0-0

Team Statistics	AR	OPP
FIRST DOWNS	21	16
Rushing	8	5
Passing	12	10
Penalty	1	1
RUSHING YARDAGE	106	79
Rushing Attempts	40	23
Average Per Rush	2.7	3.4
Average Per Game	106.0	79.0
TDs Rushing	1	2
PASSING YARDAGE	191	212
Comp-Att-Int	20-29-2	19-31-1
Average Per Pass	6.6	6.8
Average Per Catch	9.6	11.2
Average Per Game	191.0	212.0
TDs Passing	2	0
TOTAL OFFENSE	297	291
Average Per Play	4.3	5.4
Average Per Game	297.0	291.0
KICK RETURNS: #-Yards	2-42	3-84
PUNT RETURNS: #-Yards	1-0	2-39
INT RETURNS: #-Yards	1-3	2-34
FUMBLES-LOST	1-0	1-0
PENALTIES-Yards	4-35	3-20
PUNTS-AVG	4-47.5	3-38.3
TIME OF POSSESSION/Game	36:41	23:19
3RD-DOWN Conversions	3/12	5/11
4TH-DOWN Conversions	3/3	0/0

Interceptions	no.	yds	avg	td	lg
Dre Greenlaw	1	3	3.0	0	3

Punting	no.	yds	avg	lg	tb	fc	i20	50+	blk
Toby Baker	4	190	47.5	55	0	2	1	2	0

Punt Returns	no.	yds	avg	td	lg
Jared Cornelius	1	0	0.0	0	0
Total	1	0	0.0	0	0
Opponents	2	39	19.5	0	32

Kick Returns	no.	yds	avg	td	lg
Dominique Reed	2	42	21.0	0	25
Total	2	42	21.0	0	25
Opponents	3	84	28.0	0	33

All Purpose	g	rush	rcv	pr	kr	ir	total	avg/g
Rawleigh William	1	96	15	0	0	0	111	111.0
Keon Hatcher	1	0	86	0	0	0	86	86.0
Dominique Reed	1	0	6	0	42	0	48	48.0
Drew Morgan	1	0	47	0	0	0	47	47.0
Jared Cornelius	1	13	13	0	0	0	26	26.0
Kody Walker	1	24	0	0	0	0	24	24.0
Jeremy Sprinkle	1	0	19	0	0	0	19	19.0
Austin Cantrell	1	0	5	0	0	0	5	5.0
Dre Greenlaw	1	0	0	0	0	3	3	3.0
Dewwah Whaley	1	1	0	0	0	0	1	1.0
Total	1	106	191	0	42	3	342	342.0
Opponents	1	79	212	39	84	34	448	448.0

#	Defensive Leaders	gp	Tackles				tfl/yds	Sacks no-yds	Pass defense			Fumbles		blkd	
			ua	a	tot				int-yds	brup	qbh	rcv-yds	ff	kick	saf
9	Santos Ramirez	1	4	3	7
48	Deatrich Wise	1	1	6	7	0.5-5	0.5-5	.	1	3
23	Dre Greenlaw	1	2	5	7	.	.	1-3
30	Kevin Richardson	1	2	5	7
51	Brooks Ellis	1	2	4	6
	Total	1	27	38	65	4-21	3-20	1-3	2	4	.	.	1	.	.
	Opponents	1	44	32	76	9-37	4-26	2-34	4	3	.	.	1	.	.

2016 Arkansas Razorbacks Football
ARKANSAS Game Results (as of Sep 03, 2016)
All games

Date	Opponent		Score	Overall	Conference	Time	Attend
Sep 03, 2016	LA TECH	W	21-20	1-0	0-0	3:09	69132

2016 Arkansas Razorbacks Football
 ARKANSAS Overall Team Statistics (as of Sep 03, 2016)
 All games

Team Statistics	AR	OPP
SCORING	21	20
Points Per Game	21.0	20.0
Points Off Turnovers	0	14
FIRST DOWNS	21	16
Rushing	8	5
Passing	12	10
Penalty	1	1
RUSHING YARDAGE	106	79
Yards gained rushing	142	100
Yards lost rushing	36	21
Rushing Attempts	40	23
Average Per Rush	2.7	3.4
Average Per Game	106.0	79.0
TDs Rushing	1	2
PASSING YARDAGE	191	212
Comp-Att-Int	20-29-2	19-31-1
Average Per Pass	6.6	6.8
Average Per Catch	9.6	11.2
Average Per Game	191.0	212.0
TDs Passing	2	0
TOTAL OFFENSE	297	291
Total Plays	69	54
Average Per Play	4.3	5.4
Average Per Game	297.0	291.0
KICK RETURNS: #-Yards	2-42	3-84
PUNT RETURNS: #-Yards	1-0	2-39
INT RETURNS: #-Yards	1-3	2-34
KICK RETURN AVERAGE	21.0	28.0
PUNT RETURN AVERAGE	0.0	19.5
INT RETURN AVERAGE	3.0	17.0
FUMBLES-LOST	1-0	1-0
PENALTIES-Yards	4-35	3-20
Average Per Game	35.0	20.0
PUNTS-Yards	4-190	3-115
Average Per Punt	47.5	38.3
Net punt average	37.8	38.3
KICKOFFS-Yards	4-248	5-320
Average Per Kick	62.0	64.0
Net kick average	34.8	40.6
TIME OF POSSESSION/Game	36:41	23:19
3RD-DOWN Conversions	3/12	5/11
3rd-Down Pct	25%	45%
4TH-DOWN Conversions	3/3	0/0
4th-Down Pct	100%	0%
SACKS BY-Yards	3-20	4-26
MISC YARDS	0	0
TOUCHDOWNS SCORED	3	2
FIELD GOALS-ATTEMPTS	0-0	2-4
ON-SIDE KICKS	0-0	0-0
RED-ZONE SCORES	(3-4) 75%	(3-3) 100%
RED-ZONE TOUCHDOWNS	(3-4) 75%	(2-3) 67%
PAT-ATTEMPTS	(3-3) 100%	(2-2) 100%
ATTENDANCE	69132	0
Games/Avg Per Game	1/69132	0/0
Neutral Site Games		0/0

Score by Quarters	1st	2nd	3rd	4th	OT	Total
ARKANSAS	7	7	0	7	0	21
Opponents	7	7	6	0	0	20

2016 Arkansas Razorbacks Football
 ARKANSAS Overall Individual Statistics (as of Sep 03, 2016)
 All games

Rushing	gp	att	gain	loss	net	avg	td	lg	avg/g
Rawleigh Williams	1	24	102	6	96	4.0	1	14	96.0
Kody Walker	1	6	24	0	24	4.0	0	7	24.0
Jared Cornelius	1	3	13	0	13	4.3	0	8	13.0
Devwah Whaley	1	2	3	2	1	0.5	0	3	1.0
Team	1	1	0	2	-2	-2.0	0	0	-2.0
Austin Allen	1	4	0	26	-26	-6.5	0	0	-26.0
Total	1	40	142	36	106	2.7	1	14	106.0
Opponents	1	23	100	21	79	3.4	2	31	79.0

Punt Returns	no.	yds	avg	td	lg
Jared Cornelius	1	0	0.0	0	0
Total	1	0	0.0	0	0
Opponents	2	39	19.5	0	32

Interceptions	no.	yds	avg	td	lg
Dre Greenlaw	1	3	3.0	0	3
Total	1	3	3.0	0	3
Opponents	2	34	17.0	0	34

Passing	gp	effic	comp-att-int	pct	yds	td	lg	avg/g
Austin Allen	1	133.26	20-29-2	69.0	191	2	18	191.0
Total	1	133.26	20-29-2	69.0	191	2	18	191.0
Opponents	1	112.28	19-31-1	61.3	212	0	26	212.0

Kick Returns	no.	yds	avg	td	lg
Dominique Reed	2	42	21.0	0	25
Total	2	42	21.0	0	25
Opponents	3	84	28.0	0	33

Receiving	gp	no.	yds	avg	td	lg	avg/g
Keon Hatcher	1	6	86	14.3	0	18	86.0
Drew Morgan	1	5	47	9.4	0	18	47.0
Jeremy Sprinkle	1	3	19	6.3	1	12	19.0
Rawleigh Williams	1	3	15	5.0	0	16	15.0
Jared Cornelius	1	1	13	13.0	1	13	13.0
Dominique Reed	1	1	6	6.0	0	6	6.0
Austin Cantrell	1	1	5	5.0	0	5	5.0
Total	1	20	191	9.6	2	18	191.0
Opponents	1	19	212	11.2	0	26	212.0

Fumble Returns	no.	yds	avg	td	lg
Total	0	0	0.0	0	0
Opponents	0	0	0.0	0	0

2016 Arkansas Razorbacks Football
 ARKANSAS Overall Individual Statistics (as of Sep 03, 2016)
 All games

Scoring	td	fg	PAT				dpx	saf	pts
			kick	rush	rcv	pass			
Jeremy Sprinkle	1	-	-	-	-	-	-	-	6
Jared Cornelius	1	-	-	-	-	-	-	-	6
Rawleigh Williams	1	-	-	-	-	-	-	-	6
Cole Hedlund	-	-	3-3	-	-	-	-	-	3
Total	3	-	3-3	-	-	-	-	-	21
Opponents	2	2-4	2-2	-	-	-	-	-	20

Total Offense	g	plays	rush	pass	total	avg/g
Austin Allen	1	33	-26	191	165	165.0
Rawleigh Williams	1	24	96	0	96	96.0
Kody Walker	1	6	24	0	24	24.0
Jared Cornelius	1	3	13	0	13	13.0
Devwah Whaley	1	2	1	0	1	1.0
Team	1	1	-2	0	-2	-2.0
Total	1	69	106	191	297	297.0
Opponents	1	54	79	212	291	291.0

Field Goals	fg	pct.	01-19	20-29	30-39	40-49	50-99	lg	blk
FG Sequence	ARKANSAS		Opponents						
LA TECH	-		54,(43),(20),39						

Numbers in (parentheses) indicate field goal was made.

Punting	no.	yds	avg	lg	tb	fc	i20	50+	blk
Toby Baker	4	190	47.5	55	0	2	1	2	0
Total	4	190	47.5	55	0	2	1	2	0
Opponents	3	115	38.3	49	0	0	0	0	0

Kickoffs	no.	yds	avg	tb	ob	retn	net	ydln
Adam McFain	4	248	62.0	1	0			
Total	4	248	62.0	1	0	28.0	34.8	30
Opponents	5	320	64.0	3	0	21.0	40.6	24

2016 Arkansas Razorbacks Football
 ARKANSAS Overall Individual Statistics (as of Sep 03, 2016)
 All games

All Purpose	g	rush	rcv	pr	kr	ir	total	avg/g
Rawleigh Willia	1	96	15	0	0	0	111	111.0
Keon Hatcher	1	0	86	0	0	0	86	86.0
Dominique Reed	1	0	6	0	42	0	48	48.0
Drew Morgan	1	0	47	0	0	0	47	47.0
Jared Cornelius	1	13	13	0	0	0	26	26.0
Kody Walker	1	24	0	0	0	0	24	24.0
Jeremy Sprinkle	1	0	19	0	0	0	19	19.0
Austin Cantrell	1	0	5	0	0	0	5	5.0
Dre Greenlaw	1	0	0	0	0	3	3	3.0
Devwah Whaley	1	1	0	0	0	0	1	1.0
Team	1	-2	0	0	0	0	-2	-2.0
Austin Allen	1	-26	0	0	0	0	-26	-26.0
Total	1	106	191	0	42	3	342	342.0
Opponents	1	79	212	39	84	34	448	448.0

2016 Arkansas Razorbacks Football
 ARKANSAS Overall Defensive Statistics (as of Sep 03, 2016)
 All games

##	Defensive Leaders	gp	Tackles				tfl/yds	Sacks no-yds	Pass defense			Fumbles		blkd	
			ua	a	tot				int-yds	brup	qbh	rcv-yds	ff	kick	saf
30	Kevin Richardson	1	2	5	7
23	Dre Greenlaw	1	2	5	7	.	.	1-3
48	Deatrich Wise	1	1	6	7	0.5-5	0.5-5	.	1	3
9	Santos Ramirez	1	4	3	7
51	Brooks Ellis	1	2	4	6
55	Jeremiah Ledbetter	1	2	4	6	0.5-5	0.5-5
28	Josh Liddell	1	3	2	5
5	Henre' Toliver	1	2	2	4	1.0-1
41	Austin Capps	1	1	1	2
11	Ryan Pulley	1	2	.	2	.	.	.	1
3A	McTelvin Agim	1	.	2	2
74	Colton Jackson	1	1	.	1
44	Austin Cantrell	1	1	.	1
94	Taiwan Johnson	1	1	.	1	1.0-5	1.0-5
10	Randy Ramsey	1	1	.	1	1.0-5	1.0-5	1	.	.
4A	Adam McFain	1	.	1	1
56	Matt Emrich	1	.	1	1
97	Tevin Beanum	1	1	.	1
20	De'Andre Coley	1	1	.	1
29	Jared Collins	1	.	1	1
27	Khalia Hackett	1	.	1	1
96	Karl Roesler	1	1
Total		1	27	38	65	4-21	3-20	1-3	2	4	.	.	1	.	.
Opponents		1	44	32	76	9-37	4-26	2-34	4	3	.	.	1	.	.

2016 Arkansas Razorbacks Football
 ARKANSAS Team Game-by-Game (as of Sep 03, 2016)
 All games

TEAM STATISTICS

Date	Opponent	Rushing				Receiving				Passing				Kick Returns				Punt Returns				tot off
		no.	yds	td	lg	no.	yds	td	lg	cmp-att-int	yds	td	lg	no.	yds	td	lg	no.	yds	td	lg	
Sep 03	LA TECH	40	106	1	14	20	191	2	18	20-29-2	191	2	18	2	42	0	25	1	0	0	0	297
Opponents		23	79	2	31	19	212	0	26	19-31-1	212	0	26	3	84	0	33	2	39	0	32	291

Games: 1 • Avg/rush: 2.7 • Avg/catch: 9.6 • Pass effic: 133.26 • KR avg: 21.0 • PR avg: 0.0 • All purpose avg/game: 342.0 • Total offense avg/gm: 297.0

Date	Opponent	Tackles				Sacks	Fumble	Pass Defense				blkd	PAT Attempts			off		
		ua	a	total	tfl-yds	no-yds	ff	fr-yds	int-yds	qbh	brup	kick	kick	rush	rcv	saf	t/o	pts
Sep 03	LA TECH	27	38	65	4.0-21	3.0-20	1	0-0	1-3	4	2	0	3-3	0	0	0	0	21
Opponents		44	32	76	9.0-37	4.0-26	1	0-0	2-34	3	4	0	2-2	0	0	0	14	20

Date	Opponent	Punting							Field Goals			Kickoffs						
		no.	yds	avg	long	blkd	tb	fc	50+	i20	md-att	long	blkd	no.	yds	avg	tb	ob
Sep 03	LA TECH	4	190	47.5	55	0	0	2	2	1	0-0	0	0	4	248	62.0	1	0
Opponents		3	115	38.3	49	0	0	0	0	0	2-4	43	0	5	320	64.0	3	0

2016 Arkansas Razorbacks Football
 ARKANSAS Opponent Game-by-Game (as of Sep 03, 2016)
 All games

OPPONENT STATISTICS

Date	Opponent	Rushing				Receiving				Passing				Kick Returns				Punt Returns				tot off
		no.	yds	td	lg	no.	yds	td	lg	cmp-att-int	yds	td	lg	no.	yds	td	lg	no.	yds	td	lg	
Sep 03	LA TECH	23	79	2	31	19	212	0	26	19-31-1	212	0	26	3	84	0	33	2	39	0	32	291
ARKANSAS		40	106	1	14	20	191	2	18	20-29-2	191	2	18	2	42	0	25	1	0	0	0	297

Games: 1 • Avg/rush: 3.4 • Avg/catch: 11.2 • Pass effic: 112.28 • KR avg: 28.0 • PR avg: 19.5 • All purpose avg/game: 448.0 • Total offense avg/gm: 291.0

Date	Opponent	Tackles				Sacks	Fumble	Pass Defense				blkd	PAT Attempts			off		
		ua	a	total	tfl-yds	no-yds	ff	fr-yds	int-yds	qbh	brup	kick	kick	rush	rcv	saf	t/o	pts
Sep 03	LA TECH	44	32	76	9.0-37	4.0-26	1	0-0	2-34	3	4	0	2-2	0	0	0	14	20
ARKANSAS		44	32	76	9.0-37	4.0-26	1	0-0	2-34	3	4	0	2-2	0	0	0	14	20
ARKANSAS		27	38	65	4.0-21	3.0-20	1	0-0	1-3	4	2	0	3-3	0	0	0	0	21

Date	Opponent	Punting							Field Goals			Kickoffs						
		no.	yds	avg	long	blkd	tb	fc	50+	i20	md-att	long	blkd	no.	yds	avg	tb	ob
Sep 03	LA TECH	3	115	38.3	49	0	0	0	0	0	2-4	43	0	5	320	64.0	3	0
ARKANSAS		4	190	47.5	55	0	0	2	2	1	0-0	0	0	4	248	62.0	1	0

2016 Arkansas Razorbacks Football
 ARKANSAS Game Superlatives (as of Sep 03, 2016)
 All games

INDIVIDUAL GAME HIGHS

Rushes	24	Rawleigh Williams vs LA TECH (Sep 03, 2016)
Yards Rushing	96	Rawleigh Williams vs LA TECH (Sep 03, 2016)
TD Rushes	1	Rawleigh Williams vs LA TECH (Sep 03, 2016)
Long Rush	14	Rawleigh Williams vs LA TECH (Sep 03, 2016)
Pass attempts	29	Austin Allen vs LA TECH (Sep 03, 2016)
Pass completions	20	Austin Allen vs LA TECH (Sep 03, 2016)
Yards Passing	191	Austin Allen vs LA TECH (Sep 03, 2016)
TD Passes	2	Austin Allen vs LA TECH (Sep 03, 2016)
Long Pass	18	Austin Allen vs LA TECH (Sep 03, 2016)
Receptions	6	Keon Hatcher vs LA TECH (Sep 03, 2016)
Yards Receiving	86	Keon Hatcher vs LA TECH (Sep 03, 2016)
TD Receptions	1	Jared Cornelius vs LA TECH (Sep 03, 2016)
	1	Jeremy Sprinkle vs LA TECH (Sep 03, 2016)
Long Reception	18	Keon Hatcher vs LA TECH (Sep 03, 2016)
	18	Drew Morgan vs LA TECH (Sep 03, 2016)
Punts	4	Toby Baker vs LA TECH (Sep 03, 2016)
Punting Avg	47.5	Toby Baker vs LA TECH (Sep 03, 2016)
Long Punt	55	Toby Baker vs LA TECH (Sep 03, 2016)
Punts inside 20	1	Toby Baker vs LA TECH (Sep 03, 2016)
Long Kickoff Return	25	Dominique Reed vs LA TECH (Sep 03, 2016)
Tackles	7	Santos Ramirez vs LA TECH (Sep 03, 2016)
	7	Dre Greenlaw vs LA TECH (Sep 03, 2016)
	7	Kevin Richardson vs LA TECH (Sep 03, 2016)
	7	Deatrich Wise vs LA TECH (Sep 03, 2016)
Sacks	1.0	Randy Ramsey vs LA TECH (Sep 03, 2016)
	1.0	Taiwan Johnson vs LA TECH (Sep 03, 2016)
Tackles For Loss	1.0	Henre' Toliver vs LA TECH (Sep 03, 2016)
	1.0	Randy Ramsey vs LA TECH (Sep 03, 2016)
	1.0	Taiwan Johnson vs LA TECH (Sep 03, 2016)
Interceptions	1	Dre Greenlaw vs LA TECH (Sep 03, 2016)

2016 Arkansas Razorbacks Football
 ARKANSAS Game Superlatives (as of Sep 03, 2016)
 All games

TEAM GAME HIGHS

Rushes	40	vs LA TECH (Sep 03, 2016)
Yards Rushing	106	vs LA TECH (Sep 03, 2016)
Yards Per Rush	2.7	vs LA TECH (Sep 03, 2016)
TD Rushes	1	vs LA TECH (Sep 03, 2016)
Pass attempts	29	vs LA TECH (Sep 03, 2016)
Pass completions	20	vs LA TECH (Sep 03, 2016)
Yards Passing	191	vs LA TECH (Sep 03, 2016)
Yards Per Pass	6.6	vs LA TECH (Sep 03, 2016)
TD Passes	2	vs LA TECH (Sep 03, 2016)
Total Plays	69	vs LA TECH (Sep 03, 2016)
Total Offense	297	vs LA TECH (Sep 03, 2016)
Yards Per Play	4.3	vs LA TECH (Sep 03, 2016)
Points	21	vs LA TECH (Sep 03, 2016)
Sacks By	3	vs LA TECH (Sep 03, 2016)
First Downs	21	vs LA TECH (Sep 03, 2016)
Penalties	4	vs LA TECH (Sep 03, 2016)
Penalty Yards	35	vs LA TECH (Sep 03, 2016)
Turnovers	2	vs LA TECH (Sep 03, 2016)
Interceptions By	1	vs LA TECH (Sep 03, 2016)
Punts	4	vs LA TECH (Sep 03, 2016)
Punting Avg	47.5	vs LA TECH (Sep 03, 2016)
Long Punt	55	vs LA TECH (Sep 03, 2016)
Punts inside 20	1	vs LA TECH (Sep 03, 2016)

2016 Arkansas Razorbacks Football
 ARKANSAS Game Superlatives (as of Sep 03, 2016)
 All games

OPPONENT INDIVIDUAL GAME HIGHS

Rushes	12	Jarred Craft, vs LA TECH (Sep 03, 2016)
Yards Rushing	68	Jarred Craft, vs LA TECH (Sep 03, 2016)
TD Rushes	1	Jarred Craft, vs LA TECH (Sep 03, 2016)
	1	J'Mar Smith, vs LA TECH (Sep 03, 2016)
Long Rush	31	Jarred Craft, vs LA TECH (Sep 03, 2016)
Pass attempts	31	J'Mar Smith, vs LA TECH (Sep 03, 2016)
Pass completions	19	J'Mar Smith, vs LA TECH (Sep 03, 2016)
Yards Passing	212	J'Mar Smith, vs LA TECH (Sep 03, 2016)
Long Pass	26	J'Mar Smith, vs LA TECH (Sep 03, 2016)
Receptions	8	Trent Taylor, vs LA TECH (Sep 03, 2016)
Yards Receiving	78	Trent Taylor, vs LA TECH (Sep 03, 2016)
Long Reception	26	Jarred Craft, vs LA TECH (Sep 03, 2016)
Field Goals	2	J. Barnes, vs LA TECH (Sep 03, 2016)
Long Field Goal	43	J. Barnes, vs LA TECH (Sep 03, 2016)
Punts	3	Gerald Shouse, vs LA TECH (Sep 03, 2016)
Punting Avg	38.3	Gerald Shouse, vs LA TECH (Sep 03, 2016)
Long Punt	49	Gerald Shouse, vs LA TECH (Sep 03, 2016)
Long Punt Return	32	Trent Taylor, vs LA TECH (Sep 03, 2016)
Long Kickoff Return	33	C. Henderson, vs LA TECH (Sep 03, 2016)
Tackles	11	Jordan Harris, vs LA TECH (Sep 03, 2016)
Sacks	1.0	S. Cooper, vs LA TECH (Sep 03, 2016)
	1.0	Xavier Woods, vs LA TECH (Sep 03, 2016)
	1.0	Deldrick Canty, vs LA TECH (Sep 03, 2016)
Tackles For Loss	1.5	Jordan Harris, vs LA TECH (Sep 03, 2016)
	1.5	J. Bradford, vs LA TECH (Sep 03, 2016)
Interceptions	1	Xavier Woods, vs LA TECH (Sep 03, 2016)
	1	Prince Sam, vs LA TECH (Sep 03, 2016)

2016 Arkansas Razorbacks Football
 ARKANSAS Game Superlatives (as of Sep 03, 2016)
 All games

OPPONENT TEAM GAME HIGHS

Rushes	23	vs LA TECH (Sep 03, 2016)
Yards Rushing	79	vs LA TECH (Sep 03, 2016)
Yards Per Rush	3.4	vs LA TECH (Sep 03, 2016)
TD Rushes	2	vs LA TECH (Sep 03, 2016)
Pass attempts	31	vs LA TECH (Sep 03, 2016)
Pass completions	19	vs LA TECH (Sep 03, 2016)
Yards Passing	212	vs LA TECH (Sep 03, 2016)
Yards Per Pass	6.8	vs LA TECH (Sep 03, 2016)
Total Plays	54	vs LA TECH (Sep 03, 2016)
Total Offense	291	vs LA TECH (Sep 03, 2016)
Yards Per Play	5.4	vs LA TECH (Sep 03, 2016)
Points	20	vs LA TECH (Sep 03, 2016)
Sacks By	4	vs LA TECH (Sep 03, 2016)
First Downs	16	vs LA TECH (Sep 03, 2016)
Penalties	3	vs LA TECH (Sep 03, 2016)
Penalty Yards	20	vs LA TECH (Sep 03, 2016)
Turnovers	1	vs LA TECH (Sep 03, 2016)
Interceptions By	2	vs LA TECH (Sep 03, 2016)
Punts	3	vs LA TECH (Sep 03, 2016)
Punting Avg	38.3	vs LA TECH (Sep 03, 2016)
Long Punt	49	vs LA TECH (Sep 03, 2016)
Long Punt Return	32	vs LA TECH (Sep 03, 2016)

2016 Arkansas Razorbacks Football
 ARKANSAS Games Played (as of Sep 03, 2016)
 All games

##	PLAYER	GP-GS	LATECH
3A	McTelvin Agim	1/-	XXX
8	Austin Allen	1/1	START
19	Anthony Antwine	1/-	XXX
37	Toby Baker	1/-	XXX
97	Tevin Beanum	1/-	XXX
44	Austin Cantrell	1/-	XXX
41	Austin Capps	1/-	XXX
20	De'Andre Coley	1/-	XXX
29	Jared Collins	1/1	START
1	Jared Cornelius	1/1	START
49	Robert Decker	1/-	XXX
51	Brooks Ellis	1/1	START
56	Matt Emrich	1/-	XXX
35	Dwayne Eugene	1/-	XXX
5A	Hjalte Froholdt	1/1	START
62	Johnny Gibson	1/-	XXX
23	Dre Greenlaw	1/1	START
89	Grayson Gunter	1/-	XXX
27	Khalia Hackett	1/-	XXX
8A	De'Jon Harris	1/-	XXX
4	Keon Hatcher	1/-	XXX
9A	Cole Hedlund	1/-	XXX
81	Cody Hollister	1/1	START
78	Bijhon Jackson	1/-	XXX
74	Colton Jackson	1/1	START
34	K. Jackson	1/-	XXX
32	Hayden Johnson	1/-	XXX
94	Taiwan Johnson	1/1	START
87	Jack Kraus	1/-	XXX
55	J. Ledbetter	1/1	START
28	Josh Liddell	1/1	START
2B	Ryder Lucas	1/-	XXX
4A	Adam McFain	1/-	XXX
38	Reid Miller	1/-	XXX
80	Drew Morgan	1/1	START
11	Ryan Pulley	1/-	XXX
72	Frank Ragnow	1/1	START
9	Santos Ramirez	1/1	START
10	Randy Ramsey	1/-	XXX
50	Jake Raulerson	1/1	START
3	Dominique Reed	1/-	XXX
30	K. Richardson	1/1	START
96	Karl Roesler	1/1	START
70	Dan Skipper	1/1	START
83	Jeremy Sprinkle	1/1	START
5	Henre' Toliver	1/1	START
24	Kody Walker	1/-	XXX

2016 Arkansas Razorbacks Football
ARKANSAS Games Played (as of Sep 03, 2016)
All games

##	PLAYER	GP-GS	LATECH
21	Devwah Whaley	1/-	XXX
2A	Josh Williams	1/-	XXX
22	R. Williams	1/1	START
6	J. Winston	1/-	XXX
48	Deatrich Wise	1/1	START

2016 Arkansas Razorbacks Football
 ARKANSAS Total Tackles Game-by-Game (as of Sep 03, 2016)
 All games

Total Tackles	UA-A	Total	LATECH
Deatrich Wise	1-6	7	1-6
K. Richardson	2-5	7	2-5
Santos Ramirez	4-3	7	4-3
Dre Greenlaw	2-5	7	2-5
Brooks Ellis	2-4	6	2-4
J. Ledbetter	2-4	6	2-4
Josh Liddell	3-2	5	3-2
Henre' Toliver	2-2	4	2-2
Austin Capps	1-1	2	1-1
McTelvin Agim	0-2	2	0-2
Ryan Pulley	2-0	2	2-0
Austin Cantrell	1-0	1	1-0
Matt Emrich	0-1	1	0-1
Khalia Hackett	0-1	1	0-1
Jared Collins	0-1	1	0-1
Randy Ramsey	1-0	1	1-0
Adam McFain	0-1	1	0-1
De'Andre Coley	1-0	1	1-0
Taiwan Johnson	1-0	1	1-0
Tevin Beanum	1-0	1	1-0
Colton Jackson	1-0	1	1-0

2016 Arkansas Razorbacks Football
ARKANSAS Passing Game-by-Game (as of Sep 03, 2016)
All games

#8 Austin Allen	Comp	Att	Int	Pct	Yards	TD	Long	Sacked	Effic
LA TECH	20	29	2	69.0	191	2	18	4-26	133.26
TOTALS	20	29	2	69.0	191	2	18	4-26	133.26

2016 Arkansas Razorbacks Football
ARKANSAS Rushing/Receiving Game-by-Game (as of Sep 03, 2016)
All games

RUSHING	No-Yds/TD	LATECH
R. Williams	24-96/1	24-96/1
Kody Walker	6-24/0	6-24/0
Jared Cornelius	3-13/0	3-13/0
Dewwah Whaley	2-1/0	2-1/0
Team	1--2/0	1--2/0
Austin Allen	4--26/0	4--26/0

RECEIVING	No-Yds/TD	LATECH
Keon Hatcher	6-86/0	6-86/0
Drew Morgan	5-47/0	5-47/0
Jeremy Sprinkle	3-19/1	3-19/1
R. Williams	3-15/0	3-15/0
Jared Cornelius	1-13/1	1-13/1
Dominique Reed	1-6/0	1-6/0
Austin Cantrell	1-5/0	1-5/0

2016 Arkansas Razorbacks Football
ARKANSAS Return Stats Game-by-Game (as of Sep 03, 2016)
All games

<u>PUNT RETURNS</u>	<u>No-Yds</u>	<u>LATECH</u>
Jared Cornelius	1-0	1-0

<u>KICK RETURNS</u>	<u>No-Yds</u>	<u>LATECH</u>
Dominique Reed	2-42	2-42

<u>INT. RETURNS</u>	<u>No-Yds</u>	<u>LATECH</u>
Dre Greenlaw	1-3	1-3

<u>FUMBLE RETURNS</u>	<u>No-Yds</u>	<u>LATECH</u>
-----------------------	---------------	---------------

2016 Arkansas Razorbacks Football
ARKANSAS Sacks Game-by-Game (as of Sep 03, 2016)
All games

<u>SACKS</u>	<u>UA-A</u>	<u>Total</u>	<u>LATECH</u>
Randy Ramsey	1-0	1.0	1.0-5
Taiwan Johnson	1-0	1.0	1.0-5
Deatrich Wise	0-1	0.5	0.5-5
J. Ledbetter	0-1	0.5	0.5-5

2016 Arkansas Razorbacks Football
ARKANSAS Tackle For Loss Game-by-Game (as of Sep 03, 2016)
All games

<u>TACKLES FOR LOSS</u>	<u>UA-A</u>	<u>Total</u>	<u>LATECH</u>
Taiwan Johnson	1-0	1.0	1.0-5
Henre' Toliver	1-0	1.0	1.0-1
Randy Ramsey	1-0	1.0	1.0-5
Deatrich Wise	0-1	0.5	0.5-5
J. Ledbetter	0-1	0.5	0.5-5

2016 Arkansas Razorbacks Football
ARKANSAS Fumbles Game-by-Game (as of Sep 03, 2016)
All games

<u>FUMBLES</u>	<u>No-Lost</u>	<u>LATECH</u>
Drew Morgan	1-0	1-0

<u>FUMBLES FORCED</u>	<u>Number</u>	<u>LATECH</u>
Randy Ramsey	1	1

<u>FUMBLES RECOVERED</u>	<u>Number</u>	<u>LATECH</u>
--------------------------	---------------	---------------