



ARKANSAS RAZORBACKS

1 National Championship (1964) • 4 SEC West Division Titles • 55 All-Americans • 43 All-SEC First Team Selections

▶ GAME INFORMATION

Date..... Saturday, Sept. 17
 Time..... 6:39 p.m. CT
 Location..... Fayetteville, Arkansas
 Stadium..... Donald W. Reynolds Razorback Stadium (72,000)
 TV..... SEC Network Alternate
 Play-By-Play..... Roy Philpott
 Analyst..... Clint Stoerner
 Sideline..... Dawn Davenport
 Radio..... Razorback/IMG Sports Network (KQS-FM 92.1)
 Play-By-Play..... Chuck Barrett
 Analyst..... Keith Jackson
 Sideline Analyst..... Quinn Grovey
 Sirius/XM..... 157/205
 Stats..... ArkansasRazorbacks.com (StatBroadcast)
 Social..... @RazorbackFB

▶ RECORD BREAKDOWN

Overall..... 2-0
 SEC..... 0-0
 Home..... 1-0
 Away..... 1-0
 Neutral..... 0-0

▶ A RAZORBACK WIN WOULD

- Be Arkansas' ninth win in its past 10 games.
- Give Arkansas its fifth straight victory.
- Be Arkansas' second 3-0 start under Bielema (2013).
- Give Arkansas its 184th win at DWRRS.

▶ TABLE OF CONTENTS

Quick Facts/Player Quick Notes.....2
 Team/Individual Notes.....3-8
 The Matchup vs. Texas State.....9
 Head Coach Bret Bielema.....10-11
 Depth Chart.....12
 Roster.....13-14
 Pronunciations.....13
 Top 25 Polls/Honors & Awards.....15
 Player Bios.....16-27
 The Last Time.....28-30
 Game-By-Game Stats.....31
 Scoring Drives.....32
 Supplemental Stats.....33
 Long Plays.....34
 2016 Recaps.....35-36
 Media Schedule.....37



▶ THE MATCHUP



VS



NO. 24/24 ARKANSAS RAZORBACKS (2-0)

Head Coach: Bret Bielema (Iowa '92)
 Record at Arkansas: 20-20 (4th Season)
 Overall Record: 88-44 (11th Season)

TEXAS STATE BOBCATS (1-0)

Head Coach: Everett Withers (Appalachian State '85)
 Record at Texas State: 1-0 (1st Season)
 Overall Record: 26-13 (4th Season)

▶ #RAZORFACTS

- Arkansas returns home Saturday to host Texas State of the Sun Belt Conference for a 6:39 p.m. CT kickoff at Donald W. Reynolds Razorback Stadium. The game will mark the first meeting between the two programs.

- Just over 12 hours removed from its third straight win on the road against a ranked opponent, Arkansas moved into the No. 24 spot in both the AP and Amway Coaches polls Sunday, marking the program's first ranking since the second week of 2015.

- The Razorbacks became just the second FBS team to pick up a top 25 road win this season when they used double-overtime to defeat former Southwest Conference rival and Big XII member No. 15 TCU by a 41-38 margin Saturday night in Fort Worth. The win snapped TCU's 14-game win streak at home, which was the third-longest in the nation.

- **HEAD COACH BRET BIELEMA** improved to 38-4 against non-conference opponents during the regular season over his 10-year head coaching career and 4-1 against Big XII opponents since taking over in 2013.

- The Razorbacks are now 12-6 all-time in overtime games and are tied with Tennessee for the most overtime wins by an SEC school.



QB AUSTIN ALLEN leads the SEC and is tied for the national lead in second half and overtime TD passes (4).

▶ FIVE KEY STORYLINES

- Arkansas has won four straight and eight of its last nine games dating back to last season, including road wins at No. 18 Ole Miss, No. 9 LSU and No. 15 TCU. The three road wins over ranked teams are tied with Alabama and Oklahoma for the most in the country since the start of the 2015 season.

- Through his first two games since suffering a season-ending neck injury against Auburn last year, **RB RAWLEIGH WILLIAMS III** has combined for 233 yards rushing, including a career-high 137 yards at No. 15 TCU (second career 100-yard game), and one TD. Williams is tied for the FBS lead in rushing attempts (52) with Georgia RB Nick Chubb. His 233 yards on the ground rank third in the SEC and 16th nationally.

- **QB AUSTIN ALLEN** completed 17 of 29 passes for 223 yards and three TDs through the air at No. 15 TCU. He led the Razorbacks to the tying score in the final two minutes of regulation, throwing a TD pass to **WR KEON HATCHER** and then catching the tying 2-point conversion from the receiver with 1:03 remaining. Allen later came through in the clutch during the second overtime, running in the game-winning TD from 5-yards out and completing his second game-winning drive in as many weeks.

- Arkansas leads the SEC and ranks 16th nationally in time of possession per game (34:54). The Razorbacks have led the SEC in time of possession each of the last two seasons. Bielema is 67-24 all-time when his team wins the time of possession battle. Arkansas has possessed the ball longer than its opponent in 12 of its last 16 contests. The Razorbacks ran the ball 43 times during the team's win at TCU, helping them finish with a 6-minute edge in time of possession.

- Last Saturday's game against No. 15 TCU marked Arkansas' second of nine contests against opponents who played in a bowl game last season. The Razorbacks have the 12th-toughest remaining schedule in college football per ESPN.com's College Football Power Index. Arkansas' 2016 opponents are 15-7 overall. Five of the Razorbacks' foes are unbeaten.

▶ 2016 SCHEDULE AND RESULTS



LOUISIANA TECH SEPT. 3 W, 21-20	AT NO. 15 TCU SEPT. 10 W, 41-38 (2OT)	TEXAS STATE SEPT. 17 6:39 P.M. CT SEC NETWORK ALT.	NO. 17 TEXAS A&M SEPT. 24 Arlington, Texas	ALCORN STATE OCT. 1 Little Rock, Ark.	NO. 1 ALABAMA OCT. 8	NO. 19 OLE MISS OCT. 15	AT AUBURN OCT. 22	NO. 23 FLORIDA NOV. 5	NO. 20 LSU NOV. 12	AT MISS. STATE NOV. 19	AT MISSOURI NOV. 25 1:30 P.M. CT CBS
--	--	--	---	--	--------------------------------	-----------------------------------	-----------------------------	---------------------------------	------------------------------	----------------------------------	--

▶ QUICK FACTS

HEAD COACH BRET BIELEMA

Alma Mater.....Iowa, 1992
 Career Record.....88-44 (11th Season)
 Record at Arkansas.....20-20 (4th Season)
 Bowl Appearances.....9

ASSISTANT COACHES

Sideline:

Dan Enos..... Offensive Coordinator/QBs
 Robb Smith..... Defensive Coordinator
 Kurt Anderson..... Offensive Line
 Vernon Hargreaves..... Linebackers
 Reggie Mitchell..... Running Backs
 Rory Segrest..... Defensive Line/Specialists
 Michael Smith..... Wide Receivers

Booth:

Barry Lunney Jr..... Tight Ends
 Paul Rhoads..... Defensive Backs

TEAM INFORMATION

2015 Overall Record.....8-5
 SEC Record (Finish).....5-3 (T-3rd West)
 Bowl Game.....W, 45-23 vs. Kansas State (Liberty Bowl)
 Home Record.....4-3
 Road Record.....3-1
 Neutral.....1-1
 Base Offense.....Multiple
 Base Defense.....4-3
 Lettermen Returning.....53 (22 O, 28 D, 3 S)
 Lettermen Lost.....22 (16 O, 6 D)
 Starters Returning.....16 (5 O, 9 D, 2 S)
 Starters Lost.....8 (6 O, 2 D)

TEAM HISTORY

First Season.....1894
 All-Time Record/Seasons.....704-480-40 (.591)/122
 All-Time Conf. Record/Seasons.....336-298-18 (.529)/102
 National Championships.....1, 1964
 Conference Championships.....13 (last: 1989)
 SEC West Championships.....4 (last: 2006)
 Bowl Appearances/Record.....41/15-23-3 (.402)
 Conference Affiliations.....SEC (1992-Pres.)
SWC (1915-1991)
 All-America Selections.....55 players, 64 times
 All-SEC (First Team Only).....43 players, 50 times
 All-SWC (First Team Only).....172 players, 236 times

STADIUM INFORMATION

Name.....Donald W. Reynolds Razorback Stadium
 Location.....Fayetteville, Ark.
 Field Name.....Frank Broyles Field
 Capacity.....72,000
 First Game.....Sept. 24, 1938
 Record at Stadium.....183-90-2 (.668)

Name.....War Memorial Stadium
 Location.....Little Rock, Ark.
 Capacity.....54,120
 First Game.....Sept. 18, 1948
 Record at Stadium.....149-60-4 (.709)

Name.....AT&T Stadium
 Location.....Arlington, Texas
 Capacity.....71,815
 First Game.....Oct. 3, 2009
 Record at Stadium.....4-2 (.667)

UNIVERSITY INFORMATION

Location.....Fayetteville, Ark.
 Enrollment.....26,754
 Founded.....1871
 Colors.....Cardinal and White
 Chancellor.....Dr. Joseph E. Steinmetz
 Athletics Director.....Jeff Long

▶ PLAYER QUICK NOTES

QUARTERBACKS

- **AUSTIN ALLEN's** four touchdown passes in the second half and overtime are tied for the most in the nation.
- Delivered three touchdown passes at No. 15 TCU in the second half and first OT before running in the game-winning TD.
- Orchestrated a fourth quarter touchdown drive to either tie or take the lead in each of the first two games.

RUNNING BACKS

- **RAWLEIGH WILLIAMS III** returned to his home state of Texas and rushed 28 times for 137 yards in a win over No. 15 TCU.
- Suffered a season-ending neck injury as a freshman and is now tied for the national lead with 52 rushes.
- One of four SEC running backs that has rushed for 90+ yards each of the first two weeks.

- **KODY WALKER** earned a sixth year of eligibility from the NCAA and SEC prior to the start of last season.
- Had six carries for 24 yards in the season opener, highlighted by a critical 4th and 1 first down run in the fourth quarter.
- Carried the ball 90 times for 394 yards and six touchdowns in 2015, which were each career season highs.

WIDE RECEIVERS

- **DREW MORGAN** leads Arkansas in receptions (11), yards (140) and first downs - figures rank T-3rd, 7th & T-1st in the SEC.
- Hauled in seven catches for 93 yards and a TD at No. 15 TCU.
- 59 of his 85 career receptions have resulted in a first down, including nine of 11 this season.

- **KEON HATCHER** extended his streak to 21 consecutive games with a reception for a first down, dating back to 2013.
- Just six receptions shy of 100 for his career.
- Posted team bests in receptions (6) and yards (86) in the season opener against Louisiana Tech.

- **DOMINIQUE REED** has a reception in both games along with two rushes for 18 yards at No. 15 TCU.
- Scored a touchdown in six straight games in 2015, including all four SEC road games.
- Ran for 20 or more yards after the catch on four of his six TD receptions.

- **JARED CORNELIUS** hauled in the first TD pass of the season from Austin Allen in the season opener.
- Has scored a TD in five of his last seven games with three coming through the air and two on the ground.
- Only SEC player and one of three players in the country with a 40-yard reception, 40-yard run and 40-yard punt return in 2015.

TIGHT ENDS

- **JEREMY SPRINKLE** is the only SEC tight end and one of three nationally with a TD catch in each of the first two weeks.
- Caught the eventual game-winning TD against LA Tech and has six TDs in his last five games, dating back to 2015.
- Led all SEC TEs with six receiving TDs in 2015 (tied for ninth among FBS TEs).

OFFENSIVE LINE

- **DAN SKIPPER** made his 36th straight start on the offensive line at No. 15 TCU.
- Blocked his sixth career kick with under 10 seconds left in the fourth quarter as TCU attempted the game-winning FG.
- Graded out a team-best 90 percent at TCU, helping pave the way for Williams (137 yards) and Allen (233 yards).

- **FRANK RAGNOW** made his second career start at center and 15th straight start on the offensive line at No. 15 TCU.
- Gave Allen a key push at the goal line on his 5-yard game-winning TD run in the second overtime at TCU.
- Started all 13 games at right guard in 2015.

DEFENSIVE LINE

- **DEATRICH WISE JR.** has at least a half-sack in each of the last six regular-season contests, totaling 8.5 during that stretch.
- Has 4.5 sacks in Arkansas' last three road wins vs. ranked opponents.
- Week 1 SEC Defensive Lineman of the Week (Career-high seven tackles and a half-sack vs. LA Tech).

- **JEREMIAH LEDBETTER** recorded at least a half-sack in four of his last six games, including each of the last two.
- Forced a fumble for the first time in his career at No. 15 TCU.
- Leads all SEC defensive linemen in tackles with 13, which ranks third on the team.

- **TAIWAN JOHNSON** has started 28 straight games.
- Had a QB hurry that forced an interception that was returned for a TD at No. 15 TCU.
- Has made at least a half-sack in six career games, including three of his last four.

LINEBACKERS

- **BROOKS ELLIS** gave Arkansas a 13-0 lead at No. 15 TCU in the second quarter when he took his fourth career INT 47 yards for a TD.
- Led Arkansas with 13 tackles, including eight solo, for his seventh career game with double-digit stops.
- Registered at least one tackle during eight of TCU's first nine drives and 10 of 15 for the game, including the overtimes.

- **DRE GREENLAW** ranks second on the team in tackles with 15.
- Is 1 of 5 SEC linebackers, along with Brooks Ellis, with an interception on the season.
- Has led the team in tackles in six of 15 games played.

DEFENSIVE BACKS

- **JARED COLLINS** has started 25 straight games.
- Has made at least two tackles in 32 of 39 career games played.
- Led team in pass breakups for the second straight season with nine in 2015, which tied for 11th in the SEC.

- **HENRE' TOLIVER** has started each of the last six contests dating back to last season.
- Fourth on the team in tackles with six at No. 15 TCU.
- Helped the Hogs shut out TCU in the first half with three tackles and a pass breakup.

- **JOSH LIDDELL** has totaled 31 tackles, including 1.0 for loss, and one interception during his last six games.
- Ranked sixth on the team in tackles in 2015 with 52 and tied for the team lead in interceptions with two.
- Has logged at least eight tackles three times during his career.



► RAWLEIGH WILLIAMS III'S TRIUMPHANT RETURN

• Through his first two games since suffering a season-ending neck injury against Auburn last year, **RB RAWLEIGH WILLIAMS III** has rushed for 233 yards and a TD. Williams is tied for the FBS lead in rushing attempts (52) with Georgia RB Nick Chubb. His 233 yards on the ground rank third in the SEC, 16th nationally, and lead all SEC sophomore RBs.

- In his home state, Williams set career highs in carries (28) and rushing yards (137) against No. 15 TCU.
- The 137 yards marked the second 100-yard rushing effort of his career. Each of his 100-yard efforts have come on the road. He first grounded out 100 yards on 14 attempts at Tennessee on Oct. 3, 2015.
- Williams is one of four RBs in the SEC to tally 90 or more yards rushing in each of the first two games of the 2016 season.
- Four of his five rushes on third down this season have resulted in a first down, which ties for second in the SEC.

WILLIAMS AMONG SEC RUNNING BACKS - 2016

Category	Stat	SEC Rank
Rushing Attempts	52	T-1
Rushing Yards	233	3
Rushing TDs	1	T-11
Rushing Attempts/Game	26.0	T-1
Rushing Yards/Game	116.5	3
100+ Yard Games	1	T-1
First Downs	12	T-3
10+ Yards	7	T-3
20+ Yards	2	T-3

► STONE COLD AUSTIN ALLEN

• **QB AUSTIN ALLEN** led Arkansas to a TD in each of its last three possessions in the double-overtime win at No. 15 TCU, delivering two TDs through the air before running in for the game-winning TD in the second overtime. All three TD passes and TD run came in the second half/overtime when he was 12-of-19 for 178 yards.

• Allen was 4-of-4 for 58 yards and a TD on the Razorbacks' 56-second game-tying drive in the fourth quarter. He threw a 16-yard TD pass to **WR KEON HATCHER** and then caught the tying 2-point conversion from the receiver with 1:03 remaining. He later connected with **TE JEREMY SPRINKLE** from 19-yards out in the first overtime. Allen finished the game 17-of-29 passing for 223 yards and three TDs.

• In each of his first two career starts, Allen has been lights out down the stretch, engineering game-winning drives in both contests. **Below is a look inside Allen's two game-winning drives:**

Opp	Date	Result	PASSING						RUSHING		
			Cmp	Att	Cmp %	Yds	TD	Int	Att	Yds	TD
LA Tech	9/3/16	W, 21-20	5	6	83.3	43	1	--	--	--	--
TCU	9/10/16	W, 41-38	1	1	100.0	4	--	--	1	5	1
Totals			6	7	85.7	47	1	--	1	5	1

• On the season, Allen has completed 37 of 58 passes for 414 yards and five touchdowns with two interceptions. The Fayetteville native leads the SEC in completion percentage (63.8). He also leads the SEC and is tied for the national lead in second half/overtime TD passes (4).

• Allen has a 173.8 QB rating in the second half/overtime, which is tied for third in the SEC, including a 165.2 rating in the fourth quarter, good for second in the conference.

ALLEN AMONG SEC QUARTERBACKS - 2016

Category	Stat	SEC Rank
Passing Attempts	58	5
Completions	37	5
Completion Percentage	63.8	1
Passing Yards	414	5
Yards/Attempt	7.1	9
TDs	5	4
Rating	145.3	8
Yards/Game	207.0	5

► 2016 RAZORBACK TRENDS

Overall	2-0
vs. SEC	0-0
Non-Conference	2-0
Home	1-0
Away	1-0
Neutral	0-0
Day Games	1-0
Night Games (6 p.m. start or later)	1-0
vs. Top 25 teams	1-0
TV games	2-0
on SEC Network	1-0
on ESPN	1-0
on ESPN2	0-0
on ESPNU	0-0
on CBS	0-0
on ABC	0-0

OFFENSE

When scoring first	1-0
When opponents score first	1-0
When leading at halftime	1-0
When trailing at halftime	0-0
When tied at halftime	1-0
When leading after third quarter	1-0
When trailing after third quarter	1-0
When tied after third quarter	0-0
In overtime games	1-0
When scoring less than 20 points	0-0
When scoring 20+ points	1-0
When scoring 30+ points	0-0
When scoring 40+ points	1-0
When allowing less than 20 points	0-0
When allowing 20+ points	1-0
When allowing 30+ points	1-0
When rushing for < 100 yards	0-0
When rushing for 100+ yards	2-0
When rushing for 200+ yards	0-0
When passing for 200+ yards	1-0
When passing for 250+ yards	0-0
When passing for 300+ yards	0-0
When totaling < 300 yds total offense	1-0
When gaining 300+ yds total offense	1-0

DEFENSE

When allowing < 100 yds rushing	1-0
When allowing 100+ yds rushing	1-0
When allowing 200+ yds rushing	0-0
When allowing < 200 yds passing	0-0
When allowing 200+ yards passing	2-0
When allowing 250+ yards passing	1-0
When allowing 300+ yards passing	1-0
When allowing < 300 yds total offense	1-0
When allowing 300+ yds total offense	1-0
When having a 100-yard rusher	1-0
When opp. have a 100-yard rusher	0-0
When having no turnovers	1-0
When having less than 3 turnovers	2-0
When having 3 or more turnovers	0-0
When having no takeaways	0-0
When having < 3 takeaways	2-0
When having 3 or more takeaways	0-0
When having more than 30:00 TOP	2-0
When having less than 30:00 TOP	0-0

► **TOUCHDOWN MACHINE**

• A John Mackey Award candidate, **TE JEREMY SPRINKLE** tied consensus first-team All-American and 2015 Mackey Award winner Hunter Henry for second in program history in TD catches among tight ends when he hauled in a 19-yard scoring strike during the first overtime of Arkansas' win at No. 15 TCU. He is one TD catch away from tying former Arkansas **TE D.J. Williams'** school record (10).

• Sprinkle now has a TD reception in each of his last three games and has totaled six TDs through his last five games, dating back to 2015. His two TD catches this season are tied for second in the SEC and lead all SEC tight ends. He is the only SEC tight end and one of three in the FBS with a TD catch in each of the first two weeks.

• 26 of Sprinkle's last 34 receptions have resulted in either a first down or a touchdown, dating back to last season. Additionally, 20 of those receptions have gone for at least 10 yards, including eight for 20 yards or more.

• Last season, Sprinkle caught 27 passes for 389 yards and led all SEC TEs with six TD catches, good for a tie for ninth among FBS TEs. All six of Sprinkle's scoring grabs came during the final seven games of the season. Against Mississippi State, Sprinkle equaled the program single-game record and tied for the most touchdowns by an FBS tight end in 2015 with three.

► **SKIPPER COMES IN CLUTCH**

• **OL DAN SKIPPER** used his 6-10, 319-pound frame to block No. 15 TCU's 28-yard field goal try with 10 seconds remaining, sending the game into OT.

• The blocked kick was the sixth of Skipper's career and the first by an FBS team in the fourth quarter of a tie game against a ranked opponent since Georgia Tech in 2015 against Florida State.

• Skipper also graded out a team-best 90 percent against TCU, helping pave the way for **RB RAWLEIGH WILLIAMS III** to run for 137 yards and **QB AUSTIN ALLEN** to throw for 233 yards.

► **THE ENOS EFFECT**

• Arkansas has put together 700 yards of total offense through two games this season, including 403 at No. 15 TCU. The Razorbacks also scored 41 points last Saturday and have now produced 40 or more points in seven of their last nine games.

• In 2015, **DAN ENOS'** first season at the helm of the offense, Arkansas threw for 3,000 yards and rushed for 2,000 yards for the first time in the same season.

• The Razorbacks totaled 467 points last season, which were the most in a single season since 2011 (478), while 305 first downs were a school record. Additionally, Arkansas led the SEC with 34.4 points per conference game.

• Arkansas averaged 46.3 points over the last seven games of the season, nearly 10 points more than any other SEC program over its final seven contests. The Razorbacks also scored 50+ points four times over the final six regular season games, breaking the previous program single-season record of three set in 1910, 1916 and 2007.

ARKANSAS' OFFENSIVE PRODUCTION - LAST TWO SEASONS

2015 (SEC Rank)	Category	2014 (SEC Rank)
465.5 (2)	Total Offense	406.0 (8)
35.9 (2)	Scoring Offense	31.9 (7)
268.2 (3)	Passing Offense	188.0 (11)
197.3 (4)	Rushing Offense	218.0 (5)
6,051 (3)	Total Yards	5,278 (8)
6.83 (2)	Yards/Play	5.76 (8)
305 (3)	First Downs	288 (7)

► **10+ YARD PLAYS**

• One of the keys to Arkansas' success on offense is its ability to produce plays that result in 10 or more yards from the line of scrimmage. The Razorbacks have manufactured 31 plays that gained at least 10 yards this season, good for fourth in the SEC.

• Last season the Razorbacks were able to rip off 209 plays of 10 or more yards, which ranked fourth in the SEC and were its most since leading the SEC in 2011 with 217

► **GOING FOR TWO**

• Needing a successful two-point conversion to tie the game late in the fourth quarter against No. 15 TCU, the Razorbacks relied on some trickery to complete the conversion, using a double-reverse before **WR KEON HATCHER** found quarterback **QB AUSTIN ALLEN** in the end zone.

• Since the hiring of **OC DAN ENOS**, Arkansas has been successful on all five of its two-point conversion attempts over the last two years.

• The Razorbacks successfully converted four two-point conversions in 2015, which was the most in the SEC and second highest total in the nation.

• Arkansas is tied with Temple for the most successful two-point conversions since 2015.

• Each of the Razorbacks' last two two-point conversions were similar plays that involved a receiver throwing to the quarterback for the score. Last season against Mississippi State, **WR JARED CORNELIUS** threw a pass into the hands of then **QB BRANDON ALLEN**.

► **FOUR-DOWN TERRITORY**

• **COACH BIELEMA** didn't shy away from going for it on fourth down in Arkansas' season-opening win against Louisiana Tech. The Razorbacks went a perfect 3 of 3 on fourth down, highlighted by **QB AUSTIN ALLEN'S** eventual game-winning touchdown pass to **TE JEREMY SPRINKLE** with 6:37 left in the fourth quarter.

• Arkansas is one of 10 FBS teams to convert on 100 percent of its fourth-down attempts during the first two weeks (minimum of three attempts) and was one of five teams to convert three fourth downs in its first game.

• Allen went 2 of 2 on fourth down for 22 yards in the season opener.

• Arkansas has converted four straight fourth-down attempts and 11 of its last 14, dating back to last season.

• Arkansas has at least one fourth down attempt in 33 of 40 games (34 of 58) under Coach Bielema.

► **BIG GAME BAKER**

• **P TOBY BAKER** punted six times for an average of 50.7 with only two punts returned at No. 15 TCU. The Ray Guy Award candidate pushed his streak of consecutive punts over 50 yards to seven after his first five punts all went over 50 yards.

• He broke his career-long twice in the season opener and did it again at TCU with a career-long 59 yard punt in the first quarter.

• His seven punts of 50+ yards in the first two games are one more than his career total entering the year and are tied for second-most in the FBS.

• His only punt under 50 yards came in the fourth quarter when he angled the kick out of bounds away from the returner.

• Baker ranks fourth in the nation and tops in the SEC with a 49.4 average on the season and has placed a punt inside the 20 in 11 of his last 12 games dating back to last season.



► **ELLIS-GREENLAW TACKLING DUO**

• The linebacker duo of **BROOKS ELLIS** and **DRE GREENLAW** has combined for 231 tackles (107 solo), 14.5 tackles for loss, 2.5 sacks, six QB hurries, three interceptions, two forced fumbles and two fumble recoveries through the last 15 games.

• A Butkus Award candidate, **LB BROOKS ELLIS** is Arkansas' leading tackler with 19 after totaling a team-high 102 last season. For the seventh time in his career, Ellis tallied double-digit tackles as he registered a team-best 13, a career-best 3.0 tackles for loss and an interception returned for a TD at No. 15 TCU. The 13 tackles were the most by Ellis since registering 15 against Mississippi State on Nov. 21, 2015. Ellis' 3.0 tackles for loss against TCU were the most by a Razorback since **DB JARED COLLINS** had 3.0 against UAB on Oct. 25, 2014. It was his fourth career interception, which is tied for Arkansas' active career lead, and was the first interception return for a TD by a Razorback since former **DB ROHAN GAINES** (100 yards) against Ole Miss on Nov. 22, 2014. Ellis ranks third in the SEC in tackles (19) this season and is tied for fourth in tackles for loss (3.0).

• Greenlaw tied for the team lead in tackles (7) and made his first career interception in the Razorbacks' season opener against Louisiana Tech. At No. 15 TCU, he recovered a fumble, forced by **DL JEREMIAH LEDBETTER**, for the first time in his career.

• Ellis and Greenlaw are the only linebacker pair in the SEC to each record an interception this season.

• Ellis or Greenlaw has paced the Razorbacks in tackles in 11 of the last 13 contests, dating back to last season (Greenlaw: 6, Ellis: 5). **Below is a list of games that either Ellis or Greenlaw led the team in tackles:**

Opponent	Date	Player	Tackles
Texas Tech	9/19/15	Ellis	12
Texas A&M	9/26/15	Greenlaw	5
at Tennessee	10/3/15	Greenlaw	10
at Alabama	10/10/15	Ellis	15
Auburn	10/24/15	Greenlaw	16
UT Martin	10/31/15	Greenlaw	10
at LSU	11/14/15	Greenlaw	12
Miss. State	11/21/15	Ellis	15
Missouri	11/27/15	Ellis/Beanum	6
Louisiana Tech	9/3/16	Greenlaw/3 others	7
at TCU	9/10/16	Ellis	13

► **PROTECTING THE QB**

• The Razorback offensive line led the SEC in fewest sacks allowed (14.0) in 2015 for the third straight year. Arkansas was also one of only 13 teams nationally that allowed 14.0 or fewer sacks. The Razorbacks have not allowed a sack in 15 of 40 games played under Bielema.

SEC LEADERS IN FEWEST SACKS ALLOWED - LAST FOUR SEASONS

Rank	Team	2016	2015	2014	2013	Total
1	Arkansas	5.0	14.0	14.0	8.0	41
2	Auburn	5.0	19.0	15.0	18.0	57
3	Georgia	5.0	15.0	17.0	22.0	59
4	Alabama	5.0	26.0	16.0	17.0	64
5	LSU	3.0	17.0	25.0	25.0	70

► **MR. VERSATILE**

• **WR JARED CORNELIUS** continued his scoring ways against Louisiana Tech as he hauled in the first TD pass of the season from 13-yards out in the second quarter.

• Cornelius has scored a TD in five of his last seven games with three coming through the air and two on the ground. He was also the only SEC player and one of three players in the country with a 40-yard reception, 40-yard run and 40-yard punt return in 2015.

► **MORGAN AMONG SEC ELITE**

• With a team-high seven catches for 93 yards and one TD in Arkansas' win at No. 15 TCU, including a key 24-yard grab for a first down on the game-tying drive in the fourth quarter, **WR DREW MORGAN** continues to show why he has been one of the Razorbacks' most reliable targets over the last two years.

• Though he began last season as Arkansas' No. 3 or No. 4 wide receiver, Morgan took advantage of injuries and increased playing time to become one of the SEC's best wide receivers.

• Morgan tallied three 100-yard receiving games in 2015, all against SEC opponents, and became the first Razorback to accomplish that feat since Jarius Wright in 2011.

• Morgan led the SEC in TD catches during the regular season (10) and in league games (8). In four of his last six SEC games, Morgan hauled in a TD pass, including three at Ole Miss to go along with his 100+ yard performance. The three TD catches in the Hogs' thrilling OT victory against the Rebels tied for the most in an SEC game during the 2015 season.

• Morgan ended his junior campaign with a TD reception in five of eight conference contests and as only the fourth player in school history to haul in double-digit TD passes during a single season.

• Morgan entered 2016 as the only returning wide receiver with double-digit scores from a year ago and one of five SEC WRs with 60+ receptions last season to return in 2016.

► **MORGAN + REED = A DANGEROUS DUO**

• In the Razorbacks' 53-52 win in OT at Ole Miss last season, **WR DREW MORGAN** (nine receptions, 122 yards and three TDs) and **WR DOMINIQUE REED** (seven receptions, 105 yards and two TDs) led an offense that totaled a season-high 605 yards. The duo became the first pair of Arkansas receivers to each post 100 receiving yards in a game since Sept. 1, 2012.

• Morgan and Reed finished the 2015 season with a combined 1,378 yards through the air, including all four of the WR corps' 100-yard games. The pair also combined for 16 receiving TDs, good for second in the SEC among WR duos. **Below is a look at the top WR TD receiving duos in the SEC in 2015:**

Rank	WR Duo	Team	TD
1	Laquon Treadwell/Quincy Adebeyejo	Ole Miss	18
2	Drew Morgan/Dominique Reed	Arkansas	16
3	De'Runya Wilson/Fred Ross	Miss. State	15
T-4	Calvin Ridley/Richard Mullaney	Alabama	12
T-4	Christian Kirk/Josh Reynolds	Texas A&M	12

▶ RAZORBACKS IN THE NFL

#PRHOGS

Name	Pos	NFL Team	Experience
Brandon Allen	QB	Jacksonville Jaguars	R
Alvin Bailey	OL	Cleveland Browns	4
Alex Collins	RB	Seattle Seahawks	R
Knile Davis	RB	Kansas City Chiefs	4
AJ Derby	TE	New England Patriots	2
Trey Flowers	DL	New England Patriots	2
Brett Goode	LS	Green Bay Packers	9
Chris Gragg*	TE	Buffalo Bills	4
Cobi Hamilton ^	WR	Pittsburgh Steelers	1
Hunter Henry	TE	San Diego Chargers	R
Javonte Herndon*	WR	San Diego Chargers	2
Denver Kirkland ^	OL	Oakland Raiders	R
Mitchell Loewen**	DE	New Orleans Saints	R
Ryan Mallett	QB	Baltimore Ravens	6
Darren McFadden**	RB	Dallas Cowboys	8
Jason Peters	OL	Philadelphia Eagles	13
Darius Philon	DL	San Diego Chargers	2
Chris Smith	DE	Jacksonville Jaguars	3
Martrell Spaight	LB	Washington Redskins	2
Travis Swanson	OL	Detroit Lions	3
Robert Thomas	DT	New York Giants	1
Sebastian Tretola	OL	Tennessee Titans	R
Jonathan Williams	RB	Buffalo Bills	R
Jarius Wright	WR	Minnesota Vikings	5

* Reserve/Injured

** Reserve/Non-Football Injury

^ on practice squad

▶ ARKANSAS ACTIVE CAREER LEADERS

PASSING YARDS

Austin Allen602 (46 of 77)

RUSHING YARDS

Kody Walker687 (161 attempts)
Rawleigh Williams III487 (108 attempts)

RECEIVING YARDS

Keon Hatcher1,231 (94 receptions)
Drew Morgan1,164 (85 receptions)
Jared Cornelius635 (45 receptions)
Jeremy Sprinkle618 (44 receptions)
Dominique Reed552 (30 receptions)

TOUCHDOWNS

Kody Walker13 (13 rushing)
Keon Hatcher13 (12 receiving, 1 rushing)
Drew Morgan12 (12 receiving)
Jeremy Sprinkle9 (9 receiving)
Jared Cornelius8 (6 receiving, 2 rushing)

TACKLES

Brooks Ellis226 (96 solo, 130 assist)

TACKLES FOR LOSS

Deatrich Wise Jr.19.0 (126 yards)
Brooks Ellis15.5 (42 yards)
Taiwan Johnson.....14.0 (66 yards)

SACKS

Deatrich Wise Jr.14.5 (112 yards)

INTERCEPTIONS

DJ Dean4 (9 yards)
Brooks Ellis4 (138 yards)
Henre' Toliver.....3 (58 yards)

▶ NEW HIRES

• **COACH BIELEMA** made three additions to his coaching staff following the 2015 season.

• **PAUL RHOADS** joins the staff as defensive backs coach after spending the last 16 years as either a head coach or defensive coordinator at Iowa State, Pittsburgh and Auburn, including the last seven seasons as Iowa State's head coach.

• **KURT ANDERSON** comes to Fayetteville to coach the offensive line after spending the last three years with the Buffalo Bills as assistant offensive line coach. In 2015, the Bills led the NFL in rush yards per game (152.0) and yards per rush (4.8), and were fifth in the AFC in total offense (360.9).

• **REGGIE MITCHELL** enters his first season at Arkansas as running backs coach. A coaching veteran with over 30 years of experience, Mitchell spent the last six seasons at Kansas where he was the running backs coach and the program's recruiting coordinator the last two years. Over his career, Mitchell has coached or recruited 33 players that have been selected in the NFL Draft, including six first round picks.

▶ 2016 CAPTAINS UNVEILED

• Following practice on Aug. 25, **COACH BIELEMA** announced **LB BROOKS ELLIS, OL DAN SKIPPER, RB KODY WALKER** and **DL DEATRICH WISE JR.**, as the team's 2016 captains. The captains were voted on by their teammates. **Below is a look at Arkansas' team captains under Bielema for the previous three seasons:**

2016: LB Brooks Ellis, OL Dan Skipper, RB Kody Walker, DL Deatrich Wise Jr.

2015: QB Brandon Allen, LB Brooks Ellis, RB Jonathan Williams, DL JaMichael Winston

2014: QB Brandon Allen, OL Brey Cook, DL Trey Flowers, DB Alan Turner

2013: FB Kiero Small, DL Chris Smith, OL Travis Swanson, DL Robert Thomas

▶ THE ULTIMATE GOAL

• This fall, Razorbacks who've graduated from the University and earned a degree but are still competing for their respective teams in their final year of NCAA eligibility will be honored with a special patch on their jersey that brings to light their academic achievement on a national stage. An initiative championed by Vice Chancellor and Director of Athletics Jeff Long, the new patch will feature the traditional red and white SEC logo with a "stole" wrapping underneath it emblazoned with the all-important word, "Graduate."

• Nine Arkansas football players will don the patch on their jersey this season: **DB JARED COLLINS, WR KEON HATCHER, WR CODY HOLLISTER, K ADAM MCFAIN, OL JAKE RAULERSON, TE JEREMY SPRINKLE, RB KODY WALKER, DL JAMICHAEL WINSTON** and **DL DEATRICH WISE JR.**

• Arkansas is one of 13 FBS programs with nine or more student-athletes on its roster that have already graduated, which is tied for the most in the SEC with Alabama.

▶ MAKING THE GRADE

• **COACH BIELEMA'S** recruitment philosophy of building a program with "uncommon" men has yielded record-setting results in the classroom.

• Arkansas posted a 2.94 team GPA in the spring of 2015, the highest recorded mark on record.

• Helping build the record-setting team GPA were 40 student-athletes on the Southeastern Conference (SEC) Fall Academic Honor Roll, good for the most in the conference.

• During Bielema's three seasons, Arkansas leads the SEC with 100 student-athletes on the SEC Fall Academic Honor Roll, while the 40 honorees in 2015 is the most by one school since he joined the league.





► MISCELLANEOUS OFFENSIVE STATS

GAMES WITH A RECEPTION

Player	'13	'14	'15	'16	Career
Austin Cantrell	--	--	--	2	2
Jared Cornelius	--	8	8	2	18
Keon Hatcher	8	13	2	2	26
Cody Hollister	--	7	1	--	8
Hayden Johnson	--	--	--	1	1
Damon Mitchell	--	0	3	--	3
Drew Morgan	0	7	13	2	22
Dominique Reed	--	--	10	2	12
Jeremy Sprinkle	3	7	10	2	22
Kody Walker	0	1	1	--	3
Rawleigh Williams III	--	--	4	1	5

5+ RECEPTIONS

Player	'13	'14	'15	'16	Career
Jared Cornelius	--	0	1	--	1
Keon Hatcher	1	3	2	1	7
Drew Morgan	0	0	7	2	9
Dominique Reed	--	--	1	--	1
Jeremy Sprinkle	--	--	1	--	1

20+ YARD RECEPTION

Player	'13	'14	'15	'16	Career
Jared Cornelius	--	2	6	--	8
Keon Hatcher	5	6	3	--	14
Cody Hollister	--	0	1	--	1
Damon Mitchell	--	0	1	--	1
Drew Morgan	0	4	12	2	18
Dominique Reed	--	--	8	--	8
Jeremy Sprinkle	1	0	7	1	9

40+ YARD RECEPTION

Player	'13	'14	'15	'16	Career
Jared Cornelius	--	0	1	--	1
Keon Hatcher	1	2	0	--	3
Damon Mitchell	--	0	1	--	1
Drew Morgan	--	1	1	--	2
Dominique Reed	--	--	3	--	3
Jeremy Sprinkle	1	0	2	--	3

FIRST DOWN RECEPTIONS

Player	'13	'14	'15	'16	Career
Jared Cornelius	--	11	20	2	33
Keon Hatcher	19	28	10	5	63
Cody Hollister	--	6	3	--	9
Hayden Johnson	--	--	--	1	1
Drew Morgan	--	7	43	9	59
Damon Mitchell	--	0	4	--	4
Dominique Reed	--	--	21	1	22
Jeremy Sprinkle	2	4	17	4	27
Kody Walker	0	1	0	--	1
Rawleigh Williams III	--	--	1	1	2

100 YARDS RECEIVING

Player	'13	'14	'15	'16	Career
Drew Morgan	--	0	3	--	3
Keon Hatcher	0	1	1	--	2
Dominique Reed	--	--	1	--	1

GAMES WITH A RECEIVING TD

Player	'13	'14	'15	'16	Career
Jared Cornelius	--	2	3	1	6
Keon Hatcher	2	6	1	1	11
Cody Hollister	--	1	0	--	1
Damon Mitchell	--	0	1	--	1
Drew Morgan	--	1	7	1	9
Dominique Reed	--	--	5	--	5
Jeremy Sprinkle	0	1	4	2	7

WR DREW MORGAN'S is tied for the SEC lead with nine receptions for first downs and is second in total receptions (12).



GAMES WITH MULTIPLE RECEIVING TDS

Player	'13	'14	'15	'16	Career
Keon Hatcher	0	0	1	--	1
Drew Morgan	0	0	2	--	2
Dominique Reed	--	--	1	--	1
Jeremy Sprinkle	0	0	1	--	1

10+ YARD RUNS

Player	'13	'14	'15	'16	Career
Jared Cornelius	--	1	3	--	4
Keon Hatcher	4	2	0	--	6
Damon Mitchell	--	4	1	--	5
Dominique Reed	--	--	1	1	2
Kody Walker	2	2	9	--	13
Rawleigh Williams III	--	--	5	7	12

20+ YARD RUNS

Player	'13	'14	'15	'16	Career
Jared Cornelius	--	0	1	--	1
Keon Hatcher	1	1	0	--	2
Kody Walker	0	0	3	--	3
Rawleigh Williams III	--	--	1	2	3

RUSHING FIRST DOWNS

Player	'13	'14	'15	'16	Career
Austin Allen	--	3	0	1	4
Jared Cornelius	--	1	3	1	5
Juan Day	--	--	1	--	1
Keon Hatcher	4	2	0	--	6
Damon Mitchell	--	5	1	--	6
Dominique Reed	--	--	1	1	2
Kody Walker	2	1	22	2	30
Rawleigh Williams III	--	--	10	12	22

100 YARDS RUSHING

Player	'13	'14	'15	'16	Career
Rawleigh Williams III	--	--	1	1	2

GAMES WITH A RUSHING TD

Player	'13	'14	'15	'16	Career
Austin Allen	--	1	0	1	2
Jared Cornelius	--	0	2	--	2
Keon Hatcher	0	1	0	--	1
Damon Mitchell	--	0	1	--	1
Dominique Reed	--	--	1	--	1
Kody Walker	0	1	5	--	8
Rawleigh Williams III	--	--	1	1	2

GAMES WITH MULTIPLE RUSHING TDS

Player	'13	'14	'15	'16	Career
Kody Walker	0	0	1	--	3

► **A WISE HOG**

• The SEC Defensive Lineman of the Week for Week 1, **DL DEATRICH WISE JR.** recorded a sack during No. 15 TCU's first drive of the second half last Saturday and now has 8.5 sacks through his last seven games, including at least a half-sack in each of his last six regular-season contests.

• Against Louisiana Tech, Wise helped halt what would be the Bulldogs' final drive of the game during the fourth quarter Saturday, combining for a 10-yard sack with fellow **DL JEREMIAH LEDBETTER** to force a punt that allowed Arkansas to run out the clock for the win. He also tied for the team lead and equaled a career high with seven tackles, good for a tie for second among SEC defensive linemen during the first week.

• Wise tallied 31 tackles - including 10.5 for loss - and eight sacks in 13 games played last season. All eight of his sacks came during SEC play, which led the league in that category.

• Wise was especially dominant during the month of November last season as he recorded seven sacks through the final four regular-season contests, a figure that paced the SEC and ranked second nationally during that stretch.

• The Carrollton, Texas, native has recorded 11 of his 14.5 career sacks against SEC opponents, including at least a half-sack in six of the last nine conference games he's played in. **Wise currently ranks fifth among the SEC's active career sack leaders:**

Rank	Player	Team	Pos.	Career Sacks
1	Myles Garrett	Texas A&M	DL	25.0
2	Jonathan Allen	Alabama	DL	21.0
3	Derek Barnett	Tennessee	DL	20.0
4	Marquis Haynes	Ole Miss	DL	18.5
5	Deatrich Wise Jr.	Arkansas	DL	14.5

► **STUFFING THE RUN**

• Arkansas' run defense has picked up right where it left off last season as it has held each of its two opponents this season below their season rushing average.

• The Razorbacks have ranked second in the SEC in rushing defense each of the last two seasons. In 2015, Arkansas allowed only 116.5 rushing yards per game, good for 12th nationally, despite playing some of the better rushing offenses in the country. **The Razorbacks have held 14 of their last 15 opponents below their season rushing average dating back to 2015:**

Opponent	RuYds All.	Rush YPG	Difference
UTEP	58	147.3	-89.3
Toledo	81	207.9	-126.9
Texas Tech	171	191.3	-20.3
vs. Texas A&M	65	171.7	-104.1
at Tennessee	133	223.7	-90.7
at Alabama	134	199.9	-65.9
Auburn	162	196.3	-34.3
UT Martin	139	163.2	-24.2
Ole Miss	222	183.1	38.9
LSU	59	257.42	-198.4
Mississippi St.	123	144.1	-21.1
Missouri	88	115.4	-27.4
Kansas State	79	157.7	-78.7
Louisiana Tech	79	144.0	-65.0
TCU	195	209.0	-14.0
Total	119.2	180.8	-61.6

• Additionally, Arkansas' defense did not allow a running back to rush for more than 100 yards in regulation last season. Most notably, the Razorbacks held both LSU's Leonard Fournette (91) and Heisman Trophy winner Derrick Henry (95) of national champion Alabama below 100 yards rushing. The nation's two leading rushers averaged 162.8 and 147.9 yards respectively.

► **28-POINT MARK UNDER ROBB SMITH**

• Arkansas has held its opponent to 28 points or less in 20 of 28 games played under defensive coordinator Robb Smith. The Razorbacks are 14-6 when allowing 28 points or less since Smith joined the program prior to the 2014 season.

► **MISCELLANEOUS DEFENSIVE STATS**

DOUBLE-DIGIT TACKLES

Player	'13	'14	'15	'16	Career
Jared Collins	0	1	0	--	1
Brooks Ellis	2	1	3	1	7
Dre Greenlaw	--	--	4	--	4
Kevin Richardson	--	0	2	--	2
Josh Williams	--	1	0	--	1

TEAM LEADER IN TACKLES

Player	'13	'14	'15	'16	Career
Tevin Benum	--	0	1	--	1
Brooks Ellis	0	0	4	1	5
Dre Greenlaw	--	--	5	1	6
Jeremiah Ledbetter	--	--	1	--	1
Josh Liddell	--	0	1	--	1
Santos Ramirez	--	--	0	1	1
Kevin Richardson	--	0	2	1	3
Henre' Tolliver	--	0	1	--	1
Josh Williams	--	1	0	--	1
Deatrich Wise	0	0	0	1	1

GAMES WITH A SACK (Half sacks included)

Player	'13	'14	'15	'16	Career
McTelvin Agim	--	--	--	1	1
Tevin Benum	--	0	3	--	3
Jared Collins	0	1	0	--	1
DJ Dean	0	0	1	--	1
Brooks Ellis	1	1	2	--	4
Dre Greenlaw	--	--	1	--	1
Taiwan Johnson	0	3	2	1	6
Jeremiah Ledbetter	--	--	3	2	5
Brandon Lewis	1	0	0	--	1
Randy Ramsey	--	0	--	2	2
Karl Roesler	--	--	1	--	1
Henre' Tolliver	--	1	0	--	1
Josh Williams	--	1	0	--	1
Deatrich Wise	4	2	5	2	14

MULTIPLE SACKS (1.5 sacks or more)

Player	'13	'14	'15	'16	Career
Taiwan Johnson	0	1	0	--	1
Deatrich Wise	0	1	2	--	3



DEATRICH WISE JR. extended his streak of regular season games with at least a half-sack to six at TCU. Wise has 4.5 sacks in Arkansas' last three road wins vs. ranked opponents.



▶ 2016 TEAM STATS COMPARISON

CATEGORY	ARKANSAS	TEXAS STATE
Scoring Offense	31.0	56.0
Total Offense	350.0	546.0
Rushing Offense	143.0	106.0
Passing Offense	207.0	440.0
Scoring Defense	29.0	54.0
Total Defense	431.5	630.0
Pass Defense	294.5	393.0
Rushing Defense	137.0	237.0
Kickoff Return Avg.	19.83	18.83
Punt Return Avg.	11.67	9.00
Time of Possession	34:54	26:32
3rd Down Conv. Pct:	35.7%	36.8%
Opp. 3rd-D Conv. Pct:	56.7%	36.4%
TO Margin	0.50	-1.00
Net Punting	42.20	36.38
Fumbles Recovered	1	2
Passes Intercepted	2	0
Fumbles Lost	0	1
Turnovers Gained	3	2
Turnovers Lost	2	3
Passing Efficiency	145.30	161.54
Pass Efficiency Defense	116.60	161.33
Fewest Penalties	9	6
Fewest Yards Penalized	80	55
Sacks	3.00	0
Sacks Allowed	2.50	6.00
Tackles for Loss	5.0	4.0
First Downs	41	29
First Downs Allowed	41	25
Red Zone Offense	0.818	1.000
Red Zone Defense	.900	.833

▶ 2015 CONFERENCE (NCAA) RANKS

CATEGORY	ARKANSAS	TEXAS STATE
Scoring Offense	8 (68)	1 (6)
Total Offense	9 (97)	1 (18)
Rushing Offense	11 (89)	8 (109)
Passing Offense	7 (83)	1 (4)
Scoring Defense	12 (86)	11 (128)
Total Defense	11 (98)	10 (127)
Pass Defense	14 (109)	11 (126)
Rushing Defense	8 (63)	6 (133)
Kickoff Return Avg.	10 (79)	6 (90)
Punt Return Avg.	4 (33)	5 (50)
Time of Possession	1 (16)	8 (104)
3rd Down Conv. Pct:	10 (92)	6 (85)
Opp. 3rd-D Conv. Pct:	13 (124)	4 (63)
TO Margin	5 (37)	10 (88)
Net Punting	5 (24)	8 (82)
Fumbles Recovered	3 (49)	2 (26)
Passes Intercepted	7 (37)	--
Fumbles Lost	1 (1)	6 (35)
Turnovers Gained	8 (56)	6 (77)
Turnovers Lost	4 (29)	7 (53)
Passing Efficiency	5 (25)	2 (30)
Pass Efficiency Defense	8 (54)	9 (114)
Fewest Penalties	2 (22)	1 (9)
Fewest Yards Penalized	2 (25)	1 (9)
Sacks	5 (28)	--
Sacks Allowed	9 (83)	11 (126)
Tackles for Losses	10 (89)	10 (109)
First Downs	8 (69)	9 (115)
First Downs Allowed	11 (78)	1 (18)
Red Zone Offense	7 (79)	1 (1)
Red Zone Defense	10 (82)	5 (49)

▶ GETTING TO KNOW: TEXAS STATE

▶ BOBCATS WIN SHOOTOUT AT OHIO

• Texas State put up 546 yards of offense, 440 through the air to outlast Ohio, 56-54, in triple overtime during the first week of the season.

• The Bobcats set a school record with their 440 yards passing. Quarterback Tyler Jones set an individual single game record when he completed 40 of 55 passes and tied another school record with 418 yards passing of his own.

• Jones was also responsible for six touchdowns in the game, four passing, one rushing, and one receiving. His 22-yard TD reception was the decisive score in the third overtime.

• With his performance, Jones was named one of eight Manning Award Stars of the Week.

▶ TEXAS STATE QUICK FACTS

• Head coach Everett Withers is in his first season as head coach for Texas State

• Withers served two seasons at James Madison, compiling a 25-13 record. He has also had coaching stops at North Carolina, Minnesota, Ohio State, Texas, and in the NFL with the Tennessee Titans.

• Texas State returns 38 lettermen in 2016, 14 of which were starters.

• Texas State went 3-9 a year ago and is beginning its fifth season as an FBS program, fourth in the Sun Belt Conference. The program spent 2012 as a member of the Western Athletic Conference (WAC).

▶ ON THIS DATE: SEPT. 17

Year	Opponent	Result	Score
1977	No. 15 Oklahoma St.+	W	28-6
1983	New Mexico+	W	17-6
1988	Ole Miss+	W	21-13
1994	No. 12 Alabama	L	13-6
2005	at No. 1 Southern Cal	L	70-17
2011	Troy	W	38-28

+ - Little Rock

• In 1977, Lou Holtz was coaching his second game of his Razorback head coaching career when he guided an unranked Arkansas team to a 28-6 upset over No. 15 Oklahoma State in Little Rock.

• Arkansas' eight point win over Ole Miss in 1988 was one of 10 wins that Ken Hatfield had to open the year. The Hogs finished 10-2 that season with a perfect SWC record and a berth in the Cotton Bowl.

HEAD COACH BRET BIELEMA

► THE COACH B FILE

COACHING HISTORY

2013-Pres.	Arkansas (Head Coach)
2006-12	Wisconsin (Head Coach)
2004-05	Wisconsin (Def. Coord./Linebackers)
2002-03	Kansas State (Co-Def. Coord./LB)
1996-2001	Iowa (Linebackers)
1994-95	Iowa (Graduate Assistant)

PLAYING HISTORY

1989-92	Iowa (Defensive Tackle)
---------	-------------------------

POSTSEASON EXPERIENCE

HEAD COACH

Arkansas	2016 Liberty Bowl
	2014 Texas Bowl
Wisconsin	2013 Rose Bowl
	2012 Rose Bowl
	2011 Rose Bowl
	2009 Champs Sports Bowl
	2008 Champs Sports Bowl
	2008 Outback Bowl
	2007 Capital One Bowl

ASSISTANT COACH

Wisconsin	2006 Capital One Bowl
	2005 Outback Bowl
Kansas State	2004 Fiesta Bowl
	2002 Holiday Bowl
Iowa	2001 Alamo Bowl
	1997 Sun Bowl
	1996 Alamo Bowl
	1995 Sun Bowl

PLAYER

Iowa	1991 Rose Bowl
	1991 Holiday Bowl

► BY THE NUMBERS

103

Coach Bielema has had **103** 100-yard rushers over his 10 seasons as a head coach at Arkansas and Wisconsin.

100

During coach Bielema's 3 years at Arkansas, a league-high **100** Razorbacks have earned a spot on the SEC Fall Academic Honor Roll.

19

A former walk-on at Iowa, coach Bielema has awarded **19** scholarships to walk-ons at Arkansas since 2013.

14

14 Razorbacks have been selected in the NFL Draft over the last three years, good for fourth-most in the SEC over that span.

2

In the last 5 years, coach Bielema has mentored **2** QBs that have led the FBS in QBR Rating in Brandon Allen (2015) & Russell Wilson (2011).



► YEAR-BY-YEAR HEAD COACHING RECORD

Year	School	Overall	Conference	Bowl	Final Ranking
2006	Wisconsin	12-1	7-1 (T-2nd)	Capital One (Beat No. 12 Arkansas, 17-14)	No. 7
2007	Wisconsin	9-4	5-3 (4th)	Outback (Lost to No. 16 Tennessee, 21-17)	No. 24
2008	Wisconsin	7-6	3-5 (T-6th)	Champs Sports (Lost to Florida St., 42-13)	--
2009	Wisconsin	10-3	5-3 (T-4th)	Champs Sports (Beat No. 14 Miami, 20-14)	No. 16
2010	Wisconsin	11-2	7-1 (T-1st)	Rose (Lost to No. 3 TCU, 21-19)	No. 7
2011	Wisconsin	11-3	6-2 (1st)	Rose (Lost to No. 6 Oregon, 45-38)	No. 10
2012	Wisconsin	8-5	4-4 (1st)	Rose (Lost to No. 8 Stanford, 20-14)*	--
2013	Arkansas	3-9	0-8 (7th West)	--	--
2014	Arkansas	7-6	2-5 (7th West)	Texas (Beat Texas, 31-7)	--
2015	Arkansas	8-5	5-3 (T-3rd West)	Liberty (Beat Kansas State, 45-23)	--
2016	Arkansas	2-0	--	--	--
TOTALS		88-44	44-36	4-4	

^ - Won Big Ten Championship Game | * - Did not coach in Rose Bowl and loss is not reflected in record

The University of Arkansas captivated the college football world by naming Bret Bielema the 32nd head coach in Razorback history on December 2012. Since arriving in Fayetteville, Bielema, who enters his fourth season on The Hill, has in turn captivated the passionate Razorback fan base and the state with the culture he is creating and the standards he is holding the program to.

Throughout his head coaching career, Bielema has won three conference championships and coached 13 first-team All-Americans, numerous award winners, 39 NFL Draft picks and NFL superstars. Among the NFL players coached by Bielema are three-time Defensive Player of the Year J.J. Watt, Super Bowl winning quarterback Russell Wilson and No. 1 overall draft pick and eight-time Pro Bowler Joe Thomas.

Backed by his "Five Edges" to success, Bielema represented the qualities Arkansas was looking for: a leader of young men who holds student-athletes responsible both on and off the field and a coach who has a proven record of winning championships.

Bielema's recruitment philosophy of building a program on "uncommon" men have yielded record-setting results in the classroom. Arkansas posted a 2.94 team GPA in the spring of 2015, the highest recorded mark on record. Helping build the record-setting team GPA were 40 student-athletes on the Southeastern Conference (SEC) Fall Academic Honor Roll, good for the most in the conference. During Bielema's three seasons, Arkansas leads the SEC with 100 student-athletes on the SEC Fall Academic Honor Roll, while the 40 honorees in 2015 is the most by one school since he joined the league.

In 2015, Arkansas' off the field success was accompanied by on the field results to the tune of winning six of its last seven games and finishing in a tie for third place in the SEC West with a 5-3 mark. The Razorbacks displayed the resolve of their head coach by bouncing back from a tough start to pick up three SEC road wins and two overtime victories in conference action. Arkansas' wins at Tennessee, Ole Miss and LSU marked the first time in program history that the Razorbacks won three road games against teams that finished in the final Associated Press Top 25 poll.

Arkansas' surge in late October through November set up a Liberty Bowl matchup with Kansas State and one of Bielema's mentors head coach Bill Snyder. For the second-straight year the Razorbacks capped the season with a win in front of a large contingent of Arkansas fans, defeating Kansas State 45-23. With the win, Bielema became the first coach in program history to win back-to-back bowl games while Arkansas is the only SEC West team to win a bowl game each of the last two years.



► COACH B's RECORD WHEN ...

HEAD COACH BRET BIELEMA

A key ingredient in Arkansas' success in 2015 was its balance and efficiency on offense. The Razorbacks led the SEC in scoring in conference games (34.4) while reaching 50+ points four times during the final six regular season games, breaking the previous program single-season record of three set in 1910, 1916 and 2007. Arkansas was the only school in the SEC and one of eight nationally to have both a 3,000-yard passer and 1,000-yard rusher during the regular season. Brandon Allen's 30 touchdowns through the air and Alex Collins' program record 20 scores on the ground made them the only duo in the nation to hit those statistical peaks.

Individual records and postseason accolades stacked up during and after the 2015 season, highlighted by junior tight end Hunter Henry winning the John Mackey Award. A consensus first-team All-American, Henry led all FBS tight ends with 739 yards receiving, as Arkansas became the first program to have two players win the John Mackey Award. Collins became just the third player in SEC history to start his career with three straight seasons of 1,000-yards rushing en route to earning All-America third team honors from Athlon. Paving the way for Collins was senior offensive lineman Sebastian Tretola, who was the co-recipient of the Jacobs Blocking trophy as the SEC's top blocker. Tretola was named a first-team All-American by Sports Illustrated and a second-team All-American by three other outlets.

Bielema is building Arkansas into a pro-style football program that prepares players for the NFL. He has had 39 draft picks in 10 seasons, good for the second-most among current head coaches with 10 years or less experience.

Since Bielema's arrival, a total of 14 Razorbacks have been selected in the NFL Draft which ranks as the fourth-most among SEC programs during that span. After having four defensive players chosen in the 2015 NFL Draft - the school's most since 1989 - Arkansas saw five offensive players find NFL homes during the 2016 draft. The five offensive players taken were the second-most from one school in the 2016 NFL Draft.

Henry was not only the first Razorback taken in the 2016 NFL Draft but also the first tight end selected when he went in the second round to the San Diego Chargers. Jonathan Williams (Buffalo Bills) and Collins (Seattle Seahawks) became just the second running back duo since Arkansas greats Darren McFadden and Felix Jones in 2008 to be picked in the top five rounds of the same NFL Draft when they both went in the fifth round. Less than 30 picks after Collins, both Tretola (Tennessee Titans) and Allen (Jacksonville Jaguars) came off the board in the sixth round to round out the program's most offensive players taken in the same draft since 2008.

Arkansas closed 2014 and its second season under Bielema by winning three of its final four games against traditional powers LSU, Ole Miss and Texas. The victories marked the first time in school history the Hogs have defeated those three teams in the same season. The Razorbacks finished 7-6 with a 31-7 victory over Texas in the AdvoCare V100 Texas Bowl, marking Arkansas' first winning season since 2011.

Bielema has always prided himself on a balanced offensive attack and that is exactly what the Razorbacks accomplished in 2014. Running backs Williams and Collins were the only FBS teammates to rush for more than 1,000 yards each and both players finished in the top five of the SEC in rushing totals.

Arkansas was the SEC's most improved defense in 2014, allowing just 19.2 points per game. With an 11.9 points per game improvement from the previous season, the Razorbacks had the seventh-most improved defense in the nation. Arkansas became the first unranked team in college football history to post back-to-back shutouts over ranked opponents after blanking No. 20 LSU and No. 8 Ole Miss. Senior linebacker and consensus first-team All-SEC selection Martrell Spaight was the first Razorback to ever lead the SEC with 128 total tackles.

In his first season at Arkansas (2013), the Razorbacks had five student-athletes named Freshmen All-Americans: Collins, offensive linemen Denver Kirkland and Dan Skipper, Henry and defensive tackle Darius Philon. Collins was named the SEC Freshman of the Year.

Bielema lettered from 1989-92 at Iowa after joining the program as a walk-on. He earned a scholarship after his first year and was a member of Iowa's 1990 Big Ten championship team. A starter as a junior in 1991, he was a team co-captain as a senior. Bielema signed a free agent contract with the Seattle Seahawks and later completed his playing career with the Milwaukee Mustangs of the Arena Football League.

A 1992 graduate of Iowa with a degree in marketing, Bielema married his wife, Jen, on March 10, 2012.

► PRO READY

- With the NFL's rosters trimmed to 53 on Sept. 3, all five of Arkansas' 2016 draft picks earned a spot on an opening week roster with the team that selected them. Since Bielema arrived, Arkansas ranks fourth in the SEC with 14 NFL Draft picks over the last three years.
- Coach Bielema has had a player at every offensive and defensive position selected in the NFL Draft except a safety.
- Coach Bielema has had at least four players taken in an NFL Draft in seven of his 10 years as a head coach.

► BEING BRET BIELEMA

Four new episodes of the min-series "BEING Bret Bielema" produced by Sports Talk with Bo and JM Associates made their way to prime time in August on ESPNU. Each 30-minute episode will re-air throughout the college football season on ESPNU.

Scoring First.....	65-21
Opponent Scores First.....	23-23

Leading After 1st Quarter.....	57-12
Leading At Halftime.....	69-14
Leading After 3rd Quarter.....	77-13

Scoring 20+ Points.....	81-20
Scoring 30+ Points.....	67-6
Scoring 40+ Points.....	39-1
Scoring 50+ Points.....	18-1
Scoring 60+ Points.....	8-0
Scoring 70+ Points.....	5-0
Scoring 80+ Points.....	1-0

400+ Yards Total Offense.....	58-13
500+ Yards Total Offense.....	20-3
600+ Yards Total Offense.....	10-0

200+ Rushing Yards.....	54-13
300+ Rushing Yards.....	19-0
400+ Rushing Yards.....	7-0
500+ Rushing Yards.....	2-0

200+ Passing Yards.....	47-19
300+ Passing Yards.....	10-3

20+ First Downs.....	64-18
40 percent+ 3rd-Down Conv.....	67-17
2 or Fewer Turnovers.....	77-32

15 or Fewer Points Allowed.....	43-2
20 or Fewer Points Allowed.....	59-7

300 or Less Yds Total Off Allowed.....	46-5
150 or Less Rush Yds Allowed.....	67-23
100 or Less Rush Yds Allowed.....	40-12
150 or Less Pass Yds Allowed.....	32-8
100 or Less Pass Yds Allowed.....	13-4

15 or Less 1st Downs Allowed.....	43-5
2+ Turnovers Forced.....	47-15

More Rush Yards.....	80-19
More Pass Yards.....	48-14

Fewer Turnovers.....	43-10
More Time of Possession.....	67-24
More First Downs.....	73-17

Fewer Penalties.....	40-19
1 Penalty.....	3-2
2-5 Penalties.....	56-22
6-9 Penalties.....	28-17
10+ Penalties.....	1-3

Special Teams Touchdown.....	10-3
------------------------------	------

100-Yard Rusher.....	70-15
200-Yard Passer.....	45-18
100-Yard Receiver.....	23-11
100-Yd Rusher+200-Yd Passer.....	8-6



RAWLEIGH WILLIAMS III is tied for first in the nation with 52 carries through the first two weeks of the season.

► OFFENSE

WR1	80	Drew Morgan (Sr., 6-0, 193)	
	1	Jared Cornelius (Jr., 5-11, 212)	
WR2	4	Keon Hatcher (Sr., 6-2, 207)	- OR -
	3	Dominique Reed (Sr., 6-3, 175)	
	81	Cody Hollister (Sr., 6-4, 209)	
TE	83	Jeremy Sprinkle (Sr., 6-6, 256)	
	44	Austin Cantrell (R-Fr., 6-4, 269)	- OR -
	87	Jack Kraus (So., 6-5, 252)	
LT	70	Dan Skipper (Sr., 6-10, 319)	
	60	Brian Wallace (So., 6-6, 335)	- OR -
	64	Jake Hall (So., 6-5, 266)	
LG	51	Hjalte Froholdt (So., 6-4, 318)	
	62	Johnny Gibson (So., 6-4, 344)	
C	72	Frank Ragnow (Jr., 6-5, 319)	
	75	Zach Rogers (So., 6-1, 306)	
RG	50	Jake Raulerson (Jr., 6-4, 301)	
	76	Paul Ramirez (Jr., 6-6, 299)	
RT	74	Colton Jackson (R-Fr., 6-6, 300)	
	79	Jalen Merrick (R-Fr., 6-4, 327)	
QB	8	Austin Allen (Jr., 6-1, 209)	
	5	Ty Storey (R-Fr., 6-2, 212)	
RB	22	Rawleigh Williams III (So., 5-10, 226)	
	24	Kody Walker (Sr., 6-2, 240)	
	21	Devwah Whaley (Fr., 5-11, 216)	
FB	32	Hayden Johnson (Fr., 6-3, 248)	
	34	Kendrick Jackson (So., 6-1, 255)	

► DEFENSE

DE	97	Tevin Benum (Jr., 6-4, 251)	
	96	Karl Roesler (Jr., 6-1, 256)	- OR -
	10	Randy Ramsey (So., 6-4, 228)	
DT	94	Taiwan Johnson (Sr., 6-2, 284)	
	41	Austin Capps (Fr., 6-4, 309)	
DT	55	Jeremiah Ledbetter (Sr., 6-3, 280)	
	3	McTelvin Agim (Fr., 6-3, 289)	
DE	48	Deatrich Wise Jr. (Sr., 6-5, 271)	
	6	JaMichael Winston (Sr., 6-4, 260)	
SLB	27	Khalia Hackett (Jr., 6-2, 223)	
	21	Josh Williams (Sr., 6-1, 249)	
MLB	51	Brooks Ellis (Sr., 6-2, 245)	
	8	De'Jon Harris (Fr., 6-0, 255)	
WLB	23	Dre Greenlaw (So., 6-0, 226)	
	35	Dwayne Eugene (Jr., 6-1, 235)	
CB	29	Jared Collins (Sr., 5-11, 173)	
	2	DJ Dean (Sr., 5-11, 199)	
FS	28	Josh Liddell (Jr., 6-1, 210)	
	38	Reid Miller (So., 5-9, 197)	
SS	9	Santos Ramirez (So., 6-2, 205)	- OR -
	20	De'Andre Coley (Jr., 6-1, 214)	
	15	Nate Dalton (R-Fr., 6-3, 190)	
CB	5	Henre' Toliver (Jr., 6-1, 185)	
	11	Ryan Pulley (So., 5-11, 198)	
► SPECIAL TEAMS			
K	9	Cole Hedlund (So., 5-10, 171)	
	48	Adam McFain (Sr., 6-0, 187)	
P	37	Toby Baker (Sr., 6-3, 215)	
	8	Blake Johnson (R-Fr., 6-0, 193)	
KO	42	Connor Limpert (Fr., 6-1, 176)	
	48	Adam McFain (Sr., 6-0, 187)	
KS	49	Robert Decker (Jr., 6-0, 249)	
	56	Matt Emrich (Sr., 6-3, 198)	
DS	56	Matt Emrich (Sr., 6-3, 198)	
	49	Robert Decker (Jr., 6-0, 249)	
H	56	Matt Emrich (Sr., 6-3, 198)	
	37	Toby Baker (Sr., 6-3, 215)	
KOR	3	Dominique Reed (Sr., 6-3, 175)	
	4	Keon Hatcher (Sr., 6-2, 207)	
PR	1	Jared Cornelius (Jr., 5-11, 212)	
	80	Drew Morgan (Sr., 6-0, 193)	



GAME NOTES

▶ NUMERICAL ROSTER

▶ ALPHABETICAL ROSTER

No	Name	Pos	Ht	Wt	Cl/Exp	Hometown (HS/Other)
1	Jared Cornelius	WR	5-11	212	Jr./2L	Shreveport, La. (Evangel Christian Academy)
2	DJ Dean	DB	5-11	199	Sr./3L	Newton, Texas (Newton HS)
3	McTelvin Agim	DL	6-3	289	Fr./HS	Texarkana, Texas (Hope HS [Ark.])
3	Dominique Reed	WR	6-3	175	Sr./1L	Camden, Ark. (Fairview HS/Coffeyville CC [Kan.])
4	Keon Hatcher	WR	6-2	207	Sr./3L	Owasso, Okla. (Owasso HS)
4	Alexy Jean-Baptiste	LB	6-2	231	Fr./HS	Pompano Beach, Fla. (Coconut Creek HS)
5	Ty Storey	QB	6-2	212	R-Fr./RS	Charleston, Ark. (Charleston HS)
5	Henre' Toliver	DB	6-1	185	Jr./2L	Marrero, La. (Archbishop Rummel HS)
6	T.J. Hammonds	RB	5-10	197	Fr./HS	Little Rock, Ark. (Robinson HS)
6	JaMichael Winston	DL	6-4	260	Sr./3L	Pritchard, Ala. (Vigor HS)
7	Briston Guidry	DL	6-3	294	Fr./HS	Metairie, La. (Archbishop Rummel HS)
7	Damon Mitchell	RB	6-2	215	Jr./1L	Egg Harbor City, N.J. (Cedar Creek HS)
8	Austin Allen	QB	6-1	209	Jr./2L	Fayetteville, Ark. (Fayetteville HS)
8	De'Jon Harris	LB	6-0	255	Fr./HS	Harvey, La. (John Ehret HS)
8	Blake Johnson	P	6-0	193	R-Fr./RS	Long Beach, Calif. (Los Alamitos HS)
9	Cole Hedlund	K	5-10	171	So./1L	Argyle, Texas (Argyle HS)
9	Santos Ramirez	DB	6-2	205	So./1L	Shreveport, La. (Evangel Christian Academy)
9	Ricky Town	QB	6-3	214	R-Fr./RS	Thousand Oaks, Calif. (St. Bonaventure HS/USC)
10	Jordan Jones	WR	6-1	184	Fr./HS	Smackover, Ark. (Smackover HS)
10	Randy Ramsey	DE	6-4	228	So./1L	Fort Lauderdale, Fla. (Dillard HS)
11	Will Gragg	TE	6-4	254	R-Fr./RS	Dumas, Ark. (Dumas HS)
11	Ryan Pulley	DB	5-11	198	So./1L	Fort Myers, Fla. (Island Coast HS)
11	Britto Tutt	DB	6-2	177	So./JC	Augusta, Ga. (Academy of Richmond County/Ventura College [Calif.])
13	Deon Stewart	WR	5-11	164	R-Fr./RS	Highland, Ark. (Highland HS)
14	Carson Proctor	QB	6-4	211	Fr./HS	Vero Beach, Fla. (Vero Beach HS)
14	River Warnock	WR	5-11	185	So./HS	North Little Rock, Ark. (North Little Rock HS/Crowder College [Mo.])
15	Nate Dalton	DB	6-3	190	R-Fr./RS	Baton Rouge, La. (Cypress Falls HS)
15	Cole Kelley	QB	6-7	258	Fr./HS	Lafayette, La. (Teurlings Catholic HS)
16	La'Michael Pettway	WR	6-2	216	R-Fr./RS	Nashville, Ark. (Nashville HS)
17	Kofi Boateng	WR	6-1	183	Fr./HS	Arlington, Texas (Lamar HS)
18	Cameron Colbert	WR	6-1	208	So./1L	Little Rock, Ark. (Pulaski Academy)
18	Jack Lindsey	QB	6-3	184	Fr./HS	Fayetteville, Ark. (Springdale HS)
19	Anthony Antwine	TE	6-4	222	Jr./2L	Plano, Texas (Plano Senior HS)
19	Giovanni LaFrance	LB	6-1	255	Fr./HS	New Orleans, La. (Saint Augustine HS)
20	Troy Allison	WR	6-1	193	So./SQ	McGregor, Texas (McGregor HS)
20	De'Andre Coley	DB	6-1	214	Jr./2L	Miami, Fla. (Northwestern HS)
21	Devwah Whaley	RB	5-11	216	Fr./HS	Beaumont, Texas (Central HS)
21	Josh Williams	LB	6-1	249	Sr./2L	Fort Lauderdale, Fla. (Dillard HS/Dodge City CC [Kan.])
22	Deon Edwards	DB	6-1	205	Fr./HS	Clermont, Fla. (Lake Minneola HS)
22	Rawleigh Williams III	RB	5-10	226	So./1L	Dallas, Texas (Bishop Lynch HS)
23	Dre Greenlaw	LB	6-0	226	So./1L	Fayetteville, Ark. (Fayetteville HS)
24	Ryder Lucas	DB	6-0	190	So./1L	The Woodlands, Texas (The Woodlands College Park HS)
24	Kody Walker	RB	6-2	240	Sr./3L	Jefferson City, Mo. (Jefferson City HS)
25	Micahh Smith	DB	6-0	195	Fr./HS	Marshall, Texas (Marshall HS)
26	Matt Dodson	DB	5-10	208	Jr./SQ	McKinney, Texas (Boyd HS)
26	Justice Hobbs	RB	5-10	220	Fr./HS	Farmington, Ark. (Farmington HS)
27	Khalia Hackett	LB	6-2	223	Jr./2L	Douglasville, Ga. (South Paulding HS)
28	Josh Liddell	DB	6-1	210	Jr./2L	Pine Bluff, Ark. (Dollarway Senior HS)
29	Jared Collins	DB	5-11	173	Sr./3L	Tulsa, Okla. (Booker T. Washington HS)
30	Kevin Richardson II	DB	6-0	178	Jr./2L	Jacksonville, Ark. (Jacksonville HS)
31	Connor McPherson	RB	5-7	208	Jr./SQ	The Woodlands, Texas (College Park HS)
31	Grant Morgan	LB	5-11	220	Fr./HS	Greenwood, Ark. (Greenwood HS)
32	Dylan Calhoun	DB	5-10	185	So./TR	Waxahachie, Texas (Waxahachie HS)
32	Hayden Johnson	FB	6-3	248	Fr./HS	Columbia, Mo. (Rock Bridge HS)
33	Dee Walker	LB	6-2	208	Fr./HS	Moultrie, Ga. (Colquitt County HS)
34	Kendrick Jackson	FB	6-1	255	So./1L	Haynesville, La. (Haynesville HS)
34	Tyler Phillips	LB	6-1	232	R-Fr./RS	North Little Rock, Ark. (North Little Rock HS)
35	Dwayne Eugene	LB	6-1	235	Jr./2L	Marrero, La. (Archbishop Rummel HS)
36	Cory Hollowell	DB	6-2	202	So./HS	Corona, Calif. (Orange Lutheran HS)
37	Toby Baker	P	6-3	215	Sr./1L	Memphis, Tenn. (Memphis University HS)
37	Devin Buckner	DB	5-10	190	Fr./HS	Pine Bluff, Ark. (White Hall HS)
38	Reid Miller	DB	5-9	197	So./1L	Hollidaysburg, Pa. (IMG Academy [Fla.])
39	Juan Day	RB	6-1	214	So./1L	North Little Rock, Ark. (North Little Rock HS)
39	Byron Keaton	DB	5-10	183	R-Fr./RS	Camden, Ark. (Fairview HS)
40	Jamarío Bell	TE	6-5	252	R-Fr./RS	Junction City, Ark. (Junction City HS)
41	Austin Capps	DL	6-4	309	Fr./HS	Star City, Ark. (Star City HS)
41	Chris Jones	FB	5-11	249	Jr./2L	DeQueen, Ark. (DeQueen HS)
42	Connor Limpert	K	6-1	176	Fr./HS	Allen, Texas (Allen HS)
42	Jonathan Marshall	DL	6-4	299	Fr./HS	Shepherd, Texas (Shepherd HS)
43	George Madden	LS	6-1	230	R-Fr./RS	Blanchard, Okla. (Blanchard HS)
44	Austin Cantrell	TE	6-4	269	R-Fr./RS	Roland, Okla. (Roland HS)

No	Name	Pos
3	McTelvin Agim	DL
8	Austin Allen	QB
20	Troy Allison	WR
19	Anthony Antwine	TE
37	Toby Baker	P
97	Tevin Beanum	DL
40	Jamarío Bell	TE
17	Kofi Boateng	WR
53	Ben Brasuell	LB
37	Devin Buckner	DB
32	Dylan Calhoun	DB
44	Austin Cantrell	TE
41	Austin Capps	DL
46	Damani Carter	FB
18	Cameron Colbert	WR
20	De'Andre Coley	DB
29	Jared Collins	DB
1	Jared Cornelius	WR
15	Nate Dalton	DB
39	Juan Day	RB
98	Daytrion Dean	DL
2	DJ Dean	DB
49	Robert Decker	LS
26	Matt Dodson	DB
22	Deon Edwards	DB
51	Brooks Ellis	LB
56	Matt Emrich	LS/H
86	Tobias Enlow	WR
35	Dwayne Eugene	LB
51	Hjalte Froholdt	OL
62	Johnny Gibson	OL
11	Will Gragg	TE
23	Dre Greenlaw	LB
7	Briston Guidry	DL
89	Grayson Gunter	TE
27	Khalia Hackett	LB
91	Elias Hale	DL
64	Jake Hall	OL
67	Tyler Hall	OL
6	T.J. Hammonds	RB
71	Jackson Hannah	OL
8	De'Jon Harris	LB
45	Josh Harris	LB
4	Keon Hatcher	WR
69	Dylan Hays	OL
9	Cole Hedlund	K
55	Jake Heinrich	OL
26	Justice Hobbs	RB
81	Cody Hollister	WR
36	Cory Hollowell	DB
78	Bijhon Jackson	DL
74	Colton Jackson	OL
34	Kendrick Jackson	FB
4	Alexy Jean-Baptiste	LB
8	Blake Johnson	P
32	Hayden Johnson	FB
94	Taiwan Johnson	DL
41	Chris Jones	FB
10	Jordan Jones	WR
39	Byron Keaton	DB
15	Cole Kelley	QB
87	Jack Kraus	TE
19	Giovanni LaFrance	LB
54	Blake Lagrone	DL
55	Jeremiah Ledbetter	DL
99	Brandon Lewis	DL
28	Josh Liddell	DB
42	Connor Limpert	K
18	Jack Lindsey	QB
24	Ryder Lucas	DB



▶ NUMERICAL ROSTER

No	Name	Pos	Ht	Wt	Cl/Exp	Hometown (HS/Other)
45	Josh Harris	LB	5-10	239	So./1L	Pine Bluff, Ark. (Watson Chapel HS)
46	Damani Carter	FB	6-0	241	So./1L	Fayetteville, Ark. (Fayetteville HS)
47	Matt Reynolds	LB	6-1	211	Jr./SQ	McKinney, Texas (McKinney HS)
48	Adam McFain	K	6-0	187	Sr./2L	Greenwood, Ark. (Greenwood HS)
48	Deatrich Wise Jr.	DL	6-5	271	Sr./3L	Carrollton, Texas (Hebron HS)
49	Robert Decker	LS	6-0	249	Jr./SQ	Greenwich, Conn. (Greenwich HS/UConn)
50	Jake Raulerson	OL	6-4	301	Jr./TR	Celina, Texas (Celina HS/Texas)
51	Brooks Ellis	LB	6-2	245	Sr./3L	Fayetteville, Ark. (Fayetteville HS)
51	Hjalte Froholdt	OL	6-4	318	So./1L	Svendborg, Denmark (IMG Academy [Fla.])
52	T.J. Smith	DL	6-3	285	R-Fr./RS	Moultrie, Ga. (Colquitt County HS)
53	Ben Brasuell	LB	6-1	218	Fr./HS	Benton, Ark. (Benton HS)
54	Blake Lagrone	DL	6-4	215	Fr./HS	Pine Bluff, Ark. (Watson Chapel HS)
55	Jake Heinrich	OL	6-4	295	Fr./HS	Urbandale, Iowa (Urbandale HS)
55	Jeremiah Ledbetter	DL	6-3	280	Sr./1L	Orlando, Fla. (Gainesville HS [Ga.]/Hutchinson CC [Kan.])
56	Matt Emrich	LS/H	6-3	198	Sr./3L	El Dorado, Ark. (El Dorado HS)
60	Brian Wallace	OL	6-6	335	So./1L	Florissant, Mo. (Christian Brothers College HS)
61	Cooper Sone	OL	6-2	277	R-Fr./SQ	Fayetteville, Ark. (Fayetteville HS)
62	Johnny Gibson	OL	6-4	344	So./1L	Dumas, Ark. (Dumas HS)
64	Jake Hall	OL	6-5	266	So./1L	Springdale, Ark. (Har-Ber HS)
67	Tyler Hall	OL	6-4	296	Fr./HS	Maumelle, Ark. (Maumelle HS)
69	Dylan Hays	OL	6-3	294	Fr./HS	Little Rock, Ark. (Little Rock Christian)
70	Dan Skipper	OL	6-10	319	Sr./3L	Arvada, Colo. (Ralston Valley HS)
71	Jackson Hannah	OL	6-2	282	So./SQ	Bentonville, Ark. (Bentonville HS)
72	Frank Ragnow	OL	6-5	319	Jr./2L	Chanhassen, Minn. (Chanhassen HS)
73	Deion Malone	OL	6-3	296	Jr./JC	Batesville, Miss. (South Panola HS/Northwest CC [Miss.])
74	Colton Jackson	OL	6-6	300	R-Fr./RS	Conway, Ark. (Conway HS)
75	Zach Rogers	OL	6-1	306	So./1L	Carrollton, Texas (Hebron HS)
76	Paul Ramirez	OL	6-6	299	Jr./JC	Rialto, Calif. (Rialto HS/San Bernardino Valley CC [Calif.])
78	Bijhon Jackson	DL	6-2	335	Jr./2L	El Dorado, Ark. (El Dorado HS)
79	Jalen Merrick	OL	6-4	327	R-Fr./RS	Oak Hill, Fla. (New Smyrna Beach HS)
80	Drew Morgan	WR	6-0	193	Sr./3L	Greenwood, Ark. (Greenwood HS)
81	Cody Hollister	WR	6-4	209	Sr./2L	Bend, Ore. (Mountain View HS/Arizona Western)
82	Luke Rossi	WR	5-11	197	So./1L	Edmond, Okla. (North HS)
83	Jeremy Sprinkle	TE	6-6	256	Sr./3L	White Hall, Ark. (White Hall HS)
84	D'Vone McClure	WR	6-2	219	Fr./HS	Rixey, Ark. (Jacksonville HS)
85	Cheyenne O'Grady	TE	6-4	251	R-Fr./RS	Fayetteville, Ark. (Fayetteville HS)
86	Tobias Enlow	WR	6-1	200	Fr./HS	North Little Rock, Ark. (North Little Rock HS)
86	Armon Watts	DL	6-5	293	So./1L	St. Louis, Mo. (Christian Brothers College HS)
87	Jack Kraus	TE	6-5	252	So./1L	Bentonville, Ark. (Bentonville HS)
89	Grayson Gunter	TE	6-6	232	Fr./HS	Madison, Miss. (Madison Central HS)
91	Elias Hale	DL	6-5	217	Fr./HS	Fayetteville, Ark. (Fayetteville HS)
91	Michael Taylor II	DL	6-3	245	So./JC	Orlando, Fla. (The First Academy/Riverside City College [Calif.])
94	Taiwan Johnson	DL	6-2	284	Sr./2L	Manvel, Texas (Manvel HS)
96	Karl Roesler	DL	6-1	256	Jr./2L	Louisville, Ky. (St. Xavier HS)
97	Tevin Beanum	DL	6-4	251	Jr./2L	Forrest City, Ark. (Forrest City HS)
98	Daytrion Dean	DL	6-3	281	R-Fr./RS	Fort Smith, Ark. (Northside HS)
99	Brandon Lewis	DL	6-4	274	Sr./3L	Memphis, Tenn. (Ridgeway HS)

▶ ALPHABETICAL ROSTER

No	Name	Pos
43	George Madden	LS
73	Deion Malone	OL
42	Jonathan Marshall	DL
84	D'Vone McClure	WR
48	Adam McFain	K
31	Connor McPherson	RB
79	Jalen Merrick	OL
38	Reid Miller	DB
7	Damon Mitchell	RB
80	Drew Morgan	WR
31	Grant Morgan	LB
85	Cheyenne O'Grady	TE
16	La'Michael Pettway	WR
34	Tyler Phillips	LB
14	Carson Proctor	QB
11	Ryan Pucley	DB
72	Frank Ragnow	OL
76	Paul Ramirez	OL
9	Santos Ramirez	DB
10	Randy Ramsey	DE
50	Jake Raulerson	OL
3	Dominique Reed	WR
47	Matt Reynolds	LB
30	Kevin Richardson II	DB
96	Karl Roesler	DL
75	Zach Rogers	OL
82	Luke Rossi	WR
70	Dan Skipper	OL
25	Micahh Smith	DB
52	T.J. Smith	DL
61	Cooper Sone	OL
83	Jeremy Sprinkle	TE
13	Deon Stewart	WR
5	Ty Storey	QB
91	Michael Taylor II	DL
5	Henre' Toliver	DB
9	Ricky Town	QB
11	Britto Tutt	DB
33	Dee Walker	LB
24	Kody Walker	RB
60	Brian Wallace	OL
14	River Warnock	WR
86	Armon Watts	DL
21	Devwah Whaley	LB
21	Josh Williams	RB
22	Rawleigh Williams III	RB
6	JaMichael Winston	DL
48	Deatrich Wise Jr.	DL

▶ PRONUNCIATIONS

PLAYERS

McTelvin Agim (UH-geem)
 Juan (JOO-wahn) Day
 Daytrion (DAY-tree-on) Dean
 Matt Emrich (EM-rick)
 Tobias Enlow (N-low)
 Hjalte (YELL-duh) Froholdt (FRO-holt)
 Khalia (KUH-lee-uh) Hackett
 De'Jon (DEE-jhon) Harris
 Bijhon (BEE-jhon) Jackson
 Alexy Jean (gene)-Baptiste

Jack Kraus (Krouse)
 Josh Liddell (LUH-dell)
 Frank Ragnow (RAG-now)
 Karl Roesler (RESS-ler)
 Henre' (ON-ray) Toliver
 River Warnock (WAR-nick)
 Devwah (DEV-wah) Whaley
 Deatrich (DEE-trich) Wise Jr.

COACHES

Bret Bielema (BEE-luh-muh)
 Dan Enos (EE-nohs)
 Vernon Hargreaves (HAR-graves)
 Barry Lunney (LUHN-ee) Jr.
 Rory Segrest (SEE-grest)

▶ FOOTBALL STAFF

Coaching Staff

Bret Bielema | Head Coach
 Dan Enos | Offensive Coord. / QBs
 Robb Smith | Defensive Coord. / Secondary
 Kurt Anderson | Offensive Line
 Reggie Mitchell | Running Backs
 Vernon Hargreaves | Linebackers
 Paul Rhoads | Defensive Backs
 Barry Lunney Jr. | Tight Ends
 Rory Segrest | Defensive Line / Specialists
 Michael Smith | Wide Receivers

Graduate Assistants

Brey Cook | Offense
 Alfred Davis | Defense
 Taylor Reed | Offense
 Mark Sheridan | Defense

Quality Control

Tanner Burns | Special Teams
 David Parker | Defense
 John Roberts | Offense

Support Staff

Ben Herbert | Strength & Conditioning
 Mark Taurisani | Football Operations
 EK Franks | Recruiting
 Matt Engelbert | Video
 Matt Summers | Athletic Training
 Bobby Allen | HS/NFL Relations



▶ ASSOCIATED PRESS POLL

As of Sept. 11, 2016

Rank	Team	Record	Points
1	Alabama (56)	2-0	1520
2	Florida State (4)	2-0	1437
3	Ohio State	2-0	1359
4	Michigan (1)	2-0	1298
5	Clemson	2-0	1284
6	Houston	2-0	1264
7	Stanford	1-0	1137
8	Washington	2-0	983
9	Wisconsin	2-0	893
10	Louisville	2-0	890
11	Texas	2-0	872
12	Michigan State	1-0	747
13	Iowa	2-0	694
14	Oklahoma	1-1	686
15	Tennessee	2-0	665
16	Georgia	2-0	584
17	Texas A&M	2-0	564
18	Notre Dame	1-1	526
19	Ole Miss	1-1	473
20	LSU	1-1	391
21	Baylor	2-0	305
22	Oregon	2-0	292
23	Florida	2-0	205
24	Arkansas	2-0	198
25	Miami	2-0	197

Note: Bold denotes teams on Arkansas' 2016 schedule

Others receiving votes: Utah 62, TCU 62, San Diego State 51, UCLA 47, Boise State 42, Pittsburgh 39, Oklahoma State 22, Nebraska 11, North Carolina 10, Auburn 7, Central Michigan 4, Colorado 2, Arizona State 1, Cincinnati 1

▶ AMWAY COACHES POLL

As of Sept. 11, 2016

Rank	Team	Record	Points
1	Alabama (62)	2-0	1598
2	Florida State (1)	2-0	1490
3	Clemson (1)	2-0	1447
4	Ohio State	2-0	1440
5	Michigan	2-0	1279
6	Stanford	1-0	1257
7	Houston	2-0	1243
8	Michigan State	1-0	1034
9	Washington	2-0	945
10	Louisville	2-0	894
11	Iowa	2-0	875
12	Wisconsin	2-0	793
13	Georgia	2-0	777
14	Oklahoma	1-1	723
15	Tennessee	2-0	718
16	Texas	2-0	648
17	Ole Miss	1-1	525
18	Notre Dame	1-1	453
19	Baylor	2-0	452
20	Texas A&M	2-0	425
21	Oregon	2-0	403
22	LSU	1-1	318
23	Florida	2-0	267
24	Arkansas	2-0	170
25	Miami	2-0	137

Note: Bold denotes teams on Arkansas' 2016 schedule

Others receiving votes: TCU 110, North Carolina 56, Utah 52, Nebraska 47, UCLA 42, Boise State 37, Oklahoma State 29, San Diego State 27, Pittsburgh 25, Auburn 15, South Florida 12, West Virginia 9, Navy 8, Arizona State 7, Appalachian State 3, Colorado 2, Georgia Southern 2, Marshall 1, Western Kentucky 1, Minnesota 1, Central Michigan 1, Toledo 1, Western Michigan 1

▶ HONORS & AWARDS

MCTELVIN AGIM, FR., DL

Preseason

- Phil Steele No. 11 freshman defensive lineman in the nation
- Lindy's No. 7 Fab Freshman in the country

AUSTIN ALLEN, JR., QB

Preseason

- Manning Passing Academy Counselor

Regular Season

- Davey O'Brien "Great 8" (Sept. 12)
- SEC Offensive Player of the Week (Sept. 12)
- Manning Award Stars of the Week (Sept. 12)
- Manning Award QB of the Week (Sept. 15)

TOBY BAKER, SR., P

Preseason

- Ray Guy Award Watch List

BROOKS ELLIS, SR., LB

Preseason

- Butkus Award Watch List
- Wuerffel Trophy Watch List
- Reese's Senior Bowl Watch List
- Coaches All-SEC second team
- Athlon All-SEC third team
- Phil Steele All-SEC third team
- Phil Steele No. 17 inside linebacker in the nation
- Sporting News SEC Top Scholar

HJALTE FROHLDT, SO., OL

Preseason

- Phil Steele All-SEC third team

BRISTON GUIDRY, FR., DL

Preseason

- Phil Steele No. 52 freshman defensive lineman in the nation

KEON HATCHER, SR., WR

Preseason

- Phil Steele No. 47 draft eligible wide receiver
- Reese's Senior Bowl Watch List

DREW MORGAN, SR., WR

Preseason

- Biletnikoff Award Watch List
- Reese's Senior Bowl Watch List
- Media All-SEC third team
- Coaches All-SEC third team
- Athlon All-SEC third team
- Phil Steele No. 39 draft eligible wide receiver

FRANK RAGNOW, JR., OL

Preseason

- Rimington Trophy Watch List
- Coaches All-SEC third team
- Phil Steele All-SEC fourth team
- Phil Steele No. 14 center in the nation

DOMINIQUE REED, SR., WR

Preseason

- Phil Steele All-SEC second team
- Phil Steele No. 41 draft eligible wide receiver
- Reese's Senior Bowl Watch List

DAN SKIPPER, SR., OL

Preseason

- Outland Trophy Watch List
- Reese's Senior Bowl Watch List
- Lindy's All-America second team
- Athlon All-America third team
- Media All-SEC first team
- Coaches All-SEC first team
- Athlon All-SEC first team
- ESPN All-SEC team
- Lindy's All-SEC first team
- Phil Steele All-SEC first team
- Sporting News All-SEC team
- Lindy's best run blocker in the SEC
- ESPN.com No. 88 player in the nation

Regular Season

- SEC Offensive Lineman of the Week (Sept. 12)



A consensus preseason All-SEC first team selection and Outland Trophy Watch List member, **DAN SKIPPER** has made 36 consecutive starts on the offensive line.

JEREMY SPRINKLE, SR., TE

Preseason

- John Mackey Award Watch List
- Reese's Senior Bowl Watch List
- Media All-SEC third team
- Coaches All-SEC third team
- Athlon All-SEC third team
- Lindy's All-SEC third team
- Phil Steele All-SEC third team
- Phil Steele No. 5 tight end in the nation
- Athlon Top 15 Breakout Players in the nation

HENRE' TOLIVER, JR., DB

Preseason

- Phil Steele All-SEC fourth team

KODY WALKER, SR., RB

Preseason

- Doak Walker Award Watch List
- Reese's Senior Bowl Watch List

DEVWAH WHALEY, FR., RB

Preseason

- Phil Steele No. 7 freshman running back in the nation

RAWLEIGH WILLIAMS III SO., RB

Preseason

- Doak Walker Award Watch List

DEATRICH WISE JR., SR., DL


Regular Season

- SEC Defensive Lineman of the Week (Sept. 6)

Preseason

- Chuck Bednarik Award Watch List
- Bronko Nagurski Trophy Watch List
- Ted Hendricks Award Watch List
- Reese's Senior Bowl Watch List
- Media All-SEC third team
- Coaches All-SEC third team
- Athlon All-SEC second team
- Lindy's All-SEC third team
- Phil Steele All-SEC third team
- Allstate AFCA Good Works Team Nominee
- Phil Steele No. 9 defensive end in the nation
- ESPN.com No. 25 player in the SEC





AUSTIN ALLEN

Junior | Quarterback
6-1 | 209
Fayetteville, Ark. | Fayetteville HS

8



TOBY BAKER

Senior | Punter
6-3 | 215
Memphis, Tenn. | Memphis University HS

37

QUICK HITS

- His four touchdown passes in the second half and overtime are tied for the most in the nation.
- Delivered three TD passes at No. 15 TCU in the second half and first OT before running in the game-winning TD.
- Orchestrated a fourth quarter TD drive to either tie or take the lead in each of the first two games.
- Was named starting QB after the 10th practice of the spring.
- Served as the backup QB during the past two seasons.
- Made his first career start against LA Tech, completing 20 of 29 passes for 191 yards and two TDs.
- Completed 19 of 25, including eight straight, after the first drive of the game in the season opener.
- Father, Bobby, is on staff (Director of HS/NFL Relations).
- Younger brother of current Jacksonville Jaguars QB Brandon Allen.

SINGLE-GAME CAREER HIGHS

Attempts.....29 (2x), last at TCU (9/10/16)
 Completions.....20 vs. Louisiana Tech (9/3/16)
 Passing Yards.....223 at TCU (9/10/16)
 Passing TDs.....3 at TCU (9/10/16)
 Rushing Yards.....18 vs. Nicholls State (9/6/14)

CAREER STATS

	PASSING							RUSHING					
	GS	COMP	ATT	PCT	YDS	TD	INT	LNG	ATT	YDS	AVG	TD	LNG
2014	5/0	8	16	50.0	153	0	1	33	7	4	0.6	1	7
2015	3/0	1	3	33.3	35	1	0	35	0	0	0.0	0	0
2016	2/2	37	58	63.8	414	5	2	25	7	-24	-3.4	1	5
TOTAL 10/2	46	77	59.7	602	6	3	35	14	-20	-1.4	2	7	

2016 GAME-BY-GAME STATS

	PASSING							RUSHING					
	GS	COMP	ATT	PCT	YDS	TD	INT	LNG	ATT	YDS	AVG	TD	LNG
LA TECH	1	20	29	69.0	191	2	2	18	4	-26	-6.5	0	0
at TCU	1	17	29	58.6	223	3	0	25	3	2	0.7	1	5
TSU													
vs. TAMU													
ASU													
ALA													
MISS													
at AU													
UF													
LSU													
at MSU													
at MIZZ													
TOTAL 2	37	58	63.8	414	5	2	25	7	-24	-3.4	1	5	

QUICK HITS

- Named to the 2016 Ray Guy Award Watch List.
- Awarded a scholarship after the 2015 regular season, prior to the 2016 Liberty Bowl.
- Ranks fourth in the nation and tops in the SEC with a 49.4 average on the season.
- Has pinned a punt inside the 20 in 11 of his last 12 games dating back to last season.
- Pushed his streak of consecutive punts over 50 yards to seven after his five punts at TCU all went over 50 yards.
- Broke his career-long twice in the season opener and did it again at TCU with a career-long 59 yard punt in the first quarter.
- His seven punts of 50+ yards in the first two games are one more than his career total entering the year and are tied for the second-most in the FBS.
- Flipped the field position in the first quarter at TCU when he boomed a career-long 59-yard punt from the Arkansas 13-yard line that was downed at the TCU 28-yardline.
- His fifth punt at TCU went 52 yards and he made the tackle on the return.
- Pinned 23 of his 43 punts inside the 20-yard line in 2015.
- 5 of 6 50+ yard punts in 2015 came in SEC play.
- Allowed only 125 yards on 18 returns (6.9 avg.) in 2015.

SINGLE-GAME CAREER HIGHS

Punts.....10 at Alabama (10/10/15)
 Punt Yards.....402 at Alabama (10/10/15)
 Long.....59 at TCU (9/10/16)
 50+.....5 at TCU (9/10/16)
 Inside 20.....4 vs. Auburn (10/24/15)

CAREER STATS

	GP	NO	YDS	AVG	LONG	BLKD	TB	FC	50+	INSIDE 20
2014	2	1	36	36.0	36	0	0	0	0	0
2015	13	43	1,772	41.2	52	0	2	16	6	22
2016	2	10	494	49.4	59	0	0	4	7	2
TOTAL 17	54	2,302	42.6	59	0	2	20	13	24	

2016 GAME-BY-GAME STATS

	GP	NO	YDS	AVG	LONG	BLKD	TB	FC	50+	INSIDE 20
LA TECH	1	4	190	47.5	55	0	0	2	2	1
at TCU	1	6	304	50.7	59	0	0	2	5	1
TSU										
vs. TAMU										
ASU										
ALA										
MISS										
at AU										
UF										
LSU										
at MSU										
at MIZZ										
TOTAL 2	10	494	49.4	59	0	0	4	7	2	



GAME NOTES



TEVIN BENUM

Junior | Defensive Lineman
6-4 | 251
Forrest City, Ark. | Forrest City HS

97



JARED COLLINS

Senior | Defensive Back
5-11 | 173
Tulsa, Okla. | Booker T. Washington HS

29

QUICK HITS

- Tied for ninth on the team in tackles with nine.
- Totaled five tackles for the third time in his career against TCU.
- Ranked fifth on the team in tackles for loss with 7.0 in 2015.
- Tied for second on the team in sacks with 2.0 in 2015.
- His 2.0 sacks came against SEC opponents.

SINGLE-GAME CAREER HIGHS

Tackles 6 vs. Missouri (11/27/15)
 Tackles For Loss 2.0 at Tennessee (10/3/15)
 Sacks 1.0 at Tennessee (10/3/15)
 Forced Fumbles 1 at Auburn (8/30/14)
 QB Hurries 2 vs. Nicholls State (9/6/14)

CAREER STATS

	GS	UA	A	ToT	TFL-YDS	SCK-YDS	FF	FR-YDS	INT-YDS	QBH	BRUP
2014	12/0	4	7	11	2.0-4	0.0-0	1	1-0	0-0	4	0
2015	13/8	11	19	30	7.0-27	2.0-12	0	1-0	0-0	1	1
2016	2/1	2	4	6	0.0-0	0.0-0	0	0-0	0-0	0	0
TOTAL	27/9	17	30	47	9.0-31	2.0-12	1	2-0	0-0	5	1

2016 GAME-BY-GAME STATS

	GS	UA	A	ToT	TFL-YDS	SCK-YDS	FF	FR-YDS	INT-YDS	QBH	BRUP
LA TECH	1/0	1	0	1	0.0-0	0.0-0	0	0-0	0-0	0	0
at TCU	1/1	1	4	5	0.0-0	0.0	0	0-0	0-0	0	0
TSU											
vs. TAMU											
ASU											
ALA											
MISS											
at AU											
UF											
LSU											
at MSU											
at MIZZ											
TOTAL	2/1	2	4	6	0.0-0	0.0-0	0	0-0	0-0	0	0

QUICK HITS

- Has started 25 straight games.
- Has made at least two tackles in 32 of 39 career games played.
- Led team in PBUs for the second straight season with nine in 2015, which tied for 11th in the SEC.
- Recorded 44 tackles in 2015, which ranked fourth among Arkansas DBs.
- Forced one fumble and collected one interception in 2015.

SINGLE-GAME CAREER HIGHS

Tackles 10 at Missouri (11/28/14)
 Tackles For Loss 3.0 vs. UAB (10/25/14)
 Fumbles Forced 1 (3x), last at Tennessee (10/3/15)
 Interceptions 1 (2x), last vs. Texas Tech (9/19/15)
 Pass Breakups 4 vs. LSU (11/15/14)

CAREER STATS

	GS	UA	A	ToT	TFL-YDS	SCK-YDS	FF	FR-YDS	INT-YDS	QBH	BRUP
2013	11/2	13	14	27	1.0-1	0.0-0	1	0-0	1-0	0	2
2014	13/12	39	14	53	4.0-23	1.0-18	1	0-0	0-0	0	13
2015	13/13	29	15	44	0.5-2	0.0-0	1	0-0	1-0	0	9
2016	2/2	1	2	3	0.0-0	0.0-0	0	0-0	0-0	0	0
TOTAL	39/29	82	45	127	5.5-26	1.0-18	3	0-0	2-0	0	24

2016 GAME-BY-GAME STATS

	GS	UA	A	ToT	TFL-YDS	SCK-YDS	FF	FR-YDS	INT-YDS	QBH	BRUP
LA TECH	1/1	0	1	1	0.0-0	0.0-0	0	0-0	0-0	0	0
at TCU	1/1	1	1	2	0.0-0	0.0-0	0	0-0	0-0		
TSU											
vs. TAMU											
ASU											
ALA											
MISS											
at AU											
UF											
LSU											
at MSU											
at MIZZ											
TOTAL	2/2	1	2	3	0.0-0	0.0-0	0	0-0	0-0	0	0





JARED CORNELIUS

Junior | Wide Receiver
5-11 | 212
Shreveport, La. | Evangel Christian Academy

1

QUICK HITS

- Named to the 2016 Paul Hornung Award Watch List.
- Hauled in the first TD pass of the season from 13-yards out in the season opener.
- Has scored a TD in five of his last seven games with three coming through the air and two on the ground.
- Missed four games in 2015 with a broken arm.
- Only player in the SEC and one of three players in the country with a 40-yard reception, 40-yard run and 40-yard punt return in 2015.
- Recorded a catch in 8 of 9 games last season, including seven multi-reception contests.
- Had nine plays of 20+ yards (six receiving, two punt returns and one rushing).

SINGLE-GAME CAREER HIGHS


Receptions.....5 vs. Mississippi State (11/21/15)
Receiving Yards.....81 vs. Mississippi State (11/21/15)
Receiving TDs.....1 (6x), last vs. Louisiana Tech (9/3/16)
Rushing Yards.....71 at LSU (11/14/15)
Rushing TDs.....1 at LSU (11/14/15)

CAREER STATS

	RECEIVING					RUSHING					PUNT RETURN				
	GS	REC	YDS	AVG	TD	LNG	ATT	YDS	AVG	TD	LNG	RET	YDS	TD	LNG
2014	13/0	18	212	11.8	2	38	5	23	4.6	0	11	9	91	0	35
2015	9/6	24	393	16.4	3	58	7	112	16.0	2	69	7	93	0	43
2016	2/1	3	30	10.0	1	17	3	13	4.3	0	8	3	35	0	19
TOTAL	24/7	45	635	14.1	6	58	15	148	9.9	2	69	19	219	11.5	43

2016 GAME-BY-GAME STATS

	RECEIVING					RUSHING					PUNT RETURN				
	GS	REC	YDS	AVG	TD	LNG	ATT	YDS	AVG	TD	LNG	RET	YDS	TD	LNG
LA TECH	1	1	13	13.0	1	13	3	13	4.3	0	8	1	0	0	0
at TCU	-	2	17	8.5	0	17	0	0	0.0	0	0	2	35	0	19
TSU															
vs. TAMU															
ASU															
ALA															
MISS															
at AU															
UF															
LSU															
at MSU															
at MIZZ															
TOTAL	1	3	30	10.0	1	17	3	13	4.3	0	8	3	35	0	19



BROOKS ELLIS

Senior | Linebacker
6-2 | 245
Fayetteville, Ark. | Fayetteville HS

51

QUICK HITS

- Named to the 2016 Butkus Award, 2016 Wuerffel Award and 2016-17 Senior Bowl Watch Lists.
- Has started 20 straight games.
- Gave Arkansas a 13-0 lead at TCU in the second quarter when he took his fourth career interception 47 yards for a touchdown.
- Led Arkansas with 13 tackles, including eight solo, for his seventh career game with double-digit stops.
- His 13 tackles at TCU equaled the most by an SEC player on the weekend.
- Registered at least one tackle during eight of TCU's first nine drives and 10 of 15 for the game, including the overtimes.
- Three tackles for loss at TCU marked a career-high.
- Made eight tackles in the second half and overtime periods at TCU.
- Ranks third in the SEC with 19 tackles through the first two games.
- Tied for second on the team in tackles vs. LA Tech with six.
- 102 tackles in 2015 led the team and tied for ninth in the SEC.
- 67 of 102 tackles came against SEC opponents, highlighted by a pair of double-figure performances.
- Led the team in tackles four times in 2015.
- One of two SEC defenders to log 15+ tackles in a conference game twice in 2015.
- The duo of Ellis and Greenlaw finished as one of six pairs of teammates to rank in the SEC's top 20 in total tackles.

SINGLE-GAME CAREER HIGHS

Tackles.....15 (2x) last vs. Mississippi State (11/21/15)
Tackles For Loss.....3.0 at TCU (9/10/16)
Sacks.....1.5 vs. Kansas State (1/2/16)
Forced Fumbles.....1 (2x) last vs. Texas (12/29/14)
Interceptions.....1 (4x) last at TCU (9/10/16)

CAREER STATS

	GS	UA	A	ToT	TFL-YDS	SCK-YDS	FF	FR-YDS	INT-YDS	QBH	BRUP
2013	12/4	12	21	33	2.0-3	0.5-1	0	0-0	0-0	0	1
2014	11/11	29	43	72	5.5-13	0.5-4	2	0-0	2-63	2	5
2015	13/13	45	57	102	8.0-26	1.5-12	0	1-4	1-28	5	3
2016	2/2	10	9	19	3.0-9	0.0-0	0	0-0	1-47	0	0
TOTAL	38/30	96	130	226	18.5-51	2.5-17	2	1-4	4-138	7	9

2016 GAME-BY-GAME STATS

	GS	UA	A	ToT	TFL-YDS	SCK-YDS	FF	FR-YDS	INT-YDS	QBH	BRUP
LA TECH	1/1	2	4	6	0.0-0	0.0-0	0	0-0	0-0	0	0
at TCU	1/1	8	5	13	3.0-9	0.0-0	0	0-0	1-47	0	0
TSU											
vs. TAMU											
ASU											
ALA											
MISS											
at AU											
UF											
LSU											
at MSU											
at MIZZ											
TOTAL	2/2	10	9	19	3.0-9	0.0-0	0	0-0	1-47	0	0



GAME NOTES



DRE GREENLAW

Sophomore | Linebacker
6-0 | 226
Fayetteville, Ark. | Fayetteville HS

23

QUICK HITS

- Has started 13 straight games.
- Ranks second on the team in tackles with 15.
- Tied for the team lead in tackles with seven and made his first career INT vs. LA Tech.
- Is 1 of 5 SEC linebackers, along with Brooks Ellis, with an interception on the season.
- Has led the team in tackles in six of 15 games played.
- Only player to win SEC Freshman of the Week twice in 2015.
- Finished fifth nationally among FBS freshmen and tops among SEC rookies in tackles in 2015.
- Ranked 17th in the SEC in total tackles in 2015.
- Made a team-high 69 tackles in SEC action and averaged 9.8 tackles in SEC road games in 2015.
- Put together four double-digit tackle performances last season.
- Combined for 150 tackles with Brooks Ellis over the last nine games of the 2015 season.

SINGLE-GAME CAREER HIGHS

Tackles16 vs. Auburn (10/24/15)
Tackles For Loss1.0 (3x) last at LSU (11/14/15)
Sacks1.0 at LSU (11/14/15)
Forced Fumbles1 (2x) last at LSU (11/14/15)
Interceptions1 vs. Louisiana Tech (9/3/16)

CAREER STATS

	GS	UA	A	ToT	TFL-YDS	SCK-YDS	FF	FR-YDS	INT-YDS	QBH	BRUP
2015	13/11	46	49	95	3.5-20	1.0-14	2	0-0	0-0	1	1
2016	2/2	6	9	15	0.0-0	0.0-0	0	1-0	1-3	0	0
TOTAL	15/13	52	58	110	3.5-20	1.0-14	2	1-0	1-3	1	1

2016 GAME-BY-GAME STATS

	GS	UA	A	ToT	TFL-YDS	SCK-YDS	FF	FR-YDS	INT-YDS	QBH	BRUP
LA TECH	1/1	2	5	7	0.0-0	0.0-0	0	0-0	1-3	0	0
at TCU	1/1	4	4	8	0.0-0	0.0-0	0	1-0	0-0	0	0
TSU											
vs. TAMU											
ASU											
ALA											
MISS											
at AU											
UF											
LSU											
at MSU											
at MIZZ											
TOTAL	2/2	6	9	15	0.0-0	0.0-0	0	1-0	1-3	0	0



KEON HATCHER

Senior | Wide Receiver
6-2 | 207
Owasso, Okla. | Owasso HS

4

QUICK HITS

- Named to the 2016-17 Senior Bowl Watch List.
- Extended his streak to 21 consecutive games with a catch for a first down, dating back to 2013.
- Has hauled in 8 of 11 targets this season.
- Just six receptions shy of 100 for his career.
- Suffered a season-ending foot injury in 2015 and returned with team bests in receptions (6) and yards (86) in the season opener.
- Eclipsed 100-yards receiving for the second time in his career against UTEP in 2015.
- Also had his first multi-TD catch game with two vs. UTEP (6 catches, 106 yards, 2 TD).
- Led SEC in receiving yards through the first two weeks and was tied for second in receptions.
- Hauled in 10 of his 13 receptions in 2015 during the first half for 160 yards.
- 10 of 13 catches in 2015 resulted in a first down.

SINGLE-GAME CAREER HIGHS

Receptions7 (3x) last vs. Toledo (9/12/15)
Receiving Yards107 vs. Northern Illinois (9/20/14)
Receiving TDs2 vs. UTEP (9/5/15)
Rushing Yards82 vs. Nicholls State (9/6/14)
Rushing TDs1 vs. Nicholls State (9/6/14)

CAREER STATS

	RECEIVING						RUSHING				
	GS	REC	YDS	AVG	TD	LNG	ATT	YDS	AVG	TD	LNG
2012	10/0	3	21	7.0	1	12	0	0	0.0	0	0
2013	10/6	27	346	12.8	2	43	11	140	12.7	0	50
2014	13/12	43	558	13.0	6	50	5	112	22.4	1	82
2015	2/2	13	198	15.2	2	38	1	0	0.0	0	0
2016	2/0	8	108	13.5	1	18	0	0	0.0	0	0
TOTAL	37/20	94	1,231	13.1	12	50	17	252	14.8	1	82

2016 GAME-BY-GAME STATS

	RECEIVING						RUSHING				
	GS	REC	YDS	AVG	TD	LNG	ATT	YDS	AVG	TD	LNG
LA TECH	1/0	6	86	14.3	0	18	0	0	0.0	0	0
at TCU	1/0	2	22	11.0	1	16	0	0	0.0	0	0
TSU											
vs. TAMU											
ASU											
ALA											
MISS											
at AU											
UF											
LSU											
at MSU											
at MIZZ											
TOTAL	2/0	8	108	13.5	1	18	0	0	0.0	0	0





COLE HEDLUND

Sophomore | Kicker
5-10 | 171
Argyle, Texas | Argyle HS

9

QUICK HITS

- Has made 64 of his 64 career PAT kick attempts.
- Tied a career high with two field goals made at TCU.
- Kicked a 38-yard field goal, the second longest of his career, to cap Arkansas' first drive at TCU.
- Was one of only four SEC kickers to be perfect on PAT kicks in 2015 (min. 50 attempts).
- 58 made PATs in 2015 ranked second in the SEC and tied the school record.
- 58 attempts were the third-most in a season by a Razorback.

SINGLE-GAME CAREER HIGHS

Field Goals Made.....2 (2x) last at TCU (9/10/16)
Longest Field Goal.....45 at Ole Miss (11/7/15)
PATs Made.....9 vs. UT Martin (10/31/15)

CAREER STATS

	GP	FGM-FGA	LNG	PATs	PTs
2015	13	9-15	45	58	85
2016	2	2-3	38	6	12
TOTAL	15	11-18	45	64	97

2016 GAME-BY-GAME STATS

	GP	FGM-FGA	LNG	PATs	PTs
LA TECH	1	0-0	0	3	3
at TCU	1	2-3	38	3	9
TSU					
vs. TAMU					
ASU					
ALA					
MISS					
at AU					
UF					
LSU					
at MSU					
at MIZZ					
TOTAL	2	2-3	38	6	12



TAIWAN JOHNSON

Senior | Defensive Lineman
6-2 | 284
Manvel, Texas | Manvel HS

94

QUICK HITS

- Has started 28 straight games.
- Had a QB hurry that forced an interception that was returned for a TD at TCU.
- Has made at least a half-sack in six career games, including three of his last four.
- Has recorded a tackle in 12 of his last 15 contests played.
- His 24 tackles in 2015 tied for fourth among Arkansas defensive linemen.
- Made a tackle for loss in three straight games last season.
- Recorded 4.5 sacks as a sophomore in 2014.

SINGLE-GAME CAREER HIGHS


Tackles8 vs. Mississippi State (11/21/15)
Tackles For Loss3.0 vs. Nicholls State (9/6/14)
Sacks.....2.5 vs. Nicholls State (9/6/14)
Forced Fumbles.....None
QB Hurries.....1 (3x) last vs. Missouri (11/27/15)

CAREER STATS

	GS	UA	A	ToT	TFL-YDS	SCK-YDS	FF	FR-YDS	INT-YDS	QBH	BRUP
2013	3/0	1	3	4	0.0-0	0.0-0	0	0-0	0-0	0	0
2014	13/13	15	11	26	8.0-45	4.5-35	0	2-0	0-0	1	0
2015	13/13	12	16	28	5.0-16	1.5-4	0	1-15	0-0	1	2
2016	2/2	3	1	4	1.0-5	1.0-5	0	0-0	0-0	1	0
TOTAL	31/28	31	31	62	14.0-66	7.0-44	0	3-15	0-0	3	2

2016 GAME-BY-GAME STATS

	GS	UA	A	ToT	TFL-YDS	SCK-YDS	FF	FR-YDS	INT-YDS	QBH	BRUP
LA TECH	1/1	1	0	1	1.0-5	1.0-5	0	0-0	0-0	0	0
at TCU	1/1	2	1	3	0.0-0	0.0-0	0	0-0	0-0	1	0
TSU											
vs. TAMU											
ASU											
ALA											
MISS											
at AU											
UF											
LSU											
at MSU											
at MIZZ											
TOTAL	2/2	3	1	4	1.0-0	1.0-0	0	0-0	0-0	1	0

**JEREMIAH LEDBETTER**Senior | Defensive Lineman
6-3 | 280

Orlando, Fla. | Gainesville HS (Ga.) / Hutchinson CC (Kan.)

55**QUICK HITS**

- Recorded a half-sack in the season opener and followed up with another at TCU.
- Also forced a fumble for the first time in his career at TCU.
- Leads all SEC defensive linemen in tackles with 13, which ranks third on the team.
- Has recorded four or more stops in 10 of his 15 games played.
- Took over as a starter in the second game of the 2015 season and never relinquished that role.
- Tied for fourth on the team in tackles in 2015 with 55.
- Ranked fourth on the team in tackles for loss with 7.5 and tied for third in sacks with 2.0.

SINGLE-GAME CAREER HIGHS


Tackles 8 vs. UTEP (9/5/15)
 Tackles For Loss 2.5 vs. Auburn (10/24/15)
 Sacks 1.0 vs. Auburn (10/24/15)
 Forced Fumbles 1 at TCU (9/10/16)
 QB Hurries 1 (2x) last at Tennessee (10/3/15)

CAREER STATS

	GS	UA	A	ToT	TFL-YDS	SCK-YDS	FF	FR-YDS	INT-YDS	QBH	BRUP
2015	13/12	24	31	55	7.5-27	2.0-14	0	0-0	0-0	3	1
2016	2/2	5	8	13	1.0-8	1.0-8	1	0-0	0-0	0	0
TOTAL	15/14	29	39	68	8.5-35	3.0-22	1	0-0	0-0	3	1

2016 GAME-BY-GAME STATS

	GS	UA	A	ToT	TFL-YDS	SCK-YDS	FF	FR-YDS	INT-YDS	QBH	BRUP
LA TECH	1/1	2	4	6	0.5-5	0.5-5	0	0-0	0-0	0	0
at TCU	1/1	3	4	7	0.5-3	0.5-3	1	0-0	0-0	0	0
TSU											
vs. TAMU											
ASU											
ALA											
MISS											
at AU											
UF											
LSU											
at MSU											
at MIZZ											
TOTAL	2/2	5	8	13	1.0-8	1.0-8	1	0-0	0-0	0	0

**JOSH LIDDELL**Junior | Defensive Back
6-1 | 210

Pine Bluff, Ark. | Dollarway Senior HS

28**QUICK HITS**

- Has 31 tackles, including 1.0 for loss, and one interception during his last six games dating back to last season.
- Has logged at least eight tackles three times during his career.
- Ranked sixth on the team in tackles in 2015 with 52.
- Tallied 1.5 tackles for loss, forced one fumble and broke up three passes in 2015.
- Tied for the team lead in interceptions with two last season.

SINGLE-GAME CAREER HIGHS

Tackles 9 (2x) last vs. Mississippi State (11/21/15)
 Tackles For Loss 1.0 vs. Missouri (11/27/15)
 Interceptions 1 (2x) last vs. Missouri (11/27/15)
 Pass Breakups 2 vs. Auburn (10/24/15)

CAREER STATS

	GS	UA	A	ToT	TFL-YDS	SCK-YDS	FF	FR-YDS	INT-YDS	QBH	BRUP
2014	12/2	4	8	12	0.0-0	0.0-0	0	0-0	0-0	0	1
2015	13/10	28	24	52	1.5-2	0.0-0	1	0-0	2-0	0	3
2016	2/2	4	4	8	0.0-0	0.0-0	0	0-0	0-0	0	0
TOTAL	27/14	36	36	72	1.5-2	0.0-0	1	0-0	2-0	0	4

2016 GAME-BY-GAME STATS

	GS	UA	A	ToT	TFL-YDS	SCK-YDS	FF	FR-YDS	INT-YDS	QBH	BRUP
LA TECH	1/1	3	2	5	0.0-0	0.0-0	0	0-0	0-0	0	0
at TCU	1/1	1	2	3	0.0-0	0.0-0	0	0-0	0-0	0	0
TSU											
vs. TAMU											
ASU											
ALA											
MISS											
at AU											
UF											
LSU											
at MSU											
at MIZZ											
TOTAL	2/2	4	4	8	0.0-0	0.0-0	0	0-0	0-0	0	0



DAMON MITCHELL

Junior | Running Back
6-2 | 215
Egg Harbor City, N.J. | Cedar Creek HS

7



DREW MORGAN

Senior | Wide Receiver
6-0 | 193
Greenwood, Ark. | Greenwood HS

80

QUICK HITS

- Moved to running back during the offseason.
- Caught six passes for 84 yards and one touchdown in 2015
- Rushed four times for 29 yards last season.

SINGLE-GAME CAREER HIGHS

Attempts 3 vs. Nicholls State (9/6/14)
Rush Yards 36 vs. Nicholls State (9/6/14)
Rush TDs None
Receptions 3 vs. UT Martin (10/31/15)
Receiving Yards 66 vs. UT Martin (10/31/15)
Receiving TDs 1 vs. UT Martin (10/31/15)

CAREER STATS

	RUSHING						RECEIVING				
	GS	ATT	YDS	AVG	TD	LNG	REC	YDS	AVG	TD	LNG
2014	4/0	6	58	9.7	0	15	0	0	0.0	0	0
2015	13/1	4	29	7.3	0	15	6	84	14.0	1	49
2016	1/0	-	-	-	-	-	-	-	-	-	-
TOTAL	18/1	10	87	8.7	0	15	6	84	14.0	1	49

2016 GAME-BY-GAME STATS

	RUSHING						RECEIVING				
	GS	ATT	YDS	AVG	TD	LNG	REC	YDS	AVG	TD	LNG
LA TECH	-	-	-	-	-	-	-	-	-	-	-
at TCU	1/0	0	0	0.0	0	0	0	0	0.0	0	0
TSU	-	-	-	-	-	-	-	-	-	-	-
vs. TAMU	-	-	-	-	-	-	-	-	-	-	-
ASU	-	-	-	-	-	-	-	-	-	-	-
ALA	-	-	-	-	-	-	-	-	-	-	-
MISS	-	-	-	-	-	-	-	-	-	-	-
at AU	-	-	-	-	-	-	-	-	-	-	-
UF	-	-	-	-	-	-	-	-	-	-	-
LSU	-	-	-	-	-	-	-	-	-	-	-
at MSU	-	-	-	-	-	-	-	-	-	-	-
at MIZZ	-	-	-	-	-	-	-	-	-	-	-
TOTAL	1/0	0	0	0.0	0	0	0	0	0.0	0	0

QUICK HITS

- Named to the 2016 Biletnikoff Award and 2016-17 Senior Bowl Watch Lists.
- Leads Arkansas in receptions (11), yards (140) and first downs (T-3rd, 7th & T-1st in the SEC).
- Has caught 12 of 17 targets this season.
- Hauled in seven catches for 93 yards and a TD at No. 15 TCU.
- Has a reception in 16 straight games, dating back to 2014 season.
- 59 of his 85 career receptions have resulted in a first down.
- Is the only returning SEC receiver with double-digit TD receptions in 2015.
- Tied for second in the SEC and 17th nationally in TD receptions in 2015.
- His 10 scores equaled the third-most in program single-season history and led the SEC during the regular season.
- Led the SEC with eight receiving touchdowns in conference play, including four on the road.
- Reached the end zone in seven contests.
- Became the first Hog since 2011 to have three 100-yard receiving games in SEC play in a single season.
- First player in program history with back-to-back 100-yard receiving games in SEC play away from home.

SINGLE-GAME CAREER HIGHS

Receptions 9 at Ole Miss (11/7/15)
Receiving Yards 155 vs. Texas A&M (9/26/15)
Receiving TDs 3 at Ole Miss (11/7/15)

CAREER STATS

	RECEIVING						RUSHING				
	GS	REC	YDS	AVG	TD	LNG	ATT	YDS	AVG	TD	LNG
2013	10/0	0	0	0.0	0	0	0	0	0.0	0	0
2014	13/0	10	181	18.1	1	44	0	0	0.0	0	0
2015	13/10	63	843	13.4	10	52	4	20	5.0	0	9
2016	2/2	12	140	11.7	1	24	0	0	0.0	0	0
TOTAL	38/12	85	1,164	13.7	12	52	4	20	5.0	0	9

2016 GAME-BY-GAME STATS

	RECEIVING						RUSHING				
	GS	REC	YDS	AVG	TD	LNG	ATT	YDS	AVG	TD	LNG
LA TECH	1/1	5	47	9.4	0	18	0	0	0.0	0	0
at TCU	1/1	7	93	13.3	1	24	0	0	0.0	0	0
TSU	-	-	-	-	-	-	-	-	-	-	-
vs. TAMU	-	-	-	-	-	-	-	-	-	-	-
ASU	-	-	-	-	-	-	-	-	-	-	-
ALA	-	-	-	-	-	-	-	-	-	-	-
MISS	-	-	-	-	-	-	-	-	-	-	-
at AU	-	-	-	-	-	-	-	-	-	-	-
UF	-	-	-	-	-	-	-	-	-	-	-
LSU	-	-	-	-	-	-	-	-	-	-	-
at MSU	-	-	-	-	-	-	-	-	-	-	-
at MIZZ	-	-	-	-	-	-	-	-	-	-	-
TOTAL	2/2	12	140	11.7	1	24	0	0	0.0	0	0



GAME NOTES



SANTOS RAMIREZ

Sophomore | Defensive Back
6-2 | 205
Shreveport, La. | Evangel Christian Academy

9

QUICK HITS

- Ranks fourth on the team in tackles this season with 12.
- All five tackles at TCU were of the solo variety.
- Tied for the team lead with a career-high seven tackles vs. LA Tech.
- 31 of his 47 career tackles have been solo stops.
- Made at least five tackles in each of his last two games.
- Totaled 35 tackles and one interception in 2015.
- Has a tackle in 12 of 13 contests during his career.

SINGLE-GAME CAREER HIGHS


Tackles7 (2x) last vs. Louisiana Tech (9/3/16)
 Tackles For Loss None
 Interceptions 1 at Alabama (10/10/15)
 Pass Breakups 2 vs. Texas A&M (9/26/15)

CAREER STATS

	GS	UA	A	ToT	TFL-YDS	SCK-YDS	FF	FR-YDS	INT-YDS	QBH	BRUP
2015	12/3	22	13	35	0.0-0	0.0-0	0	0-0	1-18	0	3
2016	2/2	9	3	12	0.0-0	0.0-0	0	0-0	0-0	0	1
TOTAL	14/5	31	16	47	0.0-0	0.0-0	0	0-0	1-18	0	4

2016 GAME-BY-GAME STATS

	GS	UA	A	ToT	TFL-YDS	SCK-YDS	FF	FR-YDS	INT-YDS	QBH	BRUP
LA TECH	1/1	4	3	7	0.0-0	0.0-0	0	0-0	0-0	0	0
at TCU	1/1	5	0	5	0.0-0	0.0-0	0	0-0	0-0	0	1
TSU											
vs. TAMU											
ASU											
ALA											
MISS											
at AU											
UF											
LSU											
at MSU											
at MIZZ											
TOTAL	2/2	9	3	12	0.0-0	0.0-0	0	0-0	0-0	0	1



DOMINIQUE REED

Senior | Wide Receiver
6-3 | 175
Camden, Ark. | Fairview HS/Coffeyville CC (Kan.)

3

QUICK HITS

- Named to the 2016-17 Senior Bowl Watch List.
- Has a reception in both games along with two rushes for 18 yards at No. 15 TCU.
- Scored a touchdown in six straight games in 2015, including all four SEC road games.
- Finished third on the team in receptions (28) and receiving yards (535).
- Found the end zone seven times, including six TDs through the air.
- Finished second in the SEC in yards per reception (19.1), good for 19th nationally.
- Tied for second in the SEC with four catches of 50+ yards.
- Ran for 20 or more yards after the catch on four of his six TD receptions.
- Turned 21 of his 28 receptions into first downs.
- Recorded a catch in each of the final 11 games of the season.

SINGLE-GAME CAREER HIGHS

Receptions7 at Ole Miss (11/7/15)
 Receiving Yards105 at Ole Miss (11/7/15)
 Receiving TDs2 at Ole Miss (11/7/15)
 Rushing TDs1 vs. Auburn (10/24/15)

CAREER STATS

	RECEIVING					RUSHING					KICK RETURN				
	GS	REC	YDS	AVG	TD	LNG	ATT	YDS	AVG	TD	LNG	RET	YDS	TD	LNG
2015	12/6	28	535	19.1	6	71	4	24	6.0	1	11	10	222	0	40
2016	2/1	2	17	8.5	0	11	2	18	9.0	0	15	6	119	0	25
TOTAL	14/7	30	552	18.4	6	71	6	42	7.0	1	15	16	341	0	40

2016 GAME-BY-GAME STATS

	RECEIVING					RUSHING					KICK RETURN				
	GS	REC	YDS	AVG	TD	LNG	ATT	YDS	AVG	TD	LNG	RET	YDS	TD	LNG
LA TECH	1/0	1	6	6.0	0	6	0	0	0.0	0	0	2	42	0	25
at TCU	1/1	1	11	11.0	0	11	2	18	9.0	0	15	4	77	0	22
TSU															
vs. TAMU															
ASU															
ALA															
MISS															
at AU															
UF															
LSU															
at MSU															
at MIZZ															
TOTAL	2/1	2	17	8.5	0	11	2	18	9.0	0	15	6	119	0	25





KEVIN RICHARDSON II

Junior | Defensive Back
6-0 | 178
Jacksonville, Ark. | Jacksonville HS

30

QUICK HITS

- Did not play at TCU and will miss the rest of the regular season with a pectoral tear.
- Tied for the team lead with seven tackles vs. LA Tech.
- Has led the team in tackles three times during his career.
- Finished seventh on the team in tackles last season with 44.
- Made one interception and broke up three passes.
- Totaled 33 tackles, including two double-digit performances, during the last five games of the 2015 season

SINGLE-GAME CAREER HIGHS

Tackles10 (2x) last vs. Mississippi State (11/21/15)
Tackles For LossNone
Interceptions1 vs. Mississippi State (11/21/15)
Pass Breakups3 vs. Mississippi State (11/21/15)

CAREER STATS

	GS	UA	A	ToT	TFL-YDS	SCK-YDS	FF	FR-YDS	INT-YDS	QBH	BRUP
2014	13/0	5	3	8	0.0-0	0.0-0	0	0-0	0-0	1	0
2015	13/5	22	22	44	0.0-0	0.0-0	0	0-0	1-0	0	3
2016	1/1	2	5	7	0.0-0	0.0-0	0	0-0	0-0	0	0
TOTAL	27/6	29	30	59	0.0-0	0.0-0	0	0-0	1-0	1	3

2016 GAME-BY-GAME STATS

	GS	UA	A	ToT	TFL-YDS	SCK-YDS	FF	FR-YDS	INT-YDS	QBH	BRUP
LA TECH	1/1	2	5	7	0.0-0	0.0-0	0	0-0	0-0	0	0
at TCU	-	-	-	-	-	-	-	-	-	-	-
TSU											
vs. TAMU											
ASU											
ALA											
MISS											
at AU											
UF											
LSU											
at MSU											
at MIZZ											
TOTAL	1/1	2	5	7	0.0-0	0.0-0	0	0-0	0-0	0	0



JEREMY SPRINKLE

Senior | Tight End
6-6 | 256
White Hall, Ark. | White Hall HS

83

QUICK HITS

- Named to the 2016 John Mackey Award and 2016-17 Senior Bowl Watch Lists.
- Is the only SEC tight end and one of three nationally with a TD catch in each of the first two weeks.
- Tied Hunter Henry for second in program history in TD catches among tight ends when he hauled in a 19-yard scoring strike during the first overtime of Arkansas' win at No. 15 TCU.
- Caught the eventual game-winning TD vs. LA Tech.
- Has six TDs in his last five games dating back to 2015.
- Each of his six catches this season have resulted in either a first down or TD.
- 26 of his last 34 receptions have resulted in either a first down or a TD, dating back to last season.
- 20 of those receptions have gone for at least 10 yards, including eight for 20 yards or more.
- Led all SEC tight ends with six receiving TDs in 2015, good for a tie for ninth in the FBS.
- Finished with 27 receptions for 389 yards last season.
- Equaled the program single-game record and tied for the most touchdowns by an FBS tight end in 2015 with three against Mississippi State (11/21/15).
- All six touchdowns came over the final seven games of the season.
- Ranked 12th among FBS tight ends with at least 20 catches with 14.4 yards per reception average.

SINGLE-GAME CAREER HIGHS

Receptions6 vs. Mississippi State (11/21/15)
Receiving Yards81 vs. Kansas State (1/2/16)
Receiving TDs3 vs. Mississippi State (11/21/15)

CAREER STATS

	RECEIVING						RUSHING				
	GS	REC	YDS	AVG	TD	LNG	ATT	YDS	AVG	TD	LNG
2013	12/2	4	68	17.0	0	44	1	1	1.0	0	1
2014	13/0	7	84	12.0	1	17	0	0	0.0	0	0
2015	13/7	27	389	14.4	6	42	1	4	4.0	0	4
2016	2/2	6	77	12.8	2	25	0	0	0.0	0	0
TOTAL	40/11	44	618	14.0	9	44	2	5	2.5	0	4

2016 GAME-BY-GAME STATS

	RECEIVING						RUSHING				
	GS	REC	YDS	AVG	TD	LNG	ATT	YDS	AVG	TD	LNG
LA TECH	1/1	3	19	6.3	1	12	0	0	0.0	0	0
at TCU	1/1	3	58	19.3	1	25	0	0	0.0	0	0
TSU											
vs. TAMU											
ASU											
ALA											
MISS											
at AU											
UF											
LSU											
at MSU											
at MIZZ											
TOTAL	2/2	6	77	12.8	2	25	0	0	0.0	0	0

**HENRE' TOLIVER**

Junior | Defensive Back
6-1 | 185
Marrero, La. | Archbishop Rummel HS

5**QUICK HITS**

- Has started each of the last six contests dating back to last season.
- Has four or more tackles in 10 of his last 15 contests.
- 60 of 83 career tackles have been solo stops.
- Fourth on the team in tackles with six at TCU.
- Helped the Hogs shut out TCU in the first half with three tackles and a pass breakup.
- Finished fourth on the team and second among defensive backs in tackles last season with 55.
- Ranked second on the team in pass breakups with eight last season.

SINGLE-GAME CAREER HIGHS

Tackles 8 (2x) last vs. Mississippi State (11/21/15)
Tackles For Loss 2.0 vs. UTEP (9/5/15)
Interceptions 1 (3x) last vs. UTEP (9/5/15)
Pass Breakups 2 (2x) last at LSU (11/14/15)

CAREER STATS

	GS	UA	A	ToT	TFL-YDS	SCK-YDS	FF	FR-YDS	INT-YDS	QBH	BRUP
2014	11/4	11	7	18	1.0-4	1.0-4	0	0-0	2-46	0	1
2015	13/10	43	12	55	4.0-14	0.0-0	0	0-0	1-12	0	8
2016	2/2	4	2	6	1.0-1	0.0-0	0	0-0	0-0	0	1
TOTAL	26/16	60	23	83	6.0-19	1.0-4	0	0-0	3-58	0	10

2016 GAME-BY-GAME STATS

	GS	UA	A	ToT	TFL-YDS	SCK-YDS	FF	FR-YDS	INT-YDS	QBH	BRUP
LA TECH	1/1	2	2	4	1.0-1	0.0-0	0	0-0	0-0	0	0
at TCU	1/1	4	2	6	0.0-0	0-0	0	0-0	0-0	0	1
TSU											
vs. TAMU											
ASU											
ALA											
MISS											
at AU											
UF											
LSU											
at MSU											
at MIZZ											
TOTAL	2/2	6	4	10	1.0-1	0.0-0	0	0-0	0-0	0	1

**KODY WALKER**

Senior | Running Back
6-2 | 240
Jefferson City, Mo. | Jefferson City HS

24**QUICK HITS**

- Named to the 2016 Doak Walker Award and 2016-17 Senior Bowl Watch Lists.
- Had six carries for 24 yards in the season opener, highlighted by a critical 4th and 1 first down run in the fourth quarter.
- Earned a sixth year of eligibility from the NCAA and SEC prior to the start of 2015 after his first two seasons were cut short due to injury.
- His 90 carries, 394 yards and six touchdowns in 2015 were each career season highs and ranked second on the team
- Played in each of the first two games before suffering an injury that sidelined him for the next four contests.
- Rushed for 366 yards and five touchdowns through the final seven games of the season.

SINGLE-GAME CAREER HIGHS

Attempts 17 at LSU (11/14/15)
Rushing Yards 88 at LSU (11/14/15)
Rushing TDs 2 (3x) last vs. Auburn (10/24/15)
Receptions 3 vs. Alabama (10/11/14)
Receiving Yards 15 vs. Alabama (10/11/14)

CAREER STATS

	GS	ATT	RUSHING				RECEIVING				
			YDS	AVG	TD	LNG	REC	YDS	AVG	TD	LNG
2011	3/0	20	68	3.4	5	9	0	0	0.0	0	0
2012	2/1	1	1	1.0	1	1	1	5	5.0	0	5
2013	8/0	6	32	5.3	0	14	0	0	0.0	0	0
2014	13/1	31	149	4.8	1	11	3	15	5.0	0	6
2015	9/1	90	394	4.4	6	28	1	4	4.0	0	4
2016	2/0	13	43	3.3	0	7	0	0	0.0	0	0
TOTAL	37/3	161	687	4.3	13	28	5	24	4.8	0	6

2016 GAME-BY-GAME STATS

	GS	ATT	RUSHING				RECEIVING				
			YDS	AVG	TD	LNG	REC	YDS	AVG	TD	LNG
LA TECH	1/0	6	24	4.0	0	7	0	0	0.0	0	0
at TCU	1/0	7	19	2.7	0	6	0	0	0.0	0	0
TSU											
vs. TAMU											
ASU											
ALA											
MISS											
at AU											
UF											
LSU											
at MSU											
at MIZZ											
TOTAL	2/0	13	43	3.3	0	7	0	0	0.0	0	0



RAWLEIGH WILLIAMS III

Sophomore | Running Back
5-10 | 226
Dallas, Texas | Bishop Lynch HS

22



JAMICHAEL WINSTON

Senior | Defensive Lineman
6-4 | 260
Pritchard, Ala. | Vigor HS

6

QUICK HITS

- Named to the 2016 Doak Walker Award Watch List.
- Returned to his home state of Texas and rushed 28 times for 137 yards in a win over No. 15 TCU.
- Suffered a season-ending neck injury as a freshman and is now tied for the national lead with 52 rushes.
- One of four SEC running backs that has rushed for 90+ yards each of the first two weeks.
- Returned to action with a career-high 24 carries for 96 yards and a TD against LA Tech.
- Scored Arkansas' first touchdown of the 2016 season in his first game back from a neck injury.
- One of three SEC freshmen RBs to rush for 100 yards in a game in 2015 and one of two to do it against an SEC opponent.
- Scored his first career TD on a 3-yard run during the fourth quarter vs. Texas A&M (9/26/15).
- Left in the third quarter of the Auburn game (10/24/15) with a neck injury and missed the rest of the season.

SINGLE-GAME CAREER HIGHS

Attempts.....	28 at TCU (9/10/16)
Rushing Yards.....	137 at TCU (9/10/16)
Rushing TDs.....	1 (2x), vs. Louisiana Tech (9/3/16)
Receptions.....	3 vs. Louisiana Tech (9/3/16)
Receiving Yards.....	20 vs. Texas Tech (9/19/15)

CAREER STATS

	RUSHING							RECEIVING			
	GS	ATT	YDS	AVG	TD	LNG	REC	YDS	AVG	TD	LNG
2015	7/0	56	254	4.5	1	44	5	26	5.2	0	10
2016	2/2	52	233	4.5	1	37	3	15	5.0	0	16
TOTAL	9/2	108	487	4.5	2	44	8	41	5.1	0	16

2016 GAME-BY-GAME STATS

	RUSHING							RECEIVING			
	GS	ATT	YDS	AVG	TD	LNG	REC	YDS	AVG	TD	LNG
LA TECH	1/1	24	96	4.0	1	14	3	15	5.0	0	16
at TCU	1/1	28	137	4.9	0	37	0	0	0.0	0	0
TSU											
vs. TAMU											
ASU											
ALA											
MISS											
at AU											
UF											
LSU											
at MSU											
at MIZZ											
TOTAL	2/2	52	233	4.5	1	37	3	15	5.0	0	16

QUICK HITS

- Made a tackle in 11 of 13 games in 2015.
- Recorded a quarterback hurry in three straight games last season.

SINGLE-GAME CAREER HIGHS

Tackles.....	5 vs. Nicholls State (9/6/14)
Tackles For Loss.....	1.0 (3x) last at Tennessee (10/3/15)
Sacks.....	None
Forced Fumbles.....	1 vs. Southern Miss (9/14/13)
QB Hurries.....	1 (5x) last vs. UT Martin (10/31/15)

CAREER STATS

	GS	UA	A	ToT	TFL-YDS	SCK-YDS	FF	FR-YDS	INT-YDS	QBH	BRUP
2012	2/0	0	0	0	0.0-0	0.0-0	0	0-0	0-0	0	0
2013	12/0	3	1	4	0.0-0	0.0-0	1	0-0	1-0	1	0
2014	13/12	15	11	26	2.0-6	0.0-0	0	0-0	0-0	1	1
2015	13/6	9	12	21	1.0-1	0.0-0	0	0-0	0-0	3	0
2016	2/0	0	0	0	0.0-0	0.0-0	0	0-0	0-0	0	0
TOTAL	42/18	27	24	51	3.0-7	0.0-0	1	0-0	1-0	5	1

2016 GAME-BY-GAME STATS

	GS	UA	A	ToT	TFL-YDS	SCK-YDS	FF	FR-YDS	INT-YDS	QBH	BRUP
LA TECH	1/0	0	0	0	0.0-0	0.0-0	0	0-0	0-0	0	0
at TCU	1/0	0	0	0	0.0	0.0-0	0	0-0	0-0	0	0
TSU											
vs. TAMU											
ASU											
ALA											
MISS											
at AU											
UF											
LSU											
at MSU											
at MIZZ											
TOTAL	2/0	0	0	0	0.0-0	0.0-0	0	0-0	0-0	0	0



DEATRICH WISE JR.

Senior | Defensive Lineman
6-5 | 271
Carrollton, Texas | Hebron HS

48

QUICK HITS

- SEC Defensive Lineman of the Week (Sept. 6)
- Named to the 2016 Bednarik Award, Nagurski Trophy, and 2016-17 Senior Bowl Watch Lists.
- Has a sack in each of the last six regular-season contests, totaling 8.5 over that stretch.
- Has 4.5 sacks in Arkansas' last three road wins vs. ranked opponents.
- Had a career-high seven tackles and a half-sack vs. LA Tech.
- Seven stops in the season opener tied for second among SEC DL in the first week
- Led the SEC in sacks during conference play (8.0) last season.
- Had 4.5 sacks against ranked opponents, good for second in the SEC and tied for sixth nationally.
- Led the SEC and tied for 10th nationally in sacks per game against ranked opponents (1.13)
- Paced the SEC and ranked second nationally in sacks during the month of November (7.0).

SINGLE-GAME CAREER HIGHS

Tackles7 vs. Mississippi State (11/21/15)
 Tackles For Loss2.5 at LSU (11/14/15)
 Sacks.....2.5 at LSU (11/14/15)
 Forced Fumbles.....1 (3x) last vs. Missouri (11/27/15)
 QB Hurries.....2 (2x) last vs. Missouri (11/27/15)

CAREER STATS

	GS	UA	A	ToT	TFL-YDS	SCK-YDS	FF	FR-YDS	INT-YDS	QBH	BRUP
2012	2/0	2	0	2	1.0-21	1.0-21	0	0-0	0-0	0	0
2013	12/1	6	11	17	3.0-17	2.0-16	0	1-0	0-0	2	0
2014	10/1	5	8	13	3.0-23	2.0-19	0	0-0	0-0	3	0
2015	13/0	17	14	31	10.5-52	8.0-43	3	0-0	0-0	5	3
2016	2/2	3	8	11	1.5-9	1.5-9	0	0-0	0-0	3	1
TOTAL	39/4	33	41	74	19.0-122	14.5-108	3	1-0	0-0	13	4

2016 GAME-BY-GAME STATS

	GS	UA	A	ToT	TFL-YDS	SCK-YDS	FF	FR-YDS	INT-YDS	QBH	BRUP
LA TECH	1/1	1	6	7	0.5-5	0.5-5	0	0-0	0-0	3	1
at TCU	1/1	2	2	4	1.0-4	1.0-4	0	0-0	0-0	0	0
TSU											
vs. TAMU											
ASU											
ALA											
MISS											
at AU											
UF											
LSU											
at MSU											
at MIZZ											
TOTAL	2/2	3	8	11	1.5-9	1.5-9	0	0-0	0-0	3	1



▶ **TEAM****Scored 70+ points**

(73) vs. Nicholls (7) 2014

Scored 60+ points

(63) vs. UT Martin (28) 2015

Scored 50+ points

(50) vs. Mississippi State (51) 2015

Scored 40+ points

(41) at TCU (38) 2016

Scored 40+ points in a half

(56, 1st) vs. Nicholls 2014

Scored 30+ points in a half

(35, 1st) vs. UT Martin 2015

Scored 35+ points in a quarter

(35, 1st) vs. Nicholls 2014

Scored 28+ points in a quarter

(28, 2nd) vs. UT Martin 2015

Defeated a ranked opponent

#12 at TCU 2016

Defeated a ranked opponent on the road

#12 at TCU 2016

Defeated ranked opponents in consecutive games

at #19 Ole Miss; at #9 LSU 2015

Shut out an opponent

(30) vs. Ole Miss 2014

Had consecutive shutouts

(17) vs. LSU; (30) vs. Ole Miss 2014

Had consecutive SEC shutouts

(17) vs. LSU; (30) vs. Ole Miss 2014

Did not allow a touchdown

(3) vs. Missouri 2015

Was shut out

vs. Alabama (52) 2013

Totalled 600+ yards total offense

(605) at Ole Miss 2015

Totalled 500+ yards total offense

(569) vs. Kansas State 2015

Totalled 400+ yards total offense

(403) at TCU 2016

Had 80+ total plays

(84) at Ole Miss 2015

Converted 30+ first downs

(30) vs. Kansas State 2015

Rushed for 400+ yards

(438) at Texas Tech 2014

Rushed for 300+ yards

(438) at Texas Tech 2014

Rushed 50+ times

(52) vs. Missouri 2015

Rushed for 5+ touchdowns

(5) vs. Kansas State 2015

Rushed for 4+ touchdowns

(5) vs. Kansas State 2015

Rushed for 3+ touchdowns

(5) vs. Kansas State 2015

Passed for 500+ yards

(510) vs. Texas A&M 2011

Passed for 400-499 yards

(406) vs. Mississippi State 2015

Passed for 300-399 yards

(315) vs. Kansas State 2015

Passed for 250-299 yards

(271) at LSU 2015

Attempted 50+ passes

(53) vs. Toledo 2015

Completed 30+ passes

(30) vs. Mississippi State 2015

Threw 6+ touchdown passes

(7) vs. Mississippi State 2015

Threw 5+ touchdown passes

(7) vs. Mississippi State 2015

Threw 4+ touchdown passes

(7) vs. Mississippi State 2015

Threw 3+ touchdown passes

(3) at TCU 2016

Had 5+ fumbles

(5) at Texas A&M 2012

Had zero turnovers

at TCU 2016

Had 7+ turnovers

(7) vs. ULM 1997

100-yard rusher and 100-yard receiver

at Ole Miss 2015 (RUSH: A. Collins - 108; REC: D. Morgan - 122; D. Reed - 105)

200-yard rusher and 100-yard receiver

at South Carolina 2006 (RUSH: Darren McFadden - 219; REC: Marcus Monk - 192)

Two 100-yard rushers

at Tennessee 2015 (Alex Collins - 154; R. Williams III - 100)

Three 100-yard rushers

vs. North Texas 2007 (Darren McFadden - 138; Felix Jones - 132; Brandon Barnett - 105)

Two 100-yard receivers

at Ole Miss 2015 (D. Morgan - 122; D. Reed - 105)

Four different receivers caught touchdown passes

vs. Mississippi State 2015 (Jeremy Sprinkle, 3; Hunter Henry, 2; Drew Morgan, 1; Jared Cornelius, 1)

Scored on the first offensive play of the game

vs. Nicholls 2014 (Keon Hatcher 82 yard rush)

Returned a kickoff for TD

vs. Northern Illinois 2014 (Korliss Marshall - 97 yards)

Returned a game-opening kickoff for TD

vs. Northern Illinois 2014 (Korliss Marshall - 97 yards)

Returned a season-opening kickoff for TD

vs. Missouri State 2009 (Dennis Johnson - 91 yards)

Returned a punt for TD

vs. Kansas State 2011 (Joe Adams - 51 yards)

Returned two punts for TDs

vs. Missouri State 2011 (Joe Adams - 61 yards, 69 yards)

Returned an interception for a TD

at TCU 2016 (Brooks Ellis - 47 yards)

Returned a fumble for a TD

vs. Texas 2014 (Taiwan Johnson - 0 yards)

Returned a blocked punt for a TD

vs. Eastern Michigan 2009 (Seth Armbrust - 1 yard)

Returned a blocked field goal for a TD

at Mississippi State 2004 (Pierre Brown - 76 yds)

Blocked a punt

at Alabama 2015 (Jeremy Sprinkle)

Blocked a field goal

vs. TCU 2016 (Dan Skipper)

Blocked a PAT

vs. Tulsa 2012 (DeQuinta Jones)

Missed a PAT

vs. Georgia 2014 (John Henson)

Had a punt blocked

vs. Toledo 2015 (Zach Quinn)

Did not punt

vs. South Carolina 2011

Had a field goal blocked

vs. Kansas State 2015 (Marquel Bryant)

Had a PAT blocked

vs. Georgia 2014

Held an opponent to less than 10 first downs

(8) vs. Missouri 2015

Intercepted 4+ passes

(4) vs. Mississippi State 2007

Intercepted 3+ passes

(3) vs. Ole Miss 2014

Intercepted 2+ passes

(2) vs. UT Martin 2015

Recovered 3+ fumbles

(3) vs. Ole Miss 2014

Recovered 2+ fumbles

(2) vs. Mississippi State 2015

Forced 6+ turnovers

(6) vs. Ole Miss 2014

Forced 5+ turnovers

(6) vs. Ole Miss 2014

Forced 4+ turnovers

(6) vs. Ole Miss 2014



Held an opponent to less than 300 yards

(291) vs. Louisiana Tech 2016

Held an opponent to less than 200 yards

(171) vs. Missouri 2015

Scored a safety

vs. Toledo 2015 (TEAM)

Scored on a fake punt

vs. Texas A&M 2014 (Sam Irwin-Hill - 51-yd. rush)

Scored on a fake field goal

vs. UAB 2014 (Tretola 6 yd. pass to D'Appollonio)

Scored a 2-point conversion

vs. TCU 2016 (A. Allen 3-yd rec. from K. Hatcher)

Committed 1 penalty or less

vs. Missouri 2015

► INDIVIDUAL

Had 400+ yards total offense in a game

(411) Brandon Allen vs. Mississippi State 2015 (5 rushing, 406 passing)

Had 300+ yards total offense in a game

(306) Brandon Allen vs. Kansas State 2015 (-9 rushing, 315 passing)

Was responsible for 5+ TDs in a game

(7) Brandon Allen vs. Mississippi State 2015 (7 pass)

Was responsible for 4+ TDs in a game

(7) Brandon Allen vs. Mississippi State 2015 (7 pass)

Was responsible for 3+ TDs in a game

(3) Austin Allen at TCU 2016 (3 pass)

Rushed 40+ times in a game

(40) DeCori Birmingham at Kentucky 2003

Rushed 30+ times in a game

(30) Alex Collins vs. Missouri 2015

Rushed for 200+ yards in a game

(212) Alex Collins at Texas Tech 2014

Rushed for 150+ yards in a game

(185) Alex Collins vs. Kansas State 2015

Rushed for 100+ yards in a game

(137) Rawleigh Williams at TCU 2016

Rushed for 150+ yards in consecutive games

Alex Collins (170) vs. Texas Tech, (151) vs. Texas A&M, (154) at Tennessee 2015

Rushed for 100+ yards in consecutive games

Alex Collins (130) vs. Missouri, (185) vs. Kansas State

Rushed for 5+ TDs in a game

(5) Alex Collins vs. UT Martin 2015

Rushed for 4+ TDs in a game

(5) Alex Collins vs. UT Martin 2015

Rushed for 3+ TDs in a game

(3) Alex Collins vs. Kansas State 2015

Passed for 500+ yards in a game

(510) Tyler Wilson vs. Texas A&M 2011

Passed for 400+ yards in a game

(406) Brandon Allen vs. Mississippi State 2015

Passed for 300+ yards in a game

(315) Brandon Allen vs. Kansas State 2015

Attempted 50+ passes in a game

(53) Brandon Allen vs. Toledo 2015

Attempted 40+ passes in a game

(43) Brandon Allen vs. Mississippi State 2015

Attempted 30+ passes in a game

(43) Brandon Allen vs. Mississippi State 2015

Had 300+ yards receiving in a game

(303) Cobi Hamilton vs. Rutgers 2012

Had 200+ yards receiving in a game

(303) Cobi Hamilton vs. Rutgers 2012

Had 150+ yards receiving in a game

(155) Drew Morgan vs. Texas A&M 2015

Had 100+ yards receiving in a game

(129) Hunter Henry vs. Mississippi State 2015

100+ receiving yards in consecutive games

Drew Morgan (155) vs. Texas A&M, (110) at Tennessee 2015

Caught 10+ passes in a game

(10) Cobi Hamilton vs. LSU 2012

Caught 10+ passes in consecutive games

Cobi Hamilton (12) vs. Ole Miss, (11) vs. Tulsa 2012

Caught 3+ TD passes in a game

(3) Jeremy Sprinkle vs. Mississippi State 2015

Caught 2+ TD passes in a game

(3) Jeremy Sprinkle, (2) Hunter Henry vs. Mississippi State 2015

Scored 15+ points kicking

(15) Todd Wright (4-4 FG, 3-4 PAT) vs. UTEP 1989

Kicked 5+ field goals in a game

(5) Kendall Trainor vs. Texas A&M 1988

Kicked 4+ field goals in a game

(4) Alex Tejada vs. Troy 2007

Made a 60-yard+ FG

(67) Steve Little vs. Texas 1977

Made a 50-yard+ FG

(54) Zach Hocker vs. Mississippi State 2013

Had an 80-yard+ punt

(83) Pete Raether vs. Louisiana-Lafayette 1991

Had a 70-yard+ punt

(79) Sam Irwin-Hill vs. South Carolina 2013

Intercepted 3+ passes in a game

(3) Michael Grant vs. ULM 2006

Intercepted 2+ passes in a game

(2) Tramain Thomas vs. Auburn 2011

Returned 2+ punts for TDs

(2) Joe Adams vs. Missouri State 2011 (61 yards, 69 yards)

Had a 90+ yard rush

(90) Jonathan Williams vs. Nicholls 2014

Had an 80+ yard rush

(80) Alex Collins at LSU 2015

Had a 70+ yard rush

(80) Alex Collins at LSU 2015

Had a 60+ yard rush

(80) Alex Collins and (69) Jared Cornelius at LSU 2015

Had a 90+ yard pass

(92) Matt Jones to Richard Smith at Tennessee 2002

Had an 80+ yard pass

(80) Tyler Wilson to Cobi Hamilton vs. Rutgers 2012

Had a 70+ yard pass

(71) Brandon Allen to Dominique Reed vs. UT Martin 2015

Had two 80+ yard passes

(85) Ryan Mallett to Cobi Hamilton, (80) Ryan Mallett to Cobi Hamilton vs. LSU 2010

Had two 70+ yard passes

(77) Tyler Wilson to Jonathan Williams, (74) Tyler Wilson to Jonathan Williams vs. Kentucky 2012

▶ **TEAM****Failed to score a TD**

Missouri 2015

Had 30+ first downs

(32) Mississippi State 2015

300+ yards rushing

(302) Auburn 2014

50+ rushing attempts

(52) Auburn 2015

400+ yards passing

(508) Mississippi State 2015

300+ yards passing

(377) TCU 2016

250+ yards passing

(377) TCU 2016

50+ pass attempts

(58) TCU 2016

30+ pass completions

(58) TCU 2016

4+ touchdown passes

(5) Mississippi State 2015

3+ touchdown passes

(5) Mississippi State 2015

500+ yards total offense

(572) TCU 2016

80+ total plays

(90) TCU 2016

70+ points

(70) Southern California 2005

60+ points

(65) Auburn 2010

50+ points

(51) Mississippi State 2015

40+ points

(51) Mississippi State 2015

No turnovers

Ole Miss 2015

5+ Fumbles

(5) Kentucky (lost 2) 2008

100-yard+ rusher and 100-yard+ receiver

Ole Miss 2015 (RUSH: Chad Kelly, 110 yards; REC: Laquon Treadwell, 132 yards)

Returned a kickoff for TD

Tennessee 2015 (Evan Berry - 96 yards)

Returned a punt for TD

Rutgers 2013 (Janarion Grant - 58 yards)

Returned an interception for a TD

Auburn 2014 (Jermaine Whitehead - 33 yards)

Returned 2+ interceptions for TDs

(2) Alabama 2008 (Javier Arenas - 63 yards, Justin Woodall - 74 yards)

Returned a fumble for a TD

Georgia 2014 (Dominick Sanders - 54 yards)

Returned a blocked punt for a TD

Kentucky 2003 (Andrew Hopewell, six yards)

Blocked a punt

Toledo 2015 (Zach Quinn)

Blocked a field goal

Kansas State 2015 (Marquel Bryant)

Had a field goal blocked

TCU 2016

Had a punt blocked

Alabama 2015

Missed a PAT

Mississippi State 2015

Missed two PATs

Tulsa 2012

Had PAT blocked

Tulsa 2012

Intercepted 3+ passes

(3) Alabama 2010

Scored a safety

Auburn 2008

Scored a 2-point conversion

Auburn 2015

▶ **INDIVIDUAL****Rushed 35+ times in a game**

(37) Peyton Barber (Auburn) 2015

Rushed 30+ times in a game

(37) Peyton Barber (Auburn) 2015

Rushed for 200+ yards in a game

(202) Nick Chubb (Georgia) 2014

Rushed for 150+ yards in a game

(202) Nick Chubb (Georgia) 2014

Rushed for 3+ touchdowns in a game

(3) Chad Kelly (Ole Miss) 2015

Passed for 500+ yards in a game

(508) Dak Prescott (Mississippi State) 2015

Passed for 400+ yards in a game

(508) Dak Prescott (Mississippi State) 2015

Passed for 300+ yards in a game

(377) Kenny Hill (TCU) 2016

Attempted 60+ passes in a game

(67) Kolton Browning (ULM) 2012

Attempted 50+ passes in a game

(56) Kenny Hill (TCU) 2016

Attempted 40+ passes in a game

(56) Kenny Hill (TCU) 2016

Threw 5+ TDs in a game

(5) Dak Prescott (Mississippi State) 2015

Threw 4+ TDs in a game

(5) Dak Prescott (Mississippi State) 2015

Threw 3+ TDs in game

(5) Dak Prescott (Mississippi State) 2015

Had 400+ yards total offense in a game

(470) Kenny Hill (TCU) 2016 (PASS: 377; RUSH: 93)

Had 300+ yards total offense in a game

(470) Kenny Hill (TCU) 2016 (PASS: 377; RUSH: 93)

Had 200+ yards receiving in a game

(208) Jamayel Smith (Mississippi State) 2007

Had 150+ yards receiving in a game

(154) Fred Ross (Mississippi State) 2015

Had 100+ yards receiving in a game

(126) KaVontae Turpin (TCU) 2016

Caught 15+ passes in a game

(17) Willie Goshua (Auburn) 1995

Caught 10+ passes in a game

(10) Fred Ross, (10) De'Runnya Wilson (Mississippi State) 2012

Caught 3+ TD passes in a game

(3) Jamie Armstrong (Ole Miss) 2001

Caught 2+ TD passes in a game

(2) Fred Ross (Mississippi State) 2015

Made 4+ field goals in a game

(4) Josh Jasper (LSU) 2009

Made a 50+ yard field goal

(52) Andrew Baggett (Missouri) 2014

Had an 80+ yard punt

(82) Derek Helton (LSU) 2010

Had a 70+ yard punt

(72) Jordan Chiles (Missouri State) 2011

Intercepted 2+ passes in a game

(2) Steven Terrell (Texas A&M) 2012

Had a 90+ yard run

(97) John Avery (Ole Miss) 1997

Had an 80+ yard run

(80) Derrick Henry (Alabama) 2013

Had a 70+ yard run

(80) Derrick Henry (Alabama) 2013

Had a 90+ yard pass

(99) Gino Toretta to Horace Copeland (Miami [Fla.]) 1991

Had an 80+ yard pass

(81) Jake Coker to Calvin Ridley (Alabama) 2015

Had a 70+ yard pass

(81) Jake Coker to Calvin Ridley (Alabama) 2015



GAME NOTES

GAME	FINAL SCORE	SCORE BY QUARTER				FIRST DOWNS				RUSHING			PASSING			TOTAL OFFENSE		PUNTING	FUMBLES	PENALTY	THIRD	TOTAL
		1	2	3	4(OT)	RU	PA	PN	TOT	ATT	YDS	TD	C-A-I	YDS	TD	ATT	YDS	NO-AVG	NO-LOST	NO-YDS	DOWN	TOP
LA Tech	20	7	7	6	0	5	10	1	16	23	79	2	19-31-1	212	0	54	291	3-38.3	1-0	3-20	5-11	23:19
Arkansas	21	7	7	0	7	8	12	1	21	40	106	1	20-29-2	191	2	69	297	4-47.5	1-0	4-35	3-12	36:41
Arkansas	41	3	10	7	21	9	11	0	20	43	180	1	17-29-0	223	3	72	403	6-50.7	0-0	5-45	7-16	33:07
TCU	38	0	0	7	31	6	19	0	25	32	195	4	36-58-1	377	1	90	572	5-39.8	1-1	9-95	12-19	26:53

► GAME-BY-GAME OFFENSIVE STARTERS

OPPONENT	LT	LG	C	RG	RT	TE	TE/WR/FB	QB	RB	WR	WR
LA Tech	Skipper	Froholdt	Ragnow	Raulerson	C. Jackson	Sprinkle	J. Cornelius (WR)	A. Allen	R. Williams	Hollister	Morgan
TCU	Skipper	Froholdt	Ragnow	Raulerson	C. Jackson	Sprinkle	H. Johnson (FB)	A. Allen	R. Williams	Reed	Morgan

► GAME-BY-GAME DEFENSIVE STARTERS

OPPONENT	DE	DT	DT	DE	SLB/CB	MLB	WLB	CB	FS	SS	CB
LA Tech	Roesler	T. Johnson	J. Ledbetter	Wise	K. Richardson (CB)	Ellis	Greenlaw	Collins	Liddell	S. Ramirez	Toliver
TCU	Beanum	T. Johnson	J. Ledbetter	Wise	Pulley (CB)	Ellis	Greenlaw	Collins	Liddell	S. Ramirez	Toliver

► SEASON/CAREER STARTS

OFFENSE	2016	2015	2014	2013	2012	TOT	CONS
Austin Allen, QB, Jr.	2	-	-	-	-	2	2
Anthony Antwine, WR, Jr.	-	1	-	-	-	1	0
Jared Cornelius, WR, Jr.	1	6	-	-	-	7	0
Hjalte Froholdt, OL, So.	2	-	-	-	-	2	2
Keon Hatcher, WR, Sr.	-	2	11	6	-	19	0
Cody Hollister, WR, Sr.	1	1	7	-	-	9	0
Colton Jackson, OL, R-Fr.	2	-	-	-	-	2	2
Kendrick Jackson, FB, So.	-	1	-	-	-	1	0
Hayden Johnson, FB, Fr.	1	-	-	-	-	1	1
Damon Mitchell, WR, Jr.	-	1	-	-	-	1	0
Drew Morgan, WR, Sr.	2	10	-	-	-	12	6
Frank Ragnow, OL, Jr.	2	13	-	-	-	15	15
Jake Raulerson, OL, Jr.	2	-	-	-	-	2	2
Dominique Reed, WR, Sr.	1	6	-	-	-	7	1
Luke Rossi, WR, So.	-	1	-	-	-	1	0
Dan Skipper, OL, Sr.	2	13	13	8	-	36	36
Jeremy Sprinkle, TE, Sr.	2	7	-	2	-	11	2
Kody Walker, RB, Sr.	-	1	1	-	1	3	0
Rawleigh Williams, RB, So.	2	-	-	-	-	2	2

DEFENSE	2016	2015	2014	2013	TOT	CONS
Tevin Beanum, DL, Jr.	1	8	-	-	9	1
Jared Collins, DB, Sr.	2	13	12	2	29	25
DJ Dean, DB, Sr.	-	8	7	1	16	0
Brooks Ellis, LB, Sr.	2	13	11	4	30	20
Dwayne Eugene, LB, Jr.	-	1	-	-	1	0
Dre Greenlaw, LB, So.	2	11	-	-	13	13
Khalia Hackett, LB, Jr.	-	1	-	-	1	0
Taiwan Johnson, DL, Sr.	2	13	13	-	28	28
Jeremiah Ledbetter, DL, Sr.	2	12	-	-	14	14
Brandon Lewis, DL, Sr.	-	-	-	1	1	0
Josh Liddell, DB, Jr.	2	10	2	-	14	9
Ryan Pulley, DB, So.	1	1	-	-	2	1
Santos Ramirez, DB, So.	2	3	-	-	5	2
Kevin Richardson, DB, Jr.	1	5	-	-	6	0
Karl Roesler, DL, Jr.	1	-	-	-	1	0
Henre' Toliver, DB, Jr.	2	10	4	-	16	6
Josh Williams, LB, Sr.	-	2	2	-	4	0
Deatrich Wise Jr., DL, Sr.	2	-	1	1	4	2
JaMichael Winston, DL, Sr.	-	6	12	-	18	0



NO. 24 ARKANSAS VS. TEXAS STATE

▶ ARKANSAS SCORING DRIVES

Opponent	No. of Plays	Total Yards	Drive Time	Type of Score	Score Qtr/Time	Drive Start	Scoring Play
LA Tech	11	75	6:19	TD	1st/2:52	AR 25	R. Williams 6-yd rush
LA Tech	9	63	4:04	TD	2nd/7:01	AR 37	J. Cornelius 13-yd rec.
LA Tech	13	77	7:37	TD	4th/6:37	AR 23	Sprinkle 4-yd rec.
TCU	8	55	3:20	FG	1st/11:40	AR 25	Hedlund 38-yd field goal
TCU	13	56	6:37	FG	2nd/12:07	AR 35	Hedlund 27-yd field goal
TCU	0	0	-	TD	2nd/10:09	TCU 00	Ellis 47-yd interception ret.
TCU	6	63	3:52	TD	3rd/4:27	AR 37	Morgan 13-yd rec.
TCU	4	58	0:56	TD	4th/1:03	AR 42	Hatcher 16-yd rec.
TCU	3	25	-	TD	10T	TCU 25	Sprinkle 19-yd rec.
TCU	4	25	-	TD	20T	TCU 25	A. Allen 5-yd rush

▶ OPPONENT SCORING DRIVES

Opponent	No. of Plays	Total Yards	Drive Time	Type of Score	Score Qtr/Time	Drive Start	Scoring Play
LA Tech	8	62	2:31	TD	1st/9:11	LATECH 38	J. Smith 9-yd rush
LA Tech	7	48	2:48	TD	2nd/1:40	AR 48	J. Craft 1-yd rush
LA Tech	8	38	3:45	FG	3rd/11:15	LATECH 36	J. Barnes 43-yd field goal
LA Tech	9	63	4:12	FG	3rd/4:58	LATECH 34	J. Barnes 20-yd field goal
TCU	9	84	2:55	TD	3rd/14:53	TCU 16	Hicks 9-yd rush
TCU	7	80	1:46	TD	4th/9:44	TCU 20	Hill 1-yd rush
TCU	2	50	0:32	TD	4th/7:15	TCU 50	Hicks 7-yd rush
TCU	8	50	3:59	TD	4th/2:05	TCU 50	Hill 5-yd rush
TCU	5	25	-	TD	10T	AR 25	Williams 13-yd rec.
TCU	4	5	-	FG	20T	AR 25	Graf 37-yd field goal

▶ SCORING DRIVE ANALYSIS

YARDAGE	ARKANSAS		OPPONENTS	
	TD	FG	TD	FG
No Drive	1	--	--	--
Negative Yds.	--	--	--	--
0-9	--	--	--	--
10-19	--	--	--	--
20-29	2	--	1	-1
30-39	--	--	--	1
40-49	--	--	1	--
50-59	1	2	2	--
60-69	2	--	1	1
70-79	2	--	--	--
80-89	--	--	2	--
90-99	--	--	--	--
TOTALS	8	2	7	3

▶ GAME-OPENING DRIVES

OPPONENT	ARKANSAS			OPPONENTS		
	PTS	1STD	YDS	PTS	1STD	YDS
LA Tech	0	2	18	7	3	62
TCU	3	2	55	0	3	71
TOTALS	3	4	73	7	6	133

▶ SECOND-HALF OPENING DRIVES

OPPONENT	ARKANSAS			OPPONENTS		
	PTS	1STD	YDS	PTS	1STD	YDS
LA Tech	0	0	-15	3	2	38
TCU	0	0	9	7	3	84
TOTALS	0	0	-4	10	5	122



▶ DRIVE SUPERLATIVES

	ARKANSAS	OPPONENTS
Most Plays/Result	13 vs. LA Tech/Touchdown; 13 at TCU/Field Goal	10 at TCU/Fumble
Most Yards/Result	77 vs. LA Tech/Touchdown	84 at TCU/Touchdown
Most Time/Result	7:37 vs. LA Tech/Touchdown	4:12 vs. LA Tech/Field Goal

▶ THREE-AND-OUTS

	ARKANSAS THREE-AND-OUTS/DRIVES	OPPONENTS THREE-AND-OUTS/DRIVES
LA Tech	2/11	2/10
TCU	4/15	1/15
TOTAL	6/26	3/25

▶ SPECIAL TEAMS TACKLES

	TOTAL	KO	PUNT
Khalia Hackett	2	2	0
Henre' Toliver	2	1	1
Matt Emrich	2	0	2
Ryder Lucas	2	2	0
Jared Collins	2	2	0
Byron Keaton	1	1	0
Toby Baker	1	0	1
Adam McFain	1	1	0
Santos Ramirez	1	1	0
Austin Cantrell	1	0	1
TOTAL	15	10	5

▶ NON-OFFENSIVE SCORES

ARKANSAS (1)	OPPONENTS (0)
Brooks Ellis 47-yd int. return (at TCU)	

NO. 24 ARKANSAS VS. TEXAS STATE

▶ ARKANSAS 20-YARD PLUS PLAYS

YARDS	TYPE	PLAYER(S)	OPPONENT
*47	INT	Brooks Ellis	TCU
37	Rush	R. Williams	TCU
25	Pass	Jeremy Sprinkle from Austin Allen	TCU
25	KR	Dominique Reed	LA Tech
24	Pass	Drew Morgan from Austin Allen	TCU
24	Pass	Drew Morgan from Austin Allen	TCU
22	KR	Dominique Reed	TCU
22	Rush	R. Williams	TCU
21	KR	Dominique Reed	TCU

* touchdown scored on play

▶ ARKANSAS LONG PLAYS BY YARDS

	NO	TD
100+	0	0
90-99	0	0
80-89	0	0
70-79	0	0
60-69	0	0
50-59	0	0
40-49	1	1
30-39	1	0
20-29	7	0
TOTAL	9	1

▶ ARKANSAS LONG PLAYS BY TYPE

	NO	TD
Rushing	2	0
Passing	3	0
Punt returns	0	0
Kick returns	3	0
Interceptions	1	1
Fumble returns	0	0
Other	0	0
TOTAL	9	1

▶ ARKANSAS 20-YARD PLUS PLAYS BY PLAYER

PLAYER	NO.	TD	R	P	KR	PR	IR	FR
Dominique Reed	3	0	0	0	3	0	0	0
R. Williams	2	0	2	0	0	0	0	0
Drew Morgan	2	0	0	2	0	0	0	0
Brooks Ellis	1	1	0	0	0	0	1	0
Jeremy Sprinkle	1	0	0	1	0	0	0	0
TOTAL	9	1	2	3	3	0	1	0

▶ ARKANSAS LONGEST PLAYS OF THE YEAR

TYPE	YDS	PLAY
Rushing	37	R. Williams vs TCU (9/10/2016)
Rushing Touchdown	6	Rawleigh Williams vs LA Tech (9/3/2016)
Passing	25	Jeremy Sprinkle from Austin Allen vs TCU (9/10/2016)
Passing Touchdown	19	Jeremy Sprinkle from Austin Allen vs TCU (9/10/2016)
Punt Return	19	Jared Cornelius vs TCU (9/10/2016)
Kick Return	25	Dominique Reed vs LA Tech (9/3/2016)
Interception Return	47	Brooks Ellis vs TCU (9/10/2016)/Fumble Return
Punt	59	Toby Baker vs TCU (9/10/2016)
Field Goal	38	Cole Hedlund vs TCU (9/10/2016)



▶ GAME 1

LOUISIANA TECH (0-1)..... 20
ARKANSAS (1-0) 21

September 3, 2016 | Fayetteville, Ark.
 Donald W. Reynolds Razorback Stadium | Attendance: 69,132
 TV: SEC Network > Beth Mowins (PBP), Anthony Becht (Anayst), Rocky Boiman (Sideline)

LA TECH

RUSHING	Att.	Gain	Lost	Net	TD	Long	Avg.
Jarred Craft	12	68	0	68	1	31	5.7
J'Mar Smith	9	30	20	10	1	9	1.1
Boston Scott	1	2	0	2	0	2	2.0
C. Henderson	1	0	1	-1	0	0	-1.0

PASSING	Comp.	Att.	Yds	TD	Int	Long	Sack
J'Mar Smith	19	31	212	0	1	26	3

RECEIVING	No.	Yds	TD	Long
Trent Taylor	8	78	0	19
C. Henderson	6	71	0	24
Marcus Gaines	2	31	0	24
Jarred Craft	2	28	0	26
Conner Smith	1	4	0	4

PUNTING	No.	Yds	Avg.	Long	120	50+
Gerald Shouse	3	115	38.3	49	0	0

FIELD GOALS	Made	Att.	Long	Kicks
J. Barnes	2	4	43	Missed 54, Made 43, Made 20, Missed 39

ARKANSAS

RUSHING	Att.	Gain	Lost	Net	TD	Long	Avg.
R. Williams	24	102	6	96	1	14	4.0
Kody Walker	6	24	0	24	0	7	4.0
Jared Cornelius	3	13	0	13	0	8	4.3
Devwah Whaley	2	3	2	1	0	3	0.5
Team	1	0	2	-2	0	0	-2.0
Austin Allen	4	0	26	-26	0	0	-6.5

PASSING	Comp.	Att.	Yds	TD	Int	Long	Sack
Austin Allen	20	29	191	2	2	18	4

RECEIVING	No.	Yds	TD	Long
Keon Hatcher	6	86	0	18
Drew Morgan	5	47	0	18
Jeremy Sprinkle	3	19	1	12
R. Williams	3	15	0	16
Jared Cornelius	1	13	1	13
Dominique Reed	1	6	0	6
Austin Cantrell	1	5	0	5

PUNTING	No.	Yds	Avg.	Long	120	50+
Toby Baker	4	190	47.5	55	1	2

FIELD GOALS	Made	Att.	Long	Kicks
--				



In his first game action since suffering a season-ending neck injury in 2015, sophomore **RB RAWLEIGH WILLIAMS III** scored Arkansas' first touchdown of the season and went on to rush for a game-high 96 yards on a then career-best 24 carries.

▶ SCORING SUMMARY

	1st	2nd	3rd	4th	Final
Louisiana Tech	7	7	6	0	20
Arkansas	7	7	0	7	21

	Qtr.	Time	Scoring Play
LA Tech	1st	9:11	J'Mar Smith 9 yd run (J. Barnes Kick)
Arkansas	1st	2:52	R. Williams 6 yd run (Hedlund Kick)
Arkansas	2nd	7:01	J. Cornelius 13 yd pass from Allen (Hedlund Kick)
LA Tech	2nd	1:40	Jarred Craft 1 yd run (J. Barnes Kick)
LA Tech	3rd	11:14	J. Barnes 43 yd field goal
LA Tech	3rd	4:58	J. Barnes 20 yd field goal
Arkansas	4th	6:37	J. Sprinkle 4 yd pass from Allen (Hedlund Kick)

▶ TEAM STATS

	LA TECH	ARKANSAS
FIRST DOWNS	16	21
RUSHES-YARDS (NET)	23-79	40-106
PASSING YDS (NET)	212	191
Comp-Passes Att-Int	19-31-1	20-29-2
TOTAL OFFENSE PLAYS-YARDS	54-291	69-297
Fumble Returns-Yards	0-0	0-0
Punt Returns-Yards	2-39	1-0
Kickoff Returns-Yards	3-84	2-42
Interception Returns-Yards	2-34	1-3
Punts (Number-Avg)	3-38.3	4-47.5
Fumbles-Lost	1-0	1-0
Penalties-Yards	3-20	4-35
Possession Time	23:19	36:41
Third-Down Conversions	5 of 11	3 of 12
Fourth-Down Conversions	0 of 0	3 of 3
Red-Zone Scores-Chances	3-3	3-4
Sacks By: Number-Yards	4-26	3-20

▶ GAME 2

ARKANSAS (2-0) 41

NO. 15/12 TCU (1-1) 38

September 10, 2016 | Fort Worth, Texas

Amon G. Carter Stadium | Attendance: 48,091

TV: ESPN > Joe Tessitore (PBP), Todd Blackledge (Analyst), Holly Rowe (Sideline)

ARKANSAS

RUSHING	Att.	Gain	Lost	Net	TD	Long	Avg.
R. Williams	28	146	0	137	0	37	4.9
Kody Walker	7	20	1	19	0	6	2.7
Dominique Reed	2	18	0	18	0	15	9.0
Devwah Whaley	2	5	0	5	0	5	2.5
Austin Allen	3	8	6	2	1	5	0.7
Team	1	0	1	-1	0	0	-1.0

PASSING	Comp.	Att.	Yds	TD	Int	Long	Sack
Austin Allen	17	29	233	3	0	25	1

RECEIVING	No.	Yds	TD	Long
Drew Morgan	7	93	1	24
Jeremy Sprinkle	3	58	1	25
Keon Hatcher	2	22	1	16
Jared Cornelius	2	17	0	17
Hayden Johnson	1	18	0	18
Dominique Reed	1	11	0	11
Austin Cantrell	1	4	0	4

PUNTING	No.	Yds	Avg.	Long	120	50+
Toby Baker	6	304	50.7	59	1	5

FIELD GOALS	Made	Att.	Long	Kicks
Cole Hedlund	2	3	38	Made 38, Made 27, Missed 22

TCU

RUSHING	Att.	Gain	Lost	Net	TD	Long	Avg.
Kenny Hill	15	111	18	93	2	26	6.2
Kyle Hicks	11	49	0	49	2	9	4.5
Derrick Green	5	31	0	31	0	14	6.2
Deante Gray	1	22	0	22	0	19	22.0

PASSING	Comp.	Att.	Yds	TD	Int	Long	Sack
Kenny Hill	36	56	377	1	1	57	3
Team	0	2	0	0	0	0	0

RECEIVING	No.	Yds	TD	Long
Kyle Hicks	8	92	0	31
K. Turpin	7	126	0	57
Ty Slanina	7	75	0	18
Desmon White	5	16	0	5
Deante Gray	3	17	0	9
Emanuel Porter	2	10	0	14
John Diarse	1	18	0	18
Taj Williams	1	13	1	13
Daniel Walsh	1	7	0	7
Sewo Olonilu	1	3	0	3

PUNTING	No.	Yds	Avg.	Long	120	50+
Adam Nunez	5	199	39.8	49	1	0

FIELD GOALS	Made	Att.	Long	Kicks
Ryan Graf	1	2	37	Missed 28, Made 37



Senior **LB BROOKS ELLIS'** 47-yard interception return for a touchdown gave Arkansas a 13-0 lead at the half. Ellis finished with 13 stops, including a career-high three for loss, and had at least one tackle in eight of TCU's first nine drives.

▶ SCORING SUMMARY

	1st	2nd	3rd	4th	OT1	OT2	Final
Arkansas	3	10	7	7	7	6	41
TCU	0	0	7	21	7	3	38

	Qtr.	Time	Scoring Play
Arkansas	1st	11:40	Cole Hedlund 38 yd field goal
Arkansas	2nd	12:07	Cole Hedlund 27 yd field goal
Arkansas	2nd	10:09	Brooks Ellis 47 yd interception return (Hedlund Kick)
TCU	3rd	11:58	Kyle Hicks 9 yd run (Graf Kick)
Arkansas	3rd	4:27	Drew Morgan 13 yd pass from Allen (Hedlund Kick)
TCU	4th	9:44	Kenny Hill 1 yd run (Graf Kick)
TCU	4th	7:15	Kyle Kicks 7 yd run (Graf Kick)
TCU	4th	2:05	Kenny Hill 5 yd run (Graf Kick)
Arkansas	4th	1:03	Keon Hatcher 16 yard pass from Allen (Hedlund Kick)
Arkansas	OT	15:00	Jeremy Sprinkle 19 yd pass from Allen (Hedlund Kick)
TCU	OT	15:00	Taj Williams 13 yd pass from Hill (Graf Kick)
TCU	OT	15:00	Graf 37 yd field goal
Arkansas	OT	15:00	Austin Allen 5 yd run

▶ TEAM STATS

	ARKANSAS	TCU
FIRST DOWNS	20	25
RUSHES-YARDS (NET)	43-180	32-195
PASSING YDS (NET)	223	377
Comp-Passes Att-Int	17-29-0	36-58-1
TOTAL OFFENSE PLAYS-YARDS	72-403	90-572
Fumble Returns-Yards	0-0	0-0
Punt Returns-Yards	2-35	2-33
Kickoff Returns-Yards	4-77	5-155
Interception Returns-Yards	1-47	0-0
Punts (Number-Avg)	6-50.7	5-39.8
Fumbles-Lost	0-0	1-1
Penalties-Yards	5-45	9-95
Possession Time	33:07	26:53
Third-Down Conversions	7 of 16	12 of 19
Fourth-Down Conversions	0 of 0	1 of 1
Red-Zone Scores-Chances	6-7	6-7
Sacks By: Number-Yards	3-18	1-6



WEEKLY MEDIA SCHEDULE: TEXAS STATE WEEK

Table with 7 columns representing days of the week (29 MON to 4 SUN) and rows for Press Conference, Post Practice Media, SEC Teleconference, Radio Show, Game #2, and Post Game.

ARKANSAS COMMUNICATIONS



PATRICK PIERSON
Assistant AD/Communications
Cell 479-387-8569
Email pspiero@uark.edu
Twitter @Pierson_SID



BRANDON LANGLOIS
Communications Assistant
Cell 601-405-5650
Email langlois@uark.edu
Twitter @BMLanglois



JOHN THOMAS
Assistant Communications Dir.
Cell 479-313-2564
Email jfthomas@uark.edu
Twitter @John_Thomas

Office: 479-575-2751
Fax: 479-575-7481
Fayetteville Press Box: (479) 575-6622
Little Rock Press Box: (501) 663-0514

GAME CREDENTIAL REQUESTS

All requests for media and/or photo credentials must be made online at www.SportsSystems.com/Arkansas. Requests should be made at least two weeks in advance.

Credentials will not be mailed. They may be picked up beginning three prior to kickoff at the media will call station at the base of the elevator at both Donald W. Reynolds Razorback Stadium in Fayetteville and War Memorial Stadium in Little Rock. Photo identification is required when picking up credentials.

ARKANSAS FTP SITE

An FTP site is available for members of the media. For more information concerning the FTP site, contact Michelle Glover (migllover@uark.edu).

CollegePressBox.com

CollegePressBox.com is the official media website for SEC football. Access and download weekly game notes, quotes, statistics, media guides, headshots, logos, flip cards and more for each of the SEC's members. Login information will be distributed to accredited media or you can apply for a password by sending an email to passworh@collegepressbox.com.

SEC WEEKLY TELECONFERENCE

Head coach Bret Bielema will participate each week in the SEC teleconference of football coaches. The teleconferences will be conducted each Wednesday from Aug. 31 to Nov. 23 from 10 a.m. CT to 12:10 p.m. CT. For more information and the teleconference number, contact the SEC Media Relations Office at (205) 458-3000.

Table listing teleconference times and participants: 10:00 a.m. Les Miles, LSU; 10:10 a.m. Kirby Smart, Georgia; 10:20 a.m. Jim McElwain, Florida; 10:30 a.m. Derek Mason, Vanderbilt; 10:40 a.m. Nick Saban, Alabama; 10:50 a.m. Butch Jones, Tennessee; 11:00 a.m. Bret Bielema, Arkansas; 11:10 a.m. Barry Odom, Missouri; 11:20 a.m. Hugh Freeze, Ole Miss; 11:30 a.m. Kevin Sumlin, Texas A&M; 11:40 a.m. Mark Stoops, Kentucky; 11:50 a.m. Dan Mullen, Mississippi State; 12:00 p.m. Will Muschamp, South Carolina; 12:10 p.m. Gus Malzahn, Auburn

ON THE AIR WITH BRET BIELEMA

"On the Air with Bret Bielema," Coach Bielema's weekly radio show presented by Lindsey airs on Thursday nights starting at 7 p.m. For the eighth straight year, the one-hour radio show will be broadcast live from the Catfish Hole. The show will be carried throughout the state of Arkansas on the Razorback Sports Network and locally in Fayetteville on 92.1 FM and 93.3 FM.

BRET BIELEMA SHOW

"The Bret Bielema Show" is now in its fourth season as the official television coach's show of Razorback football. The one-hour show will air statewide and throughout the region on numerous television affiliates. A total of 12 shows will air throughout the season on the following stations: KATV (10:30 p.m.), KNWA (11:30 p.m.) and KFTA (9:30 p.m.). The show will also be available regionally on Cox Sports Television on Wednesdays at 6 p.m. and Fox Sports Southwest on Tuesdays at 4 p.m.



RADIO AFFILIATES

Table listing radio affiliates and frequencies: Batesville (KOWZ-FM 103.3), Berryville (KTHS-AM 1480), Blytheville (KHLS-FM 96.3), Camden (KCY-FM 95.3), Cherokee Village (KSAR-FM 92.3), Crossett (KAGH-AM 800), De Queen (KDQN-FM 92.1), DeWitt (KDEW-FM 97.3), El Dorado (KMRX-FM 96.1), Fayetteville (KAKS-FM 99.5), Fayetteville (KUQA-AM 1290), Fayetteville (KIGL-FM 93.3), Fayetteville (KQSM-FM 92.1), Forrest City (KBFC-FM 93.5), Fort Smith (KERX-FM 95.3), Glenwood (KHGZ-AM 670), Glenwood (KHGZ-FM 98.9), Herber Springs (KAWW-AM 1370), Helena (KFFA-AM 1360), Hope (KHPA-FM 104.9), Horshoe Bend (KKIK-FM 106.5), Hot Springs (KLBL-FM 104.5), Jonesboro (KEGI-FM 100.5), Little Rock (KABZ-FM 103.7), Magnolia (KZHE-FM 100.5), Marshall (KBCN-FM 104.3), Mena (KTTG-FM 96.3), Monett (Mo.) (KKBL-FM 95.9), Monticello (KGPO-FM 99.9), Morrilton (KVOM-FM 101.7), Mountain Home (KOMT-FM 107.5), Ozark (KDYN-AM 1540), Ozark (KDYN-FM 96.7), Pocahontas (KPOC-FM 104.1), Pocahontas (KPOC-AM 1420), Russellville (KCAB-AM 980), Russellville (KCJC-FM 102.3), Ruston (La.) (KRLO-FM 94.1), Searcy (KSMD-FM 99.1), Stuttgart (KWAK-FM 105.5), Texarkana (Texas) (KKTK-AM 1400), Wynne (KWYN-FM 92.5), Wynne (KWYN-AM 1400)



2016 Arkansas Razorbacks Football
ARKANSAS Game Results (as of Sep 10, 2016)
All games

Date	Opponent		Score	Overall	Conference	Time	Attend
Sep 03, 2016	LA TECH	W	21-20	1-0	0-0	3:09	69132
Sep 10, 2016	at #12 TCU	Wo	41-38	2-0	0-0	3:55	48091

2016 Arkansas Razorbacks Football
 ARKANSAS Overall Team Statistics (as of Sep 10, 2016)
 All games

Team Statistics	AR	OPP
SCORING	62	58
Points Per Game	31.0	29.0
Points Off Turnovers	7	14
FIRST DOWNS	41	41
Rushing	17	11
Passing	23	29
Penalty	1	1
RUSHING YARDAGE	286	274
Yards gained rushing	339	313
Yards lost rushing	53	39
Rushing Attempts	83	55
Average Per Rush	3.4	5.0
Average Per Game	143.0	137.0
TDs Rushing	2	6
PASSING YARDAGE	414	589
Comp-Att-Int	37-58-2	55-89-2
Average Per Pass	7.1	6.6
Average Per Catch	11.2	10.7
Average Per Game	207.0	294.5
TDs Passing	5	1
TOTAL OFFENSE	700	863
Total Plays	141	144
Average Per Play	5.0	6.0
Average Per Game	350.0	431.5
KICK RETURNS: #-Yards	6-119	8-239
PUNT RETURNS: #-Yards	3-35	4-72
INT RETURNS: #-Yards	2-50	2-34
KICK RETURN AVERAGE	19.8	29.9
PUNT RETURN AVERAGE	11.7	18.0
INT RETURN AVERAGE	25.0	17.0
FUMBLES-LOST	1-0	2-1
PENALTIES-Yards	9-80	12-115
Average Per Game	40.0	57.5
PUNTS-Yards	10-494	8-314
Average Per Punt	49.4	39.2
Net punt average	42.2	32.4
KICKOFFS-Yards	10-613	10-623
Average Per Kick	61.3	62.3
Net kick average	32.4	40.4
TIME OF POSSESSION/Game	34:54	25:06
3RD-DOWN Conversions	10/28	17/30
3rd-Down Pct	36%	57%
4TH-DOWN Conversions	3/3	1/1
4th-Down Pct	100%	100%
SACKS BY-Yards	6-38	5-32
MISC YARDS	0	0
TOUCHDOWNS SCORED	8	7
FIELD GOALS-ATTEMPTS	2-3	3-6
ON-SIDE KICKS	0-0	0-0
RED-ZONE SCORES	(9-11) 82%	(9-10) 90%
RED-ZONE TOUCHDOWNS	(7-11) 64%	(7-10) 70%
PAT-ATTEMPTS	(6-6) 100%	(7-7) 100%
ATTENDANCE	69132	48091
Games/Avg Per Game	1/69132	1/48091
Neutral Site Games		0/0

Score by Quarters	1st	2nd	3rd	4th	OT	Total
ARKANSAS	10	17	7	15	13	62
Opponents	7	7	13	21	10	58

2016 Arkansas Razorbacks Football
 ARKANSAS Overall Individual Statistics (as of Sep 10, 2016)
 All games

Rushing	gp	att	gain	loss	net	avg	td	lg	avg/g
R. Williams	2	52	248	15	233	4.5	1	37	116.5
Kody Walker	2	13	44	1	43	3.3	0	7	21.5
Dominique Reed	2	2	18	0	18	9.0	0	15	9.0
Jared Cornelius	2	3	13	0	13	4.3	0	8	6.5
Devwah Whaley	2	4	8	2	6	1.5	0	5	3.0
Team	2	2	0	3	-3	-1.5	0	0	-1.5
Austin Allen	2	7	8	32	-24	-3.4	1	5	-12.0
Total	2	83	339	53	286	3.4	2	37	143.0
Opponents	2	55	313	39	274	5.0	6	31	137.0

Passing	gp	effic	comp-att-int	pct	yds	td	lg	avg/g
Austin Allen	2	145.30	37-58-2	63.8	414	5	25	207.0
Total	2	145.30	37-58-2	63.8	414	5	25	207.0
Opponents	2	116.60	55-89-2	61.8	589	1	57	294.5

Receiving	gp	no.	yds	avg	td	lg	avg/g
Drew Morgan	2	12	140	11.7	1	24	70.0
Keon Hatcher	2	8	108	13.5	1	18	54.0
Jeremy Sprinkle	2	6	77	12.8	2	25	38.5
Jared Cornelius	2	3	30	10.0	1	17	15.0
R. Williams	2	3	15	5.0	0	16	7.5
Dominique Reed	2	2	17	8.5	0	11	8.5
Austin Cantrell	2	2	9	4.5	0	5	4.5
Hayden Johnson	2	1	18	18.0	0	18	9.0
Total	2	37	414	11.2	5	25	207.0
Opponents	2	55	589	10.7	1	57	294.5

Punt Returns	no.	yds	avg	td	lg
Jared Cornelius	3	35	11.7	0	19
Total	3	35	11.7	0	19
Opponents	4	72	18.0	0	34

Interceptions	no.	yds	avg	td	lg
Brooks Ellis	1	47	47.0	1	47
Dre Greenlaw	1	3	3.0	0	3
Total	2	50	25.0	1	47
Opponents	2	34	17.0	0	34

Kick Returns	no.	yds	avg	td	lg
Dominique Reed	6	119	19.8	0	25
Total	6	119	19.8	0	25
Opponents	8	239	29.9	0	64

Fumble Returns	no.	yds	avg	td	lg
Total	0	0	0.0	0	0
Opponents	0	0	0.0	0	0

2016 Arkansas Razorbacks Football
 ARKANSAS Overall Individual Statistics (as of Sep 10, 2016)
 All games

Scoring	td	fg	PAT				dpx	saf	pts
			kick	rush	rcv	pass			
Cole Hedlund	-	2-3	6-6	-	-	-	-	-	12
Jeremy Sprinkle	2	-	-	-	-	-	-	-	12
Austin Allen	1	-	-	-	1	-	-	-	8
Drew Morgan	1	-	-	-	-	-	-	-	6
Keon Hatcher	1	-	-	-	-	1-1	-	-	6
R. Williams	1	-	-	-	-	-	-	-	6
Jared Cornelius	1	-	-	-	-	-	-	-	6
Brooks Ellis	1	-	-	-	-	-	-	-	6
Total	8	2-3	6-6	-	1	1-1	-	-	62
Opponents	7	3-6	7-7	-	-	-	-	-	58

Total Offense	g	plays	rush	pass	total	avg/g
Austin Allen	2	65	-24	414	390	195.0
R. Williams	2	52	233	0	233	116.5
Kody Walker	2	13	43	0	43	21.5
Dominique Reed	2	2	18	0	18	9.0
Jared Cornelius	2	3	13	0	13	6.5
Devwah Whaley	2	4	6	0	6	3.0
Team	2	2	-3	0	-3	-1.5
Total	2	141	286	414	700	350.0
Opponents	2	144	274	589	863	431.5

Field Goals	fg	pct.	01-19	20-29	30-39	40-49	50-99	lg	blk
Cole Hedlund	2-3	66.7	0-0	1-2	1-1	0-0	0-0	38	0

FG Sequence	ARKANSAS	Opponents
LA Tech	-	54,(43),(20),39
TCU	(38),(27),22	28,(37)

Numbers in (parentheses) indicate field goal was made.

Punting	no.	yds	avg	lg	tb	fc	i20	50+	blk
Toby Baker	10	494	49.4	59	0	4	2	7	0
Total	10	494	49.4	59	0	4	2	7	0
Opponents	8	314	39.2	49	1	1	1	0	0

Kickoffs	no.	yds	avg	tb	ob	retn	net	ydln
Connor Limpert	6	365	60.8	1	0			
Adam McFain	4	248	62.0	1	0			
Total	10	613	61.3	2	0	29.9	32.4	32
Opponents	10	623	62.3	4	0	19.8	40.4	24

2016 Arkansas Razorbacks Football
 ARKANSAS Overall Individual Statistics (as of Sep 10, 2016)
 All games

All Purpose	g	rush	rcv	pr	kr	ir	total	avg/g
R. Williams	2	233	15	0	0	0	248	124.0
Dominique Reed	2	18	17	0	119	0	154	77.0
Drew Morgan	2	0	140	0	0	0	140	70.0
Keon Hatcher	2	0	108	0	0	0	108	54.0
Jared Cornelius	2	13	30	35	0	0	78	39.0
Jeremy Sprinkle	2	0	77	0	0	0	77	38.5
Brooks Ellis	2	0	0	0	0	47	47	23.5
Kody Walker	2	43	0	0	0	0	43	21.5
Hayden Johnson	2	0	18	0	0	0	18	9.0
Austin Cantrell	2	0	9	0	0	0	9	4.5
Devwah Whaley	2	6	0	0	0	0	6	3.0
Dre Greenlaw	2	0	0	0	0	3	3	1.5
Team	2	-3	0	0	0	0	-3	-1.5
Austin Allen	2	-24	0	0	0	0	-24	-12.0
Total	2	286	414	35	119	50	904	452.0
Opponents	2	274	589	72	239	34	1208	604.0

2016 Arkansas Razorbacks Football
 ARKANSAS Overall Defensive Statistics (as of Sep 10, 2016)
 All games

##	Defensive Leaders	gp	Tackles			tfl/yds	Sacks no-yds	Pass defense			Fumbles		blkd	
			ua	a	tot			int-yds	brup	qbh	rcv-yds	ff	kick	saf
51	Brooks Ellis	2	10	9	19	3.0-9	.	1-47
23	Dre Greenlaw	2	6	9	15	.	.	1-3	.	.	1-0	.	.	.
55	J. Ledbetter	2	5	8	13	1.0-8	1.0-8	1	.	.
9	Santos Ramirez	2	9	3	12	.	.	.	1
48	Deatrich Wise	2	3	8	11	1.5-9	1.5-9	.	1	3
5	Henre' Toliver	2	6	4	10	1.0-1	.	.	1
28	Josh Liddell	2	4	4	8
30	K. Richardson	1	2	5	7
3A	McTelvin Agim	2	2	4	6	1.0-8	1.0-8
11	Ryan Pulley	2	6	.	6	.	.	.	4
97	Tevin Beanum	2	2	4	6
20	De'Andre Coley	2	3	2	5
94	Taiwan Johnson	2	3	1	4	1.0-5	1.0-5	.	.	1
41	Austin Capps	2	1	2	3
29	Jared Collins	2	1	2	3
10	Randy Ramsey	2	2	1	3	1.5-8	1.5-8	1	.	.
2B	Ryder Lucas	2	2	.	2
56	Matt Emrich	2	1	1	2
27	Khalia Hackett	2	.	2	2
74	Colton Jackson	2	1	.	1
44	Austin Cantrell	2	1	.	1
39	Byron Keaton	1	1	.	1
37	Toby Baker	2	1	.	1
4A	Adam McFain	1	.	1	1
96	Karl Roesler	2	1
70	Dan Skipper	2	1	.
Total		2	72	70	142	10-48	6-38	2-50	7	5	1-0	2	1	.
Opponents		2	82	74	156	14-53	5-32	2-34	11	7	.	1	.	.

2016 Arkansas Razorbacks Football
 ARKANSAS Team Game-by-Game (as of Sep 10, 2016)
 All games

TEAM STATISTICS

Date	Opponent	Rushing				Receiving				Passing				Kick Returns				Punt Returns				tot off
		no.	yds	td	lg	no.	yds	td	lg	cmp-att-int	yds	td	lg	no.	yds	td	lg	no.	yds	td	lg	
Sep 03	LA TECH	40	106	1	14	20	191	2	18	20-29-2	191	2	18	2	42	0	25	1	0	0	0	297
Sep 10	at TCU	43	180	1	37	17	223	3	25	17-29-0	223	3	25	4	77	0	22	2	35	0	19	403
ARKANSAS		83	286	2	37	37	414	5	25	37-58-2	414	5	25	6	119	0	25	3	35	0	19	700
		55	274	6	31	55	589	1	57	55-89-2	589	1	57	8	239	0	64	4	72	0	34	863

Games: 2 • Avg/rush: 3.4 • Avg/catch: 11.2 • Pass effic: 145.30 • KR avg: 19.8 • PR avg: 11.7 • All purpose avg/game: 452.0 • Total offense avg/gm: 350.0

Date	Opponent	Tackles				Sacks	Fumble		Pass Defense			blkd	PAT Attempts			off		
		ua	a	total	tfl-yds	no-yds	ff	fr-yds	int-yds	qbh	brup	kick	kick	rush	rcv	saf	t/o	pts
Sep 03	LA TECH	27	38	65	4.0-21	3.0-20	1	0-0	1-3	4	2	0	3-3	0	0	0	0	21
Sep 10	at TCU	45	32	77	6.0-27	3.0-18	1	1-0	1-47	1	5	1	3-3	0	1	0	7	41
ARKANSAS		72	70	142	10.0-48	6.0-38	2	1-0	2-50	5	7	1	6-6	0	1	0	7	62
		82	74	156	14.0-53	5.0-32	1	0-0	2-34	7	11	0	7-7	0	0	0	14	58

Date	Opponent	Punting							Field Goals			Kickoffs						
		no.	yds	avg	long	blkd	tb	fc	50+	i20	md-att	long	blkd	no.	yds	avg	tb	ob
Sep 03	LA TECH	4	190	47.5	55	0	0	2	2	1	0-0	0	0	4	248	62.0	1	0
Sep 10	at TCU	6	304	50.7	59	0	0	2	5	1	2-3	38	0	6	365	60.8	1	0
ARKANSAS		10	494	49.4	59	0	0	4	7	2	2-3	38	0	10	613	61.3	2	0
		8	314	39.2	49	0	1	1	0	1	3-6	43	1	10	623	62.3	4	0

2016 Arkansas Razorbacks Football
 ARKANSAS Opponent Game-by-Game (as of Sep 10, 2016)
 All games

OPPONENT STATISTICS

Date	Opponent	Rushing				Receiving				Passing				Kick Returns				Punt Returns				tot off		
		no.	yds	td	lg	no.	yds	td	lg	cmp	att	int	yds	td	lg	no.	yds	td	lg	no.	yds		td	lg
Sep 03	LA TECH	23	79	2	31	19	212	0	26	19	31	1	212	0	26	3	84	0	33	2	39	0	32	291
Sep 10	at TCU	32	195	4	26	36	377	1	57	36	58	1	377	1	57	5	155	0	64	2	33	0	34	572
Opponents		55	274	6	31	55	589	1	57	55	89	2	589	1	57	8	239	0	64	4	72	0	34	863
		83	286	2	37	37	414	5	25	37	58	2	414	5	25	6	119	0	25	3	35	0	19	700

Games: 2 • Avg/rush: 5.0 • Avg/catch: 10.7 • Pass effic: 116.60 • KR avg: 29.9 • PR avg: 18.0 • All purpose avg/game: 604.0 • Total offense avg/gm: 431.5

Date	Opponent	Tackles				Sacks	Fumble	Pass Defense			blkd	PAT Attempts			off			
		ua	a	total	tfl-yds	no-yds	ff	fr-yds	int-yds	qbh	brup	kick	kick	rush	rcv	saf	t/o	pts
Sep 03	LA TECH	44	32	76	9.0-37	4.0-26	1	0-0	2-34	3	4	0	2-2	0	0	0	14	20
Sep 10	at TCU	38	42	80	5.0-16	1.0-6	0	0-0	0-0	4	7	0	5-5	0	0	0	0	38
Opponents		82	74	156	14.0-53	5.0-32	1	0-0	2-34	7	11	0	7-7	0	0	0	14	58
		72	70	142	10.0-48	6.0-38	2	1-0	2-50	5	7	1	6-6	0	1	0	7	62

Date	Opponent	Punting							Field Goals			Kickoffs						
		no.	yds	avg	long	blkd	tb	fc	50+	i20	md-att	long	blkd	no.	yds	avg	tb	ob
Sep 03	LA TECH	3	115	38.3	49	0	0	0	0	0	2-4	43	0	5	320	64.0	3	0
Sep 10	at TCU	5	199	39.8	49	0	1	1	0	1	1-2	37	1	5	303	60.6	1	0
Opponents		8	314	39.2	49	0	1	1	0	1	3-6	43	1	10	623	62.3	4	0
		10	494	49.4	59	0	0	4	7	2	2-3	38	0	10	613	61.3	2	0

2016 Arkansas Razorbacks Football
 ARKANSAS Game Superlatives (as of Sep 10, 2016)
 All games

INDIVIDUAL GAME HIGHS

Rushes	28	R. Williams at TCU (Sep 10, 2016)
Yards Rushing	137	R. Williams at TCU (Sep 10, 2016)
TD Rushes	1	R. Williams vs LA Tech (Sep 03, 2016)
	1	Austin Allen at TCU (Sep 10, 2016)
Long Rush	37	R. Williams at TCU (Sep 10, 2016)
Pass attempts	29	Austin Allen vs LA Tech (Sep 03, 2016)
	29	Austin Allen at TCU (Sep 10, 2016)
Pass completions	20	Austin Allen vs LA Tech (Sep 03, 2016)
Yards Passing	223	Austin Allen at TCU (Sep 10, 2016)
TD Passes	3	Austin Allen at TCU (Sep 10, 2016)
Long Pass	25	Austin Allen at TCU (Sep 10, 2016)
Receptions	7	Drew Morgan at TCU (Sep 10, 2016)
Yards Receiving	93	Drew Morgan at TCU (Sep 10, 2016)
TD Receptions	1	Jared Cornelius vs LA Tech (Sep 03, 2016)
	1	Jeremy Sprinkle vs LA Tech (Sep 03, 2016)
	1	Keon Hatcher at TCU (Sep 10, 2016)
	1	Drew Morgan at TCU (Sep 10, 2016)
	1	Jeremy Sprinkle at TCU (Sep 10, 2016)
Long Reception	25	Jeremy Sprinkle at TCU (Sep 10, 2016)
Field Goals	2	Cole Hedlund at TCU (Sep 10, 2016)
Long Field Goal	38	Cole Hedlund at TCU (Sep 10, 2016)
Punts	6	Toby Baker at TCU (Sep 10, 2016)
Punting Avg	50.7	Toby Baker at TCU (Sep 10, 2016)
Long Punt	59	Toby Baker at TCU (Sep 10, 2016)
Punts inside 20	1	Toby Baker vs LA Tech (Sep 03, 2016)
	1	Toby Baker at TCU (Sep 10, 2016)
Long Punt Return	19	Jared Cornelius at TCU (Sep 10, 2016)
Long Kickoff Return	25	Dominique Reed vs LA Tech (Sep 03, 2016)
Tackles	13	Brooks Ellis at TCU (Sep 10, 2016)
Sacks	1.0	Randy Ramsey vs LA Tech (Sep 03, 2016)
	1.0	Taiwan Johnson vs LA Tech (Sep 03, 2016)
	1.0	McTelvin Agim at TCU (Sep 10, 2016)
	1.0	Deatrich Wise at TCU (Sep 10, 2016)
Tackles For Loss	3.0	Brooks Ellis at TCU (Sep 10, 2016)
Interceptions	1	Dre Greenlaw vs LA Tech (Sep 03, 2016)
	1	Brooks Ellis at TCU (Sep 10, 2016)

2016 Arkansas Razorbacks Football
 ARKANSAS Game Superlatives (as of Sep 10, 2016)
 All games

TEAM GAME HIGHS

Rushes	43	at TCU (Sep 10, 2016)
Yards Rushing	180	at TCU (Sep 10, 2016)
Yards Per Rush	4.2	at TCU (Sep 10, 2016)
TD Rushes	1	vs LA Tech (Sep 03, 2016)
	1	at TCU (Sep 10, 2016)
Pass attempts	29	vs LA Tech (Sep 03, 2016)
	29	at TCU (Sep 10, 2016)
Pass completions	20	vs LA Tech (Sep 03, 2016)
Yards Passing	223	at TCU (Sep 10, 2016)
Yards Per Pass	7.7	at TCU (Sep 10, 2016)
TD Passes	3	at TCU (Sep 10, 2016)
Total Plays	72	at TCU (Sep 10, 2016)
Total Offense	403	at TCU (Sep 10, 2016)
Yards Per Play	5.6	at TCU (Sep 10, 2016)
Points	41	at TCU (Sep 10, 2016)
Sacks By	3	vs LA Tech (Sep 03, 2016)
	3	at TCU (Sep 10, 2016)
First Downs	21	vs LA Tech (Sep 03, 2016)
Penalties	5	at TCU (Sep 10, 2016)
Penalty Yards	45	at TCU (Sep 10, 2016)
Turnovers	2	vs LA Tech (Sep 03, 2016)
Interceptions By	1	vs LA Tech (Sep 03, 2016)
	1	at TCU (Sep 10, 2016)
Punts	6	at TCU (Sep 10, 2016)
Punting Avg	50.7	at TCU (Sep 10, 2016)
Long Punt	59	at TCU (Sep 10, 2016)
Punts inside 20	1	vs LA Tech (Sep 03, 2016)
	1	at TCU (Sep 10, 2016)
Long Punt Return	19	at TCU (Sep 10, 2016)

2016 Arkansas Razorbacks Football
 ARKANSAS Game Superlatives (as of Sep 10, 2016)
 All games

OPPONENT INDIVIDUAL GAME HIGHS

Rushes	15	Hill, Kenny, at TCU (Sep 10, 2016)
Yards Rushing	93	Hill, Kenny, at TCU (Sep 10, 2016)
TD Rushes	2	Hill, Kenny, at TCU (Sep 10, 2016)
	2	Hicks, Kyle, at TCU (Sep 10, 2016)
Long Rush	31	Jarred Craft, vs LA Tech (Sep 03, 2016)
Pass attempts	56	Hill, Kenny, at TCU (Sep 10, 2016)
Pass completions	36	Hill, Kenny, at TCU (Sep 10, 2016)
Yards Passing	377	Hill, Kenny, at TCU (Sep 10, 2016)
TD Passes	1	Hill, Kenny, at TCU (Sep 10, 2016)
Long Pass	57	Hill, Kenny, at TCU (Sep 10, 2016)
Receptions	8	Trent Taylor, vs LA Tech (Sep 03, 2016)
	8	Hicks, Kyle, at TCU (Sep 10, 2016)
Yards Receiving	126	Turpin, K., at TCU (Sep 10, 2016)
TD Receptions	1	Williams, Taj, at TCU (Sep 10, 2016)
Long Reception	57	Turpin, K., at TCU (Sep 10, 2016)
Field Goals	2	J. Barnes, vs LA Tech (Sep 03, 2016)
Long Field Goal	43	J. Barnes, vs LA Tech (Sep 03, 2016)
Punts	5	Nunez, Adam, at TCU (Sep 10, 2016)
Punting Avg	39.8	Nunez, Adam, at TCU (Sep 10, 2016)
Long Punt	49	Gerald Shouse, vs LA Tech (Sep 03, 2016)
	49	Nunez, Adam, at TCU (Sep 10, 2016)
Punts inside 20	1	Nunez, Adam, at TCU (Sep 10, 2016)
Long Punt Return	34	Turpin, K., at TCU (Sep 10, 2016)
Long Kickoff Return	64	Turpin, K., at TCU (Sep 10, 2016)
Tackles	17	Douglas, Sammy, at TCU (Sep 10, 2016)
Sacks	1.0	S. Cooper, vs LA Tech (Sep 03, 2016)
	1.0	Xavier Woods, vs LA Tech (Sep 03, 2016)
	1.0	Deldrick Canty, vs LA Tech (Sep 03, 2016)
	1.0	Carraway, Josh, at TCU (Sep 10, 2016)
Tackles For Loss	3.0	Douglas, Sammy, at TCU (Sep 10, 2016)
Interceptions	1	Xavier Woods, vs LA Tech (Sep 03, 2016)
	1	Prince Sam, vs LA Tech (Sep 03, 2016)

2016 Arkansas Razorbacks Football
 ARKANSAS Game Superlatives (as of Sep 10, 2016)
 All games

OPPONENT TEAM GAME HIGHS

Rushes	32	at TCU (Sep 10, 2016)
Yards Rushing	195	at TCU (Sep 10, 2016)
Yards Per Rush	6.1	at TCU (Sep 10, 2016)
TD Rushes	4	at TCU (Sep 10, 2016)
Pass attempts	58	at TCU (Sep 10, 2016)
Pass completions	36	at TCU (Sep 10, 2016)
Yards Passing	377	at TCU (Sep 10, 2016)
Yards Per Pass	6.8	vs LA Tech (Sep 03, 2016)
TD Passes	1	at TCU (Sep 10, 2016)
Total Plays	90	at TCU (Sep 10, 2016)
Total Offense	572	at TCU (Sep 10, 2016)
Yards Per Play	6.4	at TCU (Sep 10, 2016)
Points	38	at TCU (Sep 10, 2016)
Sacks By	4	vs LA Tech (Sep 03, 2016)
First Downs	25	at TCU (Sep 10, 2016)
Penalties	9	at TCU (Sep 10, 2016)
Penalty Yards	95	at TCU (Sep 10, 2016)
Turnovers	2	at TCU (Sep 10, 2016)
Interceptions By	2	vs LA Tech (Sep 03, 2016)
Punts	5	at TCU (Sep 10, 2016)
Punting Avg	39.8	at TCU (Sep 10, 2016)
Long Punt	49	vs LA Tech (Sep 03, 2016)
	49	at TCU (Sep 10, 2016)
Punts inside 20	1	at TCU (Sep 10, 2016)
Long Punt Return	34	at TCU (Sep 10, 2016)

2016 Arkansas Razorbacks Football
 ARKANSAS Red-Zone Results (as of Sep 10, 2016)
 All games

ARKANSAS Inside Opponent Red-Zone

Date	Opponent	Score	Times In RZ	Times Scored	Total Pts	Rush TDs	Pass TDs	FGs Made	Failed to score inside RZ						
									FGA	Down	Int	Fumb	Half	Game	
Sep 03, 2016	LA TECH	W 21-20	4	3	21	3	1	2	0	0	0	1	0	0	0
Sep 10, 2016	at TCU	W 41-38	7	6	34	4	1	3	2	1	0	0	0	0	0
Totals			11	9	55	7	2	5	2	1	0	1	0	0	0
			9 of 11 (81.8%)												

Opponents Inside ARKANSAS Red-Zone

Date	Opponent	Score	Times In RZ	Times Scored	Total Pts	Rush TDs	Pass TDs	FGs Made	Failed to score inside RZ						
									FGA	Down	Int	Fumb	Half	Game	
Sep 03, 2016	LA TECH	W 21-20	3	3	17	2	2	0	1	0	0	0	0	0	0
Sep 10, 2016	at TCU	W 41-38	7	6	38	5	4	1	1	1	0	0	0	0	0
Totals			10	9	55	7	6	1	2	1	0	0	0	0	0
			9 of 10 (90.0%)												

2016 Arkansas Razorbacks Football
 ARKANSAS By-Quarter Statistics (as of Sep 10, 2016)
 All games

3rd-Down Conversions

Date	Opponent	Score	Overall	1st Qtr	2nd Qtr	3rd Qtr	4th Qtr	Overtime
Sep 03, 2016	LA TECH	W 21-20	3-12 25.0	2-3 66.7	0-3 0.0	0-2 0.0	1-4 25.0	
Sep 10, 2016	at TCU	W 41-38	7-16 43.8	1-3 33.3	2-5 40.0	1-2 50.0	1-4 25.0	2-2 100.0
	ARKANSAS		10-28 35.7	3-6 50.0	2-8 25.0	1-4 25.0	2-8 25.0	2-2 100.0
	Opponents		17-30 56.7	2-5 40.0	4-7 57.1	4-8 50.0	6-8 75.0	1-2 50.0

4th-Down Conversions

Date	Opponent	Score	Overall	1st Qtr	2nd Qtr	3rd Qtr	4th Qtr	Overtime
Sep 03, 2016	LA TECH	W 21-20	3-3 100.0	0-0 0.0	1-1 100.0	0-0 0.0	2-2 100.0	
Sep 10, 2016	at TCU	W 41-38	0-0 0.0	0-0 0.0	0-0 0.0	0-0 0.0	0-0 0.0	0-0 0.0
	ARKANSAS		3-3 100.0	0-0 0.0	1-1 100.0	0-0 0.0	2-2 100.0	0-0 0.0
	Opponents		1-1 100.0	1-1 100.0	0-0 0.0	0-0 0.0	0-0 0.0	0-0 0.0

Time of Possession

Date	Opponent	Score	Overall	1st Qtr	2nd Qtr	3rd Qtr	4th Qtr	Overtime
Sep 03, 2016	LA TECH	W 21-20	36:41	10:46	10:02	4:41	11:12	
Sep 10, 2016	at TCU	W 41-38	33:07	10:31	6:59	7:47	7:50	0:00
	ARKANSAS		Total 69:48	21:17	17:01	12:28	19:02	0:00
			Avg. 34:54	10:38	8:30	6:14	9:31	0:00
	Opponents		Total 50:12	8:43	12:59	17:32	10:58	0:00
			Avg. 25:06	4:21	6:29	8:46	5:29	0:00

2016 Arkansas Razorbacks Football
 ARKANSAS Games Played (as of Sep 10, 2016)
 All games

##	PLAYER	GP-GS	LATECH	TCU
3A	McTelvin Agim	2/-	XXX	XXX
8	Austin Allen	2/2	START	START
19	Anthony Antwine	2/-	XXX	XXX
37	Toby Baker	2/-	XXX	XXX
97	Tevin Beanum	2/1	XXX	START
44	Austin Cantrell	2/-	XXX	XXX
41	Austin Capps	2/-	XXX	XXX
20	De'Andre Coley	2/-	XXX	XXX
29	Jared Collins	2/2	START	START
1	Jared Cornelius	2/1	START	XXX
15	Nate Dalton	1/-	...	XXX
2	DJ Dean	1/-	...	XXX
49	Robert Decker	2/-	XXX	XXX
51	Brooks Ellis	2/2	START	START
56	Matt Emrich	2/-	XXX	XXX
35	Dwayne Eugene	2/-	XXX	XXX
5A	Hjalte Froholdt	2/2	START	START
62	Johnny Gibson	2/-	XXX	XXX
23	Dre Greenlaw	2/2	START	START
89	Grayson Gunter	1/-	XXX	...
27	Khalia Hackett	2/-	XXX	XXX
64	Jake Hall	1/-	...	XXX
8A	De'Jon Harris	1/-	XXX	...
45	Josh Harris	1/-	...	XXX
4	Keon Hatcher	2/-	XXX	XXX
9A	Cole Hedlund	2/-	XXX	XXX
81	Cody Hollister	2/1	START	XXX
78	Bijhon Jackson	2/-	XXX	XXX
74	Colton Jackson	2/2	START	START
34	K. Jackson	2/-	XXX	XXX
32	Hayden Johnson	2/1	XXX	START
94	Taiwan Johnson	2/2	START	START
39	Byron Keaton	1/-	...	XXX
87	Jack Kraus	1/-	XXX	...
55	J. Ledbetter	2/2	START	START
28	Josh Liddell	2/2	START	START
42	Connor Limpert	1/-	...	XXX
2B	Ryder Lucas	2/-	XXX	XXX
4A	Adam McFain	1/-	XXX	...
38	Reid Miller	2/-	XXX	XXX
7	Damon Mitchell	1/-	...	XXX
80	Drew Morgan	2/2	START	START
16	L. Pettway	1/-	...	XXX
11	Ryan Pulley	2/1	XXX	START
72	Frank Ragnow	2/2	START	START
9	Santos Ramirez	2/2	START	START
10	Randy Ramsey	2/-	XXX	XXX

2016 Arkansas Razorbacks Football
ARKANSAS Games Played (as of Sep 10, 2016)
All games

##	PLAYER	GP-GS	LATECH	TCU
50	Jake Raulerson	2/2	START	START
3	Dominique Reed	2/1	XXX	START
30	K. Richardson	1/1	START	...
96	Karl Roesler	2/1	START	XXX
70	Dan Skipper	2/2	START	START
83	Jeremy Sprinkle	2/2	START	START
13	Deon Stewart	1/-	...	XXX
5	Henre' Toliver	2/2	START	START
24	Kody Walker	2/-	XXX	XXX
60	Brian Wallace	1/-	...	XXX
21	Devwah Whaley	2/-	XXX	XXX
2A	Josh Williams	2/-	XXX	XXX
22	R. Williams	2/2	START	START
6	J. Winston	2/-	XXX	XXX
48	Deatrich Wise	2/2	START	START

2016 Arkansas Razorbacks Football
 ARKANSAS Total Tackles Game-by-Game (as of Sep 10, 2016)
 All games

Total Tackles	UA-A	Total	LATECH	TCU
Brooks Ellis	10-9	19	2-4	8-5
Dre Greenlaw	6-9	15	2-5	4-4
J. Ledbetter	5-8	13	2-4	3-4
Santos Ramirez	9-3	12	4-3	5-0
Deatrich Wise	3-8	11	1-6	2-2
Henre' Toliver	6-4	10	2-2	4-2
Josh Liddell	4-4	8	3-2	1-2
K. Richardson	2-5	7	2-5	DNP
Tevin Beanum	2-4	6	1-0	1-4
Ryan Pulley	6-0	6	2-0	4-0
McTelvin Agim	2-4	6	0-2	2-2
De'Andre Coley	3-2	5	1-0	2-2
Taiwan Johnson	3-1	4	1-0	2-1
Randy Ramsey	2-1	3	1-0	1-1
Jared Collins	1-2	3	0-1	1-1
Austin Capps	1-2	3	1-1	0-1
Khalia Hackett	0-2	2	0-1	0-1
Ryder Lucas	2-0	2	-	2-0
Matt Emrich	1-1	2	0-1	1-0
Austin Cantrell	1-0	1	1-0	-
Colton Jackson	1-0	1	1-0	-
Byron Keaton	1-0	1	DNP	1-0
Adam McFain	0-1	1	0-1	DNP
Toby Baker	1-0	1	-	1-0

2016 Arkansas Razorbacks Football
 ARKANSAS Passing Game-by-Game (as of Sep 10, 2016)
 All games

#8 Austin Allen	Comp	Att	Int	Pct	Yards	TD	Long	Sacked	Effic
LA Tech	20	29	2	69.0	191	2	18	4-26	133.26
TCU	17	29	0	58.6	223	3	25	1-6	157.35
TOTALS	37	58	2	63.8	414	5	25	5-32	145.30

2016 Arkansas Razorbacks Football
 ARKANSAS Rushing/Receiving Game-by-Game (as of Sep 10, 2016)
 All games

RUSHING	No-Yds/TD	LATECH	TCU
R. Williams	52-233/1	24-96/1	28-137/0
Kody Walker	13-43/0	6-24/0	7-19/0
Dominique Reed	2-18/0	-	2-18/0
Jared Cornelius	3-13/0	3-13/0	-
Devwah Whaley	4-6/0	2-1/0	2-5/0
Team	2--3/0	1--2/0	1--1/0
Austin Allen	7--24/1	4--26/0	3-2/1

RECEIVING	No-Yds/TD	LATECH	TCU
Drew Morgan	12-140/1	5-47/0	7-93/1
Keon Hatcher	8-108/1	6-86/0	2-22/1
Jeremy Sprinkle	6-77/2	3-19/1	3-58/1
Jared Cornelius	3-30/1	1-13/1	2-17/0
Hayden Johnson	1-18/0	-	1-18/0
Dominique Reed	2-17/0	1-6/0	1-11/0
R. Williams	3-15/0	3-15/0	-
Austin Cantrell	2-9/0	1-5/0	1-4/0

2016 Arkansas Razorbacks Football
ARKANSAS Return Stats Game-by-Game (as of Sep 10, 2016)
All games

<u>PUNT RETURNS</u>	<u>No-Yds</u>	<u>LATECH</u>	<u>TCU</u>
Jared Cornelius	3-35	1-0	2-35

<u>KICK RETURNS</u>	<u>No-Yds</u>	<u>LATECH</u>	<u>TCU</u>
Dominique Reed	6-119	2-42	4-77

<u>INT. RETURNS</u>	<u>No-Yds</u>	<u>LATECH</u>	<u>TCU</u>
Brooks Ellis	1-47	-	1-47
Dre Greenlaw	1-3	1-3	-

<u>FUMBLE RETURNS</u>	<u>No-Yds</u>	<u>LATECH</u>	<u>TCU</u>
-----------------------	---------------	---------------	------------

2016 Arkansas Razorbacks Football
ARKANSAS Sacks Game-by-Game (as of Sep 10, 2016)
All games

SACKS	UA-A	Total	LATECH	TCU
Randy Ramsey	1-1	1.5	1.0-5	0.5-3
Deatrich Wise	1-1	1.5	0.5-5	1.0-4
Taiwan Johnson	1-0	1.0	1.0-5	-
McTelvin Agim	1-0	1.0	-	1.0-8
J. Ledbetter	0-2	1.0	0.5-5	0.5-3

2016 Arkansas Razorbacks Football
ARKANSAS Tackle For Loss Game-by-Game (as of Sep 10, 2016)
All games

TACKLES FOR LOSS	UA-A	Total	LATECH	TCU
Brooks Ellis	3-0	3.0	-	3.0-9
Randy Ramsey	1-1	1.5	1.0-5	0.5-3
Deatrich Wise	1-1	1.5	0.5-5	1.0-4
Henre' Toliver	1-0	1.0	1.0-1	-
McTelvin Agim	1-0	1.0	-	1.0-8
J. Ledbetter	0-2	1.0	0.5-5	0.5-3
Taiwan Johnson	1-0	1.0	1.0-5	-

2016 Arkansas Razorbacks Football
ARKANSAS Fumbles Game-by-Game (as of Sep 10, 2016)
All games

<u>FUMBLES</u>	<u>No-Lost</u>	<u>LATECH</u>	<u>TCU</u>
Drew Morgan	1-0	1-0	-

<u>FUMBLES FORCED</u>	<u>Number</u>	<u>LATECH</u>	<u>TCU</u>
Randy Ramsey	1	1	-
J. Ledbetter	1	-	1

<u>FUMBLES RECOVERED</u>	<u>Number</u>	<u>LATECH</u>	<u>TCU</u>
Dre Greenlaw	1	-	1