



ARKANSAS RAZORBACKS

1 National Championship (1964) • 4 SEC West Division Titles • 55 All-Americans • 43 All-SEC First Team Selections

► GAME INFORMATION

Date.....Saturday, Sept. 24
Time.....8 p.m. CT
Location.....Arlington, Texas
Stadium.....AT&T Stadium (71,815)
TV.....ESPN
Play-By-Play.....Joe Tessitore
Analyst.....Todd Blackledge
Sideline Reporter.....Holly Rowe
Radio.....Razorback/IMG Sports Network (KQS-FM 92.1)
Play-By-Play.....Chuck Barrett
Analyst.....Keith Jackson
Sideline Analyst.....Quinn Grovey
Sirius/XM.....108/191
Stats.....ArkansasRazorbacks.com (StatBroadcast)
Social.....@RazorbackFB

► RECORD BREAKDOWN

Overall.....3-0
SEC.....0-0
Home.....2-0
Away.....1-0
Neutral.....0-0

► TABLE OF CONTENTS

Quick Facts/Player Quick Notes.....	2
Team/Individual Notes.....	3-10
Top 25 Polls/National Ranking Watch.....	3
The Series vs. Texas A&M.....	11
Head Coach Bret Bielema.....	12-13
Depth Chart.....	14
Roster.....	15-16
Pronunciations.....	16
Honors & Awards.....	17
Player Bios.....	18-29
The Last Time.....	30-32
Game-By-Game Stats.....	33
Scoring Drives.....	34
Supplemental Stats.....	35
Long Plays.....	36
2016 Recaps.....	37-39
Media Schedule.....	40



► THE MATCHUP



VS



NO. 17/18 ARKANSAS RAZORBACKS (3-0, 0-0 SEC)

Head Coach: Bret Bielema (Iowa '92)

Record at Arkansas: 21-20 (4th Season)

Overall Record: 89-44 (11th Season)

NO. 10/13 TEXAS A&M AGGIES (3-0, 1-0 SEC)

Head Coach: Kevin Sumlin (Purdue '88)

Record at Texas A&M: 39-16 (5th Season)

Overall Record: 74-33 (9th Season)

► #RAZORFACTS

• No. 17 Arkansas will open its SEC slate in prime time Saturday as the Razorbacks return to Texas for the second time in three weeks to face No. 10 Texas A&M in the annual Southwest Classic at AT&T Stadium. Kickoff is scheduled for 8 p.m. CT on ESPN.

• Arkansas leads the all-time series 41-28-3. Saturday's game marks the 10th time that both teams are ranked in the Associated Press Top 25 at the time of the game.

• The last time the Razorbacks and Aggies met when both teams were ranked was Oct. 1, 2011. No. 18 Arkansas defeated No. 14 Texas A&M 42-38 in Arlington.

• In fact, the last time Arkansas played a game where both teams were ranked was on Jan. 7, 2012 when the No. 7 Razorbacks defeated No. 11 Kansas State 29-16 in the Cotton Bowl.

• The Razorbacks and Aggies are meeting as undefeated squads for just the second time ever and the first time since 1927.

► FIVE KEY STORYLINES

• Arkansas improved to 3-0 for the second time in the **BRET BIELEMA** era and the seventh time since 1998 with a 42-3 victory over Texas State at home last Saturday.

• Fresh off the convincing victory, Arkansas made big moves in each of the national polls released on Sunday. After earning a No. 24 ranking in both polls last week, the Razorbacks moved up seven spots in the Associated Press Poll to No. 17 and up six spots to No. 18 in the Amway Coaches Poll. The No. 17 ranking in the AP Poll is Arkansas' highest since Sept. 8, 2012 when it was No. 8.

• Arkansas has won five straight and nine of its last 10 games dating back to last season, including road wins at No. 18 Ole Miss, No. 9 LSU and No. 15 TCU.

• **AUSTIN ALLEN** and **RAWLEIGH WILLIAMS III** have been one of the best QB/RB combos in the SEC this season. Allen has tossed multiple TD passes in three straight games, leads the SEC in completion percentage (67.1) and ranks second in passer rating (160.9). Williams has topped 100-yards rushing in each of the last two games and leads the SEC in rush attempts (71), first downs (20) and 10+ yard runs (13) while ranking third in yards (354).

• Arkansas ranks second in the SEC and 13th nationally in time of possession per game (34:46). The Razorbacks have led the SEC in time of possession each of the last two seasons. Bielema is 68-24 all-time when his team wins the time of possession battle. Arkansas has possessed the ball longer than its opponent in 13 of its last 17 contests. The Razorbacks are averaging an 11-minute advantage in possession time against its opponents this season.



RB RAWLEIGH WILLIAMS III is one of only four players in the Power 5 conferences to total at least 350 rushing yards and three rushing TDs through three games this season.

► 2016 SCHEDULE AND RESULTS



LOUISIANA TECH
SEPT. 3
W, 21-20



AT NO. 15 TCU
SEPT. 10
W, 41-38 (2OT)



TEXAS STATE
SEPT. 17
W, 42-3



NO. 10 TEXAS A&M
SEPT. 24
Arlington, Texas
8 P.M. CT
ESPN



ALCORN STATE
OCT. 1
Little Rock, Ark.
11 A.M. CT
SEC Network Alt.



NO. 1 ALABAMA
OCT. 8



NO. 23 OLE MISS
OCT. 15



AT AUBURN
OCT. 22



NO. 19 FLORIDA
NOV. 5



NO. 18 LSU
NOV. 12



AT MISS. STATE
NOV. 19



AT MISSOURI
NOV. 25
1:30 P.M. CT
CBS



► QUICK FACTS

HEAD COACH BRET BIELEMA

Alma Mater.....	Iowa, 1992
Career Record.....	89-44 (11th Season)
Record at Arkansas.....	21-20 (4th Season)
Bowl Appearances.....	9

ASSISTANT COACHES

Sideline:

Dan Enos.....	Offensive Coordinator/QBs
Robb Smith.....	Defensive Coordinator
Kurt Anderson.....	Offensive Line
Vernon Hargreaves.....	Linebackers
Reggie Mitchell.....	Running Backs
Rory Segrest.....	Defensive Line/Specialists
Michael Smith.....	Wide Receivers

Booth:

Barry Lunney Jr.....	Tight Ends
Paul Rhoads.....	Defensive Backs

TEAM INFORMATION

2015 Overall Record.....	8-5
SEC Record (Finish).....	5-3 (T-3rd West)
Bowl Game.....	W, 45-23 vs. Kansas State (Liberty Bowl)
Home Record.....	4-3
Road Record.....	3-1
Neutral.....	1-1
Base Offense.....	Multiple
Base Defense.....	4-3
Lettermen Returning.....	53 (22 O, 28 D, 3 S)
Lettermen Lost.....	22 (16 O, 6 D)
Starters Returning.....	16 (5 O, 9 D, 2 S)
Starters Lost.....	8 (6 O, 2 D)

TEAM HISTORY

First Season.....	1894
All-Time Record/Seasons.....	705-480-40 (.592)/122
All-Time Conf. Record/Seasons.....	336-298-18 (.529)/102
National Championships.....	1, 1964
Conference Championships.....	13 (last: 1989)
SEC West Championships.....	4 (last: 2006)
Bowl Appearances/Record.....	41/15-23-3 (.402)
Conference Affiliations.....	SEC (1992-Pres.)
.....	SWC (1915-1991)
All-America Selections.....	55 players, 64 times
All-SEC (First Team Only).....	43 players, 50 times
All-SWC (First Team Only).....	172 players, 236 times

STADIUM INFORMATION

Name.....	Donald W. Reynolds Razorback Stadium
Location.....	Fayetteville, Ark.
Field Name.....	Frank Broyles Field
Capacity.....	72,000
First Game.....	Sept. 24, 1938
Record at Stadium.....	184-90-2 (.670)

Name.....	War Memorial Stadium
Location.....	Little Rock, Ark.
Capacity.....	54,120
First Game.....	Sept. 18, 1948
Record at Stadium.....	149-60-4 (.709)

Name.....	AT&T Stadium
Location.....	Arlington, Texas
Capacity.....	71,815
First Game.....	Oct. 3, 2009
Record at Stadium.....	4-2 (.667)

UNIVERSITY INFORMATION

Location.....	Fayetteville, Ark.
Enrollment.....	26,754
Founded.....	1871
Colors.....	Cardinal and White
Chancellor.....	Dr. Joseph E. Steinmetz
Athletics Director.....	Jeff Long

► PLAYER QUICK NOTES

QUARTERBACKS

- **AUSTIN ALLEN** leads the SEC in completion percentage (67.1) and ranks second in passer rating (160.9).
- One of 18 FBS quarterbacks with two or more touchdown passes in each of the first three weeks.
- Named the SEC Player of the Week and Manning Award Player of the Week after Arkansas' win at No. 15 TCU.

RUNNING BACKS

- **RAWLEIGH WILLIAMS III** returned to his home state of Texas and rushed 28 times for 137 yards in a win over No. 15 TCU.
- Leads the SEC in rush attempts (71), first downs (20) and 10+ yard runs (13) while ranking third in yards (354).
- Only running back in the SEC to run for 90 yards in all three games this season.

- **KODY WALKER** scored his 14th career rushing touchdown in the win over Texas State.
- Earned a sixth year of eligibility from the NCAA and SEC prior to the start of last season.
- Carried the ball 90 times for 394 yards and six touchdowns in 2015, which were each career season highs.

WIDE RECEIVERS

- **DREW MORGAN** had eight catches for a career-high 155 yards and a touchdown against Texas A&M in 2015.
- Hauled in seven catches for 93 yards and a TD at No. 15 TCU.
- 61 of his 88 career receptions have resulted in a first down, including 11 of 15 this season.

- **KEON HATCHER** extended his streak to 22 consecutive games with a reception for a first down, dating back to 2013.
- Just three receptions shy of 100 for his career.
- Hauled in Arkansas' longest offensive play of the season against Texas State, a 73-yard pass from Austin Allen.

- **DOMINIQUE REED** has a reception in each game this season along with three rushes for 33 yards.
- Scored a touchdown in six straight games in 2015, including all four SEC road games.
- Ran for 20 or more yards after the catch on four of his six TD receptions.

- **JARED CORNELIUS** hauled in the first TD pass of the season from Austin Allen in the season opener.
- Has scored a TD in five of his last seven games played with three coming through the air and two on the ground.
- Only SEC player and one of three players in the country with a 40-yard reception, 40-yard run and 40-yard punt return in 2015.

TIGHT ENDS

- **JEREMY SPRINKLE** is the only SEC tight end and one of two nationally with a TD catch in each of the first three weeks.
- Caught the eventual game-winning TD against LA Tech and has seven TDs in his last six games, dating back to 2015.
- Led all SEC TEs with six receiving TDs in 2015 (tied for ninth among FBS TEs).

OFFENSIVE LINE

- **DAN SKIPPER** made his 37th straight start on the offensive line against Texas State.
- Blocked his sixth career kick with under 10 seconds left in the fourth quarter as TCU attempted the game-winning FG.
- Graded out a team-best 90 percent at TCU, helping pave the way for Williams (137 yards) and Allen (233 yards).

- **FRANK RAGNOW** made his 16th straight start on the offensive line at right guard against Texas State.
- Started at center the first two games this season. Started all 13 games at right guard in 2015.
- Gave Allen a key push at the goal line on his 5-yard game-winning TD run in the second overtime at No. 15 TCU.

DEFENSIVE LINE

- **DEATRICH WISE JR.** has at least a half-sack in each of the last seven regular-season contests, 9.0 over that stretch.
- Has 4.5 sacks in Arkansas' last three road wins vs. ranked opponents.
- Ranks fifth among SEC active career sack leaders (15.0).

- **JEREMIAH LEDBETTER** has logged at least a half-sack in each of the first three games and five of the last seven.
- 17 tackles rank third on the team and are tied for the SEC lead among defensive linemen.
- His 2.5 sacks this season lead the team and are tied for seventh in the SEC.

- **TAIWAN JOHNSON** has started 29 straight games.
- Had a QB hurry that forced an interception that was returned for a TD at No. 15 TCU.
- Has made at least a half-sack in six career games, including three of his last five.

LINEBACKERS

- **BROOKS ELLIS** gave Arkansas a 13-0 lead at No. 15 TCU in the 2nd quarter when he took his third career INT 47 yards for a TD.
- Led Arkansas with 13 tackles at TCU, including eight solo, for his seventh career game with double-digit stops.
- Registered at least one tackle during eight of TCU's first nine drives and 10 of 15 for the game, including the overtimes.

- **DRE GREENLAW** ranks second on the team in tackles with 21.
- Is 1 of 5 SEC linebackers, along with Brooks Ellis, with an interception on the season.
- Has led the team in tackles in 6 of 16 games played.

DEFENSIVE BACKS

- **RYAN PULLEY** is tied for third in the FBS in both passes defended (6) and pass breakups (5).
- 1 of 5 players in the country with six passes defended and at least one INT.
- Returned his INT 25-yards for a TD against Texas State.

- **HENRE' TOLIVER** has started each of the last seven contests dating back to last season.
- Fourth on the team in tackles with six at No. 15 TCU.
- Helped the Hogs shut out TCU in the first half with three tackles and a pass breakup.

- **JOSH LIDDELL** has totaled 32 tackles, including 1.0 for loss, and one interception during his last seven games.
- Ranked sixth on the team in tackles in 2015 with 52 and tied for the team lead in interceptions with two.
- Has logged at least eight tackles three times during his career.



GAME NOTES

► THE SOUTHWEST CLASSIC

• Arkansas will play Texas A&M at AT&T Stadium in Arlington, Texas for the third time in an 11-year agreement to play the Southwest Classic at the home of the NFL's Dallas Cowboys. The two schools also met at AT&T Stadium each year (three times) from 2009 until Texas A&M joined the SEC following the 2011 season.

• Arkansas will meet Texas A&M for the 73rd time on Saturday. The two schools met 58 consecutive years from 1934 until the Razorbacks left the Southwest Conference following the 1991 season.

► A RAZORBACK WIN WOULD

- Give Arkansas its 10th win in its last 11 games, including six straight dating back to last season.
- Give Arkansas its fourth straight victory against a ranked team, including the second of the 2016 season.
- Mark the first time a Bielema-coached team started 4-0 since Wisconsin in 2011.
- Give Arkansas its first 4-0 start since 2003.
- Mark the first time under Coach Bielema that Arkansas has defeated a ranked opponent as a ranked team.
- Improve Coach Bielema's record to 22-20 at Arkansas and 90-44 all-time as a head coach.
- Up the Razorbacks' all-time series record to 42-28-3 against the Aggies.
- Improve Arkansas' all-time record to 5-2 at AT&T Stadium.
- Be Arkansas' first victory in an SEC opener since 2010.

► WHAT TO WATCH FOR

THE RAZORBACKS

- Have scored 40 or more points in seven of the last 10 games, posting a 9-1 mark during that stretch.
- Have scored TDs in eight straight red-zone visits and points on 14 of 16 red-zone opportunities this season.
- Have intercepted a pass in six straight games dating back to last season.
- Have 21 interceptions through its last 22 games.
- Have returned an interception for a TD in each of its last two games.

TE JEREMY SPRINKLE

- Has 10 career TD receptions and needs one more to set the school record for most in a career by a tight end.

WR KEON HATCHER

- Is three receptions shy of hitting the triple-digit mark for his career (Last: Hunter Henry, 2013-15).
- Has 13 career TD receptions and is two away from tying Greg Childs for 11th all-time in school history.

LB BROOKS ELLIS

- Is one double-digit tackle game away from recording eight in his career (Last: Martrell Spaight, 2013-14).
- Is 67 tackles shy of 300 in his career.

► LAST 10 GAMES

• For just the fourth time since entering the SEC in 1992, Arkansas has won nine games over a 10-game stretch, including five straight. The Razorbacks are one of 12 FBS teams to win at least nine of their last 10 games dating back to the 2015 campaign. **Below are some of the highlights of Arkansas' current 10-game run:**

- Three straight wins against top 25 teams on the road (No. 19 Ole Miss, No. 9 LSU, No. 15 TCU).
- Averaging 42.8 points per game with seven performances of 40 points or more.
- Has out-gained its opponents 2,013-1,168, highlighted by four games with 200 rush yards and 200 pass yards.
- Won the time of the possession battle eight of 10 games, including the last six.
- Converted 12-of-15 fourth down attempts and hold a 56-28 edge in points off turnovers.

► NATIONAL RANKINGS WATCH

Date	Associated Press	Amway USA Today Coaches	FWAA-NFF Super 6	CFP
Preseason	RV	RV	--	--
Sept. 7	RV	RV	--	--
Sept. 11	24	24	--	--
Sept. 18	17	18	16	--

► ASSOCIATED PRESS POLL

As of Sept. 18, 2016

Rank	Team	Record	Points
1	Alabama (50)	3-0	1510
2	Ohio State (4)	3-0	1442
3	Louisville (6)	3-0	1406
4	Michigan (1)	3-0	1277
5	Clemson	3-0	1258
6	Houston	3-0	1245
7	Stanford	2-0	1195
8	Michigan State	2-0	1084
9	Washington	3-0	1040
10	Texas A&M	3-0	890
11	Wisconsin	3-0	828
12	Georgia	3-0	726
13	Florida State	2-1	722
14	Tennessee	3-0	707
15	Miami	3-0	565
16	Baylor	3-0	529
17	Arkansas	3-0	528
18	LSU	2-1	517
19	Florida	3-0	479
20	Nebraska	3-0	420
21	Texas	2-1	196
22	San Deigo State	3-0	183
23	Ole Miss	1-2	172
24	Utah	3-0	154
25	Oklahoma	1-2	139

Note: Bold denotes teams on Arkansas' 2016 schedule

Others receiving votes: TCU 132, North Dakota State 74, UCLA 74, Boise State 69, Iowa 47, California 44, Oklahoma State 42, Notre Dame 32, Oregon 23, Georgia Tech 17, North Carolina 17, Central Michigan 16, South Florida 7, Toledo 6, Western Michigan 6, Arizona State 3, Maryland 3, Virginia Tech 1

► AMWAY COACHES POLL

As of Sept. 18, 2016

Rank	Team	Record	Points
1	Alabama (59)	3-0	1571
2	Ohio State (3)	3-0	1482
3	Clemson (1)	3-0	1405
4	Louisville	3-0	1331
5	Michigan	3-0	1302
6	Stanford	2-0	1273
7	Houston	3-0	1235
8	Michigan State	2-0	1156
9	Washington	3-0	1065
10	Wisconsin	3-0	872
11	Georgia	3-0	847
12	Tennessee	3-0	805
13	Texas A&M	3-0	791
14	Florida State	2-1	742
15	Baylor	3-0	658
16	Florida	3-0	598
17	LSU	2-1	522
18	Arkansas	3-0	500
19	Miami	3-0	441
20	Nebraska	3-0	373
21	Ole Miss	1-2	166
	TCU	2-1	166
23	Utah	3-0	155
24	Texas	2-1	143
25	Iowa	2-1	140

Note: Bold denotes teams on Arkansas' 2016 schedule

Others receiving votes: Oklahoma 106, North Carolina 95, San Diego State 87, UCLA 81, Boise State 62, Oregon 50, Oklahoma State 46, Arizona State 34, South Florida 32, Georgia Tech 28, Notre Dame 23, West Virginia 19, Western Michigan 16, Minnesota 11, Navy 10, Toledo 6, Central Michigan 6, California 6, Maryland 4, Memphis 4, Kansas State 4, Army 2, Auburn 2, Western Kentucky 2



► ALLEN'S STRONG START

• With the Razorbacks' win against Texas State, Allen became just the fourth QB to go 3-0 in his first three starts for Arkansas since it joined the SEC in 1992.

Player	Year	Comp.	Att.	Yds.	TD	Int.	Record
Austin Allen	2016	53	79	655	7	2	3-0
Tyler Wilson	2011	59	86	822	6	2	3-0
Mitch Mustain	2006	29	59	440	7	2	3-0
Robby Hampton	2000	49	82	649	4	2	3-0

• With two scoring tosses in the first half against Texas State, Allen is now one of 18 QBs in the FBS and two in the SEC with multiple TD passes in each of the first three games this season.

• Allen is the first Arkansas QB to throw multiple TD passes in each of the first three games of a season since Ryan Mallett in 2010. In addition, Allen's seven TD passes are the most by an Arkansas QB through three games of a season since Mallett's nine in 2010.

• On the season, Allen has completed 53 of 79 passes for 655 yards and seven TDs against two picks. He leads the SEC in completion percentage (67.1) and ranks second in passer rating (160.9). Those figures rank 15th and 27th in the FBS, respectively.

ALLEN AMONG SEC QUARTERBACKS (2016)

Category	Stat	Rank
Passing Attempts	79	6
Completions	53	5
Completion Percentage	67.1	1
Passing Yards	655	5
Yards/Attempt	8.3	3
TDs	7	3
Rating	160.9	2
Yards/Game	218.3	5

► FOURTH QUARTER QB

• **QB AUSTIN ALLEN** has flashed his ability to deliver down the stretch. He owns the fourth-best passer rating (165.2) in the SEC during the fourth quarter this season.

SEC LEADERS - 4TH QUARTER PASSER RATING (2016)

Player	Comp.	Att.	Pct.	Yds.	TD	Int.	Rate
Luke Del Rio	8	10	80.0	127	2	0	252.7
Josh Dobbs	11	17	64.7	157	2	1	169.3
Chad Kelly	21	32	65.6	289	3	1	166.2
Austin Allen	10	16	62.5	117	2	0	165.2

• Allen has particularly been lights out when it's mattered most, engineering game-winning drives in each of his first two games.

• Trailing 20-14 midway through the fourth quarter against Louisiana Tech, Allen capped a 13-play, 77-yard go-ahead and eventual game-winning TD drive by finding **TE JEREMY SPRINKLE** in the end zone from 4-yards out.

• At No. 15 TCU, Allen was 4-of-4 for 58 yards and a TD on the Razorbacks' '56-second game-tying drive in the fourth quarter. He threw a 16-yard TD pass to **WR KEON HATCHER** and then caught the tying 2-point conversion from the receiver with 1:03 remaining. He later connected with Sprinkle from 19-yards out in the first overtime. Allen finished the game 17-of-29 passing for 223 yards and three TDs.

ALLEN'S GAME-WINNING DRIVES (2016)

PASSING										RUSHING	
Opp	Date	Result	Comp.	Att.	Pct.	Yds.	TD	Int.	Att.	Yds.	TD
LA Tech	9/3/16	W, 21-20	5	6	83.3	43	1	--	--	--	--
TCU	9/10/16	W, 41-38	1	1	100.0	4	--	--	1	5	1
Totals		2-0	6	7	85.7	47	1	--	1	5	1

► WILLIAMS TOPS 100 AGAIN

• **RB RAWLEIGH WILLIAMS III** topped the 100-yard rushing mark for the second straight game, finishing with 121 yards and two TDs on 19 carries last Saturday. The 121 yards marked the third 100-yard rushing effort of his career, while the two rushing scores marked the first multiple TD game of his career.

• Williams' 354 rushing yards rank 12th in the FBS and third in the SEC. He is one of only four players in the Power 5 conferences to total at least 350 rushing yards and three rushing TDs through three games this season.

Player	Team	Pos.	Yards	TD
Lamar Jackson	Louisville	QB	464	10
Mark Walton	Miami (FL)	RB	401	7
Nick Chubb	Georgia	RB	365	3
Rawleigh Williams	Arkansas	RB	354	3

• Williams is the only player in the SEC and one of eight in the FBS to rush for 90+ yards in each of the first three games of the 2016 season.

• Five of his six rushes on third down this season have resulted in a first down, which ties for second in the SEC.

• Williams ranks in the top three in the SEC in eight different statistical categories, leading the league in runs resulting in a first down (20) and 10+ yard runs (13). He is also tied for the conference lead and third in the FBS in rushing attempts (71) with Georgia RB Nick Chubb.

WILLIAMS AMONG SEC RUNNING BACKS (2016)

Category	Stat	Rank
Rushing Attempts	71	T-1
Rushing Yards	354	3
Rushing TDs	3	T-3
Rushing Attempts/Game	23.7	T-1
Rushing Yards/Game	118.0	3
100+ Yard Games	2	T-1
First Downs	20	1
10+ Yards	13	1
20+ Yards	2	T-6

► HATCHER, HOGS' LEADING RECEIVER

• After suffering a season-ending foot injury in the second game of the 2015 season, **WR KEON HATCHER** has picked up right where he left off. With 11 receptions for a team-high 204 yards and two TDs through three games in 2016, Hatcher is off to one of the best starts of his career. Last Saturday, Hatcher caught three passes for 96 yards receiving, including a career-long 73-yard reception in the first quarter, just four yards shy of recording his third 100-yard game of his career.

• In 2015, Hatcher had 13 catches for 198 yards and two TDs through the first two games of the season before the season-ending injury.

HATCHER'S LAST FIVE GAMES (2015-PRES.)

Date	Opp.	Rec.	Yds.	TD
9/17/16	Texas State	3	96	1
9/10/16	at No. 15 TCU	2	22	1
9/3/16	LA Tech	6	86	0
9/12/15	Toledo	7	92	0
9/5/15	UTEP	6	106	2
Totals		24	402	4

• Hatcher has also reeled in a reception for a first down in 22 straight games dating back to 2013 and has caught a TD pass in six of his last eight games dating back to 2014.

• Hatcher has been particularly dominant in the first half this season, tallying seven catches for 151 yards and one TD.

► **SPRINKLE = A TOUCHDOWN MACHINE**

• A John Mackey Award candidate, **TE JEREMY SPRINKLE** tied 2010 Mackey Award winner D.J. Williams for first in program history in TD catches among tight ends (10) when he hauled in his third TD grab of the season in the second quarter last Saturday.

• Sprinkle is the first Arkansas player to record a TD catch in each of the first three games of a season since Marcus Monk in 2005 and has totaled seven TDs through his last six games dating back to 2015. His three TD catches this season are tied for third in the SEC, tied for the SEC lead among tight ends and are tied for second in the FBS among tight ends.

• 27 of Sprinkle's last 36 receptions have resulted in either a first down or a touchdown dating back to last season. Additionally, 21 of those receptions have gone for at least 10 yards, including eight for 20 yards or more.

• Last season, Sprinkle caught 27 passes for 389 yards and led all SEC TEs with six TD catches, good for a tie for ninth among FBS TEs. All six of Sprinkle's scoring grabs came during the final seven games of the season. Against Mississippi State, Sprinkle equaled the program single-game record and tied for the most TDs by an FBS tight end in 2015 with three.

• The White Hall, Arkansas, native is the SEC active career leader in TD catches among tight ends (10).

Rank	Player	Team	TD Catches
1	Jeremy Sprinkle	Arkansas	10
2	Evan Engram	Ole Miss	9
3	O.J. Howard	Alabama	4
4	C.J. Conrad	Kentucky	3
5	Jason Reese	Missouri	2

► **MORGAN AMONG SEC ELITE**

• Through his last two games played in the state of Texas, **WR DREW MORGAN** has totaled 15 receptions for 248 yards and two TDs. In last year's matchup against the Aggies, Morgan burst onto the scene with eight catches for a career-high 155 yards and a TD. In Week 2 at No. 15 TCU, he led the way with seven receptions for 93 yards and a TD.

• With a team-high 15 catches for 168 yards and one TD through three games in 2016, Morgan continues to show why he has been one of the Razorbacks' most reliable targets over the last two years.

• Though he began last season as Arkansas' No. 3 or No. 4 wide receiver, **DREW MORGAN** took advantage of injuries and increased playing time to become one of the SEC's best wide receivers. Morgan tallied three 100-yard receiving games in 2015, all against SEC opponents, and became the first Razorback to accomplish that feat since Jarius Wright in 2011.

• Morgan led the SEC in TD catches during the regular season (10) and in league games (8). In four of his last six SEC games, Morgan hauled in a TD pass, including three at Ole Miss to go along with his 100+ yard performance. The three TD catches in the Hogs' thrilling OT victory against the Rebels tied for the most in an SEC game during the 2015 season. Morgan ended his junior campaign with a TD reception in five of eight conference contests and as only the fourth player in school history to haul in double-digit TD passes during a single season.

• Morgan entered 2016 as the only returning wide receiver with double-digit scores from a year ago and one of five SEC WRs with 60+ receptions last season to return in 2016.

► **FINDING THE END ZONE IN THE RED ZONE**

• Arkansas has scored on 14 of 16 trips to the red zone this season.

• All 12 of the Razorbacks' offensive TDs in 2016 have come in the red zone, which leads the SEC and is tied for ninth in the FBS.

• The Razorbacks have scored a TD in eight straight red-zone appearances.

• **QB AUSTIN ALLEN** has completed 10 of 15 passes for 104 yards and seven TDs in the red zone. His seven TD passes are tied for the SEC lead and are tied for third in the FBS, while his 104 yards lead the SEC and rank second in the FBS.

• **TE JEREMY SPRINKLE** is tied for both the SEC and FBS lead in red-zone TD receptions (3).

► **2016 RAZORBACK TRENDS**

Overall	3-0
vs. SEC	0-0
Non-Conference.....	3-0
Home	2-0
Away	1-0
Neutral	0-0
Day Games	1-0
Night Games (6 p.m. start or later)	2-0
vs. Top 25 teams.....	1-0
TV games.....	3-0
on SEC Network.....	1-0
on SEC Network-Alternate.....	1-0
on ESPN.....	1-0
on ESPN2.....	0-0
on ESPNU.....	0-0
on CBS.....	0-0
on ABC.....	0-0

OFFENSE

When scoring first	2-0
When opponents score first	1-0
When leading at halftime.....	2-0
When trailing at halftime	0-0
When tied at halftime.....	1-0
When leading after third quarter	2-0
When trailing after third quarter	1-0
When tied after third quarter	0-0
In overtime games	1-0
When scoring less than 20 points.....	0-0
When scoring 20+ points.....	1-0
When scoring 30+ points.....	2-0
When scoring 40+ points.....	2-0
When allowing less than 20 points.....	1-0
When allowing 20+ points	2-0
When allowing 30+ points	1-0
When rushing for <100 yards	0-0
When rushing for 100+ yards.....	3-0
When rushing for 200+ yards.....	1-0
When passing for 200+ yards.....	2-0
When passing for 250+ yards.....	0-0
When passing for 300+ yards.....	0-0
When totaling < 300 yds total offense.....	1-0
When gaining 300+ yds total offense	2-0

DEFENSE

When allowing < 100 yds rushing.....	2-0
When allowing 100+ yds rushing.....	1-0
When allowing 200+ yds rushing	0-0
When allowing < 200 yds passing.....	1-0
When allowing 200+ yards passing	2-0
When allowing 250+ yards passing	1-0
When allowing 300+ yards passing	1-0
When allowing < 300 yds total offense.....	2-0
When allowing 300+ yds total offense	1-0
When having a 100-yard rusher	2-0
When opp. have a 100-yard rusher	0-0
When having no turnovers.....	1-0
When having less than 3 turnovers.....	3-0
When having 3 or more turnovers.....	0-0
When having no takeaways	0-0
When having < 3 takeaways	3-0
When having 3 or more takeaways	0-0
When having more than 30:00 TOP	3-0
When having less than 30:00 TOP.....	0-0



► RECEIVING TALENT RUNS DEEP

• Arkansas and Texas A&M feature two of the SEC's best receiving units as the Razorbacks and Aggies combine for six of the conferences' top 11 active leaders in TD receptions.

SEC ACTIVE LEADERS - CAREER TD RECEPTIONS

Rank	Player	Team	Years	TD
1	Josh Reynolds	Texas A&M	2014-16	20
T-2	Travin Dural	Louisiana State	2013-16	13
T-2	Keon Hatcher	Arkansas	2012-16	13
T-4	Drew Morgan	Arkansas	2014-16	12
T-4	Fred Ross	Mississippi State	2013-16	12
T-6	Quincy Adebeyejo	Mississippi	2013-16	11
T-6	Malachi Dupre	Louisiana State	2014-16	11
8	Jeremy Sprinkle	Arkansas	2013-16	10
T-9	Evan Ingram	Mississippi	2013-16	9
T-9	Christian Kirk	Texas A&M	2015-16	9
T-9	Ricky Seals-Jones	Texas A&M	2013-16	9

► THE ENOS EFFECT

• In 2015, **DAN ENOS'** first season at the helm of the offense, Arkansas threw for 3,000 yards and rushed for 2,000 yards for the first time in the same season.

• The Razorbacks totaled 467 points last season, which were the most in a single season since 2011 (478), while 305 first downs were a school record. Additionally, Arkansas led the SEC with 34.4 points per conference game.

• Arkansas averaged 46.3 points over the last seven games of the season, nearly 10 points more than any other SEC program over its final seven contests. The Razorbacks also scored 50+ points four times over the final six regular season games, breaking the previous program single-season record of three set in 1910, 1916 and 2007.

ARKANSAS' OFFENSIVE PRODUCTION - LAST TWO SEASONS

2015 (SEC Rank)	Category	2014 (SEC Rank)
465.5 (2)	Total Offense	406.0 (8)
35.9 (2)	Scoring Offense	31.9 (7)
268.2 (3)	Passing Offense	188.0 (11)
197.3 (4)	Rushing Offense	218.0 (5)
6,051 (3)	Total Yards	5,278 (8)
6.83 (2)	Yards/Play	5.76 (8)
305 (3)	First Downs	288 (7)

• Through three games in 2016, Arkansas has put together 1,167 yards of total offense, including 400 or more yards in each of its last two games (407 at No. 15 TCU; 467 against Texas State), produced 104 total points, and topped the 40-point plateau in each of the last two games. The Razorbacks have now produced 40 or more points in seven of their last 10 games. In addition, the Razorbacks eclipsed the 200-yard rushing mark for the first time in 2016 against Texas State (226).

► 10+ YARD PLAYS

• One of the keys to Arkansas' success on offense is its ability to produce plays that result in 10 or more yards from the line of scrimmage. The Razorbacks have manufactured 49 plays that gained at least 10 yards this season, good for fourth in the SEC.

• Last season the Razorbacks were able to rip off 209 plays of 10 or more yards, which ranked fourth in the SEC and were its most since leading the SEC in 2011 with 217.

► SKIPPER'S BLOCK PARTY

• **OL DAN SKIPPER** used his 6-10, 319-pound frame to block No. 15 TCU's 28-yard field goal try with 10 seconds remaining, sending the game into OT on Sept. 10.

• The blocked kick was the sixth of Skipper's career and the first by an FBS team in the fourth quarter of a tie game against a ranked opponent since Georgia Tech in 2015 against Florida State.

SKIPPER'S CAREER BLOCKED KICKS (2013-PRES.)

Date	Opponent	Surface	Blocks
9/10/16	at No. 15 TCU	Grass	1
09/12/15	Toledo	Turf	1
11/28/14	at No. 14 Missouri	Turf	1
09/21/13	at Rutgers	Turf	1
10/05/13	at Florida	Grass	1
11/23/13	Mississippi St.	Turf	1
Total			6

► LIMITING MISTAKES

• Arkansas ranks third in the FBS in total turnovers lost since the start of the 2015 season (14). In 2015, the Razorbacks turned the ball over 11 times, which ranked second in the SEC and third nationally.

FBS LEADERS - FEWEST TOTAL TURNOVERS LOST (2015-PRES.)

Rank	Team	TO ('16)	TO ('15)	Total
1	Navy	3	8	11
2	Nevada	1	12	13
3	Arkansas	3	11	14
T-4	Indiana	1	14	15
T-4	SDSU	3	12	15
T-4	Stanford	2	13	15
T-4	USC	3	12	15

► REMAINING DISCIPLINED

• Remaining disciplined has been a staple of Bielema's coaching career. In six of the past seven years, Bielema-coached teams have ranked in the Top 30 nationally in fewest penalties per game.

PENALTIES PER GAME - BIELEMA-COACHED TEAMS (2009-PRES.)

Year	Penalties/Game	Conference Rank	National Rank
2016	5.3	T-3	T-30
2015	4.2	1	8
2014	5.2	6	T-36
2013	4.1	2	T-12
2012	3.8	1	5
2011	4.7	4	23
2010	3.2	1	1
2009	5.3	7	T-28

► OVERTIME WINS

• With the 41-38 win in double overtime at No. 15 TCU in Week 2, the Razorbacks improved to 12-6 all-time in overtime games and are tied with Tennessee for the most overtime appearances and wins in FBS history.

Team	Total	Wins	Losses	Pct.
Arkansas	18	12	6	.667
Tennessee	18	12	6	.667
Utah	17	9	8	.529
TCU	17	8	9	.471
Missouri	16	11	5	.688
Oregon	16	9	7	.563
Fresno State	16	7	9	.438



► ELLIS, LEADER OF THE DEFENSE

• A Butkus Award candidate, **LB BROOKS ELLIS** is Arkansas' leading tackler with 26 through three games after totaling a team-high 102 last season. For the seventh time in his career, Ellis tallied double-digit tackles as he registered a team-best 13, a career-best 3.0 tackles for loss and an interception returned for a TD at No. 15 TCU.

• The 13 tackles were the most by Ellis since registering 15 against Mississippi State on Nov. 21, 2015. Ellis' 3.0 tackles for loss against TCU were the most by a Razorback since **DB JARED COLLINS** had 3.0 against UAB on Oct. 25, 2014.

• It was his fourth career interception, which is tied for Arkansas' active career lead, and was the first interception return for a TD by a Razorback since former **DB ROHAN GAINES** (100 yards) against Ole Miss on Nov. 22, 2014. Ellis ranks fourth in the SEC in tackles (26) this season and is tied for fourth in tackles for loss (4.0).

► A WISE HOG

• A Bednarik Award and Nagurski Trophy candidate, **DL DEATRICH WISE JR.** has recorded at least a half-sack in all three games this season and now has 9.0 sacks through his last eight games, including at least a half-sack in each of his last seven regular-season contests. He moved into a tie for 11th in school history with 15.0 career sacks.

• In the season opener, Wise helped halt what would be the Louisiana Tech's final drive of the game during the fourth quarter, combining for a 10-yard sack with fellow **DL JEREMIAH LEDBETTER** to force a punt that allowed Arkansas to run out the clock for the win. Wise earned SEC Defensive Lineman of the Week honors for his efforts in Week 1.

SEC ACTIVE LEADERS - CAREER SACKS

Rank	Player	Team	Pos.	Career Sacks
1	Myles Garrett	Texas A&M	DL	27.0
2	Jonathan Allen	Alabama	DL	21.0
3	Derek Barnett	Tennessee	DL	20.0
4	Marquis Haynes	Ole Miss	DL	19.5
5	Deatrich Wise Jr.	Arkansas	DL	15.0

• Wise tallied 31 tackles - including 10.5 for loss - and eight sacks in 13 games played last season. All eight of his sacks came during SEC play, which led the league in that category.

WISE'S LAST EIGHT GAMES COMPARED TO HIS PREVIOUS EIGHT GAMES

	Tackles	Tackles For Loss	Sacks
Last 8 Games	32	9.0	9.0
Previous 8 Games	12	3.5	1.0

• The Carrollton, Texas, native has recorded 11 of his 15.0 career sacks against SEC opponents, including at least a half-sack in six of the last nine conference games he's played in.

► LEDBETTER MAKING PRESENCE KNOWN

• **DL JEREMIAH LEDBETTER** has recorded 17 total tackles, including 2.5 for loss, and 2.5 sacks through three games in 2016.

• Ledbetter's 17 tackles rank third on the team and are tied for the SEC lead among defensive linemen.

• Ledbetter registered a career-high 1.5 sacks last Saturday against Texas State and has now recorded at least a half-sack in five of the last seven games dating back to last season, including all three contests in 2016.

• His 2.5 sacks this season lead the team and are tied for seventh in the SEC.

► PULLEY BURSTING ONTO THE SCENE

• **DB RYAN PULLEY** has looked the part of one of the nation's top cornerbacks this season. Through three games, the sophomore from Fort Myers, Florida, is tied for third in the FBS in both passes defended (6) and pass breakups (5). He is one of five players in the country with six passes defended and at least one interception this season.

FBS LEADERS - PASSES DEFENDED (2016)

Rank	Name	Team	Int.	PBU	PD
1	Aarion Penton	Missouri	2	6	8
2	Breon Borders	Duke	2	5	7
T-3	Randall Goforth	UCLA	2	4	6
T-3	Andre Chachere	SJSU	2	4	6
T-3	Ryan Pulley	Arkansas	1	5	6
T-3	Arrion Springs	Oregon	0	6	6

• Pulley's second career interception came in the second quarter last Saturday against Texas State when he jumped a route in the flats, then picked off the pass and returned it 25 yards to the end zone.

• Pulley has been thrown at 20 times in 2016, allowing just five receptions for a total of 32 yards. Most notably he was targeted 10 times by TCU's high-powered offense two weeks ago but allowed just two receptions for 11 yards.

► ELLIS-GREENLAW TACKLING DUO

• The linebacker duo of **BROOKS ELLIS** and **DRE GREENLAW** has combined for 244 tackles (116 solo), 15.5 tackles for loss, 2.5 sacks, six QB hurries, three interceptions, two forced fumbles and two fumble recoveries through the last 16 games.

• Ellis and Greenlaw are the only linebacker pair in the SEC to each record an interception this season.

• Ellis or Greenlaw has paced the Razorbacks in tackles in 12 of the last 14 contests, dating back to last season (Greenlaw: 6, Ellis: 6). Greenlaw led the team in tackles in the season opener, while Ellis has led in each of the last two games. **Below is a list of games that either Ellis or Greenlaw led the team in tackles:**

Opponent	Date	Player	Tackles
Texas Tech	9/19/15	Ellis	12
Texas A&M	9/26/15	Greenlaw	5
at Tennessee	10/3/15	Greenlaw	10
at Alabama	10/10/15	Ellis	15
Auburn	10/24/15	Greenlaw	16
UT Martin	10/31/15	Greenlaw	10
at LSU	11/14/15	Greenlaw	12
Miss. State	11/21/15	Ellis	15
Missouri	11/27/15	Ellis/Beanum	6
Louisiana Tech	9/3/16	Greenlaw/3 others	7
at TCU	9/10/16	Ellis	13
Texas State	9/17/16	Ellis	7

► BIG GAME BAKER

• **P TOBY BAKER** ranks fifth in the nation and tops in the SEC with a 47.8 average on the season and has placed a punt inside the 20 in 12 of his last 13 games dating back to last season.

• Baker punted six times for an average of 50.7 with only two punts returned at No. 15 TCU. The Ray Guy Award candidate pushed his streak of consecutive punts over 50 yards to seven after his first five punts all went over 50 yards.

• His eight punts of 50+ yards in the first three games are two more than his career total entering the year.



MISCELLANEOUS OFFENSIVE STATS

GAMES WITH A RECEPTION

Player	'13	'14	'15	'16	Career
Austin Cantrell	--	--	--	3	3
Jared Cornelius	--	8	8	2	18
Keon Hatcher	8	13	2	3	27
Cody Hollister	--	7	1	1	9
Hayden Johnson	--	--	--	1	1
Damon Mitchell	--	0	3	--	3
Drew Morgan	0	7	13	3	23
Dominique Reed	--	--	10	3	13
Jeremy Sprinkle	3	7	10	3	23
Kody Walker	0	1	1	1	4
Rawleigh Williams III	--	--	4	1	5

5+ RECEPTIONS

Player	'13	'14	'15	'16	Career
Jared Cornelius	--	0	1	--	1
Keon Hatcher	1	3	2	1	7
Drew Morgan	0	0	7	2	9
Dominique Reed	--	--	1	--	1
Jeremy Sprinkle	--	--	1	--	1

20+ YARD RECEPTION

Player	'13	'14	'15	'16	Career
Jared Cornelius	--	2	6	--	8
Keon Hatcher	5	6	3	1	15
Cody Hollister	--	0	1	--	1
Damon Mitchell	--	0	1	--	1
Drew Morgan	0	4	12	2	18
Dominique Reed	--	--	8	1	9
Jeremy Sprinkle	1	0	7	1	9

40+ YARD RECEPTION

Player	'13	'14	'15	'16	Career
Jared Cornelius	--	0	1	--	1
Keon Hatcher	1	2	0	1	4
Damon Mitchell	--	0	1	--	1
Drew Morgan	--	1	1	--	2
Dominique Reed	--	--	3	--	3
Jeremy Sprinkle	1	0	2	--	3

FIRST DOWN RECEPTIONS

Player	'13	'14	'15	'16	Career
Austin Cantrell	--	--	--	1	1
Jared Cornelius	--	11	20	2	33
Keon Hatcher	19	28	10	7	65
Cody Hollister	--	6	3	3	12
Hayden Johnson	--	--	--	1	1
Drew Morgan	--	7	43	11	61
Damon Mitchell	--	0	4	--	4
Dominique Reed	--	--	21	2	23
Jeremy Sprinkle	2	4	17	4	27
Kody Walker	0	1	0	--	1
Rawleigh Williams III	--	--	1	1	2

100 YARDS RECEIVING

Player	'13	'14	'15	'16	Career
Drew Morgan	--	0	3	--	3
Keon Hatcher	0	1	1	--	2
Dominique Reed	--	--	1	--	1

GAMES WITH A RECEIVING TD

Player	'13	'14	'15	'16	Career
Jared Cornelius	--	2	3	1	6
Keon Hatcher	2	6	1	1	11
Cody Hollister	--	1	0	--	1
Damon Mitchell	--	0	1	--	1
Drew Morgan	--	1	7	1	9
Dominique Reed	--	--	5	--	5
Jeremy Sprinkle	0	1	4	2	7



JEREMY SPRINKLE is the only SEC tight end and one of two nationally with a TD catch in each of the first three weeks.

GAMES WITH MULTIPLE RECEIVING TDS

Player	'13	'14	'15	'16	Career
Keon Hatcher	0	0	1	--	1
Drew Morgan	0	0	2	--	2
Dominique Reed	--	--	1	--	1
Jeremy Sprinkle	0	0	1	--	1

10+ YARD RUNS

Player	'13	'14	'15	'16	Career
Jared Cornelius	--	1	3	--	4
Keon Hatcher	4	2	0	--	6
Damon Mitchell	--	4	1	--	5
Dominique Reed	--	--	1	2	3
Kody Walker	2	2	9	1	14
Rawleigh Williams III	--	--	5	13	18

20+ YARD RUNS

Player	'13	'14	'15	'16	Career
Jared Cornelius	--	0	1	--	1
Keon Hatcher	1	1	0	--	2
Kody Walker	0	0	3	--	3
Rawleigh Williams III	--	--	1	2	3

RUSHING FIRST DOWNS

Player	'13	'14	'15	'16	Career
Austin Allen	--	3	0	2	5
Jared Cornelius	--	1	3	1	5
Juan Day	--	--	1	--	1
Keon Hatcher	4	2	0	--	6
Damon Mitchell	--	5	1	--	6
Dominique Reed	--	--	1	2	3
Kody Walker	2	1	22	5	33
Devwah Whaley	--	--	--	2	2
Rawleigh Williams III	--	--	10	20	30

100 YARDS RUSHING

Player	'13	'14	'15	'16	Career
Rawleigh Williams III	--	--	1	2	3

GAMES WITH A RUSHING TD

Player	'13	'14	'15	'16	Career
Austin Allen	--	1	0	1	2
Jared Cornelius	--	0	2	--	2
Keon Hatcher	0	1	0	--	1
Damon Mitchell	--	0	1	--	1
Dominique Reed	--	--	1	--	1
Kody Walker	0	1	5	1	9
Rawleigh Williams III	--	--	1	2	3

GAMES WITH MULTIPLE RUSHING TDS

Player	'13	'14	'15	'16	Career
Kody Walker	0	0	1	--	3
Rawleigh Williams III	--	--	0	1	1



► NOTING THE DEFENSE

• Through three games in 2016, Arkansas ranks third in the SEC in total defense (322.7), which ranks 35th in the FBS and ranks third in the SEC in rushing defense (98.7), which ranks 22nd in the FBS.

• Arkansas has an interception returned for a touchdown in two straight games. The last time Arkansas had multiple interceptions returned for touchdowns in the same season was in 2009 (2). The Razorbacks rank second in the SEC and fifth in the FBS in defensive TDs (2).

• The Razorbacks held Texas State to 26 yards in the first half last Saturday, the lowest output in a half from an opponent since the 2014 Texas Bowl when the Texas Longhorns recorded eight total yards in the second half.

• The Razorbacks held Texas State to eight first downs, the fewest allowed since Missouri recorded eight in 2015. Arkansas also held Texas State to 105 yards of total offense, the fewest allowed since Texas totaled 57 in the 2014 Texas Bowl.

► STUFFING THE RUN

• Arkansas' run defense has picked up right where it left off last season as it has held each of its three opponents this season below their season rushing average.

• The Razorbacks have ranked second in the SEC in rushing defense each of the last two seasons. In 2015, Arkansas allowed only 116.5 rushing yards per game, good for 12th nationally, despite playing some of the better rushing offenses in the country. **The Razorbacks have held 15 of their last 16 opponents below their season rushing average dating back to 2015:**

Opponent	RuYds All.	Rush YPG	Difference
UTEP	58	147.3	-89.3
Toledo	81	207.9	-126.9
Texas Tech	171	191.3	-20.3
vs. Texas A&M	65	171.7	-104.1
at Tennessee	133	223.7	-90.7
at Alabama	134	199.9	-65.9
Auburn	162	196.3	-34.3
UT Martin	139	163.2	-24.2
Ole Miss	222	183.1	38.9
LSU	59	257.42	-198.4
Mississippi St.	123	144.1	-21.1
Missouri	88	115.4	-27.4
Kansas State	79	157.7	-78.7
Louisiana Tech	79	183.0	-65.0
TCU	195	215.7	-14.0
Texas State	22	106.0	-84.0
Total	113.1	179.0	-65.3

► 28-POINT MARK UNDER ROBB SMITH

• Arkansas has held its opponent to 28 points or less in 21 of 29 games played under defensive coordinator Robb Smith. The Razorbacks are 15-6 when allowing 28 points or less since Smith joined the program prior to the 2014 season.

► MISCELLANEOUS DEFENSIVE STATS

DOUBLE-DIGIT TACKLES

Player	'13	'14	'15	'16	Career
Jared Collins	0	1	0	--	1
Brooks Ellis	2	1	3	1	7
Dre Greenlaw	--	--	4	--	4
Kevin Richardson	--	0	2	--	2
Josh Williams	--	1	0	--	1

TEAM LEADER IN TACKLES

Player	'13	'14	'15	'16	Career
Tevin Benum	--	0	1	--	1
Brooks Ellis	0	0	4	2	6
Dre Greenlaw	--	--	5	1	6
Jeremiah Ledbetter	--	--	1	--	1
Josh Liddell	--	0	1	--	1
Santos Ramirez	--	--	0	1	1
Kevin Richardson	--	0	2	1	3
Henre' Tolliver	--	0	1	--	1
Josh Williams	--	1	0	--	1
Deatrich Wise	0	0	0	1	1

GAMES WITH A SACK (Half sacks included)

Player	'13	'14	'15	'16	Career
McTelvin Agim	--	--	--	1	1
Tevin Beenum	--	0	3	--	3
Austin Capps	--	--	--	1	1
Jared Collins	0	1	0	--	1
DJ Dean	0	0	1	--	1
Brooks Ellis	1	1	2	--	4
Dre Greenlaw	--	--	1	--	1
Bijhon Jackson	--	--	0	1	1
Taiwan Johnson	0	3	2	1	6
Jeremiah Ledbetter	--	--	3	3	6
Brandon Lewis	1	0	0	1	2
Randy Ramsey	--	0	--	2	2
Karl Roesler	--	--	1	--	1
Henre' Tolliver	--	1	0	--	1
Josh Williams	--	1	0	--	1
JaMichael Winston	0	0	0	1	1
Deatrich Wise	4	2	5	3	15

MULTIPLE SACKS (1.5 sacks or more)

Player	'13	'14	'15	'16	Career
Taiwan Johnson	0	1	0	--	1
Jeremiah Ledbetter	--	--	0	1	1
Deatrich Wise	0	1	2	--	3



DEATRICH WISE JR. extended his streak of regular season games with at least a half-sack to seven vs. Texas St. Wise has 4.5 sacks in Arkansas' last three road wins vs. ranked opponents.



▶ RAZORBACKS IN THE NFL

#PRHOGS

Name	Pos	NFL Team	Experience
Brandon Allen	QB	Jacksonville Jaguars	R
Alvin Bailey	OL	Cleveland Browns	4
Alex Collins	RB	Seattle Seahawks	R
Knile Davis	RB	Kansas City Chiefs	4
AJ Derby	TE	New England Patriots	2
Trey Flowers	DL	New England Patriots	2
Brett Goode	LS	Green Bay Packers	9
Chris Gragg*	TE	Buffalo Bills	4
Cobi Hamilton ^	WR	Pittsburgh Steelers	1
Hunter Henry	TE	San Diego Chargers	R
Javonte Herndon*	WR	San Diego Chargers	2
Denver Kirkland ^	OL	Oakland Raiders	R
Mitchell Loewen**	DE	New Orleans Saints	R
Ryan Mallett	QB	Baltimore Ravens	6
Darren McFadden**	RB	Dallas Cowboys	8
Jason Peters	OL	Philadelphia Eagles	13
Darius Philon	DL	San Diego Chargers	2
Chris Smith	DE	Jacksonville Jaguars	3
Martrell Spaight	LB	Washington Redskins	2
Travis Swanson	OL	Detroit Lions	3
Robert Thomas	DT	New York Giants	1
Sebastian Tretola	OL	Tennessee Titans	R
Jonathan Williams	RB	Buffalo Bills	R
Jarius Wright	WR	Minnesota Vikings	5

* Reserve/Injured

** Reserve/Non-Football Injury

^ on practice squad

▶ ARKANSAS ACTIVE CAREER LEADERS

PASSING YARDS

Austin Allen843 (62 of 98)

RUSHING YARDS

Kody Walker710 (168 attempts)

Rawleigh Williams III608 (127 attempts)

RECEIVING YARDS

Keon Hatcher1,327 (97 receptions)

Drew Morgan1,192 (88 receptions)

Jared Cornelius635 (45 receptions)

Jeremy Sprinkle638 (47 receptions)

Dominique Reed588 (32 receptions)

TOUCHDOWNS

Kody Walker14 (14 rushing)

Keon Hatcher14 (13 receiving, 1 rushing)

Drew Morgan12 (12 receiving)

Jeremy Sprinkle10 (10 receiving)

Jared Cornelius8 (6 receiving, 2 rushing)

Rawleigh Williams III4 (4 rushing)

TACKLES

Brooks Ellis233 (100 solo, 133 assist)

TACKLES FOR LOSS

Deatrich Wise Jr.19.5 (131 yards)

Brooks Ellis16.5 (43 yards)

Taiwan Johnson14.0 (66 yards)

SACKS

Deatrich Wise Jr.15.0 (117 yards)

INTERCEPTIONS

DJ Dean4 (9 yards)

Brooks Ellis4 (138 yards)

Henre' Toliver3 (58 yards)

Ryan Pulley2 (33 yards)

▶ PROTECTING THE QB

• The Razorback offensive line led the SEC in fewest sacks allowed (14.0) in 2015 for the third straight year. Arkansas was also one of only 13 teams nationally that allowed 14.0 or fewer sacks.

SEC LEADERS - FEWEST SACKS ALLOWED (LAST FOUR SEASONS)

Rank	Team	2016	2015	2014	2013	Total
1	Arkansas	6.0	14.0	14.0	8.0	42
2	Auburn	9.0	19.0	15.0	18.0	61
3	Georgia	9.0	15.0	17.0	22.0	63
4	Alabama	6.0	26.0	16.0	17.0	65
5	LSU	3.0	17.0	25.0	25.0	70

▶ GOING FOR TWO

• Needing a successful two-point conversion to tie the game late in the fourth quarter against No. 15 TCU, the Razorbacks relied on some trickery to complete the conversion, using a double-reverse before **WR KEON HATCHER** found quarterback **QB AUSTIN ALLEN** in the end zone.

• Since the hiring of **OC DAN ENOS**, Arkansas has been successful on all five of its two-point conversion attempts over the last two years. The Razorbacks successfully converted four two-point conversions in 2015, which was the most in the SEC and second highest total in the nation.

• Each of the Razorbacks' last two-point conversions were similar plays that involved a receiver throwing to the quarterback for the score. Last season against Mississippi State, Jared Cornelius threw a pass into the hands of then quarterback Brandon Allen.

▶ FOUR-DOWN TERRITORY

• **COACH BIELEMA** didn't shy away from going for it on fourth down in Arkansas' season-opening win against Louisiana Tech. The Razorbacks went a perfect 3 of 3 on fourth down, highlighted by **QB AUSTIN ALLEN'S** eventual game-winning TD pass to **TE JEREMY SPRINKLE** with 6:37 left in the fourth quarter.

• Arkansas was one of three FBS teams to convert 100 percent of its fourth-down attempts during the opening week (minimum of three attempts) and one of five teams to convert three fourth downs in its first game.

• The Razorbacks have converted five straight fourth-down attempts and 12 of its last 15 dating back to last season. Arkansas has at least one fourth down attempt in 34 of 41 games (35 of 59) under Coach Bielema.

▶ NEW HIRES

• **COACH BIELEMA** made three additions to his coaching staff following the 2015 season. **PAUL RHOADS** joins the staff as defensive backs coach after spending the last 16 years as either a head coach or defensive coordinator at Iowa State, Pittsburgh and Auburn, including the last seven seasons as Iowa State's head coach. **KURT ANDERSON** comes to Fayetteville to coach the offensive line after spending the last three years with the Buffalo Bills as assistant offensive line coach. In 2015, the Bills led the NFL in rush yards per game (152.0) and yards per rush (4.8), and were fifth in the AFC in total offense (360.9). **REGGIE MITCHELL** enters his first season at Arkansas as running backs coach. A coaching veteran with over 30 years of experience, Mitchell spent the last six seasons at Kansas where he was the running backs coach and the program's recruiting coordinator the last two years. Over his career, Mitchell has coached or recruited 33 players that have been selected in the NFL Draft, including six first round picks.

▶ 2016 CAPTAINS

• Following practice on Aug. 25, **COACH BIELEMA** announced **LB BROOKS ELLIS**, **OL DAN SKIPPER**, **RB KODY WALKER** and **DL DEATRICH WISE JR.**, as the team's 2016 captains. The captains were voted on by their teammates. Below is a look at Arkansas' team captains under Bielema for the previous three seasons:

2016: LB Brooks Ellis, OL Dan Skipper, RB Kody Walker, DL Deatrich Wise Jr.

2015: QB Brandon Allen, LB Brooks Ellis, RB Jonathan Williams, DL JaMichael Winston

2014: QB Brandon Allen, OL Brey Cook, DL Trey Flowers, DB Alan Turner

2013: FB Kiero Small, DL Chris Smith, OL Travis Swanson, DL Robert Thomas



► 2016 TEAM STATS COMPARISON

CATEGORY	ARKANSAS	TEXAS A&M
Scoring Offense	34.7	42.3
Total Offense	389.0	530.7
Rushing Offense	170.7	237.0
Passing Offense	218.3	293.7
Scoring Defense	20.3	13.3
Total Defense	322.7	530.7
Pass Defense	224.0	226.3
Rushing Defense	98.7	131.0
Kickoff Return Avg.	18.13	22.29
Punt Return Avg.	7.20	31.00
Time of Possession	34:45	27:58
3rd Down Conv. Pct.	37.8%	30.4%
Opp. 3rd-D Conv. Pct.	45.5%	30.2%
TO Margin	0.33	0.33
Net Punting	42.50	41.13
Fumbles Recovered	1	1
Passes Intercepted	3	4
Fumbles Lost	1	2
Turnovers Gained	4	5
Turnovers Lost	3	4
Passing Efficiency	158.90	118.71
Pass Efficiency Defense	104.13	93.72
Fewest Penalties	16	19
Fewest Yards Penalized	120	172
Sacks	3.33	4.00
Sacks Allowed	2.00	1.00
Tackles for Loss	5.0	10.0
First Downs	67	77
First Downs Allowed	49	64
Red Zone Offense	0.875	0.882
Red Zone Defense	.909	0.636

► 2015 CONFERENCE (NCAA) RANKS

CATEGORY	ARKANSAS	TEXAS A&M
Scoring Offense	4 (54)	2 (24)
Total Offense	9 (81)	1 (14)
Rushing Offense	10 (68)	2 (24)
Passing Offense	8 (74)	3 (25)
Scoring Defense	8 (45)	2 (15)
Total Defense	3 (35)	8 (53)
Pass Defense	7 (69)	8 (71)
Rushing Defense	3 (22)	7 (52)
Kickoff Return Avg.	11 (100)	7 (55)
Punt Return Avg.	7 (63)	1 (2)
Time of Possession	2 (13)	8 (85)
3rd Down Conv. Pct.	10 (76)	12 (107)
Opp. 3rd-D Conv. Pct.	11 (108)	4 (34)
TO Margin	5 (46)	5 (46)
Net Punting	1 (10)	3 (25)
Fumbles Recovered	8 (79)	8 (79)
Passes Intercepted	7 (34)	4 (16)
Fumbles Lost	2 (21)	6 (56)
Turnovers Gained	11 (63)	5 (44)
Turnovers Lost	4 (26)	5 (48)
Passing Efficiency	3 (27)	11 (94)
Pass Efficiency Defense	3 (27)	2 (12)
Fewest Penalties	3 (35)	7 (61)
Fewest Yards Penalized	2 (19)	8 (69)
Sacks	4 (17)	2 (9)
Sacks Allowed	7 (66)	3 (25)
Tackles for Losses	12 (95)	1 (7)
First Downs	5 (46)	1 (21)
First Downs Allowed	4 (41)	10 (88)
Red Zone Offense	6 (55)	5 (53)
Red Zone Defense	13 (89)	7 (52)

► THE SERIES: ARKANSAS VS. TEXAS A&M

Arkansas leads the series 41-28-3

Date	UA/Opp Rnk	Site	Result
Oct. 31, 1903		Arlington, Texas	L, 0-6
Oct. 29, 1910		Fayetteville, Ark.	W, 5-0
Oct. 18, 1912		Dallas, Texas	L, 0-27
Oct. 15, 1927		College Station, Texas	L, 6-40
Oct. 29, 1928		Fayetteville, Ark.	W, 27-12
Oct. 26, 1929		College Station, Texas	W, 14-13
Oct. 25, 1930		Little Rock, Ark.	W, 13-0
Nov. 3, 1934		College Station, Texas	T, 7-7
Nov. 2, 1935		Little Rock, Ark.	W, 14-7
Oct. 31, 1936		College Station, Texas	W, 18-0
Oct. 30, 1937	20/NR	Fayetteville, Ark.	W, 26-13
Oct. 29, 1938		College Station, Texas	L, 7-13
Nov. 4, 1939	NR/5	Fayetteville, Ark.	L, 0-27
Nov. 2, 1940	NR/5	College Station, Texas	L, 0-17
Nov. 1, 1941	NR/5	Little Rock, Ark.	L, 0-7
Oct. 31, 1942		College Station, Texas	L, 0-41
Oct. 30, 1943	NR/19	Fayetteville, Ark.	L, 0-13
Nov. 4, 1944		College Station, Texas	W, 7-6
Nov. 3, 1945		Fayetteville, Ark.	L, 0-34
Nov. 2, 1946		College Station, Texas	W, 7-0
Nov. 1, 1947		Fayetteville, Ark.	T, 21-21
Oct. 30, 1948		College Station, Texas	W, 28-6
Oct. 29, 1949		Fayetteville, Ark.	W, 27-6
Nov. 4, 1950		College Station, Texas	L, 13-42
Nov. 3, 1951	NR/18	Fayetteville, Ark.	W, 33-21
Nov. 1, 1952		College Station, Texas	L, 12-31
Oct. 31, 1953		Little Rock, Ark.	W, 41-14
Oct. 30, 1954	4/NR	College Station, Texas	W, 14-7
Oct. 29, 1955	NR/11	Fayetteville, Ark.	T, 7-7
Nov. 3, 1956		College Station, Texas	L, 0-27
Nov. 2, 1957	11/1	Fayetteville, Ark.	L, 6-7
Nov. 1, 1958		College Station, Texas	W, 21-8
Oct. 31, 1959	17/NR	Fayetteville, Ark.	W, 12-7
Oct. 29, 1960	12/NR	College Station, Texas	W, 7-3
Nov. 4, 1961	22/NR	Fayetteville, Ark.	W, 15-8
Nov. 3, 1962	8/NR	College Station, Texas	W, 17-7

► AGAINST TEXAS A&M

100-YARD RUSHING PERFORMANCES

Player	Date	Rushes	Yards	TDs
Lamar McHan	11/3/51	26	189	2
Darryl Bowles	11/17/79	16	169	2
Alex Collins	9/26/15	26	151	1
Dickey Morton	10/23/71	27	147	0
Henry Moore	10/30/54	26	134	1
Alex Collins	9/27/14	21	131	1
James Tolbert	11/15/80	29	125	2
Alex Collins	9/28/13	14	116	1
Clyde Scott	11/1/47	22	115	1
Jim Mooty	10/31/59	19	112	2
Bobby Burnett	10/30/65	25	111	2
Ben Cowins	11/12/77	30	111	2

300-YARD PASSING PERFORMANCES

Player	Date	C-A	Yards	TDs
Tyler Wilson	10/1/11	30-51	510	3
Tyler Wilson	9/29/12	29-59	373	1
Joe Ferguson	10/30/71	31-51	345	0
Ryan Mallett	10/9/10	27-38	310	3

100-YARD RECEIVING PERFORMANCES

Player	Date	Rec.	Yards	TDs
Jarius Wright	10/1/11	13	281	2
Drew Morgan	9/26/15	8	155	1
Bobby Crockett	10/30/65	5	120	1
Joe Adams	10/3/09	3	110	0
Hunter Henry	9/28/13	4	109	0
Bobby Nichols	10/30/71	9	102	0

TOTALS

100-Yard Rushing Games (Players): 12 (10)

300-Yard Passing Games (Players): 4 (3)

100-Yard Receiving Games (Players): 6 (6)

Date	UA/Opp Rnk	Site	Result
Nov. 2, 1963	11/NR	Little Rock, Ark.	W, 21-7
Oct. 31, 1964	4/NR	College Station, Texas	W, 17-0
Oct. 30, 1965	2/NR	Little Rock, Ark.	W, 31-0
Oct. 29, 1966	9/21	College Station, Texas	W, 34-0
Nov. 4, 1967		Fayetteville, Ark.	L, 21-33
Nov. 2, 1968	17/NR	College Station, Texas	W, 25-22
Nov. 1, 1969	4/NR	Fayetteville, Ark.	W, 35-13
Oct. 31, 1970	8/NR	College Station, Texas	W, 45-6
Oct. 30, 1971	8/NR	Little Rock, Ark.	L, 9-17
Nov. 4, 1972	20/NR	College Station, Texas	L, 7-10
Nov. 3, 1973		Fayetteville, Ark.	W, 14-10
Nov. 2, 1974	NR/8	College Station, Texas	L, 10-20
Dec. 6, 1975	18/2	Little Rock, Ark.	W, 31-6
Nov. 13, 1976	13/16	Little Rock, Ark.	L, 10-30
Nov. 12, 1977	8/11	College Station, Texas	W, 26-20
Nov. 18, 1978	13/NR	Little Rock, Ark.	W, 26-7
Nov. 17, 1979	8/NR	College Station, Texas	W, 22-10
Nov. 15, 1980		Fayetteville, Ark.	W, 27-24
Nov. 14, 1981	16/NR	College Station, Texas	W, 10-7
Nov. 13, 1982	10/NR	Little Rock, Ark.	W, 35-0
Nov. 12, 1983		College Station, Texas	L, 23-36
Nov. 17, 1984		Fayetteville, Ark.	W, 28-0
Nov. 16, 1985	9/NR	College Station, Texas	L, 6-10
Nov. 15, 1986	17/7	Little Rock, Ark.	W, 14-10
Nov. 14, 1987	20/19	College Station, Texas	L, 0-14
Nov. 12, 1988	11/NR	Fayetteville, Ark.	W, 25-20
Nov. 24, 1989	9/14	College Station, Texas	W, 23-22
Nov. 17, 1990		Fayetteville, Ark.	L, 16-20
Nov. 16, 1991	NR/13	College Station, Texas	L, 3-13
Oct. 3, 2009		Arlington, Texas	W, 47-19
Oct. 9, 2010	11/NR	Arlington, Texas	W, 24-17
Oct. 1, 2011	18/14	Arlington, Texas	W, 42-38
Sept. 29, 2012		College Station, Texas	L, 10-58
Sept. 28, 2013	NR/10	Fayetteville, Ark.	L, 33-45
Sept. 27, 2014	NR/6	Arlington, Texas	L, 28-35 (OT)
Sept. 24, 2015	NR/14	Arlington, Texas	L, 21-28 (OT)

► INSIDE THE SERIES

All-Time Record: Arkansas leads 41-28-3

In Fayetteville: Arkansas leads 12-7-2

Streak: L2

In College Station: Arkansas leads, 17-14-1

Streak: L2

In Arlington: Tied 3-3

Games Decided by 7 Points Or Less: Arkansas leads 19-10-3

► ON THIS DATE: SEPT. 24

Year	Opponent	Result	Score
1932	Hendrix	T	0-0
1938	Oklahoma State	W	27-7
1949	North Texas+	W	33-19
1955	Oklahoma State+	W	21-0
1960	Tulsa	W	48-7
1966	Tulsa	W	27-8
1977	Tulsa	W	37-3
1983	at Ole Miss#	L	10-13
2005	at Alabama	L	13-24
2011	at No. 3 Alabama	L	14-38

+ - Little Rock, Ark.

- Jackson, Miss.

- In 1960, the legendary Frank Broyles guided the Hogs to a 48-7 win over Tulsa, their best offensive showing that season. Arkansas went on to win its 6th SWC title, second under Broyles.



HEAD COACH BRET BIELEMA

► THE COACH B FILE

COACHING HISTORY

2013-Pres.	Arkansas (Head Coach)
2006-12	Wisconsin (Head Coach)
2004-05	Wisconsin (Def. Coord./Linebackers)
2002-03	Kansas State (Co-Def. Coord./LB)
1996-2001	Iowa (Linebackers)
1994-95	Iowa (Graduate Assistant)

PLAYING HISTORY

1989-92	Iowa (Defensive Tackle)
---------	-------------------------

POSTSEASON EXPERIENCE

HEAD COACH

Arkansas	2016 Liberty Bowl
	2014 Texas Bowl
Wisconsin	2013 Rose Bowl
	2012 Rose Bowl
	2011 Rose Bowl
	2009 Champs Sports Bowl
	2008 Champs Sports Bowl
	2008 Outback Bowl
	2007 Capital One Bowl

ASSISTANT COACH

Wisconsin	2006 Capital One Bowl
	2005 Outback Bowl
Kansas State	2004 Fiesta Bowl
	2002 Holiday Bowl
Iowa	2001 Alamo Bowl
	1997 Sun Bowl
	1996 Alamo Bowl
	1995 Sun Bowl

PLAYER

Iowa	1991 Rose Bowl
	1991 Holiday Bowl

► BY THE NUMBERS

104

Coach Bielema has had **104** 100-yard rushers over his 10 seasons as a head coach at Arkansas and Wisconsin.

100

During coach Bielema's 3 years at Arkansas, a league-high **100** Razorbacks have earned a spot on the SEC Fall Academic Honor Roll.

19

A former walk-on at Iowa, coach Bielema has awarded **19** scholarships to walk-ons at Arkansas since 2013.

14

14 Razorbacks have been selected in the NFL Draft over the last three years, good for fourth-most in the SEC over that span.

2

In the last 5 years, coach Bielema has mentored **2** QBs that have led the FBS in QBR Rating in Brandon Allen (2015) & Russell Wilson (2011).



► YEAR-BY-YEAR HEAD COACHING RECORD

Year	School	Overall	Conference	Bowl	Final Ranking
2006	Wisconsin	12-1	7-1 (T-2nd)	Capital One (Beat No. 12 Arkansas, 17-14)	No. 7
2007	Wisconsin	9-4	5-3 (4th)	Outback (Lost to No. 16 Tennessee, 21-17)	No. 24
2008	Wisconsin	7-6	3-5 (T-6th)	Champs Sports (Lost to Florida St., 42-13)	--
2009	Wisconsin	10-3	5-3 (T-4th)	Champs Sports (Beat No. 14 Miami, 20-14)	No. 16
2010	Wisconsin	11-2	7-1 (T-1st)	Rose (Lost to No. 3 TCU, 21-19)	No. 7
2011	Wisconsin	11-3	6-2 (1st)	Rose (Lost to No. 6 Oregon, 45-38)	No. 10
2012	Wisconsin	8-5	4-4 (1st)	Rose (Lost to No. 8 Stanford, 20-14)*	--
2013	Arkansas	3-9	0-8 (7th West)	--	--
2014	Arkansas	7-6	2-5 (7th West)	Texas (Beat Texas, 31-7)	--
2015	Arkansas	8-5	5-3 (T-3rd West)	Liberty (Beat Kansas State, 45-23)	--
2016	Arkansas	3-0	--	--	--
TOTALS		89-44	44-36	4-4	

^ - Won Big Ten Championship Game | * - Did not coach in Rose Bowl and loss is not reflected in record

The University of Arkansas captivated the college football world by naming Bret Bielema the 32nd head coach in Razorback history on December 2012. Since arriving in Fayetteville, Bielema, who enters his fourth season on The Hill, has in turn captivated the passionate Razorback fan base and the state with the culture he is creating and the standards he is holding the program to.

Throughout his head coaching career, Bielema has won three conference championships and coached 13 first-team All-Americans, numerous award winners, 39 NFL Draft picks and NFL superstars. Among the NFL players coached by Bielema are three-time Defensive Player of the Year J.J. Watt, Super Bowl winning quarterback Russell Wilson and No. 1 overall draft pick and eight-time Pro Bowler Joe Thomas.

Backed by his "Five Edges" to success, Bielema represented the qualities Arkansas was looking for: a leader of young men who holds student-athletes responsible both on and off the field and a coach who has a proven record of winning championships.

Bielema's recruitment philosophy of building a program on "uncommon" men have yielded record-setting results in the classroom. Arkansas posted a 2.94 team GPA in the spring of 2015, the highest recorded mark on record. Helping build the record-setting team GPA were 40 student-athletes on the Southeastern Conference (SEC) Fall Academic Honor Roll, good for the most in the conference. During Bielema's three seasons, Arkansas leads the SEC with 100 student-athletes on the SEC Fall Academic Honor Roll, while the 40 honorees in 2015 is the most by one school since he joined the league.

In 2015, Arkansas' off the field success was accompanied by on the field results to the tune of winning six of its last seven games and finishing in a tie for third place in the SEC West with a 5-3 mark. The Razorbacks displayed the resolve of their head coach by bouncing back from a tough start to pick up three SEC road wins and two overtime victories in conference action. Arkansas' wins at Tennessee, Ole Miss and LSU marked the first time in program history that the Razorbacks won three road games against teams that finished in the final Associated Press Top 25 poll.

Arkansas' surge in late October through November set up a Liberty Bowl matchup with Kansas State and one of Bielema's mentors head coach Bill Snyder. For the second-straight year the Razorbacks capped the season with a win in front of a large contingent of Arkansas fans, defeating Kansas State 45-23. With the win, Bielema became the first coach in program history to win back-to-back bowl games while Arkansas is the only SEC West team to win a bowl game each of the last two years.





► COACH B's RECORD WHEN ...

Scoring First.....	66-21
Opponent Scores First.....	23-23

Leading After 1st Quarter.....	58-12
Leading At Halftime.....	70-14
Leading After 3rd Quarter.....	78-13

Scoring 20+ Points.....	82-20
Scoring 30+ Points.....	68-6
Scoring 40+ Points.....	40-1
Scoring 50+ Points.....	18-1
Scoring 60+ Points.....	8-0
Scoring 70+ Points.....	5-0
Scoring 80+ Points.....	1-0

400+ Yards Total Offense.....	59-13
500+ Yards Total Offense.....	20-3
600+ Yards Total Offense.....	10-0

200+ Rushing Yards.....	55-13
300+ Rushing Yards.....	19-0
400+ Rushing Yards.....	7-0
500+ Rushing Yards.....	2-0

200+ Passing Yards.....	48-19
300+ Passing Yards.....	10-3

20+ First Downs.....	65-18
40 percent+ 3rd-Down Conv.....	68-17
2 or Fewer Turnovers.....	78-32

15 or Fewer Points Allowed.....	44-2
20 or Fewer Points Allowed.....	60-7

300 or Less Yds Total Off Allowed.....	47-5
150 or Less Rush Yds Allowed.....	68-23
100 or Less Rush Yds Allowed.....	41-12
150 or Less Pass Yds Allowed.....	33-8
100 or Less Pass Yds Allowed.....	14-4

15 or Less 1st Downs Allowed.....	44-5
2+ Turnovers Forced.....	47-15

More Rush Yards.....	81-19
More Pass Yards.....	49-14

Fewer Turnovers.....	43-10
More Time of Possession.....	68-24
More First Downs.....	74-17

Fewer Penalties.....	40-19
1 Penalty.....	3-2
2-5 Penalties.....	56-22
6-9 Penalties.....	29-17
10+ Penalties.....	1-3

Special Teams Touchdown.....	10-3
------------------------------	------

100-Yard Rusher.....	71-15
200-Yard Passer.....	46-18
100-Yard Receiver.....	23-11
100-Yd Rusher+200-Yd Passer.....	9-6

HEAD COACH BRET BIELEMA

A key ingredient in Arkansas' success in 2015 was its balance and efficiency on offense. The Razorbacks led the SEC in scoring in conference games (34.4) while reaching 50+ points four times during the final six regular season games, breaking the previous program single-season record of three set in 1910, 1916 and 2007. Arkansas was the only school in the SEC and one of eight nationally to have both a 3,000-yard passer and 1,000-yard rusher during the regular season. Brandon Allen's 30 touchdowns through the air and Alex Collins' program record 20 scores on the ground made them the only duo in the nation to hit those statistical peaks.

Individual records and postseason accolades stacked up during and after the 2015 season, highlighted by junior tight end Hunter Henry winning the John Mackey Award. A consensus first-team All-American, Henry led all FBS tight ends with 739 yards receiving, as Arkansas became the first program to have two players win the John Mackey Award. Collins became just the third player in SEC history to start his career with three straight seasons of 1,000-yards rushing en route to earning All-America third team honors from Athlon. Paving the way for Collins was senior offensive lineman Sebastian Tretola, who was the co-recipient of the Jacobs Blocking trophy as the SEC's top blocker. Tretola was named a first-team All-American by Sports Illustrated and a second-team All-American by three other outlets.

Bielema is building Arkansas into a pro-style football program that prepares players for the NFL. He has had 39 draft picks in 10 seasons, good for the second-most among current head coaches with 10 years or less experience.

Since Bielema's arrival, a total of 14 Razorbacks have been selected in the NFL Draft which ranks as the fourth-most among SEC programs during that span. After having four defensive players chosen in the 2015 NFL Draft - the school's most since 1989 - Arkansas saw five offensive players find NFL homes during the 2016 draft. The five offensive players taken were the second-most from one school in the 2016 NFL Draft.

Henry was not only the first Razorback taken in the 2016 NFL Draft but also the first tight end selected when he went in the second round to the San Diego Chargers. Jonathan Williams (Buffalo Bills) and Collins (Seattle Seahawks) became just the second running back duo since Arkansas greats Darren McFadden and Felix Jones in 2008 to be picked in the top five rounds of the same NFL Draft when they both went in the fifth round. Less than 30 picks after Collins, both Tretola (Tennessee Titans) and Allen (Jacksonville Jaguars) came off the board in the sixth round to round out the program's most offensive players taken in the same draft since 2008.

Arkansas closed 2014 and its second season under Bielema by winning three of its final four games against traditional powers LSU, Ole Miss and Texas. The victories marked the first time in school history the Hogs have defeated those three teams in the same season. The Razorbacks finished 7-6 with a 31-7 victory over Texas in the AdvoCare V100 Texas Bowl, marking Arkansas' first winning season since 2011.

Bielema has always prided himself on a balanced offensive attack and that is exactly what the Razorbacks accomplished in 2014. Running backs Williams and Collins were the only FBS teammates to rush for more than 1,000 yards each and both players finished in the top five of the SEC in rushing totals.

Arkansas was the SEC's most improved defense in 2014, allowing just 19.2 points per game. With an 11.9 points per game improvement from the previous season, the Razorbacks had the seventh-most improved defense in the nation. Arkansas became the first unranked team in college football history to post back-to-back shutouts over ranked opponents after blanking No. 20 LSU and No. 8 Ole Miss. Senior linebacker and consensus first-team All-SEC selection Martrell Spaight was the first Razorback to ever lead the SEC with 128 total tackles.

In his first season at Arkansas (2013), the Razorbacks had five student-athletes named Freshmen All-Americans: Collins, offensive linemen Denver Kirkland and Dan Skipper, Henry and defensive tackle Darius Philon. Collins was named the SEC Freshman of the Year.

Bielema lettered from 1989-92 at Iowa after joining the program as a walk-on. He earned a scholarship after his first year and was a member of Iowa's 1990 Big Ten championship team. A starter as a junior in 1991, he was a team co-captain as a senior. Bielema signed a free agent contract with the Seattle Seahawks and later completed his playing career with the Milwaukee Mustangs of the Arena Football League.

A 1992 graduate of Iowa with a degree in marketing, Bielema married his wife, Jen, on March 10, 2012.

► PRO READY

- With the NFL's rosters trimmed to 53 on Sept. 3, all five of Arkansas' 2016 draft picks earned a spot on an opening week roster with the team that selected them. Since Bielema arrived, Arkansas ranks fourth in the SEC with 14 NFL Draft picks over the last three years.
- Coach Bielema has had a player at every offensive and defensive position selected in the NFL Draft except a safety.
- Coach Bielema has had at least four players taken in an NFL Draft in seven of his 10 years as a head coach.

► BEING BRET BIELEMA

Four new episodes of the mini-series "BEING Bret Bielema" produced by Sports Talk with Bo and JM Associates made their way to prime time in August on ESPNU. Each 30-minute episode will re-air throughout the college football season on ESPNU.



DREW MORGAN had eight catches for a career-high 155 yards and a touchdown against Texas A&M in 2015.



► OFFENSE

WR1	80	Drew Morgan (Sr., 6-0, 193)	
	1	Jared Cornelius (Jr., 5-11, 212)	
WR2	4	Keon Hatcher (Sr., 6-2, 207)	- OR -
	3	Dominique Reed (Sr., 6-3, 175)	
	81	Cody Hollister (Sr., 6-4, 209)	
TE	83	Jeremy Sprinkle (Sr., 6-6, 256)	
	44	Austin Cantrell (R-Fr., 6-4, 269)	- OR -
	87	Jack Kraus (So., 6-5, 252)	
LT	70	Dan Skipper (Sr., 6-10, 319)	
	64	Jake Hall (So., 6-5, 266)	
LG	51	Hjalte Froholdt (So., 6-4, 318)	
	62	Johnny Gibson (So., 6-4, 344)	
C	50	Jake Raulerson (Jr., 6-4, 301)	- OR -
	75	Zach Rogers (So., 6-1, 306)	
RG	72	Frank Ragnow (Jr., 6-5, 319)	
	79	Jalen Merrick (R-Fr., 6-4, 327)	
RT	60	Brian Wallace (So., 6-6, 335)	- OR -
	74	Colton Jackson (R-Fr., 6-6, 300)	
QB	8	Austin Allen (Jr., 6-1, 209)	
	5	Ty Storey (R-Fr., 6-2, 212)	
RB	22	Rawleigh Williams III (So., 5-10, 226)	
	24	Kody Walker (Sr., 6-2, 240)	
	21	Devwah Whaley (Fr., 5-11, 216)	
FB	32	Hayden Johnson (Fr., 6-3, 248)	
	34	Kendrick Jackson (So., 6-1, 255)	

► DEFENSE

DE	97	Tevin Benum (Jr., 6-4, 251)	
	96	Karl Roesler (Jr., 6-1, 256)	- OR -
	10	Randy Ramsey (So., 6-4, 228)	
DT	94	Taiwan Johnson (Sr., 6-2, 284)	
	41	Austin Capps (Fr., 6-4, 309)	
DT	55	Jeremiah Ledbetter (Sr., 6-3, 280)	
	3	McTelvin Agim (Fr., 6-3, 289)	
DE	48	Deatrich Wise Jr. (Sr., 6-5, 271)	
	6	JaMichael Winston (Sr., 6-4, 260)	
SLB	21	Josh Williams (Sr., 6-1, 249)	
	10	Randy Ramsey (So., 6-4, 228)	
MLB	51	Brooks Ellis (Sr., 6-2, 245)	
	8	De'Jon Harris (Fr., 6-0, 255)	
WLB	23	Dre Greenlaw (So., 6-0, 226)	
	35	Dwayne Eugene (Jr., 6-1, 235)	
CB	29	Jared Collins (Sr., 5-11, 173)	
	2	DJ Dean (Sr., 5-11, 199)	
FS	28	Josh Liddell (Jr., 6-1, 210)	- OR -
	20	De'Andre Coley (Jr., 6-1, 214)	
	38	Reid Miller (So., 5-9, 197)	
SS	9	Santos Ramirez (So., 6-2, 205)	- OR -
	20	De'Andre Coley (Jr., 6-1, 214)	
	15	Nate Dalton (R-Fr., 6-3, 190)	
CB	5	Henre' Toliver (Jr., 6-1, 185)	- OR -
	11	Ryan Pulley (So., 5-11, 198)	

► SPECIAL TEAMS

K	9	Cole Hedlund (So., 5-10, 171)	
	48	Adam McFain (Sr., 6-0, 187)	
P	37	Toby Baker (Sr., 6-3, 215)	
	8	Blake Johnson (R-Fr., 6-0, 193)	
KO	42	Connor Limpert (Fr., 6-1, 176)	
	48	Adam McFain (Sr., 6-0, 187)	
KS	49	Robert Decker (Jr., 6-0, 249)	
	56	Matt Emrich (Sr., 6-3, 198)	
DS	56	Matt Emrich (Sr., 6-3, 198)	
	49	Robert Decker (Jr., 6-0, 249)	
H	56	Matt Emrich (Sr., 6-3, 198)	
	37	Toby Baker (Sr., 6-3, 215)	
KOR	3	Dominique Reed (Sr., 6-3, 175)	
	4	Keon Hatcher (Sr., 6-2, 207)	
PR	1	Jared Cornelius (Jr., 5-11, 212)	
	80	Drew Morgan (Sr., 6-0, 193)	



GAME NOTES

► NUMERICAL ROSTER

No	Name	Pos	Ht	Wt	Cl/Exp	Hometown (HS/Other)
1	Jared Cornelius	WR	5-11	212	Jr./2L	Shreveport, La. (Evangel Christian Academy)
2	DJ Dean	DB	5-11	199	Sr./3L	Newton, Texas (Newton HS)
3	McTelvin Agim	DL	6-3	289	Fr./HS	Texarkana, Texas (Hope HS [Ark.])
3	Dominique Reed	WR	6-3	175	Sr./1L	Camden, Ark. (Fairview HS/Coffeyville CC [Kan.])
4	Keon Hatcher	WR	6-2	207	Sr./3L	Owasso, Okla. (Owasso HS)
4	Alexy Jean-Baptiste	LB	6-2	231	Fr./HS	Pompano Beach, Fla. (Coconut Creek HS)
5	Ty Storey	QB	6-2	212	R-Fr./RS	Charleston, Ark. (Charleston HS)
5	Henre' Toliver	DB	6-1	185	Jr./2L	Marrero, La. (Archbishop Rummel HS)
6	T.J. Hammonds	RB	5-10	197	Fr./HS	Little Rock, Ark. (Robinson HS)
6	JaMichael Winston	DL	6-4	260	Sr./3L	Pritchard, Ala. (Vigor HS)
7	Briston Guidry	DL	6-3	294	Fr./HS	Metairie, La. (Archbishop Rummel HS)
7	Damon Mitchell	RB	6-2	215	Jr./1L	Egg Harbor City, N.J. (Cedar Creek HS)
8	Austin Allen	QB	6-1	209	Jr./2L	Fayetteville, Ark. (Fayetteville HS)
8	De'Jon Harris	LB	6-0	255	Fr./HS	Harvey, La. (John Ehret HS)
8	Blake Johnson	P	6-0	193	R-Fr./RS	Long Beach, Calif. (Los Alamitos HS)
9	Cole Hedlund	K	5-10	171	So./1L	Argyle, Texas (Argyle HS)
9	Santos Ramirez	DB	6-2	205	So./1L	Shreveport, La. (Evangel Christian Academy)
9	Ricky Town	QB	6-3	214	R-Fr./RS	Thousand Oaks, Calif. (St. Bonaventure HS/USC)
10	Jordan Jones	WR	6-1	184	Fr./HS	Smackover, Ark. (Smackover HS)
10	Randy Ramsey	DE	6-4	228	So./1L	Fort Lauderdale, Fla. (Dillard HS)
11	Will Gragg	TE	6-4	254	R-Fr./RS	Dumas, Ark. (Dumas HS)
11	Ryan Pulley	DB	5-11	198	So./1L	Fort Myers, Fla. (Island Coast HS)
11	Britto Tutt	DB	6-2	177	So./JC	Augusta, Ga. (Academy of Richmond County/Ventura College [Calif.])
13	Deon Stewart	WR	5-11	164	R-Fr./RS	Highland, Ark. (Highland HS)
14	Carson Proctor	QB	6-4	211	Fr./HS	Vero Beach, Fla. (Vero Beach HS)
14	River Warnock	WR	5-11	185	So./HS	North Little Rock, Ark. (North Little Rock HS/Crowder College [Mo.])
15	Nate Dalton	DB	6-3	190	R-Fr./RS	Baton Rouge, La. (Cypress Falls HS)
15	Cole Kelley	QB	6-7	258	Fr./HS	Lafayette, La. (Teurlings Catholic HS)
16	La'Michael Pettway	WR	6-2	216	R-Fr./RS	Nashville, Ark. (Nashville HS)
17	Kofi Boateng	WR	6-1	183	Fr./HS	Arlington, Texas (Lamar HS)
18	Cameron Colbert	WR	6-1	208	So./1L	Little Rock, Ark. (Pulaski Academy)
18	Jack Lindsey	QB	6-3	184	Fr./HS	Fayetteville, Ark. (Springdale HS)
19	Anthony Antwine	TE	6-4	222	Jr./2L	Plano, Texas (Plano Senior HS)
19	Giovanni LaFrance	LB	6-1	255	Fr./HS	New Orleans, La. (Saint Augustine HS)
20	Troy Allison	WR	6-1	193	So./SQ	McGregor, Texas (McGregor HS)
20	De'Andre Coley	DB	6-1	214	Jr./2L	Miami, Fla. (Northwestern HS)
21	Devwah Whaley	RB	5-11	216	Fr./HS	Beaumont, Texas (Central HS)
21	Josh Williams	LB	6-1	249	Sr./2L	Fort Lauderdale, Fla. (Dillard HS/Dodge City CC [Kan.])
22	Deon Edwards	DB	6-1	205	Fr./HS	Clermont, Fla. (Lake Minneola HS)
22	Rawleigh Williams III	RB	5-10	226	So./1L	Dallas, Texas (Bishop Lynch HS)
23	Dre Greenlaw	LB	6-0	226	So./1L	Fayetteville, Ark. (Fayetteville HS)
24	Ryder Lucas	DB	6-0	190	So./1L	The Woodlands, Texas (The Woodlands College Park HS)
24	Kody Walker	RB	6-2	240	Sr./3L	Jefferson City, Mo. (Jefferson City HS)
25	Micahh Smith	DB	6-0	195	Fr./HS	Marshall, Texas (Marshall HS)
26	Matt Dodson	DB	5-10	208	Jr./SQ	McKinney, Texas (Boyd HS)
26	Justice Hobbs	RB	5-10	220	Fr./HS	Farmington, Ark. (Farmington HS)
27	Khalia Hackett	LB	6-2	223	Jr./2L	Douglasville, Ga. (South Paulding HS)
28	Josh Liddell	DB	6-1	210	Jr./2L	Pine Bluff, Ark. (Dollarway Senior HS)
29	Jared Collins	DB	5-11	173	Sr./3L	Tulsa, Okla. (Booker T. Washington HS)
30	Kevin Richardson II	DB	6-0	178	Jr./2L	Jacksonville, Ark. (Jacksonville HS)
31	Connor McPherson	RB	5-7	208	Jr./SQ	The Woodlands, Texas (College Park HS)
31	Grant Morgan	LB	5-11	220	Fr./HS	Greenwood, Ark. (Greenwood HS)
32	Dylan Calhoun	DB	5-10	185	So./TR	Waxahachie, Texas (Waxahachie HS)
32	Hayden Johnson	FB	6-3	248	Fr./HS	Columbia, Mo. (Rock Bridge HS)
33	Dee Walker	LB	6-2	208	Fr./HS	Moultrie, Ga. (Colquitt County HS)
34	Kendrick Jackson	FB	6-1	255	So./1L	Haynesville, La. (Haynesville HS)
34	Tyler Phillips	LB	6-1	232	R-Fr./RS	North Little Rock, Ark. (North Little Rock HS)
35	Dwayne Eugene	LB	6-1	235	Jr./2L	Marrero, La. (Archbishop Rummel HS)
36	Cory Hollowell	DB	6-2	202	So./HS	Corona, Calif. (Orange Lutheran HS)
37	Toby Baker	P	6-3	215	Sr./1L	Memphis, Tenn. (Memphis University HS)
37	Devin Buckner	DB	5-10	190	Fr./HS	Pine Bluff, Ark. (White Hall HS)
38	Reid Miller	DB	5-9	197	So./1L	Hollidaysburg, Pa. (IMG Academy [Fla.])
39	Juan Day	RB	6-1	214	So./1L	North Little Rock, Ark. (North Little Rock HS)
39	Byron Keaton	DB	5-10	183	R-Fr./RS	Camden, Ark. (Fairview HS)
40	Jamario Bell	TE	6-5	252	R-Fr./RS	Junction City, Ark. (Junction City HS)
41	Austin Capps	DL	6-4	309	Fr./HS	Star City, Ark. (Star City HS)
41	Chris Jones	FB	5-11	249	Jr./2L	DeQueen, Ark. (DeQueen HS)
42	Connor Limpert	K	6-1	176	Fr./HS	Allen, Texas (Allen HS)
42	Jonathan Marshall	DL	6-4	299	Fr./HS	Shepherd, Texas (Shepherd HS)
43	George Madden	LS	6-1	230	R-Fr./RS	Blanchard, Okla. (Blanchard HS)
44	Austin Cantrell	TE	6-4	269	R-Fr./RS	Roland, Okla. (Roland HS)

► ALPHABETICAL ROSTER

No	Name	Pos
3	McTelvin Agim	DL
8	Austin Allen	QB
20	Troy Allison	WR
19	Anthony Antwine	TE
37	Toby Baker	P
97	Tevin Beenum	DL
40	Jamario Bell	TE
17	Kofi Boateng	WR
53	Ben Brasuell	LB
37	Devin Buckner	DB
32	Dylan Calhoun	DB
44	Austin Cantrell	TE
41	Austin Capps	DL
46	Damani Carter	FB
18	Cameron Colbert	WR
20	De'Andre Coley	DB
29	Jared Collins	DB
1	Jared Cornelius	WR
15	Nate Dalton	DB
39	Juan Day	RB
98	Daytreon Dean	DL
2	DJ Dean	DB
49	Robert Decker	LS
26	Matt Dodson	DB
22	Deon Edwards	DB
51	Brooks Ellis	LB
56	Matt Emrich	LS/H
86	Tobias Enlow	WR
35	Dwayne Eugene	LB
51	Hjalte Froholdt	OL
62	Johnny Gibson	OL
11	Will Gragg	TE
23	Dre Greenlaw	LB
7	Briston Guidry	DL
89	Grayson Gunter	TE
27	Khalia Hackett	LB
91	Elias Hale	DL
64	Jake Hall	OL
67	Tyler Hall	OL
6	T.J. Hammonds	RB
71	Jackson Hannah	OL
8	De'Jon Harris	LB
45	Josh Harris	LB
4	Keon Hatcher	WR
69	Dylan Hays	OL
9	Cole Hedlund	K
55	Jake Heinrich	OL
26	Justice Hobbs	RB
81	Cody Hollister	WR
36	Cory Hollowell	DB
78	Bijhon Jackson	DL
74	Colton Jackson	OL
34	Kendrick Jackson	FB
4	Alexy Jean-Baptiste	LB
8	Blake Johnson	P
32	Hayden Johnson	FB
94	Taiwan Johnson	DL
41	Chris Jones	FB
10	Jordan Jones	WR
39	Byron Keaton	DB
15	Cole Kelley	QB
87	Jack Kraus	TE
19	Giovanni LaFrance	LB
54	Blake Lagrone	DL
55	Jeremiah Ledbetter	DL
99	Brandon Lewis	DL
28	Josh Liddell	DB
42	Connor Limpert	K
18	Jack Lindsey	QB
24	Ryder Lucas	DB



► NUMERICAL ROSTER

No	Name	Pos	Ht	Wt	Cl/Exp	Hometown (HS/Other)
45	Josh Harris	LB	5-10	239	So./1L	Pine Bluff, Ark. (Watson Chapel HS)
46	Damani Carter	FB	6-0	241	So./1L	Fayetteville, Ark. (Fayetteville HS)
47	Matt Reynolds	LB	6-1	211	Jr./SQ	McKinney, Texas (McKinney HS)
48	Adam McFain	K	6-0	187	Sr./2L	Greenwood, Ark. (Greenwood HS)
48	Deatrich Wise Jr.	DL	6-5	271	Sr./3L	Carrollton, Texas (Hebron HS)
49	Robert Decker	LS	6-0	249	Jr./SQ	Greenwich, Conn. (Greenwich HS/UConn)
50	Jake Raulerson	OL	6-4	301	Jr./TR	Celina, Texas (Celina HS/Texas)
51	Brooks Ellis	LB	6-2	245	Sr./3L	Fayetteville, Ark. (Fayetteville HS)
51	Hjalte Froholdt	OL	6-4	318	So./1L	Svendborg, Denmark (IMG Academy [Fla.])
52	T.J. Smith	DL	6-3	285	R-Fr./RS	Moultrie, Ga. (Colquitt County HS)
53	Ben Brasuell	LB	6-1	218	Fr./HS	Benton, Ark. (Benton HS)
54	Blake Lagrone	DL	6-4	215	Fr./HS	Pine Bluff, Ark. (Watson Chapel HS)
55	Jake Heinrich	OL	6-4	295	Fr./HS	Urbandale, Iowa (Urbandale HS)
55	Jeremiah Ledbetter	DL	6-3	280	Sr./1L	Orlando, Fla. (Gainesville HS [Ga.]/Hutchinson CC [Kan.])
56	Matt Emrich	LS/H	6-3	198	Sr./3L	El Dorado, Ark. (El Dorado HS)
60	Brian Wallace	OL	6-6	335	So./1L	Florissant, Mo. (Christian Brothers College HS)
61	Cooper Sone	OL	6-2	277	R-Fr./SQ	Fayetteville, Ark. (Fayetteville HS)
62	Johnny Gibson	OL	6-4	344	So./1L	Dumas, Ark. (Dumas HS)
64	Jake Hall	OL	6-5	266	So./1L	Springdale, Ark. (Har-Ber HS)
67	Tyler Hall	OL	6-4	296	Fr./HS	Maumelle, Ark. (Maumelle HS)
69	Dylan Hays	OL	6-3	294	Fr./HS	Little Rock, Ark. (Little Rock Christian)
70	Dan Skipper	OL	6-10	319	Sr./3L	Arvada, Colo. (Ralston Valley HS)
71	Jackson Hannah	OL	6-2	282	So./SQ	Bentonville, Ark. (Bentonville HS)
72	Frank Ragnow	OL	6-5	319	Jr./2L	Victoria, Minn. (Chanhassen HS)
73	Deion Malone	OL	6-3	296	Jr./JC	Batesville, Miss. (South Panola HS/Northwest CC [Miss.])
74	Colton Jackson	OL	6-6	300	R-Fr./RS	Conway, Ark. (Conway HS)
75	Zach Rogers	OL	6-1	306	So./1L	Carrollton, Texas (Hebron HS)
76	Paul Ramirez	OL	6-6	299	Jr./JC	Rialto, Calif. (Rialto HS/San Bernardino Valley CC [Calif.])
78	Bijhon Jackson	DL	6-2	335	Jr./2L	El Dorado, Ark. (El Dorado HS)
79	Jalen Merrick	OL	6-4	327	R-Fr./RS	Oak Hill, Fla. (New Smyrna Beach HS)
80	Drew Morgan	WR	6-0	193	Sr./3L	Greenwood, Ark. (Greenwood HS)
81	Cody Hollister	WR	6-4	209	Sr./2L	Bend, Ore. (Mountain View HS/Arizona Western)
82	Luke Rossi	WR	5-11	197	So./1L	Edmond, Okla. (North HS)
83	Jeremy Sprinkle	TE	6-6	256	Sr./3L	White Hall, Ark. (White Hall HS)
84	D'Vone McClure	WR	6-2	219	Fr./HS	Rixey, Ark. (Jacksonville HS)
85	Cheyenne O'Grady	TE	6-4	251	R-Fr./RS	Fayetteville, Ark. (Fayetteville HS)
86	Tobias Enlow	WR	6-1	200	Fr./HS	North Little Rock, Ark. (North Little Rock HS)
86	Armon Watts	DL	6-5	293	So./1L	St. Louis, Mo. (Christian Brothers College HS)
87	Jack Kraus	TE	6-5	252	So./1L	Bentonville, Ark. (Bentonville HS)
89	Grayson Gunter	TE	6-6	232	Fr./HS	Madison, Miss. (Madison Central HS)
91	Elias Hale	DL	6-5	217	Fr./HS	Fayetteville, Ark. (Fayetteville HS)
91	Michael Taylor II	DL	6-3	245	So./JC	Orlando, Fla. (The First Academy/Riverside City College [Calif.])
94	Taiwan Johnson	DL	6-2	284	Sr./2L	Manvel, Texas (Manvel HS)
96	Karl Roesler	DL	6-1	256	Jr./2L	Louisville, Ky. (St. Xavier HS)
97	Tevin Beanum	DL	6-4	251	Jr./2L	Forrest City, Ark. (Forrest City HS)
98	Daytrion Dean	DL	6-3	281	R-Fr./RS	Fort Smith, Ark. (Northside HS)
99	Brandon Lewis	DL	6-4	274	Sr./3L	Memphis, Tenn. (Ridgeway HS)

► ALPHABETICAL ROSTER

No	Name	Pos
43	George Madden	LS
73	Deion Malone	OL
42	Jonathan Marshall	DL
84	D'Vone McClure	WR
48	Adam McFain	K
31	Connor McPherson	RB
79	Jalen Merrick	OL
38	Reid Miller	DB
7	Damon Mitchell	RB
80	Drew Morgan	WR
31	Grant Morgan	LB
85	Cheyenne O'Grady	TE
16	La'Michael Pettway	WR
34	Tyler Phillips	LB
14	Carson Proctor	QB
11	Ryan Pulley	DB
72	Frank Ragnow	OL
76	Paul Ramirez	OL
9	Santos Ramirez	DB
10	Randy Ramsey	DE
50	Jake Raulerson	OL
3	Dominique Reed	WR
47	Matt Reynolds	LB
30	Kevin Richardson II	DB
96	Karl Roesler	DL
75	Zach Rogers	OL
82	Luke Rossi	WR
70	Dan Skipper	OL
25	Micahh Smith	DB
52	T.J. Smith	DL
61	Cooper Sone	OL
83	Jeremy Sprinkle	TE
13	Deon Stewart	WR
5	Ty Storey	QB
91	Michael Taylor II	DL
5	Henre' Toliver	DB
9	Ricky Town	QB
11	Britto Tutt	DB
33	Dee Walker	LB
24	Kody Walker	RB
60	Brian Wallace	OL
14	River Warnock	WR
86	Armon Watts	DL
21	Devwah Whaley	RB
21	Josh Williams	LB
22	Rawleigh Williams III	RB
6	JaMichael Winston	DL
48	Deatrich Wise Jr.	DL

► PRONUNCIATIONS

PLAYERS

McTelvin Agim (UH-geem)
 Juan (JOO-wahn) Day
 Daytrion (DAY-tree-on) Dean
 Matt Emrich (EM-rick)
 Tobias Enlow (N-low)
 Hjalte (YELL-duh) Froholdt (FRO-holt)
 Khalia (KUH-lee-uh) Hackett
 DeJon (DUH-Juhn) Harris
 Bijhon (BEE-jhon) Jackson
 Alexy Jean (gene)-Baptiste

Jack Kraus (Krouse)
 Josh Liddell (LUH-dell)
 Frank Ragnow (RAG-now)
 Karl Roesler (RESS-ler)
 Henre' (ON-ray) Toliver
 River Warnock (WAR-nick)
 Devwah (DEV-wah) Whaley
 Deatrich (DEE-trich) Wise Jr.

COACHES

Bret Bielema (BEE-luh-muh)
 Dan Enos (EE-nohs)
 Vernon Hargreaves (HAR-graves)
 Barry Lunney (LUHN-ee) Jr.
 Rory Segrest (SEE-grest)

► FOOTBALL STAFF

Coaching Staff

Bret Bielema | Head Coach
 Dan Enos | Offensive Coord. / QBs
 Robb Smith | Defensive Coord. / Secondary
 Kurt Anderson | Offensive Line
 Reggie Mitchell | Running Backs
 Vernon Hargreaves | Linebackers
 Paul Rhoads | Defensive Backs
 Barry Lunney Jr. | Tight Ends
 Rory Segrest | Defensive Line / Specialists
 Michael Smith | Wide Receivers

Graduate Assistants

Brey Cook | Offense
 Alfred Davis | Defense
 Taylor Reed | Offense
 Mark Sheridan | Defense

Quality Control

Tanner Burns | Special Teams
 David Parker | Defense
 John Roberts | Offense

Support Staff

Ben Herbert | Strength & Conditioning
 Mark Taurisani | Football Operations
 EK Franks | Recruiting
 Matt Engelbert | Video
 Matt Summers | Athletic Training
 Bobby Allen | HS/NFL Relations



► HONORS & AWARDS

MCTELVIN AGIM, FR., DL*Preseason*

- Phil Steele No. 11 freshman defensive lineman in the nation
- Lindy's No. 7 Fab Freshman in the country

AUSTIN ALLEN, JR., QB*Preseason*

- Manning Passing Academy Counselor

Regular Season

- SEC Offensive Player of the Week (Sept. 12)
- Davey O'Brien "Great 8" (Sept. 12)
- Manning Award Stars of the Week (Sept. 12)
- Manning Award QB of the Week (Sept. 15)

TOBY BAKER, SR., P*Preseason*

- Ray Guy Award Watch List

BROOKS ELLIS, SR., LB*Preseason*

- Butkus Award Watch List
- Wuerffel Trophy Watch List
- Reese's Senior Bowl Watch List
- Coaches All-SEC second team
- Athlon All-SEC third team
- Phil Steele All-SEC third team
- Phil Steele No. 17 inside linebacker in the nation
- Sporting News SEC Top Scholar

HJALTE FROHOLDT, SO., OL*Preseason*

- Phil Steele All-SEC third team

BRISTON GUIDRY, FR., DL*Preseason*

- Phil Steele No. 52 freshman defensive lineman in the nation

KEON HATCHER, SR., WR*Preseason*

- Phil Steele No. 47 draft eligible wide receiver
- Reese's Senior Bowl Watch List

DREW MORGAN, SR., WR*Preseason*

- Biletnikoff Award Watch List
- Reese's Senior Bowl Watch List
- Media All-SEC third team
- Coaches All-SEC third team
- Athlon All-SEC third team
- Phil Steele No. 39 draft eligible wide receiver

FRANK RAGNOW, JR., OL*Preseason*

- Rimington Trophy Watch List
- Coaches All-SEC third team
- Phil Steele All-SEC fourth team
- Phil Steele No. 14 center in the nation

Regular Season

- SEC Offensive Lineman of the Week (Sept. 19)

**DOMINIQUE REED, SR., WR***Preseason*

- Phil Steele All-SEC second team
- Phil Steele No. 41 draft eligible wide receiver
- Reese's Senior Bowl Watch List

DAN SKIPPER, SR., OL*Preseason*

- Outland Trophy Watch List
- Reese's Senior Bowl Watch List
- Lindy's All-America second team
- Athlon All-America third team
- Media All-SEC first team
- Coaches All-SEC first team
- Athlon All-SEC first team
- ESPN All-SEC team
- Lindy's All-SEC first team
- Phil Steele All-SEC first team
- Sporting News All-SEC team
- Lindy's best run blocker in the SEC
- ESPN.com No. 88 player in the nation

Regular Season

- SEC Offensive Lineman of the Week (Sept. 12)

JEREMY SPRINKLE, SR., TE*Preseason*

- John Mackey Award Watch List
- Reese's Senior Bowl Watch List
- Media All-SEC third team
- Coaches All-SEC third team
- Athlon All-SEC third team
- Lindy's All-SEC third team
- Phil Steele All-SEC third team
- Phil Steele No. 5 tight end in the nation
- Athlon Top 15 Breakout Players in the nation

HENRE' TOLIVER, JR., DB*Preseason*

- Phil Steele All-SEC fourth team

Junior **FRANK RAGNOW'S** move from center to right guard against Texas State was a successful one, as the Victoria, Minnesota, native was named the SEC Offensive Lineman of the Week on Monday.

KODY WALKER, SR., RB*Preseason*

- Doak Walker Award Watch List
- Reese's Senior Bowl Watch List

DEVWAH WHALEY, FR., RB*Preseason*

- Phil Steele No. 7 freshman running back in the nation

RAWLEIGH WILLIAMS III SO., RB*Preseason*


- Doak Walker Award Watch List

DEATRICH WISE JR., SR., DL*Regular Season*

- SEC Defensive Lineman of the Week (Sept. 6)

Preseason

- Chuck Bednarik Award Watch List
- Bronko Nagurski Trophy Watch List
- Ted Hendricks Award Watch List
- Reese's Senior Bowl Watch List
- Media All-SEC third team
- Coaches All-SEC third team
- Athlon All-SEC second team
- Lindy's All-SEC third team
- Phil Steele All-SEC third team
- Allstate AFCA Good Works Team Nominee
- Phil Steele No. 9 defensive end in the nation
- ESPN.com No. 25 player in the SEC



AUSTIN ALLEN

Junior | Quarterback
6-1 | 209
Fayetteville, Ark. | Fayetteville HS

8

QUICK HITS

- Leads the SEC in completion percentage (66.7) and ranks second in passer rating (169.29).
- One of 18 FBS quarterbacks with two or more touchdown passes in each of the first three weeks.
- Completed his first six passes for 118 yards and a TD through the first two drives against Texas State.
- Named SEC Player of the Week and Manning Award Player of the Week after the win at No. 15 TCU.
- Had three TD passes at TCU in the 2nd half and first OT before running in the game-winning TD.
- Orchestrated a fourth quarter TD drive to either tie or take the lead in each of the first two games.
- Made his first career start against LA Tech, completing 20 of 29 passes for 191 yards and two TDs.
- Was named starting QB after the 10th practice of the spring.
- Served as the backup QB during the past two seasons.
- Father, Bobby, is on staff (Director of HS/NFL Relations).
- Younger brother of current Jacksonville Jaguars QB Brandon Allen.

SINGLE-GAME CAREER HIGHS

Attempts.....29 (2x), last at TCU (9/10/16)
Completions20 vs. Louisiana Tech (9/3/16)
Passing Yards.....241 vs. Texas State (9/17/16)
Passing TDs.....3 at TCU (9/10/16)
Rushing Yards.....18 vs. Nicholls State (9/6/14)

CAREER STATS

	PASSING							RUSHING						
	GS	COMP	ATT	PCT	YDS	TD	INT	LNG	ATT	YDS	AVG	TD	LNG	
2014	5/0	8	16	50.0	153	0	1	33	7	4	0.6	1	7	
2015	3/0	1	3	33.3	35	1	0	35	0	0	0.0	0	0	
2016	3/3	53	79	67.1	655	7	2	73	11	-9	-0.8	1	8	
TOTAL	11/3	62	98	63.3	843	8	3	73	18	-5	-0.3	2	8	

2016 GAME-BY-GAME STATS

	PASSING							RUSHING						
	GS	COMP	ATT	PCT	YDS	TD	INT	LNG	ATT	YDS	AVG	TD	LNG	
LA TECH	1	20	29	69.0	191	2	2	18	4	-26	-6.5	0	0	
at TCU	1	17	29	58.6	223	3	0	25	3	2	0.7	1	5	
TSU	1	16	21	76.2	241	2	0	73	4	15	3.8	0	8	
vs. TAMU														
ASU														
ALA														
MISS														
at AU														
UF														
LSU														
at MSU														
at MIZZ														
TOTAL	3	53	79	67.1	655	7	2	73	11	-9	-0.8	1	8	



TOBY BAKER

Senior | Punter
6-3 | 215
Memphis, Tenn. | Memphis University HS

37

QUICK HITS

- Named to the 2016 Ray Guy Award Watch List.
- Awarded a scholarship after the 2015 regular season, prior to the 2016 Liberty Bowl.
- Ranks fifth in the nation and tops in the SEC with a 47.8 average on the season.
- Has pinned a punt inside the 20 in 12 of his last 13 games dating back to last season.
- 5 of 6 punts at TCU went over 50 yards.
- Broke his career-long twice in the season opener and did it again at TCU.
- His fifth punt at TCU went 52 yards and he made the tackle on the return.
- Pinned 23 of his 43 punts inside the 20-yard line in 2015.
- 5 of 6 50+ yard punts in 2015 came in SEC play.
- Allowed only 125 yards on 18 returns (6.9 avg.) in 2015.

SINGLE-GAME CAREER HIGHS

Punts.....10 at Alabama (10/10/15)
Punt Yards.....402 at Alabama (10/10/15)
Long.....59 at TCU (9/10/16)
50+5 at TCU (9/10/16)
Inside 204 vs. Auburn (10/24/15)

CAREER STATS

	GP	NO	YDS	AVG	LONG	BLKD	TB	FC	50+	INSIDE 20
2014	2	1	36	36.0	36	0	0	0	0	0
2015	13	43	1,772	41.2	52	0	2	16	6	22
2016	3	12	574	47.8	59	0	0	5	8	4
TOTAL	18	56	2,382	42.5	59	0	2	21	14	26

2016 GAME-BY-GAME STATS

	GP	NO	YDS	AVG	LONG	BLKD	TB	FC	50+	INSIDE 20
LA TECH	1	4	190	47.5	55	0	0	2	2	1
at TCU	1	6	304	50.7	59	0	0	2	5	1
TSU	1	2	80	40.0	50	0	0	1	1	2
vs. TAMU										
ASU										
ALA										
MISS										
at AU										
UF										
LSU										
at MSU										
at MIZZ										
TOTAL	3	12	574	47.8	59	0	0	5	8	4



GAME NOTES



TEVIN BEANUM

Junior | Defensive Lineman
6-4 | 251
Forrest City, Ark. | Forrest City HS

97

QUICK HITS

- Tied for ninth on the team in tackles with seven.
- Totaled five tackles for the third time in his career against TCU.
- Ranked fifth on the team in tackles for loss with 7.0 in 2015.
- Tied for second on the team in sacks with 2.0 in 2015.
- His 2.0 sacks came against SEC opponents.

SINGLE-GAME CAREER HIGHS

Tackles 6 vs. Missouri (11/27/15)
Tackles For Loss 2.0 at Tennessee (10/3/15)
Sacks 1.0 at Tennessee (10/3/15)
Forced Fumbles 1 at Auburn (8/30/14)
QB Hurries 2 vs. Nicholls State (9/6/14)

CAREER STATS

	GS	UA	A	ToT	TFL-YDS	SCK-YDS	FF	FR-YDS	INT-YDS	QBH	BRUP
2014	12/0	4	7	11	2.0-4	0.0-0	1	1-0	0-0	4	0
2015	13/8	11	19	30	7.0-27	2.0-12	0	1-0	0-0	1	1
2016	3/2	3	4	7	0.0-0	0.0-0	0	0-0	0-0	0	0
TOTAL	28/10	18	30	48	9.0-31	2.0-12	1	2-0	0-0	5	1

2016 GAME-BY-GAME STATS

	GS	UA	A	ToT	TFL-YDS	SCK-YDS	FF	FR-YDS	INT-YDS	QBH	BRUP
LA TECH	1/0	1	0	1	0.0-0	0.0-0	0	0-0	0-0	0	0
at TCU	1/1	1	4	5	0.0-0	0.0-0	0	0-0	0-0	0	0
TSU	1/1	1	0	1	0.0-0	0.0-0	0	0-0	0-0	0	0
vs. TAMU											
ASU											
ALA											
MISS											
at AU											
UF											
LSU											
at MSU											
at MIZZ											
TOTAL	3/2	3	4	7	0.0-0	0.0-0	0	0-0	0-0	0	0



JARED COLLINS

Senior | Defensive Back
5-11 | 173
Tulsa, Okla. | Booker T. Washington HS

29

QUICK HITS

- Has started 26 straight games.
- Has made at least two tackles in 32 of 40 career games played.
- Led team in PBUs for the second straight season with nine in 2015, which tied for 11th in the SEC.
- Recorded 44 tackles in 2015, which ranked fourth among Arkansas DBs.
- Forced one fumble and collected one interception in 2015.

SINGLE-GAME CAREER HIGHS

Tackles 10 at Missouri (11/28/14)
Tackles For Loss 3.0 vs. UAB (10/25/14)
Fumbles Forced 1 (3x), last at Tennessee (10/3/15)
Interceptions 1 (2x), last vs. Texas Tech (9/19/15)
Pass Breakups 4 vs. LSU (11/15/14)

CAREER STATS

	GS	UA	A	ToT	TFL-YDS	SCK-YDS	FF	FR-YDS	INT-YDS	QBH	BRUP
2013	11/2	13	14	27	1.0-1	0.0-0	1	0-0	1-0	0	2
2014	13/12	39	14	53	4.0-23	1.0-18	1	0-0	0-0	0	13
2015	13/13	29	15	44	0.5-2	0.0-0	1	0-0	1-0	0	9
2016	3/3	1	2	3	0.0-0	0.0-0	0	0-0	0-0	0	1
TOTAL	40/30	82	45	127	5.5-26	1.0-18	3	0-0	2-0	0	25

2016 GAME-BY-GAME STATS

	GS	UA	A	ToT	TFL-YDS	SCK-YDS	FF	FR-YDS	INT-YDS	QBH	BRUP
LA TECH	1/1	0	1	1	0.0-0	0.0-0	0	0-0	0-0	0	0
at TCU	1/1	1	1	2	0.0-0	0.0-0	0	0-0	0-0	0	0
TSU	1/1	0	0	0	0.0-0	0.0-0	0	0-0	0-0	0	1
vs. TAMU											
ASU											
ALA											
MISS											
at AU											
UF											
LSU											
at MSU											
at MIZZ											
TOTAL	3/3	1	2	3	0.0-0	0.0-0	0	0-0	0-0	0	1

**JARED CORNELIUS**

Junior | Wide Receiver
5-11 | 212

Shreveport, La. | Evangel Christian Academy

1**QUICK HITS**

- Named to the 2016 Paul Hornung Award Watch List.
- Missed the Texas State game with a sore back.
- Hauled in the first TD pass of the season from 13-yards out in the season opener.
- Has scored a TD in five of his last seven games (three through the air and two on the ground).
- Missed four games in 2015 with a broken arm.
- Only SEC player and 1 of 3 players in the country with a 40-yard catch, run and punt return in 2015.
- Recorded a catch in 8 of 9 games last season, including seven multi-reception contests.
- Had nine plays of 20+ yards (six receiving, two punt returns and one rushing) in 2015.

SINGLE-GAME CAREER HIGHS

Receptions 5 vs. Mississippi State (11/21/15)
 Receiving Yards 81 vs. Mississippi State (11/21/15)
 Receiving TDs 1 (6x), last vs. Louisiana Tech (9/3/16)
 Rushing Yards 71 at LSU (11/14/15)
 Rushing TDs 1 at LSU (11/14/15)

CAREER STATS

	RECEIVING						RUSHING					PUNT RETURN			
	GS	REC	YDS	AVG	TD	LNG	ATT	YDS	AVG	TD	LNG	RET	YDS	TD	LNG
2014	13/0	18	212	11.8	2	38	5	23	4.6	0	11	9	91	0	35
2015	9/6	24	393	16.4	3	58	7	112	16.0	2	69	7	93	0	43
2016	2/1	3	30	10.0	1	17	3	13	4.3	0	8	3	35	0	19
TOTAL	24/7	45	635	14.1	6	58	15	148	9.9	2	69	19	219	11.5	43

2016 GAME-BY-GAME STATS

	RECEIVING						RUSHING					PUNT RETURN			
	GS	REC	YDS	AVG	TD	LNG	ATT	YDS	AVG	TD	LNG	RET	YDS	TD	LNG
LA TECH	1/1	1	13	13.0	1	13	3	13	4.3	0	8	1	0	0	0
at TCU	1/0	2	17	8.5	0	17	0	0	0.0	0	0	2	35	0	19
TSU	-	-	-	-	-	-	-	-	-	-	-	-	-	-	-
vs. TAMU															
ASU															
ALA															
MISS															
at AU															
UF															
LSU															
at MSU															
at MIZZ															
TOTAL	2/1	3	30	10.0	1	17	3	13	4.3	0	8	3	35	0	19

**BROOKS ELLIS**

Senior | Linebacker
6-2 | 245

Fayetteville, Ark. | Fayetteville HS

51**QUICK HITS**

- Named to the 2016 Butkus Award, 2016 Wuerffel Award and 2016-17 Senior Bowl Watch Lists.
- Has started 21 straight games.
- Gave Arkansas a 13-0 lead at No. 15 TCU in the second quarter with a pick six.
- Leads the team in tackles (26) through the first three games in 2016.
- Led team in tackles (7) for the second time in 2016 against Texas State.
- Led team in tackles (13) at TCU, posting his seventh career game with double-digit stops.
- His 13 tackles at TCU equaled the most by an SEC player on the weekend.
- Made eight tackles in the second half and overtime periods at TCU.
- Ranks fourth in the SEC with 26 tackles through the first three games.
- Tied for second on the team in tackles vs. LA Tech (6).
- 102 tackles in 2015 led the team and tied for ninth in the SEC.
- 67 of 102 tackles came against SEC opponents, highlighted by a pair of double-figure performances.
- Led the team in tackles four times in 2015.
- One of two SEC defenders to log 15+ tackles in a conference game twice in 2015.
- He and Greenlaw finished as 1 of 6 pairs of teammates in the SEC's top 20 in total tackles.

SINGLE-GAME CAREER HIGHS

Tackles 15 (2x) last vs. Mississippi State (11/21/15)
 Tackles For Loss 3.0 at TCU (9/10/16)
 Sacks 1.5 vs. Kansas State (1/2/16)
 Forced Fumbles 1 (2x) last vs. Texas (12/29/14)
 Interceptions 1 (4x) last at TCU (9/10/16)

CAREER STATS

	GS	UA	A	ToT	TFL-YDS	SCK-YDS	FF	FR-YDS	INT-YDS	QBH	BRUP
2013	12/4	12	21	33	2.0-3	0.5-1	0	0-0	0-0	0	1
2014	11/11	29	43	72	5.5-13	0.5-4	2	0-0	2-63	2	5
2015	13/13	45	57	102	8.0-26	1.5-12	0	1-4	1-28	5	3
2016	3/3	14	12	26	4.0-10	0.0-0	0	0-0	1-47	0	1
TOTAL	39/31	100	133	233	19.5-52	2.5-17	2	1-4	4-138	7	10

2016 GAME-BY-GAME STATS

	GS	UA	A	ToT	TFL-YDS	SCK-YDS	FF	FR-YDS	INT-YDS	QBH	BRUP
LA TECH	1/1	2	4	6	0.0-0	0.0-0	0	0-0	0-0	0	0
at TCU	1/1	8	5	13	3.0-9	0.0-0	0	0-0	1-47	0	0
TSU	1/1	4	3	7	1.0-1	0.0-0	0	0-0	0-0	0	1
vs. TAMU											
ASU											
ALA											
MISS											
at AU											
UF											
LSU											
at MSU											
at MIZZ											
TOTAL	3/3	14	12	26	4.0-10	0.0-0	0	0-0	1-47	0	1



GAME NOTES



DRE GREENLAW

Sophomore | Linebacker
6-0 | 226
Fayetteville, Ark. | Fayetteville HS

23

QUICK HITS

- Has started 14 straight games.
- Ranks second on the team in tackles (21).
- Finished second on the team in tackles vs. Texas State (6).
- Tied for the team lead in tackles with seven and made his first career INT vs. LA Tech.
- Is 1 of 5 SEC linebackers, along with Brooks Ellis, with an interception on the season.
- Has led the team in tackles in six of 16 games played.
- Only player to win SEC Freshman of the Week twice in 2015.
- Finished fifth nationally among FBS freshmen and tops among SEC rookies in tackles in 2015.
- Ranked 17th in the SEC in total tackles in 2015.
- Made a team-high 69 tackles in SEC action and averaged 9.8 tackles in SEC road games in 2015.
- Put together four double-digit tackle performances last season.
- Combined for 150 tackles with Brooks Ellis over the last nine games of the 2015 season.

SINGLE-GAME CAREER HIGHS

Tackles16 vs. Auburn (10/24/15)
Tackles For Loss1.0 (3x) last at LSU (11/14/15)
Sacks1.0 at LSU (11/14/15)
Forced Fumbles1 (2x) last at LSU (11/14/15)
Interceptions1 vs. Louisiana Tech (9/3/16)

CAREER STATS

	GS	UA	A	ToT	TFL-YDS	SCK-YDS	FF	FR-YDS	INT-YDS	QBH	BRUP
2015	13/11	46	49	95	3.5-20	1.0-14	2	0-0	0-0	1	1
2016	3/3	11	10	21	0.0-0	0.0-0	0	1-0	1-3	0	0
TOTAL	16/14	57	59	116	3.5-20	1.0-14	2	1-0	1-3	1	1

2016 GAME-BY-GAME STATS

	GS	UA	A	ToT	TFL-YDS	SCK-YDS	FF	FR-YDS	INT-YDS	QBH	BRUP
LA TECH	1/1	2	5	7	0.0-0	0.0-0	0	0-0	1-3	0	0
at TCU	1/1	4	4	8	0.0-0	0.0-0	0	1-0	0-0	0	0
TSU	1/1	5	1	6	0.0-0	0.0-0	0	0-0	0-0	0	0
vs. TAMU											
ASU											
ALA											
MISS											
at AU											
UF											
LSU											
at MSU											
at MIZZ											
TOTAL	3/3	11	10	21	0.0-0	0.0-0	0	1-0	1-3	0	0



KEON HATCHER

Senior | Wide Receiver
6-2 | 207
Owasso, Okla. | Owasso HS

4

QUICK HITS

- Named to the 2016-17 Senior Bowl Watch List.
- Extended his streak to 22 consecutive games with a catch for a first down, dating back to 2013.
- Just three receptions shy of 100 for his career.
- Has a TD catch in each of the last two games.
- Hauled in Arkansas' longest offensive play in 2016 vs. Texas State (73-yards from Austin Allen).
- Suffered a season-ending foot injury in 2015.
- Returned in 2016 with team bests in receptions (6) and yards (86) in the season opener.
- Eclipsed 100-yards receiving for the second time in his career against UTEP in 2015.
- Also had his first multi-TD catch game with two vs. UTEP (6 catches, 106 yards, 2 TD).
- Hauled in 10 of his 13 receptions in 2015 during the first half for 160 yards.
- 10 of 13 catches in 2015 resulted in a first down.

SINGLE-GAME CAREER HIGHS


Receptions7 (3x) last vs. Toledo (9/12/15)
Receiving Yards107 vs. Northern Illinois (9/20/14)
Receiving TDs2 vs. UTEP (9/5/15)
Rushing Yards82 vs. Nicholls State (9/6/14)
Rushing TDs1 vs. Nicholls State (9/6/14)

CAREER STATS

	RECEIVING						RUSHING				
	GS	REC	YDS	AVG	TD	LNG	ATT	YDS	AVG	TD	LNG
2012	10/0	3	21	7.0	1	12	0	0	0.0	0	0
2013	10/6	27	346	12.8	2	43	11	140	12.7	0	50
2014	13/12	43	558	13.0	6	50	5	112	22.4	1	82
2015	2/2	13	198	15.2	2	38	1	0	0.0	0	0
2016	3/1	11	204	18.5	2	73	0	0	0.0	0	0
TOTAL	38/21	97	1,327	13.7	13	73	17	252	14.8	1	82

2016 GAME-BY-GAME STATS

	RECEIVING							RUSHING			
	GS	REC	YDS	AVG	TD	LNG	ATT	YDS	AVG	TD	LNG
LA TECH	1/0	6	86	14.3	0	18	0	0	0.0	0	0
at TCU	1/0	2	22	11.0	1	16	0	0	0.0	0	0
TSU	1/1	3	96	32.0	1	73	0	0	0.0	0	0
vs. TAMU											
ASU											
ALA											
MISS											
at AU											
UF											
LSU											
at MSU											
at MIZZ											
TOTAL	3/1	11	204	18.5	2	73	0	0	0.0	0	0

**COLE HEDLUND**

Sophomore | Kicker
5-10 | 171
Argyle, Texas | Argyle HS

9**QUICK HITS**

- Has made 70 of 70 career PAT kick attempts.
- Tied a career high with two field goals made at No. 15 TCU.
- Kicked a 38-yard field goal, the second longest of his career, to cap Arkansas' first drive at TCU.
- Was one of only four SEC kickers to be perfect on PAT kicks in 2015 (min. 50 attempts).
- 58 made PATs in 2015 ranked second in the SEC and tied the school record.
- 58 attempts were the third-most in a season by a Razorback.

SINGLE-GAME CAREER HIGHS


Field Goals Made 2 (2x) last at TCU (9/10/16)
Longest Field Goal 45 at Ole Miss (11/7/15)
PATs Made 9 vs. UT Martin (10/31/15)

CAREER STATS

	GP	FGM-FGA	LNG	PATs	PTS
2015	13	9-15	45	58	85
2016	3	2-3	38	12	18
TOTAL	16	11-18	45	70	103

2016 GAME-BY-GAME STATS

	GP	FGM-FGA	LNG	PATs	PTS
LA TECH	1	0-0	0	3	3
at TCU	1	2-3	38	3	9
TSU	1	0-0	0	6	6
vs. TAMU					
ASU					
ALA					
MISS					
at AU					
UF					
LSU					
at MSU					
at MIZZ					
TOTAL	3	2-3	38	12	18

**TAIWAN JOHNSON**

Senior | Defensive Lineman
6-2 | 284
Manvel, Texas | Manvel HS

94**QUICK HITS**

- Has started 29 straight games.
- Had a QB hurry that forced an interception that was returned for a TD at TCU.
- Has made at least a half-sack in six career games, including three of his last five.
- Has recorded a tackle in 13 of his last 16 contests played.
- His 24 tackles in 2015 tied for fourth among Arkansas defensive linemen.
- Made a tackle for loss in three straight games last season.
- Recorded 4.5 sacks as a sophomore in 2014.

SINGLE-GAME CAREER HIGHS


Tackles 8 vs. Mississippi State (11/21/15)
Tackles For Loss 3.0 vs. Nicholls State (9/6/14)
Sacks 2.5 vs. Nicholls State (9/6/14)
Forced Fumbles None
QB Hurries 1 (3x) last vs. Missouri (11/27/15)

CAREER STATS

	GS	UA	A	ToT	TFL-YDS	SCK-YDS	FF	FR-YDS	INT-YDS	QBH	BRUP
2013	3/0	1	3	4	0.0-0	0.0-0	0	0-0	0-0	0	0
2014	13/13	15	11	26	8.0-45	4.5-35	0	2-0	0-0	1	0
2015	13/13	12	16	28	5.0-16	1.5-4	0	1-15	0-0	1	2
2016	3/3	3	2	5	1.0-5	1.0-5	0	0-0	0-0	1	0
TOTAL	32/29	31	32	63	14.0-66	7.0-44	0	3-15	0-0	3	2

2016 GAME-BY-GAME STATS

	GS	UA	A	ToT	TFL-YDS	SCK-YDS	FF	FR-YDS	INT-YDS	QBH	BRUP
LA TECH	1/1	1	0	1	1.0-5	1.0-5	0	0-0	0-0	0	0
at TCU	1/1	2	1	3	0.0-0	0.0-0	0	0-0	0-0	1	0
TSU	1/1	0	1	1	0.0-0	0.0-0	0	0-0	0-0	0	0
vs. TAMU											
ASU											
ALA											
MISS											
at AU											
UF											
LSU											
at MSU											
at MIZZ											
TOTAL	3/3	3	2	5	1.0-0	1.0-0	0	0-0	0-0	1	0



JEREMIAH LEDBETTER

Senior | Defensive Lineman
6-3 | 280

Orlando, Fla. | Gainesville HS (Ga.)/ Hutchinson CC (Kan.)

55

QUICK HITS

- Has logged at least a half-sack in each of the first three games.
- Has recorded at least a half-sack in five of the last seven games dating back to last season.
- 17 tackles rank third on the team and are tied for the SEC lead among defensive linemen.
- His 2.5 sacks this season lead the team and are tied for seventh in the SEC.
- Forced a fumble for the first time in his career at No. 15 TCU.
- Has recorded four or more stops in 11 of his 16 career games played.
- Took over as a starter in the second game of the 2015 season and never relinquished that role.
- Tied for fourth on the team in tackles in 2015 with 55.
- Ranked fourth on the team in tackles for loss with 7.5 and tied for third in sacks with 2.0.

SINGLE-GAME CAREER HIGHS


Tackles 8 vs. UTEP (9/5/15)
Tackles For Loss 2.5 vs. Auburn (10/24/15)
Sacks 1.5 vs. Texas State (9/17/16)
Forced Fumbles 1 at TCU (9/10/16)
QB Hurries 1 (2x) last at Tennessee (10/3/15)

CAREER STATS

	GS	UA	A	ToT	TFL-YDS	SCK-YDS	FF	FR-YDS	INT-YDS	QBH	BRUP
2015	13/12	24	31	55	7.5-27	2.0-14	0	0-0	0-0	3	1
2016	3/3	8	9	17	2.5-23	2.5-23	1	0-0	0-0	0	2
TOTAL	16/15	32	40	72	10.0-50	4.5-37	1	0-0	0-0	3	3

2016 GAME-BY-GAME STATS

	GS	UA	A	ToT	TFL-YDS	SCK-YDS	FF	FR-YDS	INT-YDS	QBH	BRUP
LA TECH	1/1	2	4	6	0.5-5	0.5-5	0	0-0	0-0	0	0
at TCU	1/1	3	4	7	0.5-3	0.5-3	1	0-0	0-0	0	0
TSU	1/1	3	1	4	1.5-15	1.5-15	0	0-0	0-0	0	2
vs. TAMU											
ASU											
ALA											
MISS											
at AU											
UF											
LSU											
at MSU											
at MIZZ											
TOTAL	3/3	8	9	17	2.5-23	2.5-23	1	0-0	0-0	0	2



JOSH LIDDELL

Junior | Defensive Back
6-1 | 210

Pine Bluff, Ark. | Dollarway Senior HS

28

QUICK HITS

- Has 33 tackles, including 1.0 for loss, and one interception during his last seven games.
- Has logged at least eight tackles three times during his career.
- Ranked sixth on the team in tackles in 2015 with 52.
- Tallied 1.5 tackles for loss, forced one fumble and broke up three passes in 2015.
- Tied for the team lead in interceptions with two last season.

SINGLE-GAME CAREER HIGHS

Tackles 9 (2x) last vs. Mississippi State (11/21/15)
Tackles For Loss 1.0 vs. Missouri (11/27/15)
Interceptions 1 (2x) last vs. Missouri (11/27/15)
Pass Breakups 2 vs. Auburn (10/24/15)

CAREER STATS

	GS	UA	A	ToT	TFL-YDS	SCK-YDS	FF	FR-YDS	INT-YDS	QBH	BRUP
2014	12/2	4	8	12	0.0-0	0.0-0	0	0-0	0-0	0	1
2015	13/10	28	24	52	1.5-2	0.0-0	1	0-0	2-0	0	3
2016	3/3	4	6	10	0.0-0	0.0-0	0	0-0	0-0	0	0
TOTAL	28/15	36	38	74	1.5-2	0.0-0	1	0-0	2-0	0	4

2016 GAME-BY-GAME STATS

	GS	UA	A	ToT	TFL-YDS	SCK-YDS	FF	FR-YDS	INT-YDS	QBH	BRUP
LA TECH	1/1	3	2	5	0.0-0	0.0-0	0	0-0	0-0	0	0
at TCU	1/1	1	2	3	0.0-0	0.0-0	0	0-0	0-0	0	0
TSU	1/1	0	2	2	0.0-0	0.0-0	0	0-0	0-0	0	0
vs. TAMU											
ASU											
ALA											
MISS											
at AU											
UF											
LSU											
at MSU											
at MIZZ											
TOTAL	3/3	4	6	10	0.0-0	0.0-0	0	0-0	0-0	0	0

**DAMON MITCHELL**

Junior | Running Back
6-2 | 215

Egg Harbor City, N.J. | Cedar Creek HS

7**QUICK HITS**

- Saw first action of the season against Texas State.
- Moved to running back during the offseason.
- Caught six passes for 84 yards and one touchdown in 2015
- Rushed four times for 29 yards last season.

SINGLE-GAME CAREER HIGHS


Attempts.....	3 vs. Nicholls State (9/6/14)
Rush Yards	36 vs. Nicholls State (9/6/14)
Rush TDs	None
Receptions	3 vs. UT Martin (10/31/15)
Receiving Yards	66 vs. UT Martin (10/31/15)
Receiving TDs	1 vs. UT Martin (10/31/15)

CAREER STATS

	RUSHING						RECEIVING				
	GS	ATT	YDS	AVG	TD	LNG	REC	YDS	AVG	TD	LNG
2014	4/0	6	58	9.7	0	15	0	0	0.0	0	0
2015	13/1	4	29	7.3	0	15	6	84	14.0	1	49
2016	2/0	2	2	1.0	0	2	0	0	0.0	0	0
TOTAL	19/1	12	89	7.4	0	15	6	84	14.0	1	49

2016 GAME-BY-GAME STATS

	RUSHING						RECEIVING				
	GS	ATT	YDS	AVG	TD	LNG	REC	YDS	AVG	TD	LNG
LA TECH	-	-	-	-	-	-	-	-	-	-	-
at TCU	1/0	0	0	0.0	0	0	0	0	0.0	0	0
TSU	1/0	2	2	1.0	0	2	0	0	0.0	0	0
vs. TAMU											
ASU											
ALA											
MISS											
at AU											
UF											
LSU											
at MSU											
at MIZZ											
TOTAL	2/0	2	2	1.0	0	2	0	0	0.0	0	0

**DREW MORGAN**

Senior | Wide Receiver
6-0 | 193

Greenwood, Ark. | Greenwood HS

80**QUICK HITS**

- Named to the 2016 Biletnikoff Award and 2016-17 Senior Bowl Watch Lists.
- Leads Arkansas in receptions (15) and first downs (11).
- Hauled in seven catches for 93 yards and a TD at No. 15 TCU.
- Has a reception in 17 straight games, dating back to 2014 season.
- 61 of his 88 career receptions have resulted in a first down
- Is the only returning SEC receiver with double-digit TD receptions in 2015.
- Tied for second in the SEC and 17th nationally in TD receptions in 2015.
- His 10 scores equaled the third-most in program single-season history .
- 10 TDs also led the SEC during the regular season.
- Led the SEC with eight receiving touchdowns in conference play, including four on the road.
- Reached the end zone in seven contests.
- Became the first Hog since 2011 to have three 100-yard games in SEC play in a single season.
- First player in school history with consecutive 100-yard games in SEC play away from home.

SINGLE-GAME CAREER HIGHS

Receptions	9 at Ole Miss (11/7/15)
Receiving Yards	155 vs. Texas A&M (9/26/15)
Receiving TDs	3 at Ole Miss (11/7/15)

CAREER STATS

	RECEIVING						RUSHING				
	GS	REC	YDS	AVG	TD	LNG	ATT	YDS	AVG	TD	LNG
2013	10/0	0	0	0.0	0	0	0	0	0.0	0	0
2014	13/0	10	181	18.1	1	44	0	0	0.0	0	0
2015	13/10	63	843	13.4	10	52	4	20	5.0	0	9
2016	3/2	15	168	11.2	1	24	0	0	0.0	0	0
TOTAL	39/12	88	1,192	13.5	12	52	4	20	5.0	0	9

2016 GAME-BY-GAME STATS

	RECEIVING						RUSHING				
	GS	REC	YDS	AVG	TD	LNG	ATT	YDS	AVG	TD	LNG
LA TECH	1/1	5	47	9.4	0	18	0	0	0.0	0	0
at TCU	1/1	7	93	13.3	1	24	0	0	0.0	0	0
TSU	1/0	3	28	9.3	0	15	0	0	0.0	0	0
vs. TAMU											
ASU											
ALA											
MISS											
at AU											
UF											
LSU											
at MSU											
at MIZZ											
TOTAL	3/2	15	168	11.2	1	24	0	0	0.0	0	0



GAME NOTES



RYAN PULLEY

Sophomore | Defensive Back
5-11 | 198
Fort Myers, Fla. | Island Coast HS

11

QUICK HITS

- Has started each of the last two games.
- Tied for third in the FBS in both passes defended (6) and pass breakups (5).
- 1 of 5 players in the country with six passes defended and at least one INT.
- His INT came in the second quarter against Texas State when he jumped a route in the flats, then picked off the pass and returned it 25 yards to the end zone.

SINGLE-GAME CAREER HIGHS

Tackles4 (2x) last at No. 15 TCU (9/10/16)
Interceptions.....1 (2x) last vs. Texas State (9/17/16)
Pass Breakups.....3 at No. 15 TCU (9/10/16)

CAREER STATS

	GS	UA	A	ToT	TFL-YDS	SCK-YDS	FF	FR-YDS	INT-YDS	QBH	BRUP
2015	10/1	6	4	10	0.0-0	0.0-0	0	0-0	1-8	0	2
2016	3/2	9	0	9	0.0-0	0.0-0	0	0-0	1-25	0	5
TOTAL	13/3	15	4	19	0.0-0	0.0-0	0	0-0	2-33	0	7

2016 GAME-BY-GAME STATS

	GS	UA	A	ToT	TFL-YDS	SCK-YDS	FF	FR-YDS	INT-YDS	QBH	BRUP
LA TECH	1/0	2	0	2	0.0-0	0.0-0	0	0-0	0-0	0	1
at TCU	1/1	4	0	4	0.0-0	0.0-0	0	0-0	0-0	0	3
TSU	1/1	3	0	3	0.0-0	0.0-0	0	0-0	1-25	0	1
vs. TAMU											
ASU											
ALA											
MISS											
at AU											
UF											
LSU											
at MSU											
at MIZZ											
TOTAL	3/2	9	0	9	0.0-0	0.0-0	0	0-0	1-25	0	5



SANTOS RAMIREZ

Sophomore | Defensive Back
6-2 | 205
Shreveport, La. | Evangel Christian Academy

9

QUICK HITS

- Ranks fourth on the team in tackles (14).
- All five tackles at TCU were of the solo variety.
- Tied for the team lead with a career-high seven tackles vs. LA Tech.
- 32 of his 49 career tackles have been solo stops.
- Made at least five tackles in two of his last three games.
- Totaled 35 tackles and one interception in 2015.
- Has a tackle in 12 of 13 contests during his career.

SINGLE-GAME CAREER HIGHS


Tackles7 (2x) last vs. Louisiana Tech (9/3/16)
Tackles For LossNone
Interceptions.....1 at Alabama (10/10/15)
Pass Breakups.....2 vs. Texas A&M (9/26/15)

CAREER STATS

	GS	UA	A	ToT	TFL-YDS	SCK-YDS	FF	FR-YDS	INT-YDS	QBH	BRUP
2015	12/3	22	13	35	0.0-0	0.0-0	0	0-0	1-18	0	3
2016	3/3	10	4	14	0.0-0	0.0-0	0	0-0	0-0	0	1
TOTAL	15/6	32	17	49	0.0-0	0.0-0	0	0-0	1-18	0	4

2016 GAME-BY-GAME STATS

	GS	UA	A	ToT	TFL-YDS	SCK-YDS	FF	FR-YDS	INT-YDS	QBH	BRUP
LA TECH	1/1	4	3	7	0.0-0	0.0-0	0	0-0	0-0	0	0
at TCU	1/1	5	0	5	0.0-0	0.0-0	0	0-0	0-0	0	1
TSU	1/1	1	1	2	0.0-0	0.0-0	0	0-0	0-0	0	0
vs. TAMU											
ASU											
ALA											
MISS											
at AU											
UF											
LSU											
at MSU											
at MIZZ											
TOTAL	3/3	10	4	14	0.0-0	0.0-0	0	0-0	0-0	0	1


DOMINIQUE REED

Senior | Wide Receiver
6-3 | 175

Camden, Ark. | Fairview HS/Coffeyville CC (Kan.)

3
QUICK HITS

- Named to the 2016-17 Senior Bowl Watch List.
- Has a reception in each game this season along with three rushes for 33 yards.
- Ranks fourth in the SEC in kickoff return yards (145) on eight returns.
- Scored a touchdown in six straight games in 2015, including all four SEC road games.
- Finished third on the team in receptions (28) and receiving yards (535).
- Found the end zone seven times, including six TDs through the air.
- Finished second in the SEC in yards per reception (19.11), good for 19th nationally.
- Tied for second in the SEC with four catches of 50+ yards.
- Ran for 20 or more yards after the catch on four of his six TD receptions.
- Turned 21 of his 28 receptions into first downs.
- Recorded a catch in each of the final 11 games of the season.

SINGLE-GAME CAREER HIGHS


Receptions	7 at Ole Miss (11/7/15)
Receiving Yards	105 at Ole Miss (11/7/15)
Receiving TDs	2 at Ole Miss (11/7/15)
Rushing TDs	1 vs. Auburn (10/24/15)

CAREER STATS

	RECEIVING				RUSHING				KICK RETURN			
	GS	REC	YDS	AVG	TD	LNG	ATT	YDS	AVG	TD	LNG	RET
2015	12/6	28	535	19.1	6	71	4	24	6.0	1	11	10
2016	3/2	4	53	13.3	0	32	3	33	11.0	0	15	8
TOTAL	15/8	32	588	18.4	6	71	7	57	8.1	1	15	18

2016 GAME-BY-GAME STATS

	RECEIVING				RUSHING				KICK RETURN			
	GS	REC	YDS	AVG	TD	LNG	ATT	YDS	AVG	TD	LNG	RET
LA TECH	1/0	1	6	6.0	0	6	0	0	0.0	0	0	2
at TCU	1/1	1	11	11.0	0	11	2	18	9.0	0	15	4
TSU	1/1	2	36	18.0	0	32	1	15	15.0	0	15	2
vs. TAMU												
ASU												
ALA												
MISS												
at AU												
UF												
LSU												
at MSU												
at MIZZ												
TOTAL	3/2	4	53	13.3	0	32	3	33	11.0	0	15	8


JEREMY SPRINKLE

Senior | Tight End
6-6 | 256

White Hall, Ark. | White Hall HS

83
QUICK HITS

- Named to the 2016 John Mackey Award and 2016-17 Senior Bowl Watch Lists.
- Is the only SEC tight end and one of two nationally with a TD catch in each of the first three weeks.
- Tied with D.J. Williams for the school record in TD catches among tight ends (10).
- Caught the eventual game-winning TD vs. LA Tech.
- Has seven TDs in his last six games dating back to 2015.
- 6 of 9 catches this season have resulted in either a first down or TD.
- 27 of his last 36 receptions have resulted in either a first down or a TD dating back to last season.
- 21 of those receptions have gone for at least 10 yards, including eight for 20 yards or more.
- Led all SEC tight ends with six receiving TDs in 2015, good for a tie for ninth in the FBS.
- Equaled the program single-game record with three against Mississippi State (11/21/15).
- Three TD catches also tied for the most by an FBS TE in a game in 2015.
- All six TDs in 2015 came over the final seven games of the season.

SINGLE-GAME CAREER HIGHS

Receptions	6 vs. Mississippi State (11/21/15)
Receiving Yards	81 vs. Kansas State (1/2/16)
Receiving TDs	3 vs. Mississippi State (11/21/15)

CAREER STATS

	RECEIVING				RUSHING			
	GS	REC	YDS	AVG	TD	LNG	ATT	YDS
2013	12/2	4	68	17.0	0	44	1	1
2014	13/0	7	84	12.0	1	17	0	0
2015	13/7	27	389	14.4	6	42	1	4
2016	3/3	9	97	10.8	3	25	0	0
TOTAL	41/12	47	638	13.6	10	44	2	5

2016 GAME-BY-GAME STATS

	RECEIVING				RUSHING			
	GS	REC	YDS	AVG	TD	LNG	ATT	YDS
LA TECH	1/1	3	19	6.3	1	12	0	0
at TCU	1/1	3	58	19.3	1	25	0	0
TSU	1/1	3	20	6.7	1	10	0	0
vs. TAMU								
ASU								
ALA								
MISS								
at AU								
UF								
LSU								
at MSU								
at MIZZ								
TOTAL	3/3	9	97	10.8	3	25	0	0



GAME NOTES



HENRE' TOLIVER

Junior | Defensive Back
6-1 | 185

Marrero, La. | Archbishop Rummel HS

5



KODY WALKER

Senior | Running Back
6-2 | 240

Jefferson City, Mo. | Jefferson City HS

24

QUICK HITS

- Has started each of the last seven contests dating back to last season.
- Has four or more tackles in 10 of his last 16 contests.
- 61 of 84 career tackles have been solo stops.
- Fourth on the team in tackles with six at TCU.
- Helped the Hogs shut out TCU in the first half with three tackles and a pass breakup.
- Finished fourth on the team and second among defensive backs in tackles last season with 55.
- Ranked second on the team in pass breakups with eight last season.

SINGLE-GAME CAREER HIGHS

Tackles 8 (2x) last vs. Mississippi State (11/21/15)
Tackles For Loss 2.0 vs. UTEP (9/5/15)
Interceptions 1 (3x) last vs. UTEP (9/5/15)
Pass Breakups 2 (2x) last at LSU (11/14/15)

CAREER STATS

	GS	UA	A	ToT	TFL-YDS	SCK-YDS	FF	FR-YDS	INT-YDS	QBH	BRUP
2014	11/4	11	7	18	1.0-4	1.0-4	0	0-0	2-46	0	1
2015	13/10	43	12	55	4.0-14	0.0-0	0	0-0	1-12	0	8
2016	3/3	7	4	11	1.0-1	0.0-0	0	0-0	0-0	0	1
TOTAL	27/17	61	23	84	6.0-19	1.0-4	0	0-0	3-58	0	10

2016 GAME-BY-GAME STATS

	GS	UA	A	ToT	TFL-YDS	SCK-YDS	FF	FR-YDS	INT-YDS	QBH	BRUP
LA TECH	1/1	2	2	4	1.0-1	0.0-0	0	0-0	0-0	0	0
at TCU	1/1	4	2	6	0.0-0	0.0-0	0	0-0	0-0	0	1
TSU	1/1	1	0	1	0.0-0	0.0-0	0	0-0	0-0	0	0
vs. TAMU											
ASU											
ALA											
MISS											
at AU											
UF											
LSU											
at MSU											
at MIZZ											
TOTAL	3/3	7	4	11	1.0-1	0.0-0	0	0-0	0-0	0	1

QUICK HITS

- Named to the 2016 Doak Walker Award and 2016-17 Senior Bowl Watch Lists.
- Scored his 14th career rushing touchdown in the win over Texas State.
- Had six carries for 24 yards in the opener, including a critical 4th and 1 first down run in the 4th quarter.
- Earned a sixth year of eligibility from the NCAA and SEC prior to the start of 2015.
- His first two seasons were cut short due to injury.
- His 90 carries, 394 yards and six touchdowns in 2015 were each career season highs.
- Played in each of the first two games before an injury sidelined him for the next four contests.
- Rushed for 366 yards and five touchdowns through the final seven games of the season.

SINGLE-GAME CAREER HIGHS

Attempts 17 at LSU (11/14/15)
Rushing Yards 88 at LSU (11/14/15)
Rushing TDs 2 (3x) last vs. Auburn (10/24/15)
Receptions 3 vs. Alabama (10/11/14)
Receiving Yards 15 vs. Alabama (10/11/14)

CAREER STATS

	RUSHING							RECEIVING			
	GS	ATT	YDS	AVG	TD	LNG	REC	YDS	AVG	TD	LNG
2011	3/0	20	68	3.4	5	9	0	0	0.0	0	0
2012	2/1	1	1	1.0	1	1	1	5	5.0	0	5
2013	8/0	6	32	5.3	0	14	0	0	0.0	0	0
2014	13/1	31	149	4.8	1	11	3	15	5.0	0	6
2015	9/1	90	394	4.4	6	28	1	4	4.0	0	4
2016	3/0	20	66	3.3	1	12	1	11	11.0	0	11
TOTAL	38/3	168	710	4.2	14	28	6	35	5.8	0	11

2016 GAME-BY-GAME STATS

	RUSHING							RECEIVING			
	GS	ATT	YDS	AVG	TD	LNG	REC	YDS	AVG	TD	LNG
LA TECH	1/0	6	24	4.0	0	7	0	0	0.0	0	0
at TCU	1/0	7	19	2.7	0	6	0	0	0.0	0	0
TSU	1/0	7	23	3.3	1	12	1	11	11.0	0	11
vs. TAMU											
ASU											
ALA											
MISS											
at AU											
UF											
LSU											
at MSU											
at MIZZ											
TOTAL	3/0	20	66	3.3	1	12	1	11	11.0	0	11


RAWLEIGH WILLIAMS III

Sophomore | Running Back
5-10 | 226
Dallas, Texas | Bishop Lynch HS

22
QUICK HITS

- Named to the 2016 Doak Walker Award Watch List.
- Leads SEC in attempts (71), 1st downs (20) and 10+ yard runs (13) while ranking third in yards (354).
- Has 100+ yards rushing in each of the last two games.
- Only running back in the SEC to run for 90 yards in all three games this season.
- Returned to his home state of Texas and rushed 28 times for 137 yards in a win over No. 15 TCU.
- Returned to action with a career-high 24 carries for 96 yards and a TD against LA Tech.
- Scored Arkansas' first touchdown of the 2016 season in his first game back from a neck injury.
- One of three SEC freshmen RBs to rush for 100 yards in a game in 2015
- One of two SEC freshmen RBs to rush for 100 yards in a game against an SEC opponent in 2015.
- Scored his first career TD on a 3-yard run during the fourth quarter vs. Texas A&M (9/26/15).
- Left in the 3rd quarter vs. Auburn (10/24/15) with a neck injury and missed the rest of the season.

SINGLE-GAME CAREER HIGHS

Attempts.....28 at TCU (9/10/16)
Rushing Yards.....137 at TCU (9/10/16)
Rushing TDs.....2 vs. Texas State (9/17/16)
Receptions.....3 vs. Louisiana Tech (9/3/16)
Receiving Yards.....20 vs. Texas Tech (9/19/15)

CAREER STATS

	RUSHING						RECEIVING					
	GS	ATT	YDS	AVG	TD	LNG	REC	YDS	AVG	TD	LNG	
2015	7/0	56	254	4.5	1	44	5	26	5.2	0	10	
2016	3/3	71	354	4.9	3	37	3	15	5.0	0	16	
TOTAL	10/3	127	608	4.8	4	44	8	41	5.1	0	16	

2016 GAME-BY-GAME STATS

	RUSHING						RECEIVING					
	GS	ATT	YDS	AVG	TD	LNG	REC	YDS	AVG	TD	LNG	
LA TECH	1/1	24	96	4.0	1	14	3	15	5.0	0	16	
at TCU	1/1	28	137	4.9	0	37	0	0	0.0	0	0	
TSU	1/1	19	121	6.4	2	18	0	0	0.0	0	0	
vs. TAMU												
ASU												
ALA												
MISS												
at AU												
UF												
LSU												
at MSU												
at MIZZ												
TOTAL	3/3	71	354	4.9	3	37	3	15	5.0	0	16	


JAMICHAEL WINSTON

Senior | Defensive Lineman
6-4 | 260
Pritchard, Ala. | Vigor HS

6
QUICK HITS

- Registered his first career half-sack against Texas State.
- Made a tackle in 11 of 13 games in 2015.
- Recorded a quarterback hurry in three straight games last season.

SINGLE-GAME CAREER HIGHS

Tackles.....5 vs. Nicholls State (9/6/14)
Tackles For Loss.....1.0 (3x) last at Tennessee (10/3/15)
Sacks.....0.5 vs. Texas State (9/17/16)
Forced Fumbles.....1 vs. Southern Miss (9/14/13)
QB Hurries.....1 (5x) last vs. UT Martin (10/31/15)

CAREER STATS

	GS	UA	A	ToT	TFL-YDS	SCK-YDS	FF	FR-YDS	INT-YDS	QBH	BRUP
2012	2/0	0	0	0	0.0-0	0.0-0	0	0-0	0-0	0	0
2013	12/0	3	1	4	0.0-0	0.0-0	1	0-0	1-0	1	0
2014	13/12	15	11	26	2.0-6	0.0-0	0	0-0	0-0	1	1
2015	13/6	9	12	21	1.0-1	0.0-0	0	0-0	0-0	3	0
2016	3/0	0	1	1	0.5-5	0.5-5	0	0-0	0-0	0	0
TOTAL	43/18	27	25	52	3.5-12	0.5-5	1	0-0	1-0	5	1

2016 GAME-BY-GAME STATS

	GS	UA	A	ToT	TFL-YDS	SCK-YDS	FF	FR-YDS	INT-YDS	QBH	BRUP
LA TECH	1/0	0	0	0	0.0-0	0.0-0	0	0-0	0-0	0	0
at TCU	1/0	0	0	0	0.0-0	0.0-0	0	0-0	0-0	0	0
TSU	1/0	0	1	1	0.5-5	0.5-5	0	0-0	0-0	0	0
vs. TAMU											
ASU											
ALA											
MISS											
at AU											
UF											
LSU											
at MSU											
at MIZZ											
TOTAL	3/0	0	1	1	0.5-5	0.5-5	0	0-0	0-0	0	0

**DEATRICH WISE JR.**

Senior | Defensive Lineman

6-5 | 271

Carrollton, Texas | Hebron HS

48**QUICK HITS**

- SEC Defensive Lineman of the Week (Sept. 6).
- Named to the 2016 Bednarik Award, Nagurski Trophy, and 2016-17 Senior Bowl Watch Lists.
- Has recorded at least a half-sack in all three games this season.
- Has 9.0 sacks through his last eight games.
- Has at least a half-sack in each of his last seven regular-season contests.
- Moved into a tie for 11th all-time in school history with 15.0 career sacks.
- Has 4.5 sacks in Arkansas' last three road wins vs. ranked opponents.
- Had a career-high seven tackles and a half-sack vs. LA Tech.
- Seven stops in the season opener tied for second among SEC DL in the first week.
- Led the SEC in sacks during conference play (8.0) last season.
- Had 4.5 sacks against ranked opponents, good for second in the SEC and tied for sixth nationally.
- Led the SEC and tied for 10th nationally in sacks per game against ranked opponents (1.13)
- Paced the SEC and ranked second nationally in sacks during the month of November (7.0).

SINGLE-GAME CAREER HIGHS

Tackles7 vs. Mississippi State (11/21/15)
 Tackles For Loss2.5 at LSU (11/14/15)
 Sacks2.5 at LSU (11/14/15)
 Forced Fumbles1 (3x) last vs. Missouri (11/27/15)
 QB Hurries2 (2x) last vs. Missouri (11/27/15)

CAREER STATS

	GS	UA	A	ToT	TFL-YDS	SCK-YDS	FF	FR-YDS	INT-YDS	QBH	BRUP
2012	2/0	2	0	2	1.0-21	1.0-21	0	0-0	0-0	0	0
2013	12/1	6	11	17	3.0-17	2.0-16	0	1-0	0-0	2	0
2014	10/1	5	8	13	3.0-23	2.0-19	0	0-0	0-0	3	0
2015	13/0	17	14	31	10.5-52	8.0-43	3	0-0	0-0	5	3
2016	3/3	4	89	13	2.0-14	2.0-14	0	0-0	0-0	3	1
TOTAL	40/5	34	42	76	19.5-127	15.0-113	3	1-0	0-0	13	4

2016 GAME-BY-GAME STATS

	GS	UA	A	ToT	TFL-YDS	SCK-YDS	FF	FR-YDS	INT-YDS	QBH	BRUP
LA TECH	1/1	1	6	7	0.5-5	0.5-5	0	0-0	0-0	3	1
at TCU	1/1	2	2	4	1.0-4	1.0-4	0	0-0	0-0	0	0
TSU	1/1	1	1	2	0.5-5	0.5-5	0	0-0	0-0	0	0
vs. TAMU											
ASU											
ALA											
MISS											
at AU											
UF											
LSU											
at MSU											
at MIZZ											
TOTAL	3/3	4	9	13	2.0-14	2.0-14	0	0-0	0-0	3	1


► TEAM
Scored 70+ points

(73) vs. Nicholls (7) 2014

Scored 60+ points

(63) vs. UT Martin (28) 2015

Scored 50+ points

(50) vs. Mississippi State (51) 2015

Scored 40+ points

(42) vs. Texas State (3) 2016

Scored 40+ points in a half

(56, 1st) vs. Nicholls 2014

Scored 30+ points in a half

(35, 1st) vs. Texas State 2016

Scored 35+ points in a quarter

(35, 1st) vs. Nicholls 2014

Scored 28+ points in a quarter

(28, 2nd) vs. UT Martin 2015

Defeated a ranked opponent

#12 at TCU 2016

Defeated a ranked opponent on the road

#12 at TCU 2016

Defeated ranked opponents in consecutive games

at #19 Ole Miss; at #9 LSU 2015

Shut out an opponent

(30) vs. Ole Miss 2014

Had consecutive shutouts

(17) vs. LSU; (30) vs. Ole Miss 2014

Had consecutive SEC shutouts

(17) vs. LSU; (30) vs. Ole Miss 2014

Did not allow a touchdown

(3) vs. Texas State 2016

Was shut out

vs. Alabama (52) 2013

Totaled 600+ yards total offense

(605) at Ole Miss 2015

Totaled 500+ yards total offense

(569) vs. Kansas State 2015

Totaled 400+ yards total offense

(467) vs. Texas State 2016

Had 80+ total plays

(84) at Ole Miss 2015

Converted 30+ first downs

(30) vs. Kansas State 2015

Rushed for 400+ yards

(438) at Texas Tech 2014

Rushed for 300+ yards

(438) at Texas Tech 2014

Rushed 50+ times

(52) vs. Missouri 2015

Rushed for 5+ touchdowns

(5) vs. Kansas State 2015

Rushed for 4+ touchdowns

(5) vs. Kansas State 2015

Rushed for 3+ touchdowns

(3) vs. Texas State 2016

Passed for 500+ yards

(510) vs. Texas A&M 2011

Passed for 400-499 yards

(406) vs. Mississippi State 2015

Passed for 300-399 yards

(315) vs. Kansas State 2015

Passed for 250-299 yards

(271) at LSU 2015

Attempted 50+ passes

(53) vs. Toledo 2015

Completed 30+ passes

(30) vs. Mississippi State 2015

Threw 6+ touchdown passes

(7) vs. Mississippi State 2015

Threw 5+ touchdown passes

(7) vs. Mississippi State 2015

Threw 4+ touchdown passes

(7) vs. Mississippi State 2015

Threw 3+ touchdown passes

(3) at TCU 2016

Had 5+ fumbles

(5) at Texas A&M 2012

Had zero turnovers

at TCU 2016

Had 7+ turnovers

(7) vs. ULM 1997

100-yard rusher and 100-yard receiver

at Ole Miss 2015 (RUSH: A. Collins - 108; REC: D. Morgan - 122; D. Reed - 105)

200-yard rusher and 100-yard receiver

at South Carolina 2006 (RUSH: Darren McFadden - 219; REC: Marcus Monk - 192)

Two 100-yard rushers

at Tennessee 2015 (Alex Collins - 154; R. Williams III - 100)

Three 100-yard rushers

vs. North Texas 2007 (Darren McFadden - 138; Felix Jones - 132; Brandon Barnett - 105)

Two 100-yard receivers

at Ole Miss 2015 (D. Morgan - 122; D. Reed - 105)

Four different receivers caught touchdown passes

vs. Mississippi State 2015 (Jeremy Sprinkle, 3; Hunter Henry, 2; Drew Morgan, 1; Jared Cornelius, 1)

Scored on the first offensive play of the game

vs. Nicholls 2014 (Keon Hatcher 82 yard rush)

Returned a kickoff for TD

vs. Northern Illinois 2014 (Korliss Marshall - 97 yards)

Returned a game-opening kickoff for TD

vs. Northern Illinois 2014 (Korliss Marshall - 97 yards)

Returned a season-opening kickoff for TD

vs. Missouri State 2009 (Dennis Johnson - 91 yards)

Returned a punt for TD

vs. Kansas State 2011 (Joe Adams - 51 yards)

Returned two punts for TDs

vs. Missouri State 2011 (Joe Adams - 61 yards, 69 yards)

Returned an interception for a TD

vs. Texas State 2016 (Ryan Pulley - 25 yards)

Returned a fumble for a TD

vs. Texas 2014 (Taiwan Johnson - 0 yards)

Returned a blocked punt for a TD

vs. Eastern Michigan 2009 (Seth Armbrust - 1 yard)

Returned a blocked field goal for a TD

at Mississippi State 2004 (Pierre Brown - 76 yds)

Blocked a punt

at Alabama 2015 (Jeremy Sprinkle)

Blocked a field goal

vs. TCU 2016 (Dan Skipper)

Blocked a PAT

vs. Tulsa 2012 (DeQuinta Jones)

Missed a PAT

vs. Georgia 2014 (John Henson)

Had a punt blocked

vs. Toledo 2015 (Zach Quinn)

Did not punt

vs. South Carolina 2011

Had a field goal blocked

vs. Kansas State 2015 (Marquel Bryant)

Had a PAT blocked

vs. Georgia 2014

Held an opponent to less than 10 first downs

(8) vs. Texas State 2016

Intercepted 4+ passes

(4) vs. Mississippi State 2007

Intercepted 3+ passes

(3) vs. Ole Miss 2014

Intercepted 2+ passes

(2) vs. UT Martin 2015

Recovered 3+ fumbles

(3) vs. Ole Miss 2014

Recovered 2+ fumbles

(2) vs. Mississippi State 2015

Forced 6+ turnovers

(6) vs. Ole Miss 2014

Forced 5+ turnovers

(6) vs. Ole Miss 2014

Forced 4+ turnovers

(6) vs. Ole Miss 2014



Held an opponent to less than 300 yards

(105) vs. Texas State 2016

Held an opponent to less than 200 yards

(105) vs. Texas State 2016

Scored a safety

vs. Toledo 2015 (TEAM)

Scored on a fake punt

vs. Texas A&M 2014 (Sam Irwin-Hill - 51-yd. rush)

Scored on a fake field goal

vs. UAB 2014 (Tretola 6 yd. pass to D'Appollonio)

Scored a 2-point conversion

vs. TCU 2016 (A. Allen 3-yd rec. from K. Hatcher)

Committed 1 penalty or less

vs. Missouri 2015

► INDIVIDUAL

Had 400+ yards total offense in a game

(411) Brandon Allen vs. Mississippi State 2015 (5 rushing, 406 passing)

Had 300+ yards total offense in a game

(306) Brandon Allen vs. Kansas State 2015 (-9 rushing, 315 passing)

Was responsible for 5+ TDs in a game

(7) Brandon Allen vs. Mississippi State 2015 (7 pass)

Was responsible for 4+ TDs in a game

(7) Brandon Allen vs. Mississippi State 2015 (7 pass)

Was responsible for 3+ TDs in a game

(3) Austin Allen at TCU 2016 (3 pass)

Rushed 40+ times in a game

(40) DeCori Birmingham at Kentucky 2003

Rushed 30+ times in a game

(30) Alex Collins vs. Missouri 2015

Rushed for 200+ yards in a game

(212) Alex Collins at Texas Tech 2014

Rushed for 150+ yards in a game

(185) Alex Collins vs. Kansas State 2015

Rushed for 100+ yards in a game

(121) Rawleigh Williams vs. Texas State 2016

Rushed for 150+ yards in consecutive games

Alex Collins (170) vs. Texas Tech, (151) vs. Texas A&M, (154) at Tennessee 2015

Rushed for 100+ yards in consecutive games

Rawleigh Williams (137) at TCU, (121) vs. Texas State

Rushed for 5+ TDs in a game

(5) Alex Collins vs. UT Martin 2015

Rushed for 4+ TDs in a game

(5) Alex Collins vs. UT Martin 2015

Rushed for 3+ TDs in a game

(3) Alex Collins vs. Kansas State 2015

Passed for 500+ yards in a game

(510) Tyler Wilson vs. Texas A&M 2011

Passed for 400+ yards in a game

(406) Brandon Allen vs. Mississippi State 2015

Passed for 300+ yards in a game

(315) Brandon Allen vs. Kansas State 2015

Attempted 50+ passes in a game

(53) Brandon Allen vs. Toledo 2015

Attempted 40+ passes in a game

(43) Brandon Allen vs. Mississippi State 2015

Attempted 30+ passes in a game

(43) Brandon Allen vs. Mississippi State 2015

Had 300+ yards receiving in a game

(303) Cobi Hamilton vs. Rutgers 2012

Had 200+ yards receiving in a game

(303) Cobi Hamilton vs. Rutgers 2012

Had 150+ yards receiving in a game

(155) Drew Morgan vs. Texas A&M 2015

Had 100+ yards receiving in a game

(129) Hunter Henry vs. Mississippi State 2015

100+ receiving yards in consecutive games

Drew Morgan (155) vs. Texas A&M, (110) at Tennessee 2015

Caught 10+ passes in a game

(10) Cobi Hamilton vs. LSU 2012

Caught 10+ passes in consecutive games

Cobi Hamilton (12) vs. Ole Miss, (11) vs. Tulsa 2012

Caught 3+ TD passes in a game

(3) Jeremy Sprinkle vs. Mississippi State 2015

Caught 2+ TD passes in a game

(3) Jeremy Sprinkle, (2) Hunter Henry vs. Mississippi State 2015

Scored 15+ points kicking

(15) Todd Wright (4-4 FG, 3-4 PAT) vs. UTEP 1989

Kicked 5+ field goals in a game

(5) Kendall Trainor vs. Texas A&M 1988

Kicked 4+ field goals in a game

(4) Alex Tejada vs. Troy 2007

Made a 60-yard+ FG

(67) Steve Little vs. Texas 1977

Made a 50-yard+ FG

(54) Zach Hocker vs. Mississippi State 2013

Had an 80-yard+ punt

(83) Pete Raether vs. Louisiana-Lafayette 1991

Had a 70-yard+ punt

(79) Sam Irwin-Hill vs. South Carolina 2013

Intercepted 3+ passes in a game

(3) Michael Grant vs. ULM 2006

Intercepted 2+ passes in a game

(2) Tramain Thomas vs. Auburn 2011

Returned 2+ punts for TDs

(2) Joe Adams vs. Missouri State 2011 (61 yards, 69 yards)

Had a 90+ yard rush

(90) Jonathan Williams vs. Nicholls 2014

Had an 80+ yard rush

(80) Alex Collins at LSU 2015

Had a 70+ yard rush

(80) Alex Collins at LSU 2015

Had a 60+ yard rush

(80) Alex Collins and (69) Jared Cornelius at LSU 2015

Had a 90+ yard pass

(92) Matt Jones to Richard Smith at Tennessee 2002

Had an 80+ yard pass

(80) Tyler Wilson to Cobi Hamilton vs. Rutgers 2012

Had a 70+ yard pass

(73) Austin Allen to Keon Hatcher vs. Texas State 2016

Had two 80+ yard passes

(85) Ryan Mallett to Cobi Hamilton, (80) Ryan Mallett to Cobi Hamilton vs. LSU 2010

Had two 70+ yard passes

(77) Tyler Wilson to Jonathan Williams, (74) Tyler Wilson to Jonathan Williams vs. Kentucky 2012


► TEAM
Failed to score a TD

Texas State 2016

Had 30+ first downs

(32) Mississippi State 2015

300+ yards rushing

(302) Auburn 2014

50+ rushing attempts

(52) Auburn 2015

400+ yards passing

(508) Mississippi State 2015

300+ yards passing

(377) TCU 2016

250+ yards passing

(377) TCU 2016

50+ pass attempts

(58) TCU 2016

30+ pass completions

(58) TCU 2016

4+ touchdown passes

(5) Mississippi State 2015

3+ touchdown passes

(5) Mississippi State 2015

500+ yards total offense

(572) TCU 2016

80+ total plays

(90) TCU 2016

70+ points

(70) Southern California 2005

60+ points

(65) Auburn 2010

50+ points

(51) Mississippi State 2015

40+ points

(51) Mississippi State 2015

No turnovers

Ole Miss 2015

5+ Fumbles

(5) Kentucky (lost 2) 2008

100-yard+ rusher and 100-yard+ receiver

Ole Miss 2015 (RUSH: Chad Kelly, 110 yards; REC: Laquon Treadwell, 132 yards)

Returned a kickoff for TD

Tennessee 2015 (Evan Berry - 96 yards)

Returned a punt for TD

Rutgers 2013 (Janarion Grant - 58 yards)

Returned an interception for a TD

Auburn 2014 (Jermaine Whitehead - 33 yards)

Returned 2+ interceptions for TDs

(2) Alabama 2008 (Javier Arenas - 63 yards, Justin Woodall - 74 yards)

Returned a fumble for a TD

Georgia 2014 (Dominick Sanders - 54 yards)

Returned a blocked punt for a TD

Kentucky 2003 (Andrew Hopewell, six yards)

Blocked a punt

Toledo 2015 (Zach Quinn)

Blocked a field goal

Kansas State 2015 (Marquel Bryant)

Had a field goal blocked

TCU 2016

Had a punt blocked

Alabama 2015

Missed a PAT

Mississippi State 2015

Missed two PATs

Tulsa 2012

Had PAT blocked

Tulsa 2012

Intercepted 3+ passes

(3) Alabama 2010

Scored a safety

Auburn 2008

Scored a 2-point conversion

Auburn 2015

► INDIVIDUAL
Rushed 35+ times in a game

(37) Peyton Barber (Auburn) 2015

Rushed 30+ times in a game

(37) Peyton Barber (Auburn) 2015

Rushed for 200+ yards in a game

(202) Nick Chubb (Georgia) 2014

Rushed for 150+ yards in a game

(202) Nick Chubb (Georgia) 2014

Rushed for 3+ touchdowns in a game

(3) Chad Kelly (Ole Miss) 2015

Passed for 500+ yards in a game

(508) Dak Prescott (Mississippi State) 2015

Passed for 400+ yards in a game

(508) Dak Prescott (Mississippi State) 2015

Passed for 300+ yards in a game

(377) Kenny Hill (TCU) 2016

Attempted 60+ passes in a game

(67) Kolton Browning (ULM) 2012

Attempted 50+ passes in a game

(56) Kenny Hill (TCU) 2016

Attempted 40+ passes in a game

(56) Kenny Hill (TCU) 2016

Threw 5+ TDs in a game

(5) Dak Prescott (Mississippi State) 2015

Threw 4+ TDs in a game

(5) Dak Prescott (Mississippi State) 2015

Threw 3+ TDs in game

(5) Dak Prescott (Mississippi State) 2015

Had 400+ yards total offense in a game

(470) Kenny Hill (TCU) 2016 (PASS: 377; RUSH: 93)

Had 300+ yards total offense in a game

(470) Kenny Hill (TCU) 2016 (PASS: 377; RUSH: 93)

Had 200+ yards receiving in a game

(208) Jamayel Smith (Mississippi State) 2007

Had 150+ yards receiving in a game

(154) Fred Ross (Mississippi State) 2015

Had 100+ yards receiving in a game

(126) KaVontae Turpin (TCU) 2016

Caught 15+ passes in a game

(17) Willie Gosha (Auburn) 1995

Caught 10+ passes in a game

(10) Fred Ross, (10) De'Runnya Wilson (Mississippi State) 2012

Caught 3+ TD passes in a game

(3) Jamie Armstrong (Ole Miss) 2001

Caught 2+ TD passes in a game

(2) Fred Ross (Mississippi State) 2015

Made 4+ field goals in a game

(4) Josh Jasper (LSU) 2009

Made a 50+ yard field goal

(52) Andrew Baggett (Missouri) 2014

Had an 80+ yard punt

(82) Derek Helton (LSU) 2010

Had a 70+ yard punt

(72) Jordan Chiles (Missouri State) 2011

Intercepted 2+ passes in a game

(2) Steven Terrell (Texas A&M) 2012

Had a 90+ yard run

(97) John Avery (Ole Miss) 1997

Had an 80+ yard run

(80) Derrick Henry (Alabama) 2013

Had a 70+ yard run

(80) Derrick Henry (Alabama) 2013

Had a 90+ yard pass

(99) Gino Toretta to Horace Copeland (Miami [Fla.]) 1991

Had an 80+ yard pass

(81) Jake Coker to Calvin Ridley (Alabama) 2015

Had a 70+ yard pass

(81) Jake Coker to Calvin Ridley (Alabama) 2015



GAME NOTES

GAME	FINAL SCORE	SCORE BY QUARTER				FIRST DOWNS				RUSHING			PASSING			TOTAL OFFENSE		PUNTING	FUMBLES	PENALTY	THIRD DOWNS	TOTAL TOP
		1	2	3	4(OT)	RU	PA	PN	TOT	ATT	YDS	TD	C-A-I	YDS	TD	ATT	YDS	NO-AVG	NO-LOST	NO-YDS		
LA Tech	20	7	7	6	0	5	10	1	16	23	79	2	19-31-1	212	0	54	291	3-38.3	1-0	3-20	5-11	23:19
Arkansas	21	7	7	0	7	8	12	1	21	40	106	1	20-29-2	191	2	69	297	4-47.5	1-0	4-35	3-12	36:41
Arkansas	41	3	10	7	21	9	11	0	20	43	180	1	17-29-0	223	3	72	403	6-50.7	0-0	5-45	7-16	33:07
TCU	38	0	0	7	31	6	19	0	25	32	195	4	36-58-1	377	1	90	572	5-39.8	1-1	9-95	12-19	26:53
Texas State	3	0	0	3	0	5	3	0	8	26	22	0	11-26-1	83	0	52	105	8-45.6	0-0	5-45	3-14	20:31
Arkansas	42	14	21	7	0	15	9	2	26	44	233	2	16-22-0	241	2	66	467	4-43.5	1-1	7-40	4-9	34:29

► GAME-BY-GAME OFFENSIVE STARTERS

OPPONENT	LT	LG	C	RG	RT	TE	TE/WR/FB	QB	RB	WR	WR
LA Tech	Skipper	Froholdt	Ragnow	Raulerson	C. Jackson	Sprinkle	J. Cornelius (WR)	A. Allen	R. Williams	Hollister	Morgan
TCU	Skipper	Froholdt	Ragnow	Raulerson	C. Jackson	Sprinkle	H. Johnson (FB)	A. Allen	R. Williams	Reed	Morgan
Texas State	Skipper	Froholdt	Raulerson	Ragnow	C. Jackson	Sprinkle	H. Johnson (FB)	A. Allen	R. Williams	Reed	Hatcher

► GAME-BY-GAME DEFENSIVE STARTERS

OPPONENT	DE	DT	DT	DE	SLB/CB	MLB	WLB	CB	FS	SS	CB
LA Tech	Roesler	T. Johnson	J. Ledbetter	Wise	K. Richardson (CB)	Ellis	Greenlaw	Collins	Liddell	S. Ramirez	Toliver
TCU	Beanum	T. Johnson	J. Ledbetter	Wise	Pulley (CB)	Ellis	Greenlaw	Collins	Liddell	S. Ramirez	Toliver
Texas State	Beanum	T. Johnson	J. Ledbetter	Wise	Pulley (CB)	Ellis	Greenlaw	Collins	Liddell	S. Ramirez	Toliver

► SEASON/CAREER STARTS

OFFENSE	2016	2015	2014	2013	2012	TOT	CONS
Austin Allen, QB, Jr.	3	-	-	-	-	3	3
Anthony Antwine, WR, Jr.	-	1	-	-	-	1	0
Jared Cornelius, WR, Jr.	1	6	-	-	-	7	0
Hjalte Froholdt, OL, So.	3	-	-	-	-	3	3
Keon Hatcher, WR, Sr.	1	2	11	6	-	20	1
Cody Hollister, WR, Sr.	1	1	7	-	-	9	0
Colton Jackson, OL, R-Fr.	3	-	-	-	-	3	3
Kendrick Jackson, FB, So.	-	1	-	-	-	1	0
Hayden Johnson, FB, Fr.	2	-	-	-	-	2	2
Damon Mitchell, WR, Jr.	-	1	-	-	-	1	0
Drew Morgan, WR, Sr.	2	10	-	-	-	12	0
Frank Ragnow, OL, Jr.	3	13	-	-	-	16	16
Jake Raulerson, OL, Jr.	3	-	-	-	-	3	3
Dominique Reed, WR, Sr.	2	6	-	-	-	8	2
Luke Rossi, WR, So.	-	1	-	-	-	1	0
Dan Skipper, OL, Sr.	3	13	13	8	-	37	37
Jeremy Sprinkle, TE, Sr.	3	7	-	2	-	12	3
Kody Walker, RB, Sr.	-	1	1	-	1	3	0
Rawleigh Williams, RB, So.	3	-	-	-	-	3	3

DEFENSE	2016	2015	2014	2013	TOT	CONS
Tevin Beanum, DL, Jr.	2	8	-	-	10	2
Jared Collins, DB, Sr.	3	13	12	2	30	26
DJ Dean, DB, Sr.	-	8	7	1	16	0
Brooks Ellis, LB, Sr.	3	13	11	4	31	21
Dwayne Eugene, LB, Jr.	-	1	-	-	1	0
Dre Greenlaw, LB, So.	3	11	-	-	14	14
Khalia Hackett, LB, Jr.	-	1	-	-	1	0
Taiwan Johnson, DL, Sr.	3	13	13	-	29	29
Jeremiah Ledbetter, DL, Sr.	3	12	-	-	15	15
Brandon Lewis, DL, Sr.	-	-	-	1	1	0
Josh Liddell, DB, Jr.	3	10	2	-	15	10
Ryan Pulley, DB, So.	2	1	-	-	3	2
Santos Ramirez, DB, So.	3	3	-	-	6	3
Kevin Richardson, DB, Jr.	1	5	-	-	6	0
Karl Roesler, DL, Jr.	1	-	-	-	1	0
Henre' Toliver, DB, Jr.	3	10	4	-	17	7
Josh Williams, LB, Sr.	-	2	2	-	4	0
Deatrich Wise Jr., DL, Sr.	3	-	1	1	5	3
JaMichael Winston, DL, Sr.	-	6	12	-	18	0



► ARKANSAS SCORING DRIVES

Opponent	No. of Plays	Total Yards	Drive Time	Type of Score	Score Qtr/Time	Drive Start	Scoring Play
LA Tech	11	75	6:19	TD	1st/2:52	AR 25	R. Williams 6-yd rush
LA Tech	9	63	4:04	TD	2nd/7:01	AR 37	J. Cornelius 13-yd rec.
LA Tech	13	77	7:37	TD	4th/6:37	AR 23	Sprinkle 4-yd rec.
TCU	8	55	3:20	FG	1st/11:40	AR 25	Hedlund 38-yd field goal
TCU	13	56	6:37	FG	2nd/12:07	AR 35	Hedlund 27-yd field goal
TCU	0	0	-	TD	2nd/10:09	TCU 00	Ellis 47-yd interception ret.
TCU	6	63	3:52	TD	3rd/4:27	AR 37	Morgan 13-yd rec.
TCU	4	58	0:56	TD	4th/1:03	AR 42	Hatcher 16-yd rec.
TCU	3	25	-	TD	10T	TCU 25	Sprinkle 19-yd rec.
TCU	4	25	-	TD	20T	TCU 25	A. Allen 5-yd rush
Texas State	10	82	5:45	TD	1st/9:15	AR 18	Hatcher 9-yd rec.
Texas State	5	87	2:20	TD	1st/4:36	AR 13	K. Walker 1-yd rush
Texas State	0	0	-	TD	2nd/11:31	TXST 00	Pulley 25-yd interception ret.
Texas State	7	50	4:03	TD	2nd/5:22	AR 50	Sprinkle 10-yd rec.
Texas State	8	93	1:57	TD	2nd/0:44	AR 7	R. Williams 1-yd rush
Texas State	3	42	8:54	TD	3rd/1:02	AR 18	R. Williams 15-yd rush

► OPPONENT SCORING DRIVES

Opponent	No. of Plays	Total Yards	Drive Time	Type of Score	Score Qtr/Time	Drive Start	Scoring Play
LA Tech	8	62	2:31	TD	1st/9:11	LATECH 38	J. Smith 9-yd rush
LA Tech	7	48	2:48	TD	2nd/1:40	AR 48	J. Craft 1-yd rush
LA Tech	8	38	3:45	FG	3rd/11:15	LATECH 36	J. Barnes 43-yd field goal
LA Tech	9	63	4:12	FG	3rd/4:58	LATECH 34	J. Barnes 20-yd field goal
TCU	9	84	2:55	TD	3rd/14:53	TCU 16	Hicks 9-yd rush
TCU	7	80	1:46	TD	4th/9:44	TCU 20	Hill 1-yd rush
TCU	2	50	0:32	TD	4th/7:15	TCU 50	Hicks 7-yd rush
TCU	8	50	3:59	TD	4th/2:05	TCU 50	Hill 5-yd rush
TCU	5	25	-	TD	10T	AR 25	Williams 13-yd rec.
TCU	4	5	-	FG	20T	AR 25	Graf 37-yd field goal
Texas State	3	35	5:04	FG	3rd/9:56	TXST 25	Sherman 39-yd field goal

► SCORING DRIVE ANALYSIS

YARDAGE	ARKANSAS		OPPONENTS	
	TD	FG	TD	FG
No Drive	2	--	--	--
Negative Yds.	--	--	--	--
0-9	--	--	--	--
10-19	--	--	--	--
20-29	2	--	1	-1
30-39	--	--	--	1
40-49	--	--	1	--
50-59	2	2	2	1
60-69	2	--	1	1
70-79	2	--	--	--
80-89	3	--	2	--
90-99	1	--	--	--
TOTALS	14	2	7	4

► GAME-OPENING DRIVES

OPPONENT	ARKANSAS			OPPONENTS		
	PTS	1STD	YDS	PTS	1STD	YDS
LA Tech	0	2	18	7	3	62
TCU	3	2	55	0	3	71
Texas State	7	6	82	0	1	18
TOTALS	10	10	155	7	7	151

► SECOND-HALF OPENING DRIVES

OPPONENT	ARKANSAS			OPPONENTS		
	PTS	1STD	YDS	PTS	1STD	YDS
LA Tech	0	0	-15	3	2	38
TCU	0	0	9	7	3	84
Texas State	7	6	82	3	4	53
TOTALS	7	6	78	13	9	175



► DRIVE SUPERLATIVES

	ARKANSAS	OPPONENTS
Most Plays/Result	15 vs. Texas State/Touchdown	16 vs. Texas State/Field Goal
Most Yards/Result	87 vs. Texas State/Touchdown	84 at TCU/Touchdown
Most Time/Result	8:54 vs. Texas State/Touchdown	5:04 vs. Texas State/Field Goal

► THREE-AND-OUTS

	ARKANSAS	OPPONENTS
	THREE-AND-OUTS/DRIVES	THREE-AND-OUTS/DRIVES
LA Tech	2/11	2/10
TCU	4/15	1/15
Texas State	2/11	7/11
TOTAL	8/37	10/36

► SPECIAL TEAMS TACKLES

	TOTAL	KO	PUNT
Ryder Lucas	3	3	0
Santos Ramirez	2	1	1
Khalia Hackett	2	2	0
Byron Keaton	2	2	0
Matt Emrich	2	0	2
Henre' Toliver	2	1	1
Jared Collins	2	2	0
Josh Harris	2	2	0
Toby Baker	1	0	1
Austin Cantrell	1	0	1
Adam McFain	1	1	0
Dwayne Eugene	1	1	0
TOTAL	21	15	6

► NON-OFFENSIVE SCORES

ARKANSAS (2)	OPPONENTS (0)
Brooks Ellis 47-yd int. return (at TCU)	
Ryan Pulley 25-yd int. return (Texas State)	



► ARKANSAS 20-YARD PLUS PLAYS

YARDS	TYPE	PLAYER(S)	OPPONENT
79	Pass	Keon Hatcher from Austin Allen	Texas State
*47	INT	Brooks Ellis	TCU
37	Rush	R. Williams	TCU
32	Pass	Dominique Reed from Austin Allen	Texas State
*25	INT	Ryan Pulley	Texas State
25	Pass	Jeremy Sprinkle from Austin Allen	TCU
25	KR	Dominique Reed	LA Tech
24	Pass	Drew Morgan from Austin Allen	TCU
24	Pass	Drew Morgan from Austin Allen	TCU
22	KR	Dominique Reed	TCU
22	Rush	R. Williams	TCU
21	KR	Dominique Reed	TCU

* touchdown scored on play

► ARKANSAS LONG PLAYS BY YARDS

	NO	TD
100+	0	0
90-99	0	0
80-89	0	0
70-79	1	0
60-69	0	0
50-59	0	0
40-49	1	1
30-39	2	0
20-29	8	1
TOTAL	12	2

► ARKANSAS LONG PLAYS BY TYPE

	NO	TD
Rushing	2	0
Passing	5	0
Punt returns	0	0
Kick returns	3	0
Interceptions	2	2
Fumble returns	0	0
Other	0	0
TOTAL	12	2

► ARKANSAS 20-YARD PLUS PLAYS BY PLAYER

PLAYER	NO.	TD	R	P	KR	PR	IR	FR
Dominique Reed	4	0	0	1	3	0	0	0
R. Williams	2	0	2	0	0	0	0	0
Drew Morgan	2	0	0	2	0	0	0	0
Brooks Ellis	1	1	0	0	0	0	1	0
Jeremy Sprinkle	1	0	0	1	0	0	0	0
Keon Hatcher	1	0	0	1	0	0	0	0
TOTAL	12	2	2	5	3	0	2	0

► ARKANSAS LONGEST PLAYS OF THE YEAR

TYPE	YDS	PLAY
Rushing	37	R. Williams vs TCU (9/10/2016)
Rushing Touchdown	15	Rawleigh Williams vs Texas State (9/17/2016)
Passing	73	Keon Hatcher from Austin Allen vs. Texas State (9/17/2016)
Passing Touchdown	19	Jeremy Sprinkle from Austin Allen vs TCU (9/10/2016)
Punt Return	19	Jared Cornelius vs TCU (9/10/2016)
Kick Return	25	Dominique Reed vs LA Tech (9/3/2016)
Interception Return	47	Brooks Ellis vs TCU (9/10/2016)
Fumble Return	-	-
Punt	59	Toby Baker vs TCU (9/10/2016)
Field Goal	38	Cole Hedlund vs TCU (9/10/2016)



► GAME 1

LOUISIANA TECH (0-1).....	20
ARKANSAS (1-0)	21

September 3, 2016 | Fayetteville, Ark.

Donald W. Reynolds Razorback Stadium | Attendance: 69,132

TV: SEC Network > Beth Mowins (PBP), Anthony Becht (Anayst), Rocky Boiman (Sideline)

LA TECH

RUSHING	Att.	Gain	Lost	Net	TD	Long	Avg.
Jarred Craft	12	68	0	68	1	31	5.7
J'Mar Smith	9	30	20	10	1	9	1.1
Boston Scott	1	2	0	2	0	2	2.0
C. Henderson	1	0	1	-1	0	0	-1.0

PASSING	Comp.	Att.	Yds	TD	Int	Long	Sack
J'Mar Smith	19	31	212	0	1	26	3

RECEIVING	No.	Yds	TD	Long
Trent Taylor	8	78	0	19
C. Henderson	6	71	0	24
Marcus Gaines	2	31	0	24
Jarred Craft	2	28	0	26
Conner Smith	1	4	0	4

PUNTING	No.	Yds	Avg.	Long	I20	50+
Gerald Shouse	3	115	38.3	49	0	0

FIELD GOALS	Made	Att.	Long	Kicks
J. Barnes	2	4	43	Missed 54, Made 43, Made 20, Missed 39

ARKANSAS

RUSHING	Att.	Gain	Lost	Net	TD	Long	Avg.
R. Williams	24	102	6	96	1	14	4.0
Kody Walker	6	24	0	24	0	7	4.0
Jared Cornelius	3	13	0	13	0	8	4.3
Devwah Whaley	2	3	2	1	0	3	0.5
Team	1	0	2	-2	0	0	-2.0
Austin Allen	4	0	26	-26	0	0	-6.5

PASSING	Comp.	Att.	Yds	TD	Int	Long	Sack
Austin Allen	20	29	191	2	2	18	4

RECEIVING	No.	Yds	TD	Long
Keon Hatcher	6	86	0	18
Drew Morgan	5	47	0	18
Jeremy Sprinkle	3	19	1	12
R. Williams	3	15	0	16
Jared Cornelius	1	13	1	13
Dominique Reed	1	6	0	6
Austin Cantrell	1	5	0	5

PUNTING	No.	Yds	Avg.	Long	I20	50+
Toby Baker	4	190	47.5	55	1	2

FIELD GOALS	Made	Att.	Long	Kicks
--				



In his first game action since suffering a season-ending neck injury in 2015, sophomore **RB RAWLEIGH WILLIAMS III** scored Arkansas' first touchdown of the season and went on to rush for a game-high 96 yards on a then career-best 24 carries.

► SCORING SUMMARY

	1st	2nd	3rd	4th	Final
Louisiana Tech	7	7	6	0	20
Arkansas	7	7	0	7	21

	Qtr.	Time	Scoring Play
LA Tech	1st	9:11	J'Mar Smith 9 yd run (J. Barnes Kick)
Arkansas	1st	2:52	R. Williams 6 yd run (Hedlund Kick)
Arkansas	2nd	7:01	J. Cornelius 13 yd pass from Allen (Hedlund Kick)
LA Tech	2nd	1:40	Jarred Craft 1 yd run (J. Barnes Kick)
LA Tech	3rd	11:14	J. Barnes 43 yd field goal
LA Tech	3rd	4:58	J. Barnes 20 yd field goal
Arkansas	4th	6:37	J. Sprinkle 4 yd pass from Allen (Hedlund Kick)

► TEAM STATS

	LA TECH	ARKANSAS
FIRST DOWNS	16	21
RUSHES-YARDS (NET)	23-79	40-106
PASSING YDS (NET)	212	191
Comp-Passes Att-Int	19-31-1	20-29-2
TOTAL OFFENSE PLAYS-YARDS	54-291	69-297
Fumble Returns-Yards	0-0	0-0
Punt Returns-Yards	2-39	1-0
Kickoff Returns-Yards	3-84	2-42
Interception Returns-Yards	2-34	1-3
Punts (Number-Avg)	3-38.3	4-47.5
Fumbles-Lost	1-0	1-0
Penalties-Yards	3-20	4-35
Possession Time	23:19	36:41
Third-Down Conversions	5 of 11	3 of 12
Fourth-Down Conversions	0 of 0	3 of 3
Red-Zone Scores-Chances	3-3	3-4
Sacks By: Number-Yards	4-26	3-20



► GAME 2

ARKANSAS (2-0) 41

NO. 15/12 TCU (1-1) 38

September 10, 2016 | Fort Worth, Texas

Amon G. Carter Stadium | Attendance: 48,091

TV: ESPN > Joe Tessitore (PBP), Todd Blackledge (Analyst), Holly Rowe (Sideline)

ARKANSAS

RUSHING	Att.	Gain	Lost	Net	TD	Long	Avg.
R. Williams	28	146	0	137	0	37	4.9
Kody Walker	7	20	1	19	0	6	2.7
Dominique Reed	2	18	0	18	0	15	9.0
Devwah Whaley	2	5	0	5	0	5	2.5
Austin Allen	3	8	6	2	1	5	0.7
Team	1	0	1	-1	0	0	-1.0

PASSING	Comp.	Att.	Yds	TD	Int	Long	Sack
Austin Allen	17	29	233	3	0	25	1

RECEIVING	No.	Yds	TD	Long
Drew Morgan	7	93	1	24
Jeremy Sprinkle	3	58	1	25
Keon Hatcher	2	22	1	16
Jared Cornelius	2	17	0	17
Hayden Johnson	1	18	0	18
Dominique Reed	1	11	0	11
Austin Cantrell	1	4	0	4

PUNTING	No.	Yds	Avg.	Long	I20	50+
Toby Baker	6	304	50.7	59	1	5

FIELD GOALS	Made	Att.	Long	Kicks
Cole Hedlund	2	3	38	Made 38, Made 27, Missed 22

TCU

RUSHING	Att.	Gain	Lost	Net	TD	Long	Avg.
Kenny Hill	15	111	18	93	2	26	6.2
Kyle Hicks	11	49	0	49	2	9	4.5
Derrick Green	5	31	0	31	0	14	6.2
Deante Gray	1	22	0	22	0	19	22.0

PASSING	Comp.	Att.	Yds	TD	Int	Long	Sack
Kenny Hill	36	56	377	1	1	57	3
Team	0	2	0	0	0	0	0

RECEIVING	No.	Yds	TD	Long
Kyle Hicks	8	92	0	31
K. Turpin	7	126	0	57
Ty Slanina	7	75	0	18
Desmon White	5	16	0	5
Deante Gray	3	17	0	9
Emanuel Porter	2	10	0	14
John Diarse	1	18	0	18
Taj Williams	1	13	1	13
Daniel Walsh	1	7	0	7
Sewo Olonilu	1	3	0	3

PUNTING	No.	Yds	Avg.	Long	I20	50+
Adam Nunez	5	199	39.8	49	1	0

FIELD GOALS	Made	Att.	Long	Kicks
Ryan Graf	1	2	37	Missed 28, Made 37



Senior **LB BROOKS ELLIS'** 47-yard interception return for a touchdown gave Arkansas a 13-0 lead at the half. Ellis finished with 13 stops, including a career-high three for loss, and had at least one tackle in eight of TCU's first nine drives.

► SCORING SUMMARY

	1st	2nd	3rd	4th	OT1	OT2	Final
Arkansas	3	10	7	8	7	6	41
TCU	0	0	7	21	7	3	38

	Qtr.	Time	Scoring Play
Arkansas	1st	11:40	Cole Hedlund 38 yd field goal
Arkansas	2nd	12:07	Cole Hedlund 27 yd field goal
Arkansas	2nd	10:09	Brooks Ellis 47 yd interception return (Hedlund Kick)
TCU	3rd	11:58	Kyle Hicks 9 yd run (Graf Kick)
Arkansas	3rd	4:27	Drew Morgan 13 yd pass from Allen (Hedlund Kick)
TCU	4th	9:44	Kenny Hill 1 yd run (Graf Kick)
TCU	4th	7:15	Kyle Hicks 7 yd run (Graf Kick)
TCU	4th	2:05	Kenny Hill 5 yd run (Graf Kick)
Arkansas	4th	1:03	Keon Hatcher 16 yard pass from Allen (2PT)
Arkansas	OT	15:00	Jeremy Sprinkle 19 yd pass from Allen (Hedlund Kick)
TCU	OT	15:00	Taj Williams 13 yd pass from Hill (Graf Kick)
TCU	OT	15:00	Graf 37 yd field goal
Arkansas	OT	15:00	Austin Allen 5 yd run

► TEAM STATS

	ARKANSAS	TCU
FIRST DOWNS	20	25
RUSHES-YARDS (NET)	43-180	32-195
PASSING YDS (NET)	223	377
Comp-Passes Att-Int	17-29-0	36-58-1
TOTAL OFFENSE PLAYS-YARDS	72-403	90-572
Fumble Returns-Yards	0-0	0-0
Punt Returns-Yards	2-35	2-33
Kickoff Returns-Yards	4-77	5-155
Interception Returns-Yards	1-47	0-0
Punts (Number-Avg)	6-50.7	5-39.8
Fumbles-Lost	0-0	1-1
Penalties-Yards	5-45	9-95
Possession Time	33:07	26:53
Third-Down Conversions	7 of 16	12 of 19
Fourth-Down Conversions	0 of 0	1 of 1
Red-Zone Scores-Chances	6-7	6-7
Sacks By: Number-Yards	3-18	1-6



► GAME 3

TEXAS STATE (1-1)3
NO. 24 ARKANSAS (3-0)42

September 17, 2016 | Fayetteville, Ark.

Donald W. Reynolds Razorback Stadium | Attendance: 69,132

TV: SECN Alt. > Roy Philpott (PBP), Clint Stoerner (Anayst), Dawn Davenport (Sideline)

TEXAS STATE

RUSHING	Att.	Gain	Lost	Net	TD	Long	Avg.
S. Mayberry	10	34	0	34	0	6	3.4
Eddie Printz	2	19	0	19	0	13	9.5
J. Worrell	4	2	0	2	0	2	0.5
Tyler Jones	10	8	41	-33	0	4	-3.3

PASSING	Comp.	Att.	Yds	TD	Int	Long	Sack
Tyler Jones	11	26	83	0	1	24	4

RECEIVING	No.	Yds	TD	Long
S. Mayberry	3	13	0	6
T. Morbley	2	19	0	10
Gabe Schrade	2	12	0	8
Tyler Watts	2	6	0	4
Elijah King	1	24	0	24
Eric Luna	1	9	0	9

PUNTING	No.	Yds	Avg.	Long	I20	50+
Lumi Kaba	8	365	45.6	57	4	3

FIELD GOALS	Made	Att.	Long	Kicks
James Sherman	1	1	39	Made 39

ARKANSAS

RUSHING	Att.	Gain	Lost	Net	TD	Long	Avg.
R. Williams	19	122	1	121	2	18	6.4
Devwah Whaley	11	50	0	50	0	9	4.5
Kody Walker	7	23	0	23	1	12	3.3
Dominique Reed	1	15	0	15	0	15	15.0
Austin Allen	4	21	6	15	0	8	3.8
Damon Mitchell	2	2	0	2	0	2	1.0

PASSING	Comp.	Att.	Yds	TD	Int	Long	Sack
Austin Allen	16	21	241	2	0	73	1
Ty Storey	0	1	0	0	0	0	0

RECEIVING	No.	Yds	TD	Long
Keon Hatcher	3	96	1	73
Cody Hollister	3	38	0	19
Drew Morgan	3	28	0	15
Jeremy Sprinkle	3	20	1	10
Dominique Reed	2	36	0	32
Austin Cantrell	1	12	0	12
Kody Walker	1	11	0	11

PUNTING	No.	Yds	Avg.	Long	I20	50+
Toby Baker	2	80	40.0	50	2	1
Blake Johnson	2	94	47.0	48	1	0

FIELD GOALS	Made	Att.	Long	Kicks
--				



Junior **JEREMIAH LEDBETTER** recorded 1.5 sacks to help Arkansas limit Texas State to just 105 total yards, including 22 on the ground. The Bobcats had just one first down in their first seven possessions, as the Razorbacks took a 35-0 lead into the half.

► SCORING SUMMARY

	1st	2nd	3rd	4th	Final
Texas State	0	0	3	0	3
Arkansas	14	21	7	0	42

	Qtr.	Time	Scoring Play
Arkansas	1st	9:15	Keon Hatcher 9 yd pass from Allen (Hedlund Kick)
Arkansas	1st	4:36	Kody Walker 1 yd run (Hedlund Kick)
Arkansas	2nd	11:31	Ryan Pulley 25 yd interception return (Hedlund Kick)
Arkansas	2nd	5:22	J. Sprinkle 10 yd pass from Allen (Hedlund Kick)
Arkansas	2nd	0:44	R. Williams 1 yd run (Hedlund Kick)
Texas State	3rd	9:56	James Sherman 39 yd field goal
Arkansas	3rd	1:02	R. Williams 15 yd run (Hedlund Kick)

► TEAM STATS

	TEXAS STATE	ARKANSAS
FIRST DOWNS	8	26
RUSHES-YARDS (NET)	26-22	44-226
PASSING YDS (NET)	83	241
Comp-Passes Att-Int	11-26-1	16-22-0
TOTAL OFFENSE PLAYS-YARDS	52-105	66-467
Fumble Returns-Yards	0-0	0-0
Punt Returns-Yards	1-1	2-1
Kickoff Returns-Yards	3-53	2-26
Interception Returns-Yards	0-0	1-25
Punts (Number-Avg)	8-45.6	4-43.5
Fumbles-Lost	0-0	1-1
Penalties-Yards	5-45	7-40
Possession Time	20:31	34:29
Third-Down Conversions	3 of 14	4 of 9
Fourth-Down Conversions	1 of 1	1 of 1
Red-Zone Scores-Chances	1-1	5-5
Sacks By: Number-Yards	1-6	4-40



WEEKLY MEDIA SCHEDULE: TEXAS A&M WEEK

19 MON	20 TUE	21 WED	22 THU	23 FRI	24 SAT	25 SUN
Press Conference Noon - Coach Bielema 12:30 - Dan Enos 12:45 - Robb Smith	Post Practice Media Select defensive student-athletes and assistant coaches. (Approx. 6:30 p.m.)	SEC Teleconference 10 a.m. - 12:10 p.m. 11 a.m. - Coach Bielema Post Practice Media Select offensive student-athletes and assistant coaches. (Approx. 6:30 p.m.)	No media availability Radio Show 7 p.m. - On the Air with Bret Bielema Guests: Defensive linemen Taiwan Johnson and Deatrich Wise Jr.	No media availability	Game #2 vs. No. 10 Texas A&M Kickoff - 8 p.m. CT TV - ESPN Post Game Coach Bielema and select student-athletes will be available following the game in the NFL visiting media room.	No media availability

► ARKANSAS COMMUNICATIONS



PATRICK PIERSON
 Assistant AD/Communications
 Cell 479-387-8569
 Email pspierso@uark.edu
 Twitter @Pierson_SID



BRANDON LANGLOIS
 Communications Assistant
 Cell 601-405-5650
 Email langlois@uark.edu
 Twitter @BMLanglois



JOHN THOMAS
 Assistant Communications Dir.
 Cell 479-313-2564
 Email jfthomas@uark.edu
 Twitter @John__Thomas

Office: 479-575-2751

Fax: 479-575-7481

Fayetteville Press Box: (479) 575-6622

Little Rock Press Box: (501) 663-0514

GAME CREDENTIAL REQUESTS

All requests for media and/or photo credentials must be made online at www.SportsSystems.com/Arkansas. Requests should be made at least two weeks in advance.

Credentials will not be mailed. They may be picked up beginning three prior to kickoff at the media will call station at the base of the elevator at both Donald W. Reynolds Razorback Stadium in Fayetteville and War Memorial Stadium in Little Rock. Photo identification is required when picking up credentials.

ARKANSAS FTP SITE

An FTP site is available for members of the media. For more information concerning the FTP site, contact Michelle Glover (miglover@uark.edu).

CollegePressBox.com

CollegePressBox.com is the official media website for SEC football. Access and download weekly game notes, quotes, statistics, media guides, headshots, logos, flip cards and more for each of the SEC's members. Login information will be distributed to accredited media or you can apply for a password by sending an email to passworth@collegepressbox.com.

► SEC WEEKLY TELECONFERENCE

Head coach Bret Bielema will participate each week in the SEC teleconference of football coaches. The teleconferences will be conducted each Wednesday from Aug. 31 to Nov. 23 from 10 a.m. CT to 12:10 p.m. CT. For more information and the teleconference number, contact the SEC Media Relations Office at (205) 458-3000.

10:00 a.m.	Les Miles, LSU
10:10 a.m.	Kirby Smart, Georgia
10:20 a.m.	Jim McElwain, Florida
10:30 a.m.	Derek Mason, Vanderbilt
10:40 a.m.	Nick Saban, Alabama
10:50 a.m.	Butch Jones, Tennessee
11:00 a.m.	Bret Bielema, Arkansas
11:10 a.m.	Barry Odom, Missouri
11:20 a.m.	Hugh Freeze, Ole Miss
11:30 a.m.	Kevin Sumlin, Texas A&M
11:40 a.m.	Mark Stoops, Kentucky
11:50 a.m.	Dan Mullen, Mississippi State
12:00 p.m.	Will Muschamp, South Carolina
12:10 p.m.	Gus Malzahn, Auburn

► ON THE AIR WITH BRET BIELEMA



"On the Air with Bret Bielema," Coach Bielema's weekly radio show presented by Lindsey airs on Thursday nights starting at 7 p.m. For the eighth straight year, the one-hour radio show will be broadcast live from the Catfish Hole. The show will be carried throughout the state of Arkansas on the Razorback Sports Network and locally in Fayetteville on 92.1 FM and 93.3 FM.

► BRET BIELEMA SHOW



"The Bret Bielema Show" is now in its fourth season as the official television coach's show of Razorback football. The one-hour show will air statewide and throughout the region on numerous television affiliates. A total of 12 shows will air throughout the season on the following stations: KATV (10:30 p.m.), KNWA (11:30 p.m.) and KFTA (9:30 p.m.). The show will also be available regionally on Cox Sports Television on Wednesdays at 6 p.m. and Fox Sports Southwest on Tuesdays at 4 p.m.

RADIO AFFILIATES

Batesville.....	KOWZ-FM 103.3
Berryville.....	KTHS-AM 1480
Blytheville.....	KHLS-FM 96.3
Camden.....	KCXY-FM 95.3
Cherokee Village.....	KSAR-FM 92.3
Crossett.....	KAGH-AM 800
Crossett.....	KAGH-FM 104.9
De Queen.....	KDON-FM 92.1
DeWitt.....	KDEW-FM 97.3
El Dorado.....	KMRX-FM 96.1
Fayetteville.....	KAKS-FM 99.5
Fayetteville.....	KUQA-AM 1290
Fayetteville.....	KIGL-FM 93.3
Fayetteville.....	KQSM-FM 92.1
Forrest City.....	KBFC-FM 93.5
Fort Smith.....	KERX-FM 95.3
Glenwood.....	KHGZ-AM 670
Glenwood.....	KHGZ-FM 98.9
Herber Springs.....	KAWW-AM 1370
Helena.....	KFFA-AM 1360
Hope.....	KHPA-FM 104.9
Horshoe Bend.....	KKIK-FM 106.5
Hot Springs.....	KLBL-FM 104.5
Jonesboro.....	KEGI-FM 100.5
Little Rock.....	KABZ-FM 103.7
Magnolia.....	KZHE-FM 100.5
Marshall.....	KBCN-FM 104.3
Mena.....	KTTG-FM 96.3
Monett (Mo.).....	KKBL-FM 95.9
Monticello.....	KGPQ-FM 99.9
Morrilton.....	KVOM-FM 101.7
Mountain Home.....	KOMT-FM 107.5
Ozark.....	KDYN-AM 1540
Ozark.....	KDYN-FM 96.7
Pocahontas.....	KPOC-FM 104.1
Pocahontas.....	KPOC-AM 1420
Russellville.....	KCAB-AM 980
Russellville.....	KCJC-FM 102.3
Ruston (La.).....	KRLQ-FM 94.1
Searcy.....	KSMD-FM 99.1
Stuttgart.....	KWAK-FM 105.5
Texarkana (Texas).....	KKTK-AM 1400
Wynne.....	KWYN-FM 92.5
Wynne.....	KWYN-AM 1400

2016 Arkansas Razorbacks Football
ARKANSAS Game Results (as of Sep 17, 2016)
All games

Date	Opponent		Score	Overall	Conference	Time	Attend
Sep 03, 2016	LA TECH	W	21-20	1-0	0-0	3:09	69132
Sep 10, 2016	at #12 TCU	Wo	41-38	2-0	0-0	3:55	48091
Sep 17, 2016	TEXAS STATE	W	42-3	3-0	0-0	2:55	72114

2016 Arkansas Razorbacks Football
ARKANSAS Overall Team Statistics (as of Sep 17, 2016)
All games

Team Statistics	AR	OPP
SCORING	104	61
Points Per Game	34.7	20.3
Points Off Turnovers	14	14
FIRST DOWNS	67	49
Rushing	32	16
Passing	32	32
Penalty	3	1
RUSHING YARDAGE	512	296
Yards gained rushing	572	376
Yards lost rushing	60	80
Rushing Attempts	127	81
Average Per Rush	4.0	3.7
Average Per Game	170.7	98.7
TDs Rushing	5	6
PASSING YARDAGE	655	672
Comp-Att-Int	53-80-2	66-115-3
Average Per Pass	8.2	5.8
Average Per Catch	12.4	10.2
Average Per Game	218.3	224.0
TDs Passing	7	1
TOTAL OFFENSE	1167	968
Total Plays	207	196
Average Per Play	5.6	4.9
Average Per Game	389.0	322.7
KICK RETURNS: #-Yards	8-145	11-292
PUNT RETURNS: #-Yards	5-36	5-73
INT RETURNS: #-Yards	3-75	2-34
KICK RETURN AVERAGE	18.1	26.5
PUNT RETURN AVERAGE	7.2	14.6
INT RETURN AVERAGE	25.0	17.0
FUMBLES-LOST	2-1	2-1
PENALTIES-Yards	16-120	17-160
Average Per Game	40.0	53.3
PUNTS-Yards	14-668	16-679
Average Per Punt	47.7	42.4
Net punt average	42.5	38.9
KICKOFFS-Yards	17-1057	12-743
Average Per Kick	62.2	61.9
Net kick average	37.6	41.5
TIME OF POSSESSION/Game	34:46	23:34
3RD-DOWN Conversions	14/37	20/44
3rd-Down Pct	38%	45%
4TH-DOWN Conversions	4/4	2/2
4th-Down Pct	100%	100%
SACKS BY-Yards	10-78	6-38
MISC YARDS	0	0
TOUCHDOWNS SCORED	14	7
FIELD GOALS-ATTEMPTS	2-3	4-7
ON-SIDE KICKS	0-0	0-0
RED-ZONE SCORES	(14-16) 88%	(10-11) 91%
RED-ZONE TOUCHDOWNS	(12-16) 75%	(7-11) 64%
PAT-ATTEMPTS	(12-12) 100%	(7-7) 100%
ATTENDANCE	141246	48091
Games/Avg Per Game	2/70623	1/48091
Neutral Site Games		0/0

Score by Quarters	1st	2nd	3rd	4th	OT	Total
ARKANSAS	24	38	14	15	13	104
Opponents	7	7	16	21	10	61

2016 Arkansas Razorbacks Football
ARKANSAS Overall Individual Statistics (as of Sep 17, 2016)
All games

Rushing	gp	att	gain	loss	net	avg	td	lg	avg/g
Rawleigh Williams	3	71	370	16	354	5.0	3	37	118.0
Kody Walker	3	20	67	1	66	3.3	1	12	22.0
Devwah Whaley	3	15	58	2	56	3.7	0	9	18.7
Dominique Reed	3	3	33	0	33	11.0	0	15	11.0
Jared Cornelius	2	3	13	0	13	4.3	0	8	6.5
Damon Mitchell	2	2	2	0	2	1.0	0	2	1.0
Team	2	2	0	3	-3	-1.5	0	0	-1.5
Austin Allen	3	11	29	38	-9	-0.8	1	8	-3.0
Total	3	127	572	60	512	4.0	5	37	170.7
Opponents	3	81	376	80	296	3.7	6	31	98.7

Passing	gp	effic	comp-att-int	pct	yds	td	lg	avg/g
Austin Allen	3	160.91	53-79-2	67.1	655	7	73	218.3
Ty Storey	1	0.00	0-1-0	0.0	0	0	0	0.0
Total	3	158.90	53-80-2	66.2	655	7	73	218.3
Opponents	3	104.13	66-115-3	57.4	672	1	57	224.0

Receiving	gp	no.	yds	avg	td	lg	avg/g
Drew Morgan	3	15	168	11.2	1	24	56.0
Keon Hatcher	3	11	204	18.5	2	73	68.0
Jeremy Sprinkle	3	9	97	10.8	3	25	32.3
Dominique Reed	3	4	53	13.2	0	32	17.7
Cody Hollister	3	3	38	12.7	0	19	12.7
Jared Cornelius	2	3	30	10.0	1	17	15.0
Austin Cantrell	3	3	21	7.0	0	12	7.0
Rawleigh Williams	3	3	15	5.0	0	16	5.0
Hayden Johnson	3	1	18	18.0	0	18	6.0
Kody Walker	3	1	11	11.0	0	11	3.7
Total	3	53	655	12.4	7	73	218.3
Opponents	3	66	672	10.2	1	57	224.0

Punt Returns	no.	yds	avg	td	lg
Jared Cornelius	3	35	11.7	0	19
Drew Morgan	2	1	0.5	0	1
Total	5	36	7.2	0	19
Opponents	5	73	14.6	0	34

Interceptions	no.	yds	avg	td	lg
Dre Greenlaw	1	3	3.0	0	3
Ryan Pulley	1	25	25.0	1	25
Brooks Ellis	1	47	47.0	1	47
Total	3	75	25.0	2	47
Opponents	2	34	17.0	0	34

Kick Returns	no.	yds	avg	td	lg
Dominique Reed	8	145	18.1	0	25
Total	8	145	18.1	0	25
Opponents	11	292	26.5	0	64

Fumble Returns	no.	yds	avg	td	lg
Total	0	0	0.0	0	0
Opponents	0	0	0.0	0	0

2016 Arkansas Razorbacks Football
ARKANSAS Overall Individual Statistics (as of Sep 17, 2016)
All games

Scoring	td	fg	PAT				dxp	saf	pts
			kick	rush	rcv	pass			
Rawleigh Williams	3	-	-	-	-	-	-	-	18
Jeremy Sprinkle	3	-	-	-	-	-	-	-	18
Cole Hedlund	-	2-3	12-12	-	-	-	-	-	18
Keon Hatcher	2	-	-	-	-	1-1	-	-	12
Austin Allen	1	-	-	-	1	-	-	-	8
Drew Morgan	1	-	-	-	-	-	-	-	6
Jared Cornelius	1	-	-	-	-	-	-	-	6
Brooks Ellis	1	-	-	-	-	-	-	-	6
Kody Walker	1	-	-	-	-	-	-	-	6
Ryan Pulley	1	-	-	-	-	-	-	-	6
Total	14	2-3	12-12	-	1	1-1	-	-	104
Opponents	7	4-7	7-7	-	-	-	-	-	61

Total Offense	g	plays	rush	pass	total	avg/g
Austin Allen	3	90	-9	655	646	215.3
Rawleigh Williams	3	71	354	0	354	118.0
Kody Walker	3	20	66	0	66	22.0
Devwah Whaley	3	15	56	0	56	18.7
Dominique Reed	3	3	33	0	33	11.0
Jared Cornelius	2	3	13	0	13	6.5
Damon Mitchell	2	2	2	0	2	1.0
Team	2	2	-3	0	-3	-1.5
Total	3	207	512	655	1167	389.0
Opponents	3	196	296	672	968	322.7

Field Goals	fg	pct.	01-19	20-29	30-39	40-49	50-99	lg	blk
Cole Hedlund	2-3	66.7	0-0	1-2	1-1	0-0	0-0	38	0

FG Sequence	ARKANSAS	Opponents
LA TECH	-	54,(43),(20),39
TCU	(38),(27),22	28,(37)
TEXAS STATE	-	(39)

Numbers in (parentheses) indicate field goal was made.

Punting	no.	yds	avg	lg	tb	fc	i20	50+	blk
Toby Baker	12	574	47.8	59	0	5	4	8	0
Blake Johnson	2	94	47.0	48	0	2	1	0	0
Total	14	668	47.7	59	0	7	5	8	0
Opponents	16	679	42.4	57	1	3	5	3	0

Kickoffs	no.	yds	avg	tb	ob	retn	net	ydln
Connor Limpert	13	809	62.2	4	1			
Adam McFain	4	248	62.0	1	0			
Total	17	1057	62.2	5	1	26.5	37.6	27
Opponents	12	743	61.9	4	0	18.1	41.5	23

2016 Arkansas Razorbacks Football
ARKANSAS Overall Individual Statistics (as of Sep 17, 2016)
All games

All Purpose	g	rush	rcv	pr	kr	ir	total	avg/g
Rawleigh Willia	3	354	15	0	0	0	369	123.0
Dominique Reed	3	33	53	0	145	0	231	77.0
Keon Hatcher	3	0	204	0	0	0	204	68.0
Drew Morgan	3	0	168	1	0	0	169	56.3
Jeremy Sprinkle	3	0	97	0	0	0	97	32.3
Jared Cornelius	2	13	30	35	0	0	78	39.0
Kody Walker	3	66	11	0	0	0	77	25.7
Devwah Whaley	3	56	0	0	0	0	56	18.7
Brooks Ellis	3	0	0	0	0	47	47	15.7
Cody Hollister	3	0	38	0	0	0	38	12.7
Ryan Pulley	3	0	0	0	0	25	25	8.3
Austin Cantrell	3	0	21	0	0	0	21	7.0
Hayden Johnson	3	0	18	0	0	0	18	6.0
Dre Greenlaw	3	0	0	0	0	3	3	1.0
Damon Mitchell	2	2	0	0	0	0	2	1.0
Team	2	-3	0	0	0	0	-3	-1.5
Austin Allen	3	-9	0	0	0	0	-9	-3.0
Total	3	512	655	36	145	75	1423	474.3
Opponents	3	296	672	73	292	34	1367	455.7

2016 Arkansas Razorbacks Football
ARKANSAS Overall Defensive Statistics (as of Sep 17, 2016)
All games

##	Defensive Leaders	gp	Tackles				Sacks no-yds	Pass defense			Fumbles		blkd	
			ua	a	tot	tfl/yds		int-yds	brup	qbh	rcv-yds	ff	kick	saf
51	Brooks Ellis	3	14	12	26	4.0-10	.	1-47	1
23	Dre Greenlaw	3	11	10	21	.	.	1-3	.	.	1-0	.	.	.
55	Jeremiah Ledbetter	3	8	9	17	2.5-23	2.5-23	.	2	.	.	1	.	.
9	Santos Ramirez	3	10	4	14	.	.	.	1
48	Deatrich Wise	3	4	9	13	2.0-14	2.0-14	.	1	3
5	Henre' Toliver	3	7	4	11	1.0-1	.	.	1
28	Josh Liddell	3	4	6	10
11	Ryan Pulley	3	9	.	9	.	.	1-25	5
20	De'Andre Coley	3	4	3	7
97	Tevin Beanum	3	3	4	7
30	Kevin Richardson	1	2	5	7
3A	McTelvin Agim	3	3	4	7	1.0-8	1.0-8	.	.	1
94	Taiwan Johnson	3	3	2	5	1.0-5	1.0-5	.	.	1
10	Randy Ramsey	3	3	2	5	1.5-8	1.5-8	1	.	.
99	Brandon Lewis	1	1	3	4	0.5-5	0.5-5
41	Austin Capps	3	1	3	4	0.5-4	0.5-4
29	Jared Collins	3	1	2	3	.	.	.	1
2B	Ryder Lucas	3	2	1	3
27	Khalia Hackett	2	.	2	2
56	Matt Emrich	3	1	1	2
35	Dwayne Eugene	3	.	2	2
8A	De'Jon Harris	2	.	2	2
39	Byron Keaton	2	1	1	2
45	Josh Harris	2	1	1	2
96	Karl Roesler	3	1	1	2	1
52	T.J. Smith	1	.	1	1
2	DJ Dean	2	.	1	1
37	Toby Baker	3	1	.	1
74	Colton Jackson	3	1	.	1
6	JaMichael Winston	3	.	1	1	0.5-5	0.5-5
44	Austin Cantrell	3	1	.	1
4A	Adam McFain	1	.	1	1
78	Bijhon Jackson	3	.	1	1	0.5-6	0.5-6
70	Dan Skipper	3	1	.
Total		3	97	98	195	15-89	10-78	3-75	12	6	1-0	2	1	.
Opponents		3	107	134	241	16-60	6-38	2-34	14	7	1-0	2	.	.

2016 Arkansas Razorbacks Football
ARKANSAS Team Game-by-Game (as of Sep 17, 2016)
All games

TEAM STATISTICS

Date	Opponent	Rushing				Receiving				Passing				Kick Returns				Punt Returns				tot off
		no.	yds	td	lg	no.	yds	td	lg	cmp-att-int	yds	td	lg	no.	yds	td	lg	no.	yds	td	lg	
Sep 03	LA TECH	40	106	1	14	20	191	2	18	20-29-2	191	2	18	2	42	0	25	1	0	0	0	297
Sep 10	at TCU	43	180	1	37	17	223	3	25	17-29-0	223	3	25	4	77	0	22	2	35	0	19	403
Sep 17	TEXAS STATE	44	226	3	18	16	241	2	73	16-22-0	241	2	73	2	26	0	13	2	1	0	1	467
		127	512	5	37	53	655	7	73	53-80-2	655	7	73	8	145	0	25	5	36	0	19	1167
Opponents		81	296	6	31	66	672	1	57	66-115-3	672	1	57	11	292	0	64	5	73	0	34	968

Games: 3 • Avg/rush: 4.0 • Avg/catch: 12.4 • Pass effic: 158.90 • KR avg: 18.1 • PR avg: 7.2 • All purpose avg/game: 474.3 • Total offense avg/gm: 389.0

Date	Opponent	Tackles				Sacks no-yds	Fumble		Pass Defense			blkd kick	PAT Attempts			off		
		ua	a	total	tfl-yds		ff	fr-yds	int-yds	qbh	brup		kick	rush	rcv	saf	t/o	pts
Sep 03	LA TECH	27	38	65	4.0-21	3.0-20	1	0-0	1-3	4	2	0	3-3	0	0	0	0	21
Sep 10	at TCU	45	32	77	6.0-27	3.0-18	1	1-0	1-47	1	5	1	3-3	0	1	0	7	41
Sep 17	TEXAS STATE	25	28	53	5.0-41	4.0-40	0	0-0	1-25	1	5	0	6-6	0	0	0	7	42
		97	98	195	15.0-89	10.0-78	2	1-0	3-75	6	12	1	12-12	0	1	0	14	104
Opponents		107	134	241	16.0-60	6.0-38	2	1-0	2-34	7	14	0	7-7	0	0	0	14	61

		Punting									Field Goals			Kickoffs				
Date	Opponent	no.	yds	avg	long	blkd	tb	fc	50+	i20	md-att	long	blkd	no.	yds	avg	tb	ob
Sep 03	LA TECH	4	190	47.5	55	0	0	2	2	1	0-0	0	0	4	248	62.0	1	0
Sep 10	at TCU	6	304	50.7	59	0	0	2	5	1	2-3	38	0	6	365	60.8	1	0
Sep 17	TEXAS STATE	4	174	43.5	50	0	0	3	1	3	0-0	0	0	7	444	63.4	3	1
		14	668	47.7	59	0	0	7	8	5	2-3	38	0	17	1057	62.2	5	1
Opponents		16	679	42.4	57	0	1	3	3	5	4-7	43	1	12	743	61.9	4	0

2016 Arkansas Razorbacks Football
ARKANSAS Opponent Game-by-Game (as of Sep 17, 2016)
All games

OPPONENT STATISTICS

Date	Opponent	Rushing				Receiving				Passing				Kick Returns				Punt Returns				tot off
		no.	yds	td	lg	no.	yds	td	lg	cmp-att-int	yds	td	lg	no.	yds	td	lg	no.	yds	td	lg	
Sep 03	LA TECH	23	79	2	31	19	212	0	26	19-31-1	212	0	26	3	84	0	33	2	39	0	32	291
Sep 10	at TCU	32	195	4	26	36	377	1	57	36-58-1	377	1	57	5	155	0	64	2	33	0	34	572
Sep 17	TEXAS STATE	26	22	0	13	11	83	0	24	11-26-1	83	0	24	3	53	0	23	1	1	0	1	105
ARKANSAS		81	296	6	31	66	672	1	57	66-115-3	672	1	57	11	292	0	64	5	73	0	34	968
		127	512	5	37	53	655	7	73	53-80-2	655	7	73	8	145	0	25	5	36	0	19	1167

Games: 3 • Avg/rush: 3.7 • Avg/catch: 10.2 • Pass effic: 104.13 • KR avg: 26.5 • PR avg: 14.6 • All purpose avg/game: 455.7 • Total offense avg/gm: 322.7

Date	Opponent	Tackles				Sacks no-yds	Fumble		Pass Defense			blkd kick	PAT Attempts			off		
		ua	a	total	tfl-yds		ff	fr-yds	int-yds	qbh	brup		kick	rush	rcv	saf	t/o	pts
Sep 03	LA TECH	44	32	76	9.0-37	4.0-26	1	0-0	2-34	3	4	0	2-2	0	0	0	14	20
Sep 10	at TCU	38	42	80	5.0-16	1.0-6	0	0-0	0-0	4	7	0	5-5	0	0	0	0	38
Sep 17	TEXAS STATE	25	60	85	2.0-7	1.0-6	1	1-0	0-0	0	3	0	0-0	0	0	0	0	3
ARKANSAS		107	134	241	16.0-60	6.0-38	2	1-0	2-34	7	14	0	7-7	0	0	0	14	61
		97	98	195	15.0-89	10.0-78	2	1-0	3-75	6	12	1	12-12	0	1	0	14	104

		Punting									Field Goals			Kickoffs				
Date	Opponent	no.	yds	avg	long	blkd	tb	fc	50+	i20	md-att	long	blkd	no.	yds	avg	tb	ob
Sep 03	LA TECH	3	115	38.3	49	0	0	0	0	0	2-4	43	0	5	320	64.0	3	0
Sep 10	at TCU	5	199	39.8	49	0	1	1	0	1	1-2	37	1	5	303	60.6	1	0
Sep 17	TEXAS STATE	8	365	45.6	57	0	0	2	3	4	1-1	39	0	2	120	60.0	0	0
		16	679	42.4	57	0	1	3	3	5	4-7	43	1	12	743	61.9	4	0
ARKANSAS		14	668	47.7	59	0	0	7	8	5	2-3	38	0	17	1057	62.2	5	1

2016 Arkansas Razorbacks Football
ARKANSAS Game Superlatives (as of Sep 17, 2016)
All games

INDIVIDUAL GAME HIGHS

Rushes	28	Rawleigh Williams at TCU (Sep 10, 2016)
Yards Rushing	137	Rawleigh Williams at TCU (Sep 10, 2016)
TD Rushes	2	Rawleigh Williams vs TEXAS STATE (Sep 17, 2016)
Long Rush	37	Rawleigh Williams at TCU (Sep 10, 2016)
Pass attempts	29	Austin Allen vs LA TECH (Sep 03, 2016)
	29	Austin Allen at TCU (Sep 10, 2016)
Pass completions	20	Austin Allen vs LA TECH (Sep 03, 2016)
Yards Passing	241	Austin Allen vs TEXAS STATE (Sep 17, 2016)
TD Passes	3	Austin Allen at TCU (Sep 10, 2016)
Long Pass	73	Austin Allen vs TEXAS STATE (Sep 17, 2016)
Receptions	7	Drew Morgan at TCU (Sep 10, 2016)
Yards Receiving	96	Keon Hatcher vs TEXAS STATE (Sep 17, 2016)
TD Receptions	1	Jared Cornelius vs LA TECH (Sep 03, 2016)
	1	Jeremy Sprinkle vs LA TECH (Sep 03, 2016)
	1	Keon Hatcher at TCU (Sep 10, 2016)
	1	Drew Morgan at TCU (Sep 10, 2016)
	1	Jeremy Sprinkle at TCU (Sep 10, 2016)
	1	Keon Hatcher vs TEXAS STATE (Sep 17, 2016)
	1	Jeremy Sprinkle vs TEXAS STATE (Sep 17, 2016)
Long Reception	73	Keon Hatcher vs TEXAS STATE (Sep 17, 2016)
Field Goals	2	Cole Hedlund at TCU (Sep 10, 2016)
Long Field Goal	38	Cole Hedlund at TCU (Sep 10, 2016)
Punts	6	Toby Baker at TCU (Sep 10, 2016)
Punting Avg	50.7	Toby Baker at TCU (Sep 10, 2016)
Long Punt	59	Toby Baker at TCU (Sep 10, 2016)
Punts inside 20	2	Toby Baker vs TEXAS STATE (Sep 17, 2016)
Long Punt Return	19	Jared Cornelius at TCU (Sep 10, 2016)
Long Kickoff Return	25	Dominique Reed vs LA TECH (Sep 03, 2016)
Tackles	13	Brooks Ellis at TCU (Sep 10, 2016)
Sacks	1.5	Jeremiah Ledbetter vs TEXAS STATE (Sep 17, 2016)
Tackles For Loss	3.0	Brooks Ellis at TCU (Sep 10, 2016)
Interceptions	1	Dre Greenlaw vs LA TECH (Sep 03, 2016)
	1	Brooks Ellis at TCU (Sep 10, 2016)
	1	Ryan Pulley vs TEXAS STATE (Sep 17, 2016)

2016 Arkansas Razorbacks Football
ARKANSAS Game Superlatives (as of Sep 17, 2016)
All games

TEAM GAME HIGHS

Rushes	44	vs TEXAS STATE (Sep 17, 2016)
Yards Rushing	226	vs TEXAS STATE (Sep 17, 2016)
Yards Per Rush	5.1	vs TEXAS STATE (Sep 17, 2016)
TD Rushes	3	vs TEXAS STATE (Sep 17, 2016)
Pass attempts	29	vs LA TECH (Sep 03, 2016)
	29	at TCU (Sep 10, 2016)
Pass completions	20	vs LA TECH (Sep 03, 2016)
Yards Passing	241	vs TEXAS STATE (Sep 17, 2016)
Yards Per Pass	11.0	vs TEXAS STATE (Sep 17, 2016)
TD Passes	3	at TCU (Sep 10, 2016)
Total Plays	72	at TCU (Sep 10, 2016)
Total Offense	467	vs TEXAS STATE (Sep 17, 2016)
Yards Per Play	7.1	vs TEXAS STATE (Sep 17, 2016)
Points	42	vs TEXAS STATE (Sep 17, 2016)
Sacks By	4	vs TEXAS STATE (Sep 17, 2016)
First Downs	26	vs TEXAS STATE (Sep 17, 2016)
Penalties	7	vs TEXAS STATE (Sep 17, 2016)
Penalty Yards	45	at TCU (Sep 10, 2016)
Turnovers	2	vs LA TECH (Sep 03, 2016)
Interceptions By	1	vs LA TECH (Sep 03, 2016)
	1	at TCU (Sep 10, 2016)
	1	vs TEXAS STATE (Sep 17, 2016)
Punts	6	at TCU (Sep 10, 2016)
Punting Avg	50.7	at TCU (Sep 10, 2016)
Long Punt	59	at TCU (Sep 10, 2016)
Punts inside 20	3	vs TEXAS STATE (Sep 17, 2016)
Long Punt Return	19	at TCU (Sep 10, 2016)

2016 Arkansas Razorbacks Football
ARKANSAS Game Superlatives (as of Sep 17, 2016)
All games

OPPONENT INDIVIDUAL GAME HIGHS

Rushes	15	Hill, Kenny, at TCU (Sep 10, 2016)
Yards Rushing	93	Hill, Kenny, at TCU (Sep 10, 2016)
TD Rushes	2	Hill, Kenny, at TCU (Sep 10, 2016)
	2	Hicks, Kyle, at TCU (Sep 10, 2016)
Long Rush	31	Jarred Craft, vs LA TECH (Sep 03, 2016)
Pass attempts	56	Hill, Kenny, at TCU (Sep 10, 2016)
Pass completions	36	Hill, Kenny, at TCU (Sep 10, 2016)
Yards Passing	377	Hill, Kenny, at TCU (Sep 10, 2016)
TD Passes	1	Hill, Kenny, at TCU (Sep 10, 2016)
Long Pass	57	Hill, Kenny, at TCU (Sep 10, 2016)
Receptions	8	Trent Taylor, vs LA TECH (Sep 03, 2016)
	8	Hicks, Kyle, at TCU (Sep 10, 2016)
Yards Receiving	126	Turpin, K., at TCU (Sep 10, 2016)
TD Receptions	1	Williams, Taj, at TCU (Sep 10, 2016)
Long Reception	57	Turpin, K., at TCU (Sep 10, 2016)
Field Goals	2	J. Barnes, vs LA TECH (Sep 03, 2016)
Long Field Goal	43	J. Barnes, vs LA TECH (Sep 03, 2016)
Punts	8	Lumi Kaba, vs TEXAS STATE (Sep 17, 2016)
Punting Avg	45.6	Lumi Kaba, vs TEXAS STATE (Sep 17, 2016)
Long Punt	57	Lumi Kaba, vs TEXAS STATE (Sep 17, 2016)
Punts inside 20	4	Lumi Kaba, vs TEXAS STATE (Sep 17, 2016)
Long Punt Return	34	Turpin, K., at TCU (Sep 10, 2016)
Long Kickoff Return	64	Turpin, K., at TCU (Sep 10, 2016)
Tackles	17	Douglas, Sammy, at TCU (Sep 10, 2016)
Sacks	1.0	S. Cooper, vs LA TECH (Sep 03, 2016)
	1.0	Xavier Woods, vs LA TECH (Sep 03, 2016)
	1.0	Deldrick Canty, vs LA TECH (Sep 03, 2016)
	1.0	Carraway, Josh, at TCU (Sep 10, 2016)
	1.0	N. Daniels, vs TEXAS STATE (Sep 17, 2016)
Tackles For Loss	3.0	Douglas, Sammy, at TCU (Sep 10, 2016)
Interceptions	1	Xavier Woods, vs LA TECH (Sep 03, 2016)
	1	Prince Sam, vs LA TECH (Sep 03, 2016)

2016 Arkansas Razorbacks Football
ARKANSAS Game Superlatives (as of Sep 17, 2016)
All games

OPPONENT TEAM GAME HIGHS

Rushes	32	at TCU (Sep 10, 2016)
Yards Rushing	195	at TCU (Sep 10, 2016)
Yards Per Rush	6.1	at TCU (Sep 10, 2016)
TD Rushes	4	at TCU (Sep 10, 2016)
Pass attempts	58	at TCU (Sep 10, 2016)
Pass completions	36	at TCU (Sep 10, 2016)
Yards Passing	377	at TCU (Sep 10, 2016)
Yards Per Pass	6.8	vs LA TECH (Sep 03, 2016)
TD Passes	1	at TCU (Sep 10, 2016)
Total Plays	90	at TCU (Sep 10, 2016)
Total Offense	572	at TCU (Sep 10, 2016)
Yards Per Play	6.4	at TCU (Sep 10, 2016)
Points	38	at TCU (Sep 10, 2016)
Sacks By	4	vs LA TECH (Sep 03, 2016)
First Downs	25	at TCU (Sep 10, 2016)
Penalties	9	at TCU (Sep 10, 2016)
Penalty Yards	95	at TCU (Sep 10, 2016)
Turnovers	2	at TCU (Sep 10, 2016)
Interceptions By	2	vs LA TECH (Sep 03, 2016)
Punts	8	vs TEXAS STATE (Sep 17, 2016)
Punting Avg	45.6	vs TEXAS STATE (Sep 17, 2016)
Long Punt	57	vs TEXAS STATE (Sep 17, 2016)
Punts inside 20	4	vs TEXAS STATE (Sep 17, 2016)
Long Punt Return	34	at TCU (Sep 10, 2016)

2016 Arkansas Razorbacks Football
ARKANSAS Games Played (as of Sep 17, 2016)
All games

##	PLAYER	GP-GS	LATECH	TCU	TXST
3A	McTelvin Agim	3/-	XXX	XXX	XXX
8	Austin Allen	3/3	START	START	START
19	Anthony Antwine	3/-	XXX	XXX	XXX
37	Toby Baker	3/-	XXX	XXX	XXX
97	Tevin Benum	3/2	XXX	START	START
44	Austin Cantrell	3/-	XXX	XXX	XXX
41	Austin Capps	3/-	XXX	XXX	XXX
20	De'Andre Coley	3/-	XXX	XXX	XXX
29	Jared Collins	3/3	START	START	START
1	Jared Cornelius	2/1	START	XXX	...
15	Nate Dalton	1/-	...	XXX	...
2	DJ Dean	2/-	...	XXX	XXX
49	Robert Decker	3/-	XXX	XXX	XXX
51	Brooks Ellis	3/3	START	START	START
56	Matt Emrich	3/-	XXX	XXX	XXX
35	Dwayne Eugene	3/-	XXX	XXX	XXX
5A	Hjalte Froholdt	3/3	START	START	START
62	Johnny Gibson	3/-	XXX	XXX	XXX
23	Dre Greenlaw	3/3	START	START	START
89	Grayson Gunter	2/-	XXX	...	XXX
27	Khalia Hackett	2/-	XXX	XXX	...
64	Jake Hall	2/-	...	XXX	XXX
6A	T.J. Hammonds	1/-	XXX
8A	De'Jon Harris	2/-	XXX	...	XXX
45	Josh Harris	2/-	...	XXX	XXX
4	Keon Hatcher	3/1	XXX	XXX	START
9A	Cole Hedlund	3/-	XXX	XXX	XXX
81	Cody Hollister	3/1	START	XXX	XXX
78	Bijhon Jackson	3/-	XXX	XXX	XXX
74	Colton Jackson	3/3	START	START	START
34	K. Jackson	3/-	XXX	XXX	XXX
8B	Blake Johnson	1/-	XXX
32	Hayden Johnson	3/2	XXX	START	START
94	Taiwan Johnson	3/3	START	START	START
39	Byron Keaton	2/-	...	XXX	XXX
87	Jack Kraus	2/-	XXX	...	XXX
55	J. Ledbetter	3/3	START	START	START
99	Brandon Lewis	1/-	XXX
28	Josh Liddell	3/3	START	START	START
42	Connor Limpert	2/-	...	XXX	XXX
2B	Ryder Lucas	3/-	XXX	XXX	XXX
4A	Adam McFain	1/-	XXX
38	Reid Miller	3/-	XXX	XXX	XXX
7	Damon Mitchell	2/-	...	XXX	XXX
80	Drew Morgan	3/2	START	START	XXX
85	C. O'Grady	1/-	XXX
16	L. Pettway	2/-	...	XXX	XXX

2016 Arkansas Razorbacks Football
ARKANSAS Games Played (as of Sep 17, 2016)
All games

##	PLAYER	GP-GS	LATECH	TCU	TXST
11	Ryan Pulley	3/2	XXX	START	START
72	Frank Ragnow	3/3	START	START	START
76	Paul Ramirez	1/-	XXX
9	Santos Ramirez	3/3	START	START	START
10	Randy Ramsey	3/-	XXX	XXX	XXX
50	Jake Raulerson	3/3	START	START	START
3	Dominique Reed	3/2	XXX	START	START
30	K. Richardson	1/1	START
96	Karl Roesler	3/1	START	XXX	XXX
75	Zach Rogers	1/-	XXX
70	Dan Skipper	3/3	START	START	START
52	T.J. Smith	1/-	XXX
83	Jeremy Sprinkle	3/3	START	START	START
13	Deon Stewart	2/-	...	XXX	XXX
5B	Ty Storey	1/-	XXX
5	Henre' Toliver	3/3	START	START	START
24	Kody Walker	3/-	XXX	XXX	XXX
60	Brian Wallace	2/-	...	XXX	XXX
21	Dewwah Whaley	3/-	XXX	XXX	XXX
2A	Josh Williams	3/-	XXX	XXX	XXX
22	R. Williams	3/3	START	START	START
6	J. Winston	3/-	XXX	XXX	XXX
48	Deatrich Wise	3/3	START	START	START

2016 Arkansas Razorbacks Football
ARKANSAS Total Tackles Game-by-Game (as of Sep 17, 2016)
All games

Total Tackles	UA-A	Total	LATECH	TCU	TXST
Brooks Ellis	14-12	26	2-4	8-5	4-3
Dre Greenlaw	11-10	21	2-5	4-4	5-1
J. Ledbetter	8-9	17	2-4	3-4	3-1
Santos Ramirez	10-4	14	4-3	5-0	1-1
Deatrich Wise	4-9	13	1-6	2-2	1-1
Henre' Toliver	7-4	11	2-2	4-2	1-0
Josh Liddell	4-6	10	3-2	1-2	0-2
Ryan Pulley	9-0	9	2-0	4-0	3-0
McTelvin Agim	3-4	7	0-2	2-2	1-0
De'Andre Coley	4-3	7	1-0	2-2	1-1
K. Richardson	2-5	7	2-5	DNP	DNP
Tevin Beanum	3-4	7	1-0	1-4	1-0
Taiwan Johnson	3-2	5	1-0	2-1	0-1
Randy Ramsey	3-2	5	1-0	1-1	1-1
Brandon Lewis	1-3	4	DNP	DNP	1-3
Austin Capps	1-3	4	1-1	0-1	0-1
Ryder Lucas	2-1	3	-	2-0	0-1
Jared Collins	1-2	3	0-1	1-1	-
Matt Emrich	1-1	2	0-1	1-0	-
Dwayne Eugene	0-2	2	-	-	0-2
De'Jon Harris	0-2	2	-	DNP	0-2
Khalia Hackett	0-2	2	0-1	0-1	DNP
Byron Keaton	1-1	2	DNP	1-0	0-1
Karl Roesler	1-1	2	-	-	1-1
Josh Harris	1-1	2	DNP	-	1-1
J. Winston	0-1	1	-	-	0-1
T.J. Smith	0-1	1	DNP	DNP	0-1
Austin Cantrell	1-0	1	1-0	-	-
Toby Baker	1-0	1	-	1-0	-
Colton Jackson	1-0	1	1-0	-	-
Bijhon Jackson	0-1	1	-	-	0-1
Adam McFain	0-1	1	0-1	DNP	DNP
DJ Dean	0-1	1	DNP	-	0-1

2016 Arkansas Razorbacks Football
ARKANSAS Passing Game-by-Game (as of Sep 17, 2016)
All games

#8 Austin Allen	Comp	Att	Int	Pct	Yards	TD	Long	Sacked	Effic
LA TECH	20	29	2	69.0	191	2	18	4-26	133.26
TCU	17	29	0	58.6	223	3	25	1-6	157.35
TEXAS STATE	16	21	0	76.2	241	2	73	1-6	204.02
TOTALS	53	79	2	67.1	655	7	73	6-38	160.91

#5B Ty Storey	Comp	Att	Int	Pct	Yards	TD	Long	Sacked	Effic
TEXAS STATE	0	1	0	0.0	0	0	0	0-0	0.00
TOTALS	0	1	0	0.0	0	0	0	0-0	0.00

2016 Arkansas Razorbacks Football
ARKANSAS Rushing/Receiving Game-by-Game (as of Sep 17, 2016)
All games

RUSHING	No-Yds/TD	LATECH	TCU	TXST
R. Williams	71-354/3	24-96/1	28-137/0	19-121/2
Kody Walker	20-66/1	6-24/0	7-19/0	7-23/1
Dewwah Whaley	15-56/0	2-1/0	2-5/0	11-50/0
Dominique Reed	3-33/0	-	2-18/0	1-15/0
Jared Cornelius	3-13/0	3-13/0	-	DNP
Damon Mitchell	2-2/0	DNP	-	2-2/0
Team	2--3/0	1--2/0	1--1/0	DNP
Austin Allen	11--9/1	4--26/0	3-2/1	4-15/0

RECEIVING	No-Yds/TD	LATECH	TCU	TXST
Keon Hatcher	11-204/2	6-86/0	2-22/1	3-96/1
Drew Morgan	15-168/1	5-47/0	7-93/1	3-28/0
Jeremy Sprinkle	9-97/3	3-19/1	3-58/1	3-20/1
Dominique Reed	4-53/0	1-6/0	1-11/0	2-36/0
Cody Hollister	3-38/0	-	-	3-38/0
Jared Cornelius	3-30/1	1-13/1	2-17/0	DNP
Austin Cantrell	3-21/0	1-5/0	1-4/0	1-12/0
Hayden Johnson	1-18/0	-	1-18/0	-
R. Williams	3-15/0	3-15/0	-	-
Kody Walker	1-11/0	-	-	1-11/0

2016 Arkansas Razorbacks Football
ARKANSAS Return Stats Game-by-Game (as of Sep 17, 2016)
All games

PUNT RETURNS	No-Yds	LATECH	TCU	TXST
Jared Cornelius	3-35	1-0	2-35	DNP
Drew Morgan	2-1	-	-	2-1

KICK RETURNS	No-Yds	LATECH	TCU	TXST
Dominique Reed	8-145	2-42	4-77	2-26

INT. RETURNS	No-Yds	LATECH	TCU	TXST
Dre Greenlaw	1-3	1-3	-	-
Brooks Ellis	1-47	-	1-47	-
Ryan Pulley	1-25	-	-	1-25

FUMBLE RETURNS	No-Yds	LATECH	TCU	TXST
----------------	--------	--------	-----	------

2016 Arkansas Razorbacks Football
ARKANSAS Sacks Game-by-Game (as of Sep 17, 2016)
All games

SACKS	UA-A	Total	LATECH	TCU	TXST
J. Ledbetter	1-3	2.5	0.5-5	0.5-3	1.5-15
Deatrich Wise	1-2	2.0	0.5-5	1.0-4	0.5-5
Randy Ramsey	1-1	1.5	1.0-5	0.5-3	-
Taiwan Johnson	1-0	1.0	1.0-5	-	-
McTelvin Agim	1-0	1.0	-	1.0-8	-
J. Winston	0-1	0.5	-	-	0.5-5
Austin Capps	0-1	0.5	-	-	0.5-4
Brandon Lewis	0-1	0.5	DNP	DNP	0.5-5
Bijhon Jackson	0-1	0.5	-	-	0.5-6

2016 Arkansas Razorbacks Football
ARKANSAS Tackle For Loss Game-by-Game (as of Sep 17, 2016)
All games

TACKLES FOR LOSS	UA-A	Total	LATECH	TCU	TXST
Brooks Ellis	4-0	4.0	-	3.0-9	1.0-1
J. Ledbetter	1-3	2.5	0.5-5	0.5-3	1.5-15
Deatrich Wise	1-2	2.0	0.5-5	1.0-4	0.5-5
Randy Ramsey	1-1	1.5	1.0-5	0.5-3	-
Taiwan Johnson	1-0	1.0	1.0-5	-	-
Henre' Toliver	1-0	1.0	1.0-1	-	-
McTelvin Agim	1-0	1.0	-	1.0-8	-
J. Winston	0-1	0.5	-	-	0.5-5
Austin Capps	0-1	0.5	-	-	0.5-4
Brandon Lewis	0-1	0.5	DNP	DNP	0.5-5
Bijhon Jackson	0-1	0.5	-	-	0.5-6

2016 Arkansas Razorbacks Football
ARKANSAS Fumbles Game-by-Game (as of Sep 17, 2016)
All games

FUMBLES	No-Lost	LATECH	TCU	TXST
Drew Morgan	1-0	1-0	-	-
Austin Allen	1-1	-	-	1-1

FUMBLES FORCED	Number	LATECH	TCU	TXST
J. Ledbetter	1	-	1	-
Randy Ramsey	1	1	-	-

FUMBLES RECOVERED	Number	LATECH	TCU	TXST
Dre Greenlaw	1	-	1	-