



ARKANSAS RAZORBACKS

1 National Championship (1964) • 4 SEC West Division Titles • 55 All-Americans • 43 All-SEC First Team Selections

▶ GAME INFORMATION

Date.....Saturday, Oct. 1
Time.....11 a.m. CT
Location.....Little Rock, Arkansas
Stadium.....War Memorial Stadium (54,120)
TV.....SEC Network Alternate
Play-By-Play.....Mike Morgan
Analyst.....Clint Stoerner
Sideline Reporter.....Kevin Weidl
Radio.....Razorback/IMG Sports Network (KQS-FM 92.1)
Play-By-Play.....Chuck Barrett
Analyst.....Keith Jackson
Sideline Analyst.....Quinn Grovey
Sirius/XM.....108/191
Stats.....ArkansasRazorbacks.com (StatBroadcast)
Social.....@RazorbackFB

▶ RECORD BREAKDOWN

Overall.....3-1
SEC.....0-1
Home.....2-0
Away.....1-0
Neutral.....0-1

▶ TABLE OF CONTENTS

Quick Facts/Player Quick Notes.....	2
Team/Individual Notes.....	3-10
Top 25 Polls/National Ranking Watch.....	3
The Matchup vs. Alcorn State.....	11
Head Coach Bret Bielema.....	12-13
Depth Chart.....	14
Roster.....	15-16
Pronunciations.....	16
Honors & Awards.....	17
Player Bios.....	18-29
The Last Time.....	30-32
Game-By-Game Stats.....	33
Scoring Drives.....	34
Supplemental Stats.....	35
Long Plays.....	36
2016 Recaps.....	37-40
Media Schedule.....	41



▶ THE MATCHUP



VS



NO. 20/22 ARKANSAS RAZORBACKS (3-1, 0-1 SEC)

Head Coach: Bret Bielema (Iowa '92)

Record at Arkansas: 21-21 (4th Season)

Overall Record: 89-45 (11th Season)

ALCORN STATE BRAVES (1-2, 1-2 SWAC)

Head Coach: Fred McNair (Alcorn State '92)

Record at Alcorn State: 1-2 (1st Season)

Overall Record: 1-2 (1st Season)

▶ #RAZORFACTS

• No. 20 Arkansas will play its 238th football game in Little Rock on Saturday, welcoming Alcorn State of the Southwestern Athletic Conference to War Memorial Stadium. Kickoff is scheduled for 11 a.m. CT on the SEC Network Alternate channel.

• It will be Arkansas' first-ever game against Alcorn State.

• The Razorbacks hold a 166-67-4 record all-time in Little Rock.

• Arkansas will look to pick up the program's 150th win (149-60-4) at War Memorial Stadium.

• A win would give the Razorbacks their first 4-1 start since 2011.

• **BRET BIELEMA** is 39-4 against non-conference opponents during the regular season over his 10-year head coaching career.

• The Razorbacks have won 11 of their last 13 non-conference contests dating back to 2014.

▶ FIVE KEY STORYLINES

• Arkansas landed in both the Associated Press (AP) and Amway Coaches Poll Top 25s for the third straight week. The Razorbacks will enter Saturday's game in Little Rock ranked No. 20 by the AP and No. 22 by the coaches. It marks the first time since 2011 that Arkansas has been in the top 25 for three consecutive weeks.

• Arkansas has won nine of its last 11 games dating back to last season, including road wins at No. 18 Ole Miss, No. 9 LSU and No. 15 TCU.

• **AUSTIN ALLEN** and **RAWLEIGH WILLIAMS III** have been one of the best QB/RB combos in the SEC this season. Allen has tossed multiple TD passes in each of the first four games, leads the SEC in completion percentage (66.9) and ranks third in passer rating (159.4). Williams has topped 100 yards on the ground in two of the last three games, ranks third in the SEC in rushing yards (433) and tied for fourth in rushing TDs (4).

• The Razorbacks' top two receivers **KEON HATCHER** and **DREW MORGAN** have combined for 535 receiving yards and four TDs through four games. Arkansas is one of only two schools in the SEC with multiple players ranking among the conference's top 10 in receiving yards: Hatcher (8th - 281), Morgan (10th - 254).

• Arkansas leads the SEC and ranks 8th nationally in time of possession per game (36:00). The Razorbacks have led the SEC in time of possession each of the last two seasons. Bielema is 68-25 all-time when his team wins the time of possession battle. Arkansas has possessed the ball longer than its opponent in 14 of its last 18 contests. The Razorbacks are averaging a 13-minute, six second advantage in possession time against its opponents this season.



AUSTIN ALLEN is one of 10 quarterbacks in the FBS, including two in the SEC, with multiple touchdown passes in each of the first four games this season.

▶ 2016 SCHEDULE AND RESULTS



LOUISIANA TECH
SEPT. 3
W, 21-20



AT NO. 15 TCU
SEPT. 10
W, 41-38 (2OT)



TEXAS STATE
SEPT. 17
W, 42-3



NO. 10 TEXAS A&M
SEPT. 24
Arlington, Texas
L, 24-45



ALCORN STATE
OCT. 1
Little Rock, Ark.
11 A.M. CT
SEC Network Alt.



NO. 1 ALABAMA
OCT. 8
2:30 P.M. CT CBS
or 6 P.M. CT ESPN



NO. 16 OLE MISS
OCT. 15



AT AUBURN
OCT. 22



NO. 23 FLORIDA
NOV. 5



LSU
NOV. 12



AT MISS. STATE
NOV. 19



AT MISSOURI
NOV. 25
1:30 P.M. CT
CBS



► QUICK FACTS

HEAD COACH BRET BIELEMA

Alma Mater.....	Iowa, 1992
Career Record.....	89-45 (11th Season)
Record at Arkansas.....	21-21 (4th Season)
Bowl Appearances.....	9

ASSISTANT COACHES

Sideline:

Dan Enos.....	Offensive Coordinator/QBs
Robb Smith.....	Defensive Coordinator
Kurt Anderson.....	Offensive Line
Vernon Hargreaves.....	Linebackers
Reggie Mitchell.....	Running Backs
Rory Segrest.....	Defensive Line/Specialists
Michael Smith.....	Wide Receivers

Booth:

Barry Lunney Jr.....	Tight Ends
Paul Rhoads.....	Defensive Backs

TEAM INFORMATION

2015 Overall Record.....	8-5
SEC Record (Finish).....	5-3 (T-3rd West)
Bowl Game.....	W, 45-23 vs. Kansas State (Liberty Bowl)
Home Record.....	4-3
Road Record.....	3-1
Neutral.....	1-1
Base Offense.....	Multiple
Base Defense.....	4-3
Lettermen Returning.....	53 (22 O, 28 D, 3 S)
Lettermen Lost.....	22 (16 O, 6 D)
Starters Returning.....	16 (5 O, 9 D, 2 S)
Starters Lost.....	8 (6 O, 2 D)

TEAM HISTORY

First Season.....	1894
All-Time Record/Seasons.....	705-481-40 (.591)/122
All-Time Conf. Record/Seasons.....	336-298-18 (.529)/102
National Championships.....	1, 1964
Conference Championships.....	13 (last: 1989)
SEC West Championships.....	4 (last: 2006)
Bowl Appearances/Record.....	41/15-23-3 (.402)
Conference Affiliations.....	SEC (1992-Pres.)
.....	SWC (1915-1991)
All-America Selections.....	55 players, 64 times
All-SEC (First Team Only).....	43 players, 50 times
All-SWC (First Team Only).....	172 players, 236 times

STADIUM INFORMATION

Name.....	Donald W. Reynolds Razorback Stadium
Location.....	Fayetteville, Ark.
Field Name.....	Frank Broyles Field
Capacity.....	72,000
First Game.....	Sept. 24, 1938
Record at Stadium.....	184-90-2 (.670)

Name.....	War Memorial Stadium
Location.....	Little Rock, Ark.
Capacity.....	54,120
First Game.....	Sept. 18, 1948
Record at Stadium.....	149-60-4 (.709)

Name.....	AT&T Stadium
Location.....	Arlington, Texas
Capacity.....	71,815
First Game.....	Oct. 3, 2009
Record at Stadium.....	4-3 (.571)

UNIVERSITY INFORMATION

Location.....	Fayetteville, Ark.
Enrollment.....	26,754
Founded.....	1871
Colors.....	Cardinal and White
Chancellor.....	Dr. Joseph E. Steinmetz
Athletics Director.....	Jeff Long

► PLAYER QUICK NOTES

QUARTERBACKS

- **AUSTIN ALLEN** leads the SEC in completion percentage (66.9) and ranks third in passer rating (159.4).
- One of 10 FBS quarterbacks with two or more touchdown passes in each of the first four weeks.
- Named the SEC Player of the Week and Manning Award Player of the Week after Arkansas' win at No. 15 TCU.

RUNNING BACKS

- **RAWLEIGH WILLIAMS III** ranks third in the SEC and 16th in the nation with 433 rushing yards.
- Tied for the SEC lead in first down runs (21), second in 10+ yard runs (14) and third in rush attempts (88).
- Posted back-to-back 100-yard rushing games at No. 15 TCU (137) and against Texas State (121).

- **KODY WALKER** scored his 14th career rushing touchdown in the win over Texas State.
- Earned a sixth year of eligibility from the NCAA and SEC prior to the start of last season.
- Carried the ball 90 times for 394 yards and six touchdowns in 2015, which were each career season highs.

WIDE RECEIVERS

- **DREW MORGAN** ranks fourth in the SEC with a team-best 24 receptions, including a league-best 16 for first downs.
- Equalled a career-high with nine receptions against No. 10 Texas A&M and is now three shy of 100 for his career.
- 66 of his 97 career receptions have resulted in a first down, including 16 of 24 this season.

- **KEON HATCHER** extended his streak to 23 consecutive games with a reception for a first down dating back to 2013.
- Reached the 100-reception plateau against No. 10 Texas A&M.
- Hauled in Arkansas' two longest pass plays of the season, including a 73-yarder against Texas State.

- **DOMINIQUE REED** has four receptions for 53 yards and four rushes for 27 yards on the season.
- Scored a touchdown in six straight games in 2015, including all four SEC road games.
- Ran for 20 or more yards after the catch on four of his six TD receptions.

- **JARED CORNELIUS** has scored a touchdown in six of his last eight games played with four coming through the air.
- Set career-bests for catches (7) and yards (126) against No. 10 Texas A&M.
- Only SEC player and one of three nationally with a 40-yard reception, 40-yard run and 40-yard punt return in 2015.

TIGHT ENDS

- **JEREMY SPRINKLE** has seven TDs in his last seven games dating back to 2015.
- Caught a TD pass in each of the first three games of the season.
- 30 of last 40 receptions have resulted in either a first down or a TD dating back to last season.

OFFENSIVE LINE

- **DAN SKIPPER** made his 38th straight start on the offensive line against No. 10 Texas A&M.
- Blocked his sixth career kick with under 10 seconds left in the fourth quarter as TCU attempted the game-winning FG.
- Graded out a team-best 90 percent at TCU, helping pave the way for Williams (137 yards) and Allen (233 yards).

- **FRANK RAGNOW** made his 17th straight start on the offensive line against No. 10 Texas A&M.
- Moved back to center against the Aggies after starting at right guard in the Texas State game.
- Gave Allen a key push at the goal line on his 5-yard game-winning TD run in the second overtime at No. 15 TCU.

DEFENSIVE LINE

- **DEATRICH WISE JR.** has at least a half-sack in seven of the last eight regular-season contests - 9.0 over that stretch.
- Has 4.5 sacks in Arkansas' last three road wins against ranked opponents.
- Ranks fifth among SEC active career sack leaders (15.0).

- **JEREMIAH LEDBETTER** has logged at least a half-sack in 3 of 4 games this season and five of his last eight.
- 20 tackles rank third on the team and are tied for third in the SEC among defensive linemen.
- His 2.5 sacks this season lead the team and are tied for 13th in the SEC.

- **TAIWAN JOHNSON** has started 30 straight games.
- Had a QB hurry that forced an interception that was returned for a TD at No. 15 TCU.
- Has made at least a half-sack in six career games, including three of his last six.

LINEBACKERS

- **BROOKS ELLIS** ranks second on the team and tied for seventh in the SEC in tackles (30).
- Leads team in tackles for loss (4.0).
- Has made double-digit tackles seven times in his career.

- **DRE GREENLAW** leads the team in tackles (32).
- Is 1 of 6 SEC linebackers, along with Brooks Ellis, with an interception on the season.
- Has led the team in tackles in 7 of 17 career games played.

DEFENSIVE BACKS

- **RYAN PULLEY** is tied for fifth in the FBS in passes defended (7) and fourth in pass breakups (6).
- 1 of 6 players in the country with six pass breakups and at least one INT.
- Returned his INT 25-yards for a TD against Texas State.

- **HENRE' TOLIVER** has started each of the last eight contests dating back to last season.
- Fourth on the team in tackles with six at No. 15 TCU.
- Helped the Hogs shut out TCU in the first half with three tackles and a pass breakup.

- **JOSH LIDDELL** has totaled 36 tackles, including 2.0 for loss, and one interception during his last eight games.
- Ranked sixth on the team in tackles in 2015 with 52 and tied for the team lead in interceptions with two.
- Has logged at least eight tackles three times during his career.



► A RAZORBACK WIN WOULD

- Give Arkansas its 10th win in its last 12 games dating back to 2015.
- Mark the first time Arkansas started 4-1 since 2011.
- Give Arkansas a 1-0 all-time record over Alcorn State.
- Give Arkansas its 12th win over a non-conference opponent in its last 14 opportunities.
- Give Arkansas a 167-67-4 all-time record in Little Rock.
- Be Arkansas' 21st win in its past 23 non-conference games in Little Rock.
- Improve Arkansas' record to 150-60-4 all-time at War Memorial Stadium.
- Improve Coach Bielema's record to 22-21 at Arkansas and 90-45 all-time as a head coach.
- Improve Coach Bielema's non-conference record during the regular season to 40-4 all-time.

► WHAT TO WATCH FOR

THE RAZORBACKS

- Have scored 40 or more points in seven of their last 11 games.
- Have produced 400 or more yards of total offense in each of the last three games.
- Have passed for a touchdown in five straight games dating back to 2015.
- Have rushed for a touchdown in six straight games dating back to 2015.
- Have scored touchdowns on 18 of 23 red-zone opportunities this season.
- Have intercepted a pass in six of the past seven games dating back to last season.
- Have 21 interceptions through their last 23 games.
- Have returned an interception for a touchdown in two of the last three games.

QB AUSTIN ALLEN

- Can become the first Arkansas quarterback to throw multiple touchdown passes in each of the first five games of a season since Arkansas joined the SEC in 1992, with two scoring tosses on Saturday.

LB BROOKS ELLIS

- Is one double-digit tackle game away from recording eight in his career (Last: Martrell Spaight, 2013-14).
- Is 63 tackles shy of 300 for his career.

WR KEON HATCHER

- Is one reception shy of 101 for his career, which would put him tied for 15th all-time in school history.
- Has 14 career touchdown catches and is one away from tying Greg Childs for 11th all-time in school history.
- Has a touchdown reception in three straight games.
- Has had a reception for a first down in 23 straight games dating back to 2014.

WR DREW MORGAN

- Is three catches shy of becoming the second Razorback to hit the 100-career catch mark in as many weeks.
- Is four catches shy of tying for 15th all-time in school history.
- Needs one 100-yard receiving game to bring his career total to three and tie for 10th all-time in school history.
- Has a reception in 18 straight games dating back to 2014.

TE JEREMY SPRINKLE

- Has 10 career TD receptions and needs one more to set the school record for most in a career by a tight end.

RB RAWLEIGH WILLIAMS III

- Has eclipsed the 100-yard rushing mark in two of the last three games - three times total during his career.
- Arkansas is 3-0 when Williams breaks the 100-yard rushing barrier.
- Has produced 75+ yards rushing in each of Arkansas' four games this season.
- Has a rushing touchdown in two straight games.

DL DEATRICH WISE JR.

- Has 15.0 career sacks and is just one away from cracking Arkansas' top 10 career list.

► NATIONAL RANKINGS WATCH

Date	Associated Press	Amway USA Today Coaches	FWAA-NFF Super 16	CFP
Preseason	RV	RV	--	--
Sept. 7	RV	RV	--	--
Sept. 11	24	24	--	--
Sept. 18	17	18	16	--
Sept. 25	20	22	--	--

► ASSOCIATED PRESS POLL

As of Sept. 25, 2016

Rank	Team	Record	Points
1	Alabama (50)	4-0	1511
2	Ohio State (4)	3-0	1440
3	Louisville (6)	4-0	1409
4	Michigan (1)	4-0	1292
5	Clemson	4-0	1267
6	Houston	4-0	1239
7	Stanford	3-0	1166
8	Wisconsin	4-0	1084
9	Texas A&M	4-0	1036
10	Washington	4-0	986
11	Tennessee	4-0	909
12	Florida State	3-1	804
13	Baylor	4-0	729
14	Miami	3-0	696
15	Nebraska	4-0	640
16	Ole Miss	2-2	540
17	Michigan State	2-1	527
18	Utah	4-0	493
19	San Diego State	3-0	304
20	Arkansas	3-1	241
21	TCU	3-1	239
22	Texas	2-1	217
23	Florida	3-1	176
24	Boise State	3-0	163
25	Georgia	3-1	142

Note: Bold denotes teams on Arkansas' 2016 schedule

Others receiving votes: Arizona State 135, Oklahoma 120, North Dakota State 58, West Virginia 51, Virginia Tech 38, Colorado 33, North Carolina 26, Iowa 25, UCLA 22, **Auburn 18**, **LSU 17**, Western Michigan 14, Wake Forest 9, Memphis 6, Maryland 2, Toledo 1

► AMWAY COACHES POLL

As of Sept. 25, 2016

Rank	Team	Record	Points
1	Alabama (61)	4-0	1597
2	Ohio State (2)	3-0	1506
3	Clemson (1)	4-0	1440
4	Louisville	4-0	1411
5	Michigan	4-0	1333
6	Stanford	3-0	1269
7	Houston	4-0	1250
8	Wisconsin	4-0	1127
9	Washington	4-0	1049
10	Texas A&M	4-0	1016
11	Tennessee	4-0	986
12	Florida State	3-1	843
13	Baylor	4-0	797
14	Miami	3-0	664
15	Nebraska	4-0	649
16	Michigan State	2-1	597
17	Ole Miss	2-2	558
18	Utah	4-0	504
19	TCU	3-1	330
20	Georgia	3-1	271
21	Florida	3-1	254
22	Arkansas	3-1	197
23	North Carolina	3-1	173
24	San Diego State	3-0	156
25	Texas	2-1	142

Note: Bold denotes teams on Arkansas' 2016 schedule

Others receiving votes: Iowa 127, Boise State 126, Arizona State 94, Oklahoma 77, West Virginia 46, **LSU 30**, Western Michigan 25, Memphis 23, Virginia Tech 20, UCLA 20, **Auburn 18**, Colorado 16, Minnesota 14, Navy 14, Wake Forest 9, Kansas State 6, Air Force 4, Toledo 4, Oregon 3, Maryland 2, South Florida 1, Appalachian State 1, Troy 1



▶ ALLEN AMONG SEC'S BEST

• On the season, **QB AUSTIN ALLEN** has completed 81 of 121 passes for 1,026 yards and nine TDs against two picks. He leads the SEC in completion percentage (66.9) and ranks third in passer rating (159.4). Those figures rank tied for 16th and 21st in the FBS, respectively. Allen is also one of 17 FBS QBs, including three in the SEC, with 1,000+ passing yards and at least nine passing TDs.

ALLEN AMONG SEC QUARTERBACKS (2016)

Category	Stat	Rank
Passing Attempts	121	5
Completions	81	3
Completion Percentage	66.9	1
Passing Yards	1,026	4
Yards/Attempt	8.5	3
TDs	9	4
Rating	159.4	3
Yards/Game	256.5	4

• Allen ranks second in the FBS in percentage of red zone pass attempts that have resulted in a touchdown this season (minimum 20 red zone pass attempts).

FBS LEADERS - RED ZONE ATTEMPTS/TD PASSES (2016)

Player	Team	RZ Att.	RZ TD	RZ TD %
Drew Lock	Missouri	22	9	40.9
Austin Allen	Arkansas	26	9	34.6
Brent Stockstill	MTSU	24	8	33.3
Seth Russell	Baylor	20	6	30.0

• Allen threw for a career-high 371 yards, including 156 yards in the fourth quarter alone, and two TDs against No. 10 Texas A&M. The 371 yards are the 10th-most in an SEC game in program history. His last interception thrown was in the second quarter against Louisiana Tech in the season opener (102 attempts ago). He also owns the second-best TD/INT ratio (min. 100 attempts) in the SEC this season at 4.5.

• Allen looks to become just the fifth QB to go at least 4-1 in his first five starts for Arkansas since it joined the SEC in 1992.

Player	Year	Comp.	Att.	Yds.	TD	Int.	Record
Mitch Mustain	2006	41	72	578	9	2	5-0
Tyler Wilson	2011	111	172	1,517	11	3	4-1
Zak Clark	2001	47	95	528	2	2	4-1
Robby Hampton	2000	83	145	1,023	9	4	4-1

• With two scoring tosses against No. 10 Texas A&M, Allen is now one of 10 QBs in the FBS, including two in the SEC, with multiple TD passes in each of the first four games this season.

• Allen is the first Arkansas QB to throw multiple TD passes in each of the first four games of a season since Clint Stoerner in 1998. In addition, Allen's nine TD passes are the most by an Arkansas QB through four games of a season since Tyler Wilson's nine in 2012.

• Allen engineered game-winning drives in each of his first two games. Trailing 20-14 midway through the fourth quarter against Louisiana Tech, Allen capped a 13-play, 77-yard go-ahead and eventual game-winning TD drive by finding **TE JEREMY SPRINKLE** in the end zone from 4-yards out. At No. 15 TCU, Allen was 4-of-4 for 58 yards and a TD on the Razorbacks' 56-second game-tying drive in the fourth quarter. He threw a 16-yard TD pass to **WR KEON HATCHER** and then caught the tying 2-point conversion from the receiver with 1:03 remaining. He later connected with Sprinkle from 19-yards out in the first overtime. Allen finished the game 17-of-29 passing for 223 yards and three TDs.

ALLEN'S GAME-WINNING DRIVES (2016)

		PASSING							RUSHING			
Opp	Date	Result	Comp.	Att.	Pct.	Yds.	TD	Int.	Att.	Yds.	TD	
LA Tech	9/3/16	W, 21-20	5	6	83.3	43	1	--	--	--	--	--
TCU	9/10/16	W, 41-38	1	1	100.0	4	--	--	1	5	1	1
Totals		2-0	6	7	85.7	47	1	--	1	5	1	

▶ RWIII CARRYING THE LOAD

• Through four games, **RB RAWLEIGH WILLIAMS III** has totaled 433 yards rushing on 88 carries, topping the 100-yard rushing mark twice.

• The Dallas native has found the end zone on the ground four times, which is tied for fourth in the SEC and ranks 31st in the FBS.

• Williams' 433 rushing yards rank third in the SEC and 16th in the FBS. He is one of only five players in the Power 5 conferences to total at least 400 rushing yards and four rushing TDs this season.

Player	Team	Pos.	Yards	TD
Lamar Jackson	Louisville	QB	526	12
Dalvin Cook	Florida State	RB	495	4
Ralph Webb	Vanderbilt	RB	472	5
Rawleigh Williams III	Arkansas	RB	433	4
Mark Walton	Miami (FL)	RB	401	7

• Williams is the only player in the SEC and one of four in the FBS to rush for 75+ yards in each of the first four games of the 2016 season.

• Williams is tied for the SEC lead in runs resulting in a first down (tied for 5th in the FBS), while 5 of 6 rushes on third down this season have resulted in a first down, which is tied for fourth in the SEC (tied for 31st in the FBS).

• Williams has rushed for a TD in each of the last two games. Three of his four rushing TDs on the season have come in the first half, which is tied for the SEC lead.

WILLIAMS AMONG SEC RUNNING BACKS (2016)

Category	Stat	Rank
Rushing Attempts	88	3
Rushing Yards	433	3
Rushing TDs	4	T-4
Rushing Attempts/Game	22.0	4
Rushing Yards/Game	108.3	4
100+ Yard Games	2	T-2
First Downs	21	T-1
10+ Yards	15	2
20+ Yards	3	T-6

▶ HATCHER, HOGS' LEADING RECEIVER

• **WR KEON HATCHER** has picked up right where he left off in 2015. With 14 receptions for a team-high 281 yards and three TDs through four games this season, Hatcher is off to one of the best starts of his career. Last Saturday vs. No. 10 Texas A&M, Hatcher caught three passes for 77 yards and one TD. The three receptions helped him reach the 100-career catch plateau.

• Hatcher has hauled in 14 of 20 targets on the season. Eleven of his 14 catches have resulted in a first down, while nine have produced 15+ yards, which is tied for second in the SEC. Hatcher's 281 yards receiving rank eighth in the SEC, while his three TDs are tied for fifth.

HATCHER'S LAST SIX GAMES (2015-PRES.)

Date	Opp.	Rec.	Yds.	TD
9/24/16	No. 10 Texas A&M	3	77	1
9/17/16	Texas State	3	96	1
9/10/16	at No. 15 TCU	2	22	1
9/3/16	LA Tech	6	86	0
9/12/15	Toledo	7	92	0
9/5/15	UTEP	6	106	2
Totals		27	479	5

• Hatcher has also reeled in a reception for a first down in 23 straight games dating back to 2013 and has caught a TD pass in seven of his last nine games dating back to 2014, including each of the last three games.

• Hatcher has been particularly dominant in the first half this season, tallying 10 catches for 228 yards and two TDs.



► SPRINKLE = A TOUCHDOWN MACHINE

• A John Mackey Award candidate, **TE JEREMY SPRINKLE** tied 2010 Mackey Award winner D.J. Williams for first in program history in TD catches among tight ends (10) when he hauled in his third TD grab of the season in the second quarter against Texas State on Sept. 17.

• Sprinkle has reeled in a TD pass in 3 of 4 games this season and has totaled seven TDs through his last seven games dating back to 2015. His three TD catches this season are tied for fifth in the SEC, tied for the SEC lead among tight ends and are tied for third in the FBS among tight ends.

• 30 of Sprinkle's last 40 receptions have resulted in either a first down or a touchdown dating back to last season. Additionally, 22 of those receptions have gone for at least 10 yards, including nine for 20 yards or more.

• Last season, Sprinkle caught 27 passes for 389 yards and led all SEC TEs with six TD catches, good for a tie for ninth among FBS TEs. All six of Sprinkle's scoring grabs came during the final seven games of the season. Against Mississippi State, Sprinkle equaled the program single-game record and tied for the most TDs by an FBS tight end in 2015 with three.

• The White Hall, Arkansas, native is tied for the SEC active career lead in TD catches among tight ends (10).

Rank	Player	Team	TD Catches
1	Jeremy Sprinkle	Arkansas	10
2	Evan Engram	Ole Miss	10
3	O.J. Howard	Alabama	5
4	C.J. Conrad	Kentucky	3
5	Jason Reese	Missouri	2

► MORGAN CONTINUES TO BE A RELIABLE TARGET

• For the second time this season, **WR DREW MORGAN** paced the Razorbacks in receptions as he matched his career high with nine for 86 yards against No. 10 Texas A&M last Saturday. With a team-high 24 catches for 254 yards and one TD through four games in 2016, Morgan continues to show why he has been one of the Razorbacks' most reliable targets over the last two years.

• Morgan's 24 receptions rank fourth in the SEC and are tied for 24th in the FBS, while his 16 catches for a first down leads the league and are tied for 11th in the FBS.

• Though he began last season as Arkansas' No. 3 or No. 4 wide receiver, **DREW MORGAN** took advantage of injuries and increased playing time to become one of the SEC's best wide receivers. Morgan tallied three 100-yard receiving games in 2015, all against SEC opponents, and became the first Razorback to accomplish that feat since Jarius Wright in 2011.

• Morgan led the SEC in TD catches during the regular season (10) and in league games (8). In four of his last six SEC games, Morgan hauled in a TD pass, including three at Ole Miss to go along with his 100+ yard performance. The three TD catches in the Hogs' thrilling OT victory against the Rebels tied for the most in an SEC game during the 2015 season. Morgan ended his junior campaign with a TD reception in five of eight conference contests and as only the fourth player in school history to haul in double-digit TD passes during a single season.

► IN THE RED ZONE

• Arkansas has scored on 18 of 23 trips to the red zone this season.

• All 15 of the Razorbacks' offensive TDs in 2016 have come in the red zone, which ranks second in the SEC and is tied for 11th in the FBS.

• **TE JEREMY SPRINKLE** and **WR KEON HATCHER** are tied for second in the SEC in red-zone TD receptions (3).

► CORNELIUS GOES FOR 100

• After missing the Texas State game with a sore back, **WR JARED CORNELIUS** returned with career bests in catches (7) and receiving yards (126) against No. 10 Texas A&M. Cornelius is the first Razorback to eclipse the 100-yard receiving mark this season.

• Three of Cornelius' seven catches against the Aggies went for 33 yards or more.

• Cornelius has scored a TD in six of his last eight games played dating back to 2015 with four coming through the air and two on the ground.

► 2016 RAZORBACK TRENDS

Overall	3-1
vs. SEC	0-1
Non-Conference.....	3-0
Home	2-0
Away	1-0
Neutral	0-1
Day Games	1-0
Night Games (6 p.m. start or later)	2-1
vs. Top 25 teams.....	1-1
TV games.....	3-1
on SEC Network.....	1-0
on SEC Network-Alternate.....	1-0
on ESPN.....	1-1
on ESPN2.....	0-0
on ESPNU.....	0-0
on CBS.....	0-0
on ABC.....	0-0

OFFENSE

When scoring first	2-1
When opponents score first	1-0
When leading at halftime.....	2-0
When trailing at halftime	0-0
When tied at halftime.....	1-1
When leading after third quarter	2-0
When trailing after third quarter	1-1
When tied after third quarter	0-0
In overtime games	1-0
When scoring less than 20 points.....	0-0
When scoring 20+ points.....	1-1
When scoring 30+ points.....	2-0
When scoring 40+ points.....	2-0
When allowing less than 20 points.....	1-0
When allowing 20+ points	2-1
When allowing 30+ points	1-1
When rushing for <100 yards	0-0
When rushing for 100+ yards.....	3-1
When rushing for 200+ yards.....	1-0
When passing for 200+ yards.....	2-1
When passing for 250+ yards.....	0-1
When passing for 300+ yards.....	0-1
When totaling < 300 yds total offense.....	1-0
When gaining 300+ yds total offense	2-1

DEFENSE

When allowing < 100 yds rushing.....	2-0
When allowing 100+ yds rushing.....	1-1
When allowing 200+ yds rushing	0-1
When allowing < 200 yds passing.....	1-0
When allowing 200+ yards passing	2-1
When allowing 250+ yards passing	1-0
When allowing 300+ yards passing	1-0
When allowing < 300 yds total offense.....	2-0
When allowing 300+ yds total offense	1-1
When having a 100-yard rusher.....	2-0
When opp. have a 100-yard rusher.....	0-1
When having no turnovers.....	1-0
When having less than 3 turnovers.....	3-0
When having 3 or more turnovers.....	0-1
When having no takeaways	0-0
When having < 3 takeaways	3-1
When having 3 or more takeaways	0-0
When having more than 30:00 TOP	3-1
When having less than 30:00 TOP.....	0-0



► RECEIVING TALENT RUNS DEEP

• Arkansas has one of the SEC's best receiving units as three Razorbacks rank among the top eight of the conferences' active career leaders in TD receptions.

SEC ACTIVE LEADERS - CAREER TD RECEPTIONS

Rank	Player	Team	Years	TD
1	Josh Reynolds	Texas A&M	2014-16	21
T-2	Keon Hatcher	Arkansas	2012-16	14
T-2	Fred Ross	Mississippi State	2013-16	14
T-4	Travin Dural	LSU	2013-16	13
T-4	Drew Morgan	Arkansas	2014-16	12
T-6	Quincy Adebeyejo	Mississippi	2013-16	11
T-6	Malachi Dupre	LSU	2014-16	11
T-8	Jeremy Sprinkle	Arkansas	2013-16	10
T-8	Evan Ingram	Mississippi	2013-16	10
T-8	Christian Kirk	Texas A&M	2015-16	10

► THE ENOS EFFECT

• In 2015, **DAN ENOS'** first season at the helm of the offense, Arkansas threw for 3,000 yards and rushed for 2,000 yards for the first time in the same season.

• The Razorbacks totaled 467 points last season, which were the most in a single season since 2011 (478), while 305 first downs were a school record. Additionally, Arkansas led the SEC with 34.4 points per conference game.

• Arkansas averaged 46.3 points over the last seven games of the season, nearly 10 points more than any other SEC program over its final seven contests. The Razorbacks also scored 50+ points four times over the final six regular season games, breaking the previous program single-season record of three set in 1910, 1916 and 2007.

ARKANSAS' OFFENSIVE PRODUCTION - LAST TWO SEASONS

2015 (SEC Rank)	Category	2014 (SEC Rank)
465.5 (2)	Total Offense	406.0 (8)
35.9 (2)	Scoring Offense	31.9 (7)
268.2 (3)	Passing Offense	188.0 (11)
197.3 (4)	Rushing Offense	218.0 (5)
6,051 (3)	Total Yards	5,278 (8)
6.83 (2)	Yards/Play	5.76 (8)
305 (3)	First Downs	288 (7)

• Through four games in 2016, Arkansas has put together 1,658 yards of total offense, including 400 or more yards in each of its last three games (407 at No. 15 TCU; 467 vs. Texas State, 491 vs. No. 10 Texas A&M), produced 128 total points, and topped the 40-point plateau in two of the last three games. The Razorbacks have now produced 40 or more points in seven of their last 11 games dating back to 2015.

► 10+ YARD PLAYS

• One of the keys to Arkansas' success on offense is its ability to produce plays that result in 10 or more yards from the line of scrimmage. The Razorbacks have manufactured 66 plays that gained at least 10 yards this season, good for fourth in the SEC.

• Last season the Razorbacks were able to rip off 209 plays of 10 or more yards, which ranked fourth in the SEC and were its most since leading the SEC in 2011 with 217.

SEC LEADERS - 10+ YARD PLAYS (2016)

Rank	Team	10+ Yard Plays
1	Ole Miss	73
2	Missouri	71
3	Texas A&M	67
4	Arkansas	66
5	Mississippi State	65

► SKIPPER'S BLOCK PARTY

• **OL DAN SKIPPER** used his 6-10, 319-pound frame to block No. 15 TCU's 28-yard field goal try with 10 seconds remaining, sending the game into OT on Sept. 10.

• The blocked kick was the sixth of Skipper's career and the first by an FBS team in the fourth quarter of a tie game against a ranked opponent since Georgia Tech in 2015 against Florida State.

SKIPPER'S CAREER BLOCKED KICKS (2013-PRES.)

Date	Opponent	Surface	Blocks
9/10/16	at No. 15 TCU	Grass	1
09/12/15	Toledo	Turf	1
11/28/14	at No. 14 Missouri	Turf	1
09/21/13	at Rutgers	Turf	1
10/05/13	at Florida	Grass	1
11/23/13	Mississippi St.	Turf	1
Total			6

► REMAINING DISCIPLINED

• Remaining disciplined has been a staple of Bielema's coaching career. In six of the past seven years, Bielema-coached teams have ranked in the top 30 nationally in fewest penalties per game. The Razorbacks are tied for fourth in the SEC and 47th in the FBS with 5.8 penalties per game this season.

PENALTIES PER GAME - BIELEMA-COACHED TEAMS (2009-15)

Year	Penalties/Game	Conference Rank	National Rank
2015	4.2	1	8
2014	5.2	6	T-36
2013	4.1	2	T-12
2012	3.8	1	5
2011	4.7	4	23
2010	3.2	1	1
2009	5.3	7	T-28

► OVERTIME WINS

• With the 41-38 win in double overtime at No. 15 TCU in Week 2, the Razorbacks improved to 12-6 all-time in overtime games and are tied with Tennessee for the most overtime appearances and wins in FBS history.

Team	Total	Wins	Losses	Pct.
Arkansas	18	12	6	.667
Tennessee	18	12	6	.667
Utah	17	9	8	.529
TCU	17	8	9	.471
Fresno State	17	7	10	.412
Missouri	16	11	5	.688
Oregon	16	9	7	.563

► SACKS ALLOWED

• The Razorback offensive line led the SEC in fewest sacks allowed (14) in 2015 for the third straight year. Arkansas was also one of only 13 teams nationally that allowed 14 or fewer sacks. Through four games this season, the Hogs are tied for fourth in the conference in sacks allowed (7).

SEC LEADERS - FEWEST SACKS ALLOWED (LAST FOUR SEASONS)

Rank	Team	2016	2015	2014	2013	Total
1	Arkansas	7	14	14	8	43
2	Auburn	12	19	15	18	64
3	Georgia	12	15	17	22	66
4	Alabama	8	26	16	17	67
5	LSU	6	17	25	25	73



► A WISE HOG

• A Bednarik Award and Nagurski Trophy candidate, **DL DEATRICH WISE JR.** has recorded at least a half-sack in 3 of 4 games this season and now has 9.0 sacks through his last nine games, including at least a half-sack in seven of the last eight regular-season contests dating back to 2015. Wise has at least 0.5 tackles for loss in all four contests this season, totaling 3.0 during that span.

• Wise moved into a tie for 11th in school history with 15.0 career sacks when he recorded a half-sack against Texas State in Week 3.

• In the season opener, Wise helped halt what would be the Louisiana Tech's final drive of the game during the fourth quarter, combining for a 10-yard sack with fellow **DL JEREMIAH LEDBETTER** to force a punt that allowed Arkansas to run out the clock for the win. Wise earned SEC Defensive Lineman of the Week honors for his efforts in Week 1.

SEC ACTIVE LEADERS - CAREER SACKS

Rank	Player	Team	Pos.	Career Sacks
1	Myles Garrett	Texas A&M	DL	27.0
2	Derek Barnett	Tennessee	DL	22.0
3	Jonathan Allen	Alabama	DL	21.0
4	Marquis Haynes	Ole Miss	DL	19.5
5	Deatrich Wise Jr.	Arkansas	DL	15.0

• Wise tallied 31 tackles - including 10.5 for loss - and eight sacks in 13 games played last season. All eight of his sacks came during SEC play, which led the league in that category.

WISE'S LAST NINE GAMES COMPARED TO HIS PREVIOUS NINE GAMES

	Tackles	Tackles For Loss	Sacks
Last 9 Games	38	10.0	9.0
Previous 9 Games	13	4.0	1.5

• The Carrollton, Texas, native has recorded 11 of his 15.0 career sacks against SEC opponents, including at least a half-sack in six of the last 10 conference games he's played in.

► LEDBETTER MAKING PRESENCE KNOWN

• **DL JEREMIAH LEDBETTER** has recorded 20 total tackles, including 2.5 for loss, 2.5 sacks, two pass breakups, and one forced fumble through four games in 2016.

• Ledbetter's 20 tackles rank third on the team and are tied for second in the SEC among defensive linemen.

• Ledbetter registered a career-high 1.5 sacks against Texas State in Week 3 and has recorded at least a half-sack in five of the last eight games dating back to last season, including 3 of 4 contests in 2016.

• His 2.5 sacks this season lead the team and are tied for 13th in the SEC.

► BIG GAME BAKER

• **P TOBY BAKER** ranks ninth in the nation and second in the SEC with a 46.1 average on the season and has placed a punt inside the 20 in 13 of his last 14 games dating back to last season.

• Baker punted six times for an average of 50.7 with only two punts returned at No. 15 TCU. The Ray Guy Award candidate pushed his streak of consecutive punts over 50 yards to seven after his first five punts all went over 50 yards.

• His eight punts of 50+ yards in the first four games are two more than his career total entering the year.

► PULLEY BURSTING ONTO THE SCENE

• **DB RYAN PULLEY** has looked the part of one of the nation's top cornerbacks this season. Through four games, the sophomore from Fort Myers, Florida, is tied for fifth in the FBS in passes defended (7) and fourth in pass breakups (6). He is one of six players in the FBS with six PBUs and at least one interception this season.

Rank	Name	Team	Int.	PBU	PD
1	Breon Borders	Duke	2	8	10
2	Andre Chachere	SJSU	2	7	9
2	Torry McTyer	UNLV	1	7	8
4	Aarion Penton	Missouri	2	6	8
4	Ryan Pulley	Arkansas	1	6	7
4	Ahkello Witherspoon	Colorado	1	6	7

• Pulley's second career interception came in the second quarter against Texas State when he jumped a route in the flats, then picked off the pass and returned it 25 yards to the end zone.

► ELLIS-GREENLAW TACKLING DUO

• The linebacker duo of **BROOKS ELLIS** and **DRE GREENLAW** has combined for 259 tackles (125 solo), 17.0 tackles for loss, 2.5 sacks, seven QB hurries, three interceptions, two forced fumbles and three fumble recoveries through the last 17 games dating back to 2015. Additionally, Ellis and Greenlaw are 1 of 2 linebacker pairs in the SEC to each record an interception this season.

• Greenlaw is Arkansas' leading tackler this season with 32. He has paced the Hogs in tackles in two of the first four contests - most recently against No. 10 Texas A&M with 11. It was the fifth time in his career that he has recorded double-digit tackles.

• A Butkus Award candidate, **LB BROOKS ELLIS** has 30 total tackles this season, which are the most through the first four games of a season in his career and good for a tie for seventh in the SEC.

• For the seventh time in his career, Ellis tallied double-digit tackles as he registered a team-best 13, a career-best 3.0 tackles for loss and an interception returned for a TD at No. 15 TCU in Week 2. The 13 tackles were the most by Ellis since registering 15 against Mississippi State on Nov. 21, 2015. Ellis' 3.0 tackles for loss against TCU were the most by a Razorback since **DB JARED COLLINS** had 3.0 against UAB on Oct. 25, 2014. It was his fourth career interception, which is tied for Arkansas' active career lead, and was the first interception return for a TD by a Razorback since former **DB ROHAN GAINES** (100 yards) against Ole Miss on Nov. 22, 2014.

• Ellis or Greenlaw has paced the Razorbacks in tackles in 13 of the last 15 contests, dating back to last season (Greenlaw: 7, Ellis: 6). **Below is a list of games that either Ellis or Greenlaw led the team in tackles:**

Opponent	Date	Player	Tackles
Texas Tech	9/19/15	Ellis	12
No. 14 Texas A&M	9/26/15	Greenlaw	5
at Tennessee	10/3/15	Greenlaw	10
at No. 8 Alabama	10/10/15	Ellis	15
Auburn	10/24/15	Greenlaw	16
UT Martin	10/31/15	Greenlaw	10
at No. 9 LSU	11/14/15	Greenlaw	12
Miss. State	11/21/15	Ellis	15
Missouri	11/27/15	Ellis/Beanum	6
Louisiana Tech	9/3/16	Greenlaw/3 others	7
at TCU	9/10/16	Ellis	13
Texas State	9/17/16	Ellis	7
No. 10 Texas A&M	9/24/16	Greenlaw	11



MISCELLANEOUS OFFENSIVE STATS

GAMES WITH A RECEPTION

Player	'13	'14	'15	'16	Career
Austin Cantrell	--	--	--	3	3
Jared Cornelius	--	8	8	3	19
Keon Hatcher	8	13	2	4	28
Cody Hollister	--	7	1	2	10
Hayden Johnson	--	--	--	1	1
Damon Mitchell	--	0	3	0	3
Drew Morgan	0	7	13	4	24
Dominique Reed	--	--	10	3	13
Jeremy Sprinkle	3	7	10	4	24
Kody Walker	0	1	1	1	4
Rawleigh Williams III	--	--	4	2	6

5+ RECEPTIONS

Player	'13	'14	'15	'16	Career
Jared Cornelius	--	0	1	1	2
Keon Hatcher	1	3	2	1	7
Drew Morgan	0	0	7	3	10
Dominique Reed	--	--	1	0	1
Jeremy Sprinkle	--	--	1	0	1

20+ YARD RECEPTION

Player	'13	'14	'15	'16	Career
Jared Cornelius	--	2	6	3	11
Keon Hatcher	5	6	3	2	16
Cody Hollister	--	0	1	0	1
Damon Mitchell	--	0	1	0	1
Drew Morgan	0	4	12	3	19
Dominique Reed	--	--	8	2	10
Jeremy Sprinkle	1	0	7	1	9

40+ YARD RECEPTION

Player	'13	'14	'15	'16	Career
Jared Cornelius	--	0	1	0	1
Keon Hatcher	1	2	0	2	5
Damon Mitchell	--	0	1	0	1
Drew Morgan	--	1	1	0	2
Dominique Reed	--	--	3	0	3
Jeremy Sprinkle	1	0	2	0	3

FIRST DOWN RECEPTIONS

Player	'13	'14	'15	'16	Career
Austin Cantrell	--	--	--	1	1
Jared Cornelius	--	11	20	6	37
Keon Hatcher	19	28	10	10	68
Cody Hollister	--	6	3	5	14
Hayden Johnson	--	--	--	1	1
Drew Morgan	--	7	43	16	66
Damon Mitchell	--	0	4	--	4
Dominique Reed	--	--	21	2	23
Jeremy Sprinkle	2	4	17	7	30
Kody Walker	0	1	0	--	1
Rawleigh Williams III	--	--	1	1	2

100 YARDS RECEIVING

Player	'13	'14	'15	'16	Career
Jared Cornelius	--	0	0	1	1
Drew Morgan	--	0	3	--	3
Keon Hatcher	0	1	1	--	2
Dominique Reed	--	--	1	--	1

GAMES WITH A RECEIVING TD

Player	'13	'14	'15	'16	Career
Jared Cornelius	--	2	3	2	7
Keon Hatcher	2	6	1	2	12
Cody Hollister	--	1	0	--	1
Damon Mitchell	--	0	1	--	1
Drew Morgan	--	1	7	1	9
Dominique Reed	--	--	5	--	5
Jeremy Sprinkle	0	1	4	2	7

KEON HATCHER reached the 100-catch plateau and extended his streak to 23 consecutive games with a reception for a first down, dating back to 2013, last Saturday



GAMES WITH MULTIPLE RECEIVING TDS

Player	'13	'14	'15	'16	Career
Keon Hatcher	0	0	1	--	1
Drew Morgan	0	0	2	--	2
Dominique Reed	--	--	1	--	1
Jeremy Sprinkle	0	0	1	--	1

10+ YARD RUNS

Player	'13	'14	'15	'16	Career
Jared Cornelius	--	1	3	--	4
Keon Hatcher	4	2	0	--	6
Damon Mitchell	--	4	1	--	5
Dominique Reed	--	--	1	2	3
Kody Walker	2	2	9	2	15
Devwah Whaley	--	--	--	1	1
Rawleigh Williams III	--	--	5	14	19

20+ YARD RUNS

Player	'13	'14	'15	'16	Career
Jared Cornelius	--	0	1	--	1
Keon Hatcher	1	1	0	--	2
Kody Walker	0	0	3	--	3
Rawleigh Williams III	--	--	1	3	4

RUSHING FIRST DOWNS

Player	'13	'14	'15	'16	Career
Austin Allen	--	3	0	3	6
Jared Cornelius	--	1	3	1	5
Juan Day	--	--	1	--	1
Keon Hatcher	4	2	0	--	6
Damon Mitchell	--	5	1	--	6
Dominique Reed	--	--	1	2	3
Kody Walker	2	1	22	6	34
Devwah Whaley	--	--	--	3	3
Rawleigh Williams III	--	--	10	21	31

100 YARDS RUSHING

Player	'13	'14	'15	'16	Career
Rawleigh Williams III	--	--	1	2	3

GAMES WITH A RUSHING TD

Player	'13	'14	'15	'16	Career
Austin Allen	--	1	0	1	2
Jared Cornelius	--	0	2	--	2
Keon Hatcher	0	1	0	--	1
Damon Mitchell	--	0	1	--	1
Dominique Reed	--	--	1	--	1
Kody Walker	0	1	5	1	9
Rawleigh Williams III	--	--	1	3	4

GAMES WITH MULTIPLE RUSHING TDS

Player	'13	'14	'15	'16	Career
Kody Walker	0	0	1	--	3
Rawleigh Williams III	--	--	0	1	1



► STUFFING THE RUN

• Arkansas' run defense has held 3 of 4 opponents this season below their season rushing average.

• The Razorbacks have ranked second in the SEC in rushing defense each of the last two seasons. In 2015, Arkansas allowed only 116.5 rushing yards per game, good for 12th nationally, despite playing some of the better rushing offenses in the country. **The Razorbacks have held 15 of their last 17 opponents below their season rushing average dating back to 2015:**

Opponent	RuYds All.	Rush YPG	Difference
UTEP	58	147.3	-89.3
Toledo	81	207.9	-126.9
Texas Tech	171	191.3	-20.3
vs. Texas A&M	65	171.7	-104.1
at Tennessee	133	223.7	-90.7
at Alabama	134	199.9	-65.9
Auburn	162	196.3	-34.3
UT Martin	139	163.2	-24.2
Ole Miss	222	183.1	38.9
LSU	59	257.42	-198.4
Mississippi St.	123	144.1	-21.1
Missouri	88	115.4	-27.4
Kansas State	79	157.7	-78.7
Louisiana Tech	79	166.8	-87.8
TCU	195	196.0	-1.0
Texas State	22	53.7	-31.7
Texas A&M	366	237.0	129
Totals	128	177.2	-49.2

► 28-POINT MARK UNDER ROBB SMITH

• Arkansas has held its opponent to 28 points or less in 21 of 30 games played under defensive coordinator Robb Smith. The Razorbacks are 15-6 when allowing 28 points or less since Smith joined the program prior to the 2014 season.

► MISCELLANEOUS DEFENSIVE STATS

DOUBLE-DIGIT TACKLES

Player	'13	'14	'15	'16	Career
Jared Collins	0	1	0	--	1
Brooks Ellis	2	1	3	1	7
Dre Greenlaw	--	--	4	1	5
Kevin Richardson	--	0	2	--	2
Josh Williams	--	1	0	--	1

TEAM LEADER IN TACKLES

Player	'13	'14	'15	'16	Career
Tevin Benum	--	0	1	--	1
Brooks Ellis	0	0	4	2	6
Dre Greenlaw	--	--	5	2	7
Jeremiah Ledbetter	--	--	1	--	1
Josh Liddell	--	0	1	--	1
Santos Ramirez	--	--	0	1	1
Kevin Richardson	--	0	2	1	3
Henre' Tolliver	--	0	1	--	1
Josh Williams	--	1	0	--	1
Deatrich Wise	0	0	0	1	1

GAMES WITH A SACK (Half sacks included)

Player	'13	'14	'15	'16	Career
McTelvin Agim	--	--	--	1	1
Tevin Benum	--	0	3	--	3
Austin Capps	--	--	--	1	1
Jared Collins	0	1	0	--	1
DJ Dean	0	0	1	--	1
Brooks Ellis	1	1	2	--	4
Dre Greenlaw	--	--	1	--	1
Bijhon Jackson	--	--	0	1	1
Taiwan Johnson	0	3	2	1	6
Jeremiah Ledbetter	--	--	3	3	6
Brandon Lewis	1	0	0	1	2
Randy Ramsey	--	0	--	2	2
Karl Roesler	--	--	1	1	2
Henre' Tolliver	--	1	0	--	1
Josh Williams	--	1	0	--	1
JaMichael Winston	0	0	0	1	1
Deatrich Wise	4	2	5	3	15

MULTIPLE SACKS (1.5 sacks or more)

Player	'13	'14	'15	'16	Career
Taiwan Johnson	0	1	0	--	1
Jeremiah Ledbetter	--	--	0	1	1
Deatrich Wise	0	1	2	--	3



DEATRICH WISE JR. has nine sacks over his last nine games played and is just one sack away from cracking Arkansas' top 10 career list.



▶ RAZORBACKS IN THE NFL

#PRHOGS

Name	Pos	NFL Team	Experience
Brandon Allen	QB	Jacksonville Jaguars	R
Alvin Bailey	OL	Cleveland Browns	4
Alex Collins	RB	Seattle Seahawks	R
Knile Davis	RB	Kansas City Chiefs	4
AJ Derby	TE	New England Patriots	2
Trey Flowers	DL	New England Patriots	2
Brett Goode	LS	Green Bay Packers	9
Chris Gragg*	TE	Buffalo Bills	4
Cobi Hamilton ^	WR	Pittsburgh Steelers	1
Hunter Henry	TE	San Diego Chargers	R
Javonte Herndon*	WR	San Diego Chargers	2
Denver Kirkland ^	OL	Oakland Raiders	R
Mitchell Loewen**	DE	New Orleans Saints	R
Ryan Mallett	QB	Baltimore Ravens	6
Darren McFadden**	RB	Dallas Cowboys	8
Jason Peters	OL	Philadelphia Eagles	13
Darius Philon	DL	San Diego Chargers	2
Chris Smith	DE	Jacksonville Jaguars	3
Martrell Spaight	LB	Washington Redskins	2
Travis Swanson	OL	Detroit Lions	3
Robert Thomas	DT	New York Giants	1
Sebastian Tretola	OL	Tennessee Titans	R
Jonathan Williams	RB	Buffalo Bills	R
Jarius Wright	WR	Minnesota Vikings	5

* Reserve/Injured

** Reserve/Non-Football Injury

^ on practice squad

▶ ARKANSAS ACTIVE CAREER LEADERS

PASSING YARDS

Austin Allen 1,214 (90 of 140)

RUSHING YARDS

Kody Walker 733 (172 attempts)

Rawleigh Williams III 687 (144 attempts)

RECEIVING YARDS

Keon Hatcher 1,404 (100 receptions)

Drew Morgan 1,278 (97 receptions)

Jared Cornelius 761 (52 receptions)

Jeremy Sprinkle 684 (51 receptions)

Dominique Reed 588 (32 receptions)

TOUCHDOWNS

Keon Hatcher 15 (14 receiving, 1 rushing)

Kody Walker 14 (14 rushing)

Drew Morgan 12 (12 receiving)

Jeremy Sprinkle 10 (10 receiving)

Jared Cornelius 9 (7 receiving, 2 rushing)

Rawleigh Williams III 5 (5 rushing)

TACKLES

Brooks Ellis 237 (102 solo, 135 assist)

TACKLES FOR LOSS

Deatrich Wise Jr. 20.5 (134 yards)

Brooks Ellis 19.5 (52 yards)

Taiwan Johnson 14.5 (69 yards)

SACKS

Deatrich Wise Jr. 15.0 (117 yards)

INTERCEPTIONS

DJ Dean 4 (9 yards)

Brooks Ellis 4 (138 yards)

Henre' Toliver 3 (58 yards)

Ryan Pulley 2 (33 yards)

▶ GOING FOR TWO

• Needing a successful two-point conversion to tie the game late in the fourth quarter against No. 15 TCU, the Razorbacks relied on some trickery to complete the conversion, using a double-reverse before **WR KEON HATCHER** found quarterback **QB AUSTIN ALLEN** in the end zone.

• Since the hiring of **OC DAN ENOS**, Arkansas has been successful on all five of its two-point conversion attempts over the last two years. The Razorbacks successfully converted four two-point conversions in 2015, which was the most in the SEC and second highest total in the nation.

• Each of the Razorbacks' last two-point conversions were similar plays that involved a receiver throwing to the quarterback for the score. Last season against Mississippi State, Jared Cornelius threw a pass into the hands of then quarterback Brandon Allen.

▶ FOUR-DOWN TERRITORY

• **COACH BIELEMA** didn't shy away from going for it on fourth down in Arkansas' season-opening win against Louisiana Tech. The Razorbacks went a perfect 3 of 3 on fourth down, highlighted by **QB AUSTIN ALLEN'S** eventual game-winning TD pass to **TE JEREMY SPRINKLE** with 6:37 left in the fourth quarter.

• Arkansas was one of three FBS teams to convert 100 percent of its fourth-down attempts during the opening week (minimum of three attempts) and one of five teams to convert three fourth downs in its first game.

• The Razorbacks have converted 13 of its last 18 fourth-down attempts dating back to last season. Arkansas has at least one fourth down attempt in 35 of 42 games (36 of 62) under Coach Bielema.

▶ NEW HIRES

• **COACH BIELEMA** made three additions to his coaching staff following the 2015 season. **PAUL RHOADS** joins the staff as defensive backs coach after spending the last 16 years as either a head coach or defensive coordinator at Iowa State, Pittsburgh and Auburn, including the last seven seasons as Iowa State's head coach. **KURT ANDERSON** comes to Fayetteville to coach the offensive line after spending the last three years with the Buffalo Bills as assistant offensive line coach. In 2015, the Bills led the NFL in rush yards per game (152.0) and yards per rush (4.8), and were fifth in the AFC in total offense (360.9). **REGGIE MITCHELL** enters his first season at Arkansas as running backs coach. A coaching veteran with over 30 years of experience, Mitchell spent the last six seasons at Kansas where he was the running backs coach and the program's recruiting coordinator the last two years. Over his career, Mitchell has coached or recruited 33 players that have been selected in the NFL Draft, including six first round picks.

▶ 2016 CAPTAINS

• Following practice on Aug. 25, **COACH BIELEMA** announced **LB BROOKS ELLIS**, **OL DAN SKIPPER**, **RB KODY WALKER** and **DL DEATRICH WISE JR.**, as the team's 2016 captains. The captains were voted on by their teammates. Below is a look at Arkansas' team captains under Bielema for the previous three seasons:

2016: LB Brooks Ellis, OL Dan Skipper, RB Kody Walker, DL Deatrich Wise Jr.

2015: QB Brandon Allen, LB Brooks Ellis, RB Jonathan Williams, DL JaMichael Winston

2014: QB Brandon Allen, OL Brey Cook, DL Trey Flowers, DB Alan Turner

2013: FB Kiero Small, DL Chris Smith, OL Travis Swanson, DL Robert Thomas



► 2016 TEAM STATS COMPARISON

CATEGORY	ARKANSAS	ALCORN ST.
Scoring Offense	32.0	27.3
Total Offense	414.5	417.7
Rushing Offense	158.0	187.3
Passing Offense	256.5	230.3
Scoring Defense	26.5	35.3
Total Defense	389.8	458.7
Pass Defense	224.3	324.7
Rushing Defense	165.5	134.0
Kickoff Return Avg.	17.78	27.31
Punt Return Avg.	5.83	0.00
Time of Possession	36:00	28:22
3rd Down Conv. Pct:	43.4%	37.2%
Opp. 3rd-D Conv. Pct:	50.0%	41.3%
TO Margin	0.00	-1.33
Net Punting	42.76	36.14
Fumbles Recovered	3	4
Passes Intercepted	3	0
Fumbles Lost	4	7
Turnovers Gained	6	4
Turnovers Lost	6	8
Passing Efficiency	158.10	126.71
Pass Efficiency Defense	114.78	161.84
Fewest Penalties	23	28
Fewest Yards Penalized	182	285
Sacks	2.75	4.67
Sacks Allowed	1.75	0.33
Tackles for Loss	5.0	7.7
First Downs	94	71
First Downs Allowed	71	72
Red Zone Offense	0.783	0.692
Red Zone Defense	0.786	0.643

► 2016 CONFERENCE (FBS/FCS) RANKS

CATEGORY	ARKANSAS	ALCORN ST.
Scoring Offense	7 (59)	4 (56)
Total Offense	8 (71)	3 (32)
Rushing Offense	11 (87)	1 (32)
Passing Offense	5 (47)	5 (46)
Scoring Defense	11 (67)	6 (92)
Total Defense	9 (69)	8 (98)
Pass Defense	7 (61)	10 (119)
Rushing Defense	9 (76)	2 (39)
Kickoff Return Avg.	13 (108)	1 (9)
Punt Return Avg.	8 (86)	10 (117)
Time of Possession	1 (8)	7 (88)
3rd Down Conv. Pct:	5 (50)	5 (53)
Opp. 3rd-D Conv. Pct:	13 (119)	5 (74)
TO Margin	10 (60)	9 (112)
Net Punting	1 (9)	3 (45)
Fumbles Recovered	4 (34)	3 (20)
Passes Intercepted	8 (56)	--
Fumbles Lost	8 (99)	9 (120)
Turnovers Gained	8 (52)	9 (86)
Turnovers Lost	6 (58)	5 (86)
Passing Efficiency	3 (22)	5 (56)
Pass Efficiency Defense	6 (36)	7 (109)
Fewest Penalties	4 (54)	4 (86)
Fewest Yards Penalized	3 (40)	7 (105)
Sacks	5 (32)	2 (2)
Sacks Allowed	5 (49)	1 (3)
Tackles for Losses	13 (103)	2 (14)
First Downs	3 (27)	5 (50)
First Downs Allowed	6 (51)	2 (61)
Red Zone Offense	8 (88)	7 (94)
Red Zone Defense	8 (51)	2 (13)

► GETTING TO KNOW: ALCORN STATE

► BRAVES' ROAD STREAK SNAPPED AT GRAMBLING

• Alcorn State had a seven-game road conference winning streak snapped last week, falling 43-18 at Grambling State. The Braves are now 1-2 on the year.

• Junior Arron Baker rushed for a career-high 131 yards to lead Alcorn's ground game. Overall, the Braves rushed for 168 yards against Grambling.

• Baker's yardage shattered his previous best of 75 yards set last season against Prairie View A&M (Nov. 7, 2015).

• Redshirt-freshman quarterback Noah Johnson threw for 65 yards including one touchdown. Junior Lenorris Footman went in at quarterback midway through the second quarter and totaled 137 yards through the air.

► ALCORN STATE QUICK FACTS

• Alcorn State is coming off a 9-4 season in 2015 including its second straight SWAC title.

• The Braves are led by head coach Fred McNair, who is in his first season at Alcorn.

• Alcorn State currently leads the SWAC in rushing yards per game, compiling 187.3 yards on the ground through three games.

• Defensively, the Braves are second in the league in rushing yards allowed per game (134.0) and have 23.0 tackles for loss. Senior linebacker Darien Anderson leads the team with 30 tackles, 21 being solo stops.

► ON THIS DATE: OCT. 1

Year	Opponent	Result	Score
1910	Drury	W	33-0
1921	Hendrix	W	28-0
1927	College of the Ozarks	W	32-0
1932	Missouri-Rolla	L	19-20
1938	at TCU	L	14-21
1949	TCU	W	27-7
1955	No. 10 TCU	L	0-26
1960	at TCU	W	7-0
1966	at TCU	W	21-0
1977	at TCU	W	42-6
1983	at TCU	W	38-21
1988	TCU	W	53-10
1994	Vanderbilt [^]	W	42-6
2011	vs. No. 14 Texas A&M ⁺	W	42-38

+ - Arlington, Texas

[^] - Little Rock, Ark.

• In 2011, the 18th-ranked Razorbacks won the final Southwest Classic with Texas A&M before the Aggies moved to the SEC. Quarterback Tyler Wilson threw for a school-record 510 yards and Jarius Wright hauled in 281 yards, the second-most receiving yards ever by a Razorback in a single game.

• Part of its SWC championship season, Ken Hatfield led the 1988 Razorbacks to a 10-2 record, including a dominating 53-10 win over TCU, one of five games that year in which the offense scored 30 or more points.



HEAD COACH BRET BIELEMA

► THE COACH B FILE

COACHING HISTORY

2013-Pres.	Arkansas (Head Coach)
2006-12	Wisconsin (Head Coach)
2004-05	Wisconsin (Def. Coord./Linebackers)
2002-03	Kansas State (Co-Def. Coord./LB)
1996-2001	Iowa (Linebackers)
1994-95	Iowa (Graduate Assistant)

PLAYING HISTORY

1989-92	Iowa (Defensive Tackle)
---------	-------------------------

POSTSEASON EXPERIENCE

HEAD COACH

Arkansas	2016 Liberty Bowl
	2014 Texas Bowl
Wisconsin	2013 Rose Bowl
	2012 Rose Bowl
	2011 Rose Bowl
	2009 Champs Sports Bowl
	2008 Champs Sports Bowl
	2008 Outback Bowl
	2007 Capital One Bowl

ASSISTANT COACH

Wisconsin	2006 Capital One Bowl
	2005 Outback Bowl
Kansas State	2004 Fiesta Bowl
	2002 Holiday Bowl
Iowa	2001 Alamo Bowl
	1997 Sun Bowl
	1996 Alamo Bowl
	1995 Sun Bowl

PLAYER

Iowa	1991 Rose Bowl
	1991 Holiday Bowl

► BY THE NUMBERS

104

Coch Bielema has had **104** 100-yard rushers over his 10 seasons as a head coach at Arkansas and Wisconsin.

100

During coach Bielema's 3 years at Arkansas, a league-high **100** Razorbacks have earned a spot on the SEC Fall Academic Honor Roll.

19

A former walk-on at Iowa, coach Bielema has awarded **19** scholarships to walk-ons at Arkansas since 2013.

14

14 Razorbacks have been selected in the NFL Draft over the last three years, good for fourth-most in the SEC over that span.

2

In the last 5 years, coach Bielema has mentored **2** QBs that have led the FBS in QBR Rating in Brandon Allen (2015) & Russell Wilson (2011).



► YEAR-BY-YEAR HEAD COACHING RECORD

Year	School	Overall	Conference	Bowl	Final Ranking
2006	Wisconsin	12-1	7-1 (T-2nd)	Capital One (Beat No. 12 Arkansas, 17-14)	No. 7
2007	Wisconsin	9-4	5-3 (4th)	Outback (Lost to No. 16 Tennessee, 21-17)	No. 24
2008	Wisconsin	7-6	3-5 (T-6th)	Champs Sports (Lost to Florida St., 42-13)	--
2009	Wisconsin	10-3	5-3 (T-4th)	Champs Sports (Beat No. 14 Miami, 20-14)	No. 16
2010	Wisconsin	11-2	7-1 (T-1st)	Rose (Lost to No. 3 TCU, 21-19)	No. 7
2011	Wisconsin	11-3	6-2 (1st)	Rose (Lost to No. 6 Oregon, 45-38)	No. 10
2012	Wisconsin	8-5	4-4 (1st)	Rose (Lost to No. 8 Stanford, 20-14)*	--
2013	Arkansas	3-9	0-8 (7th West)	--	--
2014	Arkansas	7-6	2-5 (7th West)	Texas (Beat Texas, 31-7)	--
2015	Arkansas	8-5	5-3 (T-3rd West)	Liberty (Beat Kansas State, 45-23)	--
2016	Arkansas	3-1	0-1	--	--
TOTALS		89-45	44-36	4-4	

^ - Won Big Ten Championship Game | * - Did not coach in Rose Bowl and loss is not reflected in record

The University of Arkansas captivated the college football world by naming Bret Bielema the 32nd head coach in Razorback history on December 2012. Since arriving in Fayetteville, Bielema, who enters his fourth season on The Hill, has in turn captivated the passionate Razorback fan base and the state with the culture he is creating and the standards he is holding the program to.

Throughout his head coaching career, Bielema has won three conference championships and coached 13 first-team All-Americans, numerous award winners, 39 NFL Draft picks and NFL superstars. Among the NFL players coached by Bielema are three-time Defensive Player of the Year J.J. Watt, Super Bowl winning quarterback Russell Wilson and No. 1 overall draft pick and eight-time Pro Bowler Joe Thomas.

Backed by his "Five Edges" to success, Bielema represented the qualities Arkansas was looking for: a leader of young men who holds student-athletes responsible both on and off the field and a coach who has a proven record of winning championships.

Bielema's recruitment philosophy of building a program on "uncommon" men have yielded record-setting results in the classroom. Arkansas posted a 2.94 team GPA in the spring of 2015, the highest recorded mark on record. Helping build the record-setting team GPA were 40 student-athletes on the Southeastern Conference (SEC) Fall Academic Honor Roll, good for the most in the conference. During Bielema's three seasons, Arkansas leads the SEC with 100 student-athletes on the SEC Fall Academic Honor Roll, while the 40 honorees in 2015 is the most by one school since he joined the league.

In 2015, Arkansas' off the field success was accompanied by on the field results to the tune of winning six of its last seven games and finishing in a tie for third place in the SEC West with a 5-3 mark. The Razorbacks displayed the resolve of their head coach by bouncing back from a tough start to pick up three SEC road wins and two overtime victories in conference action. Arkansas' wins at Tennessee, Ole Miss and LSU marked the first time in program history that the Razorbacks won three road games against teams that finished in the final Associated Press Top 25 poll.

Arkansas' surge in late October through November set up a Liberty Bowl matchup with Kansas State and one of Bielema's mentors head coach Bill Snyder. For the second-straight year the Razorbacks capped the season with a win in front of a large contingent of Arkansas fans, defeating Kansas State 45-23. With the win, Bielema became the first coach in program history to win back-to-back bowl games while Arkansas is the only SEC West team to win a bowl game each of the last two years.



GAME NOTES

► COACH B's RECORD WHEN ...

Scoring First.....	66-22
Opponent Scores First.....	23-23

Leading After 1st Quarter.....	58-13
Leading At Halftime.....	70-14
Leading After 3rd Quarter.....	78-13

Scoring 20+ Points.....	82-21
Scoring 30+ Points.....	68-6
Scoring 40+ Points.....	40-1
Scoring 50+ Points.....	18-1
Scoring 60+ Points.....	8-0
Scoring 70+ Points.....	5-0
Scoring 80+ Points.....	1-0

400+ Yards Total Offense.....	59-14
500+ Yards Total Offense.....	20-3
600+ Yards Total Offense.....	10-0

200+ Rushing Yards.....	55-13
300+ Rushing Yards.....	19-0
400+ Rushing Yards.....	7-0
500+ Rushing Yards.....	2-0

200+ Passing Yards.....	48-20
300+ Passing Yards.....	10-4

20+ First Downs.....	65-19
40 percent+ 3rd-Down Conv.	68-18
2 or Fewer Turnovers.....	78-32

15 or Fewer Points Allowed.....	44-2
20 or Fewer Points Allowed.....	60-7

300 or Less Yds Total Off Allowed.....	47-5
150 or Less Rush Yds Allowed.....	68-23
100 or Less Rush Yds Allowed.....	41-12
150 or Less Pass Yds Allowed.....	33-8
100 or Less Pass Yds Allowed.....	14-4

15 or Less 1st Downs Allowed.....	44-5
2+ Turnovers Forced.....	47-16

More Rush Yards.....	81-19
More Pass Yards.....	49-15

Fewer Turnovers.....	43-10
More Time of Possession.....	68-25
More First Downs.....	74-18

Fewer Penalties.....	40-19
1 Penalty.....	3-2
2-5 Penalties.....	56-22
6-9 Penalties.....	29-18
10+ Penalties.....	1-3

Special Teams Touchdown.....	10-3
------------------------------	------

100-Yard Rusher.....	71-15
200-Yard Passer.....	46-19
100-Yard Receiver.....	23-12
100-Yd Rusher+200-Yd Passer.....	9-6

HEAD COACH BRET BIELEMA

A key ingredient in Arkansas' success in 2015 was its balance and efficiency on offense. The Razorbacks led the SEC in scoring in conference games (34.4) while reaching 50+ points four times during the final six regular season games, breaking the previous program single-season record of three set in 1910, 1916 and 2007. Arkansas was the only school in the SEC and one of eight nationally to have both a 3,000-yard passer and 1,000-yard rusher during the regular season. Brandon Allen's 30 touchdowns through the air and Alex Collins' program record 20 scores on the ground made them the only duo in the nation to hit those statistical peaks.

Individual records and postseason accolades stacked up during and after the 2015 season, highlighted by junior tight end Hunter Henry winning the John Mackey Award. A consensus first-team All-American, Henry led all FBS tight ends with 739 yards receiving, as Arkansas became the first program to have two players win the John Mackey Award. Collins became just the third player in SEC history to start his career with three straight seasons of 1,000-yards rushing en route to earning All-America third team honors from Athlon. Paving the way for Collins was senior offensive lineman Sebastian Tretola, who was the co-recipient of the Jacobs Blocking trophy as the SEC's top blocker. Tretola was named a first-team All-American by Sports Illustrated and a second-team All-American by three other outlets.

Bielema is building Arkansas into a pro-style football program that prepares players for the NFL. He has had 39 draft picks in 10 seasons, good for the second-most among current head coaches with 10 years or less experience.

Since Bielema's arrival, a total of 14 Razorbacks have been selected in the NFL Draft which ranks as the fourth-most among SEC programs during that span. After having four defensive players chosen in the 2015 NFL Draft - the school's most since 1989 - Arkansas saw five offensive players find NFL homes during the 2016 draft. The five offensive players taken were the second-most from one school in the 2016 NFL Draft.

Henry was not only the first Razorback taken in the 2016 NFL Draft but also the first tight end selected when he went in the second round to the San Diego Chargers. Jonathan Williams (Buffalo Bills) and Collins (Seattle Seahawks) became just the second running back duo since Arkansas greats Darren McFadden and Felix Jones in 2008 to be picked in the top five rounds of the same NFL Draft when they both went in the fifth round. Less than 30 picks after Collins, both Tretola (Tennessee Titans) and Allen (Jacksonville Jaguars) came off the board in the sixth round to round out the program's most offensive players taken in the same draft since 2008.

Arkansas closed 2014 and its second season under Bielema by winning three of its final four games against traditional powers LSU, Ole Miss and Texas. The victories marked the first time in school history the Hogs have defeated those three teams in the same season. The Razorbacks finished 7-6 with a 31-7 victory over Texas in the AdvoCare V100 Texas Bowl, marking Arkansas' first winning season since 2011.

Bielema has always prided himself on a balanced offensive attack and that is exactly what the Razorbacks accomplished in 2014. Running backs Williams and Collins were the only FBS teammates to rush for more than 1,000 yards each and both players finished in the top five of the SEC in rushing totals.

Arkansas was the SEC's most improved defense in 2014, allowing just 19.2 points per game. With an 11.9 points per game improvement from the previous season, the Razorbacks had the seventh-most improved defense in the nation. Arkansas became the first unranked team in college football history to post back-to-back shutouts over ranked opponents after blanking No. 20 LSU and No. 8 Ole Miss. Senior linebacker and consensus first-team All-SEC selection Martrell Spaight was the first Razorback to ever lead the SEC with 128 total tackles.

In his first season at Arkansas (2013), the Razorbacks had five student-athletes named Freshmen All-Americans: Collins, offensive linemen Denver Kirkland and Dan Skipper, Henry and defensive tackle Darius Philon. Collins was named the SEC Freshman of the Year.

Bielema lettered from 1989-92 at Iowa after joining the program as a walk-on. He earned a scholarship after his first year and was a member of Iowa's 1990 Big Ten championship team. A starter as a junior in 1991, he was a team co-captain as a senior. Bielema signed a free agent contract with the Seattle Seahawks and later completed his playing career with the Milwaukee Mustangs of the Arena Football League.

A 1992 graduate of Iowa with a degree in marketing, Bielema married his wife, Jen, on March 10, 2012.

► PRO READY

- With the NFL's rosters trimmed to 53 on Sept. 3, all five of Arkansas' 2016 draft picks earned a spot on an opening week roster with the team that selected them. Since Bielema arrived, Arkansas ranks fourth in the SEC with 14 NFL Draft picks over the last three years.
- Coach Bielema has had a player at every offensive and defensive position selected in the NFL Draft except a safety.
- Coach Bielema has had at least four players taken in an NFL Draft in seven of his 10 years as a head coach.

► BEING BRET BIELEMA

Four new episodes of the mini-series "BEING Bret Bielema" produced by Sports Talk with Bo and JM Associates made their way to prime time in August on ESPN. Each 30-minute episode will re-air throughout the college football season on ESPN.





JEREMY SPRINKLE needs one touchdown catch to move into sole possession of first place in Arkansas history for career touchdown receptions among tight ends.

► OFFENSE

WR1	80	Drew Morgan (Sr., 6-0, 193)	- OR -
	1	Jared Cornelius (Jr., 5-11, 212)	

WR2	4	Keon Hatcher (Sr., 6-2, 207)
	81	Cody Hollister (Sr., 6-4, 209)

TE	83	Jeremy Sprinkle (Sr., 6-6, 256)
	44	Austin Cantrell (R-Fr., 6-4, 269)

LT	70	Dan Skipper (Sr., 6-10, 319)
	64	Jake Hall (So., 6-5, 266)

LG	51	Hjalte Froholdt (So., 6-4, 318)
	62	Johnny Gibson (So., 6-4, 344)

C	72	Frank Ragnow (Jr., 6-5, 319)
	75	Zach Rogers (So., 6-1, 306)

RG	50	Jake Raulerson (Jr., 6-4, 301)
	79	Jalen Merrick (R-Fr., 6-4, 327)

RT	60	Brian Wallace (So., 6-6, 335)
	74	Colton Jackson (R-Fr., 6-6, 300)

QB	8	Austin Allen (Jr., 6-1, 209)
	5	Ty Storey (R-Fr., 6-2, 212)

RB	22	Rawleigh Williams III (So., 5-10, 226)
	24	Kody Walker (Sr., 6-2, 240)
	21	Devwah Whaley (Fr., 5-11, 216)

FB	32	Hayden Johnson (Fr., 6-3, 248)
	34	Kendrick Jackson (So., 6-1, 255)

► DEFENSE

DE	97	Tevin Benum (Jr., 6-4, 251)	- OR -
	96	Karl Roesler (Jr., 6-1, 256)	
	10	Randy Ramsey (So., 6-4, 228)	

DT	94	Taiwan Johnson (Sr., 6-2, 284)	- OR -
	41	Austin Capps (Fr., 6-4, 309)	
	78	Bijhon Jackson (Jr., 6-2, 335)	

DT	55	Jeremiah Ledbetter (Sr., 6-3, 280)
	3	McTelvin Agim (Fr., 6-3, 289)

DE	48	Deatrich Wise Jr. (Sr., 6-5, 271)
	6	JaMichael Winston (Sr., 6-4, 260)

SLB	21	Josh Williams (Sr., 6-1, 249)
	10	Randy Ramsey (So., 6-4, 228)

MLB	51	Brooks Ellis (Sr., 6-2, 245)
	8	De'Jon Harris (Fr., 6-0, 255)

WLB	23	Dre Greenlaw (So., 6-0, 226)
	35	Dwayne Eugene (Jr., 6-1, 235)

CB	29	Jared Collins (Sr., 5-11, 173)
	2	DJ Dean (Sr., 5-11, 199)

FS	28	Josh Liddell (Jr., 6-1, 210)	- OR -
	20	De'Andre Coley (Jr., 6-1, 214)	
	38	Reid Miller (So., 5-9, 197)	

SS	9	Santos Ramirez (So., 6-2, 205)	- OR -
	20	De'Andre Coley (Jr., 6-1, 214)	
	15	Nate Dalton (R-Fr., 6-3, 190)	

CB	5	Henre' Toliver (Jr., 6-1, 185)	- OR -
	11	Ryan Pulley (So., 5-11, 198)	

► SPECIAL TEAMS

K	9	Cole Hedlund (So., 5-10, 171)
	48	Adam McFain (Sr., 6-0, 187)

P	37	Toby Baker (Sr., 6-3, 215)
	8	Blake Johnson (R-Fr., 6-0, 193)

KO	42	Connor Limpert (Fr., 6-1, 176)
	48	Adam McFain (Sr., 6-0, 187)

KS	49	Robert Decker (Jr., 6-0, 249)
	56	Matt Emrich (Sr., 6-3, 198)

DS	56	Matt Emrich (Sr., 6-3, 198)
	49	Robert Decker (Jr., 6-0, 249)

H	56	Matt Emrich (Sr., 6-3, 198)
	37	Toby Baker (Sr., 6-3, 215)

KOR	3	Dominique Reed (Sr., 6-3, 175)
	4	Keon Hatcher (Sr., 6-2, 207)

PR	1	Jared Cornelius (Jr., 5-11, 212)
	80	Drew Morgan (Sr., 6-0, 193)



GAME NOTES

► NUMERICAL ROSTER

No	Name	Pos	Ht	Wt	Cl/Exp	Hometown (HS/Other)
1	Jared Cornelius	WR	5-11	212	Jr./2L	Shreveport, La. (Evangel Christian Academy)
2	DJ Dean	DB	5-11	199	Sr./3L	Newton, Texas (Newton HS)
3	McTelvin Agim	DL	6-3	289	Fr./HS	Texarkana, Texas (Hope HS [Ark.])
3	Dominique Reed	WR	6-3	175	Sr./1L	Camden, Ark. (Fairview HS/Coffeyville CC [Kan.])
4	Keon Hatcher	WR	6-2	207	Sr./3L	Owasso, Okla. (Owasso HS)
4	Alexy Jean-Baptiste	LB	6-2	231	Fr./HS	Pompano Beach, Fla. (Coconut Creek HS)
5	Ty Storey	QB	6-2	212	R-Fr./RS	Charleston, Ark. (Charleston HS)
5	Henre' Toliver	DB	6-1	185	Jr./2L	Marrero, La. (Archbishop Rummel HS)
6	T.J. Hammonds	RB	5-10	197	Fr./HS	Little Rock, Ark. (Robinson HS)
6	JaMichael Winston	DL	6-4	260	Sr./3L	Pritchard, Ala. (Vigor HS)
7	Briston Guidry	DL	6-3	294	Fr./HS	Metairie, La. (Archbishop Rummel HS)
7	Damon Mitchell	RB	6-2	215	Jr./1L	Egg Harbor City, N.J. (Cedar Creek HS)
8	Austin Allen	QB	6-1	209	Jr./2L	Fayetteville, Ark. (Fayetteville HS)
8	De'Jon Harris	LB	6-0	255	Fr./HS	Harvey, La. (John Ehret HS)
8	Blake Johnson	P	6-0	193	R-Fr./RS	Long Beach, Calif. (Los Alamitos HS)
9	Cole Hedlund	K	5-10	171	So./1L	Argyle, Texas (Argyle HS)
9	Santos Ramirez	DB	6-2	205	So./1L	Shreveport, La. (Evangel Christian Academy)
9	Ricky Town	QB	6-3	214	R-Fr./RS	Thousand Oaks, Calif. (St. Bonaventure HS/USC)
10	Jordan Jones	WR	6-1	184	Fr./HS	Smackover, Ark. (Smackover HS)
10	Randy Ramsey	DE	6-4	228	So./1L	Fort Lauderdale, Fla. (Dillard HS)
11	Will Gragg	TE	6-4	254	R-Fr./RS	Dumas, Ark. (Dumas HS)
11	Ryan Pulley	DB	5-11	198	So./1L	Fort Myers, Fla. (Island Coast HS)
11	Britto Tutt	DB	6-2	177	So./JC	Augusta, Ga. (Academy of Richmond County/Ventura College [Calif.])
13	Deon Stewart	WR	5-11	164	R-Fr./RS	Highland, Ark. (Highland HS)
14	Carson Proctor	QB	6-4	211	Fr./HS	Vero Beach, Fla. (Vero Beach HS)
14	River Warnock	WR	5-11	185	So./HS	North Little Rock, Ark. (North Little Rock HS/Crowder College [Mo.])
15	Nate Dalton	DB	6-3	190	R-Fr./RS	Baton Rouge, La. (Cypress Falls HS)
15	Cole Kelley	QB	6-7	258	Fr./HS	Lafayette, La. (Teurlings Catholic HS)
16	La'Michael Pettway	WR	6-2	216	R-Fr./RS	Nashville, Ark. (Nashville HS)
17	Kofi Boateng	WR	6-1	183	Fr./HS	Arlington, Texas (Lamar HS)
18	Cameron Colbert	WR	6-1	208	So./1L	Little Rock, Ark. (Pulaski Academy)
18	Jack Lindsey	QB	6-3	184	Fr./HS	Fayetteville, Ark. (Springdale HS)
19	Anthony Antwine	TE	6-4	222	Jr./2L	Plano, Texas (Plano Senior HS)
19	Giovanni LaFrance	LB	6-1	255	Fr./HS	New Orleans, La. (Saint Augustine HS)
20	Troy Allison	WR	6-1	193	So./SQ	McGregor, Texas (McGregor HS)
20	De'Andre Coley	DB	6-1	214	Jr./2L	Miami, Fla. (Northwestern HS)
21	Devwah Whaley	RB	5-11	216	Fr./HS	Beaumont, Texas (Central HS)
21	Josh Williams	LB	6-1	249	Sr./2L	Fort Lauderdale, Fla. (Dillard HS/Dodge City CC [Kan.])
22	Deon Edwards	DB	6-1	205	Fr./HS	Clermont, Fla. (Lake Minneola HS)
22	Rawleigh Williams III	RB	5-10	226	So./1L	Dallas, Texas (Bishop Lynch HS)
23	Dre Greenlaw	LB	6-0	226	So./1L	Fayetteville, Ark. (Fayetteville HS)
24	Ryder Lucas	DB	6-0	190	So./1L	The Woodlands, Texas (The Woodlands College Park HS)
24	Kody Walker	RB	6-2	240	Sr./3L	Jefferson City, Mo. (Jefferson City HS)
25	Micahh Smith	DB	6-0	195	Fr./HS	Marshall, Texas (Marshall HS)
26	Matt Dodson	DB	5-10	208	Jr./SQ	McKinney, Texas (Boyd HS)
26	Justice Hobbs	RB	5-10	220	Fr./HS	Farmington, Ark. (Farmington HS)
27	Khalia Hackett	LB	6-2	223	Jr./2L	Douglasville, Ga. (South Paulding HS)
28	Josh Liddell	DB	6-1	210	Jr./2L	Pine Bluff, Ark. (Dollarway Senior HS)
29	Jared Collins	DB	5-11	173	Sr./3L	Tulsa, Okla. (Booker T. Washington HS)
30	Kevin Richardson II	DB	6-0	178	Jr./2L	Jacksonville, Ark. (Jacksonville HS)
31	Connor McPherson	RB	5-7	208	Jr./SQ	The Woodlands, Texas (College Park HS)
31	Grant Morgan	LB	5-11	220	Fr./HS	Greenwood, Ark. (Greenwood HS)
32	Dylan Calhoun	DB	5-10	185	So./TR	Waxahachie, Texas (Waxahachie HS)
32	Hayden Johnson	FB	6-3	248	Fr./HS	Columbia, Mo. (Rock Bridge HS)
33	Dee Walker	LB	6-2	208	Fr./HS	Moultrie, Ga. (Colquitt County HS)
34	Kendrick Jackson	FB	6-1	255	So./1L	Haynesville, La. (Haynesville HS)
35	Dwayne Eugene	LB	6-1	235	Jr./2L	Marrero, La. (Archbishop Rummel HS)
36	Cory Hollowell	DB	6-2	202	So./HS	Corona, Calif. (Orange Lutheran HS)
37	Toby Baker	P	6-3	215	Sr./1L	Memphis, Tenn. (Memphis University HS)
37	Devin Buckner	DB	5-10	190	Fr./HS	Pine Bluff, Ark. (White Hall HS)
38	Reid Miller	DB	5-9	197	So./1L	Hollidaysburg, Pa. (IMG Academy [Fla.])
39	Juan Day	RB	6-1	214	So./1L	North Little Rock, Ark. (North Little Rock HS)
39	Byron Keaton	DB	5-10	183	R-Fr./RS	Camden, Ark. (Fairview HS)
40	Jamario Bell	TE	6-5	252	R-Fr./RS	Junction City, Ark. (Junction City HS)
41	Austin Capps	DL	6-4	309	Fr./HS	Star City, Ark. (Star City HS)
41	Chris Jones	FB	5-11	249	Jr./2L	DeQueen, Ark. (DeQueen HS)
42	Connor Limpert	K	6-1	176	Fr./HS	Allen, Texas (Allen HS)
42	Jonathan Marshall	DL	6-4	299	Fr./HS	Shepherd, Texas (Shepherd HS)
43	George Madden	LS	6-1	230	R-Fr./RS	Blanchard, Okla. (Blanchard HS)
44	Austin Cantrell	TE	6-4	269	R-Fr./RS	Roland, Okla. (Roland HS)

► ALPHABETICAL ROSTER

No	Name	Pos
3	McTelvin Agim	DL
8	Austin Allen	QB
20	Troy Allison	WR
19	Anthony Antwine	TE
37	Toby Baker	P
97	Tevin Beenum	DL
40	Jamario Bell	TE
17	Kofi Boateng	WR
53	Ben Brasuell	LB
37	Devin Buckner	DB
32	Dylan Calhoun	DB
44	Austin Cantrell	TE
41	Austin Capps	DL
46	Damani Carter	FB
18	Cameron Colbert	WR
20	De'Andre Coley	DB
29	Jared Collins	DB
1	Jared Cornelius	WR
15	Nate Dalton	DB
39	Juan Day	RB
98	Daytreon Dean	DL
2	DJ Dean	DB
49	Robert Decker	LS
26	Matt Dodson	DB
22	Deon Edwards	DB
51	Brooks Ellis	LB
56	Matt Emrich	LS/H
86	Tobias Enlow	WR
35	Dwayne Eugene	LB
51	Hjalte Froholdt	OL
62	Johnny Gibson	OL
11	Will Gragg	TE
23	Dre Greenlaw	LB
7	Briston Guidry	DL
89	Grayson Gunter	TE
27	Khalia Hackett	LB
91	Elias Hale	DL
64	Jake Hall	OL
67	Tyler Hall	OL
6	T.J. Hammonds	RB
71	Jackson Hannah	OL
8	De'Jon Harris	LB
45	Josh Harris	LB
4	Keon Hatcher	WR
69	Dylan Hays	OL
9	Cole Hedlund	K
55	Jake Heinrich	OL
26	Justice Hobbs	RB
81	Cody Hollister	WR
36	Cory Hollowell	DB
78	Bijhon Jackson	DL
74	Colton Jackson	OL
34	Kendrick Jackson	FB
4	Alexy Jean-Baptiste	LB
8	Blake Johnson	P
32	Hayden Johnson	FB
94	Taiwan Johnson	DL
41	Chris Jones	FB
10	Jordan Jones	WR
39	Byron Keaton	DB
15	Cole Kelley	QB
87	Jack Kraus	TE
19	Giovanni LaFrance	LB
54	Blake Lagrone	DL
55	Jeremiah Ledbetter	DL
99	Brandon Lewis	DL
28	Josh Liddell	DB
42	Connor Limpert	K
18	Jack Lindsey	QB
24	Ryder Lucas	DB





► NUMERICAL ROSTER

No	Name	Pos	Ht	Wt	Cl/Exp	Hometown (HS/Other)
45	Josh Harris	LB	5-10	239	So./1L	Pine Bluff, Ark. (Watson Chapel HS)
46	Damani Carter	FB	6-0	241	So./1L	Fayetteville, Ark. (Fayetteville HS)
47	Matt Reynolds	LB	6-1	211	Jr./SQ	McKinney, Texas (McKinney HS)
48	Adam McFain	K	6-0	187	Sr./2L	Greenwood, Ark. (Greenwood HS)
48	Deatrich Wise Jr.	DL	6-5	271	Sr./3L	Carrollton, Texas (Hebron HS)
49	Robert Decker	LS	6-0	249	Jr./SQ	Greenwich, Conn. (Greenwich HS/UConn)
50	Jake Raulerson	OL	6-4	301	Jr./TR	Celina, Texas (Celina HS/Texas)
51	Brooks Ellis	LB	6-2	245	Sr./3L	Fayetteville, Ark. (Fayetteville HS)
51	Hjalte Froholdt	OL	6-4	318	So./1L	Svendborg, Denmark (IMG Academy [Fla.])
52	T.J. Smith	DL	6-3	285	R-Fr./RS	Moultrie, Ga. (Colquitt County HS)
53	Ben Brasuell	LB	6-1	218	Fr./HS	Benton, Ark. (Benton HS)
53	Tyler Phillips	LB	6-1	232	R-Fr./RS	North Little Rock, Ark. (North Little Rock HS)
54	Blake Lagrone	DL	6-4	215	Fr./HS	Pine Bluff, Ark. (Watson Chapel HS)
55	Jake Heinrich	OL	6-4	295	Fr./HS	Urbandale, Iowa (Urbandale HS)
55	Jeremiah Ledbetter	DL	6-3	280	Sr./1L	Orlando, Fla. (Gainesville HS [Ga.]/Hutchinson CC [Kan.])
56	Matt Emrich	LS/H	6-3	198	Sr./3L	El Dorado, Ark. (El Dorado HS)
60	Brian Wallace	OL	6-6	335	So./1L	Florissant, Mo. (Christian Brothers College HS)
61	Cooper Sone	OL	6-2	277	R-Fr./SQ	Fayetteville, Ark. (Fayetteville HS)
62	Johnny Gibson	OL	6-4	344	So./1L	Dumas, Ark. (Dumas HS)
64	Jake Hall	OL	6-5	266	So./1L	Springdale, Ark. (Har-Ber HS)
67	Tyler Hall	OL	6-4	296	Fr./HS	Maumelle, Ark. (Maumelle HS)
69	Dylan Hays	OL	6-3	294	Fr./HS	Little Rock, Ark. (Little Rock Christian)
70	Dan Skipper	OL	6-10	319	Sr./3L	Arvada, Colo. (Ralston Valley HS)
71	Jackson Hannah	OL	6-2	282	So./SQ	Bentonville, Ark. (Bentonville HS)
72	Frank Ragnow	OL	6-5	319	Jr./2L	Victoria, Minn. (Chanhassen HS)
73	Deion Malone	OL	6-3	296	Jr./JC	Batesville, Miss. (South Panola HS/Northwest CC [Miss.])
74	Colton Jackson	OL	6-6	300	R-Fr./RS	Conway, Ark. (Conway HS)
75	Zach Rogers	OL	6-1	306	So./1L	Carrollton, Texas (Hebron HS)
76	Paul Ramirez	OL	6-6	299	Jr./JC	Rialto, Calif. (Rialto HS/San Bernardino Valley CC [Calif.])
78	Bijhon Jackson	DL	6-2	335	Jr./2L	El Dorado, Ark. (El Dorado HS)
79	Jalen Merrick	OL	6-4	327	R-Fr./RS	Oak Hill, Fla. (New Smyrna Beach HS)
80	Drew Morgan	WR	6-0	193	Sr./3L	Greenwood, Ark. (Greenwood HS)
81	Cody Hollister	WR	6-4	209	Sr./2L	Bend, Ore. (Mountain View HS/Arizona Western)
82	Luke Rossi	WR	5-11	197	So./1L	Edmond, Okla. (North HS)
83	Jeremy Sprinkle	TE	6-6	256	Sr./3L	White Hall, Ark. (White Hall HS)
84	D'Vone McClure	WR	6-2	219	Fr./HS	Rixey, Ark. (Jacksonville HS)
85	Cheyenne O'Grady	TE	6-4	251	R-Fr./RS	Fayetteville, Ark. (Fayetteville HS)
86	Tobias Enlow	WR	6-1	200	Fr./HS	North Little Rock, Ark. (North Little Rock HS)
86	Armon Watts	DL	6-5	293	So./1L	St. Louis, Mo. (Christian Brothers College HS)
87	Jack Kraus	TE	6-5	252	So./1L	Bentonville, Ark. (Bentonville HS)
89	Grayson Gunter	TE	6-6	232	Fr./HS	Madison, Miss. (Madison Central HS)
91	Elias Hale	DL	6-5	217	Fr./HS	Fayetteville, Ark. (Fayetteville HS)
91	Michael Taylor II	DL	6-3	245	So./JC	Orlando, Fla. (The First Academy/Riverside City College [Calif.])
94	Taiwan Johnson	DL	6-2	284	Sr./2L	Manvel, Texas (Manvel HS)
96	Karl Roesler	DL	6-1	256	Jr./2L	Louisville, Ky. (St. Xavier HS)
97	Tevin Beanum	DL	6-4	251	Jr./2L	Forrest City, Ark. (Forrest City HS)
98	Daytrion Dean	DL	6-3	281	R-Fr./RS	Fort Smith, Ark. (Northside HS)
99	Brandon Lewis	DL	6-4	274	Sr./3L	Memphis, Tenn. (Ridgeway HS)

► ALPHABETICAL ROSTER

No	Name	Pos
43	George Madden	LS
73	Deion Malone	OL
42	Jonathan Marshall	DL
84	D'Vone McClure	WR
48	Adam McFain	K
31	Connor McPherson	RB
79	Jalen Merrick	OL
38	Reid Miller	DB
7	Damon Mitchell	RB
80	Drew Morgan	WR
31	Grant Morgan	LB
85	Cheyenne O'Grady	TE
16	La'Michael Pettway	WR
53	Tyler Phillips	LB
14	Carson Proctor	QB
11	Ryan Pulley	DB
72	Frank Ragnow	OL
76	Paul Ramirez	OL
9	Santos Ramirez	DB
10	Randy Ramsey	DE
50	Jake Raulerson	OL
3	Dominique Reed	WR
47	Matt Reynolds	LB
30	Kevin Richardson II	DB
96	Karl Roesler	DL
75	Zach Rogers	OL
82	Luke Rossi	WR
70	Dan Skipper	OL
25	Micahh Smith	DB
52	T.J. Smith	DL
61	Cooper Sone	OL
83	Jeremy Sprinkle	TE
13	Deon Stewart	WR
5	Ty Storey	QB
91	Michael Taylor II	DL
5	Henre' Toliver	DB
9	Ricky Town	QB
11	Britto Tutt	DB
33	Dee Walker	LB
24	Kody Walker	RB
60	Brian Wallace	OL
14	River Warnock	WR
86	Armon Watts	DL
21	Devwah Whaley	RB
21	Josh Williams	LB
22	Rawleigh Williams III	RB
6	JaMichael Winston	DL
48	Deatrich Wise Jr.	DL

► PRONUNCIATIONS

PLAYERS

McTelvin Agim (UH-geem)	Jack Kraus (Krouse)
Juan (JOO-wahn) Day	Josh Liddell (LUH-dell)
Daytrion (DAY-tree-on) Dean	Frank Ragnow (RAG-now)
Matt Emrich (EM-rick)	Karl Roesler (RESS-ler)
Tobias Enlow (N-low)	Henre' (ON-ray) Toliver
Hjalte (YELL-duh) Froholdt (FRO-holt)	River Warnock (WAR-nick)
Khalia (KUH-lee-uh) Hackett	Devwah (DEV-wah) Whaley
DeJon (DUH-Juhn) Harris	Deatrich (DEE-trich) Wise Jr.
Bijhon (BEE-jhon) Jackson	
Alexy Jean (gene)-Baptiste	

COACHES

Bret Bielema (BEE-luh-muh)
Dan Enos (EE-nohs)
Vernon Hargreaves (HAR-graves)
Barry Lunney (LUHN-ee) Jr.
Rory Segrest (SEE-grest)

► FOOTBALL STAFF

Coaching Staff

Bret Bielema Head Coach
Dan Enos Offensive Coord. / QBs
Robb Smith Defensive Coord. / Secondary
Kurt Anderson Offensive Line
Reggie Mitchell Running Backs
Vernon Hargreaves Linebackers
Paul Rhoads Defensive Backs
Barry Lunney Jr. Tight Ends
Rory Segrest Defensive Line / Specialists
Michael Smith Wide Receivers

Graduate Assistants

Brey Cook Offense
Alfred Davis Defense
Taylor Reed Offense
Mark Sheridan Defense

Quality Control

Tanner Burns Special Teams
David Parker Defense
John Roberts Offense

Support Staff

Ben Herbert Strength & Conditioning	Matt Engelbert Video
Mark Taurisani Football Operations	Matt Summers Athletic Training
EK Franks Recruiting	Bobby Allen HS/NFL Relations



► HONORS & AWARDS

MCTELVIN AGIM, FR., DL*Preseason*

- Phil Steele No. 11 freshman defensive lineman in the nation
- Lindy's No. 7 Fab Freshman in the country

AUSTIN ALLEN, JR., QB*Preseason*

- Manning Passing Academy Counselor

Regular Season

- SEC Offensive Player of the Week (Sept. 12)
- Davey O'Brien "Great 8" (Sept. 12)
- Manning Award Stars of the Week (Sept. 12)
- Manning Award QB of the Week (Sept. 15)

TOBY BAKER, SR., P*Preseason*

- Ray Guy Award Watch List

BROOKS ELLIS, SR., LB*Preseason*

- Butkus Award Watch List
- Wuerffel Trophy Watch List
- Reese's Senior Bowl Watch List
- Coaches All-SEC second team
- Athlon All-SEC third team
- Phil Steele All-SEC third team
- Phil Steele No. 17 inside linebacker in the nation
- Sporting News SEC Top Scholar

HJALTE FROHOLDT, SO., OL*Preseason*

- Phil Steele All-SEC third team

BRISTON GUIDRY, FR., DL*Preseason*

- Phil Steele No. 52 freshman defensive lineman in the nation

KEON HATCHER, SR., WR*Preseason*

- Phil Steele No. 47 draft eligible wide receiver
- Reese's Senior Bowl Watch List

DREW MORGAN, SR., WR*Preseason*

- Biletnikoff Award Watch List
- Reese's Senior Bowl Watch List
- Media All-SEC third team
- Coaches All-SEC third team
- Athlon All-SEC third team
- Phil Steele No. 39 draft eligible wide receiver

FRANK RAGNOW, JR., OL*Preseason*

- Rimington Trophy Watch List
- Coaches All-SEC third team
- Phil Steele All-SEC fourth team
- Phil Steele No. 14 center in the nation

Regular Season

- SEC Offensive Lineman of the Week (Sept. 19)

**DOMINIQUE REED, SR., WR***Preseason*

- Phil Steele All-SEC second team
- Phil Steele No. 41 draft eligible wide receiver
- Reese's Senior Bowl Watch List

DAN SKIPPER, SR., OL*Preseason*

- Outland Trophy Watch List
- Reese's Senior Bowl Watch List
- Lindy's All-America second team
- Athlon All-America third team
- Media All-SEC first team
- Coaches All-SEC first team
- Athlon All-SEC first team
- ESPN All-SEC team
- Lindy's All-SEC first team
- Phil Steele All-SEC first team
- Sporting News All-SEC team
- Lindy's best run blocker in the SEC
- ESPN.com No. 88 player in the nation

Regular Season

- SEC Offensive Lineman of the Week (Sept. 12)

JEREMY SPRINKLE, SR., TE*Preseason*

- John Mackey Award Watch List
- Reese's Senior Bowl Watch List
- Media All-SEC third team
- Coaches All-SEC third team
- Athlon All-SEC third team
- Lindy's All-SEC third team
- Phil Steele All-SEC third team
- Phil Steele No. 5 tight end in the nation
- Athlon Top 15 Breakout Players in the nation

HENRE' TOLIVER, JR., DB*Preseason*

- Phil Steele All-SEC fourth team

Junior **FRANK RAGNOW** was named the SEC Offensive Lineman of the Week for Week 3. He made his 17th straight start on the offensive line against No. 10 Texas A&M.

KODY WALKER, SR., RB*Preseason*

- Doak Walker Award Watch List
- Reese's Senior Bowl Watch List

DEVWAH WHALEY, FR., RB*Preseason*

- Phil Steele No. 7 freshman running back in the nation

RAWLEIGH WILLIAMS III SO., RB*Preseason*


- Doak Walker Award Watch List

DEATRICH WISE JR., SR., DL*Regular Season*

- SEC Defensive Lineman of the Week (Sept. 6)

Preseason

- Chuck Bednarik Award Watch List
- Bronko Nagurski Trophy Watch List
- Ted Hendricks Award Watch List
- Reese's Senior Bowl Watch List
- Media All-SEC third team
- Coaches All-SEC third team
- Athlon All-SEC second team
- Lindy's All-SEC third team
- Phil Steele All-SEC third team
- Allstate AFCA Good Works Team Nominee
- Phil Steele No. 9 defensive end in the nation
- ESPN.com No. 25 player in the SEC



AUSTIN ALLEN

Junior | Quarterback
6-1 | 209
Fayetteville, Ark. | Fayetteville HS

8

QUICK HITS

- Named the SEC POW and Manning Award POW after Arkansas' win at No. 15 TCU.
- Leads the SEC in completion percentage (66.9) and ranks third in passer rating (159.4).
- One of 10 FBS QBs with two or more TD passes in each of the first four weeks.
- Thrown for a career-high in yardage each game this season.
- Has 16 or more completions in each of his first four career starts.
- Completed 8 of 10 passes for 65 yards and one TD in the 1st quarter vs. No. 10 Texas A&M.
- Completed his first six passes for 118 yards and a TD through the first two drives against Texas State.
- Had three TD passes at TCU in the 2nd half and first OT before running in the game-winning TD.
- Orchestrated a fourth quarter TD drive to either tie or take the lead in each of the first two games.
- Made his first career start against LA Tech, completing 20 of 29 passes for 191 yards and two TDs.
- Was named starting QB after the 10th practice of the spring.
- Served as the backup QB during the past two seasons.
- Father, Bobby, is on staff (Director of HS/NFL Relations).
- Younger brother of current Jacksonville Jaguars QB Brandon Allen.

SINGLE-GAME CAREER HIGHS

Attempts.....42 vs. No. 10 Texas A&M (9/24/16)
Completions.....28 vs. No. 10 Texas A&M (9/24/16)
Passing Yards.....371 vs. No. 10 Texas A&M (9/24/16)
Passing TDs.....3 at No. 15 TCU (9/10/16)
Rushing Yards.....18 vs. Nicholls State (9/6/14)

CAREER STATS

	PASSING								RUSHING					
	GS	COMP	ATT	PCT	YDS	TD	INT	LNG	ATT	YDS	AVG	TD	LNG	
2014	5/0	8	16	50.0	153	0	1	33	7	4	0.6	1	7	
2015	3/0	1	3	33.3	35	1	0	35	0	0	0.0	0	0	
2016	4/4	81	121	66.9	1,026	9	2	73	16	-15	-0.9	1	8	
TOTAL	12/4	90	140	64.3	1,214	10	3	73	23	-11	-0.4	2	8	

2016 GAME-BY-GAME STATS

	PASSING								RUSHING					
	GS	COMP	ATT	PCT	YDS	TD	INT	LNG	ATT	YDS	AVG	TD	LNG	
LA TECH	1/1	20	29	69.0	191	2	2	18	4	-26	-6.5	0	0	
at TCU	1/1	17	29	58.6	223	3	0	25	3	2	0.7	1	5	
TSU	1/1	16	21	76.2	241	2	0	73	4	15	3.8	0	8	
vs. TAMU	1/1	28	42	66.7	371	2	0	44	5	-6	-1.2	0	4	
ASU														
ALA														
MISS														
at AU														
UF														
LSU														
at MSU														
at MIZZ														
TOTAL	4/4	81	121	66.9	1,026	9	2	73	16	-15	-0.9	1	8	



TOBY BAKER

Senior | Punter
6-3 | 215
Memphis, Tenn. | Memphis University HS

37

QUICK HITS

- Named to the 2016 Ray Guy Award Watch List.
- Awarded a scholarship after the 2015 regular season, prior to the 2016 Liberty Bowl.
- Ranks ninth in the nation and second in the SEC with a 46.1 average on the season.
- Has pinned a punt inside the 20 in 13 of his last 14 games dating back to last season.
- 5 of 6 punts at TCU went over 50 yards.
- Broke his career-long twice in the season opener and did it again at TCU.
- His fifth punt at TCU went 52 yards and he made the tackle on the return.
- Pinned 23 of his 43 punts inside the 20-yard line in 2015.
- 5 of 6 50+ yard punts in 2015 came in SEC play.
- Allowed only 125 yards on 18 returns (6.9 avg.) in 2015.

SINGLE-GAME CAREER HIGHS

Punts.....10 at No. 8 Alabama (10/10/15)
Punt Yards.....402 at No. 8 Alabama (10/10/15)
Long.....59 at No. 15 TCU (9/10/16)
50+.....5 at No. 15 TCU (9/10/16)
Inside 20.....4 vs. Auburn (10/24/15)

CAREER STATS

	GP	NO	YDS	AVG	LONG	BLKD	TB	FC	50+	INSIDE 20
2014	2	1	36	36.0	36	0	0	0	0	0
2015	13	43	1,772	41.2	52	0	2	16	6	22
2016	4	15	692	46.1	59	0	0	7	8	5
TOTAL	19	59	2,500	42.4	59	0	2	23	14	27

2016 GAME-BY-GAME STATS

	GP	NO	YDS	AVG	LONG	BLKD	TB	FC	50+	INSIDE 20
LA TECH	1	4	190	47.5	55	0	0	2	2	1
at TCU	1	6	304	50.7	59	0	0	2	5	1
TSU	1	2	80	40.0	50	0	0	1	1	2
vs. TAMU	1	3	118	39.3	46	0	0	2	0	1
ASU										
ALA										
MISS										
at AU										
UF										
LSU										
at MSU										
at MIZZ										
TOTAL	4	15	692	46.1	59	0	0	7	8	5



GAME NOTES



TEVIN BEANUM

Junior | Defensive Lineman
6-4 | 251
Forrest City, Ark. | Forrest City HS

97

QUICK HITS

- Totaled five tackles for the third time in his career against TCU.
- Ranked fifth on the team in tackles for loss with 7.0 in 2015.
- Tied for second on the team in sacks with 2.0 in 2015.
- His 2.0 sacks came against SEC opponents.

SINGLE-GAME CAREER HIGHS


Tackles 6 vs. Missouri (11/27/15)
Tackles For Loss 2.0 at Tennessee (10/3/15)
Sacks 1.0 at Tennessee (10/3/15)
Forced Fumbles 1 at No. 6 Auburn (8/30/14)
QB Hurries 2 vs. Nicholls State (9/6/14)

CAREER STATS

	GS	UA	A	ToT	TFL-YDS	SCK-YDS	FF	FR-YDS	INT-YDS	QBH	BRUP
2014	12/0	4	7	11	2.0-4	0.0-0	1	1-0	0-0	4	0
2015	13/8	11	19	30	7.0-27	2.0-12	0	1-0	0-0	1	1
2016	4/3	4	5	9	0.0-0	0.0-0	0	0-0	0-0	0	0
TOTAL	29/11	19	31	60	9.0-31	2.0-12	1	2-0	0-0	5	1

2016 GAME-BY-GAME STATS

	GS	UA	A	ToT	TFL-YDS	SCK-YDS	FF	FR-YDS	INT-YDS	QBH	BRUP
LA TECH	1/0	1	0	1	0.0-0	0.0-0	0	0-0	0-0	0	0
at TCU	1/1	1	4	5	0.0-0	0.0-0	0	0-0	0-0	0	0
TSU	1/1	1	0	1	0.0-0	0.0-0	0	0-0	0-0	0	0
vs. TAMU	1/1	1	1	2	0.0-0	0.0-0	0	0-0	0-0	0	0
ASU											
ALA											
MISS											
at AU											
UF											
LSU											
at MSU											
at MIZZ											
TOTAL	4/3	4	5	9	0.0-0	0.0-0	0	0-0	0-0	0	0



JARED COLLINS

Senior | Defensive Back
5-11 | 173
Tulsa, Okla. | Booker T. Washington HS

29

QUICK HITS

- Has started 27 straight games.
- Has made at least two tackles in 32 of 41 career games played.
- Led team in PBUs for the second straight season with nine in 2015, which tied for 11th in the SEC.
- Recorded 44 tackles in 2015, which ranked fourth among Arkansas DBs.
- Forced one fumble and collected one interception in 2015.

SINGLE-GAME CAREER HIGHS

Tackles 10 at No. 17 Missouri (11/28/14)
Tackles For Loss 3.0 vs. UAB (10/25/14)
Fumbles Forced 1 (3x), last at Tennessee (10/3/15)
Interceptions 1 (2x), last vs. Texas Tech (9/19/15)
Pass Breakups 4 vs. No. 20 LSU (11/15/14)

CAREER STATS

	GS	UA	A	ToT	TFL-YDS	SCK-YDS	FF	FR-YDS	INT-YDS	QBH	BRUP
2013	11/2	13	14	27	1.0-1	0.0-0	1	0-0	1-0	0	2
2014	13/12	39	14	53	4.0-23	1.0-18	1	0-0	0-0	0	13
2015	13/13	29	15	44	0.5-2	0.0-0	1	0-0	1-0	0	9
2016	4/4	2	2	4	0.0-0	0.0-0	0	0-0	0-0	0	1
TOTAL	41/31	83	45	128	5.5-26	1.0-18	3	0-0	2-0	0	25

2016 GAME-BY-GAME STATS

	GS	UA	A	ToT	TFL-YDS	SCK-YDS	FF	FR-YDS	INT-YDS	QBH	BRUP
LA TECH	1/1	0	1	1	0.0-0	0.0-0	0	0-0	0-0	0	0
at TCU	1/1	1	1	2	0.0-0	0.0-0	0	0-0	0-0	0	0
TSU	1/1	0	0	0	0.0-0	0.0-0	0	0-0	0-0	0	1
vs. TAMU	1/1	1	0	1	0.0-0	0.0-0	0	0-0	0-0	0	0
ASU											
ALA											
MISS											
at AU											
UF											
LSU											
at MSU											
at MIZZ											
TOTAL	4/4	2	2	4	0.0-0	0.0-0	0	0-0	0-0	0	1





JARED CORNELIUS

Junior | Wide Receiver

5-11 | 212

Shreveport, La. | Evangel Christian Academy

1

QUICK HITS

- Named to the 2016 Paul Hornung Award Watch List.
- Has scored a TD in six of his last eight games (four through the air and two on the ground).
- Had career highs in receptions and receiving yards against No. 10 Texas A&M.
- 3 of 7 catches against the Aggies went for 33 yards or more.
- Missed the Texas State game with a sore back.
- Hauled in the first TD pass of the season from 13-yards out in the season opener.
- Missed four games in 2015 with a broken arm.
- Only SEC player and 1 of 3 players in the country with a 40-yard catch, run and punt return in 2015.
- Recorded a catch in 8 of 9 games last season, including seven multi-reception contests.
- Had nine plays of 20+ yards (six receiving, two punt returns and one rushing) in 2015.

SINGLE-GAME CAREER HIGHS

Receptions 7 vs. No. 10 Texas A&M (9/24/16)
 Receiving Yards 126 vs. No. 10 Texas A&M (9/24/16)
 Receiving TDs 1 (7x), last vs. No. 10 Texas A&M (9/24/16)
 Rushing Yards 71 at No. 9 LSU (11/14/15)
 Rushing TDs 1 at No. 9 LSU (11/14/15)

CAREER STATS

	RECEIVING					RUSHING					PUNT RETURN				
	GS	REC	YDS	AVG	TD	LNG	ATT	YDS	AVG	TD	LNG	RET	YDS	TD	LNG
2014	13/0	18	212	11.8	2	38	5	23	4.6	0	11	9	91	0	35
2015	9/6	24	393	16.4	3	58	7	112	16.0	2	69	7	93	0	43
2016	3/1	10	156	15.6	2	38	4	20	5.0	0	8	4	34	0	19
TOTAL	25/7	55	791	14.4	7	58	16	155	9.7	2	69	20	218	0	43

2016 GAME-BY-GAME STATS

	RECEIVING					RUSHING					PUNT RETURN				
	GS	REC	YDS	AVG	TD	LNG	ATT	YDS	AVG	TD	LNG	RET	YDS	TD	LNG
LA TECH	1/1	1	13	13.0	1	13	3	13	4.3	0	8	1	0	0	0
at TCU	1/0	2	17	8.5	0	17	0	0	0.0	0	0	2	35	0	19
TSU	-	-	-	-	-	-	-	-	-	-	-	-	-	-	-
vs. TAMU	1/0	7	126	18.0	1	38	1	7	7.0	0	7	1	-1	0	0
ASU															
ALA															
MISS															
at AU															
UF															
LSU															
at MSU															
at MIZZ															
TOTAL	3/1	10	156	15.6	2	38	4	20	5.0	0	8	4	34	0	19



BROOKS ELLIS

Senior | Linebacker

6-2 | 245

Fayetteville, Ark. | Fayetteville HS

51

QUICK HITS

- Named to the 2016 Butkus Award, 2016 Wuerffel Award and 2016-17 Senior Bowl Watch Lists.
- Has started 22 straight games.
- Second on the team in tackles (30) through the first four games in 2016.
- Tied for seventh in the SEC in tackles (30).
- Leads team in tackles for loss (4.0).
- Led team in tackles (7) for the second time in 2016 against Texas State.
- Gave Arkansas a 13-0 lead at No. 15 TCU in the second quarter with a pick six.
- Led team in tackles (13) at TCU, posting his seventh career game with double-digit stops.
- His 13 tackles at TCU equaled the most by an SEC player on the weekend.
- Made eight tackles in the second half and overtime periods at TCU.
- Tied for second on the team in tackles vs. LA Tech (6).
- 102 tackles in 2015 led the team and tied for ninth in the SEC.
- 67 of 102 tackles came against SEC opponents, highlighted by a pair of double-figure performances.
- Led the team in tackles four times in 2015.
- One of two SEC defenders to log 15+ tackles in a conference game twice in 2015.
- He and Greenlaw finished as 1 of 6 pairs of teammates in the SEC's top 20 in total tackles.

SINGLE-GAME CAREER HIGHS

Tackles 15 (2x) last vs. Mississippi State (11/21/15)
 Tackles For Loss 3.0 at No. 15 TCU (9/10/16)
 Sacks 1.5 vs. Kansas State (1/2/16)
 Forced Fumbles 1 (2x) last vs. Texas (12/29/14)
 Interceptions 1 (4x) last at No. 15 TCU (9/10/16)

CAREER STATS

	GS	UA	A	ToT	TFL-YDS	SCK-YDS	FF	FR-YDS	INT-YDS	QBH	BRUP
2013	12/4	12	21	33	2.0-3	0.5-1	0	0-0	0-0	0	1
2014	11/11	29	43	72	5.5-13	0.5-4	2	0-0	2-63	2	5
2015	13/13	45	57	102	8.0-26	1.5-12	0	1-4	1-28	5	3
2016	4/4	16	14	30	4.0-10	0.0-0	0	0-0	1-47	1	1
TOTAL	40/32	102	135	237	19.5-52	2.5-17	2	1-4	4-138	8	10

2016 GAME-BY-GAME STATS

	GS	UA	A	ToT	TFL-YDS	SCK-YDS	FF	FR-YDS	INT-YDS	QBH	BRUP
LA TECH	1/1	2	4	6	0.0-0	0.0-0	0	0-0	0-0	0	0
at TCU	1/1	8	5	13	3.0-9	0.0-0	0	0-0	1-47	0	0
TSU	1/1	4	3	7	1.0-1	0.0-0	0	0-0	0-0	0	1
vs. TAMU	1/1	2	2	4	0.0-0	0.0-0	0	0-0	0-0	1	0
ASU											
ALA											
MISS											
at AU											
UF											
LSU											
at MSU											
at MIZZ											
TOTAL	4/4	16	14	30	4.0-10	0.0-0	0	0-0	1-47	1	1



GAME NOTES



DRE GREENLAW

Sophomore | Linebacker
6-0 | 226
Fayetteville, Ark. | Fayetteville HS

23

QUICK HITS

- Has started 14 straight games.
- Leads team in tackles (32).
- Leads team in solo tackles (18).
- Led team in tackles against Texas A&M (11).
- Has made double-digit tackles five times in his career.
- Finished second on the team in tackles vs. Texas State (6).
- Tied for the team lead in tackles with seven and made his first career INT vs. LA Tech.
- Is 1 of 6 SEC linebackers, along with Brooks Ellis, with an interception on the season.
- Has led the team in tackles in seven of 16 games played.
- Only player to win SEC Freshman of the Week twice in 2015.
- Finished fifth nationally among FBS freshmen and tops among SEC rookies in tackles in 2015.
- Ranked 17th in the SEC in total tackles in 2015.
- Made a team-high 69 tackles in SEC action and averaged 9.8 tackles in SEC road games in 2015.
- Put together four double-digit tackle performances last season.
- Combined for 150 tackles with Brooks Ellis over the last nine games of the 2015 season.

SINGLE-GAME CAREER HIGHS

Tackles16 vs. Auburn (10/24/15)
Tackles For Loss1.5 vs. No. 10 Texas A&M (9/24/16)
Sacks1.0 at No. 9 LSU (11/14/15)
Forced Fumbles1 (2x) last at No. 9 LSU (11/14/15)
Interceptions1 vs. Louisiana Tech (9/3/16)

CAREER STATS

	GS	UA	A	ToT	TFL-YDS	SCK-YDS	FF	FR-YDS	INT-YDS	QBH	BRUP
2015	13/11	46	49	95	3.5-20	1.0-14	2	0-0	0-0	1	1
2016	4/4	18	14	32	1.5-3	0.0-0	0	2-0	1-3	0	0
TOTAL	17/15	64	63	127	5.0-23	1.0-14	2	2-0	1-3	1	1

2016 GAME-BY-GAME STATS

	GS	UA	A	ToT	TFL-YDS	SCK-YDS	FF	FR-YDS	INT-YDS	QBH	BRUP
LA TECH	1/1	2	5	7	0.0-0	0.0-0	0	0-0	1-3	0	0
at TCU	1/1	4	4	8	0.0-0	0.0-0	0	1-0	0-0	0	0
TSU	1/1	5	1	6	0.0-0	0.0-0	0	0-0	0-0	0	0
vs. TAMU	1/1	7	4	11	1.5-3	0.0-0	0	1-0	0-0	0	0
ASU											
ALA											
MISS											
at AU											
UF											
LSU											
at MSU											
at MIZZ											
TOTAL	4/4	18	14	32	1.5-3	0.0-0	0	2-0	1-3	0	0



KEON HATCHER

Senior | Wide Receiver
6-2 | 207
Owasso, Okla. | Owasso HS

4

QUICK HITS

- Named to the 2016-17 Senior Bowl Watch List.
- Extended his streak to 23 consecutive games with a catch for a first down, dating back to 2013.
- Hit triple-digit mark in career receptions against No. 10 Texas A&M.
- Has a TD catch in three straight games.
- Has a 40+ yard reception in each of the last two games.
- Has totaled 10 catches for 228 yards and two touchdowns in the first half this season.
- Hauled in Arkansas' longest offensive play in 2016 vs. Texas State (73-yards from Austin Allen).
- Suffered a season-ending foot injury in 2015.
- Returned in 2016 with team bests in receptions (6) and yards (86) in the season opener.
- Eclipsed 100-yards receiving for the second time in his career against UTEP in 2015.
- Also had his first multi-TD catch game with two vs. UTEP (6 catches, 106 yards, 2 TD).
- Hauled in 10 of his 13 receptions in 2015 during the first half for 160 yards.
- 10 of 13 catches in 2015 resulted in a first down.

SINGLE-GAME CAREER HIGHS

Receptions7 (3x) last vs. Toledo (9/12/15)
Receiving Yards107 vs. Northern Illinois (9/20/14)
Receiving TDs2 vs. UTEP (9/5/15)
Rushing Yards82 vs. Nicholls State (9/6/14)
Rushing TDs1 vs. Nicholls State (9/6/14)


CAREER STATS

	RECEIVING						RUSHING				
	GS	REC	YDS	AVG	TD	LNG	ATT	YDS	AVG	TD	LNG
2012	10/0	3	21	7.0	1	12	0	0	0.0	0	0
2013	10/6	27	346	12.8	2	43	11	140	12.7	0	50
2014	13/12	43	558	13.0	6	50	5	112	22.4	1	82
2015	2/2	13	198	15.2	2	38	1	0	0.0	0	0
2016	4/2	14	281	20.1	3	73	1	-5	-5.0	0	0
TOTAL	39/22	100	1,404	14.0	14	73	18	247	13.7	1	82

2016 GAME-BY-GAME STATS

	RECEIVING						RUSHING				
	GS	REC	YDS	AVG	TD	LNG	ATT	YDS	AVG	TD	LNG
LA TECH	1/0	6	86	14.3	0	18	0	0	0.0	0	0
at TCU	1/0	2	22	11.0	1	16	0	0	0.0	0	0
TSU	1/1	3	96	32.0	1	73	0	0	0.0	0	0
vs. TAMU	1/1	3	77	25.7	1	44	1	-5	-5.0	0	0
ASU											
ALA											
MISS											
at AU											
UF											
LSU											
at MSU											
at MIZZ											
TOTAL	4/2	14	281	20.1	3	73	1	-5	-5.0	0	0





COLE HEDLUND

Sophomore | Kicker
5-10 | 171
Argyle, Texas | Argyle HS

9

QUICK HITS

- Has made 73 of 73 career PAT kick attempts.
- Tied a career high with two field goals made at No. 15 TCU.
- Kicked a 38-yard field goal, the second longest of his career, to cap Arkansas' first drive at TCU.
- Was one of only four SEC kickers to be perfect on PAT kicks in 2015 (min. 50 attempts).
- 58 made PATs in 2015 ranked second in the SEC and tied the school record.
- 58 attempts were the third-most in a season by a Razorback.

SINGLE-GAME CAREER HIGHS

Field Goals Made 2 (2x) last at No. 15 TCU (9/10/16)
Longest Field Goal 45 at No. 18 Ole Miss (11/7/15)
PATs Made 9 vs. UT Martin (10/31/15)

CAREER STATS

	GP	FGM-FGA	LNG	PATs	PTS
2015	13	9-15	45	58	85
2016	4	3-4	38	15	24
TOTAL	17	12-19	45	73	109

2016 GAME-BY-GAME STATS

	GP	FGM-FGA	LNG	PATs	PTS
LA TECH	1	0-0	0	3	3
at TCU	1	2-3	38	3	9
TSU	1	0-0	0	6	6
vs. TAMU	1	1-1	25	3	6
ASU					
ALA					
MISS					
at AU					
UF					
LSU					
at MSU					
at MIZZ					
TOTAL	4	3-4	38	15	24



TAIWAN JOHNSON

Senior | Defensive Lineman
6-2 | 284
Manvel, Texas | Manvel HS

94

QUICK HITS

- Has started 30 straight games.
- Has made at least a half-sack in six career games, including three of his last six.
- Has recorded a tackle in 14 of his last 17 contests played.
- Had a QB hurry that forced an interception that was returned for a TD at TCU.
- His 24 tackles in 2015 tied for fourth among Arkansas defensive linemen.
- Made a tackle for loss in three straight games last season.
- Recorded 4.5 sacks as a sophomore in 2014.

SINGLE-GAME CAREER HIGHS

Tackles 8 vs. Mississippi State (11/21/15)
Tackles For Loss 3.0 vs. Nicholls State (9/6/14)
Sacks 2.5 vs. Nicholls State (9/6/14)
Forced Fumbles None
QB Hurries 1 (3x) last vs. Missouri (11/27/15)

CAREER STATS


	GS	UA	A	ToT	TFL-YDS	SCK-YDS	FF	FR-YDS	INT-YDS	QBH	BRUP
2013	3/0	1	3	4	0.0-0	0.0-0	0	0-0	0-0	0	0
2014	13/13	15	11	26	8.0-45	4.5-35	0	2-0	0-0	1	0
2015	13/13	12	16	28	5.0-16	1.5-4	0	1-15	0-0	1	2
2016	4/4	4	6	10	1.5-8	1.0-5	0	0-0	0-0	1	0
TOTAL	33/30	32	36	68	14.5-69	7.0-44	0	3-15	0-0	3	2

2016 GAME-BY-GAME STATS

	GS	UA	A	ToT	TFL-YDS	SCK-YDS	FF	FR-YDS	INT-YDS	QBH	BRUP
LA TECH	1/1	1	0	1	1.0-5	1.0-5	0	0-0	0-0	0	0
at TCU	1/1	2	1	3	0.0-0	0.0-0	0	0-0	0-0	1	0
TSU	1/1	0	1	1	0.0-0	0.0-0	0	0-0	0-0	0	0
vs. TAMU	1/1	1	4	5	0.5-3	0.0-0	0	0-0	0-0	0	0
ASU											
ALA											
MISS											
at AU											
UF											
LSU											
at MSU											
at MIZZ											
TOTAL	4/4	4	6	10	1.5-8	1.0-5	0	0-0	0-0	1	0



GAME NOTES



JEREMIAH LEDBETTER

Senior | Defensive Lineman
6-3 | 280

Orlando, Fla. | Gainesville HS (Ga.) / Hutchinson CC (Kan.)

55

QUICK HITS

- Has logged at least a half-sack in 3 of 4 games this season.
- Has recorded at least a half-sack in five of the last eight games dating back to last season.
- 20 tackles rank third on the team and are tied for second in the SEC among defensive linemen.
- His 2.5 sacks this season lead the team and are tied for 13th in the SEC.
- Forced a fumble for the first time in his career at No. 15 TCU.
- Has recorded four or more stops in 11 of his 17 career games played.
- Took over as a starter in the second game of the 2015 season and never relinquished that role.
- Tied for fourth on the team in tackles in 2015 with 55.
- Ranked fourth on the team in tackles for loss with 7.5 and tied for third in sacks with 2.0.

SINGLE-GAME CAREER HIGHS


Tackles 8 vs. UTEP (9/5/15)
Tackles For Loss 2.5 vs. Auburn (10/24/15)
Sacks 1.5 vs. Texas State (9/17/16)
Forced Fumbles 1 at No. 15 TCU (9/10/16)
QB Hurries 1 (2x) last at Tennessee (10/3/15)

CAREER STATS

	GS	UA	A	ToT	TFL-YDS	SCK-YDS	FF	FR-YDS	INT-YDS	QBH	BRUP
2015	13/12	24	31	55	7.5-27	2.0-14	0	0-0	0-0	3	1
2016	4/4	9	11	20	2.5-23	2.5-23	1	0-0	0-0	0	2
TOTAL	17/16	33	42	75	10.0-50	4.5-37	1	0-0	0-0	3	3

2016 GAME-BY-GAME STATS

	GS	UA	A	ToT	TFL-YDS	SCK-YDS	FF	FR-YDS	INT-YDS	QBH	BRUP
LA TECH	1/1	2	4	6	0.5-5	0.5-5	0	0-0	0-0	0	0
at TCU	1/1	3	4	7	0.5-3	0.5-3	1	0-0	0-0	0	0
TSU	1/1	3	1	4	1.5-15	1.5-15	0	0-0	0-0	0	2
vs. TAMU	1/1	1	2	3	0.0-0	0.0-0	0	0-0	0-0	0	0
ASU											
ALA											
MISS											
at AU											
UF											
LSU											
at MSU											
at MIZZ											
TOTAL	4/4	9	11	20	2.5-23	2.5-23	1	0-0	0-0	0	2



JOSH LIDDELL

Junior | Defensive Back
6-1 | 210

Pine Bluff, Ark. | Dollarway Senior HS

28

QUICK HITS

- Has 37 tackles, including 2.0 for loss, and one interception during his last eight games.
- Has logged at least eight tackles three times during his career.
- Ranked sixth on the team in tackles in 2015 with 52.
- Tallied 1.5 tackles for loss, forced one fumble and broke up three passes in 2015.
- Tied for the team lead in interceptions with two last season.

SINGLE-GAME CAREER HIGHS

Tackles 9 (2x) last vs. Mississippi State (11/21/15)
Tackles For Loss 1.0 (2x) last vs. No. 10 Texas A&M (9/24/16)
Interceptions 1 (2x) last vs. Missouri (11/27/15)
Pass Breakups 2 vs. Auburn (10/24/15)

CAREER STATS

	GS	UA	A	ToT	TFL-YDS	SCK-YDS	FF	FR-YDS	INT-YDS	QBH	BRUP
2014	12/2	4	8	12	0.0-0	0.0-0	0	0-0	0-0	0	1
2015	13/10	28	24	52	1.5-2	0.0-0	1	0-0	2-0	0	3
2016	4/4	7	7	14	1.0-3	0.0-0	0	0-0	0-0	0	1
TOTAL	29/16	39	39	78	2.5-5	0.0-0	1	0-0	2-0	0	5

2016 GAME-BY-GAME STATS

	GS	UA	A	ToT	TFL-YDS	SCK-YDS	FF	FR-YDS	INT-YDS	QBH	BRUP
LA TECH	1/1	3	2	5	0.0-0	0.0-0	0	0-0	0-0	0	0
at TCU	1/1	1	2	3	0.0-0	0.0-0	0	0-0	0-0	0	0
TSU	1/1	0	2	2	0.0-0	0.0-0	0	0-0	0-0	0	0
vs. TAMU	1/1	3	1	4	1.0-3	0.0-0	0	0-0	0-0	0	1
ASU											
ALA											
MISS											
at AU											
UF											
LSU											
at MSU											
at MIZZ											
TOTAL	4/4	7	7	14	1.0-3	0.0-0	0	0-0	0-0	0	1





DAMON MITCHELL

Junior | Running Back
6-2 | 215
Egg Harbor City, N.J. | Cedar Creek HS

7

QUICK HITS

- Saw first action of the season against Texas State.
- Moved to running back during the offseason.
- Caught six passes for 84 yards and one touchdown in 2015
- Rushed four times for 29 yards last season.

SINGLE-GAME CAREER HIGHS


Attempts.....	3 vs. Nicholls State (9/6/14)
Rush Yards.....	36 vs. Nicholls State (9/6/14)
Rush TDs.....	None
Receptions.....	3 vs. UT Martin (10/31/15)
Receiving Yards.....	66 vs. UT Martin (10/31/15)
Receiving TDs.....	1 vs. UT Martin (10/31/15)

CAREER STATS

	RUSHING							RECEIVING				
	GS	ATT	YDS	AVG	TD	LNG	REC	YDS	AVG	TD	LNG	
2014	4/0	6	58	9.7	0	15	0	0	0.0	0	0	
2015	13/1	4	29	7.3	0	15	6	84	14.0	1	49	
2016	2/0	2	2	1.0	0	2	0	0	0.0	0	0	
TOTAL	19/1	12	89	7.4	0	15	6	84	14.0	1	49	

2016 GAME-BY-GAME STATS

	RUSHING							RECEIVING				
	GS	ATT	YDS	AVG	TD	LNG	REC	YDS	AVG	TD	LNG	
LA TECH	-	-	-	-	-	-	-	-	-	-	-	-
at TCU	1/0	0	0	0.0	0	0	0	0	0.0	0	0	0
TSU	1/0	2	2	1.0	0	2	0	0	0.0	0	0	0
vs. TAMU	-	-	-	-	-	-	-	-	-	-	-	-
ASU												
ALA												
MISS												
at AU												
UF												
LSU												
at MSU												
at MIZZ												
TOTAL	2/0	2	2	1.0	0	2	0	0	0.0	0	0	0



DREW MORGAN

Senior | Wide Receiver
6-0 | 193
Greenwood, Ark. | Greenwood HS

80

QUICK HITS

- Named to the 2016 Biletnikoff Award and 2016-17 Senior Bowl Watch Lists.
- Leads Arkansas in receptions (24) and first downs (16).
- 16 catches for a first down is also tops in the SEC.
- Has a reception in 18 straight games dating back to 2014 season.
- Second on the team in receiving yards (254).
- 66 of his 97 career receptions have resulted in a first down.
- Three receptions shy of 100 for his career.
- Is the only returning SEC receiver with double-digit TD receptions in 2015.
- Tied for second in the SEC and 17th nationally in TD receptions in 2015.
- His 10 scores equaled the third-most in program single-season history .
- 10 TDs also led the SEC during the regular season.
- Led the SEC with eight receiving touchdowns in conference play, including four on the road.
- Reached the end zone in seven contests.
- Became the first Hog since 2011 to have three 100-yard games in SEC play in a single season.
- First player in school history with consecutive 100-yard games in SEC play away from home.

SINGLE-GAME CAREER HIGHS

Receptions.....	9 (2x) last vs No. 10 Texas A&M (9/24/16)
Receiving Yards.....	155 vs. No. 14 Texas A&M (9/26/15)
Receiving TDs.....	3 at No. 18 Ole Miss (11/7/15)

CAREER STATS

	RECEIVING							RUSHING				
	GS	REC	YDS	AVG	TD	LNG	ATT	YDS	AVG	TD	LNG	
2013	10/0	0	0	0.0	0	0	0	0	0.0	0	0	
2014	13/0	10	181	18.1	1	44	0	0	0.0	0	0	
2015	13/10	63	843	13.4	10	52	4	20	5.0	0	9	
2016	4/3	24	254	10.6	1	24	0	0	0.0	0	0	
TOTAL	40/13	97	1,278	13.2	12	52	4	20	5.0	0	9	

2016 GAME-BY-GAME STATS

	RECEIVING							RUSHING				
	GS	REC	YDS	AVG	TD	LNG	ATT	YDS	AVG	TD	LNG	
LA TECH	1/1	5	47	9.4	0	18	0	0	0.0	0	0	
at TCU	1/1	7	93	13.3	1	24	0	0	0.0	0	0	
TSU	1/0	3	28	9.3	0	15	0	0	0.0	0	0	
vs. TAMU	1/1	9	86	9.6	0	21	0	0	0.0	0	0	
ASU												
ALA												
MISS												
at AU												
UF												
LSU												
at MSU												
at MIZZ												
TOTAL	4/3	24	254	10.6	1	24	0	0	0.0	0	0	



GAME NOTES



RYAN PULLEY

Sophomore | Defensive Back
5-11 | 198
Fort Myers, Fla. | Island Coast HS

11

QUICK HITS

- Has started each of the last three games.
- Tied for fifth in the FBS in passes defended (7) and fourth in pass breakups (6).
- 1 of 6 players in the country with six pass breakups and at least one INT.
- Picked off a pass and returned it 25 yards for a TD against Texas State.

SINGLE-GAME CAREER HIGHS

Tackles4 (3x) last vs. No. 10 Texas A&M (9/24/16)
Interceptions1 (2x) last vs. Texas State (9/17/16)
Pass Breakups3 at No. 15 TCU (9/10/16)

CAREER STATS

	GS	UA	A	ToT	TFL-YDS	SCK-YDS	FF	FR-YDS	INT-YDS	QBH	BRUP
2015	10/1	6	4	10	0.0-0	0.0-0	0	0-0	1-8	0	2
2016	4/3	11	2	13	0.0-0	0.0-0	0	0-0	1-25	0	6
TOTAL	14/4	17	6	23	0.0-0	0.0-0	0	0-0	2-33	0	8

2016 GAME-BY-GAME STATS

	GS	UA	A	ToT	TFL-YDS	SCK-YDS	FF	FR-YDS	INT-YDS	QBH	BRUP
LA TECH	1/0	2	0	2	0.0-0	0.0-0	0	0-0	0-0	0	1
at TCU	1/1	4	0	4	0.0-0	0.0-0	0	0-0	0-0	0	3
TSU	1/1	3	0	3	0.0-0	0.0-0	0	0-0	1-25	0	1
vs. TAMU	1/1	2	2	4	0.0-0	0.0-0	0	0-0	0-0	0	1
ASU											
ALA											
MISS											
at AU											
UF											
LSU											
at MSU											
at MIZZ											
TOTAL	4/3	11	2	13	0.0-0	0.0-0	0	0-0	1-25	0	6



SANTOS RAMIREZ

Sophomore | Defensive Back
6-2 | 205
Shreveport, La. | Evangel Christian Academy

9

QUICK HITS

- Tied for fourth on the team in tackles (19).
- All five tackles at TCU were of the solo variety.
- Tied for the team lead with a career-high seven tackles vs. LA Tech.
- 36 of his 54 career tackles have been solo stops.
- Made at least five tackles in 3 of 4 games this season.
- Totaled 35 tackles and one interception in 2015.
- Has a tackle in 12 of 13 contests during his career.

SINGLE-GAME CAREER HIGHS

Tackles7 (2x) last vs. Louisiana Tech (9/3/16)
Tackles For LossNone
Interceptions1 at No. 8 Alabama (10/10/15)
Forced Fumbles1 vs. No. 10 Texas A&M (9/24/16)
Pass Breakups2 vs. No. 14 Texas A&M (9/26/15)


CAREER STATS

	GS	UA	A	ToT	TFL-YDS	SCK-YDS	FF	FR-YDS	INT-YDS	QBH	BRUP
2015	12/3	22	13	35	0.0-0	0.0-0	0	0-0	1-18	0	3
2016	4/4	14	5	19	0.0-0	0.0-0	1	0-0	0-0	0	1
TOTAL	16/7	36	18	54	0.0-0	0.0-0	1	0-0	1-18	0	4

2016 GAME-BY-GAME STATS

	GS	UA	A	ToT	TFL-YDS	SCK-YDS	FF	FR-YDS	INT-YDS	QBH	BRUP
LA TECH	1/1	4	3	7	0.0-0	0.0-0	0	0-0	0-0	0	0
at TCU	1/1	5	0	5	0.0-0	0.0-0	0	0-0	0-0	0	1
TSU	1/1	1	1	2	0.0-0	0.0-0	0	0-0	0-0	0	0
vs. TAMU	1/1	4	1	5	0.0-0	0.0-0	1	0-0	0-0	0	0
ASU											
ALA											
MISS											
at AU											
UF											
LSU											
at MSU											
at MIZZ											
TOTAL	4/4	14	5	19	0.0-0	0.0-0	1	0-0	0-0	0	1





DOMINIQUE REED

Senior | Wide Receiver
6-3 | 175

Camden, Ark. | Fairview HS/Coffeyville CC (Kan.)

3

QUICK HITS

- Named to the 2016-17 Senior Bowl Watch List.
- Has a reception in three games this season along with four rushes for 27 yards.
- Ranks seventh in the SEC in kickoff return yards (145) on eight returns.
- Scored a touchdown in six straight games in 2015, including all four SEC road games.
- Finished third on the team in receptions (28) and receiving yards (535) in 2015.
- Found the end zone seven times, including six TDs through the air in 2015.
- Finished second in the SEC in yards per reception (19.11) in 2015, good for 19th nationally.
- Tied for second in the SEC with four catches of 50+ yards in 2015.
- Ran for 20 or more yards after the catch on four of his six TD receptions in 2015.
- Turned 21 of his 28 receptions into first downs in 2015.
- Recorded a catch in each of the final 11 games of the 2015 season.

SINGLE-GAME CAREER HIGHS

Receptions	7 at No. 18 Ole Miss (11/7/15)
Receiving Yards	105 at No. 18 Ole Miss (11/7/15)
Receiving TDs	2 at No. 18 Ole Miss (11/7/15)
Rushing TDs	1 vs. Auburn (10/24/15)

CAREER STATS

	RECEIVING						RUSHING					KICK RETURN			
	GS	REC	YDS	AVG	TD	LNG	ATT	YDS	AVG	TD	LNG	RET	YDS	TD	LNG
2015	12/6	28	535	19.1	6	71	4	24	6.0	1	11	10	222	0	40
2016	4/2	4	53	13.3	0	32	4	27	6.8	0	15	8	145	0	25
TOTAL	16/8	32	588	18.4	6	71	8	51	6.4	1	15	18	367	0	40

2016 GAME-BY-GAME STATS

	RECEIVING						RUSHING					KICK RETURN			
	GS	REC	YDS	AVG	TD	LNG	ATT	YDS	AVG	TD	LNG	RET	YDS	TD	LNG
LA TECH	1/0	1	6	6.0	0	6	0	0	0.0	0	0	2	42	0	25
at TCU	1/1	1	11	11.0	0	11	2	18	9.0	0	15	4	77	0	22
TSU	1/1	2	36	18.0	0	32	1	15	15.0	0	15	2	26	0	13
vs. TAMU	1/0	0	0	0.0	0	0	1	-6	-6.0	0	0	0	0	0	0
ASU															
ALA															
MISS															
at AU															
UF															
LSU															
at MSU															
at MIZZ															
TOTAL	4/2	4	53	13.3	0	32	4	27	6.8	0	15	8	145	0	25



JEREMY SPRINKLE

Senior | Tight End
6-6 | 256

White Hall, Ark. | White Hall HS

83

QUICK HITS

- Named to the 2016 John Mackey Award and 2016-17 Senior Bowl Watch Lists.
- Was the only SEC tight end and 1 of 2 nationally with a TD catch in each of the first three weeks.
- Tied with D.J. Williams for the school record in TD catches among tight ends (10).
- Has seven TDs in his last seven games dating back to 2015.
- 9 of 13 catches this season have resulted in either a first down or TD.
- 30 of last 40 receptions have resulted in either a first down or a TD dating back to last season.
- 23 of those receptions have gone for at least 10 yards, including nine for 20 yards or more.
- Caught the eventual game-winning TD vs. LA Tech.
- Led all SEC tight ends with six receiving TDs in 2015, good for a tie for ninth in the FBS.
- Equaled the program single-game record with three against Mississippi State (11/21/15).
- Three TD catches also tied for the most by an FBS TE in a game in 2015.
- All six TDs in 2015 came over the final seven games of the season.

SINGLE-GAME CAREER HIGHS

Receptions	6 vs. Mississippi State (11/21/15)
Receiving Yards	81 vs. Kansas State (1/2/16)
Receiving TDs	3 vs. Mississippi State (11/21/15)

CAREER STATS

	RECEIVING				RUSHING			
	GS	REC	YDS	AVG	TD	LNG	ATT	YDS
2013	12/2	4	68	17.0	0	44	1	1
2014	13/0	7	84	12.0	1	17	0	0
2015	13/7	27	389	14.4	6	42	1	4
2016	4/4	13	143	11.0	3	25	0	0
TOTAL	42/13	51	684	13.4	10	44	2	5

2016 GAME-BY-GAME STATS

	RECEIVING				RUSHING			
	GS	REC	YDS	AVG	TD	LNG	ATT	YDS
LA TECH	1/1	3	19	6.3	1	12	0	0
at TCU	1/1	3	58	19.3	1	25	0	0
TSU	1/1	3	20	6.7	1	10	0	0
vs. TAMU	1/1	4	46	11.5	0	23	0	0
ASU								
ALA								
MISS								
at AU								
UF								
LSU								
at MSU								
at MIZZ								
TOTAL	4/4	13	143	11.0	3	25	0	0



GAME NOTES



HENRE' TOLIVER

Junior | Defensive Back
6-1 | 185

Marrero, La. | Archbishop Rummel HS

5

QUICK HITS

- Has started each of the last eight contests dating back to last season.
- Sixth on the team in tackles (15).
- Has four or more tackles in 11 of his last 17 contests.
- 64 of 88 career tackles have been solo stops.
- Fourth on the team in tackles at TCU (6).
- Helped the Hogs shut out TCU in the first half with three tackles and a pass breakup.
- Finished fourth on the team and second among defensive backs in tackles last season (55).
- Ranked second on the team in pass breakups last season (8).

SINGLE-GAME CAREER HIGHS

Tackles 8 (2x) last vs. Mississippi State (11/21/15)
Tackles For Loss 2.0 vs. UTEP (9/5/15)
Interceptions 1 (3x) last vs. UTEP (9/5/15)
Pass Breakups 2 (3x) last vs. No. 10 Texas A&M (9/24/16)

CAREER STATS

	GS	UA	A	ToT	TFL-YDS	SCK-YDS	FF	FR-YDS	INT-YDS	QBH	BRUP
2014	11/4	11	7	18	1.0-4	1.0-4	0	0-0	2-46	0	1
2015	13/10	43	12	55	4.0-14	0.0-0	0	0-0	1-12	0	8
2016	4/4	10	5	15	1.0-1	0.0-0	0	0-0	0-0	0	3
TOTAL	28/18	64	24	88	6.0-19	1.0-4	0	0-0	3-58	0	12

2016 GAME-BY-GAME STATS

	GS	UA	A	ToT	TFL-YDS	SCK-YDS	FF	FR-YDS	INT-YDS	QBH	BRUP
LA TECH	1/1	2	2	4	1.0-1	0.0-0	0	0-0	0-0	0	0
at TCU	1/1	4	2	6	0.0-0	0.0-0	0	0-0	0-0	0	1
TSU	1/1	1	0	1	0.0-0	0.0-0	0	0-0	0-0	0	0
vs. TAMU	1/1	3	1	4	0.0-0	0.0-0	0	0-0	0-0	0	2
ASU											
ALA											
MISS											
at AU											
UF											
LSU											
at MSU											
at MIZZ											
TOTAL	4/4	10	5	15	1.0-1	0.0-0	0	0-0	0-0	0	3



KODY WALKER

Senior | Running Back
6-2 | 240

Jefferson City, Mo. | Jefferson City HS

24

QUICK HITS

- Named to the 2016 Doak Walker Award and 2016-17 Senior Bowl Watch Lists.
- Scored his 14th career rushing touchdown in the win over Texas State.
- Had six carries for 24 yards in the opener, including a critical 4th and 1 first down run in the 4th quarter.
- Earned a sixth year of eligibility from the NCAA and SEC prior to the start of 2015.
- His first two seasons were cut short due to injury.
- His 90 carries, 394 yards and six touchdowns in 2015 were each career season highs.
- Played in each of the first two games before an injury sidelined him for the next four contests.
- Rushed for 366 yards and five touchdowns through the final seven games of the season.

SINGLE-GAME CAREER HIGHS

Attempts 17 at No. 9 LSU (11/14/15)
Rushing Yards 88 at No. 9 LSU (11/14/15)
Rushing TDs 2 (3x) last vs. Auburn (10/24/15)
Receptions 3 vs. No. 7 Alabama (10/11/14)
Receiving Yards 15 vs. No. 7 Alabama (10/11/14)

CAREER STATS

	RUSHING							RECEIVING			
	GS	ATT	YDS	AVG	TD	LNG	REC	YDS	AVG	TD	LNG
2011	3/0	20	68	3.4	5	9	0	0	0.0	0	0
2012	2/1	1	1	1.0	1	1	1	5	5.0	0	5
2013	8/0	6	32	5.3	0	14	0	0	0.0	0	0
2014	13/1	31	149	4.8	1	11	3	15	5.0	0	6
2015	9/1	90	394	4.4	6	28	1	4	4.0	0	4
2016	4/0	24	89	3.7	1	17	1	11	11.0	0	11
TOTAL	39/3	172	733	4.3	14	28	6	35	5.8	0	11

2016 GAME-BY-GAME STATS

	RUSHING							RECEIVING			
	GS	ATT	YDS	AVG	TD	LNG	REC	YDS	AVG	TD	LNG
LA TECH	1/0	6	24	4.0	0	7	0	0	0.0	0	0
at TCU	1/0	7	19	2.7	0	6	0	0	0.0	0	0
TSU	1/0	7	23	3.3	1	12	1	11	11.0	0	11
vs. TAMU	1/0	4	23	5.8	0	17	0	0	0.0	0	0
ASU											
ALA											
MISS											
at AU											
UF											
LSU											
at MSU											
at MIZZ											
TOTAL	4/0	24	89	3.7	1	17	1	11	11.0	0	11





RAWLEIGH WILLIAMS III

Sophomore | Running Back
5-10 | 226
Dallas, Texas | Bishop Lynch HS

22

QUICK HITS

- Named to the 2016 Doak Walker Award Watch List.
- Ranks third in the SEC and 16th in the nation in rushing yards (433).
- Has 100+ yards rushing in two of the last three games.
- Tied for the SEC lead in first down runs (21), second in 10+ yard runs (14) and third in attempts (88).
- Only running back in the SEC to run for 75+ yards in all four games this season.
- Returned to his home state of Texas and rushed 28 times for 137 yards in a win over No. 15 TCU.
- Returned to action with a career-high 24 carries for 96 yards and a TD against LA Tech.
- Scored Arkansas' first touchdown of the 2016 season in his first game back from a neck injury.
- One of three SEC freshmen RBs to rush for 100 yards in a game in 2015
- One of two SEC freshmen RBs to rush for 100 yards in a game against an SEC opponent in 2015.
- Scored his first career TD on a 3-yard run during the fourth quarter vs. Texas A&M (9/26/15).
- Left in the 3rd quarter vs. Auburn (10/24/15) with a neck injury and missed the rest of the season.

SINGLE-GAME CAREER HIGHS

Attempts.....	28 at No. 15 TCU (9/10/16)
Rushing Yards.....	137 at No. 15 TCU (9/10/16)
Rushing TDs.....	2 vs. Texas State (9/17/16)
Receptions.....	3 vs. Louisiana Tech (9/3/16)
Receiving Yards.....	20 vs. Texas Tech (9/19/15)

CAREER STATS

	RUSHING							RECEIVING			
	GS	ATT	YDS	AVG	TD	LNG	REC	YDS	AVG	TD	LNG
2015	7/0	56	254	4.5	1	44	5	26	5.2	0	10
2016	4/4	88	433	4.9	4	55	3	15	5.0	0	16
TOTAL	11/4	144	687	4.8	5	55	8	41	5.1	0	16

2016 GAME-BY-GAME STATS

	RUSHING							RECEIVING			
	GS	ATT	YDS	AVG	TD	LNG	REC	YDS	AVG	TD	LNG
LA TECH	1/1	24	96	4.0	1	14	3	15	5.0	0	16
at TCU	1/1	28	137	4.9	0	37	0	0	0.0	0	0
TSU	1/1	19	121	6.4	2	18	0	0	0.0	0	0
vs. TAMU	1/1	17	79	4.6	1	55	0	0	0.0	0	0
ASU											
ALA											
MISS											
at AU											
UF											
LSU											
at MSU											
at MIZZ											
TOTAL	4/4	88	433	4.9	4	55	3	15	5.0	0	16



JAMICHAEL WINSTON

Senior | Defensive Lineman
6-4 | 260
Pritchard, Ala. | Vigor HS

6

QUICK HITS

- Registered his first career half-sack against Texas State.
- Made a tackle in 11 of 13 games in 2015.
- Recorded a quarterback hurry in three straight games last season.

SINGLE-GAME CAREER HIGHS

Tackles.....	5 vs. Nicholls State (9/6/14)
Tackles For Loss.....	1.0 (3x) last at Tennessee (10/3/15)
Sacks.....	0.5 vs. Texas State (9/17/16)
Forced Fumbles.....	1 vs. Southern Miss (9/14/13)
QB Hurries.....	1 (5x) last vs. UT Martin (10/31/15)

CAREER STATS

	GS	UA	A	ToT	TFL-YDS	SCK-YDS	FF	FR-YDS	INT-YDS	QBH	BRUP
2012	2/0	0	0	0	0.0-0	0.0-0	0	0-0	0-0	0	0
2013	12/0	3	1	4	0.0-0	0.0-0	1	0-0	1-0	1	0
2014	13/12	15	11	26	2.0-6	0.0-0	0	0-0	0-0	1	1
2015	13/6	9	12	21	1.0-1	0.0-0	0	0-0	0-0	3	0
2016	4/0	0	1	1	0.5-5	0.5-5	0	0-0	0-0	0	0
TOTAL	44/18	27	25	52	3.5-12	0.5-5	1	0-0	1-0	5	1

2016 GAME-BY-GAME STATS

	GS	UA	A	ToT	TFL-YDS	SCK-YDS	FF	FR-YDS	INT-YDS	QBH	BRUP
LA TECH	1/0	0	0	0	0.0-0	0.0-0	0	0-0	0-0	0	0
at TCU	1/0	0	0	0	0.0-0	0.0-0	0	0-0	0-0	0	0
TSU	1/0	0	1	1	0.5-5	0.5-5	0	0-0	0-0	0	0
vs. TAMU	1/0	0	0	0	0.0-0	0.0-0	0	0-0	0-0	0	0
ASU											
ALA											
MISS											
at AU											
UF											
LSU											
at MSU											
at MIZZ											
TOTAL	4/0	0	1	1	0.5-5	0.5-5	0	0-0	0-0	0	0

**DEATRICH WISE JR.**

Senior | Defensive Lineman

6-5 | 271

Carrollton, Texas | Hebron HS

48**QUICK HITS**

- SEC Defensive Lineman of the Week (Sept. 6).
- Named to the 2016 Bednarik Award, Nagurski Trophy, and 2016-17 Senior Bowl Watch Lists.
- Fifth among SEC active career leaders in sacks (15.0).
- Has recorded at least a half-sack in three games this season.
- Has 9.0 sacks through his last nine games.
- Has at least a half-sack in seven of the last eight regular-season contests.
- Moved into a tie for 11th all-time in school history with 15.0 career sacks.
- Has 4.5 sacks in Arkansas' last three road wins vs. ranked opponents.
- Had a career-high seven tackles and a half-sack vs. LA Tech.
- Seven stops in the season opener tied for second among SEC DL in the first week.
- Led the SEC in sacks during conference play (8.0) last season.
- Had 4.5 sacks against ranked opponents, good for second in the SEC and tied for sixth nationally.
- Led the SEC and tied for 10th nationally in sacks per game against ranked opponents (1.13)
- Paced the SEC and ranked second nationally in sacks during the month of November (7.0).

SINGLE-GAME CAREER HIGHS

Tackles7 vs. Mississippi State (11/21/15)
 Tackles For Loss2.5 at No. 9 LSU (11/14/15)
 Sacks2.5 at No. 9 LSU (11/14/15)
 Forced Fumbles1 (3x) last vs. Missouri (11/27/15)
 QB Hurries2 (2x) last vs. Missouri (11/27/15)

CAREER STATS

	GS	UA	A	ToT	TFL-YDS	SCK-YDS	FF	FR-YDS	INT-YDS	QBH	BRUP
2012	2/0	2	0	2	1.0-21	1.0-21	0	0-0	0-0	0	0
2013	12/1	6	11	17	3.0-17	2.0-16	0	1-0	0-0	2	0
2014	10/1	5	8	13	3.0-23	2.0-19	0	0-0	0-0	3	0
2015	13/0	17	14	31	10.5-52	8.0-43	3	0-0	0-0	5	3
2016	4/4	6	13	19	3.0-17	2.0-14	0	0-0	0-0	3	1
TOTAL	41/6	36	46	82	20.5-130	15.0-113	3	1-0	0-0	13	4

2016 GAME-BY-GAME STATS

	GS	UA	A	ToT	TFL-YDS	SCK-YDS	FF	FR-YDS	INT-YDS	QBH	BRUP
LA TECH	1/1	1	6	7	0.5-5	0.5-5	0	0-0	0-0	3	1
at TCU	1/1	2	2	4	1.0-4	1.0-4	0	0-0	0-0	0	0
TSU	1/1	1	1	2	0.5-5	0.5-5	0	0-0	0-0	0	0
vs. TAMU	1/1	2	4	6	1.0-3	0.0-0	0	0-0	0-0	0	0
ASU											
ALA											
MISS											
at AU											
UF											
LSU											
at MSU											
at MIZZ											
TOTAL	4/4	6	13	19	3.0-17	2.0-14	0	0-0	0-0	3	1

► TEAM

Scored 70+ points

(73) vs. Nicholls (7) 2014

Scored 60+ points

(63) vs. UT Martin (28) 2015

Scored 50+ points

(50) vs. Mississippi State (51) 2015

Scored 40+ points

(42) vs. Texas State (3) 2016

Scored 40+ points in a half

(56, 1st) vs. Nicholls 2014

Scored 30+ points in a half

(35, 1st) vs. Texas State 2016

Scored 35+ points in a quarter

(35, 1st) vs. Nicholls 2014

Scored 28+ points in a quarter

(28, 2nd) vs. UT Martin 2015

Defeated a ranked opponent

#12 at TCU 2016

Defeated a ranked opponent on the road

#12 at TCU 2016

Defeated ranked opponents in consecutive games

at #19 Ole Miss; at #9 LSU 2015

Shut out an opponent

(30) vs. Ole Miss 2014

Had consecutive shutouts

(17) vs. LSU; (30) vs. Ole Miss 2014

Had consecutive SEC shutouts

(17) vs. LSU; (30) vs. Ole Miss 2014

Did not allow a touchdown

(3) vs. Texas State 2016

Was shut out

vs. Alabama (52) 2013

Totaled 600+ yards total offense

(605) at Ole Miss 2015

Totaled 500+ yards total offense

(569) vs. Kansas State 2015

Totaled 400+ yards total offense

(491) vs. Texas A&M 2016

Had 80+ total plays

(82) vs. Texas A&M 2016

Converted 30+ first downs

(30) vs. Kansas State 2015

Rushed for 400+ yards

(438) at Texas Tech 2014

Rushed for 300+ yards

(438) at Texas Tech 2014

Rushed 50+ times

(52) vs. Missouri 2015

Rushed for 5+ touchdowns

(5) vs. Kansas State 2015

Rushed for 4+ touchdowns

(5) vs. Kansas State 2015

Rushed for 3+ touchdowns

(3) vs. Texas State 2016

Passed for 500+ yards

(510) vs. Texas A&M 2011

Passed for 400-499 yards

(406) vs. Mississippi State 2015

Passed for 300-399 yards

(371) vs. Texas A&M 2016

Passed for 250-299 yards

(271) at LSU 2015

Attempted 50+ passes

(53) vs. Toledo 2015

Completed 30+ passes

(30) vs. Mississippi State 2015

Threw 6+ touchdown passes

(7) vs. Mississippi State 2015

Threw 5+ touchdown passes

(7) vs. Mississippi State 2015

Threw 4+ touchdown passes

(7) vs. Mississippi State 2015

Threw 3+ touchdown passes

(3) at TCU 2016

Had 5+ fumbles

(5) at Texas A&M 2012

Had zero turnovers

at TCU 2016

Had 7+ turnovers

(7) vs. ULM 1997

100-yard rusher and 100-yard receiver

at Ole Miss 2015 (RUSH: A. Collins - 108; REC: D. Morgan - 122; D. Reed - 105)

200-yard rusher and 100-yard receiver

at South Carolina 2006 (RUSH: Darren McFadden - 219; REC: Marcus Monk - 192)

Two 100-yard rushers

at Tennessee 2015 (Alex Collins - 154; R. Williams III - 100)

Three 100-yard rushers

vs. North Texas 2007 (Darren McFadden - 138; Felix Jones - 132; Brandon Barnett - 105)

Two 100-yard receivers

at Ole Miss 2015 (D. Morgan - 122; D. Reed - 105)

Four different receivers caught touchdown passes

vs. Mississippi State 2015 (Jeremy Sprinkle, 3; Hunter Henry, 2; Drew Morgan, 1; Jared Cornelius, 1)

Scored on the first offensive play of the game

vs. Nicholls 2014 (Keon Hatcher 82 yard rush)

Returned a kickoff for TD

vs. Northern Illinois 2014 (Korliss Marshall - 97 yards)

Returned a game-opening kickoff for TD

vs. Northern Illinois 2014 (Korliss Marshall - 97 yards)

Returned a season-opening kickoff for TD

vs. Missouri State 2009 (Dennis Johnson - 91 yards)

Returned a punt for TD

vs. Kansas State 2011 (Joe Adams - 51 yards)

Returned two punts for TDs

vs. Missouri State 2011 (Joe Adams - 61 yards, 69 yards)

Returned an interception for a TD

vs. Texas State 2016 (Ryan Pulley - 25 yards)

Returned a fumble for a TD

vs. Texas 2014 (Taiwan Johnson - 0 yards)

Returned a blocked punt for a TD

vs. Eastern Michigan 2009 (Seth Armbrust - 1 yard)

Returned a blocked field goal for a TD

at Mississippi State 2004 (Pierre Brown - 76 yds)

Blocked a punt

at Alabama 2015 (Jeremy Sprinkle)

Blocked a field goal

vs. TCU 2016 (Dan Skipper)

Blocked a PAT

vs. Tulsa 2012 (DeQuinta Jones)

Missed a PAT

vs. Georgia 2014 (John Henson)

Had a punt blocked

vs. Toledo 2015 (Zach Quinn)

Did not punt

vs. South Carolina 2011

Had a field goal blocked

vs. Kansas State 2015 (Marquel Bryant)

Had a PAT blocked

vs. Georgia 2014

Held an opponent to less than 10 first downs

(8) vs. Texas State 2016

Intercepted 4+ passes

(4) vs. Mississippi State 2007

Intercepted 3+ passes

(3) vs. Ole Miss 2014

Intercepted 2+ passes

(2) vs. UT Martin 2015

Recovered 3+ fumbles

(3) vs. Ole Miss 2014

Recovered 2+ fumbles

(2) vs. Texas A&M, 2016

Forced 6+ turnovers

(6) vs. Ole Miss 2014

Forced 5+ turnovers

(6) vs. Ole Miss 2014

Forced 4+ turnovers

(6) vs. Ole Miss 2014



Held an opponent to less than 300 yards

(105) vs. Texas State 2016

Held an opponent to less than 200 yards

(105) vs. Texas State 2016

Scored a safety

vs. Toledo 2015 (TEAM)

Scored on a fake punt

vs. Texas A&M 2014 (Sam Irwin-Hill - 51-yd. rush)

Scored on a fake field goal

vs. UAB 2014 (Tretola 6 yd. pass to D'Appollonio)

Scored a 2-point conversion

vs. TCU 2016 (A. Allen 3-yd rec. from K. Hatcher)

Committed 1 penalty or less

vs. Missouri 2015

► INDIVIDUAL

Had 400+ yards total offense in a game

(411) Brandon Allen vs. Mississippi State 2015 (5 rushing, 406 passing)

Had 300+ yards total offense in a game

(306) Brandon Allen vs. Kansas State 2015 (-9 rushing, 315 passing)

Was responsible for 5+ TDs in a game

(7) Brandon Allen vs. Mississippi State 2015 (7 pass)

Was responsible for 4+ TDs in a game

(7) Brandon Allen vs. Mississippi State 2015 (7 pass)

Was responsible for 3+ TDs in a game

(3) Austin Allen at TCU 2016 (3 pass)

Rushed 40+ times in a game

(40) DeCori Birmingham at Kentucky 2003

Rushed 30+ times in a game

(30) Alex Collins vs. Missouri 2015

Rushed for 200+ yards in a game

(212) Alex Collins at Texas Tech 2014

Rushed for 150+ yards in a game

(185) Alex Collins vs. Kansas State 2015

Rushed for 100+ yards in a game

(121) Rawleigh Williams vs. Texas State 2016

Rushed for 150+ yards in consecutive games

Alex Collins (170) vs. Texas Tech, (151) vs. Texas A&M, (154) at Tennessee 2015

Rushed for 100+ yards in consecutive games

Rawleigh Williams (137) at TCU, (121) vs. Texas State

Rushed for 5+ TDs in a game

(5) Alex Collins vs. UT Martin 2015

Rushed for 4+ TDs in a game

(5) Alex Collins vs. UT Martin 2015

Rushed for 3+ TDs in a game

(3) Alex Collins vs. Kansas State 2015

Passed for 500+ yards in a game

(510) Tyler Wilson vs. Texas A&M 2011

Passed for 400+ yards in a game

(406) Brandon Allen vs. Mississippi State 2015

Passed for 300+ yards in a game

(371) Austin Allen vs. Texas A&M 2016

Attempted 50+ passes in a game

(53) Brandon Allen vs. Toledo 2015

Attempted 40+ passes in a game

(42) Austin Allen vs. Texas A&M 2016

Attempted 30+ passes in a game

(42) Austin Allen vs. Texas A&M 2016

Had 300+ yards receiving in a game

(303) Cobi Hamilton vs. Rutgers 2012

Had 200+ yards receiving in a game

(303) Cobi Hamilton vs. Rutgers 2012

Had 150+ yards receiving in a game

(155) Drew Morgan vs. Texas A&M 2015

Had 100+ yards receiving in a game

(126) Jared Cornelius vs. Texas A&M 2016

100+ receiving yards in consecutive games

Drew Morgan (155) vs. Texas A&M, (110) at Tennessee 2015

Caught 10+ passes in a game

(10) Cobi Hamilton vs. LSU 2012

Caught 10+ passes in consecutive games

Cobi Hamilton (12) vs. Ole Miss, (11) vs. Tulsa 2012

Caught 3+ TD passes in a game

(3) Jeremy Sprinkle vs. Mississippi State 2015

Caught 2+ TD passes in a game

(3) Jeremy Sprinkle, (2) Hunter Henry vs. Mississippi State 2015

Scored 15+ points kicking

(15) Todd Wright (4-4 FG, 3-4 PAT) vs. UTEP 1989

Kicked 5+ field goals in a game

(5) Kendall Trainor vs. Texas A&M 1988

Kicked 4+ field goals in a game

(4) Alex Tejada vs. Troy 2007

Made a 60-yard+ FG

(67) Steve Little vs. Texas 1977

Made a 50-yard+ FG

(54) Zach Hocker vs. Mississippi State 2013

Had an 80-yard+ punt

(83) Pete Raether vs. Louisiana-Lafayette 1991

Had a 70-yard+ punt

(79) Sam Irwin-Hill vs. South Carolina 2013

Intercepted 3+ passes in a game

(3) Michael Grant vs. ULM 2006

Intercepted 2+ passes in a game

(2) Tramain Thomas vs. Auburn 2011

Returned 2+ punts for TDs

(2) Joe Adams vs. Missouri State 2011 (61 yards, 69 yards)

Had a 90+ yard rush

(90) Jonathan Williams vs. Nicholls 2014

Had an 80+ yard rush

(80) Alex Collins at LSU 2015

Had a 70+ yard rush

(80) Alex Collins at LSU 2015

Had a 60+ yard rush

(80) Alex Collins and (69) Jared Cornelius at LSU 2015

Had a 90+ yard pass

(92) Matt Jones to Richard Smith at Tennessee 2002

Had an 80+ yard pass

(80) Tyler Wilson to Cobi Hamilton vs. Rutgers 2012

Had a 70+ yard pass

(73) Austin Allen to Keon Hatcher vs. Texas State 2016

Had two 80+ yard passes

(85) Ryan Mallett to Cobi Hamilton, (80) Ryan Mallett to Cobi Hamilton vs. LSU 2010

Had two 70+ yard passes

(77) Tyler Wilson to Jonathan Williams, (74) Tyler Wilson to Jonathan Williams vs. Kentucky 2012

► TEAM

Failed to score a TD
Texas State 2016

Had 30+ first downs
(32) Mississippi State 2015

300+ yards rushing
(366) Texas A&M 2016

50+ rushing attempts
(52) Auburn 2015

400+ yards passing
(508) Mississippi State 2015

300+ yards passing
(377) TCU 2016

250+ yards passing
(377) TCU 2016

50+ pass attempts
(58) TCU 2016

30+ pass completions
(58) TCU 2016

4+ touchdown passes
(5) Mississippi State 2015

3+ touchdown passes
(5) Mississippi State 2015

500+ yards total offense
(591) Texas A&M 2016

80+ total plays
(90) TCU 2016

70+ points
(70) Southern California 2005

60+ points
(65) Auburn 2010

50+ points
(51) Mississippi State 2015

40+ points
(45) Texas A&M 2016

No turnovers
Ole Miss 2015

5+ Fumbles
(5) Kentucky (lost 2) 2008

100-yard+ rusher and 100-yard+ receiver
Texas A&M 2016 (RUSH: Trevor Knight, 157/T. Williams, 153 ; REC: Josh Reynolds, 141 yards)

Returned a kickoff for TD
Tennessee 2015 (Evan Berry - 96 yards)

Returned a punt for TD
Rutgers 2013 (Janarion Grant - 58 yards)

Returned an interception for a TD
Auburn 2014 (Jermaine Whitehead - 33 yards)

Returned 2+ interceptions for TDs
(2) Alabama 2008 (Javier Arenas - 63 yards, Justin Woodall - 74 yards)

Returned a fumble for a TD
Georgia 2014 (Dominick Sanders - 54 yards)

Returned a blocked punt for a TD
Kentucky 2003 (Andrew Hopewell, six yards)

Blocked a punt
Toledo 2015 (Zach Quinn)

Blocked a field goal
Kansas State 2015 (Marquel Bryant)

Had a field goal blocked
TCU 2016

Had a punt blocked
Alabama 2015

Missed a PAT
Mississippi State 2015

Missed two PATs
Tulsa 2012

Had PAT blocked
Tulsa 2012

Intercepted 3+ passes
(3) Alabama 2010

Scored a safety
Auburn 2008

Scored a 2-point conversion
Auburn 2015

► INDIVIDUAL

Rushed 35+ times in a game
(37) Peyton Barber (Auburn) 2015

Rushed 30+ times in a game
(37) Peyton Barber (Auburn) 2015

Rushed for 200+ yards in a game
(202) Nick Chubb (Georgia) 2014

Rushed for 150+ yards in a game
(157) Trevor Knight (Texas A&M) 2016

Rushed for 3+ touchdowns in a game
(3) Chad Kelly (Ole Miss) 2015

Passed for 500+ yards in a game
(508) Dak Prescott (Mississippi State) 2015

Passed for 400+ yards in a game
(508) Dak Prescott (Mississippi State) 2015

Passed for 300+ yards in a game
(377) Kenny Hill (TCU) 2016

Attempted 60+ passes in a game
(67) Kolton Browning (ULM) 2012

Attempted 50+ passes in a game
(56) Kenny Hill (TCU) 2016

Attempted 40+ passes in a game
(56) Kenny Hill (TCU) 2016

Threw 5+ TDs in a game
(5) Dak Prescott (Mississippi State) 2015

Threw 4+ TDs in a game
(5) Dak Prescott (Mississippi State) 2015

Threw 3+ TDs in a game
(5) Dak Prescott (Mississippi State) 2015

Had 400+ yards total offense in a game
(470) Kenny Hill (TCU) 2016 (PASS: 377; RUSH: 93)

Had 300+ yards total offense in a game
(382) Trevor Knight (Texas A&M) 2016 (PASS 225; RUSH: 157)

Had 200+ yards receiving in a game
(208) Jamaye Smith (Mississippi State) 2007

Had 150+ yards receiving in a game
(154) Fred Ross (Mississippi State) 2015

Had 100+ yards receiving in a game
(141) Josh Reynolds (Texas A&M) 2016

Caught 15+ passes in a game
(17) Willie Gosha (Auburn) 1995

Caught 10+ passes in a game
(10) Fred Ross, (10) De'Runnya Wilson (Mississippi State) 2012

Caught 3+ TD passes in a game
(3) Jamie Armstrong (Ole Miss) 2001

Caught 2+ TD passes in a game
(2) Fred Ross (Mississippi State) 2015

Made 4+ field goals in a game
(4) Josh Jasper (LSU) 2009

Made a 50+ yard field goal
(52) Andrew Baggett (Missouri) 2014

Had an 80+ yard punt
(82) Derek Helton (LSU) 2010

Had a 70+ yard punt
(72) Jordan Chiles (Missouri State) 2011

Intercepted 2+ passes in a game
(2) Steven Terrell (Texas A&M) 2012

Had a 90+ yard run
(97) John Avery (Ole Miss) 1997

Had an 80+ yard run
(80) Derrick Henry (Alabama) 2013

Had a 70+ yard run
(80) Derrick Henry (Alabama) 2013

Had a 90+ yard pass
(92) Trevor Knight to Josh Reynolds (Texas A&M) 2016

Had an 80+ yard pass
(92) Trevor Knight to Josh Reynolds (Texas A&M) 2016

Had a 70+ yard pass
(92) Trevor Knight to Josh Reynolds (Texas A&M) 2016



GAME NOTES

GAME	FINAL SCORE	SCORE BY QUARTER				FIRST DOWNS				RUSHING			PASSING			TOTAL OFFENSE		PUNTING	FUMBLES	PENALTY	THIRD DOWNS	TOTAL TOP
		1	2	3	4(OT)	RU	PA	PN	TOT	ATT	YDS	TD	C-A-I	YDS	TD	ATT	YDS	NO-AVG	NO-LOST	NO-YDS		
LA Tech	20	7	7	6	0	5	10	1	16	23	79	2	19-31-1	212	0	54	291	3-38.3	1-0	3-20	5-11	23:19
Arkansas	21	7	7	0	7	8	12	1	21	40	106	1	20-29-2	191	2	69	297	4-47.5	1-0	4-35	3-12	36:41
Arkansas	41	3	10	7	21	9	11	0	20	43	180	1	17-29-0	223	3	72	403	6-50.7	0-0	5-45	7-16	33:07
TCU	38	0	0	7	31	6	19	0	25	32	195	4	36-58-1	377	1	90	572	5-39.8	1-1	9-95	12-19	26:53
Texas State	3	0	0	3	0	5	3	0	8	26	22	0	11-26-1	83	0	52	105	8-45.6	0-0	5-45	3-14	20:31
Arkansas	42	14	21	7	0	15	9	2	26	44	233	2	16-22-0	241	2	66	467	4-43.5	1-1	7-40	4-9	34:29
Arkansas	24	7	10	0	7	4	17	6	27	40	120	1	28-42-0	371	2	82	491	3-39.3	3-3	7-62	9-16	39:45
Texas A&M	45	0	17	7	21	13	7	2	22	37	366	4	12-22-0	225	2	59	591	2-47.5	3-2	7-55	8-12	20:15

► GAME-BY-GAME OFFENSIVE STARTERS

OPPONENT	LT	LG	C	RG	RT	TE	TE/WR/FB	QB	RB	WR	WR
LA Tech	Skipper	Froholdt	Ragnow	Raulerson	C. Jackson	Sprinkle	J. Cornelius (WR)	A. Allen	R. Williams	Hollister	Morgan
TCU	Skipper	Froholdt	Ragnow	Raulerson	C. Jackson	Sprinkle	H. Johnson (FB)	A. Allen	R. Williams	Reed	Morgan
Texas State	Skipper	Froholdt	Raulerson	Ragnow	C. Jackson	Sprinkle	H. Johnson (FB)	A. Allen	R. Williams	Reed	Hatcher
Texas A&M	Skipper	Froholdt	Ragnow	Raulerson	B. Wallace	Sprinkle	H. Johnson (FB)	A. Allen	R. Williams	Morgan	Hatcher

► GAME-BY-GAME DEFENSIVE STARTERS

OPPONENT	DE	DT	DT	DE	SLB/CB	MLB	WLB	CB	FS	SS	CB
LA Tech	Roesler	T. Johnson	J. Ledbetter	Wise	K. Richardson (CB)	Ellis	Greenlaw	Collins	Liddell	S. Ramirez	Toliver
TCU	Beanum	T. Johnson	J. Ledbetter	Wise	Pulley (CB)	Ellis	Greenlaw	Collins	Liddell	S. Ramirez	Toliver
Texas State	Beanum	T. Johnson	J. Ledbetter	Wise	Pulley (CB)	Ellis	Greenlaw	Collins	Liddell	S. Ramirez	Toliver
Texas A&M	Beanum	T. Johnson	J. Ledbetter	Wise	Pulley (CB)	Ellis	Greenlaw	Collins	Liddell	S. Ramirez	Toliver

► SEASON/CAREER STARTS

OFFENSE	2016	2015	2014	2013	2012	TOT	CONS
Austin Allen, QB, Jr.	4	-	-	-	-	4	4
Anthony Antwine, WR, Jr.	-	1	-	-	-	1	0
Jared Cornelius, WR, Jr.	1	6	-	-	-	7	0
Hjalte Froholdt, OL, So.	4	-	-	-	-	4	4
Keon Hatcher, WR, Sr.	2	2	11	6	-	21	2
Cody Hollister, WR, Sr.	1	1	7	-	-	9	0
Colton Jackson, OL, R-Fr.	3	-	-	-	-	3	0
Kendrick Jackson, FB, So.	-	1	-	-	-	1	0
Hayden Johnson, FB, Fr.	3	-	-	-	-	3	3
Damon Mitchell, WR, Jr.	-	1	-	-	-	1	0
Drew Morgan, WR, Sr.	3	10	-	-	-	13	1
Frank Ragnow, OL, Jr.	4	13	-	-	-	17	17
Jake Raulerson, OL, Jr.	4	-	-	-	-	4	4
Dominique Reed, WR, Sr.	2	6	-	-	-	8	0
Luke Rossi, WR, So.	-	1	-	-	-	1	0
Dan Skipper, OL, Sr.	4	13	13	8	-	38	38
Jeremy Sprinkle, TE, Sr.	4	7	-	2	-	13	4
Kody Walker, RB, Sr.	-	1	1	-	1	3	0
Brian Wallace, OL, So.	1	-	-	-	-	1	1
Rawleigh Williams, RB, So.	4	-	-	-	-	4	4

DEFENSE	2016	2015	2014	2013	TOT	CONS
Tevin Benum, DL, Jr.	3	8	-	-	11	3
Jared Collins, DB, Sr.	4	13	12	2	31	27
DJ Dean, DB, Sr.	-	8	7	1	16	0
Brooks Ellis, LB, Sr.	4	13	11	4	32	22
Dwayne Eugene, LB, Jr.	-	1	-	-	1	0
Dre Greenlaw, LB, So.	4	11	-	-	15	15
Khalia Hackett, LB, Jr.	-	1	-	-	1	0
Taiwan Johnson, DL, Sr.	4	13	13	-	30	30
Jeremiah Ledbetter, DL, Sr.	4	12	-	-	16	16
Brandon Lewis, DL, Sr.	-	-	-	1	1	0
Josh Liddell, DB, Jr.	4	10	2	-	16	11
Ryan Pulley, DB, So.	3	1	-	-	4	3
Santos Ramirez, DB, So.	4	3	-	-	7	4
Kevin Richardson, DB, Jr.	1	5	-	-	6	0
Karl Roesler, DL, Jr.	1	-	-	-	1	0
Henre' Toliver, DB, Jr.	4	10	4	-	18	8
Josh Williams, LB, Sr.	-	2	2	-	4	0
Deatrich Wise Jr., DL, Sr.	4	-	1	1	6	4
JaMichael Winston, DL, Sr.	-	6	12	-	18	0



ARKANSAS VS. ALCORN STATE



► ARKANSAS SCORING DRIVES

Opponent	No. of Plays	Total Yards	Drive Time	Type of Score	Score Qtr/Time	Drive Start	Scoring Play
LA Tech	11	75	6:19	TD	1st/2:52	AR 25	R. Williams 6-yd rush
LA Tech	9	63	4:04	TD	2nd/7:01	AR 37	J. Cornelius 13-yd rec.
LA Tech	13	77	7:37	TD	4th/6:37	AR 23	Sprinkle 4-yd rec.
TCU	8	55	3:20	FG	1st/11:40	AR 25	Hedlund 38-yd field goal
TCU	13	56	6:37	FG	2nd/12:07	AR 35	Hedlund 27-yd field goal
TCU	0	0	-	TD	2nd/10:09	TCU 00	Ellis 47-yd interception ret.
TCU	6	63	3:52	TD	3rd/4:27	AR 37	Morgan 13-yd rec.
TCU	4	58	0:56	TD	4th/1:03	AR 42	Hatcher 16-yd rec.
TCU	3	25	-	TD	10T	TCU 25	Sprinkle 19-yd rec.
TCU	4	25	-	TD	20T	TCU 25	A. Allen 5-yd rush
Texas State	10	82	5:45	TD	1st/9:15	AR 18	Hatcher 9-yd rec.
Texas State	5	87	2:20	TD	1st/4:36	AR 13	K. Walker 1-yd rush
Texas State	0	0	-	TD	2nd/11:31	TXST 00	Pulley 25-yd interception ret.
Texas State	7	50	4:03	TD	2nd/5:22	AR 50	Sprinkle 10-yd rec.
Texas State	8	93	1:57	TD	2nd/0:44	AR 7	R. Williams 1-yd rush
Texas State	3	42	8:54	TD	3rd/1:02	AR 18	R. Williams 15-yd rush
Texas A&M	2	16	0:48	TD	1st/12:29	TAMU 16	Hatcher 15-yd rec.
Texas A&M	9	68	4:53	FG	2nd/9:59	AR 25	Hedlund 25-yd field goal
Texas A&M	5	75	3:11	TD	2nd/1:31	AR 25	R. Williams 8-yd rush
Texas A&M	12	92	4:04	TD	4th/6:21	AR 08	J. Cornelius 5-yd rec.

► OPPONENT SCORING DRIVES

Opponent	No. of Plays	Total Yards	Drive Time	Type of Score	Score Qtr/Time	Drive Start	Scoring Play
LA Tech	8	62	2:31	TD	1st/9:11	LATECH 38	J. Smith 9-yd rush
LA Tech	7	48	2:48	TD	2nd/1:40	AR 48	J. Craft 1-yd rush
LA Tech	8	38	3:45	FG	3rd/11:15	LATECH 36	J. Barnes 43-yd field goal
LA Tech	9	63	4:12	FG	3rd/4:58	LATECH 34	J. Barnes 20-yd field goal
TCU	9	84	2:55	TD	3rd/14:53	TCU 16	Hicks 9-yd rush
TCU	7	80	1:46	TD	4th/9:44	TCU 20	Hill 1-yd rush
TCU	2	50	0:32	TD	4th/7:15	TCU 50	Hicks 7-yd rush
TCU	8	50	3:59	TD	4th/2:05	TCU 50	Hill 5-yd rush
TCU	5	25	-	TD	10T	AR 25	Williams 13-yd rec.
TCU	4	5	-	FG	20T	AR 25	Graf 37-yd field goal
Texas State	3	35	5:04	FG	3rd/9:56	TXST 25	Sherman 39-yd field goal
Texas A&M	3	51	0:54	TD	2nd/14:52	TAMU 49	Knight 42-yd rush
Texas A&M	8	69	3:19	FG	2nd/4:42	TAMU 01	LaCamera 48-yd field goal
Texas A&M	6	74	1:18	TD	2nd/0:13	TAMU 25	Knight 48-yd rush
Texas A&M	2	94	0:42	TD	3rd/1:33	TAMU 06	Reynolds 92-yd rec.
Texas A&M	7	85	2:06	TD	4th/11:54	TAMU 15	Williams 33-yd rush
Texas A&M	3	15	0:38	TD	4th/10:25	AR 15	Kirk 9-yd rec.
Texas A&M	3	52	1:24	TD	4th/4:57	TAMU 48	Williams 22-yd rush

► SCORING DRIVE ANALYSIS

YARDAGE	ARKANSAS		OPPONENTS	
	TD	FG	TD	FG
No Drive	2	--	--	--
Negative Yds.	--	--	--	--
0-9	--	--	--	--
10-19	1	--	1	--
20-29	2	--	1	-1
30-39	--	--	--	1
40-49	--	--	1	--
50-59	2	2	4	1
60-69	2	1	1	2
70-79	3	--	1	--
80-89	3	--	3	--
90-99	2	--	1	--
TOTALS	17	3	13	5

► GAME-OPENING DRIVES

OPPONENT	ARKANSAS			OPPONENTS		
	PTS	1STD	YDS	PTS	1STD	YDS
LA Tech	0	2	18	7	3	62
TCU	3	2	55	0	3	71
Texas State	7	6	82	0	1	18
Texas A&M	0	0	6	0	2	40
TOTALS	10	10	161	7	9	191

► SECOND-HALF OPENING DRIVES

OPPONENT	ARKANSAS			OPPONENTS		
	PTS	1STD	YDS	PTS	1STD	YDS
LA Tech	0	0	-15	3	2	38
TCU	0	0	9	7	3	84
Texas State	7	6	82	3	4	53
Texas A&M	0	7	89	0	5	81
TOTALS	7	13	167	13	14	256



► DRIVE SUPERLATIVES

	ARKANSAS	OPPONENTS
Most Plays/Result	19 vs. Texas A&M/Turnover on Downs	16 vs. Texas State/Field Goal
Most Yards/Result	92 vs. Texas A&M/Touchdown	94 vs. Texas A&M/Touchdown
Most Time/Result	9:55 vs. Texas A&M/Turnover on Downs	5:04 vs. Texas State/Field Goal

► THREE-AND-OUTS

	ARKANSAS THREE-AND-OUTS/DRIVES	OPPONENTS THREE-AND-OUTS/DRIVES
LA Tech	2/11	2/10
TCU	4/15	1/15
Texas State	2/11	7/11
Texas A&M	2/13	2/13
TOTAL	10/50	12/49

► NON-OFFENSIVE SCORES

ARKANSAS (2)	OPPONENTS (0)
Brooks Ellis 47-yd int. return (at TCU)	
Ryan Pulley 25-yd int. return (Texas State)	

► SPECIAL TEAMS TACKLES

	TOTAL	KO	PUNT
Ryder Lucas	4	4	0
Jared Collins	2	2	0
Santos Ramirez	2	1	1
De'Jon Harris	2	2	0
Matt Emrich	2	0	2
Byron Keaton	2	2	0
Josh Harris	2	2	0
Khalia Hackett	2	2	0
Henre' Toliver	2	1	1
Adam McFain	1	1	0
De'Andre Coley	1	1	0
Briston Guidry	1	1	0
Toby Baker	1	0	1
Dwayne Eugene	1	1	0
Austin Cantrell	1	0	1
TOTAL	26	20	6

ARKANSAS VS. ALCORN STATE



► ARKANSAS 20-YARD PLUS PLAYS

YARDS	TYPE	PLAYER(S)	OPPONENT
55	Rush	R. Williams	Texas A&M
*47	INT	Brooks Ellis	TCU
44	Pass	Keon Hatcher from Austin Allen	Texas A&M
38	Pass	Jared Cornelius from Austin Allen	Texas A&M
38	Pass	Jared Cornelius from Austin Allen	Texas A&M
37	Rush	R. Williams	TCU
33	Pass	Jared Cornelius from Austin Allen	Texas A&M
32	Pass	Dominique Reed from Austin Allen	TEXAS STATE
25	Pass	Jeremy Sprinkle from Austin Allen	TCU
25	KR	Dominique Reed	LA Tech
*25	INT	Ryan Pulley	TEXAS STATE
24	Pass	Drew Morgan from Austin Allen	TCU
24	Pass	Drew Morgan from Austin Allen	TCU
23	Pass	Jeremy Sprinkle from Austin Allen	Texas A&M
22	Rush	R. Williams	TCU
22	KR	Dominique Reed	TCU
21	KR	Dominique Reed	TCU
21	Pass	Drew Morgan from Austin Allen	Texas A&M

* touchdown scored on play

► ARKANSAS LONG PLAYS BY YARDS

	NO	TD
100+	0	0
90-99	0	0
80-89	0	0
70-79	1	0
60-69	0	0
50-59	1	0
40-49	2	1
30-39	5	0
20-29	10	1
TOTAL	19	2

► ARKANSAS LONG PLAYS BY TYPE

	NO	TD
Rushing	3	0
Passing	11	0
Punt returns	0	0
Kick returns	3	0
Interceptions	2	2
Fumble returns	0	0
Other	0	0
TOTAL	19	2

► ARKANSAS 20-YARD PLUS PLAYS BY PLAYER

PLAYER	NO.	TD	R	P	KR	PR	IR	FR
Dominique Reed	4	0	0	1	3	0	0	0
Jared Cornelius	3	0	0	3	0	0	0	0
R. Williams	3	0	3	0	0	0	0	0
Drew Morgan	3	0	0	3	0	0	0	0
Jeremy Sprinkle	2	0	0	2	0	0	0	0
Keon Hatcher	2	0	0	2	0	0	0	0
Ryan Pulley	1	1	0	0	0	0	1	0
Brooks Ellis	1	1	0	0	0	0	1	0
TOTAL	19	2	3	11	3	0	2	0

► ARKANSAS LONGEST PLAYS OF THE YEAR

TYPE	YDS	PLAY
Rushing	55	R. Williams vs. Texas A&M (9/24/2016)
Rushing Touchdown	15	Rawleigh Williams vs Texas State (9/17/2016)
Passing	73	Keon Hatcher from Austin Allen vs. Texas State (9/17/2016)
Passing Touchdown	19	Jeremy Sprinkle from Austin Allen vs TCU (9/10/2016)
Punt Return	19	Jared Cornelius vs TCU (9/10/2016)
Kick Return	25	Dominique Reed vs LA Tech (9/3/2016)
Interception Return	47	Brooks Ellis vs TCU (9/10/2016)
Fumble Return	-	-
Punt	59	Toby Baker vs TCU (9/10/2016)
Field Goal	38	Cole Hedlund vs TCU (9/10/2016)



► GAME 1

LOUISIANA TECH (0-1).....	20
ARKANSAS (1-0)	21

September 3, 2016 | Fayetteville, Ark.

Donald W. Reynolds Razorback Stadium | Time: 3:00 p.m. | Attendance: 69,132

TV: SEC Network > Beth Mowins (PBP), Anthony Becht (Anayst), Rocky Boiman (Sideline)

LA TECH

RUSHING	Att.	Gain	Lost	Net	TD	Long	Avg.
Jarred Craft	12	68	0	68	1	31	5.7
J'Mar Smith	9	30	20	10	1	9	1.1
Boston Scott	1	2	0	2	0	2	2.0
C. Henderson	1	0	1	-1	0	0	-1.0

PASSING	Comp.	Att.	Yds	TD	Int	Long	Sack
J'Mar Smith	19	31	212	0	1	26	3

RECEIVING	No.	Yds	TD	Long
Trent Taylor	8	78	0	19
C. Henderson	6	71	0	24
Marcus Gaines	2	31	0	24
Jarred Craft	2	28	0	26
Conner Smith	1	4	0	4

PUNTING	No.	Yds	Avg.	Long	I20	50+
Gerald Shouse	3	115	38.3	49	0	0

FIELD GOALS	Made	Att.	Long	Kicks
J. Barnes	2	4	43	Missed 54, Made 43, Made 20, Missed 39

ARKANSAS

RUSHING	Att.	Gain	Lost	Net	TD	Long	Avg.
R. Williams	24	102	6	96	1	14	4.0
Kody Walker	6	24	0	24	0	7	4.0
Jared Cornelius	3	13	0	13	0	8	4.3
Devwah Whaley	2	3	2	1	0	3	0.5
Team	1	0	2	-2	0	0	-2.0
Austin Allen	4	0	26	-26	0	0	-6.5

PASSING	Comp.	Att.	Yds	TD	Int	Long	Sack
Austin Allen	20	29	191	2	2	18	4

RECEIVING	No.	Yds	TD	Long
Keon Hatcher	6	86	0	18
Drew Morgan	5	47	0	18
Jeremy Sprinkle	3	19	1	12
R. Williams	3	15	0	16
Jared Cornelius	1	13	1	13
Dominique Reed	1	6	0	6
Austin Cantrell	1	5	0	5

PUNTING	No.	Yds	Avg.	Long	I20	50+
Toby Baker	4	190	47.5	55	1	2

FIELD GOALS	Made	Att.	Long	Kicks
--				



In his first game action since suffering a season-ending neck injury in 2015, sophomore **RB RAWLEIGH WILLIAMS III** scored Arkansas' first touchdown of the season and went on to rush for a game-high 96 yards on a then career-best 24 carries.

► SCORING SUMMARY

	1st	2nd	3rd	4th	Final
Louisiana Tech	7	7	6	0	20
Arkansas	7	7	0	7	21

	Qtr.	Time	Scoring Play
LA Tech	1st	9:11	J'Mar Smith 9 yd run (J. Barnes Kick)
Arkansas	1st	2:52	R. Williams 6 yd run (Hedlund Kick)
Arkansas	2nd	7:01	J. Cornelius 13 yd pass from Allen (Hedlund Kick)
LA Tech	2nd	1:40	Jarred Craft 1 yd run (J. Barnes Kick)
LA Tech	3rd	11:14	J. Barnes 43 yd field goal
LA Tech	3rd	4:58	J. Barnes 20 yd field goal
Arkansas	4th	6:37	J. Sprinkle 4 yd pass from Allen (Hedlund Kick)

► TEAM STATS

	LA TECH	ARKANSAS
FIRST DOWNS	16	21
RUSHES-YARDS (NET)	23-79	40-106
PASSING YDS (NET)	212	191
Comp-Passes Att-Int	19-31-1	20-29-2
TOTAL OFFENSE PLAYS-YARDS	54-291	69-297
Fumble Returns-Yards	0-0	0-0
Punt Returns-Yards	2-39	1-0
Kickoff Returns-Yards	3-84	2-42
Interception Returns-Yards	2-34	1-3
Punts (Number-Avg)	3-38.3	4-47.5
Fumbles-Lost	1-0	1-0
Penalties-Yards	3-20	4-35
Possession Time	23:19	36:41
Third-Down Conversions	5 of 11	3 of 12
Fourth-Down Conversions	0 of 0	3 of 3
Red-Zone Scores-Chances	3-3	3-4
Sacks By: Number-Yards	4-26	3-20



► GAME 2

ARKANSAS (2-0) 41

NO. 15/12 TCU (1-1) 38

September 10, 2016 | Fort Worth, Texas

Amon G. Carter Stadium | Time: 6:00 p.m. | Attendance: 48,091

TV: ESPN > Joe Tessitore (PBP), Todd Blackledge (Analyst), Holly Rowe (Sideline)

ARKANSAS

RUSHING	Att.	Gain	Lost	Net	TD	Long	Avg.
R. Williams	28	146	0	137	0	37	4.9
Kody Walker	7	20	1	19	0	6	2.7
Dominique Reed	2	18	0	18	0	15	9.0
Devwah Whaley	2	5	0	5	0	5	2.5
Austin Allen	3	8	6	2	1	5	0.7
Team	1	0	1	-1	0	0	-1.0

PASSING	Comp.	Att.	Yds	TD	Int	Long	Sack
Austin Allen	17	29	233	3	0	25	1

RECEIVING	No.	Yds	TD	Long
Drew Morgan	7	93	1	24
Jeremy Sprinkle	3	58	1	25
Keon Hatcher	2	22	1	16
Jared Cornelius	2	17	0	17
Hayden Johnson	1	18	0	18
Dominique Reed	1	11	0	11
Austin Cantrell	1	4	0	4

PUNTING	No.	Yds	Avg.	Long	I20	50+
Toby Baker	6	304	50.7	59	1	5

FIELD GOALS	Made	Att.	Long	Kicks
Cole Hedlund	2	3	38	Made 38, Made 27, Missed 22

TCU

RUSHING	Att.	Gain	Lost	Net	TD	Long	Avg.
Kenny Hill	15	111	18	93	2	26	6.2
Kyle Hicks	11	49	0	49	2	9	4.5
Derrick Green	5	31	0	31	0	14	6.2
Deante Gray	1	22	0	22	0	19	22.0

PASSING	Comp.	Att.	Yds	TD	Int	Long	Sack
Kenny Hill	36	56	377	1	1	57	3
Team	0	2	0	0	0	0	0

RECEIVING	No.	Yds	TD	Long
Kyle Hicks	8	92	0	31
K. Turpin	7	126	0	57
Ty Slanina	7	75	0	18
Desmon White	5	16	0	5
Deante Gray	3	17	0	9
Emanuel Porter	2	10	0	14
John Diarse	1	18	0	18
Taj Williams	1	13	1	13
Daniel Walsh	1	7	0	7
Sewo Olonilu	1	3	0	3

PUNTING	No.	Yds	Avg.	Long	I20	50+
Adam Nunez	5	199	39.8	49	1	0

FIELD GOALS	Made	Att.	Long	Kicks
Ryan Graf	1	2	37	Missed 28, Made 37



Senior **LB BROOKS ELLIS'** 47-yard interception return for a touchdown gave Arkansas a 13-0 lead at the half. Ellis finished with 13 stops, including a career-high three for loss, and had at least one tackle in eight of TCU's first nine drives.

► SCORING SUMMARY

	1st	2nd	3rd	4th	OT1	OT2	Final
Arkansas	3	10	7	8	7	6	41
TCU	0	0	7	21	7	3	38

	Qtr.	Time	Scoring Play
Arkansas	1st	11:40	Cole Hedlund 38 yd field goal
Arkansas	2nd	12:07	Cole Hedlund 27 yd field goal
Arkansas	2nd	10:09	Brooks Ellis 47 yd interception return (Hedlund Kick)
TCU	3rd	11:58	Kyle Hicks 9 yd run (Graf Kick)
Arkansas	3rd	4:27	Drew Morgan 13 yd pass from Allen (Hedlund Kick)
TCU	4th	9:44	Kenny Hill 1 yd run (Graf Kick)
TCU	4th	7:15	Kyle Hicks 7 yd run (Graf Kick)
TCU	4th	2:05	Kenny Hill 5 yd run (Graf Kick)
Arkansas	4th	1:03	Keon Hatcher 16 yard pass from Allen (2PT)
Arkansas	OT	15:00	Jeremy Sprinkle 19 yd pass from Allen (Hedlund Kick)
TCU	OT	15:00	Taj Williams 13 yd pass from Hill (Graf Kick)
TCU	OT	15:00	Graf 37 yd field goal
Arkansas	OT	15:00	Austin Allen 5 yd run

► TEAM STATS

	ARKANSAS	TCU
FIRST DOWNS	20	25
RUSHES-YARDS (NET)	43-180	32-195
PASSING YDS (NET)	223	377
Comp-Passes Att-Int	17-29-0	36-58-1
TOTAL OFFENSE PLAYS-YARDS	72-403	90-572
Fumble Returns-Yards	0-0	0-0
Punt Returns-Yards	2-35	2-33
Kickoff Returns-Yards	4-77	5-155
Interception Returns-Yards	1-47	0-0
Punts (Number-Avg)	6-50.7	5-39.8
Fumbles-Lost	0-0	1-1
Penalties-Yards	5-45	9-95
Possession Time	33:07	26:53
Third-Down Conversions	7 of 16	12 of 19
Fourth-Down Conversions	0 of 0	1 of 1
Red-Zone Scores-Chances	6-7	6-7
Sacks By: Number-Yards	3-18	1-6



► GAME 3

TEXAS STATE (1-1)3
NO. 24 ARKANSAS (3-0)42

September 17, 2016 | Fayetteville, Ark.

Donald W. Reynolds Razorback Stadium | Time: 6:30 p.m. | Attendance: 69,132

TV: SECN Alt. > Roy Philpott (PBP), Clint Stoerner (Anayst), Dawn Davenport (Sideline)

TEXAS STATE

RUSHING	Att.	Gain	Lost	Net	TD	Long	Avg.
S. Mayberry	10	34	0	34	0	6	3.4
Eddie Printz	2	19	0	19	0	13	9.5
J. Worrell	4	2	0	2	0	2	0.5
Tyler Jones	10	8	41	-33	0	4	-3.3

PASSING	Comp.	Att.	Yds	TD	Int	Long	Sack
Tyler Jones	11	26	83	0	1	24	4

RECEIVING	No.	Yds	TD	Long
S. Mayberry	3	13	0	6
T. Morbley	2	19	0	10
Gabe Schrade	2	12	0	8
Tyler Watts	2	6	0	4
Elijah King	1	24	0	24
Eric Luna	1	9	0	9

PUNTING	No.	Yds	Avg.	Long	I20	50+
Lumi Kaba	8	365	45.6	57	4	3

FIELD GOALS	Made	Att.	Long	Kicks
James Sherman	1	1	39	Made 39

ARKANSAS

RUSHING	Att.	Gain	Lost	Net	TD	Long	Avg.
R. Williams	19	122	1	121	2	18	6.4
Devwah Whaley	11	50	0	50	0	9	4.5
Kody Walker	7	23	0	23	1	12	3.3
Dominique Reed	1	15	0	15	0	15	15.0
Austin Allen	4	21	6	15	0	8	3.8
Damon Mitchell	2	2	0	2	0	2	1.0

PASSING	Comp.	Att.	Yds	TD	Int	Long	Sack
Austin Allen	16	21	241	2	0	73	1
Ty Storey	0	1	0	0	0	0	0

RECEIVING	No.	Yds	TD	Long
Keon Hatcher	3	96	1	73
Cody Hollister	3	38	0	19
Drew Morgan	3	28	0	15
Jeremy Sprinkle	3	20	1	10
Dominique Reed	2	36	0	32
Austin Cantrell	1	12	0	12
Kody Walker	1	11	0	11

PUNTING	No.	Yds	Avg.	Long	I20	50+
Toby Baker	2	80	40.0	50	2	1
Blake Johnson	2	94	47.0	48	1	0

FIELD GOALS	Made	Att.	Long	Kicks
--				



Junior **JEREMIAH LEDBETTER** recorded 1.5 sacks to help Arkansas limit Texas State to just 105 total yards, including 22 on the ground. The Bobcats had just one first down in their first seven possessions, as the Razorbacks took a 35-0 lead into the half.

► SCORING SUMMARY

	1st	2nd	3rd	4th	Final
Texas State	0	0	3	0	3
Arkansas	14	21	7	0	42

	Qtr.	Time	Scoring Play
Arkansas	1st	9:15	Keon Hatcher 9 yd pass from Allen (Hedlund Kick)
Arkansas	1st	4:36	Kody Walker 1 yd run (Hedlund Kick)
Arkansas	2nd	11:31	Ryan Pulley 25 yd interception return (Hedlund Kick)
Arkansas	2nd	5:22	J. Sprinkle 10 yd pass from Allen (Hedlund Kick)
Arkansas	2nd	0:44	R. Williams 1 yd run (Hedlund Kick)
Texas State	3rd	9:56	James Sherman 39 yd field goal
Arkansas	3rd	1:02	R. Williams 15 yd run (Hedlund Kick)

► TEAM STATS

	TEXAS STATE	ARKANSAS
FIRST DOWNS	8	26
RUSHES-YARDS (NET)	26-22	44-226
PASSING YDS (NET)	83	241
Comp-Passes Att-Int	11-26-1	16-22-0
TOTAL OFFENSE PLAYS-YARDS	52-105	66-467
Fumble Returns-Yards	0-0	0-0
Punt Returns-Yards	1-1	2-1
Kickoff Returns-Yards	3-53	2-26
Interception Returns-Yards	0-0	1-25
Punts (Number-Avg)	8-45.6	4-43.5
Fumbles-Lost	0-0	1-1
Penalties-Yards	5-45	7-40
Possession Time	20:31	34:29
Third-Down Conversions	3 of 14	4 of 9
Fourth-Down Conversions	1 of 1	1 of 1
Red-Zone Scores-Chances	1-1	5-5
Sacks By: Number-Yards	1-6	4-40



▶ GAME 4

NO. 17/18 ARKANSAS (3-1, 0-1) 24

NO. 10/13 TEXAS A&M (4-0, 2-0) 45

September 24, 2016 | Arlington, Texas

AT&T Stadium | Time: 8:15 p.m. | Attendance: 48,091

TV: ESPN > Joe Tessitore (PBP), Todd Blackledge (Analyst), Holly Rowe (Sideline)

ARKANSAS

RUSHING	Att.	Gain	Lost	Net	TD	Long	Avg.
R. Williams	17	89	19	79	1	55	4.6
Devwah Whaley	9	36	7	29	0	16	3.2
Kody Walker	4	23	0	23	0	17	5.8
Jared Cornelius	1	7	0	7	0	7	7.0
Kendrick Jackson	1	0	0	0	0	0	0.0
Team	1	0	1	-1	0	0	-1.0
Keon Hatcher	1	0	5	-5	0	0	-5.0
Dominique Reed	1	0	6	-6	0	0	-6.0
Austin Allen	5	7	13	-6	0	4	-1.2

PASSING	Comp.	Att.	Yds	TD	Int	Long	Sack
Austin Allen	28	42	371	2	0	44	1

RECEIVING	No.	Yds	TD	Long
Drew Morgan	9	86	0	21
Jared Cornelius	7	126	1	38
Jeremy Sprinkle	4	46	0	23
Keon Hatcher	3	77	1	44
Cody Hollister	3	39	0	19
Kendrick Jackson	1	1	0	1
R. Williams	1	-4	0	0

PUNTING	No.	Yds	Avg.	Long	120	50+
Toby Baker	3	118	39.3	46	1	0

FIELD GOALS	Made	Att.	Long	Kicks
Cole Hedlund	1	1	25	Made 25

TEXAS A&M

RUSHING	Att.	Gain	Lost	Net	TD	Long	Avg.
Trevor Knight	10	168	11	157	2	62	15.7
Trayveon Williams	12	153	0	153	2	33	12.8
Keith Ford	10	60	5	55	0	27	5.5
James White	1	6	0	6	0	6	6.0
Kendall Bussey	2	1	0	1	0	1	0.5
Team	2	0	6	-6	0	0	-3.0

PASSING	Comp.	Att.	Yds	TD	Int	Long	Sack
Trevor Knight	12	22	225	2	0	92	1

RECEIVING	No.	Yds	TD	Long
Josh Reynolds	4	141	1	92
Christian Kirk	3	25	1	9
Trayveon Williams	3	5	0	9
Ricky Seals-Jones	1	47	0	47
Frank Iheanacho	1	7	0	7

PUNTING	No.	Yds	Avg.	Long	120	50+
Shane Tripucka	2	95	47.5	50	1	1

FIELD GOALS	Made	Att.	Long	Kicks
Daniel LaCamera	1	2	48	Missed 36, Made 48



Junior **QB AUSTIN ALLEN** threw for a career-high 371 yards, including 156 yards in the fourth quarter alone. Allen's 371 yards through the air are the 10th-most in an SEC game in program history, while he extended his streak of attempts without an interception to 102.

▶ SCORING SUMMARY

	1st	2nd	3rd	4th	Final
Arkansas	7	10	0	7	24
Texas A&M	0	17	7	21	45

	Qtr.	Time	Scoring Play
Arkansas	1st	12:29	Keon Hatcher 15 yd pass from Allen (Hedlund Kick)
Texas A&M	2nd	14:52	Trevor Knight 42 yd run (LaCamera Kick)
Arkansas	2nd	9:59	Hedlund 25 yd field goal
Texas A&M	2nd	4:42	LaCamera 48 yd field goal
Arkansas	2nd	1:31	R. Williams 8 yd run (Hedlund Kick)
Texas A&M	2nd	0:13	Trevor Knight 48 yd run (LaCamera Kick)
Texas A&M	3rd	1:33	Josh Reynolds 92 yd pass from Knight (LaCamera Kick)
Texas A&M	4th	11:54	Trayveon Williams 33 yd run (LaCamera Kick)
Texas A&M	4th	10:25	Christian Kirk 9 yd pass from Knight (LaCamera Kick)
Arkansas	4th	6:21	Jared Cornelius 5 yd pass from Allen (Hedlund Kick)
Texas A&M	4th	4:57	Trayveon Williams 22 yd run (LaCamera Kick)

▶ TEAM STATS

	ARKANSAS	TEXAS A&M
FIRST DOWNS	27	22
RUSHES-YARDS (NET)	40-120	37-366
PASSING YDS (NET)	371	225
Comp-Passes Att-Int	28-42-0	12-22-0
TOTAL OFFENSE PLAYS-YARDS	82-491	59-591
Fumble Returns-Yards	0-0	0-0
Punt Returns-Yards	1-(-1)	1-(-14)
Kickoff Returns-Yards	1-15	4-84
Interception Returns-Yards	0-0	0-0
Punts (Number-Avg)	3-39.3	2-47.5
Fumbles-Lost	3-3	3-2
Penalties-Yards	7-62	7-55
Possession Time	39:45	20:15
Third-Down Conversions	9 of 16	8 of 12
Fourth-Down Conversions	1 of 3	0 of 0
Red-Zone Scores-Chances	4-7	1-3
Sacks By: Number-Yards	1-5	1-9



WEEKLY MEDIA SCHEDULE: ALCORN STATE WEEK

26 MON**Press Conference**

Noon - Coach Bielema
12:30 - Dan Enos
12:45 - Robb Smith

27 TUE**Post Practice Media**

Select defensive student-athletes and assistant coaches.
(Approx. 6:30 p.m.)

28 WED**SEC Teleconference**

10 a.m. - 12:10 p.m.
11 a.m. - Coach Bielema

Post Practice Media

Select offensive student-athletes and assistant coaches.
(Approx. 6:30 p.m.)

29 THU

No media availability

Radio Show

7 p.m. - On the Air with Bret Bielema
Guests: TBA

30 FRI

No media availability

1 SAT**Game #5**

vs. Alcorn State
Kickoff - 11 a.m. CT
TV - SEC Network Alt.

Post Game

Coach Bielema and select student-athletes will be available following the game in the postgame media room.

2 SUN

No media availability

► ARKANSAS COMMUNICATIONS

**PATRICK PIERSON****Assistant AD/Communications**

Cell 479-387-8569

Email pspierso@uark.edu

Twitter @Pierson_SID

**BRANDON LANGLOIS****Communications Assistant**

Cell 601-405-5650

Email langlois@uark.edu

Twitter @BMLanglois

**JOHN THOMAS****Assistant Communications Dir.**

Cell 479-313-2564

Email jfthomas@uark.edu

Twitter @John__Thomas

Office: 479-575-2751**Fax:** 479-575-7481**Fayetteville Press Box:** (479) 575-6622**Little Rock Press Box:** (501) 663-0514**GAME CREDENTIAL REQUESTS**

All requests for media and/or photo credentials must be made online at www.SportsSystems.com/Arkansas. Requests should be made at least two weeks in advance.

Credentials will not be mailed. They may be picked up beginning three prior to kickoff at the media will call station at the base of the elevator at both Donald W. Reynolds Razorback Stadium in Fayetteville and War Memorial Stadium in Little Rock. Photo identification is required when picking up credentials.

ARKANSAS FTP SITE

An FTP site is available for members of the media. For more information concerning the FTP site, contact Michelle Glover (miglover@uark.edu).

CollegePressBox.com

CollegePressBox.com is the official media website for SEC football. Access and download weekly game notes, quotes, statistics, media guides, headshots, logos, flip cards and more for each of the SEC's members. Login information will be distributed to accredited media or you can apply for a password by sending an email to passworth@collegepressbox.com.

► SEC WEEKLY TELECONFERENCE

Head coach Bret Bielema will participate each week in the SEC teleconference of football coaches. The teleconferences will be conducted each Wednesday from Aug. 31 to Nov. 23 from 10 a.m. CT to 12:10 p.m. CT. For more information and the teleconference number, contact the SEC Media Relations Office at (205) 458-3000.

10:00 a.m.	Les Miles, LSU
10:10 a.m.	Kirby Smart, Georgia
10:20 a.m.	Jim McElwain, Florida
10:30 a.m.	Derek Mason, Vanderbilt
10:40 a.m.	Nick Saban, Alabama
10:50 a.m.	Butch Jones, Tennessee
11:00 a.m.	Bret Bielema, Arkansas
11:10 a.m.	Barry Odom, Missouri
11:20 a.m.	Hugh Freeze, Ole Miss
11:30 a.m.	Kevin Sumlin, Texas A&M
11:40 a.m.	Mark Stoops, Kentucky
11:50 a.m.	Dan Mullen, Mississippi State
12:00 p.m.	Will Muschamp, South Carolina
12:10 p.m.	Gus Malzahn, Auburn

► ON THE AIR WITH BRET BIELEMA



"On the Air with Bret Bielema," Coach Bielema's weekly radio show presented by Lindsey airs on Thursday nights starting at 7 p.m. For the eighth straight year, the one-hour radio show will be broadcast live from the Catfish Hole. The show will be carried throughout the state of Arkansas on the Razorback Sports Network and locally in Fayetteville on 92.1 FM and 93.3 FM.

► BRET BIELEMA SHOW



"The Bret Bielema Show" is now in its fourth season as the official television coach's show of Razorback football. The one-hour show will air statewide and throughout the region on numerous television affiliates. A total of 12 shows will air throughout the season on the following stations: KATV (10:30 p.m.), KNWA (11:30 p.m.) and KFTA (9:30 p.m.). The show will also be available regionally on Cox Sports Television on Wednesdays at 6 p.m. and Fox Sports Southwest on Tuesdays at 4 p.m.

RADIO AFFILIATES

Batesville.....	KOWZ-FM 103.3
Berryville.....	KTHS-AM 1480
Blytheville.....	KHLS-FM 96.3
Camden.....	KCCY-FM 95.3
Cherokee Village.....	KSAR-FM 92.3
Crossett.....	KAGH-AM 800
Crossett.....	KAGH-FM 104.9
De Queen.....	KDON-FM 92.1
DeWitt.....	KDEW-FM 97.3
El Dorado.....	KMRX-FM 96.1
Fayetteville.....	KAKS-FM 99.5
Fayetteville.....	KUQA-AM 1290
Fayetteville.....	KIGL-FM 93.3
Fayetteville.....	KQSM-FM 92.1
Forrest City.....	KBFC-FM 93.5
Fort Smith.....	KERX-FM 95.3
Glenwood.....	KHGZ-AM 670
Glenwood.....	KHGZ-FM 98.9
Herber Springs.....	KAWW-AM 1370
Helena.....	KFFA-AM 1360
Hope.....	KHPA-FM 104.9
Horshoe Bend.....	KKIK-FM 106.5
Hot Springs.....	KLBL-FM 104.5
Jonesboro.....	KEGI-FM 100.5
Little Rock.....	KABZ-FM 103.7
Magnolia.....	KZHE-FM 100.5
Marshall.....	KBCN-FM 104.3
Mena.....	KTTG-FM 96.3
Monett (Mo.).....	KKBL-FM 95.9
Monticello.....	KGPQ-FM 99.9
Morrilton.....	KVOM-FM 101.7
Mountain Home.....	KOMT-FM 107.5
Ozark.....	KDYN-AM 1540
Ozark.....	KDYN-FM 96.7
Pocahontas.....	KPOC-FM 104.1
Pocahontas.....	KPOC-AM 1420
Russellville.....	KCAB-AM 980
Russellville.....	KCJC-FM 102.3
Ruston (La.).....	KRLQ-FM 94.1
Searcy.....	KSMD-FM 99.1
Stuttgart.....	KWAK-FM 105.5
Texarkana (Texas).....	KKTK-AM 1400
Wynne.....	KWYN-FM 92.5
Wynne.....	KWYN-AM 1400



2016 Arkansas Razorbacks Football
Arkansas Game Results (as of Sep 29, 2016)
All games

Date	Opponent		Score	Overall	Conference	Time	Attend
Sep 03, 2016	LA TECH	W	21-20	1-0	0-0	3:09	69132
Sep 10, 2016	at #12 TCU	Wo	41-38	2-0	0-0	3:55	48091
Sep 17, 2016	TEXAS STATE	W	42-3	3-0	0-0	2:55	72114
* Sep 24, 2016	vs #10 Texas A&M	L	24-45	3-1	0-1	3:39	67751

2016 Arkansas Razorbacks Football
Arkansas Overall Team Statistics (as of Sep 29, 2016)
All games

Team Statistics	AR	OPP
SCORING	128	106
Points Per Game	32.0	26.5
Points Off Turnovers	21	31
FIRST DOWNS	94	71
Rushing	36	29
Passing	49	39
Penalty	9	3
RUSHING YARDAGE	632	662
Yards gained rushing	734	764
Yards lost rushing	102	102
Rushing Attempts	167	118
Average Per Rush	3.8	5.6
Average Per Game	158.0	165.5
TDs Rushing	6	10
PASSING YARDAGE	1026	897
Comp-Att-Int	81-122-2	78-137-3
Average Per Pass	8.4	6.5
Average Per Catch	12.7	11.5
Average Per Game	256.5	224.2
TDs Passing	9	3
TOTAL OFFENSE	1658	1559
Total Plays	289	255
Average Per Play	5.7	6.1
Average Per Game	414.5	389.8
KICK RETURNS: #-Yards	9-160	15-376
PUNT RETURNS: #-Yards	6-35	6-59
INT RETURNS: #-Yards	3-75	2-34
KICK RETURN AVERAGE	17.8	25.1
PUNT RETURN AVERAGE	5.8	9.8
INT RETURN AVERAGE	25.0	17.0
FUMBLES-LOST	5-4	5-3
PENALTIES-Yards	23-182	24-215
Average Per Game	45.5	53.8
PUNTS-Yards	17-786	18-774
Average Per Punt	46.2	43.0
Net punt average	42.8	39.9
KICKOFFS-Yards	21-1309	20-1263
Average Per Kick	62.3	63.2
Net kick average	38.5	41.4
TIME OF POSSESSION/Game	36:01	22:45
3RD-DOWN Conversions	23/53	28/56
3rd-Down Pct	43%	50%
4TH-DOWN Conversions	5/7	2/2
4th-Down Pct	71%	100%
SACKS BY-Yards	11-83	7-47
MISC YARDS	0	0
TOUCHDOWNS SCORED	17	13
FIELD GOALS-ATTEMPTS	3-4	5-9
ON-SIDE KICKS	0-1	0-0
RED-ZONE SCORES	(18-23) 78%	(11-14) 79%
RED-ZONE TOUCHDOWNS	(15-23) 65%	(8-14) 57%
PAT-ATTEMPTS	(15-15) 100%	(13-13) 100%
ATTENDANCE	141246	48091
Games/Avg Per Game	2/70623	1/48091
Neutral Site Games		1/67751

Score by Quarters	1st	2nd	3rd	4th	OT	Total
Arkansas	31	48	14	22	13	128
Opponents	7	24	23	42	10	106

2016 Arkansas Razorbacks Football
Arkansas Overall Individual Statistics (as of Sep 29, 2016)
All games

Rushing	gp	att	gain	loss	net	avg	td	lg	avg/g
Rawleigh Williams	4	88	459	26	433	4.9	4	55	108.2
Kody Walker	4	25	90	1	89	3.6	1	17	22.2
Devwah Whaley	4	24	94	9	85	3.5	0	16	21.2
Dominique Reed	4	4	33	6	27	6.8	0	15	6.8
Jared Cornelius	3	4	20	0	20	5.0	0	8	6.7
Damon Mitchell	3	2	2	0	2	1.0	0	2	0.7
Team	3	3	0	4	-4	-1.3	0	0	-1.3
Keon Hatcher	4	1	0	5	-5	-5.0	0	0	-1.2
Austin Allen	4	16	36	51	-15	-0.9	1	8	-3.8
Total	4	167	734	102	632	3.8	6	55	158.0
Opponents	4	118	764	102	662	5.6	10	62	165.5

Passing	gp	effic	comp-att-int	pct	yds	td	lg	avg/g
Austin Allen	4	159.41	81-121-2	66.9	1026	9	73	256.5
Ty Storey	1	0.00	0-1-0	0.0	0	0	0	0.0
Total	4	158.10	81-122-2	66.4	1026	9	73	256.5
Opponents	4	114.78	78-137-3	56.9	897	3	92	224.2

Receiving	gp	no.	yds	avg	td	lg	avg/g
Drew Morgan	4	24	254	10.6	1	24	63.5
Keon Hatcher	4	14	281	20.1	3	73	70.2
Jeremy Sprinkle	4	13	143	11.0	3	25	35.8
Jared Cornelius	3	10	156	15.6	2	38	52.0
Cody Hollister	4	6	77	12.8	0	19	19.2
Dominique Reed	4	4	53	13.2	0	32	13.2
Rawleigh Williams	4	4	11	2.8	0	16	2.8
Austin Cantrell	4	3	21	7.0	0	12	5.2
Hayden Johnson	4	1	18	18.0	0	18	4.5
Kody Walker	4	1	11	11.0	0	11	2.8
Kendrick Jackson	4	1	1	1.0	0	1	0.2
Total	4	81	1026	12.7	9	73	256.5
Opponents	4	78	897	11.5	3	92	224.2

Punt Returns	no.	yds	avg	td	lg
Jared Cornelius	4	34	8.5	0	19
Drew Morgan	2	1	0.5	0	1
Total	6	35	5.8	0	19
Opponents	6	59	9.8	0	34

Interceptions	no.	yds	avg	td	lg
Brooks Ellis	1	47	47.0	1	47
Dre Greenlaw	1	3	3.0	0	3
Ryan Pulley	1	25	25.0	1	25
Total	3	75	25.0	2	47
Opponents	2	34	17.0	0	34

Kick Returns	no.	yds	avg	td	lg
Dominique Reed	8	145	18.1	0	25
Deon Stewart	1	15	15.0	0	15
Total	9	160	17.8	0	25
Opponents	15	376	25.1	0	64

Fumble Returns	no.	yds	avg	td	lg
Total	0	0	0.0	0	0
Opponents	0	0	0.0	0	0

2016 Arkansas Razorbacks Football
Arkansas Overall Individual Statistics (as of Sep 29, 2016)
All games

Scoring	td	fg	PAT				dxp	saf	pts
			kick	rush	rcv	pass			
Cole Hedlund	-	3-4	15-15	-	-	-	-	-	24
Rawleigh Williams	4	-	-	-	-	-	-	-	24
Keon Hatcher	3	-	-	-	-	1-1	-	-	18
Jeremy Sprinkle	3	-	-	-	-	-	-	-	18
Jared Cornelius	2	-	-	-	-	-	-	-	12
Austin Allen	1	-	-	-	1	-	-	-	8
Ryan Pulley	1	-	-	-	-	-	-	-	6
Kody Walker	1	-	-	-	-	-	-	-	6
Drew Morgan	1	-	-	-	-	-	-	-	6
Brooks Ellis	1	-	-	-	-	-	-	-	6
Total	17	3-4	15-15	-	1	1-1	-	-	128
Opponents	13	5-9	13-13	-	-	-	-	-	106

Total Offense	g	plays	rush	pass	total	avg/g
Austin Allen	4	137	-15	1026	1011	252.8
Rawleigh Williams	4	88	433	0	433	108.2
Kody Walker	4	25	89	0	89	22.2
Devwah Whaley	4	24	85	0	85	21.2
Dominique Reed	4	4	27	0	27	6.8
Jared Cornelius	3	4	20	0	20	6.7
Damon Mitchell	3	2	2	0	2	0.7
Team	3	3	-4	0	-4	-1.3
Keon Hatcher	4	1	-5	0	-5	-1.2
Total	4	289	632	1026	1658	414.5
Opponents	4	255	662	897	1559	389.8

Field Goals	fg	pct.	01-19	20-29	30-39	40-49	50-99	lg	blk
Cole Hedlund	3-4	75.0	0-0	2-3	1-1	0-0	0-0	38	0
FG Sequence	Arkansas				Opponents				
LA Tech	-				54,(43),(20),39				
TCU	(38),(27),22				28,(37)				
TEXAS STATE	-				(39)				
Texas A&M	(25)				36,(48)				

Numbers in (parentheses) indicate field goal was made.

Punting	no.	yds	avg	lg	tb	fc	i20	50+	blk
Toby Baker	15	692	46.1	59	0	7	5	8	0
Blake Johnson	2	94	47.0	48	0	2	1	0	0
Total	17	786	46.2	59	0	9	6	8	0
Opponents	18	774	43.0	57	1	3	6	4	0
Kickoffs	no.	yds	avg	tb	ob	retn	net	ydln	
Connor Limpert	17	1061	62.4	4	1				
Adam McFain	4	248	62.0	1	0				
Total	21	1309	62.3	5	1	25.1	38.5	26	
Opponents	20	1263	63.2	11	0	17.8	41.4	23	

2016 Arkansas Razorbacks Football
Arkansas Overall Individual Statistics (as of Sep 29, 2016)
All games

All Purpose	g	rush	rcv	pr	kr	ir	total	avg/g
Rawleigh Willia	4	433	11	0	0	0	444	111.0
Keon Hatcher	4	-5	281	0	0	0	276	69.0
Drew Morgan	4	0	254	1	0	0	255	63.8
Dominique Reed	4	27	53	0	145	0	225	56.2
Jared Cornelius	3	20	156	34	0	0	210	70.0
Jeremy Sprinkle	4	0	143	0	0	0	143	35.8
Kody Walker	4	89	11	0	0	0	100	25.0
Devwah Whaley	4	85	0	0	0	0	85	21.2
Cody Hollister	4	0	77	0	0	0	77	19.2
Brooks Ellis	4	0	0	0	0	47	47	11.8
Ryan Pulley	4	0	0	0	0	25	25	6.2
Austin Cantrell	4	0	21	0	0	0	21	5.2
Hayden Johnson	4	0	18	0	0	0	18	4.5
Deon Stewart	3	0	0	0	15	0	15	5.0
Dre Greenlaw	4	0	0	0	0	3	3	0.8
Damon Mitchell	3	2	0	0	0	0	2	0.7
Kendrick Jackso	4	0	1	0	0	0	1	0.2
Team	3	-4	0	0	0	0	-4	-1.3
Austin Allen	4	-15	0	0	0	0	-15	-3.8
Total	4	632	1026	35	160	75	1928	482.0
Opponents	4	662	897	59	376	34	2028	507.0

2016 Arkansas Razorbacks Football
Arkansas Overall Defensive Statistics (as of Sep 29, 2016)
All games

##	Defensive Leaders	gp	Tackles				Sacks no-yds	Pass defense			Fumbles		blkd	
			ua	a	tot	tfl/yds		int-yds	brup	qbh	rcv-yds	ff	kick	saf
23	Dre Greenlaw	4	18	14	32	1.5-3	.	1-3	.	.	2-0	.	.	.
51	Brooks Ellis	4	16	14	30	4.0-10	.	1-47	1	1
55	Jeremiah Ledbetter	4	9	11	20	2.5-23	2.5-23	.	2	.	.	1	.	.
9	Santos Ramirez	4	14	5	19	.	.	.	1	.	.	1	.	.
48	Deatrich Wise	4	6	13	19	3.0-17	2.0-14	.	1	3
5	Henre' Toliver	4	10	5	15	1.0-1	.	.	3
28	Josh Liddell	4	7	7	14	1.0-3	.	.	1
11	Ryan Pulley	4	11	2	13	.	.	1-25	6
94	Taiwan Johnson	4	4	6	10	1.5-8	1.0-5	.	.	1
97	Tevin Benum	4	4	5	9
20	De'Andre Coley	4	4	4	8
30	Kevin Richardson	1	2	5	7
3A	McTelvin Agim	4	3	4	7	1.0-8	1.0-8	.	.	1
10	Randy Ramsey	3	3	2	5	1.5-8	1.5-8	1	.	.
2B	Ryder Lucas	4	2	2	4
41	Austin Capps	3	1	3	4	0.5-4	0.5-4
29	Jared Collins	4	2	2	4	.	.	.	1
8A	De'Jon Harris	3	1	3	4
99	Brandon Lewis	2	1	3	4	0.5-5	0.5-5
96	Karl Roesler	4	2	1	3	1.0-5	1.0-5	.	.	1
45	Josh Harris	3	1	1	2
56	Matt Emrich	4	1	1	2
35	Dwayne Eugene	4	.	2	2
39	Byron Keaton	3	1	1	2
27	Khalia Hackett	2	.	2	2
7	Damon Mitchell	3	.	1	1
4A	Adam McFain	2	.	1	1
6	JaMichael Winston	4	.	1	1	0.5-5	0.5-5
44	Austin Cantrell	4	1	.	1
2	DJ Dean	3	.	1	1
78	Bijhon Jackson	4	.	1	1	0.5-6	0.5-6
52	T.J. Smith	1	.	1	1
37	Toby Baker	4	1	.	1
74	Colton Jackson	3	1	.	1
70	Dan Skipper	4	1	.
81	Cody Hollister	4	1-0	.	.	.
Total		4	126	124	250	20-106	11-83	3-75	16	7	3-0	3	1	.
Opponents		4	153	160	313	26-95	7-47	2-34	19	10	4-0	4	.	.

2016 Arkansas Razorbacks Football
Arkansas Team Game-by-Game (as of Sep 29, 2016)
All games

TEAM STATISTICS

Date	Opponent	Rushing				Receiving				Passing				Kick Returns				Punt Returns				tot off
		no.	yds	td	lg	no.	yds	td	lg	cmp-att-int	yds	td	lg	no.	yds	td	lg	no.	yds	td	lg	
Sep 03	LA TECH	40	106	1	14	20	191	2	18	20-29-2	191	2	18	2	42	0	25	1	0	0	0	297
Sep 10	at TCU	43	180	1	37	17	223	3	25	17-29-0	223	3	25	4	77	0	22	2	35	0	19	403
Sep 17	TEXAS STATE	44	226	3	18	16	241	2	73	16-22-0	241	2	73	2	26	0	13	2	1	0	1	467
Sep 24	vs Texas A&M	40	120	1	55	28	371	2	44	28-42-0	371	2	44	1	15	0	15	1	-1	0	0	491
Arkansas		167	632	6	55	81	1026	9	73	81-122-2	1026	9	73	9	160	0	25	6	35	0	19	1658
		118	662	10	62	78	897	3	92	78-137-3	897	3	92	15	376	0	64	6	59	0	34	1559

Games: 4 • Avg/rush: 3.8 • Avg/catch: 12.7 • Pass effic: 158.10 • KR avg: 17.8 • PR avg: 5.8 • All purpose avg/game: 482.0 • Total offense avg/gm: 414.5

		Tackles				Sacks	Fumble		Pass Defense			blkd	PAT Attempts			off		
Date	Opponent	ua	a	total	tfl-yds	no-yds	ff	fr-yds	int-yds	qbh	brup	kick	kick	rush	rcv	saf	t/o	pts
Sep 03	LA TECH	27	38	65	4.0-21	3.0-20	1	0-0	1-3	4	2	0	3-3	0	0	0	0	21
Sep 10	at TCU	45	32	77	6.0-27	3.0-18	1	1-0	1-47	1	5	1	3-3	0	1	0	7	41
Sep 17	TEXAS STATE	25	28	53	5.0-41	4.0-40	0	0-0	1-25	1	5	0	6-6	0	0	0	7	42
Sep 24	vs Texas A&M	29	26	55	5.0-17	1.0-5	1	2-0	0-0	1	4	0	3-3	0	0	0	7	24
Arkansas		126	124	250	20.0-106	11.0-83	3	3-0	3-75	7	16	1	15-15	0	1	0	21	128
		153	160	313	26.0-95	7.0-47	4	4-0	2-34	10	19	0	13-13	0	0	0	31	106

		Punting									Field Goals			Kickoffs				
Date	Opponent	no.	yds	avg	long	blkd	tb	fc	50+	i20	md-att	long	blkd	no.	yds	avg	tb	ob
Sep 03	LA TECH	4	190	47.5	55	0	0	2	2	1	0-0	0	0	4	248	62.0	1	0
Sep 10	at TCU	6	304	50.7	59	0	0	2	5	1	2-3	38	0	6	365	60.8	1	0
Sep 17	TEXAS STATE	4	174	43.5	50	0	0	3	1	3	0-0	0	0	7	444	63.4	3	1
Sep 24	vs Texas A&M	3	118	39.3	46	0	0	2	0	1	1-1	25	0	4	252	63.0	0	0
Arkansas		17	786	46.2	59	0	0	9	8	6	3-4	38	0	21	1309	62.3	5	1
		18	774	43.0	57	0	1	3	4	6	5-9	48	1	20	1263	63.2	11	0

2016 Arkansas Razorbacks Football
Arkansas Opponent Game-by-Game (as of Sep 29, 2016)
All games

OPPONENT STATISTICS

Date	Opponent	Rushing				Receiving				Passing				Kick Returns				Punt Returns				tot off
		no.	yds	td	lg	no.	yds	td	lg	cmp-att-int	yds	td	lg	no.	yds	td	lg	no.	yds	td	lg	
Sep 03	LA TECH	23	79	2	31	19	212	0	26	19-31-1	212	0	26	3	84	0	33	2	39	0	32	291
Sep 10	at TCU	32	195	4	26	36	377	1	57	36-58-1	377	1	57	5	155	0	64	2	33	0	34	572
Sep 17	TEXAS STATE	26	22	0	13	11	83	0	24	11-26-1	83	0	24	3	53	0	23	1	1	0	1	105
Sep 24	vs Texas A&M	37	366	4	62	12	225	2	92	12-22-0	225	2	92	4	84	0	42	1	-14	0	0	591
Opponents		118	662	10	62	78	897	3	92	78-137-3	897	3	92	15	376	0	64	6	59	0	34	1559
		167	632	6	55	81	1026	9	73	81-122-2	1026	9	73	9	160	0	25	6	35	0	19	1658

Games: 4 • Avg/rush: 5.6 • Avg/catch: 11.5 • Pass effic: 114.78 • KR avg: 25.1 • PR avg: 9.8 • All purpose avg/game: 507.0 • Total offense avg/gm: 389.8

		Tackles				Sacks	Fumble		Pass Defense			blkd	PAT Attempts			off		
Date	Opponent	ua	a	total	tfl-yds	no-yds	ff	fr-yds	int-yds	qbh	brup	kick	kick	rush	rcv	saf	t/o	pts
Sep 03	LA TECH	44	32	76	9.0-37	4.0-26	1	0-0	2-34	3	4	0	2-2	0	0	0	14	20
Sep 10	at TCU	38	42	80	5.0-16	1.0-6	0	0-0	0-0	4	7	0	5-5	0	0	0	0	38
Sep 17	TEXAS STATE	25	60	85	2.0-7	1.0-6	1	1-0	0-0	0	3	0	0-0	0	0	0	0	3
Sep 24	vs Texas A&M	46	26	72	10.0-35	1.0-9	2	3-0	0-0	3	5	0	6-6	0	0	0	17	45
Opponents		153	160	313	26.0-95	7.0-47	4	4-0	2-34	10	19	0	13-13	0	0	0	31	106
		126	124	250	20.0-106	11.0-83	3	3-0	3-75	7	16	1	15-15	0	1	0	21	128

		Punting									Field Goals			Kickoffs				
Date	Opponent	no.	yds	avg	long	blkd	tb	fc	50+	i20	md-att	long	blkd	no.	yds	avg	tb	ob
Sep 03	LA TECH	3	115	38.3	49	0	0	0	0	0	2-4	43	0	5	320	64.0	3	0
Sep 10	at TCU	5	199	39.8	49	0	1	1	0	1	1-2	37	1	5	303	60.6	1	0
Sep 17	TEXAS STATE	8	365	45.6	57	0	0	2	3	4	1-1	39	0	2	120	60.0	0	0
Sep 24	vs Texas A&M	2	95	47.5	50	0	0	0	1	1	1-2	48	0	8	520	65.0	7	0
Opponents		18	774	43.0	57	0	1	3	4	6	5-9	48	1	20	1263	63.2	11	0
		17	786	46.2	59	0	0	9	8	6	3-4	38	0	21	1309	62.3	5	1

2016 Arkansas Razorbacks Football
Arkansas Game Superlatives (as of Sep 29, 2016)
All games

INDIVIDUAL GAME HIGHS

Rushes	28	Rawleigh Williams at TCU (Sep 10, 2016)
Yards Rushing	137	Rawleigh Williams at TCU (Sep 10, 2016)
TD Rushes	2	Rawleigh Williams vs TEXAS STATE (Sep 17, 2016)
Long Rush	55	Rawleigh Williams vs Texas A&M (Sep 24, 2016)
Pass attempts	42	Austin Allen vs Texas A&M (Sep 24, 2016)
Pass completions	28	Austin Allen vs Texas A&M (Sep 24, 2016)
Yards Passing	371	Austin Allen vs Texas A&M (Sep 24, 2016)
TD Passes	3	Austin Allen at TCU (Sep 10, 2016)
Long Pass	73	Austin Allen vs TEXAS STATE (Sep 17, 2016)
Receptions	9	Drew Morgan vs Texas A&M (Sep 24, 2016)
Yards Receiving	126	Jared Cornelius vs Texas A&M (Sep 24, 2016)
TD Receptions	1	Jared Cornelius vs LA Tech (Sep 03, 2016)
	1	Jeremy Sprinkle vs LA Tech (Sep 03, 2016)
	1	Keon Hatcher at TCU (Sep 10, 2016)
	1	Drew Morgan at TCU (Sep 10, 2016)
	1	Jeremy Sprinkle at TCU (Sep 10, 2016)
	1	Keon Hatcher vs TEXAS STATE (Sep 17, 2016)
	1	Jeremy Sprinkle vs TEXAS STATE (Sep 17, 2016)
	1	Jared Cornelius vs Texas A&M (Sep 24, 2016)
	1	Keon Hatcher vs Texas A&M (Sep 24, 2016)
Long Reception	73	Keon Hatcher vs TEXAS STATE (Sep 17, 2016)
Field Goals	2	Cole Hedlund at TCU (Sep 10, 2016)
Long Field Goal	38	Cole Hedlund at TCU (Sep 10, 2016)
Punts	6	Toby Baker at TCU (Sep 10, 2016)
Punting Avg	50.7	Toby Baker at TCU (Sep 10, 2016)
Long Punt	59	Toby Baker at TCU (Sep 10, 2016)
Punts inside 20	2	Toby Baker vs TEXAS STATE (Sep 17, 2016)
Long Punt Return	19	Jared Cornelius at TCU (Sep 10, 2016)
Long Kickoff Return	25	Dominique Reed vs LA Tech (Sep 03, 2016)
Tackles	13	Brooks Ellis at TCU (Sep 10, 2016)
Sacks	1.5	Jeremiah Ledbetter vs TEXAS STATE (Sep 17, 2016)
Tackles For Loss	3.0	Brooks Ellis at TCU (Sep 10, 2016)
Interceptions	1	Dre Greenlaw vs LA Tech (Sep 03, 2016)
	1	Brooks Ellis at TCU (Sep 10, 2016)
	1	Ryan Pulley vs TEXAS STATE (Sep 17, 2016)

2016 Arkansas Razorbacks Football
Arkansas Game Superlatives (as of Sep 29, 2016)
All games

TEAM GAME HIGHS

Rushes	44	vs TEXAS STATE (Sep 17, 2016)
Yards Rushing	226	vs TEXAS STATE (Sep 17, 2016)
Yards Per Rush	5.1	vs TEXAS STATE (Sep 17, 2016)
TD Rushes	3	vs TEXAS STATE (Sep 17, 2016)
Pass attempts	42	vs Texas A&M (Sep 24, 2016)
Pass completions	28	vs Texas A&M (Sep 24, 2016)
Yards Passing	371	vs Texas A&M (Sep 24, 2016)
Yards Per Pass	11.0	vs TEXAS STATE (Sep 17, 2016)
TD Passes	3	at TCU (Sep 10, 2016)
Total Plays	82	vs Texas A&M (Sep 24, 2016)
Total Offense	491	vs Texas A&M (Sep 24, 2016)
Yards Per Play	7.1	vs TEXAS STATE (Sep 17, 2016)
Points	42	vs TEXAS STATE (Sep 17, 2016)
Sacks By	4	vs TEXAS STATE (Sep 17, 2016)
First Downs	27	vs Texas A&M (Sep 24, 2016)
Penalties	7	vs TEXAS STATE (Sep 17, 2016)
	7	vs Texas A&M (Sep 24, 2016)
Penalty Yards	62	vs Texas A&M (Sep 24, 2016)
Turnovers	3	vs Texas A&M (Sep 24, 2016)
Interceptions By	1	vs LA Tech (Sep 03, 2016)
	1	at TCU (Sep 10, 2016)
	1	vs TEXAS STATE (Sep 17, 2016)
Punts	6	at TCU (Sep 10, 2016)
Punting Avg	50.7	at TCU (Sep 10, 2016)
Long Punt	59	at TCU (Sep 10, 2016)
Punts inside 20	3	vs TEXAS STATE (Sep 17, 2016)
Long Punt Return	19	at TCU (Sep 10, 2016)

2016 Arkansas Razorbacks Football
Arkansas Game Superlatives (as of Sep 29, 2016)
All games

OPPONENT INDIVIDUAL GAME HIGHS

Rushes	15	Hill, Kenny, at TCU (Sep 10, 2016)
Yards Rushing	157	Trevor Knight, vs Texas A&M (Sep 24, 2016)
TD Rushes	2	Hill, Kenny, at TCU (Sep 10, 2016)
	2	Hicks, Kyle, at TCU (Sep 10, 2016)
	2	T. Williams, vs Texas A&M (Sep 24, 2016)
	2	Trevor Knight, vs Texas A&M (Sep 24, 2016)
Long Rush	62	Trevor Knight, vs Texas A&M (Sep 24, 2016)
Pass attempts	56	Hill, Kenny, at TCU (Sep 10, 2016)
Pass completions	36	Hill, Kenny, at TCU (Sep 10, 2016)
Yards Passing	377	Hill, Kenny, at TCU (Sep 10, 2016)
TD Passes	2	Trevor Knight, vs Texas A&M (Sep 24, 2016)
Long Pass	92	Trevor Knight, vs Texas A&M (Sep 24, 2016)
Receptions	8	Trent Taylor, vs LA Tech (Sep 03, 2016)
	8	Hicks, Kyle, at TCU (Sep 10, 2016)
Yards Receiving	141	Josh Reynolds, vs Texas A&M (Sep 24, 2016)
TD Receptions	1	Williams, Taj, at TCU (Sep 10, 2016)
	1	Christian Kirk, vs Texas A&M (Sep 24, 2016)
	1	Josh Reynolds, vs Texas A&M (Sep 24, 2016)
Long Reception	92	Josh Reynolds, vs Texas A&M (Sep 24, 2016)
Field Goals	2	J. Barnes, vs LA Tech (Sep 03, 2016)
Long Field Goal	48	Daniel LaCamera, vs Texas A&M (Sep 24, 2016)
Punts	8	Lumi Kaba, vs TEXAS STATE (Sep 17, 2016)
Punting Avg	47.5	Shane Tripucka, vs Texas A&M (Sep 24, 2016)
Long Punt	57	Lumi Kaba, vs TEXAS STATE (Sep 17, 2016)
Punts inside 20	4	Lumi Kaba, vs TEXAS STATE (Sep 17, 2016)
Long Punt Return	34	Turpin, K., at TCU (Sep 10, 2016)
Long Kickoff Return	64	Turpin, K., at TCU (Sep 10, 2016)
Tackles	17	Douglas, Sammy, at TCU (Sep 10, 2016)
Sacks	1.0	S. Cooper, vs LA Tech (Sep 03, 2016)
	1.0	Xavier Woods, vs LA Tech (Sep 03, 2016)
	1.0	Deldrick Canty, vs LA Tech (Sep 03, 2016)
	1.0	Carraway, Josh, at TCU (Sep 10, 2016)
	1.0	N. Daniels, vs TEXAS STATE (Sep 17, 2016)
	1.0	Daeshon Hall, vs Texas A&M (Sep 24, 2016)
Tackles For Loss	3.0	Douglas, Sammy, at TCU (Sep 10, 2016)
Interceptions	1	Xavier Woods, vs LA Tech (Sep 03, 2016)
	1	Prince Sam, vs LA Tech (Sep 03, 2016)

2016 Arkansas Razorbacks Football
Arkansas Game Superlatives (as of Sep 29, 2016)
All games

OPPONENT TEAM GAME HIGHS

Rushes	37	vs Texas A&M (Sep 24, 2016)
Yards Rushing	366	vs Texas A&M (Sep 24, 2016)
Yards Per Rush	9.9	vs Texas A&M (Sep 24, 2016)
TD Rushes	4	at TCU (Sep 10, 2016)
	4	vs Texas A&M (Sep 24, 2016)
Pass attempts	58	at TCU (Sep 10, 2016)
Pass completions	36	at TCU (Sep 10, 2016)
Yards Passing	377	at TCU (Sep 10, 2016)
Yards Per Pass	10.2	vs Texas A&M (Sep 24, 2016)
TD Passes	2	vs Texas A&M (Sep 24, 2016)
Total Plays	90	at TCU (Sep 10, 2016)
Total Offense	591	vs Texas A&M (Sep 24, 2016)
Yards Per Play	10.0	vs Texas A&M (Sep 24, 2016)
Points	45	vs Texas A&M (Sep 24, 2016)
Sacks By	4	vs LA Tech (Sep 03, 2016)
First Downs	25	at TCU (Sep 10, 2016)
Penalties	9	at TCU (Sep 10, 2016)
Penalty Yards	95	at TCU (Sep 10, 2016)
Turnovers	2	at TCU (Sep 10, 2016)
	2	vs Texas A&M (Sep 24, 2016)
Interceptions By	2	vs LA Tech (Sep 03, 2016)
Punts	8	vs TEXAS STATE (Sep 17, 2016)
Punting Avg	47.5	vs Texas A&M (Sep 24, 2016)
Long Punt	57	vs TEXAS STATE (Sep 17, 2016)
Punts inside 20	4	vs TEXAS STATE (Sep 17, 2016)
Long Punt Return	34	at TCU (Sep 10, 2016)

Arkansas Inside Opponent Red-Zone

Opponents Inside Arkansas Red-Zone

			Times	Times	Total		Rush	Pass	FGs	Failed to score inside RZ					
Date	Opponent	Score	In RZ	Scored	Pts	TDs	TDs	TDs	Made	FGA	Down	Int	Fumb	Half	Game
Sep 03, 2016	LA TECH	W 21-20	3	3	17	2	2	0	1	0	0	0	0	0	0
Sep 10, 2016	at TCU	W 41-38	7	6	38	5	4	1	1	1	0	0	0	0	0
Sep 17, 2016	TEXAS STATE	W 42-3	1	1	3	0	0	0	1	0	0	0	0	0	0
Sep 24, 2016	vs Texas A&M	L 24-45	3	1	7	1	0	1	0	1	0	0	1	0	0
Totals			14	11	65	8	6	2	3	2	0	0	1	0	0
11 of 14 (78.6%)															

2016 Arkansas Razorbacks Football
Arkansas By-Quarter Statistics (as of Sep 29, 2016)
All games

3rd-Down Conversions

Date	Opponent	Score	Overall		1st Qtr		2nd Qtr		3rd Qtr		4th Qtr		Overtime	
Sep 03, 2016	LA TECH	W 21-20	3-12	25.0	2-3	66.7	0-3	0.0	0-2	0.0	1-4	25.0	2-2	100.0
Sep 10, 2016	at TCU	W 41-38	7-16	43.8	1-3	33.3	2-5	40.0	1-2	50.0	1-4	25.0		
Sep 17, 2016	TEXAS STATE	W 42-3	4-9	44.4	2-3	66.7	0-1	0.0	2-3	66.7	0-2	0.0		
Sep 24, 2016	vs Texas A&M	L 24-45	9-16	56.2	3-5	60.0	1-2	50.0	3-4	75.0	2-5	40.0		
	Arkansas		23-53	43.4	8-14	57.1	3-11	27.3	6-11	54.5	4-15	26.7	2-2	100.0
	Opponents		28-56	50.0	3-11	27.3	7-16	43.8	8-14	57.1	9-13	69.2	1-2	50.0

4th-Down Conversions

Date	Opponent	Score	Overall		1st Qtr		2nd Qtr		3rd Qtr		4th Qtr		Overtime	
Sep 03, 2016	LA TECH	W 21-20	3-3	100.0	0-0	0.0	1-1	100.0	0-0	0.0	2-2	100.0	0-0	0.0
Sep 10, 2016	at TCU	W 41-38	0-0	0.0	0-0	0.0	0-0	0.0	0-0	0.0	0-0	0.0		
Sep 17, 2016	TEXAS STATE	W 42-3	1-1	100.0	0-0	0.0	0-0	0.0	1-1	100.0	0-0	0.0		
Sep 24, 2016	vs Texas A&M	L 24-45	1-3	33.3	0-0	0.0	0-0	0.0	0-1	0.0	1-2	50.0		
	Arkansas		5-7	71.4	0-0	0.0	1-1	100.0	1-2	50.0	3-4	75.0	0-0	0.0
	Opponents		2-2	100.0	1-1	100.0	0-0	0.0	1-1	100.0	0-0	0.0	0-0	0.0

Time of Possession

Date	Opponent	Score	Overall		1st Qtr	2nd Qtr	3rd Qtr	4th Qtr	Overtime
Sep 03, 2016	LA TECH	W 21-20	36:41		10:46	10:02	4:41	11:12	
Sep 10, 2016	at TCU	W 41-38	33:07		10:31	6:59	7:47	7:50	0:00
Sep 17, 2016	TEXAS STATE	W 42-3	34:29		10:09	10:14	8:54	5:12	
Sep 24, 2016	vs Texas A&M	L 24-45	39:45		10:13	9:43	11:28	8:21	
	Arkansas	Total	144:02		41:39	36:58	32:50	32:35	0:00
		Avg.	36:00		10:24	9:14	8:12	8:08	0:00
	Opponents	Total	90:58		18:21	23:02	27:10	22:25	0:00
		Avg.	22:44		4:35	5:45	6:47	5:36	0:00

2016 Arkansas Razorbacks Football
Arkansas Games Played (as of Sep 29, 2016)
All games

##	PLAYER	GP-GS	LATECH	TCU	TXST	TAMU
3A	McTelvin Agim	4/-	XXX	XXX	XXX	XXX
8	Austin Allen	4/4	START	START	START	START
19	Anthony Antwine	4/-	XXX	XXX	XXX	XXX
37	Toby Baker	4/-	XXX	XXX	XXX	XXX
97	Tevin Benum	4/3	XXX	START	START	START
44	Austin Cantrell	4/-	XXX	XXX	XXX	XXX
41	Austin Capps	3/-	XXX	XXX	XXX	...
20	De'Andre Coley	4/-	XXX	XXX	XXX	XXX
29	Jared Collins	4/4	START	START	START	START
1	Jared Cornelius	3/1	START	XXX	...	XXX
15	Nate Dalton	1/-	...	XXX
2	DJ Dean	3/-	...	XXX	XXX	XXX
49	Robert Decker	4/-	XXX	XXX	XXX	XXX
51	Brooks Ellis	4/4	START	START	START	START
56	Matt Emrich	4/-	XXX	XXX	XXX	XXX
35	Dwayne Eugene	4/-	XXX	XXX	XXX	XXX
5A	Hjalte Froholdt	4/4	START	START	START	START
62	Johnny Gibson	4/-	XXX	XXX	XXX	XXX
23	Dre Greenlaw	4/4	START	START	START	START
89	Grayson Gunter	3/-	XXX	...	XXX	XXX
27	Khalia Hackett	2/-	XXX	XXX
64	Jake Hall	3/-	...	XXX	XXX	XXX
6A	T.J. Hammonds	1/-	XXX	...
8A	De'Jon Harris	3/-	XXX	...	XXX	XXX
45	Josh Harris	3/-	...	XXX	XXX	XXX
4	Keon Hatcher	4/2	XXX	XXX	START	START
9A	Cole Hedlund	4/-	XXX	XXX	XXX	XXX
81	Cody Hollister	4/1	START	XXX	XXX	XXX
78	Bijhon Jackson	4/-	XXX	XXX	XXX	XXX
74	Colton Jackson	3/3	START	START	START	...
34	K. Jackson	4/-	XXX	XXX	XXX	XXX
8B	Blake Johnson	1/-	XXX	...
32	Hayden Johnson	4/3	XXX	START	START	START
94	Taiwan Johnson	4/4	START	START	START	START
39	Byron Keaton	3/-	...	XXX	XXX	XXX
87	Jack Kraus	3/-	XXX	...	XXX	XXX
55	J. Ledbetter	4/4	START	START	START	START
99	Brandon Lewis	2/-	XXX	XXX
28	Josh Liddell	4/4	START	START	START	START
42	Connor Limpert	3/-	...	XXX	XXX	XXX
2B	Ryder Lucas	4/-	XXX	XXX	XXX	XXX
84	D'Vone McClure	1/-	XXX	...
4A	Adam McFain	2/-	XXX	XXX
38	Reid Miller	4/-	XXX	XXX	XXX	XXX
7	Damon Mitchell	3/-	...	XXX	XXX	XXX
80	Drew Morgan	4/3	START	START	XXX	START
85	C. O'Grady	1/-	XXX	...

2016 Arkansas Razorbacks Football
Arkansas Games Played (as of Sep 29, 2016)
All games

##	PLAYER	GP-GS	LATECH	TCU	TXST	TAMU
16	L. Pettway	3/-	...	XXX	XXX	XXX
11	Ryan Pulley	4/3	XXX	START	START	START
72	Frank Ragnow	4/4	START	START	START	START
76	Paul Ramirez	2/-	XXX	XXX
9	Santos Ramirez	4/4	START	START	START	START
10	Randy Ramsey	3/-	XXX	XXX	XXX	...
50	Jake Raulerson	4/4	START	START	START	START
3	Dominique Reed	4/2	XXX	START	START	XXX
30	K. Richardson	1/1	START
96	Karl Roesler	4/1	START	XXX	XXX	XXX
75	Zach Rogers	1/-	XXX	...
70	Dan Skipper	4/4	START	START	START	START
52	T.J. Smith	1/-	XXX	...
83	Jeremy Sprinkle	4/4	START	START	START	START
13	Deon Stewart	3/-	...	XXX	XXX	XXX
5B	Ty Storey	1/-	XXX	...
5	Henre' Toliver	4/4	START	START	START	START
24	Kody Walker	4/-	XXX	XXX	XXX	XXX
60	Brian Wallace	3/1	...	XXX	XXX	START
14	River Warnock	1/-	XXX	...
21	Devwah Whaley	4/-	XXX	XXX	XXX	XXX
2A	Josh Williams	4/-	XXX	XXX	XXX	XXX
22	R. Williams	4/4	START	START	START	START
6	J. Winston	4/-	XXX	XXX	XXX	XXX
48	Deatrich Wise	4/4	START	START	START	START

2016 Arkansas Razorbacks Football
Arkansas Total Tackles Game-by-Game (as of Sep 29, 2016)
All games

Total Tackles	UA-A	Total	LATECH	TCU	TXST	TAMU
Dre Greenlaw	18-14	32	2-5	4-4	5-1	7-4
Brooks Ellis	16-14	30	2-4	8-5	4-3	2-2
J. Ledbetter	9-11	20	2-4	3-4	3-1	1-2
Santos Ramirez	14-5	19	4-3	5-0	1-1	4-1
Deatrich Wise	6-13	19	1-6	2-2	1-1	2-4
Henre' Toliver	10-5	15	2-2	4-2	1-0	3-1
Josh Liddell	7-7	14	3-2	1-2	0-2	3-1
Ryan Pulley	11-2	13	2-0	4-0	3-0	2-2
Taiwan Johnson	4-6	10	1-0	2-1	0-1	1-4
Tevin Beanum	4-5	9	1-0	1-4	1-0	1-1
De'Andre Coley	4-4	8	1-0	2-2	1-1	0-1
McTelvin Agim	3-4	7	0-2	2-2	1-0	-
K. Richardson	2-5	7	2-5	DNP	DNP	DNP
Randy Ramsey	3-2	5	1-0	1-1	1-1	DNP
Jared Collins	2-2	4	0-1	1-1	-	1-0
De'Jon Harris	1-3	4	-	DNP	0-2	1-1
Austin Capps	1-3	4	1-1	0-1	0-1	DNP
Ryder Lucas	2-2	4	-	2-0	0-1	0-1
Brandon Lewis	1-3	4	DNP	DNP	1-3	-
Karl Roesler	2-1	3	-	-	1-1	1-0
Byron Keaton	1-1	2	DNP	1-0	0-1	-
Josh Harris	1-1	2	DNP	-	1-1	-
Khalia Hackett	0-2	2	0-1	0-1	DNP	DNP
Dwayne Eugene	0-2	2	-	-	0-2	-
Matt Emrich	1-1	2	0-1	1-0	-	-
Austin Cantrell	1-0	1	1-0	-	-	-
Adam McFain	0-1	1	0-1	DNP	DNP	-
Toby Baker	1-0	1	-	1-0	-	-
Colton Jackson	1-0	1	1-0	-	-	DNP
T.J. Smith	0-1	1	DNP	DNP	0-1	DNP
DJ Dean	0-1	1	DNP	-	0-1	-
Damon Mitchell	0-1	1	DNP	-	-	0-1
Bijhon Jackson	0-1	1	-	-	0-1	-
J. Winston	0-1	1	-	-	0-1	-

2016 Arkansas Razorbacks Football
Arkansas Passing Game-by-Game (as of Sep 29, 2016)
All games

#8 Austin Allen	Comp	Att	Int	Pct	Yards	TD	Long	Sacked	Effic
LA Tech	20	29	2	69.0	191	2	18	4-26	133.26
TCU	17	29	0	58.6	223	3	25	1-6	157.35
TEXAS STATE	16	21	0	76.2	241	2	73	1-6	204.02
Texas A&M	28	42	0	66.7	371	2	44	1-9	156.58
TOTALS	81	121	2	66.9	1026	9	73	7-47	159.41

#5B Ty Storey	Comp	Att	Int	Pct	Yards	TD	Long	Sacked	Effic
TEXAS STATE	0	1	0	0.0	0	0	0	0-0	0.00
TOTALS	0	1	0	0.0	0	0	0	0-0	0.00

2016 Arkansas Razorbacks Football
Arkansas Rushing/Receiving Game-by-Game (as of Sep 29, 2016)
All games

RUSHING	No-Yds/TD	LATECH	TCU	TXST	TAMU
R. Williams	88-433/4	24-96/1	28-137/0	19-121/2	17-79/1
Kody Walker	25-89/1	6-24/0	7-19/0	7-23/1	5-23/0
Dewwah Whaley	24-85/0	2-1/0	2-5/0	11-50/0	9-29/0
Dominique Reed	4-27/0	-	2-18/0	1-15/0	1--6/0
Jared Cornelius	4-20/0	3-13/0	-	DNP	1-7/0
Damon Mitchell	2-2/0	DNP	-	2-2/0	-
Team	3--4/0	1--2/0	1--1/0	DNP	1--1/0
Keon Hatcher	1--5/0	-	-	-	1--5/0
Austin Allen	16--15/1	4--26/0	3-2/1	4-15/0	5--6/0

RECEIVING	No-Yds/TD	LATECH	TCU	TXST	TAMU
Keon Hatcher	14-281/3	6-86/0	2-22/1	3-96/1	3-77/1
Drew Morgan	24-254/1	5-47/0	7-93/1	3-28/0	9-86/0
Jared Cornelius	10-156/2	1-13/1	2-17/0	DNP	7-126/1
Jeremy Sprinkle	13-143/3	3-19/1	3-58/1	3-20/1	4-46/0
Cody Hollister	6-77/0	-	-	3-38/0	3-39/0
Dominique Reed	4-53/0	1-6/0	1-11/0	2-36/0	-
Austin Cantrell	3-21/0	1-5/0	1-4/0	1-12/0	-
Hayden Johnson	1-18/0	-	1-18/0	-	-
R. Williams	4-11/0	3-15/0	-	-	1--4/0
Kody Walker	1-11/0	-	-	1-11/0	-
K. Jackson	1-1/0	-	-	-	1-1/0

2016 Arkansas Razorbacks Football
Arkansas Return Stats Game-by-Game (as of Sep 29, 2016)
All games

PUNT RETURNS	No-Yds	LATECH	TCU	TXST	TAMU
Jared Cornelius	4-34	1-0	2-35	DNP	1--1
Drew Morgan	2-1	-	-	2-1	-

KICK RETURNS	No-Yds	LATECH	TCU	TXST	TAMU
Dominique Reed	8-145	2-42	4-77	2-26	-
Deon Stewart	1-15	DNP	-	-	1-15

INT. RETURNS	No-Yds	LATECH	TCU	TXST	TAMU
Ryan Pulley	1-25	-	-	1-25	-
Dre Greenlaw	1-3	1-3	-	-	-
Brooks Ellis	1-47	-	1-47	-	-

FUMBLE RETURNS	No-Yds	LATECH	TCU	TXST	TAMU
----------------	--------	--------	-----	------	------

2016 Arkansas Razorbacks Football
Arkansas Sacks Game-by-Game (as of Sep 29, 2016)
All games

SACKS	UA-A	Total	LATECH	TCU	TXST	TAMU
J. Ledbetter	1-3	2.5	0.5-5	0.5-3	1.5-15	-
Deatrich Wise	1-2	2.0	0.5-5	1.0-4	0.5-5	-
Randy Ramsey	1-1	1.5	1.0-5	0.5-3	-	DNP
McTelvin Agim	1-0	1.0	-	1.0-8	-	-
Karl Roesler	1-0	1.0	-	-	-	1.0-5
Taiwan Johnson	1-0	1.0	1.0-5	-	-	-
Bijhon Jackson	0-1	0.5	-	-	0.5-6	-
Brandon Lewis	0-1	0.5	DNP	DNP	0.5-5	-
Austin Capps	0-1	0.5	-	-	0.5-4	DNP
J. Winston	0-1	0.5	-	-	0.5-5	-

2016 Arkansas Razorbacks Football
Arkansas Tackle For Loss Game-by-Game (as of Sep 29, 2016)
All games

TACKLES FOR LOSS	UA-A	Total	LATECH	TCU	TXST	TAMU
Brooks Ellis	4-0	4.0	-	3.0-9	1.0-1	-
Deatrich Wise	2-2	3.0	0.5-5	1.0-4	0.5-5	1.0-3
J. Ledbetter	1-3	2.5	0.5-5	0.5-3	1.5-15	-
Taiwan Johnson	1-1	1.5	1.0-5	-	-	0.5-3
Dre Greenlaw	1-1	1.5	-	-	-	1.5-3
Randy Ramsey	1-1	1.5	1.0-5	0.5-3	-	DNP
McTelvin Agim	1-0	1.0	-	1.0-8	-	-
Karl Roesler	1-0	1.0	-	-	-	1.0-5
Henre' Toliver	1-0	1.0	1.0-1	-	-	-
Josh Liddell	1-0	1.0	-	-	-	1.0-3
Austin Capps	0-1	0.5	-	-	0.5-4	DNP
J. Winston	0-1	0.5	-	-	0.5-5	-
Bijhon Jackson	0-1	0.5	-	-	0.5-6	-
Brandon Lewis	0-1	0.5	DNP	DNP	0.5-5	-

2016 Arkansas Razorbacks Football
Arkansas Fumbles Game-by-Game (as of Sep 29, 2016)
All games

FUMBLES	No-Lost	LATECH	TCU	TXST	TAMU
Austin Allen	2-2	-	-	1-1	1-1
R. Williams	1-1	-	-	-	1-1
Dominique Reed	1-1	-	-	-	1-1
Drew Morgan	1-0	1-0	-	-	-

FUMBLES FORCED	Number	LATECH	TCU	TXST	TAMU
Randy Ramsey	1	1	-	-	DNP
Santos Ramirez	1	-	-	-	1
J. Ledbetter	1	-	1	-	-

FUMBLES RECOVERED	Number	LATECH	TCU	TXST	TAMU
Dre Greenlaw	2	-	1	-	1
Cody Hollister	1	-	-	-	1