



ARKANSAS RAZORBACKS

1 National Championship (1964) • 4 SEC West Division Titles • 55 All-Americans • 43 All-SEC First Team Selections

► GAME INFORMATION

Date.....Saturday, Oct. 8
Time.....6 p.m. CT
Location.....Fayetteville, Arkansas
Stadium.....Donald W. Reynolds Razorback Stadium (72,000)
TV.....ESPN
Play-By-Play.....Joe Tessitore
Analyst.....Todd Blackledge
Sideline Reporter.....Holly Rowe
Radio.....Razorback/IMG Sports Network (KQS-FM 92.1)
Play-By-Play.....Chuck Barrett
Analyst.....Keith Jackson
Sideline Analyst.....Quinn Grovey
Sirius/XM.....126/191
Stats.....ArkansasRazorbacks.com (StatBroadcast)
Social.....@RazorbackFB

► RECORD BREAKDOWN

Overall.....4-1
SEC.....0-1
Home.....3-0
Away.....1-0
Neutral.....0-1

► TABLE OF CONTENTS

Quick Facts/Player Quick Notes.....	2
Team/Individual Notes.....	3-11
Top 25 Polls/National Ranking Watch.....	3
The Series vs. Alabama.....	12
Head Coach Bret Bielema.....	13-14
Depth Chart.....	15
Roster.....	16-17
Pronunciations.....	17
Honors & Awards.....	18
Player Bios.....	19-30
The Last Time.....	31-33
Game-By-Game Stats.....	34
Scoring Drives.....	35
Supplemental Stats.....	36
Long Plays.....	37
2016 Recaps.....	38-42
Media Schedule.....	43

► THE MATCHUP



VS



NO. 16/17 ARKANSAS RAZORBACKS (4-1, 0-1 SEC)

Head Coach: Bret Bielema (Iowa '92)

Record at Arkansas: 22-21 (4th Season)

Overall Record: 90-45 (11th Season)

NO. 1/1 ALABAMA CRIMSON TIDE (5-0, 2-0 SEC)

Head Coach: Nick Saban (Kent State '73)

Record at Alabama: 105-18 (10th Season)

Overall Record: 196-60-1 (21st Season)

► #RAZORFACTS

• The stage is set for a top-20 matchup in Donald W. Reynolds Razorback Stadium as No. 16 Arkansas hosts No. 1 Alabama for its SEC home opener at 6 p.m. CT Saturday on ESPN.

• It marks the third time in the opening six games that Arkansas will be the evening game on ESPN.

• Arkansas will face the No. 1 team in the Associated Press poll for the 22nd time in program history and the eighth time at Donald W. Reynolds Razorback Stadium.

• Three of the Razorbacks' last five showdowns against the No. 1 team in the nation have been against Alabama.

• Both teams enter the game ranked for the first time since 2011.

• Saturday's matchup marks the sixth time since 1992 and the first time since 2011 that a game at Razorback Stadium featured two ranked teams.

► FIVE KEY STORYLINES

• Arkansas moved up in both national polls released Sunday. The Razorbacks will head into their SEC home opener showdown with No. 1 Alabama ranked No. 16 in the Associated Press (AP) Top 25 and No. 17 in the Amway Coaches Poll. The Razorbacks moved up four spots in the AP Top 25 and five spots in the Coaches Poll. The Razorbacks have now landed in both national polls four consecutive weeks.

• The Razorbacks' 4-1 start is its best start through five games since 2011, as it picked up its 10th win in its last 12 games with a 52-10 triumph over Alcorn State at War Memorial Stadium in Little Rock. Alabama enters Saturday's game with the longest win streak in the nation at 17 games, including 10 straight SEC contests.

• Behind four 100-yard rushing efforts and two 100-yard receiving performances, Arkansas has totaled 400+ yards of total offense in each of its last four games, which is the second most in the SEC this season.

• **AUSTIN ALLEN** and **RAWLEIGH WILLIAMS III** have been one of the best QB/RB combos in the SEC this season. Allen has tossed multiple TD passes in every game and is the league's most efficient passer with a rating of 167.7. Williams has topped 100 yards on the ground in three of the last four games, ranks second in the SEC with 559 yards rushing and an average of 111.8 yards/game. Arkansas is one of two schools in the SEC with both its QB and RB ranking among the conference's top five in both passing and rushing yardage (Allen - 4th, Williams - 2nd).

• **WR JARED CORNELIUS** has emerged as one of Arkansas' top receivers. Highlighted by back-to-back 100-yard receiving games and his first multi-TD catch game last Saturday, Cornelius ranks 10th in the SEC with 65.5 yards receiving/game. He checks in just behind **WR KEON HATCHER**, who is averaging 70.3 yards receiving/game, good for seventh in the conference. Arkansas is the only school in the SEC with multiple players ranking among the league's top 10 in receiving yards/game.

JARED CORNELIUS has scored a touchdown in seven of his last nine games played with six coming through the air and two on the ground.



► 2016 SCHEDULE AND RESULTS



LOUISIANA TECH SEPT. 3 W, 21-20	AT NO. 15 TCU SEPT. 10 W, 41-38 (2OT)	TEXAS STATE SEPT. 17 W, 42-3	NO. 10 TEXAS A&M SEPT. 24 Arlington, Texas L, 24-45	ALCORN STATE OCT. 1 Little Rock, Ark. W, 52-10	NO. 1 ALABAMA OCT. 8 6 P.M. CT ESPN	NO. 14 OLE MISS OCT. 15 6 P.M. CT ESPN	AT AUBURN OCT. 22	NO. 18 FLORIDA NOV. 5	LSU NOV. 12	AT MISS. STATE NOV. 19	AT MISSOURI NOV. 25 1:30 P.M. CT CBS
---------------------------------------	---	------------------------------------	--	---	--	---	----------------------	--------------------------	----------------	---------------------------	---



▶ QUICK FACTS

HEAD COACH BRET BIELEMA

Alma Mater.....	Iowa, 1992
Career Record.....	90-45 (11th Season)
Record at Arkansas.....	22-21 (4th Season)
Bowl Appearances.....	9

ASSISTANT COACHES

Sideline:

Dan Enos.....	Offensive Coordinator/QBs
Robb Smith.....	Defensive Coordinator
Kurt Anderson.....	Offensive Line
Vernon Hargreaves.....	Linebackers
Reggie Mitchell.....	Running Backs
Rory Segrest.....	Defensive Line/Specialists
Michael Smith.....	Wide Receivers

Booth:

Barry Lunney Jr.....	Tight Ends
Paul Rhoads.....	Defensive Backs

TEAM INFORMATION

2015 Overall Record.....	8-5
SEC Record (Finish).....	5-3 (T-3rd West)
Bowl Game.....	W, 45-23 vs. Kansas State (Liberty Bowl)
Home Record.....	4-3
Road Record.....	3-1
Neutral.....	1-1
Base Offense.....	Multiple
Base Defense.....	4-3
Lettermen Returning.....	53 (22 O, 28 D, 3 S)
Lettermen Lost.....	22 (16 O, 6 D)
Starters Returning.....	16 (5 O, 9 D, 2 S)
Starters Lost.....	8 (6 O, 2 D)

TEAM HISTORY

First Season.....	1894
All-Time Record/Seasons.....	706-481-40 (.592)/122
All-Time Conf. Record/Seasons.....	336-299-18 (.528)/102
National Championships.....	1, 1964
Conference Championships.....	13 (last: 1989)
SEC West Championships.....	4 (last: 2006)
Bowl Appearances/Record.....	41/15-23-3 (.402)
Conference Affiliations.....	SEC (1992-Pres.)
.....	SWC (1915-1991)
All-America Selections.....	55 players, 64 times
All-SEC (First Team Only).....	43 players, 50 times
All-SWC (First Team Only).....	172 players, 236 times

STADIUM INFORMATION

Name.....	Donald W. Reynolds Razorback Stadium
Location.....	Fayetteville, Ark.
Field Name.....	Frank Broyles Field
Capacity.....	72,000
First Game.....	Sept. 24, 1938
Record at Stadium.....	184-90-2 (.670)

Name.....	War Memorial Stadium
Location.....	Little Rock, Ark.
Capacity.....	54,120
First Game.....	Sept. 18, 1948
Record at Stadium.....	150-60-4 (.710)

Name.....	AT&T Stadium
Location.....	Arlington, Texas
Capacity.....	71,815
First Game.....	Oct. 3, 2009
Record at Stadium.....	4-3 (.571)

UNIVERSITY INFORMATION

Location.....	Fayetteville, Ark.
Enrollment.....	26,754
Founded.....	1871
Colors.....	Cardinal and White
Chancellor.....	Dr. Joseph E. Steinmetz
Athletics Director.....	Jeff Long

▶ PLAYER QUICK NOTES

QUARTERBACKS

- **AUSTIN ALLEN** leads the SEC in passer rating (167.7) and 120 straight pass attempts without an interception.
- 1 of 8 FBS quarterbacks with 12 touchdowns and two or less interceptions.
- Named the SEC Player of the Week and Manning Award Player of the Week after Arkansas' win at No. 15 TCU.

RUNNING BACKS

- **RAWLEIGH WILLIAMS III** ranks second in the SEC and 11th in the nation with 559 rushing yards.
- Tied for the SEC lead in 100-yard rushing games (3) and leads the league in 10-yard runs (18)
- Rushed for 100 yards in 3 of 4 games, including back-to-back games at No. 15 TCU (137) and against Texas State (121).

- **DEVWAH WHALEY** rushed for 135 yards and a touchdown in Arkansas' win over Alcorn State.

- Broke a 75-yard touchdown run against Alcorn State, good for the fourth-longest run by a freshman this season.
- 1 of 8 SEC freshmen with a 100-yard rushing game.

WIDE RECEIVERS

- **DREW MORGAN** ranks fourth in the SEC with a team-best 28 receptions, including a league-best 18 for first downs.
- Has hauled in a reception in 19 straight games while 68 of his 101 career catches have resulted in a first down.
- Ranks 11th in the SEC with a team-high 301 yards receiving.

- **KEON HATCHER** extended his streak to 23 consecutive games with a reception for a first down dating back to 2013.
- Reached the 100-reception plateau against No. 10 Texas A&M.
- Hauled in Arkansas' two longest pass plays of the season, including a 73-yarder against Texas State.

- **JARED CORNELIUS** has scored a touchdown in seven of his last nine games played with six coming through the air.
- 1 of 2 SEC wide receivers with back-to-back 100-yard games this season.
- Has caught 14 of 16 targets on the season.

- **DOMINIQUE REED** has four receptions for 53 yards and four rushes for 27 yards on the season.
- Scored a touchdown in six straight games in 2015, including all four SEC road games.
- Ran for 20 or more yards after the catch on four of his six TD receptions.

TIGHT ENDS

- **JEREMY SPRINKLE** has seven TDs in his last eight games dating back to 2015.
- Caught a TD pass in each of the first three games of the season.
- 30 of last 42 receptions have resulted in either a first down or a TD dating back to last season.

OFFENSIVE LINE

- **DAN SKIPPER** will make his 40th straight start on the offensive line against No. 1 Alabama.
- Blocked his seventh career kick, second of the season, against Alcorn State.
- Helped pave the way for the Razorbacks to rush for 353 yards against Alcorn State.

- **FRANK RAGNOW** made his 18th straight start on the offensive line against Alcorn State.
- Moved back to center against No. 10 Texas A&M after starting at right guard in the Texas State game.
- Gave Allen a key push at the goal line on his 5-yard game-winning TD run in the second overtime at No. 15 TCU.

DEFENSIVE LINE

- **DEATRICH WISE JR.** has at least a half-sack in eight of the last 10 games, totaling 10.0 during that stretch.
- Cracked Arkansas' top 10 career list in sacks (16.0) and ranks fifth among SEC active career sack leaders.
- Leads the Razorbacks in sacks this season (3.0).

- **JEREMIAH LEDBETTER** has logged at least a half-sack in 3 of 5 games this season and five of his last nine.
- 21 tackles rank fifth on the team.
- His 2.5 sacks this season rank second on the team and are tied for 18th in the SEC.

- **TAIWAN JOHNSON** has started 31 straight games.
- Has made at least 0.5 tackles for loss in five of the last six games, including each of the last two (3.5 in that span).
- Had a QB hurry that forced an interception that was returned for a TD at No. 15 TCU.

LINEBACKERS

- **BROOKS ELLIS** ranks second on the team and tied for 12th in the SEC in tackles (34).
- Tied for the team lead in tackles for loss (4.0) and the team active career lead in interceptions (4).
- Has made double-digit tackles seven times in his career.

- **DRE GREENLAW** leads the team in tackles (35), which is tied for 10th in the SEC.
- Is 1 of 6 SEC linebackers, along with Brooks Ellis, with an interception on the season.
- Has led the team in tackles in 7 of 17 career games played.

DEFENSIVE BACKS

- **RYAN PULLEY** is tied for third in the FBS in both passes defended (8) and pass breakups (7).
- 1 of 6 players in the country with seven pass breakups and at least one INT.
- Returned his INT 25-yards for a TD against Texas State.

- **HENRE' TOLIVER** took his fourth career INT 70 yards for a TD in the 3rd quarter against Alcorn State.
- Third on the team in tackles this season (22).
- Just five tackles away from hitting the 100-career tackle plateau.

- **JOSH LIDDELL** made his first INT of the season, third of his career, against Alcorn State.
- Has totaled 42 tackles, including 3.0 for loss, and two interceptions during his last nine games.
- Ranks sixth on the team in tackles this season (20).



► A RAZORBACK WIN WOULD

- Give Arkansas its 11th win in its last 13 games dating back to 2015.
- Mark the first time Arkansas started 5-1 since 2011.
- Improve Coach Bielema's record to 23-21 at Arkansas and 91-45 all-time as a head coach.
- Mark the first time under Coach Bielema that Arkansas has defeated a ranked opponent as a ranked team.
- Give Arkansas its fourth win over a ranked team in the last five opportunities, including 2 of 3 this season.
- Be the first time since 2007 that Arkansas has defeated a No. 1 ranked team (LSU).
- Marks the first time the Razorbacks have beat the No. 1 ranked team in Fayetteville since Texas in 1981.
- Be the first win against a ranked opponent while also being ranked since 2011 (Kansas State).
- Be the first win against a ranked SEC opponent while also being ranked since 2011 (South Carolina).
- Give Arkansas its first win over Alabama since 2006.

► WHAT TO WATCH FOR

THE RAZORBACKS

- Have scored 40 or more points in eight of their last 12 games.
- Have produced 400 or more yards of total offense in each of the last four games.
- Have passed for a touchdown in six straight games dating back to 2015.
- Have rushed for a touchdown in seven straight games dating back to 2015.
- Have intercepted a pass in seven of the past eight games dating back to last season.
- Have 23 interceptions through their last 24 games.
- Have returned an interception for a touchdown in three of the last four games.

QB AUSTIN ALLEN

- Can become the first Arkansas quarterback to throw multiple touchdown passes in each of the first six games of a season in school history, with two scoring tosses on Saturday.
- Has thrown 120 consecutive passes without an interception, which is 14 away from tying his older brother Brandon Allen (2014-15) and Clint Stoerner (1997-98) for third in school history.

LB BROOKS ELLIS

- Is one double-digit tackle game away from recording eight in his career (Last: Martrell Spaight, 2013-14).
- Is 59 tackles shy of 300 for his career.
- Is looking to extend his streak of four-plus tackles to six straight games, would make it 14 of the last 15.

WR KEON HATCHER

- Is one reception shy of 101 for his career, which would put him tied for 15th all-time in school history.
- Has 14 career touchdown catches and is one away from tying Greg Childs for 11th all-time in school history.
- Has a touchdown reception in three straight games.
- Has had a reception for a first down in 23 straight games dating back to 2014.

WR DREW MORGAN

- Needs one 100-yard receiving game to bring his career total to three and tie for 10th all-time in school history.
- Has a reception in 19 straight games dating back to 2014.
- Has a reception of 15+ yards in 10 straight games dating back to last season.

TE JEREMY SPRINKLE

- Has 10 career TD receptions and needs one more to set the school record for most in a career by a tight end.

RB RAWLEIGH WILLIAMS III

- Has eclipsed the 100-yard rushing mark in three of the last four games - four times total during his career.
- Arkansas is 4-0 when Williams breaks the 100-yard rushing barrier.
- Has produced 75+ yards rushing in each of Arkansas' five games this season.

DL DEATRICH WISE JR.

- Has at least a half-sack in eight of the last 10 games - 10.0 total sacks in that span.

► NATIONAL RANKINGS WATCH

Date	Associated Press	Amway USA Today Coaches	FWAA-NFF Super 16	CFP
Preseason	RV	RV	--	--
Sept. 7	RV	RV	--	--
Sept. 11	24	24	--	--
Sept. 18	17	18	16	--
Sept. 25	20	22	--	--
Oct. 2	16	17	16	--

► ASSOCIATED PRESS POLL

As of Oct. 2, 2016

Rank	Team	Record	Points
1	Alabama (53)	5-0	1514
2	Ohio State (6)	4-0	1451
3	Clemson (1)	5-0	1403
4	Michigan (1)	5-0	1334
5	Washington	5-0	1234
6	Houston	5-0	1233
7	Louisville	4-1	1160
8	Texas A&M	5-0	1113
9	Tennessee	5-0	1045
10	Miami	4-0	909
11	Wisconsin	4-1	882
12	Nebraska	5-0	821
13	Baylor	5-0	805
14	Ole Miss	3-2	712
15	Stanford	3-1	711
16	Arkansas	4-1	528
17	North Carolina	4-1	497
18	Florida	4-1	391
19	Boise State	4-0	385
20	Oklahoma	2-2	324
21	Colorado	4-1	276
22	West Virginia	4-0	240
23	Florida State	3-2	230
24	Utah	4-1	86
25	Virginia Tech	3-1	85

Others receiving votes: Western Michigan 76, UCLA 56, **LSU 49**, North Dakota State 46, **Auburn 46**, Georgia 42, Oklahoma State 41, **TCU 26**, Maryland 23, Air Force 17, San Diego State 10, Michigan State 7, South Florida 6, Arizona State 4, California 3, Indiana 3, Texas 1

Note: Bold denotes teams on Arkansas' 2016 schedule

► AMWAY COACHES POLL

As of Oct. 2, 2016

Rank	Team	Record	Points
1	Alabama (57)	5-0	1544
2	Ohio State (3)	4-0	1474
3	Clemson (2)	5-0	1437
4	Michigan	5-0	1348
5	Houston	5-0	1256
6	Washington	5-0	1250
7	Texas A&M	5-0	1132
8	Louisville	4-1	1105
9	Tennessee	5-0	1101
10	Miami	4-0	902
11	Baylor	5-0	876
12	Nebraska	5-0	860
13	Wisconsin	4-1	844
14	Ole Miss	3-2	671
15	Stanford	3-1	635
16	North Carolina	4-1	587
17	Arkansas	4-1	525
18	Florida	4-1	490
19	Boise State	4-0	341
20	West Virginia	4-0	309
21	Florida State	3-2	257
22	Oklahoma	2-2	228
23	Colorado	4-1	144
24	Utah	4-1	117
25	Western Michigan	5-0	86

Others receiving votes: **LSU 77**, Michigan State 71, Maryland 70, Georgia 65, Air Force 59, UCLA 50, Virginia Tech 50, Oklahoma State 43, **TCU 32**, South Florida 24, Arizona State 23, **Auburn 21**, Texas Tech 11, San Diego State 10, California 7, Indiana 3, Troy 3, Southern Mississippi 2, USC 2, South Alabama 2, Minnesota 2, Wake Forest 1, Appalachian State 1, Eastern Michigan 1, Middle Tennessee 1

Note: Bold denotes teams on Arkansas' 2016 schedule



▶ ALLEN'S HOT START

• Continuing one of the best starts by a QB in Arkansas history, **AUSTIN ALLEN** went 13-of-18 passing for 206 yards and a career-high tying three TDs last Saturday.

• On the season, Allen has completed 94 of 139 passes for 1,232 yards and 12 TDs against just two picks. He is one of 19 QBs in the FBS, including four in the SEC, to total 1,000-plus passing yards and at least 12 TD passes this season. In addition, the junior signal caller has thrown for 200+ yards in four consecutive games and is one of 12 QBs in the FBS, including two in the SEC, with at least four games of 200+ passing yards and at least two TD passes this season.

• With the Razorbacks' win in Week 5, Allen became just the fifth quarterback to go at least 4-1 in his first five starts for Arkansas since it joined the SEC in 1992.

MOST WINS BY AN ARKANSAS QB - FIRST 5 CAREER STARTS

Player	Year	Comp.	Att.	Yds.	TD	Int.	Record
Mitch Mustain	2006	41	72	578	9	2	5-0
Austin Allen	2016	94	139	1,232	12	2	4-1
Tyler Wilson	2011	111	172	1,517	11	3	4-1
Zak Clark	2001	47	95	528	2	2	4-1
Robby Hampton	2000	83	145	1,023	9	4	4-1

▶ ALLEN IN THE RANKINGS

• Below is a look at where Allen ranks among all FBS and SEC QBs through five games this season.

ALLEN AMONG FBS/SEC QBs (2016)

Category	Stat	FBS Rank	SEC Rank
Passing Attempts	139	50	5
Completions	94	34	4
Completion Percentage	67.6	13	2
Passing Yards	1,232	34	4
Yards/Attempt	8.9	23	2
TDs	12	20	4
Rating	167.7	15	1
Yards/Game	246.4	42	4

▶ MULTIPLE SCORING TOSSES

• Allen is the only QB in the SEC and one of seven in the FBS with multiple scoring tosses in each of the first five games this season. He is also the first quarterback in Arkansas history to toss multiple touchdown passes in each of the first five games of a season.

FBS QBs WITH MULTIPLE TD PASSES EACH GAME (2016)

Player	Team	Record	Total Pass TDs
Davis Webb	California	3-2	22
Jake Browning	Washington	5-0	17
Brent Stockstill	MTSU	4-1	15
DeShone Kizer	Notre Dame	1-4	14
Austin Allen	Arkansas	4-1	12
Brandon Silvers	Troy	4-1	12
Eric Dungey	Syracuse	3-2	11

▶ AMONG THE ARKANSAS GREATS

• Allen's 12 TD passes and 1,232 passing yards rank as the third most among Arkansas QBs since 1992 with at least 1,000 passing yards and at least 10 TDs.

ARKANSAS QB LEADERS - FIRST 5 GAMES OF A SEASON

QB	Year	Pass TDs	Pass Yards
Ryan Mallett	2010	13	1,748
Ryan Mallett	2009	13	1,422
Austin Allen	2016	12	1,232
Clint Stoerner	1998	11	1,225
Robby Hampton	2000	11	1,023

▶ IN THE RED ZONE

• Allen ranks fourth in the FBS in percentage of red zone pass attempts that have resulted in a TD this season among QBs with a minimum of 25 red zone pass attempts.

FBS LEADERS - RED ZONE ATTEMPTS/TD PASSES (2016)

Player	Team	RZ Att.	RZ TD	RZ TD %
Patrick Mahomes II	Texas Tech	25	11	44.0
Jake Browning	Washington	25	11	44.0
Chad Kelly	Miss	25	9	36.0
Austin Allen	Arkansas	28	10	35.7
Brent Stockstill	MTSU	34	10	29.4

▶ PROTECTING THE BALL

• Allen has thrown 120 straight passes without an interception, surpassing his brother Brandon Allen (2014) for sixth in school history in consecutive passes without an interception. His last interception thrown was in the second quarter against Louisiana Tech in Week 1.

ARKANSAS LEADERS - CONSECUTIVE PASSES W/O AN INTERCEPTION

Rank	Player	Year	Stat
1	Tyler Wilson	2011	184
2	Ryan Mallett	2009	141
T-3	Brandon Allen	2014-15	134
T-3	Clint Stoerner	1997-98	134
5	Barry Lunney Jr.	1992-93	123
6	Austin Allen	2016	120

• Allen is one of eight QBs in the FBS with 12 touchdowns and two or less interceptions and is one of only four Arkansas QBs since 1992 with two interceptions through the first five games of a season. The Fayetteville native ranks second in the SEC with a 6:1 touchdown to interception ratio.

▶ EFFICIENCY IS KEY

• Allen has been one of the nation's most efficient passers this season. His 167.7 passer rating is tops in the conference and ranks 15th in the FBS, while his 66.7 completion percentage is good for second in the league and 13th nationally.

• The 67.6 completion percentage is the second-best mark through the first five games of a season among Arkansas quarterbacks since 1992. Allen's mark only trails Ryan Mallett's in 2010. Mallett completed 69.3 percent of his pass through the first five games of the 2010 season.

▶ MORE NOTABLES

• Allen ranks 24th in the FBS (3rd in the SEC) in completions that result in a first down (57) and 19th in the FBS (third in the SEC) in 15+ yard completions (34).

• Allen threw for a career-high 371 yards, including 156 yards in the fourth quarter alone, and two TDs against No. 10 Texas A&M. The 371 yards are the 10th-most in an SEC game in program history.

• Allen engineered game-winning drives in each of the first two games of the season.



► GROUND HOGS

• The Razorbacks' early-season rushing success has already resulted in four individual 100-yard rushing efforts in five games this season. Under Coach Bielema, Arkansas is 18-6 when a Razorback hits the century mark. In addition, the Razorbacks hold a 10-3 mark when the team rushes for 100 yards rushing and holds its opponent below 100 yards on the ground.

• For the 39th time in school history, the Razorbacks produced multiple 100-yard rushers in the same game as freshman **RB DEVWAH WHALEY** (135) and sophomore **RB RAWLEIGH WILLIAMS III** (126) both topped the century mark on the ground last Saturday. It marked Whaley's first 100-yard effort of his career and the fourth ever for Williams, including the third of the season.

• Arkansas totaled 353 yards on the ground en route to a convincing 52-10 win over Alcorn State for the program's 150th victory at War Memorial Stadium. It was Arkansas' highest rushing total in two years (438 at Texas Tech on Sept. 13, 2014). The Razorbacks averaged 9.3 yards/rush, the eight-best average in a game in school history.

► TRIPLE-DIGIT TRIO

• Not only did Whaley and Williams eclipse the 100-yard mark, but WR Jared Cornelius hauled in four passes for 106 yards and two TDs last Saturday. It marked the eighth time in school history that Arkansas has produced multiple 100-yard rushers and one 100-yard receiver in the same game, and it was the first time since the Razorbacks win at Tennessee on Oct. 3, 2015. Prior to last season, the last time Arkansas had multiple players top the 100-yard rushing barrier and one player reel in 100-yards through the air in the same game was on Sept. 18, 2004 - Rushing: DeCori Birmingham (127), DeArrius Howard (109); Receiving: Steven Harris (133).

► RWIII CLIMBING SEC RANKINGS

• Through five games, **RAWLEIGH WILLIAMS III** has totaled 559 yards rushing and four TDs on 101 attempts and is the SEC's second-leading rusher, averaging 111.8 yards/game. Williams is one of 23 RBs in the FBS, including one of two in the SEC, with at least three 100-yard rushing games this season.

• Williams' 559 rushing yards rank second in the SEC and 12th in the FBS. He is one of only four players in the Power 5 conferences to total at least 550 rushing yards and at least four rushing TDs this season.

Player	Team	Pos.	Yards	TD
Lamar Jackson	Louisville	QB	688	14
Dalvin Cook	Florida State	RB	635	7
Ralph Webb	Vanderbilt	RB	582	5
Rawleigh Williams III	Arkansas	RB	559	4

• Williams is the only player in the SEC and one of two in the FBS (Ito Smith, Southern Miss) to rush for 75+ yards in each of the first five games of the 2016 season.

• Williams has rushed for a TD in two of the last three games. Three of his four rushing TDs on the season have come in the first half, which is tied for fourth in the SEC.

WILLIAMS AMONG FBS/SEC RUNNING BACKS (2016)

Category	Stat	FBS Rank	SEC Rank
Rushing Attempts	101	T-8	T-3
Rushing Yards	559	11	2
Rushing TDs	4	T-61	T-6
Rushing Attempts/Game	20.2	T-16	T-3
Rushing Yards/Game	111.8	18	2
100+ Yard Games	3	T-4	T-1
First Downs	28	T-7	2
10+ Yards	18	T-4	1
20+ Yards	5	T-16	T-4

► WHALEY BREAKS FREE

• **RB DEVWAH WHALEY** broke through to the end zone on a 75-yard run last Saturday against Alcorn State. The 75-yard TD run was the longest scoring rush by a freshman running back in school history since Felix Jones scored from 80-yards out against Missouri State on Sept. 3, 2005. It was Arkansas' longest play of the season and its longest run from scrimmage since Alex Collins' 80-yard touchdown run at No. 9 LSU on Nov. 14, 2015.

• Whaley averaged 15.0 yards/carry, and five of his nine carries resulted in a first down. On the season, the Texas native has rushed 33 times for 220 yards and one TD this season, averaging 6.7 yard/attempt.

• Whaley's 135 yards rushing is the most by an Arkansas freshman since Alex Collins rushed for 172 yards against Samford on Sept. 7, 2013 in Little Rock, Arkansas.

ARKANSAS LEADERS - SINGLE GAME RUSHING YARDS BY A FRESHMAN

Player	Year	Opponent	Rush Yards
Darren McFadden	2005	Georgia	190
Darren McFadden	2005	South Carolina	187
Darry Bowles	1979	Texas A&M	169
Brandon Holmes	2000	LSU	143
Darren McFadden	2005	Ole Miss	165
Alex Collins	2013	Samford	172
Felix Jones	2005	Missouri State	137
Devwah Whaley	2016	Alcorn State	135

► J-RED KEEPING IT 100

• With 106 yards and a career-high two TDs on four catches, **WR JARED CORNELIUS** topped 100 yards through the air for the second straight game. He is the first Arkansas player to have 100-yards receiving in back-to-back contests since **WR DREW MORGAN** in 2015. Cornelius is averaging 65.5 yards/game, which ranks 10th in the SEC.

• The Paul Hornung Award candidate has hauled in 14 of 16 targets this season. Eleven of his receptions have resulted in either a first down or TD, while six of his catches have gone for 20+ yards, which is tied for third in the SEC. His four TD catches are tied for second in the SEC and tied for 29th in the FBS, while his two 100-yard receiving efforts are tied for second in the conference.

• The Louisiana native has scored a TD in seven of his last nine games played dating back to 2015 with six coming through the air and two on the ground. Three of his TD grabs have come in the first half, good for a tie for second in the SEC.

► HATCHER SHINING IN SENIOR CAMPAIGN

• With 14 receptions for 281 yards and three TDs through four games played this season, **WR KEON HATCHER** is off to one of the best starts of his career, despite missing the Alcorn State game with a sore hamstring.

• Hatcher has hauled in 14 of 20 targets on the season. Eleven of his 14 catches have resulted in a first down, while nine have produced 15+ yards, which is tied for fifth in the SEC. Hatcher's 281 yards receiving rank 13th in the SEC, while his three TDs are tied for seventh. He also has 10 catches for 228 yards and two TDs in the first half this season.

• Hatcher has also reeled in a reception for a first down in 23 straight games dating back to 2013 and has caught a TD pass in seven of his last nine games dating back to 2014, including each of his last three games.

HATCHER'S LAST SIX GAMES (2015-PRES.)

Date	Opp.	Rec.	Yds.	TD
9/24/16	No. 10 Texas A&M	3	77	1
9/17/16	Texas State	3	96	1
9/10/16	at No. 15 TCU	2	22	1
9/3/16	LA Tech	6	86	0
9/12/15	Toledo	7	92	0
9/5/15	UTEP	6	106	2
Totals		27	479	5



► FACING THE NATION'S TOP-RANKED TEAM

• Arkansas will face the No. 1 team in the Associated Press poll for the 22nd time in program history and the eighth time at Donald W. Reynolds Razorback Stadium on Saturday.

• Three of the Razorbacks' last five showdowns against the No. 1 team in the nation have been against Alabama.

► SPRINKLE LOOKS TO SET TD RECORD

• A John Mackey Award candidate, **TE JEREMY SPRINKLE** tied 2010 Mackey Award winner D.J. Williams for first in program history in TD catches among tight ends (10) when he hauled in his third TD grab of the season in the second quarter against Texas State on Sept. 17.

• Sprinkle has reeled in a TD pass in three of five games this season and has totaled seven TDs through his last eight games dating back to 2015. His three TD catches this season are tied for seventh in the SEC, tied for second in the SEC among tight ends and are tied for fifth in the FBS among tight ends.

• 30 of Sprinkle's last 42 receptions have resulted in either a first down or a touchdown dating back to last season. Additionally, 22 of those receptions have gone for at least 10 yards, including nine for 20 yards or more.

• Last season, Sprinkle caught 27 passes for 389 yards and led all SEC TEs with six TD catches, good for a tie for ninth among FBS TEs. All six of Sprinkle's scoring grabs came during the final seven games of the season. Against Mississippi State, Sprinkle equaled the program single-game record and tied for the most TDs by an FBS tight end in 2015 with three.

• The White Hall, Arkansas, native ranks second in the SEC in active career TD catches among tight ends (10).

Rank	Player	Team	TD Catches
1	Evan Engram	Ole Miss	11
2	Jeremy Sprinkle	Arkansas	10
3	O.J. Howard	Alabama	5
4	C.J. Conrad	Kentucky	3
5	Jason Reese	Missouri	2

► MORGAN CONTINUES TO BE A RELIABLE TARGET

• For the third time this season, **WR DREW MORGAN** paced the Razorbacks in receptions as he hauled in four passes for 47 yards last Saturday. With team highs in catches (28) and yards (301) and one TD through five games in 2016, Morgan continues to show why he has been one of the Razorbacks' most reliable targets over the last two years. He became the second Razorback to hit the 100-career catch plateau in as many weeks and moved into 15th place all-time in school history with 101 career receptions when he pulled in a 12-yard pass in the second quarter against Alcorn State.

• Morgan's 28 receptions rank fourth in the SEC and are tied for 29th in the FBS, while his 18 catches for a first down are tied for the SEC lead and tied for 22nd in the FBS.

• Though he began last season as Arkansas' No. 3 or No. 4 wide receiver, **DREW MORGAN** took advantage of injuries and increased playing time to become one of the SEC's best wide receivers. Morgan tallied three 100-yard receiving games in 2015, all against SEC opponents, and became the first Razorback to accomplish that feat since Jarius Wright in 2011.

• Morgan led the SEC in TD catches during the regular season (10) and in league games (8). In four of his last six SEC games, Morgan hauled in a TD pass, including three at Ole Miss to go along with his 100+ yard performance. The three TD catches in the Hogs' thrilling OT victory against the Rebels tied for the most in an SEC game during the 2015 season. Morgan ended his junior campaign with a TD reception in five of eight conference contests and as only the fourth player in school history to haul in double-digit TD passes during a single season.

► MULTIPLE SCORING THREATS

• A total of 11 different Arkansas players have scored either a rushing or receiving TD this season. Last Saturday, three different Razorbacks scored their first-career TD (Devwah Whaley - rush, T.J. Hammonds - rush, La'Michael Pettway - catch). In addition, 13 players have made a catch, eight have made multiple catches, and five have caught TD passes this season.

► 2016 RAZORBACK TRENDS

Overall	4-1
vs. SEC	0-1
Non-Conference	4-0
Home	3-0
Away	1-0
Neutral	0-1
Day Games	2-0
Night Games (6 p.m. start or later)	2-1
vs. Top 25 teams	1-1
TV games	4-1
on SEC Network	1-0
on SEC Network-Alternate	2-0
on ESPN	1-1
on ESPN2	0-0
on ESPNU	0-0
on CBS	0-0
on ABC	0-0

OFFENSE

When scoring first	3-1
When opponents score first	1-0
When leading at halftime	3-0
When trailing at halftime	0-0
When tied at halftime	1-1
When leading after third quarter	3-0
When trailing after third quarter	1-1
When tied after third quarter	0-0
In overtime games	1-0
When scoring less than 20 points	0-0
When scoring 20+ points	2-1
When scoring 30+ points	3-0
When scoring 40+ points	3-0
When allowing less than 20 points	1-0
When allowing 20+ points	2-1
When allowing 30+ points	1-1
When rushing for < 100 yards	0-0
When rushing for 100+ yards	4-1
When rushing for 200+ yards	2-0
When passing for 200+ yards	3-1
When passing for 250+ yards	0-1
When passing for 300+ yards	0-1
When totaling < 300 yds total offense	1-0
When gaining 300+ yds total offense	3-1

DEFENSE

When allowing < 100 yds rushing	2-0
When allowing 100+ yds rushing	2-1
When allowing 200+ yds rushing	0-1
When allowing < 200 yds passing	2-0
When allowing 200+ yards passing	2-1
When allowing 250+ yards passing	1-0
When allowing 300+ yards passing	1-0
When allowing < 300 yds total offense	2-0
When allowing 300+ yds total offense	2-1
When having a 100-yard rusher	3-0
When opp. have a 100-yard rusher	0-1
When having no turnovers	1-0
When having less than 3 turnovers	4-0
When having 3 or more turnovers	0-1
When having no takeaways	0-0
When having < 3 takeaways	3-1
When having 3 or more takeaways	1-0
When having more than 30:00 TOP	3-1
When having less than 30:00 TOP	1-0



► RECEIVING TALENT RUNS DEEP

• Arkansas has one of the SEC's best receiving units as three Razorbacks rank among the top nine of the conferences' active career leaders in TD receptions.

SEC ACTIVE LEADERS - CAREER TD RECEPTIONS

Rank	Player	Team	Years	TD
1	Josh Reynolds	Texas A&M	2014-16	21
T-2	Keon Hatcher	Arkansas	2012-16	14
T-2	Fred Ross	Mississippi State	2013-16	14
T-4	Travin Dural	LSU	2013-16	13
T-4	Drew Morgan	Arkansas	2014-16	12
T-6	Quincy Adebeyejo	Ole Miss	2013-16	11
T-6	Malachi Dupre	LSU	2014-16	11
T-6	Evan Ingram	Ole Miss	2013-16	11
T-9	Christian Kirk	Texas A&M	2015-16	10
T-9	Calvin Ridley	Alabama	2015-16	10
T-9	Jeremy Sprinkle	Arkansas	2013-16	10

► THE ENOS EFFECT

• In 2015, **DAN ENOS'** first season at the helm of the offense, Arkansas threw for 3,000 yards and rushed for 2,000 yards for the first time in the same season.

• The Razorbacks totaled 467 points last season, which were the most in a single season since 2011 (478), while 305 first downs were a school record. Additionally, Arkansas led the SEC with 34.4 points per conference game.

• Arkansas averaged 46.3 points over the last seven games of the season, nearly 10 points more than any other SEC program over its final seven contests. The Razorbacks also scored 50+ points four times over the final six regular season games, breaking the previous program single-season record of three set in 1910, 1916 and 2007.

• Through five games in 2016, Arkansas has put together 2,217 yards of total offense, including 400 or more yards in each of its last four games, produced 180 total points, and topped the 40-point plateau in three of the last four games. The Razorbacks have now produced 40 or more points in eight of their last 12 games dating back to 2015.

ARKANSAS' OFFENSIVE PRODUCTION (2014-PRES.)

Category	2016 (SEC Rank)	2015 (SEC Rank)	2014 (SEC)
Total Offense	434.4 (6)	465.5 (2)	406.0 (8)
Scoring Offense	36.0 (5)	35.9 (2)	31.9 (7)
Passing Offense	246.4 (5)	268.2 (3)	188.0 (11)
Rushing Offense	197.0 (6)	197.3 (4)	218.0 (5)
Total Yards	2,217 (6)	6,051 (3)	5,278 (8)
Yards/Play	6.4 (4)	6.83 (2)	5.76 (8)
First Downs	119 (5)	305 (3)	288 (7)

► 10+ YARD PLAYS

• One of the keys to Arkansas' success on offense is its ability to produce plays that result in 10 or more yards from the line of scrimmage. The Razorbacks have manufactured 86 plays that gained at least 10 yards this season, good for third in the SEC and tied for 16th in the FBS.

• Last season the Razorbacks were able to rip off 209 plays of 10 or more yards, which ranked fourth in the SEC and were its most since leading the SEC in 2011 with 217.

SEC LEADERS - 10+ YARD PLAYS (2016)

Rank	Team	10+ Yard Plays
1	Ole Miss	95
2	Auburn	87
3	Arkansas	86
4	Missouri	83
5	Texas A&M	79

► SKIPPER'S BLOCK PARTY

• **OL DAN SKIPPER** added another blocked kick to his resume when he got his hand on a 41-yard attempt in the fourth quarter against Alcorn State last Saturday and is now two blocked kicks away from tying the FBS record for career blocked kicks.

• Skipper used his 6-10, 319-pound frame to block No. 15 TCU's 28-yard field goal try with 10 seconds remaining, sending the game into OT on Sept. 10. It was the first by an FBS team in the fourth quarter of a tie game against a ranked opponent since Georgia Tech in 2015 against Florida State.

SKIPPER'S CAREER BLOCKED KICKS (2013-PRES.)

Date	Opponent	Surface	Blocks
10/1/16	Alcorn State	Turf	1
9/10/16	at No. 15 TCU	Grass	1
09/12/15	Toledo	Turf	1
11/28/14	at No. 14 Missouri	Turf	1
09/21/13	at Rutgers	Turf	1
10/05/13	at Florida	Grass	1
11/23/13	Mississippi State	Turf	1
Total			7

► REMAINING DISCIPLINED

• Remaining disciplined has been a staple of Bielema's coaching career. In six of the past seven years, Bielema-coached teams have ranked in the top 30 nationally in fewest penalties per game. The Razorbacks are tied for fourth in the SEC and 36th in the FBS with 5.4 penalties per game this season.

PENALTIES PER GAME - BIELEMA-COACHED TEAMS (2009-15)

Year	Penalties/Game	Conference Rank	National Rank
2015	4.2	1	8
2014	5.2	6	T-36
2013	4.1	2	T-12
2012	3.8	1	5
2011	4.7	4	23
2010	3.2	1	1
2009	5.3	7	T-28

► OVERTIME WINS

• With the 41-38 win in double overtime at No. 15 TCU in Week 2, the Razorbacks improved to 12-6 all-time in overtime games and are tied with Tennessee for the most overtime appearances and wins in FBS history.

Team	Total	Wins	Losses	Pct.
Arkansas	18	12	6	.667
Tennessee	18	12	6	.667
Utah	17	9	8	.529
TCU	17	8	9	.471
Fresno State	17	7	10	.412
Missouri	16	11	5	.688
Oregon	16	9	7	.563

► SACKS ALLOWED

• The Razorback offensive line led the SEC in fewest sacks allowed (14) in 2015 for the third straight year. Arkansas was also one of only 13 teams nationally that allowed 14 or fewer sacks. Through five games this season, the Hogs rank fourth in the conference in sacks allowed (7), which is tied for 32nd nationally.

SEC LEADERS - FEWEST SACKS ALLOWED (LAST FOUR SEASONS)

Rank	Team	2016	2015	2014	2013	Total
1	Arkansas	7	14	14	8	43
2	Auburn	13	19	15	18	65
3	Georgia	15	15	17	22	69
4	Alabama	10	26	16	17	69
5	LSU	8	17	25	25	75



► A WISE HOG

• A Bednarik Award and Nagurski Trophy candidate, **DL DEATRICH WISE JR.** has recorded at least a half-sack in four of five games this season and now has 10.0 sacks through his last 10 games, including at least a half-sack in eight of the last nine regular-season contests dating back to 2015. Wise has at least 0.5 tackles for loss in all five contests this season, totaling a team-high tying 4.0 during that span.

• Wise moved into a tie for 10th in school history with 16.0 career sacks when he recorded a sack in the second quarter against Alcorn State last Saturday.

► TOP-TIER PASS RUSHER

• With 16.0 career sacks, Wise ranks fifth among SEC active career leaders, which also ranks 19th in the FBS.

SEC ACTIVE LEADERS - CAREER SACKS

Rank	Player	Team	Pos.	Career Sacks
1	Myles Garrett	Texas A&M	DL	27.0
2	Derek Barnett	Tennessee	DL	24.0
3	Jonathan Allen	Alabama	DL	22.0
4	Marquis Haynes	Ole Miss	DL	20.5
5	Deatrich Wise Jr.	Arkansas	DL	16.0

► DOMINANT 10-GAME STRETCH

• In his last 10 games played dating back to 2015, Wise has been a force to be reckoned with for opposing offenses. Below is a look at Wise's numbers during his last 10 games compared to the previous 10 contests.

LAST 10 GAMES VS. PREVIOUS 10 GAMES

	Tackles	Tackles For Loss	Sacks
Last 10 Games	41	11.0	10.0
Previous 10 Games	16	5.5	3.0

► AT HIS BEST AGAINST THE BEST

• A Texas native, Wise has recorded 11 of his 16.0 career sacks against SEC opponents, including at least a half-sack in six of the last 10 conference games he's played in.

• Wise tallied 31 tackles - including 10.5 for loss - and eight sacks in 13 games played last season. All eight of his sacks came during SEC play, which led the league in that category.

► LEDBETTER MAKING PRESENCE KNOWN

• **DL JEREMIAH LEDBETTER** has recorded 21 total tackles, including 2.5 for loss, 2.5 sacks, two pass breakups, and one forced fumble through five games in 2016.

• Ledbetter's 21 tackles rank fifth on the team, while his 2.5 sacks rank second on the team and are tied for 18th in the SEC.

• Ledbetter registered a career-high 1.5 sacks against Texas State in Week 3 and has recorded at least a half-sack in five of the last nine games dating back to last season, including three of five contests in 2016.

► BIG GAME BAKER

• **P TOBY BAKER** ranks eight in the nation and second in the SEC with a 46.1 average on the season and has placed a punt inside the 20 in 13 of his last 14 games played dating back to last season.

• Baker punted six times for an average of 50.7 with only two punts returned at No. 15 TCU. The Ray Guy Award candidate pushed his streak of consecutive punts over 50 yards to seven after his first five punts all went over 50 yards.

• His eight punts of 50+ yards in the first four games are two more than his career total entering the year.

► PULLEY BURSTING ONTO THE SCENE

• **DB RYAN PULLEY** has looked the part of one of the nation's top DBs this season. Through five games, the sophomore from Fort Myers, Florida, is tied for third in the FBS in both passes defended (8) pass breakups (7). He is one of six players in the FBS with six PBUs and at least one interception this season.

• Pulley's second career interception came in the second quarter against Texas State when he jumped a route in the flats, then picked off the pass and returned it 25 yards to the end zone.

FBS PLAYERS WITH 7 PBUs/1 INT (2016)

Rank	Name	Team	Int.	PBU	PD
1	Breon Borders	Duke	2	9	11
2	Andre Chachere	SJSU	2	7	9
3	Rashard Fant	Indiana	1	7	8
2	Torry McTyer	UNLV	1	7	8
4	Ryan Pulley	Arkansas	1	7	8
4	Ahkello Witherspoon	Colorado	1	7	8

► ELLIS-GREENLAW TACKLING DUO

• The linebacker duo of **BROOKS ELLIS** and **DRE GREENLAW** has combined for 266 tackles (126 solo), 17.0 tackles for loss, 2.5 sacks, eight QB hurries, three interceptions, two forced fumbles and three fumble recoveries through the last 18 games dating back to 2015. Additionally, Ellis and Greenlaw are one of two linebacker pairs in the SEC to each record an interception this season.

• Ellis or Greenlaw has paced the Razorbacks in tackles in 13 of the last 15 contests, dating back to last season (Greenlaw: 7, Ellis: 6). **Below is a list of games that either Ellis or Greenlaw led the team in tackles:**

Opponent	Date	Player	Tackles
Texas Tech	9/19/15	Ellis	12
No. 14 Texas A&M	9/26/15	Greenlaw	5
at Tennessee	10/3/15	Greenlaw	10
at No. 8 Alabama	10/10/15	Ellis	15
Auburn	10/24/15	Greenlaw	16
UT Martin	10/31/15	Greenlaw	10
at No. 9 LSU	11/14/15	Greenlaw	12
Miss. State	11/21/15	Ellis	15
Missouri	11/27/15	Ellis/Beanum	6
Louisiana Tech	9/3/16	Greenlaw/3 others	7
at TCU	9/10/16	Ellis	13
Texas State	9/17/16	Ellis	7
No. 10 Texas A&M	9/24/16	Greenlaw	11

► GREENLAW, HOGS LEADING TACKLER

• Greenlaw is Arkansas' leading tackler this season with 35, which is tied for 10th in the SEC. He has paced the Hogs in tackles in two of the first five contests - most recently against No. 10 Texas A&M with 11. It was the fifth time in his career that he has recorded double-digit tackles.

► ELLIS CHASING 300

• A Butkus Award candidate, **LB BROOKS ELLIS** is 59 tackles away from becoming the 16th Razorback in history to total 300 in a career. Ellis currently has 34 total tackles this season, which are tied for the most through the first five games of a season in his career and good for a tie for 12th in the SEC.

• For the seventh time in his career, Ellis tallied double-digit tackles as he registered a team-best 13, a career-best 3.0 tackles for loss and an interception returned for a TD at No. 15 TCU in Week 2. The 13 tackles were the most by Ellis since registering 15 against Mississippi State on Nov. 21, 2015. Ellis' 3.0 tackles for loss against TCU were the most by a Razorback since **DB JARED COLLINS** had 3.0 against UAB on Oct. 25, 2014. It was his fourth career interception, which is tied for Arkansas' active career lead, and was the first interception return for a TD by a Razorback since former **DB ROHAN GAINES** (100 yards) against Ole Miss on Nov. 22, 2014.



KEON HATCHER reached the 100-catch plateau and extended his streak to 23 consecutive games with a reception for a first down against Texas A&M.



► MISCELLANEOUS OFFENSIVE STATS

GAMES WITH A RECEPTION

Player	'13	'14	'15	'16	Career
Austin Cantrell	--	--	--	4	4
Jared Cornelius	--	8	8	4	20
Keon Hatcher	8	13	2	4	28
Cody Hollister	--	7	1	2	10
Hayden Johnson	--	--	--	1	1
Damon Mitchell	--	0	3	0	3
Drew Morgan	0	7	13	5	25
LaMichael Pettway	--	--	--	1	1
Dominique Reed	--	--	10	3	13
Jeremy Sprinkle	3	7	10	5	25
Deon Stewart	--	--	--	1	1
Kody Walker	0	1	1	1	4
Rawleigh Williams III	--	--	4	2	6

5+ RECEPTIONS

Player	'13	'14	'15	'16	Career
Jared Cornelius	--	0	1	1	2
Keon Hatcher	1	3	2	1	7
Drew Morgan	0	0	7	3	10
Dominique Reed	--	--	1	0	1
Jeremy Sprinkle	--	--	1	0	1

20+ YARD RECEPTION

Player	'13	'14	'15	'16	Career
Jared Cornelius	--	2	6	6	14
Keon Hatcher	5	6	3	2	16
Cody Hollister	--	0	1	0	1
Damon Mitchell	--	0	1	0	1
Drew Morgan	0	4	12	3	19
Dominique Reed	--	--	8	2	10
Jeremy Sprinkle	1	0	7	1	9

40+ YARD RECEPTION

Player	'13	'14	'15	'16	Career
Jared Cornelius	--	0	1	0	1
Keon Hatcher	1	2	0	2	5
Damon Mitchell	--	0	1	0	1
Drew Morgan	--	1	1	0	2
Dominique Reed	--	--	3	0	3
Jeremy Sprinkle	1	0	2	0	3

FIRST DOWN RECEPTIONS

Player	'13	'14	'15	'16	Career
Austin Cantrell	--	--	--	2	2
Jared Cornelius	--	11	20	10	41
Keon Hatcher	19	28	10	10	68
Cody Hollister	--	6	3	5	14
Hayden Johnson	--	--	--	1	1
Drew Morgan	--	7	43	18	68
Damon Mitchell	--	0	4	--	4
Dominique Reed	--	--	21	2	23
Jeremy Sprinkle	2	4	17	7	30
Deon Stewart	--	--	--	1	1
Kody Walker	0	1	0	--	1
Rawleigh Williams III	--	--	1	1	2

100 YARDS RECEIVING

Player	'13	'14	'15	'16	Career
Jared Cornelius	--	0	0	2	2
Drew Morgan	--	0	3	--	3
Keon Hatcher	0	1	1	--	2
Dominique Reed	--	--	1	--	1

GAMES WITH A RECEIVING TD

Player	'13	'14	'15	'16	Career
Jared Cornelius	--	2	3	3	8
Keon Hatcher	2	6	1	3	13
Cody Hollister	--	1	0	--	1
Damon Mitchell	--	0	1	--	1
Drew Morgan	--	1	7	1	9
LaMichael Pettway	--	--	--	1	1
Dominique Reed	--	--	5	--	5
Jeremy Sprinkle	0	1	4	2	7

GAMES WITH MULTIPLE RECEIVING TDS

Player	'13	'14	'15	'16	Career
Jared Cornelius	--	0	0	1	1
Keon Hatcher	0	0	1	--	1
Drew Morgan	0	0	2	--	2
Dominique Reed	--	--	1	--	1
Jeremy Sprinkle	0	0	1	--	1

10+ YARD RUNS

Player	'13	'14	'15	'16	Career
Jared Cornelius	--	1	3	--	4
TJ Hammonds	--	--	--	1	1
Keon Hatcher	4	2	0	--	6
Cody Hollister	--	0	0	2	2
Damon Mitchell	--	4	1	--	5
Dominique Reed	--	--	1	2	3
Kody Walker	2	2	9	2	15
Devwah Whaley	--	--	--	5	5
Rawleigh Williams III	--	--	5	18	23

20+ YARD RUNS

Player	'13	'14	'15	'16	Career
Jared Cornelius	--	0	1	--	1
Keon Hatcher	1	1	0	--	2
Cody Hollister	--	0	0	2	2
Kody Walker	0	0	3	--	3
Devwah Whaley	--	--	--	1	1
Rawleigh Williams III	--	--	1	5	6

RUSHING FIRST DOWNS

Player	'13	'14	'15	'16	Career
Austin Allen	--	3	0	3	6
Jared Cornelius	--	1	3	1	5
Juan Day	--	--	1	--	1
TJ Hammonds	--	--	--	2	2
Keon Hatcher	4	2	0	--	6
Cody Hollister	--	0	0	2	2
Damon Mitchell	--	5	1	--	6
Dominique Reed	--	--	1	2	3
Kody Walker	2	1	22	7	35
Devwah Whaley	--	--	--	8	8
Rawleigh Williams III	--	--	10	28	38

100 YARDS RUSHING

Player	'13	'14	'15	'16	Career
Devwah Whaley	--	--	--	1	1
Rawleigh Williams III	--	--	1	3	4

GAMES WITH A RUSHING TD

Player	'13	'14	'15	'16	Career
Austin Allen	--	1	0	1	2
Jared Cornelius	--	0	2	--	2
TJ Hammonds	--	--	--	1	1
Keon Hatcher	0	1	0	--	1
Cody Hollister	--	0	0	1	1
Damon Mitchell	--	0	1	--	1
Dominique Reed	--	--	1	--	1
Kody Walker	0	1	5	1	9
Devwah Whaley	--	--	--	1	1
Rawleigh Williams III	--	--	1	3	4

GAMES WITH MULTIPLE RUSHING TDS

Player	'13	'14	'15	'16	Career
Kody Walker	0	0	1	--	3
Rawleigh Williams III	--	--	0	1	1



► STUFFING THE RUN

- Arkansas' run defense has held three of its five opponents this season below their season rushing average.
- The Razorbacks have ranked second in the SEC in rushing defense each of the last two seasons. In 2015, Arkansas allowed only 116.5 rushing yards per game, good for 12th nationally, despite playing some of the better rushing offenses in the country. **The Razorbacks have held 15 of their last 18 opponents below their season rushing average dating back to 2015:**

Opponent	RuYds All.	Rush YPG	Difference
UTEP	58	147.3	-89.3
Toledo	81	207.9	-126.9
Texas Tech	171	191.3	-20.3
vs. Texas A&M	65	171.7	-104.1
at Tennessee	133	223.7	-90.7
at Alabama	134	199.9	-65.9
Auburn	162	196.3	-34.3
UT Martin	139	163.2	-24.2
Ole Miss	222	183.1	38.9
LSU	59	257.42	-198.4
Mississippi St.	123	144.1	-21.1
Missouri	88	115.4	-27.4
Kansas State	79	157.7	-78.7
Louisiana Tech	79	172.6	-87.8
TCU	195	169.8	-1.0
Texas State	22	72.8	-31.7
Texas A&M	366	258.6	129
Alcorn State	155	187.3	-32.3
Totals	129.5	178.9	-49.4

► 28-POINT MARK UNDER ROBB SMITH

- Arkansas has held its opponent to 28 points or less in 22 of 31 games played under defensive coordinator Robb Smith. The Razorbacks are 16-6 when allowing 28 points or less since Smith joined the program prior to the 2014 season.

► PICKING 'EM OFF

- Arkansas has picked off five passes through the first five games this season, which is currently the fifth-most in the SEC and tied for 31st in the nation. However, the Hogs have done more than just make the interception as three of those picks have been returned for touchdowns.
- The three interception returns for a touchdown is currently tied with Wyoming for the second-most in the FBS and trails only Ohio State (4).

- Arkansas tied the school season record for interception returns for a touchdown (3) when Henre' Toliver took one back 70 yards against Alcorn State. Ryan Pulley and Brooks Ellis each have an interception return for a touchdown also.

► GETTING BEHIND THE LINE OF SCRIMMAGE

- Nine different Razorbacks have recorded at least 2.0 tackles for loss this season, led by Brooks Ellis and Deatrich Wise, who each have 4.0. Of those nine, five have 2.5 or more, which is the second-most of any team in the SEC behind only Texas A&M (8).
- Last week against Alcorn State, the Hogs racked up 10.0 tackles for a loss, its highest total in a game this season and highest since totaling 11.0 against UTEP last season.

- Nine players had at least 0.5 tackles for loss against the Braves, which is the most since 2015 against UTEP (12 players).

► BRINGING 'EM DOWN

- As a team, Arkansas has totaled 321 tackles this season by 37 different players, the second largest number of players with at least one tackle this year in the SEC. Kentucky and Vanderbilt are tied with Arkansas for second, while Ole Miss leads all SEC teams with 44 different players with at least one tackle.
- Dre Greenlaw leads all Arkansas defensive players with 35 tackles, tied for 10th in the SEC. 19 of those stops have been solo as he is averaging 7.0 tackles per game.

► MISCELLANEOUS DEFENSIVE STATS

DOUBLE-DIGIT TACKLES

Player	'13	'14	'15	'16	Career
Jared Collins	0	1	0	--	1
Brooks Ellis	2	1	3	1	7
Dre Greenlaw	--	--	4	1	5
Kevin Richardson	--	0	2	--	2
Josh Williams	--	1	0	--	1

TEAM LEADER IN TACKLES

Player	'13	'14	'15	'16	Career
Tevin Benum	--	0	1	--	1
De'Andre Coley	--	--	0	1	1
Brooks Ellis	0	0	4	2	6
Dre Greenlaw	--	--	5	2	7
De'Jon Harris	--	--	--	1	1
Jeremiah Ledbetter	--	--	1	--	1
Josh Liddell	--	0	1	--	1
Santos Ramirez	--	--	0	1	1
Kevin Richardson	--	0	2	1	3
Henre' Toliver	--	0	1	1	2
Josh Williams	--	1	0	--	1
Deatrich Wise	0	0	0	1	1

GAMES WITH A SACK (Half sacks included)

Player	'13	'14	'15	'16	Career
McTelvin Agim	--	--	--	1	1
Tevin Beenum	--	0	3	--	3
Austin Capps	--	--	--	1	1
Jared Collins	0	1	0	--	1
DJ Dean	0	0	1	--	1
Brooks Ellis	1	1	2	--	4
Dre Greenlaw	--	--	1	--	1
Bijon Jackson	--	--	0	2	2
Taiwan Johnson	0	3	2	1	6
Jeremiah Ledbetter	--	--	3	3	6
Brandon Lewis	1	0	0	1	2
Randy Ramsey	--	0	--	2	2
Karl Roesler	--	--	1	1	2
Henre' Toliver	--	1	0	--	1
Josh Williams	--	1	0	--	1
JaMichael Winston	0	0	0	1	1
Deatrich Wise	4	2	5	4	16

MULTIPLE SACKS (1.5 sacks or more)

Player	'13	'14	'15	'16	Career
Taiwan Johnson	0	1	0	--	1
Jeremiah Ledbetter	--	--	0	1	1
Deatrich Wise	0	1	2	--	3



DEATRICH WISE JR. has 10 sacks over his last 10 games played and ranks tied for 10th in program history with 16 career sacks.



▶ RAZORBACKS IN THE NFL

#PRHOGS

Name	Pos	NFL Team	Experience
Brandon Allen	QB	Jacksonville Jaguars	R
Alvin Bailey	OL	Cleveland Browns	4
Alex Collins	RB	Seattle Seahawks	R
Knile Davis	RB	Kansas City Chiefs	4
AJ Derby	TE	New England Patriots	2
Trey Flowers	DL	New England Patriots	2
Brett Goode	LS	Green Bay Packers	9
Chris Gragg*	TE	Buffalo Bills	4
Cobi Hamilton ^	WR	Pittsburgh Steelers	1
Hunter Henry	TE	San Diego Chargers	R
Javonte Herndon*	WR	San Diego Chargers	2
Denver Kirkland	OL	Oakland Raiders	R
Mitchell Loewen**	DE	New Orleans Saints	R
Ryan Mallett	QB	Baltimore Ravens	6
Darren McFadden**	RB	Dallas Cowboys	8
Jason Peters	OL	Philadelphia Eagles	13
Darius Philon	DL	San Diego Chargers	2
Chris Smith	DE	Jacksonville Jaguars	3
Martrell Spaight	LB	Washington Redskins	2
Travis Swanson	OL	Detroit Lions	3
Robert Thomas	DT	New York Giants	1
Sebastian Tretola	OL	Tennessee Titans	R
Jonathan Williams	RB	Buffalo Bills	R
Jarius Wright	WR	Minnesota Vikings	5

* Reserve/Injured

** Reserve/Non-Football Injury

^ on practice squad

▶ ARKANSAS ACTIVE CAREER LEADERS

PASSING YARDS

Austin Allen 1,420 (103 of 158)

RUSHING YARDS

Rawleigh Williams III 813 (157 attempts)

Kody Walker 739 (175 attempts)

RECEIVING YARDS

Keon Hatcher 1,404 (100 receptions)

Drew Morgan 1,325 (101 receptions)

Jared Cornelius 867 (56 receptions)

Jeremy Sprinkle 698 (53 receptions)

Dominique Reed 588 (32 receptions)

TOUCHDOWNS

Keon Hatcher 15 (14 receiving, 1 rushing)

Kody Walker 14 (14 rushing)

Drew Morgan 12 (12 receiving)

Jared Cornelius 11 (9 receiving, 2 rushing)

Jeremy Sprinkle 10 (10 receiving)

Rawleigh Williams III 5 (5 rushing)

TACKLES

Brooks Ellis 241 (102 solo, 139 assist)

Dre Greenlaw 130 (65 solo, 65 assist)

TACKLES FOR LOSS

Deatrich Wise Jr. 21.5 (140 yards)

Brooks Ellis 19.5 (52 yards)

Taiwan Johnson 15.0 (71 yards)

SACKS

Deatrich Wise Jr. 16.0 (123 yards)

INTERCEPTIONS

DJ Dean 4 (9 yards)

Brooks Ellis 4 (138 yards)

Henre' Toliver 4 (128 yards)

Josh Liddell 3 (2 yards)

▶ TIME OF POSSESSION

• Arkansas ranks second in the SEC and 15th nationally in time of possession per game (34:25.40). The Razorbacks have led the SEC in time of possession each of the last two seasons. Bielema is 68-25 all-time when his team wins the time of possession battle. Arkansas has possessed the ball longer than its opponent in 14 of its last 19 contests. The Razorbacks are averaging a 9-minute, 50 second advantage in possession time against its opponents this season.

▶ GOING FOR TWO

• Needing a successful two-point conversion to tie the game late in the fourth quarter against No. 15 TCU, the Razorbacks relied on some trickery to complete the conversion, using a double-reverse before **WR KEON HATCHER** found quarterback **QB AUSTIN ALLEN** in the end zone.

• Since the hiring of **OC DAN ENOS**, Arkansas has been successful on all five of its two-point conversion attempts over the last two years. The Razorbacks successfully converted four two-point conversions in 2015, which was the most in the SEC and second highest total in the nation.

• Each of the Razorbacks' last two-point conversions were similar plays that involved a receiver throwing to the quarterback for the score. Last season against Mississippi State, Jared Cornelius threw a pass into the hands of then quarterback Brandon Allen.

▶ FOUR-DOWN TERRITORY

• **COACH BIELEMA** didn't shy away from going for it on fourth down in Arkansas' season-opening win against Louisiana Tech. The Razorbacks went a perfect 3 of 3 on fourth down, highlighted by **QB AUSTIN ALLEN'S** eventual game-winning TD pass to **TE JEREMY SPRINKLE** with 6:37 left in the fourth quarter.

• Arkansas was one of three FBS teams to convert 100 percent of its fourth-down attempts during the opening week (minimum of three attempts) and one of five teams to convert three fourth downs in its first game.

• The Razorbacks have converted 13 of its last 18 fourth-down attempts dating back to last season. Arkansas has at least one fourth down attempt in 35 of 42 games (36 of 62) under Coach Bielema.

▶ NEW HIRES

• **COACH BIELEMA** made three additions to his coaching staff following the 2015 season. **PAUL RHOADS** joins the staff as defensive backs coach after spending the last 16 years as either a head coach or defensive coordinator at Iowa State, Pittsburgh and Auburn, including the last seven seasons as Iowa State's head coach. **KURT ANDERSON** comes to Fayetteville to coach the offensive line after spending the last three years with the Buffalo Bills as assistant offensive line coach. In 2015, the Bills led the NFL in rush yards per game (152.0) and yards per rush (4.8), and were fifth in the AFC in total offense (360.9). **REGGIE MITCHELL** enters his first season at Arkansas as running backs coach. A coaching veteran with over 30 years of experience, Mitchell spent the last six seasons at Kansas where he was the running backs coach and the program's recruiting coordinator the last two years. Over his career, Mitchell has coached or recruited 33 players that have been selected in the NFL Draft, including six first round picks.

▶ 2016 CAPTAINS

• Following practice on Aug. 25, **COACH BIELEMA** announced **LB BROOKS ELLIS**, **OL DAN SKIPPER**, **RB KODY WALKER** and **DL DEATRICH WISE JR.**, as the team's 2016 captains. The captains were voted on by their teammates. Below is a look at Arkansas' team captains under Bielema for the previous three seasons:

2016: LB Brooks Ellis, OL Dan Skipper, RB Kody Walker, DL Deatrich Wise Jr.

2015: QB Brandon Allen, LB Brooks Ellis, RB Jonathan Williams, DL JaMichael Winston

2014: QB Brandon Allen, OL Brey Cook, DL Trey Flowers, DB Alan Turner

2013: FB Kiero Small, DL Chris Smith, OL Travis Swanson, DL Robert Thomas



► 2016 TEAM STATS COMPARISON

CATEGORY	ARKANSAS	ALABAMA
Scoring Offense	36.0	44.0
Total Offense	443.4	484.4
Rushing Offense	197.0	231.6
Passing Offense	246.4	252.8
Scoring Defense	23.2	13.0
Total Defense	374.4	256.4
Pass Defense	211.0	188.0
Rushing Defense	163.4	68.4
Kickoff Return Avg.	17.18	22.11
Punt Return Avg.	9.71	19.67
Time of Possession	34:25	33:02
3rd Down Conv. Pct.	41.7%	48.7%
Opp. 3rd-D Conv. Pct.	47.8%	27.8%
TO Margin	0.60	0.60
Net Punting	42.76	41.44
Fumbles Recovered	5	5
Passes Intercepted	5	3
Fumbles Lost	5	4
Turnovers Gained	10	8
Turnovers Lost	7	5
Passing Efficiency	166.49	145.32
Pass Efficiency Defense	115.08	110.56
Fewest Penalties	27	31
Fewest Yards Penalized	227	228
Sacks	2.60	3.40
Sacks Allowed	1.40	2.00
Tackles for Loss	6.0	6.6
First Downs	119	111
First Downs Allowed	86	63
Red Zone Offense	0.815	0.957
Red Zone Defense	0.722	0.750

► 2016 CONFERENCE (FBS) RANKS

CATEGORY	ARKANSAS	ALABAMA
Scoring Offense	5 (43)	1 (13)
Total Offense	6 (52)	5 (30)
Rushing Offense	6 (48)	4 (26)
Passing Offense	5 (55)	4 (52)
Scoring Defense	8 (47)	2 (9)
Total Defense	6 (52)	2 (8)
Pass Defense	5 (46)	2 (27)
Rushing Defense	10 (73)	1 (3)
Kickoff Return Avg.	14 (116)	7 (56)
Punt Return Avg.	7 (48)	1 (6)
Time of Possession	2 (14)	3 (23)
3rd Down Conv. Pct.	8 (55)	2 (23)
Opp. 3rd-D Conv. Pct.	13 (115)	1 (14)
TO Margin	3 (31)	3 (31)
Net Punting	2 (10)	5 (18)
Fumbles Recovered	3 (15)	3 (15)
Passes Intercepted	5 (31)	11 (79)
Fumbles Lost	9 (104)	6 (83)
Turnovers Gained	2 (19)	9 (47)
Turnovers Lost	6 (58)	2 (23)
Passing Efficiency	1 (14)	6 (45)
Pass Efficiency Defense	9 (35)	4 (25)
Fewest Penalties	5 (47)	10 (74)
Fewest Yards Penalized	4 (36)	5 (39)
Sacks	5 (38)	2 (17)
Sacks Allowed	4 (31)	7 (57)
Tackles for Losses	6 (61)	3 (45)
First Downs	5 (28)	7 (40)
First Downs Allowed	6 (43)	1 (9)
Red Zone Offense	8 (77)	2 (10)
Red Zone Defense	6 (24)	8 (29)

► THE SERIES VS. ALABAMA

Alabama leads the series 18-8

Date	UA/Opp Rnk	Site	Result
Jan. 1, 1961	9/1	New Orleans, La.	L, 3-10
Jan. 1, 1980	6/2	New Orleans, La.	L, 9-24
Sept. 19, 1992	NR/9	Little Rock, Ark.	L, 11-38
Sept. 18, 1993	NR/2	Tuscaloosa, Ala.	W, 3-43@
Sept. 17, 1994	NR/12	Fayetteville, Ark.	L, 6-13
Sept. 16, 1995	NR/13	Tuscaloosa, Ala.	W, 20-19
Sept. 21, 1996	NR/13	Little Rock, Ark.	L, 7-17
Sept. 20, 1997	NR/11	Tuscaloosa, Ala.	W, 17-16
Sept. 26, 1998	NR/22	Fayetteville, Ark.	W, 42-6
Sept. 25, 1999	14/NR	Tuscaloosa, Ala.	L, 28-35
Sept. 23, 2000		Fayetteville, Ark.	W, 28-21
Sept. 22, 2001		Tuscaloosa, Ala.	L, 10-31
Sept. 28, 2002		Fayetteville, Ark.	L, 12-3
Sept. 27, 2003	9/NR	Tuscaloosa, Ala.	W, 34-31 (20T)
Sept. 25, 2004		Fayetteville, Ark.	W, 27-10
Sept. 24, 2005		Tuscaloosa, Ala.	L, 13-24^
Sept. 23, 2006	NR/22	Fayetteville, Ark.	W, 24-23 (20T)
Sept. 15, 2007	16/NR	Tuscaloosa, Ala.	L, 38-41^
Sept. 20, 2008	NR/9	Fayetteville, Ark.	L, 14-49
Sept. 26, 2009	NR/3	Tuscaloosa, Ala.	L, 7-35
Sept. 25, 2010	10/1	Fayetteville, Ark.	L, 20-24
Sept. 24, 2011	14/3	Tuscaloosa, Ala.	L, 14-38
Sept. 15, 2012	NR/1	Fayetteville, Ark.	L, 0-52
Oct. 19, 2013	NR/1	Tuscaloosa, Ala.	L, 0-52
Oct. 11, 2014	NR/7	Fayetteville, Ark.	L, 13-14
Oct. 10, 2015	NR/8	Tuscaloosa, Ala.	L, 14-27

@ - Arkansas victory by NCAA-imposed forfeit

^ - Win vacated due to NCAA Committee on Infractions penalty

► INSIDE THE SERIES

All-Time Record: Alabama leads 18-8

In Fayetteville: Alabama leads 6-4

Streak: L4

In Tuscaloosa: Alabama leads 8-4

Streak: L6

Games Decided by 7 Points Or Less: Alabama leads 6-5

► ON THIS DATE: OCT. 8

Year	Opponent	Result	Score
1906	Drury	T	0-0
1921	Drury	W	40-0
1927	Baylor	W	13-6
1932	at TCU	L	12-34
1938	Baylor	L	6-9
1949	at Baylor	L	13-35
1955	at Baylor	L	20-25
1960	No. 3 Baylor	L	14-28
1966	No. 12 Baylor	L	0-7
1988	Texas Tech+	W	31-10
1994	at Tennessee	L	21-38
2005	Louisiana-Monroe+	W	44-15
2011	No. 15 Auburn	W	38-14

+ - Little Rock, Ark.

• In 2011, Arkansas controlled No. 15 Auburn for a strong 24 point victory, led by QB Tyler Wilson, who threw for 262 yards and two touchdowns. Joe Adams had 141 all-purpose yards, 92 of them on the ground on what was his only rushing attempt in the game.

• In 1988, Ken Hatfield led the Hogs to a 10-3 record, including a 31-10 victory over Texas Tech in Little Rock. It was one of 10 straight victories the Hogs rolled off to start the year, en route to an SWC title and Cotton Bowl berth.



In his career, **DARREN MCFADDEN** ran for 402 yards over three games against the Crimson Tide, including a two score, 195 yard performance in 2007.

► AGAINST ALABAMA

100-YARD RUSHING PERFORMANCES

Player	Date	Rushes	Yards	TDs
Cedric Cobbs	9/27/03	36	198	1
Darren McFadden	9/15/07	33	195	2
Madre Hill	9/26/98	20	120	1
Oscar Malone	9/17/94	9	113	0
Darren McFadden	9/23/06	25	112	1
Madre Hill	9/16/95	26	105	0

300-YARD PASSING PERFORMANCES

Player	Date	C-A	Yards	TDs
Ryan Mallett	9/25/10	25-38	357	1
Clint Stoerner	9/25/99	24-52	316	1

100-YARD RECEIVING PERFORMANCES

Player	Date	Rec.	Yards	TDs
Jarius Wright	9/25/10	6	131	0
Anthony Eubanks	9/20/97	7	104	1

TOTALS

100-Yard Rushing Games (Players): 6 (4)

300-Yard Passing Games (Players): 2 (2)

100-Yard Receiving Games (Players): 2 (2)



HEAD COACH BRET BIELEMA

► THE COACH B FILE

COACHING HISTORY

2013-Pres.	Arkansas (Head Coach)
2006-12	Wisconsin (Head Coach)
2004-05	Wisconsin (Def. Coord./Linebackers)
2002-03	Kansas State (Co-Def. Coord./LB)
1996-2001	Iowa (Linebackers)
1994-95	Iowa (Graduate Assistant)

PLAYING HISTORY

1989-92	Iowa (Defensive Tackle)
---------	-------------------------

POSTSEASON EXPERIENCE

HEAD COACH

Arkansas	2016 Liberty Bowl
	2014 Texas Bowl
Wisconsin	2013 Rose Bowl
	2012 Rose Bowl
	2011 Rose Bowl
	2009 Champs Sports Bowl
	2008 Champs Sports Bowl
	2008 Outback Bowl
	2007 Capital One Bowl

ASSISTANT COACH

Wisconsin	2006 Capital One Bowl
	2005 Outback Bowl
Kansas State	2004 Fiesta Bowl
	2002 Holiday Bowl
Iowa	2001 Alamo Bowl
	1997 Sun Bowl
	1996 Alamo Bowl
	1995 Sun Bowl

PLAYER

Iowa	1991 Rose Bowl
	1991 Holiday Bowl

► BY THE NUMBERS

106

Coch Bielema has had **106** 100-yard rushers over his 10 seasons as a head coach at Arkansas and Wisconsin.

100

During coach Bielema's 3 years at Arkansas, a league-high **100** Razorbacks have earned a spot on the SEC Fall Academic Honor Roll.

19

A former walk-on at Iowa, coach Bielema has awarded **19** scholarships to walk-ons at Arkansas since 2013.

14

14 Razorbacks have been selected in the NFL Draft over the last three years, good for fourth-most in the SEC over that span.

2

In the last 5 years, coach Bielema has mentored **2** QBs that have led the FBS in QBR Rating in Brandon Allen (2015) & Russell Wilson (2011).



► YEAR-BY-YEAR HEAD COACHING RECORD

Year	School	Overall	Conference	Bowl	Final Ranking
2006	Wisconsin	12-1	7-1 (T-2nd)	Capital One (Beat No. 12 Arkansas, 17-14)	No. 7
2007	Wisconsin	9-4	5-3 (4th)	Outback (Lost to No. 16 Tennessee, 21-17)	No. 24
2008	Wisconsin	7-6	3-5 (T-6th)	Champs Sports (Lost to Florida St., 42-13)	--
2009	Wisconsin	10-3	5-3 (T-4th)	Champs Sports (Beat No. 14 Miami, 20-14)	No. 16
2010	Wisconsin	11-2	7-1 (T-1st)	Rose (Lost to No. 3 TCU, 21-19)	No. 7
2011	Wisconsin	11-3	6-2 (1st)	Rose (Lost to No. 6 Oregon, 45-38)	No. 10
2012	Wisconsin	8-5	4-4 (1st)	Rose (Lost to No. 8 Stanford, 20-14)*	--
2013	Arkansas	3-9	0-8 (7th West)	--	--
2014	Arkansas	7-6	2-5 (7th West)	Texas (Beat Texas, 31-7)	--
2015	Arkansas	8-5	5-3 (T-3rd West)	Liberty (Beat Kansas State, 45-23)	--
2016	Arkansas	4-1	0-1	--	--
TOTALS		90-45	44-36	4-4	

^ - Won Big Ten Championship Game | * - Did not coach in Rose Bowl and loss is not reflected in record

The University of Arkansas captivated the college football world by naming Bret Bielema the 32nd head coach in Razorback history on December 2012. Since arriving in Fayetteville, Bielema, who enters his fourth season on The Hill, has in turn captivated the passionate Razorback fan base and the state with the culture he is creating and the standards he is holding the program to.

Throughout his head coaching career, Bielema has won three conference championships and coached 13 first-team All-Americans, numerous award winners, 39 NFL Draft picks and NFL superstars. Among the NFL players coached by Bielema are three-time Defensive Player of the Year J.J. Watt, Super Bowl winning quarterback Russell Wilson and No. 1 overall draft pick and eight-time Pro Bowler Joe Thomas.

Backed by his "Five Edges" to success, Bielema represented the qualities Arkansas was looking for: a leader of young men who holds student-athletes responsible both on and off the field and a coach who has a proven record of winning championships.

Bielema's recruitment philosophy of building a program on "uncommon" men have yielded record-setting results in the classroom. Arkansas posted a 2.94 team GPA in the spring of 2015, the highest recorded mark on record. Helping build the record-setting team GPA were 40 student-athletes on the Southeastern Conference (SEC) Fall Academic Honor Roll, good for the most in the conference. During Bielema's three seasons, Arkansas leads the SEC with 100 student-athletes on the SEC Fall Academic Honor Roll, while the 40 honorees in 2015 is the most by one school since he joined the league.

In 2015, Arkansas' off the field success was accompanied by on the field results to the tune of winning six of its last seven games and finishing in a tie for third place in the SEC West with a 5-3 mark. The Razorbacks displayed the resolve of their head coach by bouncing back from a tough start to pick up three SEC road wins and two overtime victories in conference action. Arkansas' wins at Tennessee, Ole Miss and LSU marked the first time in program history that the Razorbacks won three road games against teams that finished in the final Associated Press Top 25 poll.

Arkansas' surge in late October through November set up a Liberty Bowl matchup with Kansas State and one of Bielema's mentors head coach Bill Snyder. For the second-straight year the Razorbacks capped the season with a win in front of a large contingent of Arkansas fans, defeating Kansas State 45-23. With the win, Bielema became the first coach in program history to win back-to-back bowl games while Arkansas is the only SEC West team to win a bowl game each of the last two years.



HEAD COACH BRET BIELEMA

A key ingredient in Arkansas' success in 2015 was its balance and efficiency on offense. The Razorbacks led the SEC in scoring in conference games (34.4) while reaching 50+ points four times during the final six regular season games, breaking the previous program single-season record of three set in 1910, 1916 and 2007. Arkansas was the only school in the SEC and one of eight nationally to have both a 3,000-yard passer and 1,000-yard rusher during the regular season. Brandon Allen's 30 touchdowns through the air and Alex Collins' program record 20 scores on the ground made them the only duo in the nation to hit those statistical peaks.

Individual records and postseason accolades stacked up during and after the 2015 season, highlighted by junior tight end Hunter Henry winning the John Mackey Award. A consensus first-team All-American, Henry led all FBS tight ends with 739 yards receiving, as Arkansas became the first program to have two players win the John Mackey Award. Collins became just the third player in SEC history to start his career with three straight seasons of 1,000-yards rushing en route to earning All-America third team honors from Athlon. Paving the way for Collins was senior offensive lineman Sebastian Tretola, who was the co-recipient of the Jacobs Blocking trophy as the SEC's top blocker. Tretola was named a first-team All-American by Sports Illustrated and a second-team All-American by three other outlets.

Bielema is building Arkansas into a pro-style football program that prepares players for the NFL. He has had 39 draft picks in 10 seasons, good for the second-most among current head coaches with 10 years or less experience.

Since Bielema's arrival, a total of 14 Razorbacks have been selected in the NFL Draft which ranks as the fourth-most among SEC programs during that span. After having four defensive players chosen in the 2015 NFL Draft - the school's most since 1989 - Arkansas saw five offensive players find NFL homes during the 2016 draft. The five offensive players taken were the second-most from one school in the 2016 NFL Draft.

Henry was not only the first Razorback taken in the 2016 NFL Draft but also the first tight end selected when he went in the second round to the San Diego Chargers. Jonathan Williams (Buffalo Bills) and Collins (Seattle Seahawks) became just the second running back duo since Arkansas greats Darren McFadden and Felix Jones in 2008 to be picked in the top five rounds of the same NFL Draft when they both went in the fifth round. Less than 30 picks after Collins, both Tretola (Tennessee Titans) and Allen (Jacksonville Jaguars) came off the board in the sixth round to round out the program's most offensive players taken in the same draft since 2008.

Arkansas closed 2014 and its second season under Bielema by winning three of its final four games against traditional powers LSU, Ole Miss and Texas. The victories marked the first time in school history the Hogs have defeated those three teams in the same season. The Razorbacks finished 7-6 with a 31-7 victory over Texas in the AdvoCare V100 Texas Bowl, marking Arkansas' first winning season since 2011.

Bielema has always prided himself on a balanced offensive attack and that is exactly what the Razorbacks accomplished in 2014. Running backs Williams and Collins were the only FBS teammates to rush for more than 1,000 yards each and both players finished in the top five of the SEC in rushing totals.

Arkansas was the SEC's most improved defense in 2014, allowing just 19.2 points per game. With an 11.9 points per game improvement from the previous season, the Razorbacks had the seventh-most improved defense in the nation. Arkansas became the first unranked team in college football history to post back-to-back shutouts over ranked opponents after blanking No. 20 LSU and No. 8 Ole Miss. Senior linebacker and consensus first-team All-SEC selection Martrell Spaight was the first Razorback to ever lead the SEC with 128 total tackles.

In his first season at Arkansas (2013), the Razorbacks had five student-athletes named Freshmen All-Americans: Collins, offensive linemen Denver Kirkland and Dan Skipper, Henry and defensive tackle Darius Philon. Collins was named the SEC Freshman of the Year.

Bielema lettered from 1989-92 at Iowa after joining the program as a walk-on. He earned a scholarship after his first year and was a member of Iowa's 1990 Big Ten championship team. A starter as a junior in 1991, he was a team co-captain as a senior. Bielema signed a free agent contract with the Seattle Seahawks and later completed his playing career with the Milwaukee Mustangs of the Arena Football League.

A 1992 graduate of Iowa with a degree in marketing, Bielema married his wife, Jen, on March 10, 2012.

► PRO READY

- With the NFL's rosters trimmed to 53 on Sept. 3, all five of Arkansas' 2016 draft picks earned a spot on an opening week roster with the team that selected them. Since Bielema arrived, Arkansas ranks fourth in the SEC with 14 NFL Draft picks over the last three years.
- Coach Bielema has had a player at every offensive and defensive position selected in the NFL Draft except a safety.
- Coach Bielema has had at least four players taken in an NFL Draft in seven of his 10 years as a head coach.

► BEING BRET BIELEMA

Four new episodes of the mini-series "BEING Bret Bielema" produced by Sports Talk with Bo and JM Associates made their way to prime time in August on ESPNU. Each 30-minute episode will re-air throughout the college football season on ESPNU.

► COACH B's RECORD WHEN ...

Scoring First.....	67-22
Opponent Scores First.....	23-23
Leading After 1st Quarter.....	59-13
Leading At Halftime.....	71-14
Leading After 3rd Quarter.....	79-13
Scoring 20+ Points.....	83-21
Scoring 30+ Points.....	69-6
Scoring 40+ Points.....	41-1
Scoring 50+ Points.....	19-1
Scoring 60+ Points.....	8-0
Scoring 70+ Points.....	5-0
Scoring 80+ Points.....	1-0
400+ Yards Total Offense.....	60-14
500+ Yards Total Offense.....	21-3
600+ Yards Total Offense.....	10-0
200+ Rushing Yards.....	56-13
300+ Rushing Yards.....	20-0
400+ Rushing Yards.....	7-0
500+ Rushing Yards.....	2-0
200+ Passing Yards.....	49-20
300+ Passing Yards.....	10-4
20+ First Downs.....	66-19
40 percent+ 3rd-Down Conv.	68-18
2 or Fewer Turnovers.....	79-32
15 or Fewer Points Allowed.....	45-2
20 or Fewer Points Allowed.....	60-7
300 or Less Yds Total Off Allowed.....	47-5
150 or Less Rush Yds Allowed.....	68-23
100 or Less Rush Yds Allowed.....	41-12
150 or Less Pass Yds Allowed.....	33-8
100 or Less Pass Yds Allowed.....	14-4
15 or Less 1st Downs Allowed.....	45-5
2+ Turnovers Forced.....	48-16
More Rush Yards.....	82-19
More Pass Yards.....	50-15
Fewer Turnovers.....	44-10
More Time of Possession.....	68-25
More First Downs.....	75-18
Fewer Penalties.....	40-19
1 Penalty.....	3-2
2-5 Penalties.....	57-22
6-9 Penalties.....	29-18
10+ Penalties.....	1-3
Special Teams Touchdown.....	10-3
100-Yard Rusher.....	72-15
200-Yard Passer.....	47-19
100-Yard Receiver.....	24-12
100-Yd Rusher+200-Yd Passer.....	10-6



GAME NOTES

AUSTIN ALLEN is the first QB in Arkansas history to toss multiple touchdown passes in each of the first five games of a season.



► OFFENSE

WR1 80 Drew Morgan (Sr., 6-0, 193) - OR -
1 Jared Cornelius (Jr., 5-11, 212)

WR2 4 Keon Hatcher (Sr., 6-2, 207)
81 Cody Hollister (Sr., 6-4, 209)

TE 83 Jeremy Sprinkle (Sr., 6-6, 256)
44 Austin Cantrell (R-Fr., 6-4, 269)

LT 70 Dan Skipper (Sr., 6-10, 319)
64 Jake Hall (So., 6-5, 266)

LG 51 Hjalte Froholdt (So., 6-4, 318)
62 Johnny Gibson (So., 6-4, 344)

C 72 Frank Ragnow (Jr., 6-5, 319)
75 Zach Rogers (So., 6-1, 306)

RG 50 Jake Raulerson (Jr., 6-4, 301)
74 Colton Jackson (R-Fr., 6-6, 300)

RT 60 Brian Wallace (So., 6-6, 335)
79 Jalen Merrick (R-Fr., 6-4, 327)

QB 8 Austin Allen (Jr., 6-1, 209)
5 Ty Storey (R-Fr., 6-2, 212)

RB 22 Rawleigh Williams III (So., 5-10, 226)
24 Kody Walker (Sr., 6-2, 240)
21 Devwah Whaley (Fr., 5-11, 216)

FB 34 Kendrick Jackson (So., 6-1, 255)
44 Austin Cantrell (R-Fr., 6-4, 269)

► DEFENSE

DE 97 Tevin Benum (Jr., 6-4, 251)
96 Karl Roesler (Jr., 6-1, 256) - OR -
10 Randy Ramsey (So., 6-4, 228)

DT 94 Taiwan Johnson (Sr., 6-2, 284)
41 Austin Capps (Fr., 6-4, 309) - OR -
78 Bijhon Jackson (Jr., 6-2, 335)

DT 55 Jeremiah Ledbetter (Sr., 6-3, 280)
3 McTelvin Agim (Fr., 6-3, 289)

DE 48 Deatrich Wise Jr. (Sr., 6-5, 271)
6 JaMichael Winston (Sr., 6-4, 260)

SLB 21 Josh Williams (Sr., 6-1, 249)
10 Randy Ramsey (So., 6-4, 228)

MLB 51 Brooks Ellis (Sr., 6-2, 245)
8 De'Jon Harris (Fr., 6-0, 255)

WLB 23 Dre Greenlaw (So., 6-0, 226)
35 Dwayne Eugene (Jr., 6-1, 235)

CB 29 Jared Collins (Sr., 5-11, 173)
2 DJ Dean (Sr., 5-11, 199)

FS 28 Josh Liddell (Jr., 6-1, 210) - OR -
20 De'Andre Coley (Jr., 6-1, 214)
38 Reid Miller (So., 5-9, 197)

SS 9 Santos Ramirez (So., 6-2, 205) - OR -
20 De'Andre Coley (Jr., 6-1, 214)
15 Nate Dalton (R-Fr., 6-3, 190)

CB 5 Henre' Toliver (Jr., 6-1, 185) - OR -
11 Ryan Pulley (So., 5-11, 198)

► SPECIAL TEAMS

K 9 Cole Hedlund (So., 5-10, 171)
48 Adam McFain (Sr., 6-0, 187)

P 37 Toby Baker (Sr., 6-3, 215)
8 Blake Johnson (R-Fr., 6-0, 193)

KO 42 Connor Limpert (Fr., 6-1, 176)
48 Adam McFain (Sr., 6-0, 187)

KS 49 Robert Decker (Jr., 6-0, 249)
56 Matt Emrich (Sr., 6-3, 198)

DS 56 Matt Emrich (Sr., 6-3, 198)
49 Robert Decker (Jr., 6-0, 249)

H 56 Matt Emrich (Sr., 6-3, 198)
37 Toby Baker (Sr., 6-3, 215)

KOR 13 Deon Stewart (R-Fr., 5-11, 164)
6 T.J. Hammonds (Fr., 5-10, 197)

PR 1 Jared Cornelius (Jr., 5-11, 212)
80 Drew Morgan (Sr., 6-0, 193)



► NUMERICAL ROSTER

No	Name	Pos	Ht	Wt	Cl/Exp	Hometown (HS/Other)
1	Jared Cornelius	WR	5-11	212	Jr./2L	Shreveport, La. (Evangel Christian Academy)
2	DJ Dean	DB	5-11	199	Sr./3L	Newton, Texas (Newton HS)
3	McTelvin Agim	DL	6-3	289	Fr./HS	Texarkana, Texas (Hope HS [Ark.])
3	Dominique Reed	WR	6-3	175	Sr./1L	Camden, Ark. (Fairview HS/Coffeyville CC [Kan.])
4	Keon Hatcher	WR	6-2	207	Sr./3L	Owasso, Okla. (Owasso HS)
4	Alexy Jean-Baptiste	LB	6-2	231	Fr./HS	Pompano Beach, Fla. (Coconut Creek HS)
5	Ty Storey	QB	6-2	212	R-Fr./RS	Charleston, Ark. (Charleston HS)
5	Henre' Toliver	DB	6-1	185	Jr./2L	Marrero, La. (Archbishop Rummel HS)
6	T.J. Hammonds	RB	5-10	197	Fr./HS	Little Rock, Ark. (Robinson HS)
6	JaMichael Winston	DL	6-4	260	Sr./3L	Pritchard, Ala. (Vigor HS)
7	Briston Guidry	DL	6-3	294	Fr./HS	Metairie, La. (Archbishop Rummel HS)
7	Damon Mitchell	RB	6-2	215	Jr./1L	Egg Harbor City, N.J. (Cedar Creek HS)
8	Austin Allen	QB	6-1	209	Jr./2L	Fayetteville, Ark. (Fayetteville HS)
8	De'Jon Harris	LB	6-0	255	Fr./HS	Harvey, La. (John Ehret HS)
8	Blake Johnson	P	6-0	193	R-Fr./RS	Long Beach, Calif. (Los Alamitos HS)
9	Cole Hedlund	K	5-10	171	So./1L	Argyle, Texas (Argyle HS)
9	Santos Ramirez	DB	6-2	205	So./1L	Shreveport, La. (Evangel Christian Academy)
9	Ricky Town	QB	6-3	214	R-Fr./RS	Thousand Oaks, Calif. (St. Bonaventure HS/USC)
10	Jordan Jones	WR	6-1	184	Fr./HS	Smackover, Ark. (Smackover HS)
10	Randy Ramsey	DE	6-4	228	So./1L	Fort Lauderdale, Fla. (Dillard HS)
11	Will Gragg	TE	6-4	254	R-Fr./RS	Dumas, Ark. (Dumas HS)
11	Ryan Pulley	DB	5-11	198	So./1L	Fort Myers, Fla. (Island Coast HS)
11	Britto Tutt	DB	6-2	177	So./JC	Augusta, Ga. (Academy of Richmond County/Ventura College [Calif.])
13	Deon Stewart	WR	5-11	164	R-Fr./RS	Highland, Ark. (Highland HS)
14	Carson Proctor	QB	6-4	211	Fr./HS	Vero Beach, Fla. (Vero Beach HS)
14	River Warnock	WR	5-11	185	So./HS	North Little Rock, Ark. (North Little Rock HS/Crowder College [Mo.])
15	Nate Dalton	DB	6-3	190	R-Fr./RS	Baton Rouge, La. (Cypress Falls HS)
15	Cole Kelley	QB	6-7	258	Fr./HS	Lafayette, La. (Teurlings Catholic HS)
16	La'Michael Pettway	WR	6-2	216	R-Fr./RS	Nashville, Ark. (Nashville HS)
17	Kofi Boateng	WR	6-1	183	Fr./HS	Arlington, Texas (Lamar HS)
18	Cameron Colbert	WR	6-1	208	So./1L	Little Rock, Ark. (Pulaski Academy)
18	Jack Lindsey	QB	6-3	184	Fr./HS	Fayetteville, Ark. (Springdale HS)
19	Anthony Antwine	TE	6-4	222	Jr./2L	Plano, Texas (Plano Senior HS)
19	Giovanni LaFrance	LB	6-1	255	Fr./HS	New Orleans, La. (Saint Augustine HS)
20	Troy Allison	WR	6-1	193	So./SQ	McGregor, Texas (McGregor HS)
20	De'Andre Coley	DB	6-1	214	Jr./2L	Miami, Fla. (Northwestern HS)
21	Devwah Whaley	RB	5-11	216	Fr./HS	Beaumont, Texas (Central HS)
21	Josh Williams	LB	6-1	249	Sr./2L	Fort Lauderdale, Fla. (Dillard HS/Dodge City CC [Kan.])
22	Deon Edwards	DB	6-1	205	Fr./HS	Clermont, Fla. (Lake Minneola HS)
22	Rawleigh Williams III	RB	5-10	226	So./1L	Dallas, Texas (Bishop Lynch HS)
23	Dre Greenlaw	LB	6-0	226	So./1L	Fayetteville, Ark. (Fayetteville HS)
24	Ryder Lucas	DB	6-0	190	So./1L	The Woodlands, Texas (The Woodlands College Park HS)
24	Kody Walker	RB	6-2	240	Sr./3L	Jefferson City, Mo. (Jefferson City HS)
25	Micahh Smith	DB	6-0	195	Fr./HS	Marshall, Texas (Marshall HS)
26	Matt Dodson	DB	5-10	208	Jr./SQ	McKinney, Texas (Boyd HS)
26	Justice Hobbs	RB	5-10	220	Fr./HS	Farmington, Ark. (Farmington HS)
27	Khalia Hackett	LB	6-2	223	Jr./2L	Douglasville, Ga. (South Paulding HS)
28	Josh Liddell	DB	6-1	210	Jr./2L	Pine Bluff, Ark. (Dollarway Senior HS)
29	Jared Collins	DB	5-11	173	Sr./3L	Tulsa, Okla. (Booker T. Washington HS)
30	Kevin Richardson II	DB	6-0	178	Jr./2L	Jacksonville, Ark. (Jacksonville HS)
31	Connor McPherson	RB	5-7	208	Jr./SQ	The Woodlands, Texas (College Park HS)
31	Grant Morgan	LB	5-11	220	Fr./HS	Greenwood, Ark. (Greenwood HS)
32	Dylan Calhoun	DB	5-10	185	So./TR	Waxahachie, Texas (Waxahachie HS)
32	Hayden Johnson	FB	6-3	248	Fr./HS	Columbia, Mo. (Rock Bridge HS)
33	Dee Walker	LB	6-2	208	Fr./HS	Moultrie, Ga. (Colquitt County HS)
34	Kendrick Jackson	FB	6-1	255	So./1L	Haynesville, La. (Haynesville HS)
35	Dwayne Eugene	LB	6-1	235	Jr./2L	Marrero, La. (Archbishop Rummel HS)
36	Cory Hollowell	DB	6-2	202	So./HS	Corona, Calif. (Orange Lutheran HS)
37	Toby Baker	P	6-3	215	Sr./1L	Memphis, Tenn. (Memphis University HS)
37	Devin Buckner	DB	5-10	190	Fr./HS	Pine Bluff, Ark. (White Hall HS)
38	Reid Miller	DB	5-9	197	So./1L	Holidaysburg, Pa. (IMG Academy [Fla.])
39	Juan Day	RB	6-1	214	So./1L	North Little Rock, Ark. (North Little Rock HS)
39	Byron Keaton	DB	5-10	183	R-Fr./RS	Camden, Ark. (Fairview HS)
40	Jamario Bell	TE	6-5	252	R-Fr./RS	Junction City, Ark. (Junction City HS)
41	Austin Capps	DL	6-4	309	Fr./HS	Star City, Ark. (Star City HS)
41	Chris Jones	FB	5-11	249	Jr./2L	DeQueen, Ark. (DeQueen HS)
42	Connor Limpert	K	6-1	176	Fr./HS	Allen, Texas (Allen HS)
42	Jonathan Marshall	DL	6-4	299	Fr./HS	Shepherd, Texas (Shepherd HS)
43	George Madden	LS	6-1	230	R-Fr./RS	Blanchard, Okla. (Blanchard HS)
44	Austin Cantrell	TE	6-4	269	R-Fr./RS	Roland, Okla. (Roland HS)

► ALPHABETICAL ROSTER

No	Name	Pos
3	McTelvin Agim	DL
8	Austin Allen	QB
20	Troy Allison	WR
19	Anthony Antwine	TE
37	Toby Baker	P
97	Tevin Beanum	DL
40	Jamario Bell	TE
17	Kofi Boateng	WR
53	Ben Brasuell	LB
37	Devin Buckner	DB
32	Dylan Calhoun	DB
44	Austin Cantrell	TE
41	Austin Capps	DL
46	Damani Carter	FB
18	Cameron Colbert	WR
20	De'Andre Coley	DB
29	Jared Collins	DB
1	Jared Cornelius	WR
15	Nate Dalton	DB
39	Juan Day	RB
98	Daytrion Dean	DL
2	DJ Dean	DB
49	Robert Decker	LS
26	Matt Dodson	DB
22	Deon Edwards	DB
51	Brooks Ellis	LB
56	Matt Emrich	LS/H
86	Tobias Enlow	WR
35	Dwayne Eugene	LB
51	Hjalte Froholdt	OL
62	Johnny Gibson	OL
11	Will Gragg	TE
23	Dre Greenlaw	LB
7	Briston Guidry	DL
89	Grayson Gunter	TE
27	Khalia Hackett	LB
91	Elias Hale	DL
64	Jake Hall	OL
67	Tyler Hall	OL
6	T.J. Hammonds	RB
71	Jackson Hannah	OL
8	De'Jon Harris	LB
45	Josh Harris	LB
4	Keon Hatcher	WR
69	Dylan Hays	OL
9	Cole Hedlund	K
55	Jake Heinrich	OL
26	Justice Hobbs	RB
81	Cody Hollister	WR
36	Cory Hollowell	DB
78	Bijhon Jackson	DL
74	Colton Jackson	OL
34	Kendrick Jackson	FB
4	Alexy Jean-Baptiste	LB
8	Blake Johnson	P
32	Hayden Johnson	FB
94	Taiwan Johnson	DL
41	Chris Jones	FB
10	Jordan Jones	WR
39	Byron Keaton	DB
15	Cole Kelley	QB
87	Jack Kraus	TE
19	Giovanni LaFrance	LB
54	Blake Lagrone	DL
55	Jeremiah Ledbetter	DL
99	Brandon Lewis	DL
28	Josh Liddell	DB
42	Connor Limpert	K
18	Jack Lindsey	QB
24	Ryder Lucas	DB



GAME NOTES

► NUMERICAL ROSTER

No	Name	Pos	Ht	Wt	Cl/Exp	Hometown (HS/Other)
45	Josh Harris	LB	5-10	239	So./1L	Pine Bluff, Ark. (Watson Chapel HS)
46	Damani Carter	FB	6-0	241	So./1L	Fayetteville, Ark. (Fayetteville HS)
47	Matt Reynolds	LB	6-1	211	Jr./SQ	McKinney, Texas (McKinney HS)
48	Adam McFain	K	6-0	187	Sr./2L	Greenwood, Ark. (Greenwood HS)
48	Deatrich Wise Jr.	DL	6-5	271	Sr./3L	Carrollton, Texas (Hebron HS)
49	Robert Decker	LS	6-0	249	Jr./SQ	Greenwich, Conn. (Greenwich HS/UConn)
50	Jake Raulerson	OL	6-4	301	Jr./TR	Celina, Texas (Celina HS/Texas)
51	Brooks Ellis	LB	6-2	245	Sr./3L	Fayetteville, Ark. (Fayetteville HS)
51	Hjalte Froholdt	OL	6-4	318	So./1L	Svendborg, Denmark (IMG Academy [Fla.])
52	T.J. Smith	DL	6-3	285	R-Fr./RS	Moultrie, Ga. (Colquitt County HS)
53	Ben Brasuell	LB	6-1	218	Fr./HS	Benton, Ark. (Benton HS)
53	Tyler Phillips	LB	6-1	232	R-Fr./RS	North Little Rock, Ark. (North Little Rock HS)
54	Blake Lagrone	DL	6-4	215	Fr./HS	Pine Bluff, Ark. (Watson Chapel HS)
55	Jake Heinrich	OL	6-4	295	Fr./HS	Urbandale, Iowa (Urbandale HS)
55	Jeremiah Ledbetter	DL	6-3	280	Sr./1L	Orlando, Fla. (Gainesville HS [Ga.]/Hutchinson CC [Kan.])
56	Matt Emrich	LS/H	6-3	198	Sr./3L	El Dorado, Ark. (El Dorado HS)
60	Brian Wallace	OL	6-6	335	So./1L	Florissant, Mo. (Christian Brothers College HS)
61	Cooper Sone	OL	6-2	277	R-Fr./SQ	Fayetteville, Ark. (Fayetteville HS)
62	Johnny Gibson	OL	6-4	344	So./1L	Dumas, Ark. (Dumas HS)
64	Jake Hall	OL	6-5	266	So./1L	Springdale, Ark. (Har-Ber HS)
67	Tyler Hall	OL	6-4	296	Fr./HS	Maumelle, Ark. (Maumelle HS)
69	Dylan Hays	OL	6-3	294	Fr./HS	Little Rock, Ark. (Little Rock Christian)
70	Dan Skipper	OL	6-10	319	Sr./3L	Arvada, Colo. (Ralston Valley HS)
71	Jackson Hannah	OL	6-2	282	So./SQ	Bentonville, Ark. (Bentonville HS)
72	Frank Ragnow	OL	6-5	319	Jr./2L	Victoria, Minn. (Chanhassen HS)
73	Deion Malone	OL	6-3	296	Jr./JC	Batesville, Miss. (South Panola HS/Northwest CC [Miss.])
74	Colton Jackson	OL	6-6	300	R-Fr./RS	Conway, Ark. (Conway HS)
75	Zach Rogers	OL	6-1	306	So./1L	Carrollton, Texas (Hebron HS)
76	Paul Ramirez	OL	6-6	299	Jr./JC	Rialto, Calif. (Rialto HS/San Bernardino Valley CC [Calif.])
78	Bijhon Jackson	DL	6-2	335	Jr./2L	El Dorado, Ark. (El Dorado HS)
79	Jalen Merrick	OL	6-4	327	R-Fr./RS	Oak Hill, Fla. (New Smyrna Beach HS)
80	Drew Morgan	WR	6-0	193	Sr./3L	Greenwood, Ark. (Greenwood HS)
81	Cody Hollister	WR	6-4	209	Sr./2L	Bend, Ore. (Mountain View HS/Arizona Western)
82	Luke Rossi	WR	5-11	197	So./1L	Edmond, Okla. (North HS)
83	Jeremy Sprinkle	TE	6-6	256	Sr./3L	White Hall, Ark. (White Hall HS)
84	D'Vone McClure	WR	6-2	219	Fr./HS	Rixey, Ark. (Jacksonville HS)
85	Cheyenne O'Grady	TE	6-4	251	R-Fr./RS	Fayetteville, Ark. (Fayetteville HS)
86	Tobias Enlow	WR	6-1	200	Fr./HS	North Little Rock, Ark. (North Little Rock HS)
86	Armon Watts	DL	6-5	293	So./1L	St. Louis, Mo. (Christian Brothers College HS)
87	Jack Kraus	TE	6-5	252	So./1L	Bentonville, Ark. (Bentonville HS)
89	Grayson Gunter	TE	6-6	232	Fr./HS	Madison, Miss. (Madison Central HS)
91	Elias Hale	DL	6-5	217	Fr./HS	Fayetteville, Ark. (Fayetteville HS)
91	Michael Taylor II	DL	6-3	245	So./JC	Orlando, Fla. (The First Academy/Riverside City College [Calif.])
94	Taiwan Johnson	DL	6-2	284	Sr./2L	Manvel, Texas (Manvel HS)
96	Karl Roesler	DL	6-1	256	Jr./2L	Louisville, Ky. (St. Xavier HS)
97	Tevin Beanum	DL	6-4	251	Jr./2L	Forrest City, Ark. (Forrest City HS)
98	Daytrion Dean	DL	6-3	281	R-Fr./RS	Fort Smith, Ark. (Northside HS)
99	Brandon Lewis	DL	6-4	274	Sr./3L	Memphis, Tenn. (Ridgeway HS)

► ALPHABETICAL ROSTER

No	Name	Pos
43	George Madden	LS
73	Deion Malone	OL
42	Jonathan Marshall	DL
84	D'Vone McClure	WR
48	Adam McFain	K
31	Connor McPherson	RB
79	Jalen Merrick	OL
38	Reid Miller	DB
7	Damon Mitchell	RB
80	Drew Morgan	WR
31	Grant Morgan	LB
85	Cheyenne O'Grady	TE
16	La'Michael Pettway	WR
53	Tyler Phillips	LB
14	Carson Proctor	QB
11	Ryan Pulley	DB
72	Frank Ragnow	OL
76	Paul Ramirez	OL
9	Santos Ramirez	DB
10	Randy Ramsey	DE
50	Jake Raulerson	OL
3	Dominique Reed	WR
47	Matt Reynolds	LB
30	Kevin Richardson II	DB
96	Karl Roesler	DL
75	Zach Rogers	OL
82	Luke Rossi	WR
70	Dan Skipper	OL
25	Micahh Smith	DB
52	T.J. Smith	DL
61	Cooper Sone	OL
83	Jeremy Sprinkle	TE
13	Deon Stewart	WR
5	Ty Storey	QB
91	Michael Taylor II	DL
5	Henre' Toliver	DB
9	Ricky Town	QB
11	Britto Tutt	DB
33	Dee Walker	LB
24	Kody Walker	RB
60	Brian Wallace	OL
14	River Warnock	WR
86	Armon Watts	DL
21	Devwah Whaley	RB
21	Josh Williams	LB
22	Rawleigh Williams III	RB
6	JaMichael Winston	DL
48	Deatrich Wise Jr.	DL

► PRONUNCIATIONS

PLAYERS

McTelvin Agim (UH-geem)
 Juan (JOO-wahn) Day
 Daytrion (DAY-tree-on) Dean
 Matt Emrich (EM-rick)
 Tobias Enlow (N-low)
 Hjalte (YELL-duh) Froholdt (FRO-holt)
 Khalia (KUH-lee-uh) Hackett
 DeJon (DUH-Juhn) Harris
 Bijhon (BEE-jhon) Jackson
 Alexy Jean (gene)-Baptiste

Jack Kraus (Krouse)
 Josh Liddell (LUH-dell)
 Frank Ragnow (RAG-now)
 Karl Roesler (RESS-ler)
 Henre' (ON-ray) Toliver
 River Warnock (WAR-nick)
 Devwah (DEV-wah) Whaley
 Deatrich (DEE-trich) Wise Jr.

COACHES

Bret Bielema (BEE-luh-muh)
 Dan Enos (EE-nohs)
 Vernon Hargreaves (HAR-graves)
 Barry Lunney (LUHN-ee) Jr.
 Rory Segrest (SEE-grest)

► FOOTBALL STAFF

Coaching Staff

Bret Bielema | Head Coach
 Dan Enos | Offensive Coord. / QBs
 Robb Smith | Defensive Coord. / Secondary
 Kurt Anderson | Offensive Line
 Reggie Mitchell | Running Backs
 Vernon Hargreaves | Linebackers
 Paul Rhoads | Defensive Backs
 Barry Lunney Jr. | Tight Ends
 Rory Segrest | Defensive Line / Specialists
 Michael Smith | Wide Receivers

Graduate Assistants

Brey Cook | Offense
 Alfred Davis | Defense
 Taylor Reed | Offense
 Mark Sheridan | Defense

Quality Control

Tanner Burns | Special Teams
 David Parker | Defense
 John Roberts | Offense

Support Staff

Ben Herbert | Strength & Conditioning
 Mark Taurisani | Football Operations
 EK Franks | Recruiting
 Matt Engelbert | Video
 Matt Summers | Athletic Training
 Bobby Allen | HS/NFL Relations



MCTELVIN AGIM, FR., DL

Preseason

- Phil Steele No. 11 freshman defensive lineman in the nation
- Lindy's No. 7 Fab Freshman in the country

AUSTIN ALLEN, JR., QB

Preseason

- Manning Passing Academy Counselor

Regular Season

- SEC Offensive Player of the Week (Sept. 12)
- Davey O'Brien "Great 8" (Sept. 12)
- Manning Award Stars of the Week (Sept. 12)
- Manning Award QB of the Week (Sept. 15)

TOBY BAKER, SR., P

Preseason

- Ray Guy Award Watch List

BROOKS ELLIS, SR., LB

Preseason

- Butkus Award Watch List
- Wuerffel Trophy Watch List
- Reese's Senior Bowl Watch List
- Coaches All-SEC second team
- Athlon All-SEC third team
- Phil Steele All-SEC third team
- Phil Steele No. 17 inside linebacker in the nation
- Sporting News SEC Top Scholar

HJALTE FROHOLDT, SO., OL

Preseason

- Phil Steele All-SEC third team

BRISTON GUIDRY, FR., DL

Preseason

- Phil Steele No. 52 freshman defensive lineman in the nation

KEON HATCHER, SR., WR

Preseason

- Phil Steele No. 47 draft eligible wide receiver
- Reese's Senior Bowl Watch List

DREW MORGAN, SR., WR

Preseason

- Biletnikoff Award Watch List
- Reese's Senior Bowl Watch List
- Media All-SEC third team
- Coaches All-SEC third team
- Athlon All-SEC third team
- Phil Steele No. 39 draft eligible wide receiver

FRANK RAGNOW, JR., OL

Preseason

- Rimington Trophy Watch List
- Coaches All-SEC third team
- Phil Steele All-SEC fourth team
- Phil Steele No. 14 center in the nation

Regular Season

- SEC Offensive Lineman of the Week (Sept. 19)



DOMINIQUE REED, SR., WR

Preseason

- Phil Steele All-SEC second team
- Phil Steele No. 41 draft eligible wide receiver
- Reese's Senior Bowl Watch List

DAN SKIPPER, SR., OL

Preseason

- Outland Trophy Watch List
- Reese's Senior Bowl Watch List
- Lindy's All-America second team
- Athlon All-America third team
- Media All-SEC first team
- Coaches All-SEC first team
- Athlon All-SEC first team
- ESPN All-SEC team
- Lindy's All-SEC first team
- Phil Steele All-SEC first team
- Sporting News All-SEC team
- Lindy's best run blocker in the SEC
- ESPN.com No. 88 player in the nation

Regular Season

- SEC Offensive Lineman of the Week (Sept. 12)
- SEC Co-Special Teams Player of the Week (Oct. 3)

JEREMY SPRINKLE, SR., TE

Preseason

- John Mackey Award Watch List
- Reese's Senior Bowl Watch List
- Media All-SEC third team
- Coaches All-SEC third team
- Athlon All-SEC third team
- Lindy's All-SEC third team
- Phil Steele All-SEC third team
- Phil Steele No. 5 tight end in the nation
- Athlon Top 15 Breakout Players in the nation

DAN SKIPPER earned his second SEC weekly award of the season on Monday, but this time it was for blocking kicks instead of defenders.

HENRE' TOLIVER, JR., DB

Preseason

- Phil Steele All-SEC fourth team

KODY WALKER, SR., RB

Preseason

- Doak Walker Award Watch List
- Reese's Senior Bowl Watch List

DEVWAH WHALEY, FR., RB

Preseason

- Phil Steele No. 7 freshman running back in the nation

RAWLEIGH WILLIAMS III SO., RB

Preseason

- Doak Walker Award Watch List

DEATRICH WISE JR., SR., DL

Regular Season

- SEC Defensive Lineman of the Week (Sept. 6)

Preseason

- Chuck Bednarik Award Watch List
- Bronko Nagurski Trophy Watch List
- Ted Hendricks Award Watch List
- Reese's Senior Bowl Watch List
- Media All-SEC third team
- Coaches All-SEC third team
- Athlon All-SEC second team
- Lindy's All-SEC third team
- Phil Steele All-SEC third team
- Allstate AFCA Good Works Team Nominee
- Phil Steele No. 9 defensive end in the nation
- ESPN.com No. 25 player in the SEC



GAME NOTES



AUSTIN ALLEN

Junior | Quarterback
6-1 | 209
Fayetteville, Ark. | Fayetteville HS

8

QUICK HITS

- Named the SEC POW and Manning Award POW after Arkansas' win at No. 15 TCU.
- Leads the SEC in passer rating (167.7) and 120 straight pass attempts without an interception.
- Only SEC QB and 1 of 7 FBS QBs with two or more TD passes in each of the first five weeks.
- 1 of 8 FBS quarterbacks with 12 touchdowns and two or less interceptions.
- Had 16 or more completions in each of his first four career starts.
- Completed 8 of 10 passes for 65 yards and one TD in the 1st quarter vs. No. 10 Texas A&M.
- Completed his first six passes for 118 yards and a TD through the first two drives against Texas State.
- Had three TD passes at TCU in the 2nd half and first OT before running in the game-winning TD.
- Orchestrated a fourth quarter TD drive to either tie or take the lead in each of the first two games.
- Made his first career start against LA Tech, completing 20 of 29 passes for 191 yards and two TDs.
- Was named starting QB after the 10th practice of the spring.
- Served as the backup QB during the past two seasons.
- Father, Bobby, is on staff (Director of HS/NFL Relations).
- Younger brother of current Jacksonville Jaguars QB Brandon Allen.

SINGLE-GAME CAREER HIGHS

Attempts.....42 vs. No. 10 Texas A&M (9/24/16)
Completions.....28 vs. No. 10 Texas A&M (9/24/16)
Passing Yards.....371 vs. No. 10 Texas A&M (9/24/16)
Passing TDs.....3 (2x) last vs. Alcorn State (10/1/16)
Rushing Yards.....18 vs. Nicholls State (9/6/14)

CAREER STATS

	PASSING										RUSHING				
	GS	COMP	ATT	PCT	YDS	TD	INT	LNG	ATT	YDS	AVG	TD	LNG		
2014	5/0	8	16	50.0	153	0	1	33	7	4	0.6	1	7		
2015	3/0	1	3	33.3	35	1	0	35	0	0	0.0	0	0		
2016	5/5	94	139	67.6	1,232	12	2	73	16	-15	-0.9	1	8		
TOTAL	13/5	103	158	65.2	1,420	13	3	73	23	-11	-0.5	2	8		

2016 GAME-BY-GAME STATS

	PASSING										RUSHING				
	GS	COMP	ATT	PCT	YDS	TD	INT	LNG	ATT	YDS	AVG	TD	LNG		
LA TECH	1/1	20	29	69.0	191	2	2	18	4	-26	-6.5	0	0		
at TCU	1/1	17	29	58.6	223	3	0	25	3	2	0.7	1	5		
TSU	1/1	16	21	76.2	241	2	0	73	4	15	3.8	0	8		
vs. TAMU	1/1	28	42	66.7	371	2	0	44	5	-6	-1.2	0	4		
ASU	1/1	13	18	72.2	206	3	0	35	0	0	0.0	0	0		
ALA															
MISS															
at AU															
UF															
LSU															
at MSU															
at MIZZ															
TOTAL	5/5	94	139	67.6	1,232	12	2	73	16	-15	-0.9	1	8		



TOBY BAKER

Senior | Punter
6-3 | 215
Memphis, Tenn. | Memphis University HS

37

QUICK HITS

- Named to the 2016 Ray Guy Award Watch List.
- Did not punt for the first time in 18 games against Alcorn State.
- Awarded a scholarship after the 2015 regular season, prior to the 2016 Liberty Bowl.
- Ranks ninth in the nation and second in the SEC with a 46.1 average on the season.
- Has pinned a punt inside the 20 in 13 of his last 14 games dating back to last season.
- 5 of 6 punts at TCU went over 50 yards.
- Broke his career-long twice in the season opener and did it again at TCU.
- His fifth punt at TCU went 52 yards and he made the tackle on the return.
- Pinned 23 of his 43 punts inside the 20-yard line in 2015.
- 5 of 6 50+ yard punts in 2015 came in SEC play.
- Allowed only 125 yards on 18 returns (6.9 avg.) in 2015.

SINGLE-GAME CAREER HIGHS

Punts.....10 at No. 8 Alabama (10/10/15)
Punt Yards.....402 at No. 8 Alabama (10/10/15)
Long.....59 at No. 15 TCU (9/10/16)
50+.....5 at No. 15 TCU (9/10/16)
Inside 20.....4 vs. Auburn (10/24/15)

CAREER STATS

	GP	NO	YDS	AVG	LONG	BLKD	TB	FC	50+	INSIDE 20
2014	2	1	36	36.0	36	0	0	0	0	0
2015	13	43	1,772	41.2	52	0	2	16	6	22
2016	4	15	692	46.1	59	0	0	7	8	5
TOTAL	19	59	2,500	42.4	59	0	2	23	14	27

2016 GAME-BY-GAME STATS

	GP	NO	YDS	AVG	LONG	BLKD	TB	FC	50+	INSIDE 20
LA TECH	1	4	190	47.5	55	0	0	2	2	1
at TCU	1	6	304	50.7	59	0	0	2	5	1
TSU	1	2	80	40.0	50	0	0	1	1	2
vs. TAMU	1	3	118	39.3	46	0	0	2	0	1
ASU	-	-	-	-	-	-	-	-	-	-
ALA										
MISS										
at AU										
UF										
LSU										
at MSU										
at MIZZ										
TOTAL	4	15	692	46.1	59	0	0	7	8	5



TEVIN BEANUM

Junior | Defensive Lineman
6-4 | 251
Forrest City, Ark. | Forrest City HS

97

QUICK HITS

- Totaled five tackles for the third time in his career against TCU.
- Ranked fifth on the team in tackles for loss with 7.0 in 2015.
- Tied for second on the team in sacks with 2.0 in 2015.
- His 2.0 sacks came against SEC opponents.

SINGLE-GAME CAREER HIGHS

Tackles 6 vs. Missouri (11/27/15)
Tackles For Loss 2.0 at Tennessee (10/3/15)
Sacks 1.0 at Tennessee (10/3/15)
Forced Fumbles 1 at No. 6 Auburn (8/30/14)
QB Hurries 2 vs. Nicholls State (9/6/14)

CAREER STATS

	GS	UA	A	ToT	TFL-YDS	SCK-YDS	FF	FR-YDS	INT-YDS	QBH	BRUP
2014	12/0	4	7	11	2.0-4	0.0-0	1	1-0	0-0	4	0
2015	13/8	11	19	30	7.0-27	2.0-12	0	1-0	0-0	1	1
2016	5/4	4	6	10	0.0-0	0.0-0	0	0-0	0-0	0	0
TOTAL	30/12	19	32	61	9.0-31	2.0-12	1	2-0	0-0	5	1

2016 GAME-BY-GAME STATS

	GS	UA	A	ToT	TFL-YDS	SCK-YDS	FF	FR-YDS	INT-YDS	QBH	BRUP
LA TECH	1/0	1	0	1	0.0-0	0.0-0	0	0-0	0-0	0	0
at TCU	1/1	1	4	5	0.0-0	0.0-0	0	0-0	0-0	0	0
TSU	1/1	1	0	1	0.0-0	0.0-0	0	0-0	0-0	0	0
vs. TAMU	1/1	1	1	2	0.0-0	0.0-0	0	0-0	0-0	0	0
ASU	1/1	0	1	1	0.0-0	0.0-0	0	0-0	0-0	0	0
ALA											
MISS											
at AU											
UF											
LSU											
at MSU											
at MIZZ											
TOTAL	5/4	4	6	10	0.0-0	0.0-0	0	0-0	0-0	0	0



JARED COLLINS

Senior | Defensive Back
5-11 | 173
Tulsa, Okla. | Booker T. Washington HS

29

QUICK HITS

- Has started 28 straight games.
- Has made at least two tackles in 32 of 42 career games played.
- Led team in PBUs for the second straight season with nine in 2015, which tied for 11th in the SEC.
- Recorded 44 tackles in 2015, which ranked fourth among Arkansas DBs.
- Forced one fumble and collected one interception in 2015.

SINGLE-GAME CAREER HIGHS

Tackles 10 at No. 17 Missouri (11/28/14)
Tackles For Loss 3.0 vs. UAB (10/25/14)
Fumbles Forced 1 (3x), last at Tennessee (10/3/15)
Interceptions 1 (2x), last vs. Texas Tech (9/19/15)
Pass Breakups 4 vs. No. 20 LSU (11/15/14)

CAREER STATS

	GS	UA	A	ToT	TFL-YDS	SCK-YDS	FF	FR-YDS	INT-YDS	QBH	BRUP
2013	11/2	13	14	27	1.0-1	0.0-0	1	0-0	1-0	0	2
2014	13/12	39	14	53	4.0-23	1.0-18	1	0-0	0-0	0	13
2015	13/13	29	15	44	0.5-2	0.0-0	1	0-0	1-0	0	9
2016	5/5	2	3	5	0.0-0	0.0-0	0	0-0	0-0	0	1
TOTAL	42/32	83	46	129	5.5-26	1.0-18	3	0-0	2-0	0	25

2016 GAME-BY-GAME STATS

	GS	UA	A	ToT	TFL-YDS	SCK-YDS	FF	FR-YDS	INT-YDS	QBH	BRUP
LA TECH	1/1	0	1	1	0.0-0	0.0-0	0	0-0	0-0	0	0
at TCU	1/1	1	1	2	0.0-0	0.0-0	0	0-0	0-0	0	0
TSU	1/1	0	0	0	0.0-0	0.0-0	0	0-0	0-0	0	1
vs. TAMU	1/1	1	0	1	0.0-0	0.0-0	0	0-0	0-0	0	0
ASU	1/1	0	1	1	0.0-0	0.0-0	0	0-0	0-0	0	0
ALA											
MISS											
at AU											
UF											
LSU											
at MSU											
at MIZZ											
TOTAL	5/5	2	3	5	0.0-0	0.0-0	0	0-0	0-0	0	1



GAME NOTES



JARED CORNELIUS

Junior | Wide Receiver
5-11 | 212
Shreveport, La. | Evangel Christian Academy

1

QUICK HITS

- Named to the 2016 Paul Hornung Award Watch List.
- Has scored a TD in seven of his last nine games (six through the air and two on the ground).
- 1 of 2 SEC wide receivers with back-to-back 100-yard games this season.
- Has caught 14 of 16 targets on the season.
- Had first career multi-TD game against Alcorn State.
- Had career highs in receptions and receiving yards against No. 10 Texas A&M.
- 3 of 7 catches against the Aggies went for 33 yards or more.
- Missed the Texas State game with a sore back.
- Hauled in the first TD pass of the season from 13-yards out in the season opener.
- Missed four games in 2015 with a broken arm.
- Only SEC player and 1 of 3 players in the country with a 40-yard catch, run and punt return in 2015.
- Recorded a catch in 8 of 9 games last season, including seven multi-reception contests.
- Had nine plays of 20+ yards (six receiving, two punt returns and one rushing) in 2015.

SINGLE-GAME CAREER HIGHS


Receptions 7 vs. No. 10 Texas A&M (9/24/16)
Receiving Yards 126 vs. No. 10 Texas A&M (9/24/16)
Receiving TDs 2 vs. Alcorn State (10/1/16)
Rushing Yards 71 at No. 9 LSU (11/14/15)
Rushing TDs 1 at No. 9 LSU (11/14/15)

CAREER STATS

	RECEIVING					RUSHING					PUNT RETURN				
	GS	REC	YDS	AVG	TD	LNG	ATT	YDS	AVG	TD	LNG	RET	YDS	TD	LNG
2014	13/0	18	212	11.8	2	38	5	23	4.6	0	11	9	91	0	35
2015	9/6	24	393	16.4	3	58	7	112	16.0	2	69	7	93	0	43
2016	4/1	14	262	18.7	4	38	4	20	5.0	0	8	4	34	0	19
TOTAL	26/7	56	867	15.5	9	58	16	155	9.7	2	69	20	218	0	43

2016 GAME-BY-GAME STATS

	RECEIVING					RUSHING					PUNT RETURN				
	GS	REC	YDS	AVG	TD	LNG	ATT	YDS	AVG	TD	LNG	RET	YDS	TD	LNG
LA TECH	1/1	1	13	13.0	1	13	3	13	4.3	0	8	1	0	0	0
at TCU	1/0	2	17	8.5	0	17	0	0	0.0	0	0	2	35	0	19
TSU	-	-	-	-	-	-	-	-	-	-	-	-	-	-	-
vs. TAMU	1/0	7	126	18.0	1	38	1	7	7.0	0	7	1	-1	0	0
ASU	1/0	4	106	26.5	2	35	0	0	0.0	0	0	0	0	0	0
ALA															
MISS															
at AU															
UF															
LSU															
at MSU															
at MIZZ															
TOTAL	4/1	14	262	18.7	4	38	4	20	5.0	0	8	4	34	0	19



BROOKS ELLIS

Senior | Linebacker
6-2 | 245
Fayetteville, Ark. | Fayetteville HS

51

QUICK HITS

- Named to the 2016 Butkus Award, 2016 Wuerffel Award and 2016-17 Senior Bowl Watch Lists.
- Has started 23 straight games.
- Has recorded double-digit tackles seven times in his career.
- Has led the team in tackles six times in his career.
- Second on the team in tackles (34) through the first five games in 2016.
- Tied for 12th in the SEC in tackles (30).
- Tied for the team lead in tackles for loss (4.0).
- Led team in tackles (7) for the second time in 2016 against Texas State.
- Gave Arkansas a 13-0 lead at No. 15 TCU in the second quarter with a pick six.
- Led team in tackles (13) at TCU, posting his seventh career game with double-digit stops.
- His 13 tackles at TCU equaled the most by an SEC player on the weekend.
- Made eight tackles in the second half and overtime periods at TCU.
- Tied for second on the team in tackles against LA Tech (6).
- 102 tackles in 2015 led the team and tied for ninth in the SEC.
- 67 of 102 tackles came against SEC opponents, highlighted by a pair of double-figure performances.
- Led the team in tackles four times in 2015.
- One of two SEC defenders to log 15+ tackles in a conference game twice in 2015.
- He and Greenlaw finished as 1 of 6 pairs of teammates in the SEC's top 20 in total tackles.

SINGLE-GAME CAREER HIGHS

Tackles 15 (2x) last vs. Mississippi State (11/21/15)
Tackles For Loss 3.0 at No. 15 TCU (9/10/16)
Sacks 1.5 vs. Kansas State (1/2/16)
Forced Fumbles 1 (2x) last vs. Texas (12/29/14)
Interceptions 1 (4x) last at No. 15 TCU (9/10/16)

CAREER STATS

	GS	UA	A	ToT	TFL-YDS	SCK-YDS	FF	FR-YDS	INT-YDS	QBH	BRUP
2013	12/4	12	21	33	2.0-3	0.5-1	0	0-0	0-0	0	1
2014	11/11	29	43	72	5.5-13	0.5-4	2	0-0	2-63	2	5
2015	13/13	45	57	102	8.0-26	1.5-12	0	1-4	1-28	5	3
2016	5/5	16	18	34	4.0-10	0.0-0	0	0-0	1-47	1	2
TOTAL	41/33	102	139	241	19.5-52	2.5-17	2	1-4	4-138	8	11

2016 GAME-BY-GAME STATS

	GS	UA	A	ToT	TFL-YDS	SCK-YDS	FF	FR-YDS	INT-YDS	QBH	BRUP
LA TECH	1/1	2	4	6	0.0-0	0.0-0	0	0-0	0-0	0	0
at TCU	1/1	8	5	13	3.0-9	0.0-0	0	0-0	1-47	0	0
TSU	1/1	4	3	7	1.0-1	0.0-0	0	0-0	0-0	0	1
vs. TAMU	1/1	2	2	4	0.0-0	0.0-0	0	0-0	0-0	1	0
ASU	1/1	0	4	4	0.0-0	0.0-0	0	0-0	0-0	0	1
ALA											
MISS											
at AU											
UF											
LSU											
at MSU											
at MIZZ											
TOTAL	5/5	16	18	34	4.0-10	0.0-0	0	0-0	1-47	1	2

**DRE GREENLAW**

Sophomore | Linebacker
6-0 | 226
Fayetteville, Ark. | Fayetteville HS

23**QUICK HITS**

- Has started 15 straight games.
- Leads team in total tackles (35) as well as solo tackles (19) this season.
- Has made double-digit tackles five times in his career.
- Has led the team in tackles in seven of 18 games played.
- Led team in tackles against Texas A&M (11).
- Finished second on the team in tackles vs. Texas State (6).
- Tied for the team lead in tackles with seven and made his first career INT vs. LA Tech.
- Is 1 of 6 SEC linebackers, along with Brooks Ellis, with an interception on the season.
- Has led the team in tackles in seven of 17 games played.
- Only player to win SEC Freshman of the Week twice in 2015.
- Finished fifth nationally among FBS freshmen and tops among SEC rookies in tackles in 2015.
- Ranked 17th in the SEC in total tackles in 2015.
- Made a team-high 69 tackles in SEC action and averaged 9.8 tackles in SEC road games in 2015.
- Put together four double-digit tackle performances last season.
- Combined for 150 tackles with Brooks Ellis over the last nine games of the 2015 season.

SINGLE-GAME CAREER HIGHS

Tackles16 vs. Auburn (10/24/15)
Tackles For Loss1.5 vs. No. 10 Texas A&M (9/24/16)
Sacks1.0 at No. 9 LSU (11/14/15)
Forced Fumbles1 (2x) last at No. 9 LSU (11/14/15)
Interceptions1 vs. Louisiana Tech (9/3/16)

CAREER STATS

	GS	UA	A	ToT	TFL-YDS	SCK-YDS	FF	FR-YDS	INT-YDS	QBH	BRUP
2015	13/11	46	49	95	3.5-20	1.0-14	2	0-0	0-0	1	1
2016	5/5	19	16	35	1.5-3	0.0-0	0	2-0	1-3	1	0
TOTAL	18/16	65	65	130	5.0-23	1.0-14	2	2-0	1-3	2	1

2016 GAME-BY-GAME STATS

	GS	UA	A	ToT	TFL-YDS	SCK-YDS	FF	FR-YDS	INT-YDS	QBH	BRUP
LA TECH	1/1	2	5	7	0.0-0	0.0-0	0	0-0	1-3	0	0
at TCU	1/1	4	4	8	0.0-0	0.0-0	0	1-0	0-0	0	0
TSU	1/1	5	1	6	0.0-0	0.0-0	0	0-0	0-0	0	0
vs. TAMU	1/1	7	4	11	1.5-3	0.0-0	0	1-0	0-0	0	0
ASU	1/1	1	2	3	0.0-0	0.0-0	0	0-0	0-0	1	0
ALA											
MISS											
at AU											
UF											
LSU											
at MSU											
at MIZZ											
TOTAL	5/5	19	16	35	1.5-3	0.0-0	0	2-0	1-3	1	0

**KEON HATCHER**

Senior | Wide Receiver
6-2 | 207
Owasso, Okla. | Owasso HS

4**QUICK HITS**

- Named to the 2016-17 Senior Bowl Watch List.
- Missed the Alcorn State game with a sore hamstring.
- Extended his streak to 23 consecutive games with a catch for a first down, dating back to 2013.
- Hit triple-digit mark in career receptions against No. 10 Texas A&M.
- Has a TD catch in three straight games played.
- Has a 40+ yard reception in each of his last two games.
- Has totaled 10 catches for 228 yards and two touchdowns in the first half this season.
- Hauled in Arkansas' longest offensive play in 2016 vs. Texas State (73-yards from Austin Allen).
- Suffered a season-ending foot injury in 2015.
- Returned in 2016 with team bests in receptions (6) and yards (86) in the season opener.
- Eclipsed 100-yards receiving for the second time in his career against UTEP in 2015.
- Also had his first multi-TD catch game with two vs. UTEP (6 catches, 106 yards, 2 TD).
- Hauled in 10 of his 13 receptions in 2015 during the first half for 160 yards.
- 10 of 13 catches in 2015 resulted in a first down.

SINGLE-GAME CAREER HIGHS

Receptions7 (3x) last vs. Toledo (9/12/15)
Receiving Yards107 vs. Northern Illinois (9/20/14)
Receiving TDs2 vs. UTEP (9/5/15)
Rushing Yards82 vs. Nicholls State (9/6/14)
Rushing TDs1 vs. Nicholls State (9/6/14)

CAREER STATS

	RECEIVING							RUSHING			
	GS	REC	YDS	AVG	TD	LNG	ATT	YDS	AVG	TD	LNG
2012	10/0	3	21	7.0	1	12	0	0	0.0	0	0
2013	10/6	27	346	12.8	2	43	11	140	12.7	0	50
2014	13/12	43	558	13.0	6	50	5	112	22.4	1	82
2015	2/2	13	198	15.2	2	38	1	0	0.0	0	0
2016	4/2	14	281	20.1	3	73	1	-5	-5.0	0	0
TOTAL	39/22	100	1,404	14.0	14	73	18	247	13.7	1	82

2016 GAME-BY-GAME STATS

	RECEIVING							RUSHING			
	GS	REC	YDS	AVG	TD	LNG	ATT	YDS	AVG	TD	LNG
LA TECH	1/0	6	86	14.3	0	18	0	0	0.0	0	0
at TCU	1/0	2	22	11.0	1	16	0	0	0.0	0	0
TSU	1/1	3	96	32.0	1	73	0	0	0.0	0	0
vs. TAMU	1/1	3	77	25.7	1	44	1	-5	-5.0	0	0
ASU	-	-	-	-	-	-	-	-	-	-	-
ALA											
MISS											
at AU											
UF											
LSU											
at MSU											
at MIZZ											
TOTAL	4/2	14	281	20.1	3	73	1	-5	-5.0	0	0



GAME NOTES



COLE HEDLUND

Sophomore | Kicker
5-10 | 171
Argyle, Texas | Argyle HS

9

QUICK HITS

- Has made 80 of 80 career PAT kick attempts.
- Has made a field goal in two straight games.
- Tied a career high with two field goals made at No. 15 TCU.
- Kicked a 38-yard field goal, the second longest of his career, to cap Arkansas' first drive at TCU.
- Was one of only four SEC kickers to be perfect on PAT kicks in 2015 (min. 50 attempts).
- 58 made PATs in 2015 ranked second in the SEC and tied the school record.
- 58 attempts were the third-most in a season by a Razorback.

SINGLE-GAME CAREER HIGHS

Field Goals Made 2 (2x) last at No. 15 TCU (9/10/16)
Longest Field Goal 45 at No. 18 Ole Miss (11/7/15)
PATs Made 9 vs. UT Martin (10/31/15)

CAREER STATS

	GP	FGM-FGA	LNG	PATs	PTs
2015	13	9-15	45	58	85
2016	5	4-6	38	22	34
TOTAL	18	13-21	45	80	119

2016 GAME-BY-GAME STATS

	GP	FGM-FGA	LNG	PATs	PTs
LA TECH	1	0-0	0	3	3
at TCU	1	2-3	38	3	9
TSU	1	0-0	0	6	6
vs. TAMU	1	1-1	25	3	6
ASU	1	1-2	25	7	10
ALA					
MISS					
at AU					
UF					
LSU					
at MSU					
at MIZZ					
TOTAL	5	4-6	38	22	34



TAIWAN JOHNSON

Senior | Defensive Lineman
6-2 | 284
Manvel, Texas | Manvel HS

94

QUICK HITS

- Has started 31 straight games.
- Has made at least 0.5 TFL in five of the last six games, including each of the last two (3.5 in that span).
- Has made at least a half-sack in six career games, including three of his last seven.
- Has recorded a tackle in 15 of his last 18 contests played.
- Had a QB hurry that forced an interception that was returned for a TD at TCU.
- His 24 tackles in 2015 tied for fourth among Arkansas defensive linemen.
- Made a tackle for loss in three straight games last season.
- Recorded 4.5 sacks as a sophomore in 2014.

SINGLE-GAME CAREER HIGHS


Tackles 8 vs. Mississippi State (11/21/15)
Tackles For Loss 3.0 vs. Nicholls State (9/6/14)
Sacks 2.5 vs. Nicholls State (9/6/14)
Forced Fumbles None
QB Hurries 1 (3x) last at No. 15 TCU (9/10/16)

CAREER STATS

	GS	UA	A	ToT	TFL-YDS	SCK-YDS	FF	FR-YDS	INT-YDS	QBH	BRUP
2013	3/0	1	3	4	0.0-0	0.0-0	0	0-0	0-0	0	0
2014	13/13	15	11	26	8.0-45	4.5-35	0	2-0	0-0	1	0
2015	13/13	12	16	28	5.0-16	1.5-4	0	1-15	0-0	1	2
2016	5/5	4	7	11	2.0-10	1.0-5	0	0-0	0-0	1	0
TOTAL	34/31	32	37	69	15.0-71	7.0-44	0	3-15	0-0	3	2

2016 GAME-BY-GAME STATS

	GS	UA	A	ToT	TFL-YDS	SCK-YDS	FF	FR-YDS	INT-YDS	QBH	BRUP
LA TECH	1/1	1	0	1	1.0-5	1.0-5	0	0-0	0-0	0	0
at TCU	1/1	2	1	3	0.0-0	0.0-0	0	0-0	0-0	1	0
TSU	1/1	0	1	1	0.0-0	0.0-0	0	0-0	0-0	0	0
vs. TAMU	1/1	1	4	5	0.5-3	0.0-0	0	0-0	0-0	0	0
ASU	1/1	0	1	1	0.5-2	0.0-0	0	0-0	0-0	0	0
ALA											
MISS											
at AU											
UF											
LSU											
at MSU											
at MIZZ											
TOTAL	5/5	4	7	11	2.0-10	1.0-5	0	0-0	0-0	1	0



JEREMIAH LEDBETTER

Senior | Defensive Lineman
6-3 | 280

Orlando, Fla. | Gainesville HS (Ga.) / Hutchinson CC (Kan.)

55

QUICK HITS

- Has logged at least a half-sack in 3 of 5 games this season.
- Has recorded at least a half-sack in five of the last nine games dating back to last season.
- 21 tackles rank fifth on the team.
- His 2.5 sacks this season rank second on the team.
- Forced a fumble for the first time in his career at No. 15 TCU.
- Has recorded four or more stops in 11 of his 18 career games played.
- Took over as a starter in the second game of the 2015 season and never relinquished that role.
- Tied for fourth on the team in tackles in 2015 with 55.
- Ranked fourth on the team in tackles for loss with 7.5 and tied for third in sacks with 2.0.

SINGLE-GAME CAREER HIGHS

Tackles 8 vs. UTEP (9/5/15)
Tackles For Loss 2.5 vs. Auburn (10/24/15)
Sacks 1.5 vs. Texas State (9/17/16)
Forced Fumbles 1 at No. 15 TCU (9/10/16)
QB Hurries 1 (2x) last at Tennessee (10/3/15)

CAREER STATS

	GS	UA	A	ToT	TFL-YDS	SCK-YDS	FF	FR-YDS	INT-YDS	QBH	BRUP
2015	13/12	24	31	55	7.5-27	2.0-14	0	0-0	0-0	3	1
2016	5/5	10	11	21	2.5-23	2.5-23	1	0-0	0-0	0	2
TOTAL	18/17	34	42	76	10.0-50	4.5-37	1	0-0	0-0	3	3

2016 GAME-BY-GAME STATS

	GS	UA	A	ToT	TFL-YDS	SCK-YDS	FF	FR-YDS	INT-YDS	QBH	BRUP
LA TECH	1/1	2	4	6	0.5-5	0.5-5	0	0-0	0-0	0	0
at TCU	1/1	3	4	7	0.5-3	0.5-3	1	0-0	0-0	0	0
TSU	1/1	3	1	4	1.5-15	1.5-15	0	0-0	0-0	0	2
vs. TAMU	1/1	1	2	3	0.0-0	0.0-0	0	0-0	0-0	0	0
ASU	1/1	1	0	1	0.0-0	0.0-0	0	0-0	0-0	0	0
ALA											
MISS											
at AU											
UF											
LSU											
at MSU											
at MIZZ											
TOTAL	5/5	10	11	21	2.5-23	2.5-23	1	0-0	0-0	0	2



JOSH LIDDELL

Junior | Defensive Back
6-1 | 210

Pine Bluff, Ark. | Dollarway Senior HS

28

QUICK HITS

- Made his first INT of the season, third of his career, against Alcorn State.
- Has totaled 42 tackles, including 3.0 for loss, and two interceptions during his last nine games.
- Ranks sixth on the team in tackles this season (20.)
- Has logged at least eight tackles three times during his career.
- Ranked sixth on the team in tackles in 2015 with 52.
- Tallied 1.5 tackles for loss, forced one fumble and broke up three passes in 2015.
- Tied for the team lead in interceptions with two last season.

SINGLE-GAME CAREER HIGHS

Tackles 9 (2x) last vs. Mississippi State (11/21/15)
Tackles For Loss 1.0 (3x) last vs. Alcorn State (10/1/16)
Interceptions 1 (3x) last vs. Alcorn State (10/1/16)
Pass Breakups 2 vs. Auburn (10/24/15)

CAREER STATS

	GS	UA	A	ToT	TFL-YDS	SCK-YDS	FF	FR-YDS	INT-YDS	QBH	BRUP
2014	12/2	4	8	12	0.0-0	0.0-0	0	0-0	0-0	0	1
2015	13/10	28	24	52	1.5-2	0.0-0	1	0-0	2-0	0	3
2016	5/5	11	9	20	2.0-8	0.0-0	0	0-0	1-2	0	1
TOTAL	30/17	43	41	84	3.5-10	0.0-0	1	0-0	3-2	0	5

2016 GAME-BY-GAME STATS

	GS	UA	A	ToT	TFL-YDS	SCK-YDS	FF	FR-YDS	INT-YDS	QBH	BRUP
LA TECH	1/1	3	2	5	0.0-0	0.0-0	0	0-0	0-0	0	0
at TCU	1/1	1	2	3	0.0-0	0.0-0	0	0-0	0-0	0	0
TSU	1/1	0	2	2	0.0-0	0.0-0	0	0-0	0-0	0	0
vs. TAMU	1/1	3	1	4	1.0-3	0.0-0	0	0-0	0-0	0	1
ASU	1/1	4	2	6	1.0-5	0.0-0	0	0-0	1-2	0	0
ALA											
MISS											
at AU											
UF											
LSU											
at MSU											
at MIZZ											
TOTAL	5/5	11	9	20	2.0-8	0.0-0	0	0-0	1-2	0	1



GAME NOTES



DAMON MITCHELL

Junior | Running Back
6-2 | 215
Egg Harbor City, N.J. | Cedar Creek HS

7

QUICK HITS

- Saw first action of the season against Texas State.
- Moved to running back during the offseason.
- Caught six passes for 84 yards and one touchdown in 2015
- Rushed four times for 29 yards last season.

SINGLE-GAME CAREER HIGHS

Attempts.....	4 vs. Alcorn State (10/1/16)
Rush Yards	36 vs. Nicholls State (9/6/14)
Rush TDs	None
Receptions	3 vs. UT Martin (10/31/15)
Receiving Yards	66 vs. UT Martin (10/31/15)
Receiving TDs	1 vs. UT Martin (10/31/15)

CAREER STATS

	GS	ATT	RUSHING				REC	RECEIVING			
			YDS	AVG	TD	LNG		YDS	AVG	TD	LNG
2014	4/0	6	58	9.7	0	15	0	0	0.0	0	0
2015	13/1	4	29	7.3	0	15	6	84	14.0	1	49
2016	4/0	6	14	2.3	0	7	0	0	0.0	0	0
TOTAL	21/1	16	101	6.3	0	15	6	84	14.0	1	49

2016 GAME-BY-GAME STATS

	GS	ATT	RUSHING				REC	RECEIVING			
			YDS	AVG	TD	LNG		YDS	AVG	TD	LNG
LA TECH	-	-	-	-	-	-	-	-	-	-	-
at TCU	1/0	0	0	0.0	0	0	0	0	0.0	0	0
TSU	1/0	2	2	1.0	0	2	0	0	0.0	0	0
vs. TAMU	1/0	-	-	-	-	-	-	-	-	-	-
ASU	1/0	4	12	3.0	0	7	0	0	0.0	0	0
ALA											
MISS											
at AU											
UF											
LSU											
at MSU											
at MIZZ											
TOTAL	4/0	6	14	2.3	0	7	0	0	0.0	0	0



DREW MORGAN

Senior | Wide Receiver
6-0 | 193
Greenwood, Ark. | Greenwood HS

80

QUICK HITS

- Named to the 2016 Biletnikoff Award and 2016-17 Senior Bowl Watch Lists.
- Leads Arkansas in receptions (24) and first downs (16).
- 16 catches for a first down is also tops in the SEC.
- Has a reception in 18 straight games dating back to 2014 season.
- Second on the team in receiving yards (254).
- 66 of his 97 career receptions have resulted in a first down.
- Three receptions shy of 100 for his career.
- Is the only returning SEC receiver with double-digit TD receptions in 2015.
- Tied for second in the SEC and 17th nationally in TD receptions in 2015.
- His 10 scores equaled the third-most in program single-season history .
- 10 TDs also led the SEC during the regular season.
- Led the SEC with eight receiving touchdowns in conference play, including four on the road.
- Reached the end zone in seven contests.
- Became the first Hog since 2011 to have three 100-yard games in SEC play in a single season.
- First player in school history with consecutive 100-yard games in SEC play away from home.

SINGLE-GAME CAREER HIGHS

Receptions	9 (2x) last vs No. 10 Texas A&M (9/24/16)
Receiving Yards	155 vs. No. 14 Texas A&M (9/26/15)
Receiving TDs	3 at No. 18 Ole Miss (11/7/15)

CAREER STATS

	GS	REC	RECEIVING				ATT	RUSHING			
			YDS	AVG	TD	LNG		YDS	AVG	TD	LNG
2013	10/0	0	0	0.0	0	0	0	0	0.0	0	0
2014	13/0	10	181	18.1	1	44	0	0	0.0	0	0
2015	13/10	63	843	13.4	10	52	4	20	5.0	0	9
2016	5/4	28	301	10.8	1	24	0	0	0.0	0	0
TOTAL	41/14	101	1,325	13.1	12	52	4	20	5.0	0	9

2016 GAME-BY-GAME STATS

	GS	REC	RECEIVING				ATT	RUSHING			
			YDS	AVG	TD	LNG		YDS	AVG	TD	LNG
LA TECH	1/1	5	47	9.4	0	18	0	0	0.0	0	0
at TCU	1/1	7	93	13.3	1	24	0	0	0.0	0	0
TSU	1/0	3	28	9.3	0	15	0	0	0.0	0	0
vs. TAMU	1/1	9	86	9.6	0	21	0	0	0.0	0	0
ASU	1/1	4	47	11.8	0	17	0	0	0.0	0	0
ALA											
MISS											
at AU											
UF											
LSU											
at MSU											
at MIZZ											
TOTAL	5/4	28	301	10.8	1	24	0	0	0.0	0	0

**RYAN PULLEY**

Sophomore | Defensive Back
5-11 | 198
Fort Myers, Fla. | Island Coast HS

11**QUICK HITS**

- Has started each of the last four games.
- Tied for third in the FBS in both passes defended (8) pass breakups (7).
- 1 of 7 players in the country with six pass breakups and at least one INT.
- Picked off a pass and returned it 25 yards for a TD against Texas State.

SINGLE-GAME CAREER HIGHS

Tackles 4 (4x) last vs. Alcorn State (10/1/16)
Interceptions 1 (2x) last vs. Texas State (9/17/16)
Pass Breakups 3 at No. 15 TCU (9/10/16)

CAREER STATS

	GS	UA	A	ToT	TFL-YDS	SCK-YDS	FF	FR-YDS	INT-YDS	QBH	BRUP
2015	10/1	6	4	10	0.0-0	0.0-0	0	0-0	1-8	0	2
2016	5/4	12	5	17	0.0-0	0.0-0	0	0-0	1-25	0	7
TOTAL	15/5	18	9	27	0.0-0	0.0-0	0	0-0	2-33	0	9

2016 GAME-BY-GAME STATS

	GS	UA	A	ToT	TFL-YDS	SCK-YDS	FF	FR-YDS	INT-YDS	QBH	BRUP
LA TECH	1/0	2	0	2	0.0-0	0.0-0	0	0-0	0-0	0	1
at TCU	1/1	4	0	4	0.0-0	0.0-0	0	0-0	0-0	0	3
TSU	1/1	3	0	3	0.0-0	0.0-0	0	0-0	1-25	0	1
vs. TAMU	1/1	2	2	4	0.0-0	0.0-0	0	0-0	0-0	0	1
ASU	1/1	1	3	4	0.0-0	0.0-0	0	0-0	0-0	0	1
ALA											
MISS											
at AU											
UF											
LSU											
at MSU											
at MIZZ											
TOTAL	5/4	12	5	17	0.0-0	0.0-0	0	0-0	1-25	0	7

**SANTOS RAMIREZ**

Sophomore | Defensive Back
6-2 | 205
Shreveport, La. | Evangel Christian Academy

9**QUICK HITS**

- Missed the Alcorn State game with a knee injury.
- Ranks seventh on the team in tackles (19).
- All five tackles at TCU were of the solo variety.
- Tied for the team lead with a career-high seven tackles against LA Tech.
- 36 of his 54 career tackles have been solo stops.
- Made at least five tackles in 3 of 4 games played this season.
- Totaled 35 tackles and one interception in 2015.
- Has a tackle in 12 of 13 contests during his career.

SINGLE-GAME CAREER HIGHS

Tackles 7 (2x) last vs. Louisiana Tech (9/3/16)
Tackles For Loss None
Interceptions 1 at No. 8 Alabama (10/10/15)
Forced Fumbles 1 vs. No. 10 Texas A&M (9/24/16)
Pass Breakups 2 vs. No. 14 Texas A&M (9/26/15)

CAREER STATS


	GS	UA	A	ToT	TFL-YDS	SCK-YDS	FF	FR-YDS	INT-YDS	QBH	BRUP
2015	12/3	22	13	35	0.0-0	0.0-0	0	0-0	1-18	0	3
2016	4/4	14	5	19	0.0-0	0.0-0	1	0-0	0-0	0	1
TOTAL	16/7	36	18	54	0.0-0	0.0-0	1	0-0	1-18	0	4

2016 GAME-BY-GAME STATS

	GS	UA	A	ToT	TFL-YDS	SCK-YDS	FF	FR-YDS	INT-YDS	QBH	BRUP
LA TECH	1/1	4	3	7	0.0-0	0.0-0	0	0-0	0-0	0	0
at TCU	1/1	5	0	5	0.0-0	0.0-0	0	0-0	0-0	0	1
TSU	1/1	1	1	2	0.0-0	0.0-0	0	0-0	0-0	0	0
vs. TAMU	1/1	4	1	5	0.0-0	0.0-0	1	0-0	0-0	0	0
ASU	-	-	-	-	-	-	-	-	-	-	-
ALA											
MISS											
at AU											
UF											
LSU											
at MSU											
at MIZZ											
TOTAL	4/4	14	5	19	0.0-0	0.0-0	1	0-0	0-0	0	1



GAME NOTES



DOMINIQUE REED

Senior | Wide Receiver
6-3 | 175

Camden, Ark. | Fairview HS/Coffeyville CC (Kan.)

3

QUICK HITS

- Named to the 2016-17 Senior Bowl Watch List.
- Has a reception in three games this season along with four rushes for 27 yards.
- Ranks seventh in the SEC in kickoff return yards (145) on eight returns.
- Scored a touchdown in six straight games in 2015, including all four SEC road games.
- Finished third on the team in receptions (28) and receiving yards (535) in 2015
- Found the end zone seven times, including six TDs through the air in 2015.
- Finished second in the SEC in yards per reception (19.11) in 2015, good for 19th nationally.
- Tied for second in the SEC with four catches of 50+ yards in 2015.
- Ran for 20 or more yards after the catch on four of his six TD receptions in 2015.
- Turned 21 of his 28 receptions into first downs in 2015.
- Recorded a catch in each of the final 11 games of the 2015 season.

SINGLE-GAME CAREER HIGHS

Receptions 7 at No. 18 Ole Miss (11/7/15)
Receiving Yards 105 at No. 18 Ole Miss (11/7/15)
Receiving TDs 2 at No. 18 Ole Miss (11/7/15)
Rushing TDs 1 vs. Auburn (10/24/15)

CAREER STATS

	RECEIVING						RUSHING					KICK RETURN			
	GS	REC	YDS	AVG	TD	LNG	ATT	YDS	AVG	TD	LNG	RET	YDS	TD	LNG
2015	12/6	28	535	19.1	6	71	4	24	6.0	1	11	10	222	0	40
2016	5/2	4	53	13.3	0	32	4	27	6.8	0	15	8	145	0	25
TOTAL 17/8	32	588	18.4	6	71	8	51	6.4	1	15	18	367	0	40	

2016 GAME-BY-GAME STATS

	RECEIVING						RUSHING					KICK RETURN				
	GS	REC	YDS	AVG	TD	LNG	ATT	YDS	AVG	TD	LNG	RET	YDS	TD	LNG	
LA TECH	1/0	1	6	6.0	0	6	0	0	0.0	0	0	2	42	0	25	
at TCU	1/1	1	11	11.0	0	11	2	18	9.0	0	15	4	77	0	22	
TSU	1/1	2	36	18.0	0	32	1	15	15.0	0	15	2	26	0	13	
vs. TAMU	1/0	0	0	0.0	0	0	1	-6	-6.0	0	0	0	0	0	0	
ASU	1/0	0	0	0.0	0	0	0	0	0.0	0	0	0	0	0	0	
ALA																
MISS																
at AU																
UF																
LSU																
at MSU																
at MIZZ																
TOTAL	5/2	4	53	13.3	0	32	4	27	6.8	0	15	8	145	0	25	



JEREMY SPRINKLE

Senior | Tight End
6-6 | 256

White Hall, Ark. | White Hall HS

83

QUICK HITS

- Named to the 2016 John Mackey Award and 2016-17 Senior Bowl Watch Lists.
- Was the only SEC tight end and 1 of 2 nationally with a TD catch in each of the first three weeks.
- Tied with D.J. Williams for the school record in TD catches among tight ends (10).
- Has seven TDs in his last eight games dating back to 2015.
- 9 of 13 catches this season have resulted in either a first down or TD.
- 30 of last 42 receptions have resulted in either a first down or a TD dating back to last season.
- 23 of those receptions have gone for at least 10 yards, including nine for 20 yards or more.
- Caught the eventual game-winning TD vs. LA Tech.
- Led all SEC tight ends with six receiving TDs in 2015, good for a tie for ninth in the FBS.
- Equaled the program single-game record with three against Mississippi State (11/21/15).
- Three TD catches also tied for the most by an FBS TE in a game in 2015.
- All six TDs in 2015 came over the final seven games of the season.

SINGLE-GAME CAREER HIGHS

Receptions 6 vs. Mississippi State (11/21/15)
Receiving Yards 81 vs. Kansas State (1/2/16)
Receiving TDs 3 vs. Mississippi State (11/21/15)

CAREER STATS

	RECEIVING						RUSHING				
	GS	REC	YDS	AVG	TD	LNG	ATT	YDS	AVG	TD	LNG
2013	12/2	4	68	17.0	0	44	1	1	1.0	0	1
2014	13/0	7	84	12.0	1	17	0	0	0.0	0	0
2015	13/7	27	389	14.4	6	42	1	4	4.0	0	4
2016	5/5	15	157	10.5	3	25	0	0	0.0	0	0
TOTAL	43/14	53	698	13.2	10	44	2	5	2.5	0	4

2016 GAME-BY-GAME STATS

	RECEIVING						RUSHING				
	GS	REC	YDS	AVG	TD	LNG	ATT	YDS	AVG	TD	LNG
LA TECH	1/1	3	19	6.3	1	12	0	0	0.0	0	0
at TCU	1/1	3	58	19.3	1	25	0	0	0.0	0	0
TSU	1/1	3	20	6.7	1	10	0	0	0.0	0	0
vs. TAMU	1/1	4	46	11.5	0	23	0	0	0.0	0	0
ASU	1/1	2	14	7.0	0	9	0	0	0.0	0	0
ALA											
MISS											
at AU											
UF											
LSU											
at MSU											
at MIZZ											
TOTAL	5/5	15	157	10.5	3	25	0	0	0.0	0	0



HENRE' TOLIVER

Junior | Defensive Back
6-1 | 185
Marrero, La. | Archbishop Rummel HS

5

QUICK HITS

- Has started each of the last nine contests dating back to last season.
- Took his fourth career INT 70 yards for a TD in the 3rd quarter against Alcorn State.
- Four interceptions are tied for Arkansas' active career lead.
- Just five tackles away from hitting the 100-career tackle plateau.
- Tied for team lead in tackles (7) against Alcorn State for the first time this season.
- Has led the team in tackles twice in his career.
- 5 of 7 tackles against Alcorn State came in the first half.
- Third on the team in tackles (22) this season.
- Has four or more tackles in 12 of the last 18 contests.
- 68 of 95 career tackles have been solo stops.
- Fourth on the team in tackles at TCU (6).
- Helped the Hogs shut out TCU in the first half with three tackles and a pass breakup.
- Finished fourth on the team and second among defensive backs in tackles last season (55).
- Ranked second on the team in pass breakups last season (8).

SINGLE-GAME CAREER HIGHS

Tackles 8 (2x) last vs. Mississippi State (11/21/15)
Tackles For Loss 2.0 vs. UTEP (9/5/15)
Interceptions 1 (4x) last vs. Alcorn State (10/1/16)
Pass Breakups 2 (3x) last vs. No. 10 Texas A&M (9/24/16)

CAREER STATS

	GS	UA	A	ToT	TFL-YDS	SCK-YDS	FF	FR-YDS	INT-YDS	QBH	BRUP
2014	11/4	11	7	18	1.0-4	1.0-4	0	0-0	2-46	0	1
2015	13/10	43	12	55	4.0-14	0.0-0	0	0-0	1-12	0	8
2016	5/5	14	8	22	1.0-1	0.0-0	0	0-0	1-70	0	3
TOTAL	29/19	68	27	95	6.0-19	1.0-4	0	0-0	4-128	0	12

2016 GAME-BY-GAME STATS

	GS	UA	A	ToT	TFL-YDS	SCK-YDS	FF	FR-YDS	INT-YDS	QBH	BRUP
LA TECH	1/1	2	2	4	1.0-1	0.0-0	0	0-0	0-0	0	0
at TCU	1/1	4	2	6	0.0-0	0.0-0	0	0-0	0-0	0	1
TSU	1/1	1	0	1	0.0-0	0.0-0	0	0-0	0-0	0	0
vs. TAMU	1/1	3	1	4	0.0-0	0.0-0	0	0-0	0-0	0	2
ASU	1/1	4	3	7	0.0-0	0.0-0	0	0-0	1-70	0	0
ALA											
MISS											
at AU											
UF											
LSU											
at MSU											
at MIZZ											
TOTAL	5/5	14	8	22	1.0-1	0.0-0	0	0-0	1-70	0	3



KODY WALKER

Senior | Running Back
6-2 | 240
Jefferson City, Mo. | Jefferson City HS

24

QUICK HITS

- Named to the 2016 Doak Walker Award and 2016-17 Senior Bowl Watch Lists.
- Scored his 14th career rushing touchdown in the win over Texas State.
- Had six carries for 24 yards in the opener, including a critical 4th and 1 first down run in the 4th quarter.
- Earned a sixth year of eligibility from the NCAA and SEC prior to the start of 2015.
- His first two seasons were cut short due to injury.
- His 90 carries, 394 yards and six touchdowns in 2015 were each career season highs.
- Played in each of the first two games before an injury sidelined him for the next four contests.
- Rushed for 366 yards and five touchdowns through the final seven games of the season.

SINGLE-GAME CAREER HIGHS

Attempts 17 at No. 9 LSU (11/14/15)
Rushing Yards 88 at No. 9 LSU (11/14/15)
Rushing TDs 2 (3x) last vs. Auburn (10/24/15)
Receptions 3 vs. No. 7 Alabama (10/11/14)
Receiving Yards 15 vs. No. 7 Alabama (10/11/14)

CAREER STATS

	RUSHING							RECEIVING			
	GS	ATT	YDS	AVG	TD	LNG	REC	YDS	AVG	TD	LNG
2011	3/0	20	68	3.4	5	9	0	0	0.0	0	0
2012	2/1	1	1	1.0	1	1	1	5	5.0	0	5
2013	8/0	6	32	5.3	0	14	0	0	0.0	0	0
2014	13/1	31	149	4.8	1	11	3	15	5.0	0	6
2015	9/1	90	394	4.4	6	28	1	4	4.0	0	4
2016	5/0	27	95	3.5	1	17	1	11	11.0	0	11
TOTAL	40/3	175	739	4.2	14	28	6	35	5.8	0	11

2016 GAME-BY-GAME STATS

	RUSHING							RECEIVING			
	GS	ATT	YDS	AVG	TD	LNG	REC	YDS	AVG	TD	LNG
LA TECH	1/0	6	24	4.0	0	7	0	0	0.0	0	0
at TCU	1/0	7	19	2.7	0	6	0	0	0.0	0	0
TSU	1/0	7	23	3.3	1	12	1	11	11.0	0	11
vs. TAMU	1/0	5	23	4.6	0	17	0	0	0.0	0	0
ASU	1/0	2	6	3.0	0	6	0	0	0.0	0	0
ALA											
MISS											
at AU											
UF											
LSU											
at MSU											
at MIZZ											
TOTAL	5/0	27	95	3.5	1	17	1	11	11.0	0	11



GAME NOTES



DEVWAH WHALEY

Freshman | Running Back
5-10 | 226
Beaumont, Texas | Central HS

21

QUICK HITS

- 75-yard TD run against Alcorn State is the fourth-longest run by a freshman this season.
- 1 of 8 SEC freshmen with a 100-yard rushing game.
- 75-yard TD run is Arkansas' longest play of the season.
- 5 of 9 carries against Alcorn State resulted in a first down.
- 135 rush yards are the most by a Hog freshman since Alex Collins rushed for 172 vs. Samford in '13.

SINGLE-GAME CAREER HIGHS

Attempts.....11 vs. Texas State (9/17/16)
Rushing Yards.....135 vs. Alcorn State (10/1/16)
Rushing TDs.....1 vs. Alcorn State (10/1/16)

CAREER STATS

	GS	ATT	RUSHING					RECEIVING				
			YDS	AVG	TD	LNG	REC	YDS	AVG	TD	LNG	
2016	5/0	33	220	6.7	1	75	0	0	0.0	0	0	0
TOTAL	5/0	33	220	6.7	1	75	0	0	0.0	0	0	0

2016 GAME-BY-GAME STATS

	GS	ATT	RUSHING					RECEIVING				
			YDS	AVG	TD	LNG	REC	YDS	AVG	TD	LNG	
LA TECH	1/0	2	1	0.5	0	2	0	0	0.0	0	0	0
at TCU	1/0	2	5	2.5	0	5	0	0	0.0	0	0	0
TSU	1/0	11	50	4.5	0	9	0	0	0.0	0	0	0
vs. TAMU	1/0	9	29	3.2	0	16	0	0	0.0	0	0	0
ASU	1/0	9	135	15.0	1	75	0	0	0.0	0	0	0
ALA												
MISS												
at AU												
UF												
LSU												
at MSU												
at MIZZ												
TOTAL	5/0	33	220	6.7	1	75	0	0	0.0	0	0	0



RAWLEIGH WILLIAMS III

Sophomore | Running Back
5-10 | 226
Dallas, Texas | Bishop Lynch HS

22

QUICK HITS

- Named to the 2016 Doak Walker Award Watch List.
- Ranks second in the SEC and 12th in the nation in rushing yards (559).
- Has 100+ yards rushing in three of the last four games.
- Tied for the SEC lead in 100-yard rushing games (3) and 10-yard runs (18)
- Only RB in the SEC to run for 75+ yards in all five games this season.
- Returned to his home state of Texas and rushed 28 times for 137 yards in a win over No. 15 TCU.
- Returned to action with a career-high 24 carries for 96 yards and a TD against LA Tech.
- Scored Arkansas' first touchdown of the 2016 season in his first game back from a neck injury.
- One of three SEC freshmen RBs to rush for 100 yards in a game in 2015
- One of two SEC freshmen RBs to rush for 100 yards in a game against an SEC opponent in 2015.
- Scored his first career TD on a 3-yard run during the fourth quarter vs. Texas A&M (9/26/15).
- Left in the 3rd quarter vs. Auburn (10/24/15) with a neck injury and missed the rest of the season.

SINGLE-GAME CAREER HIGHS

Attempts.....28 at No. 15 TCU (9/10/16)
Rushing Yards.....137 at No. 15 TCU (9/10/16)
Rushing TDs.....2 vs. Texas State (9/17/16)
Receptions.....3 vs. Louisiana Tech (9/3/16)
Receiving Yards.....20 vs. Texas Tech (9/19/15)

CAREER STATS

	GS	ATT	RUSHING					RECEIVING				
			YDS	AVG	TD	LNG	REC	YDS	AVG	TD	LNG	
2015	7/0	56	254	4.5	1	44	5	26	5.2	0	10	
2016	5/5	101	559	5.5	4	55	3	15	5.0	0	16	
TOTAL	12/5	157	813	5.2	5	55	8	41	5.1	0	16	

2016 GAME-BY-GAME STATS

	GS	ATT	RUSHING					RECEIVING				
			YDS	AVG	TD	LNG	REC	YDS	AVG	TD	LNG	
LA TECH	1/1	24	96	4.0	1	14	3	15	5.0	0	16	
at TCU	1/1	28	137	4.9	0	37	0	0	0.0	0	0	
TSU	1/1	19	121	6.4	2	18	0	0	0.0	0	0	
vs. TAMU	1/1	17	79	4.6	1	55	0	0	0.0	0	0	
ASU	1/1	13	126	9.7	0	29	0	0	0.0	0	0	
ALA												
MISS												
at AU												
UF												
LSU												
at MSU												
at MIZZ												
TOTAL	5/5	101	559	5.5	4	55	3	15	5.0	0	16	

**JAMICHAEL WINSTON**

Senior | Defensive Lineman
6-4 | 260
Pritchard, Ala. | Vigor HS

6**QUICK HITS**

- Registered his first career half-sack against Texas State.
- Has made a tackle in 27 of 45 career games played.
- Made a tackle in 11 of 13 games in 2015.
- Recorded a quarterback hurry in three straight games last season.

SINGLE-GAME CAREER HIGHS

Tackles5 vs. Nicholls State (9/6/14)
Tackles For Loss1.0 (3x) last at Tennessee (10/3/15)
Sacks0.5 vs. Texas State (9/17/16)
Forced Fumbles1 vs. Southern Miss (9/14/13)
QB Hurries1 (5x) last vs. UT Martin (10/31/15)

CAREER STATS

	GS	UA	A	ToT	TFL-YDS	SCK-YDS	FF	FR-YDS	INT-YDS	QBH	BRUP
2012	2/0	0	0	0	0.0-0	0.0-0	0	0-0	0-0	0	0
2013	12/0	3	1	4	0.0-0	0.0-0	1	0-0	1-0	1	0
2014	13/12	15	11	26	2.0-6	0.0-0	0	0-0	0-0	1	1
2015	13/6	9	12	21	1.0-1	0.0-0	0	0-0	0-0	3	0
2016	5/0	1	2	3	0.5-5	0.5-5	0	0-0	0-0	0	0
TOTAL	45/18	28	26	54	3.5-12	0.5-5	1	0-0	1-0	5	1

2016 GAME-BY-GAME STATS

	GS	UA	A	ToT	TFL-YDS	SCK-YDS	FF	FR-YDS	INT-YDS	QBH	BRUP
LA TECH	1/0	0	0	0	0.0-0	0.0-0	0	0-0	0-0	0	0
at TCU	1/0	0	0	0	0.0-0	0.0-0	0	0-0	0-0	0	0
TSU	1/0	0	1	1	0.5-5	0.5-5	0	0-0	0-0	0	0
vs. TAMU	1/0	0	0	0	0.0-0	0.0-0	0	0-0	0-0	0	0
ASU	1/0	1	1	2	0.0-0	0.0-0	0	0-0	0-0	0	0
ALA											
MISS											
at AU											
UF											
LSU											
at MSU											
at MIZZ											
TOTAL	5/0	1	2	3	0.5-5	0.5-5	0	0-0	0-0	0	0

**DEATRICH WISE JR.**

Senior | Defensive Lineman
6-5 | 271
Carrollton, Texas | Hebron HS

48**QUICK HITS**

- SEC Defensive Lineman of the Week (Sept. 6).
- Named to the 2016 Bednarik Award, Nagurski Trophy, and 2016-17 Senior Bowl Watch Lists.
- Fifth among SEC active career leaders in sacks (16.0).
- Has at least a half-sack in nine of the last 10 games, totaling 10.0 during that stretch.
- Cracked Arkansas' top 10 career list in sacks (16.0) and ranks fifth among SEC career leaders.
- Leads the Razorbacks in sacks this season (3.0).
- Ranks fourth on the team in tackles (22) this season.
- Has 4.5 sacks in Arkansas' last three road wins vs. ranked opponents.
- Had a career-high seven tackles and a half-sack vs. LA Tech.
- Seven stops in the season opener tied for second among SEC DL in the first week.
- Led the SEC in sacks during conference play (8.0) last season.
- Had 4.5 sacks against ranked opponents, good for second in the SEC and tied for sixth nationally.
- Led the SEC and tied for 10th nationally in sacks per game against ranked opponents (1.13).
- Paced the SEC and ranked second nationally in sacks during the month of November (7.0).

SINGLE-GAME CAREER HIGHS

Tackles7 (2x) last vs. Louisiana Tech (9/3/16)
Tackles For Loss2.5 at No. 9 LSU (11/14/15)
Sacks2.5 at No. 9 LSU (11/14/15)
Forced Fumbles1 (4x) last vs. Alcorn State (10/1/16)
QB Hurries3 vs. Louisiana Tech (9/3/16)

CAREER STATS

	GS	UA	A	ToT	TFL-YDS	SCK-YDS	FF	FR-YDS	INT-YDS	QBH	BRUP
2012	2/0	2	0	2	1.0-21	1.0-21	0	0-0	0-0	0	0
2013	12/1	6	11	17	3.0-17	2.0-16	0	1-0	0-0	2	0
2014	10/1	5	8	13	3.0-23	2.0-19	0	0-0	0-0	3	0
2015	13/0	17	14	31	10.5-52	8.0-43	3	0-0	0-0	5	3
2016	5/5	8	14	22	4.0-23	3.0-20	1	0-0	0-0	3	1
TOTAL	42/7	38	47	85	21.5-136	16.0-119	4	1-0	0-0	13	4

2016 GAME-BY-GAME STATS

	GS	UA	A	ToT	TFL-YDS	SCK-YDS	FF	FR-YDS	INT-YDS	QBH	BRUP
LA TECH	1/1	1	6	7	0.5-5	0.5-5	0	0-0	0-0	3	1
at TCU	1/1	2	2	4	1.0-4	1.0-4	0	0-0	0-0	0	0
TSU	1/1	1	1	2	0.5-5	0.5-5	0	0-0	0-0	0	0
vs. TAMU	1/1	2	4	6	1.0-3	0.0-0	0	0-0	0-0	0	0
ASU	1/1	2	1	3	1.0-6	1.0-6	1	0-0	0-0	0	0
ALA											
MISS											
at AU											
UF											
LSU											
at MSU											
at MIZZ											
TOTAL	5/5	8	14	22	4.0-23	3.0-20	1	0-0	0-0	3	1



► THE LAST TIME ARKANSAS ...

► TEAM

Scored 70+ points

(73) vs. Nicholls (7) 2014

Scored 60+ points

(63) vs. UT Martin (28) 2015

Scored 50+ points

(52) vs. Alcorn State (10) 2016

Scored 40+ points

(52) vs. Alcorn State (10) 2016

Scored 40+ points in a half

(56, 1st) vs. Nicholls 2014

Scored 30+ points in a half

(35, 1st) vs. Texas State 2016

Scored 35+ points in a quarter

(35, 1st) vs. Nicholls 2014

Scored 28+ points in a quarter

(28, 2nd) vs. UT Martin 2015

Defeated a ranked opponent

#12 at TCU 2016

Defeated a ranked opponent on the road

#12 at TCU 2016

Defeated ranked opponents in consecutive games

at #19 Ole Miss; at #9 LSU 2015

Shut out an opponent

(30) vs. Ole Miss 2014

Had consecutive shutouts

(17) vs. LSU; (30) vs. Ole Miss 2014

Had consecutive SEC shutouts

(17) vs. LSU; (30) vs. Ole Miss 2014

Did not allow a touchdown

(3) vs. Texas State 2016

Was shut out

vs. Alabama (52) 2013

Totaled 600+ yards total offense

(605) at Ole Miss 2015

Totaled 500+ yards total offense

(559) vs. Alcorn State 2016

Totaled 400+ yards total offense

(559) vs. Alcorn State 2016

Had 80+ total plays

(82) vs. Texas A&M 2016

Converted 30+ first downs

(30) vs. Kansas State 2015

Rushed for 400+ yards

(438) at Texas Tech 2014

Rushed for 300+ yards

(353) vs. Alcorn State 2016

Rushed 50+ times

(52) vs. Missouri 2015

Rushed for 5+ touchdowns

(5) vs. Kansas State 2015

Rushed for 4+ touchdowns

(5) vs. Kansas State 2015

Rushed for 3+ touchdowns

(3) vs. Alcorn State 2016

Passed for 500+ yards

(510) vs. Texas A&M 2011

Passed for 400-499 yards

(406) vs. Mississippi State 2015

Passed for 300-399 yards

(371) vs. Texas A&M 2016

Passed for 250-299 yards

(271) at LSU 2015

Attempted 50+ passes

(53) vs. Toledo 2015

Completed 30+ passes

(30) vs. Mississippi State 2015

Threw 6+ touchdown passes

(7) vs. Mississippi State 2015

Threw 5+ touchdown passes

(7) vs. Mississippi State 2015

Threw 4+ touchdown passes

(7) vs. Mississippi State 2015

Threw 3+ touchdown passes

(3) vs. Alcorn State 2016

Had 5+ fumbles

(5) at Texas A&M 2012

Had zero turnovers

at TCU 2016

Had 7+ turnovers

(7) vs. ULM 1997

100-yard rusher and 100-yard receiver

vs. Alcorn State 2016 (RUSH: D. Whaley - 135; R. Williams III - 126; REC: J. Cornelius - 106)

200-yard rusher and 100-yard receiver

at South Carolina 2006 (RUSH: Darren McFadden - 219; REC: Marcus Monk - 192)

Two 100-yard rushers

vs. Alcorn State (Devwah Whaley - 135; R. Williams III - 126)

Three 100-yard rushers

vs. North Texas 2007 (Darren McFadden - 138; Felix Jones - 132; Brandon Barnett - 105)

Two 100-yard receivers

at Ole Miss 2015 (D. Morgan - 122; D. Reed - 105)

Four different receivers caught touchdown passes

vs. Mississippi State 2015 (Jeremy Sprinkle, 3; Hunter Henry, 2; Drew Morgan, 1; Jared Cornelius, 1)

Scored on the first offensive play of the game

vs. Nicholls 2014 (Keon Hatcher 82 yard rush)

Returned a kickoff for TD

vs. Northern Illinois 2014 (Korliss Marshall - 97 yards)

Returned a game-opening kickoff for TD

vs. Northern Illinois 2014 (Korliss Marshall - 97 yards)

Returned a season-opening kickoff for TD

vs. Missouri State 2009 (Dennis Johnson - 91 yards)

Returned a punt for TD

vs. Kansas State 2011 (Joe Adams - 51 yards)

Returned two punts for TDs

vs. Missouri State 2011 (Joe Adams - 61 yards, 69 yards)

Returned an interception for a TD

vs. Alcorn State 2016 (Henre' Toliver - 70 yards)

Returned a fumble for a TD

vs. Texas 2014 (Taiwan Johnson - 0 yards)

Returned a blocked punt for a TD

vs. Eastern Michigan 2009 (Seth Armbrust - 1 yard)

Returned a blocked field goal for a TD

at Mississippi State 2004 (Pierre Brown - 76 yds)

Blocked a punt

at Alabama 2015 (Jeremy Sprinkle)

Blocked a field goal

vs. Alcorn State 2016 (Dan Skipper)

Blocked a PAT

vs. Tulsa 2012 (DeQuinta Jones)

Missed a PAT

vs. Georgia 2014 (John Henson)

Had a punt blocked

vs. Toledo 2015 (Zach Quinn)

Did not punt

vs. Alcorn State 2016

Had a field goal blocked

vs. Kansas State 2015 (Marquel Bryant)

Had a PAT blocked

vs. Georgia 2014

Held an opponent to less than 10 first downs

(8) vs. Texas State 2016

Intercepted 4+ passes

(4) vs. Mississippi State 2007

Intercepted 3+ passes

(3) vs. Ole Miss 2014

Intercepted 2+ passes

(2) vs. Alcorn State 2016

Recovered 3+ fumbles

(3) vs. Ole Miss 2014

Recovered 2+ fumbles

(2) vs. Alcorn State 2016

Forced 6+ turnovers

(6) vs. Ole Miss 2014

Forced 5+ turnovers

(6) vs. Ole Miss 2014

Forced 4+ turnovers

(4) vs. Alcorn State 2016





Held an opponent to less than 300 yards

(105) vs. Texas State 2016

Held an opponent to less than 200 yards

(105) vs. Texas State 2016

Scored a safety

vs. Toledo 2015 (TEAM)

Scored on a fake punt

vs. Texas A&M 2014 (Sam Irwin-Hill - 51-yd. rush)

Scored on a fake field goal

vs. UAB 2014 (Tretola 6 yd. pass to D'Appollonio)

Scored a 2-point conversion

vs. TCU 2016 (A. Allen 3-yd rec. from K. Hatcher)

Committed 1 penalty or less

vs. Missouri 2015

► INDIVIDUAL

Had 400+ yards total offense in a game

(411) Brandon Allen vs. Mississippi State 2015 (5 rushing, 406 passing)

Had 300+ yards total offense in a game

(306) Brandon Allen vs. Kansas State 2015 (-9 rushing, 315 passing)

Was responsible for 5+ TDs in a game

(7) Brandon Allen vs. Mississippi State 2015 (7 pass)

Was responsible for 4+ TDs in a game

(7) Brandon Allen vs. Mississippi State 2015 (7 pass)

Was responsible for 3+ TDs in a game

(3) Austin Allen vs. Alcorn State 2016 (3 pass)

Rushed 40+ times in a game

(40) DeCori Birmingham at Kentucky 2003

Rushed 30+ times in a game

(30) Alex Collins vs. Missouri 2015

Rushed for 200+ yards in a game

(212) Alex Collins at Texas Tech 2014

Rushed for 150+ yards in a game

(185) Alex Collins vs. Kansas State 2015

Rushed for 100+ yards in a game

(135) Devwah Whaley vs. Alcorn State 2016

(126) Rawleigh Williams III vs. Alcorn State 2016

Rushed for 150+ yards in consecutive games

Alex Collins (170) vs. Texas Tech, (151) vs. Texas A&M, (154) at Tennessee 2015

Rushed for 100+ yards in consecutive games

Rawleigh Williams (137) at TCU, (121) vs. Texas State

Rushed for 5+ TDs in a game

(5) Alex Collins vs. UT Martin 2015

Rushed for 4+ TDs in a game

(5) Alex Collins vs. UT Martin 2015

Rushed for 3+ TDs in a game

(3) Alex Collins vs. Kansas State 2015

Passed for 500+ yards in a game

(510) Tyler Wilson vs. Texas A&M 2011

Passed for 400+ yards in a game

(406) Brandon Allen vs. Mississippi State 2015

Passed for 300+ yards in a game

(371) Austin Allen vs. Texas A&M 2016

Attempted 50+ passes in a game

(53) Brandon Allen vs. Toledo 2015

Attempted 40+ passes in a game

(42) Austin Allen vs. Texas A&M 2016

Attempted 30+ passes in a game

(42) Austin Allen vs. Texas A&M 2016

Had 300+ yards receiving in a game

(303) Cobi Hamilton vs. Rutgers 2012

Had 200+ yards receiving in a game

(303) Cobi Hamilton vs. Rutgers 2012

Had 150+ yards receiving in a game

(155) Drew Morgan vs. Texas A&M 2015

Had 100+ yards receiving in a game

(106) Jared Cornelius vs. Alcorn State 2016

100+ receiving yards in consecutive games

Jared Cornelius (126) vs. Texas A&M, (106) vs. Alcorn State 2016

Caught 10+ passes in a game

(10) Cobi Hamilton vs. LSU 2012

Caught 10+ passes in consecutive games

Cobi Hamilton (12) vs. Ole Miss, (11) vs. Tulsa 2012

Caught 3+ TD passes in a game

(3) Jeremy Sprinkle vs. Mississippi State 2015

Caught 2+ TD passes in a game

(2) Jared Cornelius vs. Alcorn State 2016

Scored 15+ points kicking

(15) Todd Wright (4-4 FG, 3-4 PAT) vs. UTEP 1989

Kicked 5+ field goals in a game

(5) Kendall Trainor vs. Texas A&M 1988

Kicked 4+ field goals in a game

(4) Alex Tejada vs. Troy 2007

Made a 60-yard+ FG

(67) Steve Little vs. Texas 1977

Made a 50-yard+ FG

(54) Zach Hocker vs. Mississippi State 2013

Had an 80-yard+ punt

(83) Pete Raether vs. Louisiana-Lafayette 1991

Had a 70-yard+ punt

(79) Sam Irwin-Hill vs. South Carolina 2013

Intercepted 3+ passes in a game

(3) Michael Grant vs. ULM 2006

Intercepted 2+ passes in a game

(2) Tramain Thomas vs. Auburn 2011

Returned 2+ punts for TDs

(2) Joe Adams vs. Missouri State 2011 (61 yards, 69 yards)

Had a 90+ yard rush

(90) Jonathan Williams vs. Nicholls 2014

Had an 80+ yard rush

(80) Alex Collins at LSU 2015

Had a 70+ yard rush

(75) Devwah Whaley vs. Alcorn State 2016

Had a 60+ yard rush

(75) Devwah Whaley vs. Alcorn State 2016

Had a 90+ yard pass

(92) Matt Jones to Richard Smith at Tennessee 2002

Had an 80+ yard pass

(80) Tyler Wilson to Cobi Hamilton vs. Rutgers 2012

Had a 70+ yard pass

(73) Austin Allen to Keon Hatcher vs. Texas State 2016

Had two 80+ yard passes

(85) Ryan Mallett to Cobi Hamilton, (80) Ryan Mallett to Cobi Hamilton vs. LSU 2010

Had two 70+ yard passes

(77) Tyler Wilson to Jonathan Williams, (74) Tyler Wilson to Jonathan Williams vs. Kentucky 2012



► THE LAST TIME AN OPPONENT ...

► TEAM

Failed to score a TD

Texas State 2016

Had 30+ first downs

(32) Mississippi State 2015

300+ yards rushing

(366) Texas A&M 2016

50+ rushing attempts

(52) Auburn 2015

400+ yards passing

(508) Mississippi State 2015

300+ yards passing

(377) TCU 2016

250+ yards passing

(377) TCU 2016

50+ pass attempts

(58) TCU 2016

30+ pass completions

(58) TCU 2016

4+ touchdown passes

(5) Mississippi State 2015

3+ touchdown passes

(5) Mississippi State 2015

500+ yards total offense

(591) Texas A&M 2016

80+ total plays

(90) TCU 2016

70+ points

(70) Southern California 2005

60+ points

(65) Auburn 2010

50+ points

(51) Mississippi State 2015

40+ points

(45) Texas A&M 2016

No turnovers

Ole Miss 2015

5+ Fumbles

(5) Kentucky (lost 2) 2008

100-yard+ rusher and 100-yard+ receiver

Texas A&M 2016 (RUSH: Trevor Knight, 157/T. Williams, 153 ; REC: Josh Reynolds, 141 yards)

Returned a kickoff for TD

Tennessee 2015 (Evan Berry - 96 yards)

Returned a punt for TD

Rutgers 2013 (Janarion Grant - 58 yards)

Returned an interception for a TD

Auburn 2014 (Jermaine Whitehead - 33 yards)

Returned 2+ interceptions for TDs

(2) Alabama 2008 (Javier Arenas - 63 yards, Justin Woodall - 74 yards)

Returned a fumble for a TD

Georgia 2014 (Dominick Sanders - 54 yards)

Returned a blocked punt for a TD

Kentucky 2003 (Andrew Hopewell, six yards)

Blocked a punt

Toledo 2015 (Zach Quinn)

Blocked a field goal

Kansas State 2015 (Marquel Bryant)

Had a field goal blocked

Alcorn State 2016

Had a punt blocked

Alabama 2015

Missed a PAT

Mississippi State 2015

Missed two PATs

Tulsa 2012

Had PAT blocked

Tulsa 2012

Intercepted 3+ passes

(3) Alabama 2010

Scored a safety

Auburn 2008

Scored a 2-point conversion

Auburn 2015

► INDIVIDUAL

Rushed 35+ times in a game

(37) Peyton Barber (Auburn) 2015

Rushed 30+ times in a game

(37) Peyton Barber (Auburn) 2015

Rushed for 200+ yards in a game

(202) Nick Chubb (Georgia) 2014

Rushed for 150+ yards in a game

(157) Trevor Knight (Texas A&M) 2016

Rushed for 3+ touchdowns in a game

(3) Chad Kelly (Ole Miss) 2015

Passed for 500+ yards in a game

(508) Dak Prescott (Mississippi State) 2015

Passed for 400+ yards in a game

(508) Dak Prescott (Mississippi State) 2015

Passed for 300+ yards in a game

(377) Kenny Hill (TCU) 2016

Attempted 60+ passes in a game

(67) Kolton Browning (ULM) 2012

Attempted 50+ passes in a game

(56) Kenny Hill (TCU) 2016

Attempted 40+ passes in a game

(56) Kenny Hill (TCU) 2016

Threw 5+ TDs in a game

(5) Dak Prescott (Mississippi State) 2015

Threw 4+ TDs in a game

(5) Dak Prescott (Mississippi State) 2015

Threw 3+ TDs in game

(5) Dak Prescott (Mississippi State) 2015

Had 400+ yards total offense in a game

(470) Kenny Hill (TCU) 2016 (PASS: 377; RUSH: 93)

Had 300+ yards total offense in a game

(382) Trevor Knight (Texas A&M) 2016 (PASS 225; RUSH: 157)

Had 200+ yards receiving in a game

(208) Jamayel Smith (Mississippi State) 2007

Had 150+ yards receiving in a game

(154) Fred Ross (Mississippi State) 2015

Had 100+ yards receiving in a game

(141) Josh Reynolds (Texas A&M) 2016

Caught 15+ passes in a game

(17) Willie Gosha (Auburn) 1995

Caught 10+ passes in a game

(10) Fred Ross, (10) De'Runnya Wilson (Mississippi State) 2012

Caught 3+ TD passes in a game

(3) Jamie Armstrong (Ole Miss) 2001

Caught 2+ TD passes in a game

(2) Fred Ross (Mississippi State) 2015

Made 4+ field goals in a game

(4) Josh Jasper (LSU) 2009

Made a 50+ yard field goal

(52) Andrew Baggett (Missouri) 2014

Had an 80+ yard punt

(82) Derek Helton (LSU) 2010

Had a 70+ yard punt

(72) Jordan Chiles (Missouri State) 2011

Intercepted 2+ passes in a game

(2) Steven Terrell (Texas A&M) 2012

Had a 90+ yard run

(97) John Avery (Ole Miss) 1997

Had an 80+ yard run

(80) Derrick Henry (Alabama) 2013

Had a 70+ yard run

(80) Derrick Henry (Alabama) 2013

Had a 90+ yard pass

(92) Trevor Knight to Josh Reynolds (Texas A&M) 2016

Had an 80+ yard pass

(92) Trevor Knight to Josh Reynolds (Texas A&M) 2016

Had a 70+ yard pass

(92) Trevor Knight to Josh Reynolds (Texas A&M) 2016

ARKANSAS VS. ALABAMA



GAME	FINAL SCORE	SCORE BY QUARTER				FIRST DOWNS				RUSHING			PASSING			TOTAL OFFENSE		PUNTING	FUMBLES	PENALTY	THIRD DOWNS	TOTAL TOP
		1	2	3	4(OT)	RU	PA	PN	TOT	ATT	YDS	TD	C-A-I	YDS	TD	ATT	YDS	NO-AVG	NO-LOST	NO-YDS		
LA Tech	20	7	7	6	0	5	10	1	16	23	79	2	19-31-1	212	0	54	291	3-38.3	1-0	3-20	5-11	23:19
Arkansas	21	7	7	0	7	8	12	1	21	40	106	1	20-29-2	191	2	69	297	4-47.5	1-0	4-35	3-12	36:41
Arkansas	41	3	10	7	21	9	11	0	20	43	180	1	17-29-0	223	3	72	403	6-50.7	0-0	5-45	7-16	33:07
TCU	38	0	0	7	31	6	19	0	25	32	195	4	36-58-1	377	1	90	572	5-39.8	1-1	9-95	12-19	26:53
Texas State	3	0	0	3	0	5	3	0	8	26	22	0	11-26-1	83	0	52	105	8-45.6	0-0	5-45	3-14	20:31
Arkansas	42	14	21	7	0	15	9	2	26	44	233	2	16-22-0	241	2	66	467	4-43.5	1-1	7-40	4-9	34:29
Arkansas	24	7	10	0	7	4	17	6	27	40	120	1	28-42-0	371	2	82	491	3-39.3	3-3	7-62	9-16	39:45
Texas A&M	45	0	17	7	21	13	7	2	22	37	366	4	12-22-0	225	2	59	591	2-47.5	3-2	7-55	8-12	20:15
Alcorn St.	10	0	7	3	0	8	7	0	15	38	155	1	13-19-2	158	0	57	313	5-42.2	3-2	3-15	4-11	31:55
Arkansas	52	24	0	14	14	17	8	0	25	38	353	3	13-18-0	206	3	56	559	0-0	1-1	4-45	2-7	28:05

► GAME-BY-GAME OFFENSIVE STARTERS

OPPONENT	LT	LG	C	RG	RT	TE	TE/WR/FB	QB	RB	WR	WR
LA Tech	Skipper	Froholdt	Ragnow	Raulerson	C. Jackson	Sprinkle	J. Cornelius (WR)	A. Allen	R. Williams	Hollister	Morgan
TCU	Skipper	Froholdt	Ragnow	Raulerson	C. Jackson	Sprinkle	H. Johnson (FB)	A. Allen	R. Williams	Reed	Morgan
Texas State	Skipper	Froholdt	Raulerson	Ragnow	C. Jackson	Sprinkle	H. Johnson (FB)	A. Allen	R. Williams	Reed	Hatcher
Texas A&M	Skipper	Froholdt	Ragnow	Raulerson	B. Wallace	Sprinkle	H. Johnson (FB)	A. Allen	R. Williams	Morgan	Hatcher
Alcorn State	Skipper	Froholdt	Ragnow	Raulerson	B. Wallace	Sprinkle	H. Johnson (FB)	A. Allen	R. Williams	Hollister	Morgan

► GAME-BY-GAME DEFENSIVE STARTERS

OPPONENT	DE	DT	DT	DE	SLB/CB	MLB	WLB	CB	FS	SS/FS	CB
LA Tech	Roesler	T. Johnson	J. Ledbetter	Wise	K. Richardson (CB)	Ellis	Greenlaw	Collins	Liddell	S. Ramirez	Toliver
TCU	Beanum	T. Johnson	J. Ledbetter	Wise	Pulley (CB)	Ellis	Greenlaw	Collins	Liddell	S. Ramirez	Toliver
Texas State	Beanum	T. Johnson	J. Ledbetter	Wise	Pulley (CB)	Ellis	Greenlaw	Collins	Liddell	S. Ramirez	Toliver
Texas A&M	Beanum	T. Johnson	J. Ledbetter	Wise	Pulley (CB)	Ellis	Greenlaw	Collins	Liddell	S. Ramirez	Toliver
Alcorn State	Beanum	T. Johnson	J. Ledbetter	Wise	Pulley (CB)	Ellis	Greenlaw	Collins	Liddell	Coley	Toliver

► SEASON/CAREER STARTS

OFFENSE	2016	2015	2014	2013	TOT	CONS
Austin Allen, QB, Jr.	5	-	-	-	5	5
Anthony Antwine, WR, Jr.	-	1	-	-	1	0
Jared Cornelius, WR, Jr.	1	6	-	-	7	0
Hjalte Froholdt, OL, So.	5	-	-	-	5	5
Keon Hatcher, WR, Sr.	2	2	11	6	21	0
Cody Hollister, WR, Sr.	2	1	7	-	10	1
Colton Jackson, OL, R-Fr.	3	-	-	-	3	0
Kendrick Jackson, FB, So.	-	1	-	-	1	0
Hayden Johnson, FB, Fr.	4	-	-	-	4	4
Damon Mitchell, WR, Jr.	-	1	-	-	1	0
Drew Morgan, WR, Sr.	4	10	-	-	14	2
Frank Ragnow, OL, Jr.	5	13	-	-	18	18
Jake Raulerson, OL, Jr.	5	-	-	-	5	5
Dominique Reed, WR, Sr.	2	6	-	-	8	0
Luke Rossi, WR, So.	-	1	-	-	1	0
Dan Skipper, OL, Sr.	5	13	13	8	39	39
Jeremy Sprinkle, TE, Sr.	5	7	-	2	14	5
Kody Walker, RB, Sr.	-	1	1	-	2	0
Brian Wallace, OL, So.	2	-	-	-	2	2
Rawleigh Williams, RB, So.	5	-	-	-	5	5

DEFENSE	2016	2015	2014	2013	TOT	CONS
Tevin Beanum, DL, Jr.	4	8	-	-	12	4
De'Andre Coley, FS, Jr.	1	-	-	-	1	1
Jared Collins, DB, Sr.	5	13	12	2	32	28
DJ Dean, DB, Sr.	-	8	7	1	16	0
Brooks Ellis, LB, Sr.	5	13	11	4	33	23
Dwayne Eugene, LB, Jr.	-	1	-	-	1	0
Dre Greenlaw, LB, So.	5	11	-	-	16	16
Khalia Hackett, LB, Jr.	-	1	-	-	1	0
Taiwan Johnson, DL, Sr.	5	13	13	-	31	31
Jeremiah Ledbetter, DL, Sr.	5	12	-	-	17	17
Brandon Lewis, DL, Sr.	-	-	-	1	1	0
Josh Liddell, DB, Jr.	5	10	2	-	17	12
Ryan Pulley, DB, So.	4	1	-	-	5	4
Santos Ramirez, DB, So.	4	3	-	-	7	4
Kevin Richardson, DB, Jr.	1	5	-	-	6	0
Karl Roesler, DL, Jr.	1	-	-	-	1	0
Henre' Toliver, DB, Jr.	5	10	4	-	19	9
Josh Williams, LB, Sr.	-	2	2	-	4	0
Deatrich Wise Jr., DL, Sr.	5	-	1	1	7	5
JaMichael Winston, DL, Sr.	-	6	12	-	18	0



GAME NOTES

▶ ARKANSAS SCORING DRIVES

Opponent	No. of Plays	Total Yards	Drive Time	Type of Score	Score Qtr/Time	Drive Start	Scoring Play
LA Tech	11	75	6:19	TD	1st/2:52	AR 25	R. Williams 6-yd rush
LA Tech	9	63	4:04	TD	2nd/7:01	AR 37	J. Cornelius 13-yd rec.
LA Tech	13	77	7:37	TD	4th/6:37	AR 23	Sprinkle 4-yd rec.
TCU	8	55	3:20	FG	1st/11:40	AR 25	Hedlund 38-yd field goal
TCU	13	56	6:37	FG	2nd/12:07	AR 35	Hedlund 27-yd field goal
TCU	0	0	-	TD	2nd/10:09	TCU 00	Ellis 47-yd interception ret.
TCU	6	63	3:52	TD	3rd/4:27	AR 37	Morgan 13-yd rec.
TCU	4	58	0:56	TD	4th/1:03	AR 42	Hatcher 16-yd rec.
TCU	3	25	-	TD	10T	TCU 25	Sprinkle 19-yd rec.
TCU	4	25	-	TD	20T	TCU 25	A. Allen 5-yd rush
Texas State	10	82	5:45	TD	1st/9:15	AR 18	Hatcher 9-yd rec.
Texas State	5	87	2:20	TD	1st/4:36	AR 13	K. Walker 1-yd rush
Texas State	0	0	-	TD	2nd/11:31	TXST 00	Pulley 25-yd interception ret.
Texas State	7	50	4:03	TD	2nd/5:22	AR 50	Sprinkle 10-yd rec.
Texas State	8	93	1:57	TD	2nd/0:44	AR 7	R. Williams 1-yd rush
Texas State	3	42	8:54	TD	3rd/1:02	AR 18	R. Williams 15-yd rush
Texas A&M	2	16	0:48	TD	1st/12:29	TAMU 16	Hatcher 15-yd rec.
Texas A&M	9	68	4:53	FG	2nd/9:59	AR 25	Hedlund 25-yd field goal
Texas A&M	5	75	3:11	TD	2nd/1:31	AR 25	R. Williams 8-yd rush
Texas A&M	12	92	4:04	TD	4th/6:21	AR 08	J. Cornelius 5-yd rec.
Alcorn State	7	36	2:49	FG	1st/12:11	ALCN 43	Hedlund 25-yd field goal
Alcorn State	1	29	0:09	TD	1st/9:03	ALCN 29	J. Cornelius 29-yd rec.
Alcorn State	1	75	0:16	TD	1st/7:22	AR 25	Whaley 75-yd rush
Alcorn State	7	82	3:49	TD	1st/0:17	AR 18	J. Cornelius 35-yd rec.
Alcorn State	0	0	-	TD	3rd/9:42	ALCN 00	Toliver 70-yd interception ret.
Alcorn State	5	55	2:07	TD	3rd/5:44	AR 45	Hollister 26-yd rush
Alcorn State	9	75	4:51	TD	4th/13:49	AR 25	Pettway 10-yd rec.
Alcorn State	7	95	4:00	TD	4th/6:36	AR 05	Hammonds 5-yd rush

▶ OPPONENT SCORING DRIVES

Opponent	No. of Plays	Total Yards	Drive Time	Type of Score	Score Qtr/Time	Drive Start	Scoring Play
LA Tech	8	62	2:31	TD	1st/9:11	LATECH 38	J. Smith 9-yd rush
LA Tech	7	48	2:48	TD	2nd/1:40	AR 48	J. Craft 1-yd rush
LA Tech	8	38	3:45	FG	3rd/11:15	LATECH 36	J. Barnes 43-yd field goal
LA Tech	9	63	4:12	FG	3rd/4:58	LATECH 34	J. Barnes 20-yd field goal
TCU	9	84	2:55	TD	3rd/14:53	TCU 16	Hicks 9-yd rush
TCU	7	80	1:46	TD	4th/9:44	TCU 20	Hill 1-yd rush
TCU	2	50	0:32	TD	4th/7:15	TCU 50	Hicks 7-yd rush
TCU	8	50	3:59	TD	4th/2:05	TCU 50	Hill 5-yd rush
TCU	5	25	-	TD	10T	AR 25	Williams 13-yd rec.
TCU	4	5	-	FG	20T	AR 25	Graf 37-yd field goal
Texas State	3	35	5:04	FG	3rd/9:56	TXST 25	Sherman 39-yd field goal
Texas A&M	3	51	0:54	TD	2nd/14:52	TAMU 49	Knight 42-yd rush
Texas A&M	8	69	3:19	FG	2nd/4:42	TAMU 01	LaCamera 48-yd field goal
Texas A&M	6	74	1:18	TD	2nd/0:13	TAMU 25	Knight 48-yd rush
Texas A&M	2	94	0:42	TD	3rd/1:33	TAMU 06	Reynolds 92-yd rec.
Texas A&M	7	85	2:06	TD	4th/11:54	TAMU 15	Williams 33-yd rush
Texas A&M	3	15	0:38	TD	4th/10:25	AR 15	Kirk 9-yd rec.
Texas A&M	3	52	1:24	TD	4th/4:57	TAMU 48	Williams 22-yd rush
Alcorn State	9	61	4:33	TD	2nd/10:44	ALCN 39	Johnson 12-yd rush
Alcorn State	6	49	2:04	FG	3rd/3:40	ALCN 25	McCraney 43-yd field goal

▶ SCORING DRIVE ANALYSIS

YARDAGE	ARKANSAS		OPPONENTS	
	TD	FG	TD	FG
No Drive	3	--	--	--
Negative Yds.	--	--	--	--
0-9	--	--	--	--
10-19	1	--	1	--
20-29	3	--	1	-1
30-39	--	1	--	1
40-49	--	--	1	1
50-59	3	2	4	1
60-69	2	1	2	2
70-79	5	--	1	--
80-89	4	--	3	--
90-99	3	--	1	--
TOTALS	24	4	14	6

▶ GAME-OPENING DRIVES

OPPONENT	ARKANSAS			OPPONENTS		
	PTS	1STD	YDS	PTS	1STD	YDS
LA Tech	0	2	18	7	3	62
TCU	3	2	55	0	3	71
Texas State	7	6	82	0	1	18
Texas A&M	0	0	6	0	2	40
Alcorn State	3	2	36	0	0	-3
TOTALS	13	12	197	7	9	188

▶ SECOND-HALF OPENING DRIVES

OPPONENT	ARKANSAS			OPPONENTS		
	PTS	1STD	YDS	PTS	1STD	YDS
LA Tech	0	0	-15	3	2	38
TCU	0	0	9	7	3	84
Texas State	7	6	82	3	4	53
Texas A&M	0	7	89	0	5	81
Alcorn State	7	3	55	0	3	41
TOTALS	14	16	222	13	17	297



► DRIVE SUPERLATIVES

	ARKANSAS	OPPONENTS
Most Plays/Result	19 vs. Texas A&M/Turnover on Downs	16 vs. Texas State/Field Goal
Most Yards/Result	95 vs. Alcorn State/Touchdown	94 vs. Texas A&M/Touchdown
Most Time/Result	9:55 vs. Texas A&M/Turnover on Downs	5:18 vs. Alcorn State/Interception

► THREE-AND-OUTS

	ARKANSAS THREE-AND-OUTS/DRIVES	OPPONENTS THREE-AND-OUTS/DRIVES
LA Tech	2/11	2/10
TCU	4/15	1/15
Texas State	2/11	7/11
Texas A&M	2/13	2/13
Alcorn State	0/13	3/13
TOTAL	10/63	15/62

► NON-OFFENSIVE SCORES

ARKANSAS (3)	OPPONENTS (0)
Brooks Ellis 47-yd int. return (at TCU)	
Ryan Pulley 25-yd int. return (Texas State)	
Henre' Toliver 70-yd int. return (Alcorn State)	

► SPECIAL TEAMS TACKLES

	TOTAL	KO	PUNT
Josh Harris	5	5	0
Ryder Lucas	4	4	0
De'Jon Harris	3	3	0
Matt Emrich	2	0	2
Jared Collins	2	2	0
Damon Mitchell	2	2	0
Khalia Hackett	2	2	0
Santos Ramirez	2	1	1
Henre' Toliver	2	1	1
Byron Keaton	2	2	0
Dwayne Eugene	1	1	0
Toby Baker	1	0	1
Connor Limpert	1	1	0
Cody Hollister	1	1	0
Adam McFain	1	1	0
Austin Cantrell	1	0	1
De'Andre Coley	1	1	0
TOTAL	33	27	6



GAME NOTES

▶ ARKANSAS 20-YARD PLUS PLAYS

YARDS	TYPE	PLAYER(S)	OPPONENT
*75	Rush	Devwah Whaley	Alcorn State
73	Pass	Keon Hatcher from Austin Allen	TEXAS STATE
*70	INT	Henre' Toliver	Alcorn State
55	Rush	R. Williams	Texas A&M
*47	INT	Brooks Ellis	TCU
44	Pass	Keon Hatcher from Austin Allen	Texas A&M
38	Pass	Jared Cornelius from Austin Allen	Texas A&M
38	Pass	Jared Cornelius from Austin Allen	Texas A&M
37	Rush	R. Williams	TCU
*35	Pass	Jared Cornelius from Austin Allen	Alcorn State
33	Pass	Jared Cornelius from Austin Allen	Texas A&M
33	PR	Drew Morgan	Alcorn State
32	Pass	Dominique Reed from Austin Allen	TEXAS STATE
*29	Pass	Jared Cornelius from Austin Allen	Alcorn State
29	Rush	R. Williams	Alcorn State
*26	Rush	Cody Hollister	Alcorn State
25	Pass	Jeremy Sprinkle from Austin Allen	TCU
25	KR	Deon Stewart	Alcorn State
*25	INT	Ryan Pulley	TEXAS STATE
25	KR	Dominique Reed	LA Tech
24	Pass	Drew Morgan from Austin Allen	TCU
24	Pass	Drew Morgan from Austin Allen	TCU
24	Rush	R. Williams	Alcorn State
24	Pass	Jared Cornelius from Austin Allen	Alcorn State
23	Pass	Jeremy Sprinkle from Austin Allen	Texas A&M
22	Rush	R. Williams	TCU
22	Rush	Cody Hollister	Alcorn State
22	KR	Dominique Reed	TCU
21	Pass	Drew Morgan from Austin Allen	Texas A&M
21	KR	Dominique Reed	TCU

* touchdown scored on play

▶ ARKANSAS LONG PLAYS BY YARDS

	NO	TD
100+	0	0
90-99	0	0
80-89	0	0
70-79	3	2
60-69	0	0
50-59	1	0
40-49	2	1
30-39	7	1
20-29	17	3
TOTAL	30	7

▶ ARKANSAS LONG PLAYS BY TYPE

	NO	TD
Rushing	8	2
Passing	14	2
Punt returns	1	0
Kick returns	4	0
Interceptions	3	3
Fumble returns	0	0
Other	0	0
TOTAL	30	7

▶ ARKANSAS 20-YARD PLUS PLAYS BY PLAYER

PLAYER	NO.	TD	R	P	KR	PR	IR	FR
Jared Cornelius	6	2	0	6	0	0	0	0
R. Williams	5	0	5	0	0	0	0	0
Drew Morgan	4	0	0	3	0	1	0	0
Dominique Reed	4	0	0	1	3	0	0	0
Cody Hollister	2	1	2	0	0	0	0	0
Keon Hatcher	2	0	0	2	0	0	0	0
Jeremy Sprinkle	2	0	0	2	0	0	0	0
Ryan Pulley	1	1	0	0	0	0	1	0
Brooks Ellis	1	1	0	0	0	0	1	0
Henre' Toliver	1	1	0	0	0	0	1	0
Devwah Whaley	1	1	1	0	0	0	0	0
Deon Stewart	1	0	0	0	1	0	0	0
TOTAL	30	7	8	14	4	1	3	0

▶ ARKANSAS LONGEST PLAYS OF THE YEAR

TYPE	YDS	PLAY
Rushing	75	Devwah Whaley vs Alcorn State (10/1/2016)
Rushing Touchdown	75	Devwah Whaley vs Alcorn State (10/1/2016)
Passing	73	Keon Hatcher from Austin Allen vs Texas State (9/17/2016)
Passing Touchdown	35	Jared Cornelius from Austin Allen vs Alcorn State (10/1/2016)
Punt Return	33	Drew Morgan vs Alcorn State (10/1/2016)
Kick Return	25	Deon Stewart vs Alcorn State (10/1/2016)
	25	Dominique Reed vs LA Tech (9/3/2016)
Interception Return	70	Henre' Toliver vs Alcorn State (10/1/2016)
Fumble Return	-	-
Punt	59	Toby Baker vs TCU (9/10/2016)
Field Goal	38	Cole Hedlund vs TCU (9/10/2016)



► GAME 1

LOUISIANA TECH (0-1)..... 20

ARKANSAS (1-0) 21

September 3, 2016 | Fayetteville, Ark.

Donald W. Reynolds Razorback Stadium | Time: 3:00 p.m. | Attendance: 69,132

TV: SEC Network > Beth Mowins (PBP), Anthony Becht (Anayst), Rocky Boiman (Sideline)

LA TECH

RUSHING	Att.	Gain	Lost	Net	TD	Long	Avg.
Jarred Craft	12	68	0	68	1	31	5.7
J'Mar Smith	9	30	20	10	1	9	1.1
Boston Scott	1	2	0	2	0	2	2.0
C. Henderson	1	0	1	-1	0	0	-1.0

PASSING	Comp.	Att.	Yds	TD	Int	Long	Sack
J'Mar Smith	19	31	212	0	1	26	3

RECEIVING	No.	Yds	TD	Long
Trent Taylor	8	78	0	19
C. Henderson	6	71	0	24
Marcus Gaines	2	31	0	24
Jarred Craft	2	28	0	26
Conner Smith	1	4	0	4

PUNTING	No.	Yds	Avg.	Long	120	50+
Gerald Shouse	3	115	38.3	49	0	0

FIELD GOALS	Made	Att.	Long	Kicks
J. Barnes	2	4	43	Missed 54, Made 43, Made 20, Missed 39

ARKANSAS

RUSHING	Att.	Gain	Lost	Net	TD	Long	Avg.
R. Williams	24	102	6	96	1	14	4.0
Kody Walker	6	24	0	24	0	7	4.0
Jared Cornelius	3	13	0	13	0	8	4.3
Devwah Whaley	2	3	2	1	0	3	0.5
Team	1	0	2	-2	0	0	-2.0
Austin Allen	4	0	26	-26	0	0	-6.5

PASSING	Comp.	Att.	Yds	TD	Int	Long	Sack
Austin Allen	20	29	191	2	2	18	4

RECEIVING	No.	Yds	TD	Long
Keon Hatcher	6	86	0	18
Drew Morgan	5	47	0	18
Jeremy Sprinkle	3	19	1	12
R. Williams	3	15	0	16
Jared Cornelius	1	13	1	13
Dominique Reed	1	6	0	6
Austin Cantrell	1	5	0	5

PUNTING	No.	Yds	Avg.	Long	120	50+
Toby Baker	4	190	47.5	55	1	2

FIELD GOALS	Made	Att.	Long	Kicks
--				



In his first game action since suffering a season-ending neck injury in 2015, sophomore **RB RAWLEIGH WILLIAMS III** scored Arkansas' first touchdown of the season and went on to rush for a game-high 96 yards on a then career-best 24 carries.

► SCORING SUMMARY

	1st	2nd	3rd	4th	Final
Louisiana Tech	7	7	6	0	20
Arkansas	7	7	0	7	21

	Qtr.	Time	Scoring Play
LA Tech	1st	9:11	J'Mar Smith 9 yd run (J. Barnes Kick)
Arkansas	1st	2:52	R. Williams 6 yd run (Hedlund Kick)
Arkansas	2nd	7:01	J. Cornelius 13 yd pass from Allen (Hedlund Kick)
LA Tech	2nd	1:40	Jarred Craft 1 yd run (J. Barnes Kick)
LA Tech	3rd	11:14	J. Barnes 43 yd field goal
LA Tech	3rd	4:58	J. Barnes 20 yd field goal
Arkansas	4th	6:37	J. Sprinkle 4 yd pass from Allen (Hedlund Kick)

► TEAM STATS

	LA TECH	ARKANSAS
FIRST DOWNS	16	21
RUSHES-YARDS (NET)	23-79	40-106
PASSING YDS (NET)	212	191
Comp-Passes Att-Int	19-31-1	20-29-2
TOTAL OFFENSE PLAYS-YARDS	54-291	69-297
Fumble Returns-Yards	0-0	0-0
Punt Returns-Yards	2-39	1-0
Kickoff Returns-Yards	3-84	2-42
Interception Returns-Yards	2-34	1-3
Punts (Number-Avg)	3-38.3	4-47.5
Fumbles-Lost	1-0	1-0
Penalties-Yards	3-20	4-35
Possession Time	23:19	36:41
Third-Down Conversions	5 of 11	3 of 12
Fourth-Down Conversions	0 of 0	3 of 3
Red-Zone Scores-Chances	3-3	3-4
Sacks By: Number-Yards	4-26	3-20



► GAME 2

ARKANSAS (2-0) 41
NO. 15/12 TCU (1-1) 38

September 10, 2016 | Fort Worth, Texas

Amon G. Carter Stadium | Time: 6:00 p.m. | Attendance: 48,091

TV: ESPN > Joe Tessitore (PBP), Todd Blackledge (Analyst), Holly Rowe (Sideline)

ARKANSAS

RUSHING	Att.	Gain	Lost	Net	TD	Long	Avg.
R. Williams	28	146	0	137	0	37	4.9
Kody Walker	7	20	1	19	0	6	2.7
Dominique Reed	2	18	0	18	0	15	9.0
Devwah Whaley	2	5	0	5	0	5	2.5
Austin Allen	3	8	6	2	1	5	0.7
Team	1	0	1	-1	0	0	-1.0

PASSING	Comp.	Att.	Yds	TD	Int	Long	Sack
Austin Allen	17	29	233	3	0	25	1

RECEIVING	No.	Yds	TD	Long
Drew Morgan	7	93	1	24
Jeremy Sprinkle	3	58	1	25
Keon Hatcher	2	22	1	16
Jared Cornelius	2	17	0	17
Hayden Johnson	1	18	0	18
Dominique Reed	1	11	0	11
Austin Cantrell	1	4	0	4

PUNTING	No.	Yds	Avg.	Long	I20	50+
Toby Baker	6	304	50.7	59	1	5

FIELD GOALS	Made	Att.	Long	Kicks
Cole Hedlund	2	3	38	Made 38, Made 27, Missed 22

TCU

RUSHING	Att.	Gain	Lost	Net	TD	Long	Avg.
Kenny Hill	15	111	18	93	2	26	6.2
Kyle Hicks	11	49	0	49	2	9	4.5
Derrick Green	5	31	0	31	0	14	6.2
Deante Gray	1	22	0	22	0	19	22.0

PASSING	Comp.	Att.	Yds	TD	Int	Long	Sack
Kenny Hill	36	56	377	1	1	57	3
Team	0	2	0	0	0	0	0

RECEIVING	No.	Yds	TD	Long
Kyle Hicks	8	92	0	31
K. Turpin	7	126	0	57
Ty Slanina	7	75	0	18
Desmon White	5	16	0	5
Deante Gray	3	17	0	9
Emanuel Porter	2	10	0	14
John Diarse	1	18	0	18
Taj Williams	1	13	1	13
Daniel Walsh	1	7	0	7
Sewo Olonilu	1	3	0	3

PUNTING	No.	Yds	Avg.	Long	I20	50+
Adam Nunez	5	199	39.8	49	1	0

FIELD GOALS	Made	Att.	Long	Kicks
Ryan Graf	1	2	37	Missed 28, Made 37



Senior **LB BROOKS ELLIS'** 47-yard interception return for a touchdown gave Arkansas a 13-0 lead at the half. Ellis finished with 13 stops, including a career-high three for loss, and had at least one tackle in eight of TCU's first nine drives.

► SCORING SUMMARY

	1st	2nd	3rd	4th	OT1	OT2	Final
Arkansas	3	10	7	8	7	6	41
TCU	0	0	7	21	7	3	38

	Qtr.	Time	Scoring Play
Arkansas	1st	11:40	Cole Hedlund 38 yd field goal
Arkansas	2nd	12:07	Cole Hedlund 27 yd field goal
Arkansas	2nd	10:09	Brooks Ellis 47 yd interception return (Hedlund Kick)
TCU	3rd	11:58	Kyle Hicks 9 yd run (Graf Kick)
Arkansas	3rd	4:27	Drew Morgan 13 yd pass from Allen (Hedlund Kick)
TCU	4th	9:44	Kenny Hill 1 yd run (Graf Kick)
TCU	4th	7:15	Kyle Hicks 7 yd run (Graf Kick)
TCU	4th	2:05	Kenny Hill 5 yd run (Graf Kick)
Arkansas	4th	1:03	Keon Hatcher 16 yard pass from Allen (2PT)
Arkansas	OT	15:00	Jeremy Sprinkle 19 yd pass from Allen (Hedlund Kick)
TCU	OT	15:00	Taj Williams 13 yd pass from Hill (Graf Kick)
TCU	OT	15:00	Graf 37 yd field goal
Arkansas	OT	15:00	Austin Allen 5 yd run

► TEAM STATS

	ARKANSAS	TCU
FIRST DOWNS	20	25
RUSHES-YARDS (NET)	43-180	32-195
PASSING YDS (NET)	223	377
Comp-Passes Att-Int	17-29-0	36-58-1
TOTAL OFFENSE PLAYS-YARDS	72-403	90-572
Fumble Returns-Yards	0-0	0-0
Punt Returns-Yards	2-35	2-33
Kickoff Returns-Yards	4-77	5-155
Interception Returns-Yards	1-47	0-0
Punts (Number-Avg)	6-50.7	5-39.8
Fumbles-Lost	0-0	1-1
Penalties-Yards	5-45	9-95
Possession Time	33:07	26:53
Third-Down Conversions	7 of 16	12 of 19
Fourth-Down Conversions	0 of 0	1 of 1
Red-Zone Scores-Chances	6-7	6-7
Sacks By: Number-Yards	3-18	1-6



► GAME 3

TEXAS STATE (1-1) 3

NO. 24 ARKANSAS (3-0) 42

September 17, 2016 | Fayetteville, Ark.

Donald W. Reynolds Razorback Stadium | Time: 6:30 p.m. | Attendance: 69,132

TV: SECN Alt. > Roy Philpott (PBP), Clint Stoerner (Anayst), Dawn Davenport (Sideline)

TEXAS STATE

RUSHING	Att.	Gain	Lost	Net	TD	Long	Avg.
S. Mayberry	10	34	0	34	0	6	3.4
Eddie Printz	2	19	0	19	0	13	9.5
J. Worrell	4	2	0	2	0	2	0.5
Tyler Jones	10	8	41	-33	0	4	-3.3

PASSING	Comp.	Att.	Yds	TD	Int	Long	Sack
Tyler Jones	11	26	83	0	1	24	4

RECEIVING	No.	Yds	TD	Long
S. Mayberry	3	13	0	6
T. Morbley	2	19	0	10
Gabe Schrade	2	12	0	8
Tyler Watts	2	6	0	4
Elijah King	1	24	0	24
Eric Luna	1	9	0	9

PUNTING	No.	Yds	Avg.	Long	I20	50+
Lumi Kaba	8	365	45.6	57	4	3

FIELD GOALS	Made	Att.	Long	Kicks
James Sherman	1	1	39	Made 39

ARKANSAS

RUSHING	Att.	Gain	Lost	Net	TD	Long	Avg.
R. Williams	19	122	1	121	2	18	6.4
Devwah Whaley	11	50	0	50	0	9	4.5
Kody Walker	7	23	0	23	1	12	3.3
Dominique Reed	1	15	0	15	0	15	15.0
Austin Allen	4	21	6	15	0	8	3.8
Damon Mitchell	2	2	0	2	0	2	1.0

PASSING	Comp.	Att.	Yds	TD	Int	Long	Sack
Austin Allen	16	21	241	2	0	73	1
Ty Storey	0	1	0	0	0	0	0

RECEIVING	No.	Yds	TD	Long
Keon Hatcher	3	96	1	73
Cody Hollister	3	38	0	19
Drew Morgan	3	28	0	15
Jeremy Sprinkle	3	20	1	10
Dominique Reed	2	36	0	32
Austin Cantrell	1	12	0	12
Kody Walker	1	11	0	11

PUNTING	No.	Yds	Avg.	Long	I20	50+
Toby Baker	2	80	40.0	50	2	1
Blake Johnson	2	94	47.0	48	1	0

FIELD GOALS	Made	Att.	Long	Kicks
--				



Junior **JEREMIAH LEDBETTER** recorded 1.5 sacks to help Arkansas limit Texas State to just 105 total yards, including 22 on the ground. The Bobcats had just one first down in their first seven possessions, as the Razorbacks took a 35-0 lead into the half.

► SCORING SUMMARY

	1st	2nd	3rd	4th	Final
Texas State	0	0	3	0	3
Arkansas	14	21	7	0	42

	Qtr.	Time	Scoring Play
Arkansas	1st	9:15	Keon Hatcher 9 yd pass from Allen (Hedlund Kick)
Arkansas	1st	4:36	Kody Walker 1 yd run (Hedlund Kick)
Arkansas	2nd	11:31	Ryan Pulley 25 yd interception return (Hedlund Kick)
Arkansas	2nd	5:22	J. Sprinkle 10 yd pass from Allen (Hedlund Kick)
Arkansas	2nd	0:44	R. Williams 1 yd run (Hedlund Kick)
Texas State	3rd	9:56	James Sherman 39 yd field goal
Arkansas	3rd	1:02	R. Williams 15 yd run (Hedlund Kick)

► TEAM STATS

	TEXAS STATE	ARKANSAS
FIRST DOWNS	8	26
RUSHES-YARDS (NET)	26-22	44-226
PASSING YDS (NET)	83	241
Comp-Passes Att-Int	11-26-1	16-22-0
TOTAL OFFENSE PLAYS-YARDS	52-105	66-467
Fumble Returns-Yards	0-0	0-0
Punt Returns-Yards	1-1	2-1
Kickoff Returns-Yards	3-53	2-26
Interception Returns-Yards	0-0	1-25
Punts (Number-Avg)	8-45.6	4-43.5
Fumbles-Lost	0-0	1-1
Penalties-Yards	5-45	7-40
Possession Time	20:31	34:29
Third-Down Conversions	3 of 14	4 of 9
Fourth-Down Conversions	1 of 1	1 of 1
Red-Zone Scores-Chances	1-1	5-5
Sacks By: Number-Yards	1-6	4-40



► GAME 4

NO. 17/18 ARKANSAS (3-1, 0-1)..... 24**NO. 10/13 TEXAS A&M** (4-0, 2-0)..... 45

September 24, 2016 | Arlington, Texas

AT&T Stadium | Time: 8:15 p.m. | Attendance: 48,091

TV: ESPN > Joe Tessitore (PBP), Todd Blackledge (Analyst), Holly Rowe (Sideline)

ARKANSAS

RUSHING	Att.	Gain	Lost	Net	TD	Long	Avg.
R. Williams	17	89	19	79	1	55	4.6
Devwah Whaley	9	36	7	29	0	16	3.2
Kody Walker	4	23	0	23	0	17	5.8
Jared Cornelius	1	7	0	7	0	7	7.0
Kendrick Jackson	1	0	0	0	0	0	0.0
Team	1	0	1	-1	0	0	-1.0
Keon Hatcher	1	0	5	-5	0	0	-5.0
Dominique Reed	1	0	6	-6	0	0	-6.0
Austin Allen	5	7	13	-6	0	4	-1.2

PASSING	Comp.	Att.	Yds	TD	Int	Long	Sack
Austin Allen	28	42	371	2	0	44	1

RECEIVING	No.	Yds	TD	Long
Drew Morgan	9	86	0	21
Jared Cornelius	7	126	1	38
Jeremy Sprinkle	4	46	0	23
Keon Hatcher	3	77	1	44
Cody Hollister	3	39	0	19
Kendrick Jackson	1	1	0	1
R. Williams	1	-4	0	0

PUNTING	No.	Yds	Avg.	Long	120	50+
Toby Baker	3	118	39.3	46	1	0

FIELD GOALS	Made	Att.	Long	Kicks
Cole Hedlund	1	1	25	Made 25

TEXAS A&M

RUSHING	Att.	Gain	Lost	Net	TD	Long	Avg.
Trevor Knight	10	168	11	157	2	62	15.7
Trayveon Williams	12	153	0	153	2	33	12.8
Keith Ford	10	60	5	55	0	27	5.5
James White	1	6	0	6	0	6	6.0
Kendall Bussey	2	1	0	1	0	1	0.5
Team	2	0	6	-6	0	0	-3.0

PASSING	Comp.	Att.	Yds	TD	Int	Long	Sack
Trevor Knight	12	22	225	2	0	92	1

RECEIVING	No.	Yds	TD	Long
Josh Reynolds	4	141	1	92
Christian Kirk	3	25	1	9
Trayveon Williams	3	5	0	9
Ricky Seals-Jones	1	47	0	47
Frank Iheanacho	1	7	0	7

PUNTING	No.	Yds	Avg.	Long	120	50+
Shane Tripucka	2	95	47.5	50	1	1

FIELD GOALS	Made	Att.	Long	Kicks
Daniel LaCamera	1	2	48	Missed 36, Made 48



Junior **QB AUSTIN ALLEN** threw for a career-high 371 yards, including 156 yards in the fourth quarter alone. Allen's 371 yards through the air are the 10th-most in an SEC game in program history, while he extended his streak of attempts without an interception to 102.

► SCORING SUMMARY

	1st	2nd	3rd	4th	Final
Arkansas	7	10	0	7	24
Texas A&M	0	17	7	21	45

	Qtr.	Time	Scoring Play
Arkansas	1st	12:29	Keon Hatcher 15 yd pass from Allen (Hedlund Kick)
Texas A&M	2nd	14:52	Trevor Knight 42 yd run (LaCamera Kick)
Arkansas	2nd	9:59	Hedlund 25 yd field goal
Texas A&M	2nd	4:42	LaCamera 48 yd field goal
Arkansas	2nd	1:31	R. Williams 8 yd run (Hedlund Kick)
Texas A&M	2nd	0:13	Trevor Knight 48 yd run (LaCamera Kick)
Texas A&M	3rd	1:33	Josh Reynolds 92 yd pass from Knight (LaCamera Kick)
Texas A&M	4th	11:54	Trayveon Williams 33 yd run (LaCamera Kick)
Texas A&M	4th	10:25	Christian Kirk 9 yd pass from Knight (LaCamera Kick)
Arkansas	4th	6:21	Jared Cornelius 5 yd pass from Allen (Hedlund Kick)
Texas A&M	4th	4:57	Trayveon Williams 22 yd run (LaCamera Kick)

► TEAM STATS

	ARKANSAS	TEXAS A&M
FIRST DOWNS	27	22
RUSHES-YARDS (NET)	40-120	37-366
PASSING YDS (NET)	371	225
Comp-Passes Att-Int	28-42-0	12-22-0
TOTAL OFFENSE PLAYS-YARDS	82-491	59-591
Fumble Returns-Yards	0-0	0-0
Punt Returns-Yards	1-(-1)	1-(-14)
Kickoff Returns-Yards	1-15	4-84
Interception Returns-Yards	0-0	0-0
Punts (Number-Avg)	3-39.3	2-47.5
Fumbles-Lost	3-3	3-2
Penalties-Yards	7-62	7-55
Possession Time	39:45	20:15
Third-Down Conversions	9 of 16	8 of 12
Fourth-Down Conversions	1 of 3	0 of 0
Red-Zone Scores-Chances	4-7	1-3
Sacks By: Number-Yards	1-5	1-9



► GAME 5

ALCORN STATE (1-3)10

NO. 20 ARKANSAS (4-1)52

October 1, 2016 | Little Rock, Ark.

War Memorial Stadium | Time: 11:01 a.m. | Attendance: 46,988

TV: SECN Alt. > Mike Morgan (PBP), Clint Stoerner (Anayst), Kevin Weidl (Sideline)

ALCORN STATE

RUSHING	Att.	Gain	Lost	Net	TD	Long	Avg.
Arron Baker	13	93	8	85	0	46	6.5
Noah Johnson	10	80	25	55	1	53	5.5
De'Lance Turner	11	25	4	21	0	6	1.9
Silas Spearman	3	4	5	-1	0	3	-0.3
TEAM	1	0	5	-5	0	0	-5.0

PASSING	Comp.	Att.	Yds	TD	Int	Long	Sack
Noah Johnson	13	19	158	0	2	39	2

RECEIVING	No.	Yds	TD	Long
Jabor McKenzie	7	88	0	28
LaDarrien Davis	2	9	0	8
Jalen Walker	1	39	0	39
Collins Moore	1	11	0	11
Arron Baker	1	7	0	7
Norlando Veals	1	4	0	4

PUNTING	No.	Yds	Avg.	Long	I20	50+
Haiden McCraney	5	211	42.2	51	2	1

FIELD GOALS	Made	Att.	Long	Kicks
Haiden McCraney	1	2	43	Made 43, Missed 41

ARKANSAS

RUSHING	Att.	Gain	Lost	Net	TD	Long	Avg.
Devwah Whaley	9	136	1	135	1	75	15.0
R. Williams	13	126	0	126	0	29	9.7
Cody Hollister	2	48	0	48	1	26	24.0
T.J. Hammonds	5	29	0	29	1	13	5.8
Damon Mitchell	4	12	0	12	0	7	3.0
Kody Walker	2	6	0	6	0	6	3.0
C. McPherson	2	4	0	4	0	2	2.0
Ty Storey	1	0	7	-7	0	0	-7.0

PASSING	Comp.	Att.	Yds	TD	Int	Long	Sack
Austin Allen	13	18	206	3	0	35	0

RECEIVING	No.	Yds	TD	Long
Jared Cornelius	4	106	2	35
Drew Morgan	4	47	0	17
Jeremy Sprinkle	2	14	0	9
Deon Stewart	1	15	0	15
Austin Cantrell	1	14	0	14
L. Pettway	1	10	1	10

PUNTING	No.	Yds	Avg.	Long	I20	50+
---------	-----	-----	------	------	-----	-----

FIELD GOALS	Made	Att.	Long	Kicks
Cole Hedlund	1	2	25	Made 25, Missed 44



Freshman **RB DEVWAH WHALEY'S** 75-yard touchdown run highlighted Arkansas' 353 yards on the ground against Alcorn State. Whaley reached the 100-yard plateau for the first time in his career and was joined by Rawleigh Williams.

► SCORING SUMMARY

	1st	2nd	3rd	4th	Final
Alcorn State	0	7	3	0	10
Arkansas	24	0	14	14	52

	Qtr.	Time	Scoring Play
Arkansas	1st	12:11	Hedlund 25 yd field goal
Arkansas	1st	9:03	Jared Cornelius 29 yd pass from Allen (Hedlund kick)
Arkansas	1st	7:22	Devwah Whaley 75 yd run (Hedlund kick)
Arkansas	1st	0:17	Jared Cornelius 35 yd pass from Allen (Hedlund kick)
Alcorn State	2nd	10:44	Noah Johnson 12 yd run (McCraney kick)
Arkansas	3rd	9:42	Henre' Tolliver 70 yd interception return (Hedlund kick)
Arkansas	3rd	5:44	Cody Hollister 26 yd run (Hedlund kick)
Alcorn State	3rd	3:40	McCraney 43 yd field goal
Arkansas	4th	13:49	L. Pettway 10 yd pass from Allen (Hedlund kick)
Arkansas	4th	6:36	TJ Hammonds 5 yd run (Hedlund kick)

► TEAM STATS

	ALCORN STATE	ARKANSAS
FIRST DOWNS	15	25
RUSHES-YARDS (NET)	38-155	38-353
PASSING YDS (NET)	158	206
Comp-Passes Att-Int	13-19-2	13-18-0
TOTAL OFFENSE PLAYS-YARDS	57-313	56-559
Fumble Returns-Yards	0-0	0-0
Punt Returns-Yards	0-0	1-33
Kickoff Returns-Yards	6-125	2-29
Interception Returns-Yards	0-0	2-72
Punts (Number-Avg)	5-42.2	0-0.0
Fumbles-Lost	3-2	1-1
Penalties-Yards	3-15	4-45
Possession Time	31:55	28:05
Third-Down Conversions	4 of 11	2 of 7
Fourth-Down Conversions	0 of 0	0 of 2
Red-Zone Scores-Chances	2-4	4-4
Sacks By: Number-Yards	0-0	2-19



WEEKLY MEDIA SCHEDULE: ALABAMA WEEK

3 MON	4 TUE	5 WED	6 THU	7 FRI	8 SAT	9 SUN
Press Conference Noon - Coach Bielema 12:30 - Dan Enos 12:45 - Robb Smith	Post Practice Media Select defensive student-athletes and assistant coaches. (Approx. 6:30 p.m.)	SEC Teleconference 10 a.m. - 12:10 p.m. 11 a.m. - Coach Bielema Post Practice Media Select offensive student-athletes and assistant coaches. (Approx. 6:30 p.m.)	No media availability Radio Show 7 p.m. - On the Air with Bret Bielema Guests: TBA	No media availability	Game #5 vs. Alabama Kickoff - 6 p.m. CT TV - ESPN Post Game Coach Bielema and select student-athletes will be available following the game in the postgame media room.	No media availability

► ARKANSAS COMMUNICATIONS



PATRICK PIERSON
 Assistant AD/Communications
 Cell 479-387-8569
 Email pspierso@uark.edu
 Twitter @Pierson_SID



BRANDON LANGLOIS
 Communications Assistant
 Cell 601-405-5650
 Email langlois@uark.edu
 Twitter @BMLanglois



JOHN THOMAS
 Assistant Communications Dir.
 Cell 479-313-2564
 Email jfthomas@uark.edu
 Twitter @John__Thomas

Office: 479-575-2751

Fax: 479-575-7481

Fayetteville Press Box: (479) 575-6622

Little Rock Press Box: (501) 663-0514

GAME CREDENTIAL REQUESTS

All requests for media and/or photo credentials must be made online at www.SportsSystems.com/Arkansas. Requests should be made at least two weeks in advance.

Credentials will not be mailed. They may be picked up beginning three prior to kickoff at the media will call station at the base of the elevator at both Donald W. Reynolds Razorback Stadium in Fayetteville and War Memorial Stadium in Little Rock. Photo identification is required when picking up credentials.

ARKANSAS FTP SITE

An FTP site is available for members of the media. For more information concerning the FTP site, contact Michelle Glover (miglover@uark.edu).

CollegePressBox.com

CollegePressBox.com is the official media website for SEC football. Access and download weekly game notes, quotes, statistics, media guides, headshots, logos, flip cards and more for each of the SEC's members. Login information will be distributed to accredited media or you can apply for a password by sending an email to passworth@collegepressbox.com.

► SEC WEEKLY TELECONFERENCE

Head coach Bret Bielema will participate each week in the SEC teleconference of football coaches. The teleconferences will be conducted each Wednesday from Aug. 31 to Nov. 23 from 10 a.m. CT to 12:10 p.m. CT. For more information and the teleconference number, contact the SEC Media Relations Office at (205) 458-3000.

10:00 a.m. Les Miles, LSU
10:10 a.m. Kirby Smart, Georgia
10:20 a.m. Jim McElwain, Florida
10:30 a.m. Derek Mason, Vanderbilt
10:40 a.m. Nick Saban, Alabama
10:50 a.m. Butch Jones, Tennessee
11:00 a.m. Bret Bielema, Arkansas
11:10 a.m. Barry Odom, Missouri
11:20 a.m. Hugh Freeze, Ole Miss
11:30 a.m. Kevin Sumlin, Texas A&M
11:40 a.m. Mark Stoops, Kentucky
11:50 a.m. Dan Mullen, Mississippi State
12:00 p.m. Will Muschamp, South Carolina
12:10 p.m. Gus Malzahn, Auburn

► ON THE AIR WITH BRET BIELEMA



"On the Air with Bret Bielema," Coach Bielema's weekly radio show presented by Lindsey airs on Thursday nights starting at 7 p.m. For the eighth straight year, the one-hour radio show will be broadcast live from the Catfish Hole. The show will be carried throughout the state of Arkansas on the Razorback Sports Network and locally in Fayetteville on 92.1 FM and 93.3 FM.

► BRET BIELEMA SHOW



"The Bret Bielema Show" is now in its fourth season as the official television coach's show of Razorback football. The one-hour show will air statewide and throughout the region on numerous television affiliates. A total of 12 shows will air throughout the season on the following stations: KATV (10:30 p.m.), KNWA (11:30 p.m.) and KFTA (9:30 p.m.). The show will also be available regionally on Cox Sports Television on Wednesdays at 6 p.m. and Fox Sports Southwest on Tuesdays at 4 p.m.

RADIO AFFILIATES

Batesville.....	KOWZ-FM 103.3
Berryville.....	KTHS-AM 1480
Blytheville.....	KHLS-FM 96.3
Camden.....	KCCY-FM 95.3
Cherokee Village.....	KSAR-FM 92.3
Crossett.....	KAGH-AM 800
Crossett.....	KAGH-FM 104.9
De Queen.....	KDON-FM 92.1
DeWitt.....	KDEW-FM 97.3
El Dorado.....	KMRX-FM 96.1
Fayetteville.....	KAKS-FM 99.5
Fayetteville.....	KUQA-AM 1290
Fayetteville.....	KIGL-FM 93.3
Fayetteville.....	KQSM-FM 92.1
Forrest City.....	KBFC-FM 93.5
Fort Smith.....	KERX-FM 95.3
Glenwood.....	KHGZ-AM 670
Glenwood.....	KHGZ-FM 98.9
Herber Springs.....	KAWW-AM 1370
Helena.....	KFFA-AM 1360
Hope.....	KHPA-FM 104.9
Horshoe Bend.....	KKIK-FM 106.5
Hot Springs.....	KLBL-FM 104.5
Jonesboro.....	KEGI-FM 100.5
Little Rock.....	KABZ-FM 103.7
Magnolia.....	KZHE-FM 100.5
Marshall.....	KBCN-FM 104.3
Mena.....	KTTG-FM 96.3
Monett (Mo.).....	KKBL-FM 95.9
Monticello.....	KGPQ-FM 99.9
Morrilton.....	KVOM-FM 101.7
Mountain Home.....	KOMT-FM 107.5
Ozark.....	KDYN-AM 1540
Ozark.....	KDYN-FM 96.7
Pocahontas.....	KPOC-FM 104.1
Pocahontas.....	KPOC-AM 1420
Russellville.....	KCAB-AM 980
Russellville.....	KCJC-FM 102.3
Ruston (La.).....	KRLQ-FM 94.1
Searcy.....	KSMD-FM 99.1
Stuttgart.....	KWAK-FM 105.5
Texarkana (Texas).....	KKTK-AM 1400
Wynne.....	KWYN-FM 92.5
Wynne.....	KWYN-AM 1400