



ARKANSAS RAZORBACKS

1 National Championship (1964) • 4 SEC West Division Titles • 55 All-Americans • 43 All-SEC First Team Selections

▶ GAME INFORMATION

Date..... Saturday, Oct. 15
Time..... 6 p.m. CT
Location..... Fayetteville, Arkansas
Stadium..... Donald W. Reynolds Razorback Stadium (72,000)
TV..... ESPN
Play-By-Play..... Joe Tessitore
Analyst..... Todd Blackledge
Sideline Reporter..... Holly Rowe
Radio..... Razorback/IMG Sports Network (KQS-FM 92.1)
Play-By-Play..... Chuck Barrett
Analyst..... Keith Jackson
Sideline Analyst..... Quinn Grovey
Sirius/XM..... 83/190
Stats..... ArkansasRazorbacks.com (StatBroadcast)
Social..... @RazorbackFB

▶ RECORD BREAKDOWN

Overall..... 4-2
SEC..... 0-2
Home..... 3-1
Away..... 1-0
Neutral..... 0-1

▶ TABLE OF CONTENTS

Quick Facts/Player Quick Notes.....	2
Team/Individual Notes.....	3-12
Top 25 Polls/National Ranking Watch.....	3
QB Austin Allen.....	5
The Series vs. Ole Miss.....	13
Head Coach Bret Bielema.....	14-15
Depth Chart.....	16
Roster.....	17-18
Pronunciations.....	18
Honors & Awards.....	19
Player Bios.....	20-31
The Last Time.....	32-34
Game-By-Game Stats.....	35
Scoring Drives.....	36
Supplemental Stats.....	37
Long Plays.....	38
2016 Recaps.....	39-44
Media Schedule.....	45



▶ THE MATCHUP



VS



NO. 22/22 ARKANSAS RAZORBACKS (4-2, 0-2 SEC)

Head Coach: Bret Bielema (Iowa '92)

Record at Arkansas: 22-22 (4th Season)

Overall Record: 90-46 (11th Season)

NO. 12/13 OLE MISS REBELS (3-2, 1-1 SEC)

Head Coach: Hugh Freeze (Southern Miss '92)

Record at Ole Miss: 37-20 (5th Season)

Overall Record: 67-27 (21st Season)

▶ #RAZORFACTS

• Arkansas will play Ole Miss for the 63rd time in school history when it hosts the Rebels on Saturday inside Donald W. Reynolds Razorback Stadium at 6 p.m. on ESPN.

• It marks the fourth time in the opening seven games that Arkansas will be the primetime game on ESPN.

• The Razorbacks lead the all-time series 34-27-1 and own a 10-2 mark in games played in Fayetteville.

• Arkansas' 34 all-time wins against Ole Miss are its seventh-most among all opponents and its second-most among SEC competition.

• Bret Bielema is 2-1 against Ole Miss. Arkansas will be looking for its third consecutive victory over Ole Miss.

• Arkansas defeated No. 18 Ole Miss 53-52 in OT last season.



AUSTIN ALLEN is the first Arkansas QB and just the fifth SEC QB since 2000 with multiple TD passes in each of the first six games.

▶ FIVE KEY STORYLINES

• **AUSTIN ALLEN** and **RAWLEIGH WILLIAMS III** have been one of the best QB/RB combos in the SEC this season. Allen leads the SEC in TD passes with 15, tossing multiple scoring strikes in every game this season, and ranks second in passing yards with 1,632. Williams has topped 100 yards on the ground in three of the last five games and has rushed for a TD in three of the last four games. Williams ranks third in the SEC with 605 yards rushing and is tied for third in rushing TDs with five. Arkansas is one of two schools in the SEC with both its QB and RB ranking among the conference's top five in both passing and rushing yardage.

• Arkansas is the only school in the SEC with multiple players ranking among the league's top 10 in receiving yards/game. **WR JARED CORNELIUS** has emerged as one of Arkansas' top receivers. Highlighted by three straight 100-yard receiving games, Cornelius ranks fourth in the SEC with 81.6 yards receiving per game. **WR KEON HATCHER** has hauled in a TD pass in four straight games, including two last Saturday for the second time in his career and ranks ninth in the SEC in receiving yards per game with 64.0.

• Behind four 100-yard rushing efforts and three 100-yard receiving performances, Arkansas has totaled 400+ yards of total offense in each of its last five games and has produced 30 or more points in 10 of its last 13 games dating back to the 2015 season.

• The Razorbacks have won 10 of their last 13 games dating back to last season, including road victories at No. 18 Ole Miss, No. 9 LSU and No. 15 TCU.

• Saturday's game marks Arkansas' fifth of nine contests against opponents who played in a bowl game last season. The Razorbacks currently have the toughest remaining schedule in college football per ESPN.com's College Football Power Index.

▶ 2016 SCHEDULE AND RESULTS



LOUISIANA TECH SEPT. 3 W, 21-20	AT NO. 15 TCU SEPT. 10 W, 41-38 (2OT)	TEXAS STATE SEPT. 17 W, 42-3	NO. 10 TEXAS A&M SEPT. 24 Arlington, Texas L, 24-45	ALCORN STATE OCT. 1 Little Rock, Ark. W, 52-10	NO. 1 ALABAMA OCT. 8 L, 30-49	NO. 12 OLE MISS OCT. 15 6 P.M. CT ESPN	AT NO. 23 AUBURN OCT. 22 5 P.M. CT ESPN	NO. 18 FLORIDA NOV. 5	LSU NOV. 12	AT MISS. STATE NOV. 19	AT MISSOURI NOV. 25 1:30 P.M. CT CBS
---------------------------------------	---	------------------------------------	--	---	-------------------------------------	---	--	--------------------------	----------------	---------------------------	---



▶ QUICK FACTS

HEAD COACH BRET BIELEMA

Alma Mater.....	Iowa, 1992
Career Record.....	90-46 (11th Season)
Record at Arkansas.....	22-22 (4th Season)
Bowl Appearances.....	9

ASSISTANT COACHES

Sideline:

Dan Enos.....	Offensive Coordinator/QBs
Robb Smith.....	Defensive Coordinator
Kurt Anderson.....	Offensive Line
Vernon Hargreaves.....	Linebackers
Reggie Mitchell.....	Running Backs
Rory Segrest.....	Defensive Line/Specialists
Michael Smith.....	Wide Receivers

Booth:

Barry Lunney Jr.....	Tight Ends
Paul Rhoads.....	Defensive Backs

TEAM INFORMATION

2015 Overall Record.....	8-5
SEC Record (Finish).....	5-3 (T-3rd West)
Bowl Game.....	W, 45-23 vs. Kansas State (Liberty Bowl)
Home Record.....	4-3
Road Record.....	3-1
Neutral.....	1-1
Base Offense.....	Multiple
Base Defense.....	4-3
Lettermen Returning.....	53 (22 O, 28 D, 3 S)
Lettermen Lost.....	22 (16 O, 6 D)
Starters Returning.....	16 (5 O, 9 D, 2 S)
Starters Lost.....	8 (6 O, 2 D)

TEAM HISTORY

First Season.....	1894
All-Time Record/Seasons.....	706-482-40 (.591)/122
All-Time Conf. Record/Seasons.....	336-300-18 (.528)/102
National Championships.....	1, 1964
Conference Championships.....	13 (last: 1989)
SEC West Championships.....	4 (last: 2006)
Bowl Appearances/Record.....	41/15-23-3 (.402)
Conference Affiliations.....	SEC (1992-Pres.)
.....	SWC (1915-1991)
All-America Selections.....	55 players, 64 times
All-SEC (First Team Only).....	43 players, 50 times
All-SWC (First Team Only).....	172 players, 236 times

STADIUM INFORMATION

Name.....	Donald W. Reynolds Razorback Stadium
Location.....	Fayetteville, Ark.
Field Name.....	Frank Broyles Field
Capacity.....	72,000
First Game.....	Sept. 24, 1938
Record at Stadium.....	184-91-2 (.668)

Name.....	War Memorial Stadium
Location.....	Little Rock, Ark.
Capacity.....	54,120
First Game.....	Sept. 18, 1948
Record at Stadium.....	150-60-4 (.710)

Name.....	AT&T Stadium
Location.....	Arlington, Texas
Capacity.....	71,815
First Game.....	Oct. 3, 2009
Record at Stadium.....	4-3 (.571)

UNIVERSITY INFORMATION

Location.....	Fayetteville, Ark.
Enrollment.....	26,754
Founded.....	1871
Colors.....	Cardinal and White
Chancellor.....	Dr. Joseph E. Steinmetz
Athletics Director.....	Jeff Long

▶ PLAYER QUICK NOTES

QUARTERBACKS

- **AUSTIN ALLEN** leads the SEC with 15 touchdown passes and is second in yards (1,632).
- First Arkansas quarterback and just the fifth SEC QB since 2000 with multiple TD passes in each of the first six games.
- Just the fourth player in program history to throw for 400 yards in a game and the first to do so against Alabama.

RUNNING BACKS

- **RAWLEIGH WILLIAMS III** ranks third in the SEC and 13th in the nation with 605 rushing yards.
- Tied for the SEC lead in 100-yard rushing games (3) and leads the league in 10-yard runs (19).
- Scored a touchdown in three of the last four games and ranks tied for third in the SEC with five on the year.

- **DEVWAH WHALEY** rushed for 135 yards and a touchdown in Arkansas' win over Alcorn State.

- Broke a 75-yard touchdown run against Alcorn State, good for the fourth-longest run by a freshman this season.
- 1 of 8 SEC freshmen with a 100-yard rushing game.

WIDE RECEIVERS

- **DREW MORGAN** ranks third in the SEC with a team-best 33 receptions, including a league-best 19 for first downs.
- Has hauled in a reception in 20 straight games while 69 of his 106 career catches have resulted in a first down.
- Ranks ninth in the SEC with a team-high 344 yards receiving.

- **KEON HATCHER** extended his streak to 24 consecutive games with a reception for a first down dating back to 2013.
- Has a touchdown grab in each of his last four games played and is tied for second in the SEC with five.
- Moved into a tie for seventh all-time at Arkansas with 16 career touchdown receptions.

- **JARED CORNELIUS** is just the third player in program history with 100 yards receiving in three straight games.
- Leads the SEC in yards per catch (21.47) and is fifth in yards (408) despite missing a game this season.
- 15 of his 19 receptions this season have resulted in a first down, including the last 10.

- **DOMINIQUE REED** set career-highs in catches (7), yards (105) and TDs (2) in last season's win at Ole Miss.
- Five receptions for 73 yards and four rushes for 26 yards on the season.
- Scored a touchdown in six straight games in 2015, including all four SEC road games.

TIGHT ENDS

- **JEREMY SPRINKLE** has eight TDs in his last nine games dating back to 2015.
- Tied for the SEC lead and third nationally among tight ends with four touchdown grabs this season.
- Surpassed D.J. Williams for the program record for career touchdowns by a tight end with 11.

OFFENSIVE LINE

- **DAN SKIPPER** made his 40th straight start on the offensive line against No. 1 Alabama
- Blocked his seventh career kick, second of the season, against Alcorn State.
- Helped pave the way for the Razorbacks to rush for 353 yards against Alcorn State.

- **FRANK RAGNOW** made his 19th straight start on the offensive line against No. 1 Alabama
- Moved back to center against No. 10 Texas A&M after starting at right guard in the Texas State game.
- Gave Allen a key push at the goal line on his 5-yard game-winning TD run in the second overtime at No. 15 TCU.

DEFENSIVE LINE

- **DEATRICH WISE JR.** has at least a half-sack in eight of the last 11 games, totaling 10.0 during that stretch.
- Cracked Arkansas' top 10 career list in sacks (16.0) and ranks fifth among SEC active career sack leaders.
- Leads the Razorbacks in sacks this season (3.0).

- **JEREMIAH LEDBETTER** has logged at least a half-sack in 3 of 6 games this season and five of his last 10.
- 23 tackles rank sixth on the team.
- His 2.5 sacks this season rank second on the team and are tied for 19th in the SEC.

- **TAIWAN JOHNSON** has started 32 straight games.
- Has made at least 0.5 tackles for loss in three straight games and six of his last seven, totaling 4.5 during that stretch.
- Has 16.0 career tackles for loss, good for third among active Arkansas players.

LINEBACKERS

- **BROOKS ELLIS** leads the team and is tied for 7th in the SEC in tackles (42).
- Tied for the team lead in tackles for loss (4.0) and the team active career lead in interceptions (4).
- Has made double-digit tackles seven times in his career.

- **DRE GREENLAW** left the Alabama game with a foot contusion and did not return.
- Is second on the team in tackles (37), which is tied for 15th in the SEC.
- Has led the team in tackles in 7 of 17 career games played.

DEFENSIVE BACKS

- **RYAN PULLEY** is tied for 11th in the FBS in passes defended (8) and 13th in pass breakups (7).
- 1 of 10 players in the FBS with at least seven pass breakups and at least one INT.
- Returned an INT 25-yards for a TD against Texas State.

- **HENRE' TOLIVER** took his fourth career INT 70 yards for a TD in the 3rd quarter against Alcorn State.
- Third on the team in tackles this season (25).
- Just two tackles away from hitting the 100-career tackle plateau.

- **JOSH LIDDELL** made his first INT of the season, third of his career, against Alcorn State.
- Has totaled 42 tackles, including 3.0 for loss, and two interceptions during his last nine games.
- Ranks sixth on the team in tackles this season (20).



GAME NOTES

► A RAZORBACK WIN WOULD

- Give Arkansas its 11th win in its last 14 games dating back to 2015.
- Improve Coach Bielema's record to 23-22 at Arkansas and 91-46 all-time as a head coach.
- Mark the first time under Coach Bielema that Arkansas has defeated a ranked opponent as a ranked team.
- Give Arkansas its fourth win over a ranked team in the last six opportunities, including 2 of 4 this season.
- Be the first win against a ranked opponent while also being ranked since 2011 (Kansas State).
- Be the first win against a ranked SEC opponent while also being ranked since 2011 (South Carolina).
- Be the third consecutive victory over Ole Miss and the sixth of the last seven in Fayetteville.

► WHAT TO WATCH FOR

THE RAZORBACKS

- Have scored 40 or more points in eight of their last 13 games.
- Have produced 400 or more yards of total offense in each of the last five games.
- Have passed for a touchdown in seven straight games dating back to 2015.
- Have rushed for a touchdown in eight straight games dating back to 2015.
- Have intercepted a pass in eight of the past nine games dating back to last season.
- Have 24 interceptions through their last 25 games.
- Have returned an interception for a touchdown in three of the last five games.

QB AUSTIN ALLEN

- Looks to extend his streak of games with multiple TD passes to seven.
- Looks to become the first Arkansas QB to throw for 200+ yards in six of the first seven games of a season since Tyler Wilson in 2011.
- Trying to become the third QB in school history to throw for 350 yards or more in consecutive games.
- Looks to become the first QB in school history to throw for 400 yards or more in consecutive games.
- Trying to become one of four Arkansas QBs to throw for multiple 400-yard games in their career.
- Would be one of three QBs in school history to have multiple 400-yard games in the same season.

LB BROOKS ELLIS

- Is one double-digit tackle game away from recording eight in his career (Last: Martrell Spaight, 2013-14).
- Is 51 tackles shy of 300 for his career.
- Is looking to extend his streak of four-plus tackles to seven straight games, would make it 15 of the last 16.

WR KEON HATCHER

- Is 126 yards shy of tying Hunter Henry for 16th all-time in school history in reception yards.
- Is two receptions shy of tying teammate Drew Morgan for 15th all-time in school history with 106.
- Is one TD reception away from tying Joe Adams and Richard Smith for 5th all-time in school history.
- Has a touchdown reception in four straight games.
- Has had a reception for a first down in 24 straight games dating back to 2014.

WR DREW MORGAN

- Needs one 100-yard receiving game to bring his career total to four and tie for 10th all-time in school history.
- Is 10 receptions shy of tying Hunter Henry for 14th all-time in school history with 116 career receptions.
- Has a reception in 20 straight games dating back to 2014.
- Has a reception of 15+ yards in 11 straight games dating back to last season.
- Is one touchdown reception shy of tying Jim Benton for 13th all-time in school history with 13.

WR JARED CORNELIUS

- Needs one 100-yard receiving game to bring his season total to four and tie for third all-time in school history.
- Looks to become the first WR in school history to record four straight 100-yard receiving games.

TE JEREMY SPRINKLE

- Is one TD reception shy of tying teammate Drew Morgan for 14th all-time with 12.

RB RAWLEIGH WILLIAMS III

- Arkansas is 4-0 when Williams breaks the 100-yard rushing barrier, including 3-0 this season.
- Has produced 75+ yards rushing in five of Arkansas' six games this season.

DL DEATRICH WISE JR.

- Has at least a half-sack in eight of the last 11 games - 10.0 total sacks in that span.

► NATIONAL RANKINGS WATCH

Date	Associated Press	Amway USA Today Coaches	FWAA-NFF Super 16	CFP
Preseason	RV	RV	--	--
Sept. 7	RV	RV	--	--
Sept. 11	24	24	--	--
Sept. 18	17	18	16	--
Sept. 25	20	22	--	--
Oct. 2	16	17	16	--
Oct. 10	22	22	--	--

► ASSOCIATED PRESS POLL

As of Oct. 10, 2016

Rank	Team	Record	Points
1	Alabama (56)	6-0	1520
2	Ohio State (2)	5-0	1444
3	Clemson (2)	6-0	1406
4	Michigan (1)	6-0	1339
5	Washington	6-0	1286
6	Texas A&M	6-0	1202
7	Louisville	4-1	1193
8	Wisconsin	4-1	1020
9	Tennessee	5-1	962
10	Nebraska	5-0	958
11	Baylor	5-0	934
12	Ole Miss	3-2	800
13	Houston	5-1	701
14	Florida State	4-2	628
15	Boise State	5-0	590
16	Miami	4-1	576
17	Virginia Tech	4-1	546
18	Florida	4-1	483
19	Oklahoma	3-2	476
20	West Virginia	4-0	424
21	Utah	5-1	287
22	Arkansas	4-2	203
23	Auburn	4-2	166
24	Western Michigan	6-0	154
25	Navy	4-1	122

Others receiving votes: Georgia 59, Arizona State 53, North Carolina 51, LSU 50, Oklahoma State 48, North Dakota State 36, Stanford 26, Colorado 22, South Florida 20, TCU 14, Washington State 9, NC State 9, Iowa 3, Air Force 2, San Diego State 2, Wake Forest 1

Note: Bold denotes teams on Arkansas' 2016 schedule

► AMWAY COACHES POLL

As of Oct. 10, 2016

Rank	Team	Record	Points
1	Alabama (58)	6-0	1570
2	Ohio State (4)	5-0	1504
3	Clemson (1)	6-0	1455
4	Michigan	6-0	1370
5	Washington	6-0	1329
6	Texas A&M	6-0	1256
7	Louisville	4-1	1201
8	Baylor	5-0	1061
9	Nebraska	5-0	1052
10	Wisconsin	4-1	995
11	Tennessee	5-1	919
12	Houston	5-1	754
13	Ole Miss	3-2	746
14	Florida	4-1	661
15	Boise State	5-0	628
16	Florida State	4-2	584
17	Miami	4-1	580
18	West Virginia	4-0	526
19	Virginia Tech	4-1	441
20	Oklahoma	3-2	424
21	Utah	5-1	408
22	Arkansas	4-2	194
23	Western Michigan	6-0	185
24	Arizona State	5-1	116
25	LSU	3-2	81

Others receiving votes: Auburn 70, Georgia 63, Navy 58, South Florida 53, North Carolina 51, NC State 34, Oklahoma State 29, USC 13, Stanford 12, Washington State 8, Colorado 7, Wake Forest 6, Memphis 6, Troy 6, TCU 5, Appalachian State 3, Penn State 3, Pittsburgh 3, San Diego State 2, South Alabama 1, Tulsa 1, Middle Tennessee 1

Note: Bold denotes teams on Arkansas' 2016 schedule



UNCOMMON MENTALITY



► LAST TIME AGAINST THE REBELS

• Behind the arm of Brandon Allen and his career-high 442 passing yards and six touchdowns, Arkansas took down No. 18 Ole Miss 53-52 at Vaught-Hemingway Stadium.

• Trailing 45-38 Allen connected with Dominique Reed for a 17-yard game-tying touchdown with 53 seconds left. After the Rebels turned it over on downs on the ensuing possession, the Razorbacks attempted a 47-yard game-winning field goal, but it was blocked by Ole Miss defensive back Tony Bridges, sending the contest to overtime.

• It took the Rebels just three plays to find the end zone in the first overtime period to take a 52-45 lead. Facing a 4th-and-25, tight end Hunter Henry reeled in a 14-yard pass from Allen, then flipped the ball backwards as he was being tackled. Running back Alex Collins picked it up and ran it 26 yards to the Ole Miss 11 for a first down, extending the game. Two plays later, Allen connected with junior wide receiver Drew Morgan in the end zone for Morgan's third touchdown reception of the contest. Head coach Bret Bielema decided to go for two. Allen was sacked on the initial attempt, but a facemask penalty against Ole Miss would give the Razorbacks another chance. On the second two-point conversion attempt, Allen dove into the end zone on a 1-yard keeper to lift the Razorbacks to a 53-52 victory.

► MORGAN & REED SHINE IN LAST MEETING

• In the Razorbacks' 53-52 win in OT at Ole Miss last season, **WR DREW MORGAN** (nine receptions, 122 yards and three TDs) and **WR DOMINIQUE REED** (seven receptions, 105 yards and two TDs) led an offense that totaled a season-high 605 yards. The duo became the first pair of Arkansas receivers to each post 100 receiving yards in a game since Sept. 1, 2012.

► SUCCESS ON THE HILL VS. OLE MISS

• Arkansas has had much success against Ole Miss in games played in Fayetteville. Since 1908, the Razorbacks have enjoyed a 10-2 advantage against the Rebels in such games. Arkansas has outscored Ole Miss by an average of 30.5 to 11.6 in those 12 games.

Date	Rank	Opponent	Result	Location
Oct. 10, 1908		Ole Miss	W, 33-0	Fayetteville, Ark.
Oct. 2, 1926		Ole Miss	W, 21-6	Fayetteville, Ark.
Oct. 15, 1994		Ole Miss	W, 31-7	Fayetteville, Ark.
Nov. 9, 1996		Ole Miss	W, 13-7	Fayetteville, Ark.
Nov. 7, 1998	#11	Ole Miss	W, 34-0	Fayetteville, Ark.
Nov. 4, 2000		Ole Miss	L, 24-38	Fayetteville, Ark.
Oct. 26, 2002		Ole Miss	W, 48-28	Fayetteville, Ark.
Nov. 13, 2004		Ole Miss	W, 35-3	Fayetteville, Ark.
Oct. 21, 2006	#15	Ole Miss	W, 38-3	Fayetteville, Ark.
Oct. 25, 2008		Ole Miss	L, 21-23	Fayetteville, Ark.
Oct. 23, 2010	#21	Ole Miss	W, 38-24	Fayetteville, Ark.
Nov. 22, 2014		#8 Ole Miss	W, 30-0	Fayetteville, Ark.

► TIME OF POSSESSION

• Arkansas ranks second in the SEC and eighth nationally in time of possession per game (34:52.33). The Razorbacks have led the SEC in time of possession each of the last two seasons. Coach Bielema is 68-26 all-time when his team wins the time of possession battle. Arkansas has possessed the ball longer than its opponent in 15 of its last 20 contests. The Razorbacks are averaging a 10-minute, 34 second advantage in possession time against its opponents this season.

► MULTIPLE SCORING THREATS

• A total of 11 different Arkansas players have scored either a rushing or receiving TD this season. Against Alcorn State, three different Razorbacks scored their first-career TD (Devwah Whaley - rush, T.J. Hammonds - rush, La'Michael Pettway - catch). In addition, 13 players have made a catch, nine have made multiple catches, and five have caught TD passes this season.

• Last Saturday's game against No. 1 Alabama marked the first time since 2012 (LSU) that Arkansas had six receivers record a catch of 20 yards or more and the first time since 2011 (Mississippi State) that seven receivers hauled in a catch of 15 yards or more.

FIRST QUARTER DOMINANCE

• Arkansas' defense has allowed only 21 first quarter points this season (3.5 per game). It's also the Razorbacks' highest-scoring quarter, outscoring opponents 62-21 through the first six games.

► 2016 RAZORBACK TRENDS

Overall	4-2
vs. SEC	0-2
Non-Conference.....	4-0
Home	3-1
Away	1-0
Neutral	0-1
Day Games	2-0
Night Games (6 p.m. start or later)	2-2
vs. Top 25 teams.....	1-2
TV games.....	4-2
on SEC Network.....	1-0
on SEC Network-Alternate.....	2-0
on ESPN.....	1-2
on ESPN2.....	0-0
on ESPNU.....	0-0
on CBS.....	0-0
on ABC.....	0-0

OFFENSE

When scoring first	3-1
When opponents score first	1-1
When leading at halftime.....	3-0
When trailing at halftime	0-1
When tied at halftime.....	1-1
When leading after third quarter	3-0
When trailing after third quarter	1-2
When tied after third quarter	0-0
In overtime games	1-0
When scoring less than 20 points.....	0-0
When scoring 20+ points.....	2-2
When scoring 30+ points.....	3-1
When scoring 40+ points.....	3-0
When allowing less than 20 points.....	1-0
When allowing 20+ points	2-2
When allowing 30+ points	1-2
When rushing for < 100 yards	0-1
When rushing for 100+ yards.....	4-1
When rushing for 200+ yards.....	2-0
When passing for 200+ yards.....	3-2
When passing for 250+ yards.....	0-2
When passing for 300+ yards.....	0-2
When totaling < 300 yds total offense.....	1-0
When gaining 300+ yds total offense	3-2

DEFENSE

When allowing < 100 yds rushing.....	2-0
When allowing 100+ yds rushing.....	2-2
When allowing 200+ yds rushing	0-2
When allowing < 200 yds passing.....	2-0
When allowing 200+ yards passing	2-2
When allowing 250+ yards passing	1-1
When allowing 300+ yards passing	1-0
When allowing < 300 yds total offense.....	2-0
When allowing 300+ yds total offense	2-2
When having a 100-yard rusher	3-0
When opp. have a 100-yard rusher	0-2
When having no turnovers.....	1-0
When having less than 3 turnovers.....	4-0
When having 3 or more turnovers.....	0-2
When having no takeaways	0-0
When having < 3 takeaways	3-1
When having 3 or more takeaways	1-1
When having more than 30:00 TOP	3-2
When having less than 30:00 TOP.....	1-0

AUSTIN ALLEN

► AT A GLANCE

- Has completed 63.6 percent of his passes (119 of 187) passes for 1,632 yards and an SEC-best 15 TDs against five interceptions.
- Is one of five Power 5 QBs to rank top 30 nationally in completion percentage, yards per attempt, passer rating, and yards per game.
- Ranks second in the SEC in both passing yards (1,632) and passer rating (158.1), and third in yards per attempt (8.7).
- Is the only SEC QB and one of 10 FBS QBs to total 1,500+ passing yards and at least 15 TD passes this season.
- Has thrown for 200+ yards in five straight games, including 371 vs. then-No. 10 Texas A&M and a career-high 400 vs. No. 1 Alabama.
- Is the only SEC QB and one of seven FBS QBs with at least five games of 200+ passing yards and two TD passes.
- His 3:1 TD-INT ratio is third among SEC QBs with double-digit TD passes.
- Is averaging 303.0 passing yards per game in the month of October.
- His 385.5 yards per game against both SEC and AP Top 25 opponents lead the SEC and rank third in the FBS.
- Leads the SEC and is tied for sixth in the FBS with 71 completions of 10+ yards.
- Leads the SEC and is tied for eighth in the FBS with 46 completions of 15+ yards.
- Ranks second in the SEC and 17th in the FBS with 70 completions that produced a first down.

► MULTIPLE TD PASSES

- Is one of only two FBS QBs with six multi-TD pass games this season.
- Is the only QB in Arkansas history with multiple TD passes in each of the first six games of a season.
- Is one of five SEC QBs since 2000 to toss multiple TD passes in each of the first six games of a season.
- Other QBs to accomplish that feat were Kenny Hill (TAMU, 2014), Tyler Bray (UT, 2012), Andre Woodson (UK, 2007), Rex Grossman (UF, 2001).

► AMONG THE ARKANSAS GREATS

- Is the fourth QB in school history to pass for 400 yards in a single game.
- Is the first QB in school history to throw 15 TD passes in the first six games of a season.
- His 1,632 yards are the sixth-most in school history through the first six games of a season.
- Is one of just four QBs in Arkansas history to throw at least one TD pass in each of the first six games of a season.
- Is the first Arkansas QB to throw for 200+ yards in five of a season's first six games since Tyler Wilson in 2011.
- Threw 146 straight passes without an interception, surpassing Ryan Mallett for second in school history.

► IN THE RED ZONE

- Ranks third in the FBS in percentage of red zone pass attempts resulting in a TD at 36.3% (min. 30 red zone passing attempts).
- Leads the SEC and is tied for second in the FBS with 12 red zone TD passes.
- Ranks fourth in the SEC with a 203.6 red zone passer rating.

► MORE NOTABLES

- Has helped the team surpass 400 yards of total offense in each of its last five games.
- Is one of 11 FBS QBs with 15 TDs and five or less interceptions.
- Has three TD passes in three games this season, including each of the last two.
- Tied for third in the SEC in TD passes in conference games (5).
- Is one of five FBS QBs since 2007 to throw for 400+ yards against Alabama.
- Other QBs were Chad Kelly (UM, 2016), Deshaun Watson (CU, 2016), Nick Marshall (AU, 2014), Johnny Manziel (TAMU, 2013).
- His 400 passing yards against No. 1 Alabama are the most by an Arkansas QB in school history against the Crimson Tide.
- Ranks second in the SEC with a 158.1 fourth-quarter passer rating among QBs with 30 or more fourth-quarter attempts.
- Engineered game-winning drives in each of the first two games of the season, including at No. 15 TCU.
- His 96 second-half QBR at No. 15 TCU was the best second-half against the Horned Frogs in 10 years.

► ARKANSAS QBs IN THEIR FIRST SIX STARTS (SINCE 1992)

Player	Year	Comp.	Att.	Yds.	TD	Int.	Comp. %	Record
Austin Allen	2016	119	187	1,632	15	5	63.6	4-2
Brandon Allen	2012-2013	70	139	894	8	6	50.3	3-3
Tyler Wilson	2011	135	208	1,779	13	3	64.9	5-1
Ryan Mallett	2009	103	187	1,646	14	2	55.0	3-3
Mitch Mustain	2006	53	87	735	10	2	60.9	6-0
Casey Dick	2005, 2006	74	131	848	10	5	56.4	4-2
Robert Johnson	2005, 2006	60	117	574	4	6	51.3	1-4
Matt Jones	2002	60	107	810	6	3	56.0	3-3
Zak Clark	2001	56	115	628	2	3	48.7	5-1
Robby Hampton	2000	95	170	1,095	9	5	55.8	4-2
Clint Stoerner	1997	80	173	1,102	6	7	46.2	3-3
Pete Burks	1996	74	141	858	4	5	52.4	2-4
Barry Lunney Jr	1992	76	150	848	3	2	50.6	2-3-1



► BY THE NUMBERS

15

TOUCHDOWN
PASSES

1,632

PASSING
YARDS

385.5

PASSING YARDS
PER SEC GAME

6

STRAIGHT MULTI-TD
PASSING GAMES

5

STRAIGHT 200+ YARD
PASSING GAMES

► IN THE RANKINGS

Category	Stat	FBS Rank	SEC Rank
Completion %	63.6	29	4
Passing Yards	1,632	18	2
Yards/Attempt	8.7	23	3
TDs	15	T-9	1
Rating	158.1	17	2
Yards/Game	272.0	29	3



UNCOMMON MENTALITY

5



► A LOOK AT J-RED'S LAST THREE GAMES

• In the last three weeks, Arkansas junior wide receiver Jared Cornelius has been a menace to opposing defenses. Cornelius matched a 20-year old school record last Saturday night when he eclipsed 100-yards receiving for the third straight game. The Razorbacks' top wide receiver finished the night with a career-high 146 yards, on five receptions and joined former Razorbacks Anthony Lucas (1996) and Mike Reppond (1971) as the only three players in school history to top the 100-yard receiving plateau in three straight games.

► HOW HE STACKS UP

• Cornelius is the only player in the SEC and one of five players in the Power 5 conferences to log 100-yards receiving in three straight games this season. His three total games over the century mark are tied for the SEC lead among receivers, and he is one of only two SEC receivers with two 100-yard receiving efforts in conference play.

• With nine catches for 252 yards and two touchdowns through the last two games, no SEC wide receiver has been more productive in the month of October than Cornelius. His 252 yards receiving lead the conference during that span and are 64 more than the next best total.

► LEADING THE WAY

• Cornelius has totaled a team-best 408 yards receiving on 19 receptions this season, despite missing the Texas State game with a sore back. The 408 yards are tied for fifth in the SEC, while his 21.5 yards-per-reception average leads the conference and ranks 13th nationally. Cornelius has a reception in 21 of 26 career games played, including multiple receptions in 18 games.

• Against teams currently ranked in the AP Top 25 poll, Cornelius ranks second in the FBS with 272 yards receiving and fifth with a receiving yards-per-game average of 136.0.

► A BIG-PLAY PASS-CATCHER

• An impressive 16 of Cornelius' 19 receptions this season have produced a first down or touchdown for an SEC-best 84.2 percent conversion rate. Even more impressive, he has moved the chains on each of his last 10 grabs.

• A big-play pass-catcher, Cornelius is tied for the SEC lead in catches of 15+ yards (13), 20+ yards (10) 25+ yards (7) and ranks second in catches of 30+ yards (5). His three receptions of 20+ yards against No. 1 Alabama pushed his career total to 18, including 16 over the past two seasons.

► A BIG-PLAY PASS-CATCHER

• Not only has Cornelius been able to rack up yards through the air, but he's found the end zone four times during the process this season. Two of his scoring grabs came in Week 5 against Alcorn State. It was the second multi-TD performance of his career. Dating back to 2015, Cornelius has scored a touchdown in seven of his last 10 contests- six through the air and two on the ground.

► THE ENOS EFFECT

• In 2015, **DAN ENOS'** first season at the helm of the offense, Arkansas threw for 3,000 yards and rushed for 2,000 yards for the first time in the same season. The Razorbacks totaled 467 points last season, which were the most in a single season since 2011 (478), while 305 first downs were a school record. Additionally, Arkansas led the SEC with 34.4 points per conference game. Arkansas averaged 46.3 points over the last seven games of the season, nearly 10 points more than any other SEC program over its final seven contests. The Razorbacks also scored 50+ points four times over the final six regular season games, breaking the previous program single-season record of three set in 1910, 1916 and 2007.

► RACKING UP POINTS

• Since 2015, Arkansas has scored 30 or more points 11 times (9-2 in those games), ranking third in the SEC during that span, and has scored 40 or more points nine times (8-1 in those games), tying for the SEC lead with Ole Miss during that span.

► PASS HOGS PASS

• With Dan Enos at the helm of the offense, Arkansas has scored a passing touchdown in 17 games. That figure is tied for second most in the SEC. The Razorbacks have also thrown for 200+ yards 14 times since Enos' arrival, going 9-5 in those contests.

► OFFENSIVE PRODUCTION IN 2016

• Through six games in 2016, Arkansas has put together 2,690 yards of total offense, including 400 or more yards in each of its last five games, produced 210 total points, and topped the 30-point plateau in four of the last five games.

ARKANSAS' OFFENSIVE PRODUCTION (2014-PRES.)

Category	2016 (SEC Rank)	2015 (SEC Rank)	2014 (SEC Rank)
Total Offense	448.3 (6)	465.5 (2)	406.0 (8)
Scoring Offense	35.0 (5)	35.9 (2)	31.9 (7)
Passing Offense	272.0 (3)	268.2 (3)	188.0 (11)
Rushing Offense	176.3 (9)	197.3 (4)	218.0 (5)
Total Yards	2,690 (4)	6,051 (3)	5,278 (8)
Yards/Play	6.3 (5)	6.83 (2)	5.76 (8)
First Downs	144 (2)	305 (3)	288 (7)

► POUND HOGS POUND

• Arkansas is 104-60 since 2000 when rushing for more than 100 yards in a game. The Razorbacks have also rushed for a TD in 118 games during that span, going 81-37 in those contests.

• Arkansas has scored a rushing touchdown in 38 of 44 games under Bielema, which is tied for second in the SEC during that span. The Razorbacks have also logged 100 or more yards in 38 games since 2013, ranking fourth in the SEC. Of those 38 games, 21 of them have been at home, resulting in a 14-7 record. Under Bielema, Arkansas is 18-6 when a Razorback hits the century mark. In addition, the Razorbacks hold a 10-3 mark when the team rushes for 100 yards rushing and holds its opponent below 100 yards on the ground.

• Arkansas has rushed for 200 or more yards in 21 games since 2013, ranking fifth in the conference and posting a 14-7 record in those games.

MOVING THE CHAINS

• Arkansas has totaled 144 first downs this season (second in the SEC) and have converted more first downs than its opponent in five of its six games. One of the keys to Arkansas' success on offense is its ability to produce plays that result in 10 or more yards from the line of scrimmage. The Razorbacks have manufactured a league-best 105 plays that gained at least 10 yards this season, which also ranks 11th in the FBS.

• Last season the Razorbacks were able to rip off 209 plays of 10 or more yards, which ranked fourth in the SEC.

• Arkansas ranks fourth in the SEC in 20+ yard plays (32).



► GROUND HOGS

- The Razorbacks' early-season rushing success has already resulted in four individual 100-yard rushing efforts in six games this season.
- For the 39th time in school history, the Razorbacks produced multiple 100-yard rushers in the same game as freshman **RB DEVWAH WHALEY** (135) and sophomore **RB RAWLEIGH WILLIAMS III** (126) both topped the century mark on the ground against Alcorn State in Week 5. It marked Whaley's first 100-yard effort of his career and the fourth ever for Williams, including the third of the season.
- Arkansas totaled 353 yards on the ground en route to a convincing 52-10 win over Alcorn State for the program's 150th victory at War Memorial Stadium. It was Arkansas' highest rushing total in two years (438 at Texas Tech on Sept. 13, 2014). The Razorbacks averaged 9.3 yards/rush, the eight-best average in a game in school history.

► TRIPLE-DIGIT TRIO

- Not only did Whaley and Williams eclipse the 100-yard mark, but **WR JARED CORNELIUS** hauled in four passes for 106 yards and two TDs in Week 5. It marked the eighth time in school history that Arkansas has produced multiple 100-yard rushers and one 100-yard receiver in the same game, and it was the first time since the Razorbacks win at Tennessee on Oct. 3, 2015. Prior to last season, the last time Arkansas had multiple players top the 100-yard rushing barrier and one player reel in 100-yards through the air in the same game was on Sept. 18, 2004 - Rushing: DeCori Birmingham (127), DeArrius Howard (109); Receiving: Steven Harris (133).

► RWIII IN THE RANKINGS

- Through six games, **RAWLEIGH WILLIAMS III** has totaled 605 yards rushing and five TDs on 113 attempts and is the SEC's fourth-leading rusher. Williams is one of six RBs in the SEC with at least three 100-yard rushing games this season.
- Williams' 605 rushing yards also rank 13th in the FBS. He has rushed for a TD in three of the last four games, pushing his total to five on the season. He is one of only five players in the Power 5 conferences to total at least 600 rushing yards and at least five rushing TDs this season.

Player	Team	Pos.	Yards	TD
Dalvin Cook	Florida State	RB	785	7
Trayveon Williams	Texas A&M	RB	704	5
Lamar Jackson	Louisville	QB	688	14
Ralph Webb	Vanderbilt	RB	682	5
Rawleigh Williams III	Arkansas	RB	605	5

WILLIAMS AMONG FBS/SEC RUSHERS (2016)

Category	Stat	FBS Rank	SEC Rank
Rushing Attempts	113	12	2
Rushing Yards	605	13	3
Rushing TDs	5	T-47	T-3
Rushing Attempts/Game	18.8	26	3
Rushing Yards/Game	100.8	28	4
100+ Yard Games	3	T-11	T-1
First Downs	29	T-12	3
10+ Yards	19	T-7	1
20+ Yards	5	T-22	T-4

► WHALEY BREAKS FREE

- **RB DEVWAH WHALEY** broke through to the end zone on a 75-yard run last Saturday against Alcorn State. The 75-yard TD run was the longest scoring rush by a freshman running back in school history since Felix Jones scored from 80-yards out against Missouri State on Sept. 3, 2005. It was Arkansas' longest play of the season and its longest run from scrimmage since Alex Collins' 80-yard touchdown run at No. 9 LSU on Nov. 14, 2015. The 135 yards were the most by an Arkansas freshman since Collins' 172 in 2013 against Samford.
- On the season, the Texas native has rushed 38 times for 241 yards and one TD this season, averaging 6.3 yards/attempt.

► HATCHER SHINING IN SENIOR CAMPAIGN

- With 18 receptions for 320 yards and five TDs through five games played this season, **WR KEON HATCHER** is off to one of the best starts of his career, despite missing the Alcorn State game with a sore hamstring.
- Hatcher has hauled in 18 of 29 targets on the season. Eleven of his 18 catches have resulted in a first down, while 10 have produced 15+ yards, which ranks sixth in the SEC. Hatcher's 320 yards receiving rank 14th in the SEC, while his five TDs are tied for second. He also has 12 catches for 253 yards and two TDs in the first half of games this season.
- Hatcher is one of eight SEC players, including **WR JARED CORNELIUS**, to log 75+ yards in at least three games this season.

► NOSE FOR THE END ZONE

- **KEON HATCHER's** five receiving TDs are the most by an Arkansas player through the first six games of a season since Jarius Wright's six in 2011 and are one off his career high for a single season. Hatcher, Wright and Greg Childs are the only Razorbacks to haul in five or more TD passes through the first six games of a season since at least 1992. Childs tallied five TD catches in such games during the 2009 and 2010 seasons.
- Hatcher has found the end zone through the air in eight of his last 10 games dating back to 2015, including each of his last four games. He extended his streak of consecutive games with a receiving TD to four last Saturday, which is tied for the third-longest active streak in the FBS. The Owasso, Oklahoma, native is the first Razorback to catch a TD pass in four consecutive games since Marcus Monk in 2006, who finished that season with 50 receptions for 962 yards and 11 TDs.

HATCHER'S LAST SEVEN GAMES (2015-PRES.)

Date	Opp.	Rec.	Yds.	TD
10/9/16	No. 1 Alabama	4	39	2
9/24/16	No. 10 Texas A&M	3	77	1
9/17/16	Texas State	3	96	1
9/10/16	at No. 15 TCU	2	22	1
9/3/16	LA Tech	6	86	0
9/12/15	Toledo	7	92	0
9/5/15	UTEP	6	106	2
Totals		31	518	7

► SPRINKLE SETS TIGHT END TD RECORD

- A John Mackey Award candidate, **TE JEREMY SPRINKLE** made three receptions for 37 yards and a TD against No. 1 Alabama, surpassing 2010 John Mackey Award winner D.J. Williams to become Arkansas' all-time leader in touchdown receptions by a tight end with 11.
- A preseason All-SEC choice by the league's media and coaches, Sprinkle has caught 18 passes for 194 yards and four TDs this season. Among tight ends, his 194 yards rank third in the SEC, while his four TD catches tie for the SEC lead and tie for third in the FBS. He has reeled in a TD pass in four of six games this season and has totaled eight through his last nine games dating back to 2015.
- For his career, Sprinkle has caught 56 passes for 735 yards and 11 touchdowns. Of Sprinkles 56 receptions, 38 have resulted in either a first down or a touchdown for a conversion rate of 67.9 percent. His 11 receiving touchdowns are tied for the SEC's active career lead among tight ends.
- Sprinkle returned to Arkansas for his senior campaign after a 2015 season that saw him catch 27 passes for 389 yards and lead all SEC tight ends with six receiving TDs, good for a tie for ninth among FBS tight ends. All six scoring grabs came during the final seven games of the season. Against Mississippi State, Sprinkle equaled the program single-game record and tied for the most TDs by an FBS tight end in 2015 with three.



► MORGAN A RELIABLE TARGET

• For the fourth time this season, **WR DREW MORGAN** paced the Razorbacks in receptions as he hauled in five passes for 43 yards last Saturday. With a team-high 33 catches, the second most yards receiving at 344 and one TD through six games in 2016, Morgan continues to show why he has been one of the Razorbacks' most reliable targets over the last two years. He became the second Razorback to hit the 100-career catch plateau two weeks ago.

• Morgan's 33 receptions rank third in the SEC, while his 19 catches for a first down are tied with Alabama's Calvin Ridley and Auburn's Tony Stevens for the SEC. Morgan and Texas A&M's Christian Kirk are the only SEC players to record three or more receptions in all six games this season.

SEC LEADERS - RECEPTIONS (2016)

Rank	Player	School	Receptions
1	Christian Kirk	Texas A&M	40
2	Calvin Ridley	Alabama	34
3	Drew Morgan	Arkansas	33

• Though he began last season as Arkansas' No. 3 or No. 4 wide receiver, **DREW MORGAN** took advantage of injuries and increased playing time to become one of the SEC's best wide receivers. Morgan tallied three 100-yard receiving games in 2015, all against SEC opponents, and became the first Razorback to accomplish that feat since Jarius Wright in 2011.

• Morgan led the SEC in TD catches during the regular season (10) and in league games (8). In four of his last six SEC games, Morgan hauled in a TD pass, including three at Ole Miss to go along with his 100+ yard performance. The three TD catches in the Hogs' thrilling OT victory against the Rebels tied for the most in an SEC game during the 2015 season. Morgan ended his junior campaign with a TD reception in five of eight conference contests and as only the fourth player in school history to haul in double-digit TD passes during a single season.

► RECEIVING TALENT RUNS DEEP

• Arkansas has one of the SEC's best receiving units as three Razorbacks rank among the top six of the conferences' active career leaders in TD receptions.

SEC ACTIVE LEADERS - CAREER TD RECEPTIONS

Rank	Player	Team	Years	TD
1	Josh Reynolds	Texas A&M	2014-16	22
T-2	Keon Hatcher	Arkansas	2012-16	16
T-2	Fred Ross	Mississippi State	2013-16	15
T-4	Travin Dural	LSU	2013-16	13
T-4	Drew Morgan	Arkansas	2014-16	12
T-6	Quincy Adebeyejo	Ole Miss	2013-16	11
T-6	Malachi Dupre	LSU	2014-16	11
T-6	Evan Engram	Ole Miss	2013-16	11
T-6	Christian Kirk	Texas A&M	2015-16	11
T-6	Calvin Ridley	Alabama	2015-16	11
T-6	Jeremy Sprinkle	Arkansas	2013-16	11

► 100-CAREER CATCH MARK

• Drew Morgan and Keon Hatcher each eclipsed 100 catches for their career this season. Morgan and Hatcher are two of just eight active SEC players with at least 100 career receptions.

Rank	Player	Seasons	Team	Receptions
1	Fred Ross	2013-Pres.	Mississippi State	157
3	Josh Reynolds	2014-Pres.	Texas A&M	128
2	Evan Engram	2013-Pres.	Mississippi	127
4	Calvin Ridley	2015-Pres.	Alabama	123
5	Christian Kirk	2015-Pres.	Texas A&M	120
6	Ricky Seals-Jones	2013-Pres.	Texas A&M	107
7	Drew Morgan	2014-Pres.	Arkansas	106
8	Keon Hatcher	2012-Pres.	Arkansas	104

► SKIPPER'S BLOCK PARTY

• **OL DAN SKIPPER** added another blocked kick to his resume when he got his hand on a 41-yard attempt in the fourth quarter against Alcorn State in Week 5 and is now two blocked kicks away from tying the FBS record for career blocked kicks.

• Skipper used his 6-10, 319-pound frame to block No. 15 TCU's 28-yard field goal try with 10 seconds remaining, sending the game into OT on Sept. 10. It was the first by an FBS team in the fourth quarter of a tie game against a ranked opponent since Georgia Tech in 2015 against Florida State.

SKIPPER'S CAREER BLOCKED KICKS (2013-PRES.)

Date	Opponent	Surface	Blocks
10/1/16	Alcorn State	Turf	1
9/10/16	at No. 15 TCU	Grass	1
09/12/15	Toledo	Turf	1
11/28/14	at No. 14 Missouri	Turf	1
09/21/13	at Rutgers	Turf	1
10/05/13	at Florida	Grass	1
11/23/13	Mississippi State	Turf	1
Total			7

► BIG GAME BAKER

• **P TOBY BAKER** ranks fifth nationally and second in the SEC with a 47.53 average.

• 11 of Baker's 19 punts on the year have been over 50 yards, and he has placed a punt inside the 20 in all five games he's punted in.

• Baker doesn't have a punt this season that has registered in a touchback.

• Baker has a punt of 50+ yards in all five games he's punted in.

• His 11 punts of 50+ yards in the first six games are five more than his career total entering the year.

► REMAINING DISCIPLINED

• Remaining disciplined has been a staple of Bielema's coaching career. In six of the past seven years, Bielema-coached teams have ranked in the top 30 nationally in fewest penalties per game. The Razorbacks rank sixth in the SEC and tied for 41st in the FBS with 5.5 penalties per game this season.

PENALTIES PER GAME - BIELEMA-COACHED TEAMS (2009-15)

Year	Penalties/Game	Conference Rank	National Rank
2015	4.2	1	8
2014	5.2	6	T-36
2013	4.1	2	T-12
2012	3.8	1	5
2011	4.7	4	23
2010	3.2	1	1
2009	5.3	7	T-28

► OVERTIME WINS

• With the 41-38 win in double overtime at No. 15 TCU in Week 2, the Razorbacks improved to 12-6 all-time in overtime games. Arkansas ranks second for the most overtime appearances and is tied with Tennessee for most overtime wins in FBS history.

Team	Total	Wins	Losses	Pct.
Tennessee	19	12	7	.632
Arkansas	18	12	6	.667
Utah	17	9	8	.529
TCU	17	8	9	.471
Fresno State	17	7	10	.412
Missouri	16	11	5	.688
Oregon	16	9	7	.563



► A WISE HOG

• A Bednarik Award and Nagurski Trophy candidate, **DL DEATRICH WISE JR.** has recorded at least a half-sack in four of six games this season and now has 10.0 sacks through his last 11 games, including at least a half-sack in eight of the last 10 regular-season contests dating back to 2015. Wise has at least 0.5 tackles for loss in five of six contests this season, totaling a team-high tying 4.0 during that span.

• Wise moved into a tie for 10th in school history with 16.0 career sacks when he recorded a sack in the second quarter against Alcorn State last Saturday.

► TOP-TIER PASS RUSHER

• With 16.0 career sacks, Wise ranks fifth among SEC active career leaders, which also ranks 19th in the FBS.

SEC ACTIVE LEADERS - CAREER SACKS

Rank	Player	Team	Pos.	Career Sacks
1	Myles Garrett	Texas A&M	DL	28.0
2	Derek Barnett	Tennessee	DL	25.0
3	Jonathan Allen	Alabama	DL	22.0
4	Marquis Haynes	Ole Miss	DL	20.5
5	Deatrich Wise Jr.	Arkansas	DL	16.0

► DOMINANT 11-GAME STRETCH

• In his last 11 games played dating back to 2015, Wise has been a force to be reckoned with for opposing offenses. Below is a look at Wise's numbers during his last 11 games compared to the previous 11 contests.

LAST 11 GAMES VS. PREVIOUS 11 GAMES

	Tackles	Tackles For Loss	Sacks
Last 11 Games	43	11.0	10.0
Previous 11 Games	17	5.5	3.0

► AT HIS BEST AGAINST THE BEST

• A Texas native, Wise has recorded 11 of his 16.0 career sacks against SEC opponents, including at least a half-sack in six of the last 11 conference games he's played in.

• Wise tallied 31 tackles - including 10.5 for loss - and eight sacks in 13 games played last season. All eight of his sacks came during SEC play, which led the league in that category.

► LEDBETTER MAKING PRESENCE KNOWN

• **DL JEREMIAH LEDBETTER** has recorded 23 total tackles, including 2.5 for loss, 2.5 sacks, two pass breakups, and one forced fumble through five games in 2016.

• Ledbetter's 23 tackles rank sixth on the team, while his 2.5 sacks rank second on the team and are tied for 19th in the SEC.

• Ledbetter registered a career-high 1.5 sacks against Texas State in Week 3 and has recorded at least a half-sack in five of the last 10 games dating back to last season, including three of six contests in 2016.

► ELLIS CHASING 300

• A Butkus Award candidate, **LB BROOKS ELLIS** is 51 tackles away from becoming the 16th Razorback in history to total 300 in a career. Ellis currently has a team-best 42 total tackles this season.

• For the seventh time in his career, Ellis tallied double-digit tackles as he registered a team-best 13, a career-best 3.0 tackles for loss and an interception returned for a TD at No. 15 TCU in Week 2. The 13 tackles were the most by Ellis since registering 15 against Mississippi State on Nov. 21, 2015. Ellis' 3.0 tackles for loss against TCU were the most by a Razorback since **DB JARED COLLINS** had 3.0 against UAB on Oct. 25, 2014. It was his fourth career interception, which is tied for Arkansas' active career lead, and was the first interception return for a TD by a Razorback since former **DB ROHAN GAINES** (100 yards) against Ole Miss on Nov. 22, 2014.

► PULLEY BURSTING ONTO THE SCENE

• **DB RYAN PULLEY** has looked the part of one of the nation's top DBs this season. Through six games, the sophomore from Fort Myers, Florida, is tied for 11th in the FBS in passes defended (8) and tied for 13th in pass breakups (7). He is one of 10 players in the FBS with seven PBUs and at least one interception this season.

• Pulley's second career interception came in the second quarter against Texas State when he jumped a route in the flats, then picked off the pass and returned it 25 yards to the end zone.

FBS PLAYERS WITH 7 PBUs/1 INT (2016)

Rank	Name	Team	Int.	PBU	PD
1	Najee Murray	Kent State	1	11	12
2	Breon Borders	Duke	2	9	11
T-3	Andre Chachere	SJSU	2	8	10
T-3	Rashard Fant	Indiana	1	8	9
T-3	Torry McTyer	UNLV	1	8	9
T-3	Jace Whittaker	Arizona	1	8	9
T-3	Ahkello Witherspoon	Colorado	1	8	9
T-8	Ryan Pulley	Arkansas	1	7	8
T-8	Laiu Moeakiola	Arizona State	1	7	8
T-8	Priest Willis	Texas A&M	1	7	8

► ELLIS-GREENLAW TACKLING DUO

• The linebacker duo of **BROOKS ELLIS** and **DRE GREENLAW** has combined for 276 tackles (130 solo), 17.0 tackles for loss, 2.5 sacks, eight QB hurries, three interceptions, three forced fumbles and three fumble recoveries through the last 19 games dating back to 2015.

• Ellis or Greenlaw has paced the Razorbacks in tackles in 14 of the last 16 contests, dating back to last season (Greenlaw: 7, Ellis: 7). **Below is a list of games that either Ellis or Greenlaw led the team in tackles:**

Opponent	Date	Player	Tackles
Texas Tech	9/19/15	Ellis	12
No. 14 Texas A&M	9/26/15	Greenlaw	5
at Tennessee	10/3/15	Greenlaw	10
at No. 8 Alabama	10/10/15	Ellis	15
Auburn	10/24/15	Greenlaw	16
UT Martin	10/31/15	Greenlaw	10
at No. 9 LSU	11/14/15	Greenlaw	12
Miss. State	11/21/15	Ellis	15
Missouri	11/27/15	Ellis/Beanum	6
Louisiana Tech	9/3/16	Greenlaw/3 others	7
at TCU	9/10/16	Ellis	13
Texas State	9/17/16	Ellis	7
No. 10 Texas A&M	9/24/16	Greenlaw	11
No. 1 Alabama	10/8/16	Ellis	8

► SOSA AND SCOOTA

• Freshman LB **DE'JON "SCOOTA" HARRIS** is tied for fourth in tackles among SEC freshmen with 15, while freshman **DL MCTELVIN "SOSA" AGIM** has recorded 2.5 tackles for loss to rank fourth among conference rookies.



KEON HATCHER has scored a touchdown in his last four games played. Hatcher is tied for second in the SEC with five receiving touchdowns.



MISCELLANEOUS OFFENSIVE STATS

GAMES WITH A RECEPTION

Player	'13	'14	'15	'16	Career
Austin Cantrell	--	--	--	5	5
Jared Cornelius	--	8	8	5	21
Keon Hatcher	8	13	2	5	29
Cody Hollister	--	7	1	3	11
Hayden Johnson	--	--	--	1	1
Damon Mitchell	--	0	3	0	3
Drew Morgan	0	7	13	6	26
LaMichael Pettway	--	--	--	1	1
Dominique Reed	--	--	10	4	14
Jeremy Sprinkle	3	7	10	6	26
Deon Stewart	--	--	--	1	1
Kody Walker	0	1	1	2	5
Rawleigh Williams III	--	--	4	3	7

5+ RECEPTIONS

Player	'13	'14	'15	'16	Career
Jared Cornelius	--	0	1	2	3
Keon Hatcher	1	3	2	1	7
Drew Morgan	0	0	7	4	11
Dominique Reed	--	--	1	0	1
Jeremy Sprinkle	--	--	1	0	1

20+ YARD RECEPTION

Player	'13	'14	'15	'16	Career
Jared Cornelius	--	2	6	10	18
Keon Hatcher	5	6	3	2	16
Cody Hollister	--	0	1	1	2
Damon Mitchell	--	0	1	0	1
Drew Morgan	0	4	12	4	20
Dominique Reed	--	--	8	3	11
Jeremy Sprinkle	1	0	7	2	10
Rawleigh Williams III	--	--	0	2	2

40+ YARD RECEPTION

Player	'13	'14	'15	'16	Career
Jared Cornelius	--	0	1	1	2
Keon Hatcher	1	2	0	2	5
Damon Mitchell	--	0	1	0	1
Drew Morgan	--	1	1	0	2
Dominique Reed	--	--	3	0	3
Jeremy Sprinkle	1	0	2	0	3

FIRST DOWN RECEPTIONS

Player	'13	'14	'15	'16	Career
Austin Cantrell	--	--	--	2	2
Jared Cornelius	--	11	20	15	46
Keon Hatcher	19	28	10	11	69
Cody Hollister	--	6	3	6	15
Hayden Johnson	--	--	--	1	1
Drew Morgan	--	7	43	19	69
Damon Mitchell	--	0	4	--	4
Dominique Reed	--	--	21	3	24
Jeremy Sprinkle	2	4	17	9	32
Deon Stewart	0	--	--	1	1
Kody Walker	0	1	0	--	1
Rawleigh Williams III	--	--	1	3	4

100 YARDS RECEIVING

Player	'13	'14	'15	'16	Career
Jared Cornelius	--	0	0	3	3
Drew Morgan	--	0	3	--	3
Keon Hatcher	0	1	1	--	2
Dominique Reed	--	--	1	--	1

GAMES WITH A RECEIVING TD

Player	'13	'14	'15	'16	Career
Jared Cornelius	--	2	3	3	8
Keon Hatcher	2	6	1	4	14
Cody Hollister	--	1	0	--	1
Damon Mitchell	--	0	1	--	1
Drew Morgan	--	1	7	1	9
LaMichael Pettway	--	--	--	1	1
Dominique Reed	--	--	5	--	5
Jeremy Sprinkle	0	1	4	4	9

GAMES WITH MULTIPLE RECEIVING TDS

Player	'13	'14	'15	'16	Career
Jared Cornelius	--	0	0	1	1
Keon Hatcher	0	0	1	1	2
Drew Morgan	0	0	2	--	2
Dominique Reed	--	--	1	--	1
Jeremy Sprinkle	0	0	1	--	1

10+ YARD RUNS

Player	'13	'14	'15	'16	Career
Jared Cornelius	--	1	3	--	4
TJ Hammonds	--	--	--	1	1
Keon Hatcher	4	2	0	--	6
Cody Hollister	--	0	0	2	2
Damon Mitchell	--	4	1	--	5
Dominique Reed	--	--	1	2	3
Kody Walker	2	2	9	3	16
Devwah Whaley	--	--	--	6	6
Rawleigh Williams III	--	--	5	19	24

20+ YARD RUNS

Player	'13	'14	'15	'16	Career
Jared Cornelius	--	0	1	--	1
Keon Hatcher	1	1	0	--	2
Cody Hollister	--	0	0	2	2
Kody Walker	0	0	3	--	3
Devwah Whaley	--	--	--	1	1
Rawleigh Williams III	--	--	1	5	6

RUSHING FIRST DOWNS

Player	'13	'14	'15	'16	Career
Austin Allen	--	3	0	5	8
Jared Cornelius	--	1	3	1	5
Juan Day	--	--	1	--	1
TJ Hammonds	--	--	--	2	2
Keon Hatcher	4	2	0	--	6
Cody Hollister	--	0	0	2	2
Damon Mitchell	--	5	1	--	6
Dominique Reed	--	--	1	2	3
Kody Walker	2	1	22	8	36
Devwah Whaley	--	--	--	11	11
Rawleigh Williams III	--	--	10	29	39

100 YARDS RUSHING

Player	'13	'14	'15	'16	Career
Devwah Whaley	--	--	--	1	1
Rawleigh Williams III	--	--	1	3	4

GAMES WITH A RUSHING TD

Player	'13	'14	'15	'16	Career
Austin Allen	--	1	0	1	2
Jared Cornelius	--	0	2	--	2
TJ Hammonds	--	--	--	1	1
Keon Hatcher	0	1	0	--	1
Cody Hollister	--	0	0	1	1
Damon Mitchell	--	0	1	--	1
Dominique Reed	--	--	1	--	1
Kody Walker	0	1	5	1	9
Devwah Whaley	--	--	--	1	1
Rawleigh Williams III	--	--	1	4	5

GAMES WITH MULTIPLE RUSHING TDS

Player	'13	'14	'15	'16	Career
Kody Walker	0	0	1	--	3
Rawleigh Williams III	--	--	0	1	1

► **BELOW THEIR RUSHING AVERAGE**

• The Razorbacks have ranked second in the SEC in rushing defense each of the last two seasons. In 2015, Arkansas allowed only 116.5 rushing yards per game, good for 12th nationally, despite playing some of the better rushing offenses in the country. **The Razorbacks have held 15 of their last 19 opponents below their season rushing average dating back to 2015:**

Opponent	RuYds All.	Rush YPG	Difference
UTEP	58	147.3	-89.3
Toledo	81	207.9	-126.9
Texas Tech	171	191.3	-20.3
vs. Texas A&M	65	171.7	-104.1
at Tennessee	133	223.7	-90.7
at Alabama	134	199.9	-65.9
Auburn	162	196.3	-34.3
UT Martin	139	163.2	-24.2
Ole Miss	222	183.1	38.9
LSU	59	257.42	-198.4
Mississippi St.	123	144.1	-21.1
Missouri	88	115.4	-27.4
Kansas State	79	157.7	-78.7
Louisiana Tech	79	161.7	-82.7
TCU	195	168.2	26.8
Texas State	22	82.2	-60.2
Texas A&M	366	274.3	91.7
Alcorn State	155	202.2	-47.2
Alabama	264	231.6	32.4
Totals	136.6	183.1	-46.5

► **28-POINT MARK UNDER ROBB SMITH**

• Arkansas has held its opponent to 28 points or less in 22 of 32 games played under defensive coordinator **Robb Smith**. The Razorbacks are 16-6 when allowing 28 points or less since Smith joined the program prior to the 2014 season.

► **PICKING 'EM OFF**

• Arkansas has picked off six passes through the first six games this season, which is currently the fifth-most in the SEC and tied for 32nd in the nation. However, the Hogs have done more than just make the interception as three of those picks have been returned for TDs.

• The three interception returns for a touchdown is currently tied for the second-most in the FBS and trails only Ohio State (4).

• Arkansas tied the school season record for interception returns for a touchdown (3) when **HENRE' TOLIVER** took one back 70 yards against Alcorn State. **RYAN PULLEY** and **BROOKS ELLIS** each have an interception return for a TD also.

► **GETTING BEHIND THE LINE OF SCRIMMAGE**

• Nine different Razorbacks have recorded at least 2.0 tackles for loss this season, led by **BROOKS ELLIS** and **DEATRICH WISE**, who each have 4.0. Of those nine, seven have 2.5 or more, which is the second-most of any team in the SEC behind only Texas A&M (10).

• Against Alcorn State in Week 5, the Hogs racked up 10.0 tackles for a loss, its highest total in a game this season and highest since totaling 11.0 against UTEP last season.

• Nine players had at least 0.5 tackles for loss against the Braves, which is the most since 2015 against UTEP (12 players).

► **BRINGING 'EM DOWN**

• As a team, Arkansas has totaled 380 tackles this season by 40 different players, the second largest number of players with at least one tackle this year in the SEC. Arkansas trails only Ole Miss, which leads all SEC teams with 44 different players with at least one tackle.

• **BROOKS ELLIS** leads all Arkansas defensive players with 42 tackles, tied for 7th in the SEC. 20 of those stops have been solo as he is averaging 7.0 tackles per game.

► **MISCELLANEOUS DEFENSIVE STATS****DOUBLE-DIGIT TACKLES**

Player	'13	'14	'15	'16	Career
Jared Collins	0	1	0	--	1
Brooks Ellis	2	1	3	1	7
Dre Greenlaw	--	--	4	1	5
Kevin Richardson	--	0	2	--	2
Josh Williams	--	1	0	--	1

TEAM LEADER IN TACKLES

Player	'13	'14	'15	'16	Career
Tevin Benum	--	0	1	--	1
De'Andre Coley	--	--	0	1	1
Brooks Ellis	0	0	4	3	7
Dre Greenlaw	--	--	5	2	7
De'Jon Harris	--	--	--	1	1
Jeremiah Ledbetter	--	--	1	--	1
Josh Liddell	--	0	1	--	1
Santos Ramirez	--	--	0	1	1
Kevin Richardson	--	0	2	1	3
Henre' Tolliver	--	0	1	1	2
Josh Williams	--	1	0	--	1
Deatrich Wise	0	0	0	1	1

GAMES WITH A SACK (Half sacks included)

Player	'13	'14	'15	'16	Career
McTelvin Agim	--	--	--	1	1
Tevin Benum	--	0	3	--	3
Austin Capps	--	--	--	1	1
Jared Collins	0	1	0	--	1
DJ Dean	0	0	1	--	1
Brooks Ellis	1	1	2	--	4
Dre Greenlaw	--	--	1	--	1
Bijon Jackson	--	--	0	2	2
Taiwan Johnson	0	3	2	1	6
Jeremiah Ledbetter	--	--	3	3	6
Brandon Lewis	1	0	0	1	2
Randy Ramsey	--	0	--	2	2
Karl Roesler	--	--	1	1	2
Henre' Tolliver	--	1	0	--	1
Josh Williams	--	1	0	--	1
JaMichael Winston	0	0	0	1	1
Deatrich Wise	4	2	5	4	16

MULTIPLE SACKS (1.5 sacks or more)

Player	'13	'14	'15	'16	Career
Taiwan Johnson	0	1	0	--	1
Jeremiah Ledbetter	--	--	0	1	1
Deatrich Wise	0	1	2	--	3



DEATRICH WISE JR. has 10 sacks over his last 11 games played and ranks tied for 10th in program history with 16 career sacks.



▶ RAZORBACKS IN THE NFL

#PRHOGS

Name	Pos	NFL Team	Experience
Brandon Allen	QB	Jacksonville Jaguars	R
Alvin Bailey	OL	Cleveland Browns	4
Alex Collins	RB	Seattle Seahawks	R
Knile Davis	RB	Kansas City Chiefs	4
AJ Derby	TE	New England Patriots	2
Trey Flowers	DL	New England Patriots	2
Brett Goode	LS	Green Bay Packers	9
Chris Gragg*	TE	Buffalo Bills	4
Cobi Hamilton ^	WR	Pittsburgh Steelers	1
Hunter Henry	TE	San Diego Chargers	R
Javonte Herndon*	WR	San Diego Chargers	2
Denver Kirkland	OL	Oakland Raiders	R
Mitchell Loewen**	DE	New Orleans Saints	R
Ryan Mallett	QB	Baltimore Ravens	6
Darren McFadden**	RB	Dallas Cowboys	8
Jason Peters	OL	Philadelphia Eagles	13
Darius Philon	DL	San Diego Chargers	2
Chris Smith	DE	Jacksonville Jaguars	3
Martrell Spaight	LB	Washington Redskins	2
Travis Swanson	OL	Detroit Lions	3
Robert Thomas	DT	New York Giants	1
Sebastian Tretola	OL	Tennessee Titans	R
Jonathan Williams	RB	Buffalo Bills	R
Jarius Wright	WR	Minnesota Vikings	5

* Reserve/Injured

** Reserve/Non-Football Injury

^ on practice squad

▶ ARKANSAS ACTIVE CAREER LEADERS

PASSING YARDS

Austin Allen1,820 (128-of-206)

RUSHING YARDS

Rawleigh Williams III859 (169 attempts)

Kody Walker754 (179 attempts)

RECEIVING YARDS

Keon Hatcher1,443 (104 receptions)

Drew Morgan1,368 (106 receptions)

Jared Cornelius1,013 (61 receptions)

Jeremy Sprinkle735 (56 receptions)

Dominique Reed608 (33 receptions)

TOUCHDOWNS

Keon Hatcher17 (16 receiving, 1 rushing)

Kody Walker14 (14 rushing)

Drew Morgan12 (12 receiving)

Jared Cornelius11 (9 receiving, 2 rushing)

Jeremy Sprinkle11 (11 receiving)

Rawleigh Williams III6 (6 rushing)

TACKLES

Brooks Ellis249 (106 solo, 143 assist)

Dre Greenlaw132 (67 solo, 65 assist)

TACKLES FOR LOSS

Deatrich Wise Jr.21.5 (140 yards)

Brooks Ellis19.5 (52 yards)

Taiwan Johnson16.0 (75 yards)

SACKS

Deatrich Wise Jr.16.0 (123 yards)

INTERCEPTIONS

DJ Dean4 (9 yards)

Brooks Ellis4 (138 yards)

Henre' Toliver4 (128 yards)

Josh Liddell3 (2 yards)

▶ GOING FOR TWO

• Needing a successful two-point conversion to tie the game late in the fourth quarter against No. 15 TCU, the Razorbacks relied on some trickery to complete the conversion, using a double-reverse before **WR KEON HATCHER** found quarterback **QB AUSTIN ALLEN** in the end zone.

• Since the hiring of **OC DAN ENOS**, Arkansas has been successful on five of its two-point conversion attempts over the last two years. The Razorbacks successfully converted four two-point conversions in 2015, which was the most in the SEC and second highest total in the nation.

• Each of the Razorbacks' last two-point conversions were similar plays that involved a receiver throwing to the quarterback for the score. Last season against Mississippi State, Jared Cornelius threw a pass into the hands of then quarterback Brandon Allen.

▶ FOUR-DOWN TERRITORY

• **COACH BIELEMA** didn't shy away from going for it on fourth down in Arkansas' season-opening win against Louisiana Tech. The Razorbacks went a perfect 3 of 3 on fourth down, highlighted by **QB AUSTIN ALLEN'S** eventual game-winning TD pass to **TE JEREMY SPRINKLE** with 6:37 left in the fourth quarter.

• Arkansas was one of three FBS teams to convert 100 percent of its fourth-down attempts during the opening week (minimum of three attempts) and one of five teams to convert three fourth downs in its first game.

• The Razorbacks have converted 14 of its last 20 fourth-down attempts dating back to last season. Arkansas has at least one fourth down attempt in 36 of 43 games (37 of 64) under Coach Bielema.

▶ NEW HIRES

• **COACH BIELEMA** made three additions to his coaching staff following the 2015 season. **PAUL RHOADS** joins the staff as defensive backs coach after spending the last 16 years as either a head coach or defensive coordinator at Iowa State, Pittsburgh and Auburn, including the last seven seasons as Iowa State's head coach. **KURT ANDERSON** comes to Fayetteville to coach the offensive line after spending the last three years with the Buffalo Bills as assistant offensive line coach. In 2015, the Bills led the NFL in rush yards per game (152.0) and yards per rush (4.8), and were fifth in the AFC in total offense (360.9). **REGGIE MITCHELL** enters his first season at Arkansas as running backs coach. A coaching veteran with over 30 years of experience, Mitchell spent the last six seasons at Kansas where he was the running backs coach and the program's recruiting coordinator the last two years. Over his career, Mitchell has coached or recruited 33 players that have been selected in the NFL Draft, including six first round picks.

▶ 2016 CAPTAINS

• Following practice on Aug. 25, **COACH BIELEMA** announced **LB BROOKS ELLIS**, **OL DAN SKIPPER**, **RB KODY WALKER** and **DL DEATRICH WISE JR.**, as the team's 2016 captains. The captains were voted on by their teammates. Below is a look at Arkansas' team captains under Bielema for the previous three seasons:

2016: LB Brooks Ellis, OL Dan Skipper, RB Kody Walker, DL Deatrich Wise Jr.

2015: QB Brandon Allen, LB Brooks Ellis, RB Jonathan Williams, DL JaMichael Winston

2014: QB Brandon Allen, OL Brey Cook, DL Trey Flowers, DB Alan Turner

2013: FB Kiero Small, DL Chris Smith, OL Travis Swanson, DL Robert Thomas



► 2016 TEAM STATS COMPARISON

CATEGORY	ARKANSAS	OLE MISS
Scoring Offense	35.0	41.6
Total Offense	448.3	490.4
Rushing Offense	176.3	157.0
Passing Offense	272.0	333.4
Scoring Defense	27.5	29.6
Total Defense	398.2	449.4
Pass Defense	218.0	234.0
Rushing Defense	180.2	215.4
Kickoff Return Avg.	18.40	22.64
Punt Return Avg.	9.71	4.60
Time of Possession	34:52	24:35
3rd Down Conv. Pct.	43.4%	42.4%
Opp. 3rd-D Conv. Pct.	48.0%	39.7%
TO Margin	0.17	-0.20
Net Punting	44.10	38.74
Fumbles Recovered	7	4
Passes Intercepted	6	4
Fumbles Lost	7	3
Turnovers Gained	13	8
Turnovers Lost	12	9
Passing Efficiency	157.23	162.58
Pass Efficiency Defense	126.23	114.70
Fewest Penalties	33	26
Fewest Yards Penalized	287	254
Sacks	2.17	1.80
Sacks Allowed	2.17	2.00
Tackles for Loss	5.5	6.0
First Downs	144	123
First Downs Allowed	102	120
Red Zone Offense	0.813	0.920
Red Zone Defense	0.727	0.909

► 2016 CONFERENCE (FBS) RANKS

CATEGORY	ARKANSAS	OLE MISS
Scoring Offense	5 (43)	2 (15)
Total Offense	6 (41)	3 (23)
Rushing Offense	9 (63)	12 (83)
Passing Offense	3 (37)	2 (13)
Scoring Defense	11 (68)	12 (79)
Total Defense	8 (62)	14 (102)
Pass Defense	7 (53)	10 (74)
Rushing Defense	9 (83)	14 (106)
Kickoff Return Avg.	13 (103)	6 (49)
Punt Return Avg.	6 (45)	10 (94)
Time of Possession	2 (8)	13 (121)
3rd Down Conv. Pct.	5 (44)	8 (52)
Opp. 3rd-D Conv. Pct.	13 (119)	9 (78)
TO Margin	9 (52)	12 (79)
Net Punting	1 (5)	9 (45)
Fumbles Recovered	3 (5)	8 (41)
Passes Intercepted	5 (32)	11 (72)
Fumbles Lost	12 (116)	2 (37)
Turnovers Gained	2 (12)	10 (66)
Turnovers Lost	12 (110)	7 (71)
Passing Efficiency	2 (20)	1 (13)
Pass Efficiency Defense	11 (63)	6 (35)
Fewest Penalties	10 (56)	1 (17)
Fewest Yards Penalized	9 (47)	6 (35)
Sacks	8 (65)	10 (87)
Sacks Allowed	7 (67)	6 (53)
Tackles for Losses	9 (86)	6 (65)
First Downs	2 (12)	6 (55)
First Downs Allowed	6 (40)	11 (79)
Red Zone Offense	7 (80)	3 (27)
Red Zone Defense	6 (19)	12 (99)

► THE SERIES: ARKANSAS VS. OLE MISS

Arkansas leads the series 34-27-1

Date	UA/Opp Rnk	Site	Result	Date	UA/Opp Rnk	Site	Result
Oct. 10, 1908		Fayetteville, Ark.	W, 33-0	Sept. 14, 1985	14/NR	Jackson, Miss.	W, 24-19
Nov. 15, 1913		Little Rock, Ark.	L, 10-21	Sept. 13, 1986	18/NR	Little Rock, Ark.	W, 21-0
Nov. 14, 1914		Little Rock, Ark.	W, 1-0	Sept. 12, 1987	13/NR	Jackson, Miss.	W, 31-10
Oct. 25, 1924		Little Rock, Ark.	W, 20-0	Sept. 17, 1988		Little Rock, Ark.	W, 21-3
Oct. 2, 1926		Fayetteville, Ark.	W, 21-6	Sept. 23, 1989	8/NR	Jackson, Miss.	W, 24-7
Sept. 29, 1928		Oxford, Miss.	L, 0-25	Sept. 22, 1990	13/NR	Little Rock, Ark.	L, 31-21
Nov. 13, 1937	20/NR	Memphis, Tenn.	W, 32-6	Sept. 28, 1991		Jackson, Miss.	L, 17-24
Nov. 16, 1938		Memphis, Tenn.	L, 14-20	Oct. 17, 1992		Little Rock, Ark.	L, 3-17
Oct. 26, 1940		Memphis, Tenn.	W, 21-20	Oct. 16, 1993		Jackson, Miss.	L, 0-19
Nov. 22, 1941		Memphis, Tenn.	L, 7-9	Oct. 15, 1994		Fayetteville, Ark.	W, 31-7
Oct. 24, 1942		Memphis, Tenn.	W, 7-6	Oct. 14, 1995		Memphis, Tenn.	W, 13-6
Oct. 28, 1944		Memphis, Tenn.	W, 26-18	Nov. 9, 1996		Fayetteville, Ark.	W, 13-7
Oct. 27, 1945		Memphis, Tenn.	W, 19-0	Nov. 6, 1997		Oxford, Miss.	L, 9-19
Oct. 26, 1946		Memphis, Tenn.	L, 7-9	Nov. 7, 1998	11/NR	Fayetteville, Ark.	W, 34-0
Oct. 25, 1947		Memphis, Tenn.	W, 19-14	Nov. 6, 1999	NR/23	Oxford, Miss.	L, 16-38
Oct. 25, 1952		Little Rock, Ark.	L, 7-34	Nov. 4, 2000		Fayetteville, Ark.	L, 24-38
Oct. 24, 1953		Memphis, Tenn.	L, 0-28	Nov. 3, 2001		Oxford, Miss.	W, 58-56 (7OT)
Oct. 23, 1954	7/5	Little Rock, Ark.	W, 6-0	Oct. 26, 2002		Fayetteville, Ark.	W, 48-28
Oct. 22, 1955		Oxford, Miss.	L, 7-17	Oct. 25, 2003	21/NR	Oxford, Miss.	L, 7-19
Oct. 27, 1956		Little Rock, Ark.	W, 14-0	Nov. 13, 2004		Fayetteville, Ark.	W, 35-3
Oct. 26, 1957	NR/6	Memphis, Tenn.	W, 12-6	Nov. 12, 2005		Oxford, Miss.	W, 28-17
Oct. 25, 1958	NR/6	Little Rock, Ark.	L, 12-14	Oct. 21, 2006	15/NR	Fayetteville, Ark.	W, 38-3
Oct. 24, 1959	10/4	Memphis, Tenn.	L, 0-28	Oct. 20, 2007		Oxford, Miss.	W, 44-8
Oct. 22, 1960	14/2	Little Rock, Ark.	L, 7-10	Oct. 25, 2008		Fayetteville, Ark.	L, 21-23
Sept. 23, 1961	12/9	Jackson, Miss.	L, 0-16	Oct. 24, 2009		Oxford, Miss.	L, 17-30
Jan. 1, 1963	6/3	New Orleans, La.	L, 13-17	Oct. 23, 2010	21/NR	Fayetteville, Ark.	W, 38-24
Jan. 1, 1970	3/13	New Orleans, La.	L, 22-27	Oct. 22, 2011	10/NR	Oxford, Miss.	W, 29-24
Sept. 26, 1981		Jackson, Miss.	W, 27-13	Oct. 27, 2012		Little Rock, Ark.	L, 27-30
Sept. 25, 1982	9/NR	Little Rock, Ark.	W, 14-12	Nov. 9, 2013		Oxford, Miss.	L, 24-34
Sept. 24, 1983		Jackson, Miss.	L, 10-13	Nov. 22, 2014	NR/8	Fayetteville, Ark.	W, 30-0
Sept. 15, 1984		Little Rock, Ark.	T, 14-14	Nov. 7, 2015	NR/18	Oxford, Miss.	W, 53-52 (OT)

► AGAINST OLE MISS

100-YARD RUSHING PERFORMANCES

Player	Date	Rushes	Yards	TDs
Fred Talley	11/4/00	29	214	2
Knile Davis	10/23/10	22	176	3
Dennis Johnson	10/27/12	27	161	1
Dennis Johnson	10/22/11	15	160	1
Madre Hill	10/14/95	26	154	1
Fred Talley	10/26/02	20	136	0
Michael Smith	10/25/08	19	129	1
Matt Jones	11/13/04	5	126	1
Oscar Malone	11/9/96	32	126	0
Don Christian	10/27/56	23	122	2
Jim Mooty	10/25/58	14	120	2
Greg Thomas	9/14/85	24	115	0
Fred Talley	11/3/01	23	113	0
Darren McFadden	10/20/07	22	110	0
Matt Jones	11/3/01	18	110	2
Alex Collins	11/7/15	17	108	0
Bruce Maxwell	1/1/70	8	108	0
Gerald Nesbitt	10/22/55	13	105	0
Felix Jones	10/20/07	15	101	2
Cedric Cobbs	11/3/01	22	100	2
Gerald Nesbitt	10/26/57	18	100	0

300-YARD PASSING PERFORMANCES

Player	Date	C-A	Yards	TDs
Brandon Allen	11/7/15	33-45	442	6
Bill Montgomery	1/1/70	17-34	338	2

100-YARD RECEIVING PERFORMANCES

Player	Date	Rec.	Yards	TDs
Anthony Lucas	11/7/98	4	177	2
Chuck Dicus	1/1/70	6	171	1
Cobi Hamilton	10/27/12	12	146	0
Bruce Maxwell	1/1/70	9	137	1
D.J. Williams	10/25/08	10	129	0
Joe Adams	10/22/11	4	124	0
Drew Morgan	11/7/15	9	122	3
Dominique Reed	11/7/15	7	105	2
George Wilson	11/3/01	8	105	1
George Wilson	10/25/03	6	104	0
Anthony Lucas	10/14/95	5	103	0
Anthony Lucas	11/6/99	6	102	0
Anthony Eubanks	11/6/97	7	101	1

TOTALS

100-Yard Rushing Games (Players): 21 (16)
 300-Yard Passing Games (Players): 2 (2)
 100-Yard Receiving Games (Players): 13 (10)

► INSIDE THE SERIES

All-Time Record: Arkansas leads 34-27-1

In Fayetteville: Arkansas leads 10-2

Streak: W2

In Oxford: Ole Miss leads 7-5

Streak: W1

In Memphis: Arkansas leads 8-5

In Little Rock: Tied 7-7-1

In Jackson: Tied 4-4

Games Decided by 7 Points Or Less: Arkansas leads 13-11-1





HEAD COACH BRET BIELEMA

► THE COACH B FILE

COACHING HISTORY

2013-Pres.	Arkansas (Head Coach)
2006-12	Wisconsin (Head Coach)
2004-05	Wisconsin (Def. Coord./Linebackers)
2002-03	Kansas State (Co-Def. Coord./LB)
1996-2001	Iowa (Linebackers)
1994-95	Iowa (Graduate Assistant)

PLAYING HISTORY

1989-92	Iowa (Defensive Tackle)
---------	-------------------------

POSTSEASON EXPERIENCE

HEAD COACH

Arkansas	2016 Liberty Bowl
	2014 Texas Bowl
Wisconsin	2013 Rose Bowl
	2012 Rose Bowl
	2011 Rose Bowl
	2009 Champs Sports Bowl
	2008 Champs Sports Bowl
	2008 Outback Bowl
	2007 Capital One Bowl

ASSISTANT COACH

Wisconsin	2006 Capital One Bowl
	2005 Outback Bowl
Kansas State	2004 Fiesta Bowl
	2002 Holiday Bowl
Iowa	2001 Alamo Bowl
	1997 Sun Bowl
	1996 Alamo Bowl
	1995 Sun Bowl

PLAYER

Iowa	1991 Rose Bowl
	1991 Holiday Bowl

► BY THE NUMBERS

106

Coach Bielema has had **106** 100-yard rushers over his 10 seasons as a head coach at Arkansas and Wisconsin.

100

During coach Bielema's 3 years at Arkansas, a league-high **100** Razorbacks have earned a spot on the SEC Fall Academic Honor Roll.

19

A former walk-on at Iowa, coach Bielema has awarded **19** scholarships to walk-ons at Arkansas since 2013.

14

14 Razorbacks have been selected in the NFL Draft over the last three years, good for fourth-most in the SEC over that span.

2

In the last 5 years, coach Bielema has mentored **2** QBs that have led the FBS in QBR Rating in Brandon Allen (2015) & Russell Wilson (2011).



► YEAR-BY-YEAR HEAD COACHING RECORD

Year	School	Overall	Conference	Bowl	Final Ranking
2006	Wisconsin	12-1	7-1 (T-2nd)	Capital One (Beat No. 12 Arkansas, 17-14)	No. 7
2007	Wisconsin	9-4	5-3 (4th)	Outback (Lost to No. 16 Tennessee, 21-17)	No. 24
2008	Wisconsin	7-6	3-5 (T-6th)	Champs Sports (Lost to Florida St., 42-13)	--
2009	Wisconsin	10-3	5-3 (T-4th)	Champs Sports (Beat No. 14 Miami, 20-14)	No. 16
2010	Wisconsin	11-2	7-1 (T-1st)	Rose (Lost to No. 3 TCU, 21-19)	No. 7
2011	Wisconsin	11-3	6-2 (1st)	Rose (Lost to No. 6 Oregon, 45-38)	No. 10
2012	Wisconsin	8-5	4-4 (1st)	Rose (Lost to No. 8 Stanford, 20-14)*	--
2013	Arkansas	3-9	0-8 (7th West)	--	--
2014	Arkansas	7-6	2-5 (7th West)	Texas (Beat Texas, 31-7)	--
2015	Arkansas	8-5	5-3 (T-3rd West)	Liberty (Beat Kansas State, 45-23)	--
2016	Arkansas	4-2	0-2	--	--
TOTALS		90-46	44-37	4-4	

^ - Won Big Ten Championship Game | * - Did not coach in Rose Bowl and loss is not reflected in record

The University of Arkansas captivated the college football world by naming Bret Bielema the 32nd head coach in Razorback history on December 2012. Since arriving in Fayetteville, Bielema, who enters his fourth season on The Hill, has in turn captivated the passionate Razorback fan base and the state with the culture he is creating and the standards he is holding the program to.

Throughout his head coaching career, Bielema has won three conference championships and coached 13 first-team All-Americans, numerous award winners, 39 NFL Draft picks and NFL superstars. Among the NFL players coached by Bielema are three-time Defensive Player of the Year J.J. Watt, Super Bowl winning quarterback Russell Wilson and No. 1 overall draft pick and eight-time Pro Bowler Joe Thomas.

Backed by his "Five Edges" to success, Bielema represented the qualities Arkansas was looking for: a leader of young men who holds student-athletes responsible both on and off the field and a coach who has a proven record of winning championships.

Bielema's recruitment philosophy of building a program on "uncommon" men have yielded record-setting results in the classroom. Arkansas posted a 2.94 team GPA in the spring of 2015, the highest recorded mark on record. Helping build the record-setting team GPA were 40 student-athletes on the Southeastern Conference (SEC) Fall Academic Honor Roll, good for the most in the conference. During Bielema's three seasons, Arkansas leads the SEC with 100 student-athletes on the SEC Fall Academic Honor Roll, while the 40 honorees in 2015 is the most by one school since he joined the league.

In 2015, Arkansas' off the field success was accompanied by on the field results to the tune of winning six of its last seven games and finishing in a tie for third place in the SEC West with a 5-3 mark. The Razorbacks displayed the resolve of their head coach by bouncing back from a tough start to pick up three SEC road wins and two overtime victories in conference action. Arkansas' wins at Tennessee, Ole Miss and LSU marked the first time in program history that the Razorbacks won three road games against teams that finished in the final Associated Press Top 25 poll.

Arkansas' surge in late October through November set up a Liberty Bowl matchup with Kansas State and one of Bielema's mentors head coach Bill Snyder. For the second-straight year the Razorbacks capped the season with a win in front of a large contingent of Arkansas fans, defeating Kansas State 45-23. With the win, Bielema became the first coach in program history to win back-to-back bowl games while Arkansas is the only SEC West team to win a bowl game each of the last two years.



GAME NOTES

► COACH B's RECORD WHEN ...

Scoring First.....	67-22
Opponent Scores First.....	23-24

Leading After 1st Quarter.....	59-13
Leading At Halftime.....	71-14
Leading After 3rd Quarter.....	79-13

Scoring 20+ Points.....	83-21
Scoring 30+ Points.....	69-7
Scoring 40+ Points.....	41-1
Scoring 50+ Points.....	19-1
Scoring 60+ Points.....	8-0
Scoring 70+ Points.....	5-0
Scoring 80+ Points.....	1-0

400+ Yards Total Offense.....	60-15
500+ Yards Total Offense.....	21-3
600+ Yards Total Offense.....	10-0

200+ Rushing Yards.....	56-13
300+ Rushing Yards.....	20-0
400+ Rushing Yards.....	7-0
500+ Rushing Yards.....	2-0

200+ Passing Yards.....	49-21
300+ Passing Yards.....	10-5

20+ First Downs.....	66-20
40 percent+ 3rd-Down Conv.	68-19
2 or Fewer Turnovers.....	79-32

15 or Fewer Points Allowed.....	45-2
20 or Fewer Points Allowed.....	60-7

300 or Less Yds Total Off Allowed.....	47-5
150 or Less Rush Yds Allowed.....	68-23
100 or Less Rush Yds Allowed.....	41-12
150 or Less Pass Yds Allowed.....	33-8
100 or Less Pass Yds Allowed.....	14-4

15 or Less 1st Downs Allowed.....	45-5
2+ Turnovers Forced.....	48-17

More Rush Yards.....	82-19
More Pass Yards.....	50-16

Fewer Turnovers.....	44-10
More Time of Possession.....	68-26
More First Downs.....	75-19

Fewer Penalties.....	40-20
1 Penalty.....	3-2
2-5 Penalties.....	57-22
6-9 Penalties.....	29-19
10+ Penalties.....	1-3

Special Teams Touchdown.....	10-3
------------------------------	------

100-Yard Rusher.....	72-15
200-Yard Passer.....	47-20
100-Yard Receiver.....	24-13
100-Yd Rusher+200-Yd Passer.....	10-6

HEAD COACH BRET BIELEMA

A key ingredient in Arkansas' success in 2015 was its balance and efficiency on offense. The Razorbacks led the SEC in scoring in conference games (34.4) while reaching 50+ points four times during the final six regular season games, breaking the previous program single-season record of three set in 1910, 1916 and 2007. Arkansas was the only school in the SEC and one of eight nationally to have both a 3,000-yard passer and 1,000-yard rusher during the regular season. Brandon Allen's 30 touchdowns through the air and Alex Collins' program record 20 scores on the ground made them the only duo in the nation to hit those statistical peaks.

Individual records and postseason accolades stacked up during and after the 2015 season, highlighted by junior tight end Hunter Henry winning the John Mackey Award. A consensus first-team All-American, Henry led all FBS tight ends with 739 yards receiving, as Arkansas became the first program to have two players win the John Mackey Award. Collins became just the third player in SEC history to start his career with three straight seasons of 1,000-yards rushing en route to earning All-America third team honors from Athlon. Paving the way for Collins was senior offensive lineman Sebastian Tretola, who was the co-recipient of the Jacobs Blocking trophy as the SEC's top blocker. Tretola was named a first-team All-American by Sports Illustrated and a second-team All-American by three other outlets.

Bielema is building Arkansas into a pro-style football program that prepares players for the NFL. He has had 39 draft picks in 10 seasons, good for the second-most among current head coaches with 10 years or less experience.

Since Bielema's arrival, a total of 14 Razorbacks have been selected in the NFL Draft which ranks as the fourth-most among SEC programs during that span. After having four defensive players chosen in the 2015 NFL Draft - the school's most since 1989 - Arkansas saw five offensive players find NFL homes during the 2016 draft. The five offensive players taken were the second-most from one school in the 2016 NFL Draft.

Henry was not only the first Razorback taken in the 2016 NFL Draft but also the first tight end selected when he went in the second round to the San Diego Chargers. Jonathan Williams (Buffalo Bills) and Collins (Seattle Seahawks) became just the second running back duo since Arkansas greats Darren McFadden and Felix Jones in 2008 to be picked in the top five rounds of the same NFL Draft when they both went in the fifth round. Less than 30 picks after Collins, both Tretola (Tennessee Titans) and Allen (Jacksonville Jaguars) came off the board in the sixth round to round out the program's most offensive players taken in the same draft since 2008.

Arkansas closed 2014 and its second season under Bielema by winning three of its final four games against traditional powers LSU, Ole Miss and Texas. The victories marked the first time in school history the Hogs have defeated those three teams in the same season. The Razorbacks finished 7-6 with a 31-7 victory over Texas in the AdvoCare V100 Texas Bowl, marking Arkansas' first winning season since 2011.

Bielema has always prided himself on a balanced offensive attack and that is exactly what the Razorbacks accomplished in 2014. Running backs Williams and Collins were the only FBS teammates to rush for more than 1,000 yards each and both players finished in the top five of the SEC in rushing totals.

Arkansas was the SEC's most improved defense in 2014, allowing just 19.2 points per game. With an 11.9 points per game improvement from the previous season, the Razorbacks had the seventh-most improved defense in the nation. Arkansas became the first unranked team in college football history to post back-to-back shutouts over ranked opponents after blanking No. 20 LSU and No. 8 Ole Miss. Senior linebacker and consensus first-team All-SEC selection Martrell Spaight was the first Razorback to ever lead the SEC with 128 total tackles.

In his first season at Arkansas (2013), the Razorbacks had five student-athletes named Freshmen All-Americans: Collins, offensive linemen Denver Kirkland and Dan Skipper, Henry and defensive tackle Darius Philon. Collins was named the SEC Freshman of the Year.

Bielema lettered from 1989-92 at Iowa after joining the program as a walk-on. He earned a scholarship after his first year and was a member of Iowa's 1990 Big Ten championship team. A starter as a junior in 1991, he was a team co-captain as a senior. Bielema signed a free agent contract with the Seattle Seahawks and later completed his playing career with the Milwaukee Mustangs of the Arena Football League.

A 1992 graduate of Iowa with a degree in marketing, Bielema married his wife, Jen, on March 10, 2012.

► PRO READY

- With the NFL's rosters trimmed to 53 on Sept. 3, all five of Arkansas' 2016 draft picks earned a spot on an opening week roster with the team that selected them. Since Bielema arrived, Arkansas ranks fourth in the SEC with 14 NFL Draft picks over the last three years.
- Coach Bielema has had a player at every offensive and defensive position selected in the NFL Draft except a safety.
- Coach Bielema has had at least four players taken in an NFL Draft in seven of his 10 years as a head coach.

► BEING BRET BIELEMA

Four new episodes of the mini-series "BEING Bret Bielema" produced by Sports Talk with Bo and JM Associates made their way to prime time in August on ESPN. Each 30-minute episode will re-air throughout the college football season on ESPN.





JARED CORNELIUS is just the third player in program history with 100 yards receiving in three straight games.



► OFFENSE

WR1	80	Drew Morgan (Sr., 6-0, 193)	- OR -
	1	Jared Cornelius (Jr., 5-11, 212)	

WR2	4	Keon Hatcher (Sr., 6-2, 207)
	81	Cody Hollister (Sr., 6-4, 209)

TE	83	Jeremy Sprinkle (Sr., 6-6, 256)
	44	Austin Cantrell (R-Fr., 6-4, 269)

LT	70	Dan Skipper (Sr., 6-10, 319)
	64	Jake Hall (So., 6-5, 266)

LG	51	Hjalte Froholdt (So., 6-4, 318)
	62	Johnny Gibson (So., 6-4, 344)

C	72	Frank Ragnow (Jr., 6-5, 319)
	75	Zach Rogers (So., 6-1, 306)

RG	50	Jake Raulerson (Jr., 6-4, 301)
	74	Colton Jackson (R-Fr., 6-6, 300)

RT	60	Brian Wallace (So., 6-6, 335)
	79	Jalen Merrick (R-Fr., 6-4, 327)

QB	8	Austin Allen (Jr., 6-1, 209)
	5	Ty Storey (R-Fr., 6-2, 212)

RB	22	Rawleigh Williams III (So., 5-10, 226)
	24	Kody Walker (Sr., 6-2, 240)
	21	Devwah Whaley (Fr., 5-11, 216)

FB	34	Kendrick Jackson (So., 6-1, 255)	- OR -
	32	Hayden Johnson (Fr., 6-3, 248)	

► DEFENSE

DE	97	Tevin Benum (Jr., 6-4, 251)	- OR -
	96	Karl Roesler (Jr., 6-1, 256)	
	10	Randy Ramsey (So., 6-4, 228)	

DT	94	Taiwan Johnson (Sr., 6-2, 284)	- OR -
	41	Austin Capps (Fr., 6-4, 309)	
	78	Bijhon Jackson (Jr., 6-2, 335)	

DT	55	Jeremiah Ledbetter (Sr., 6-3, 280)
	3	McTelvin Agim (Fr., 6-3, 289)

DE	48	Deatrich Wise Jr. (Sr., 6-5, 271)
	6	JaMichael Winston (Sr., 6-4, 260)

SLB	21	Josh Williams (Sr., 6-1, 249)
	10	Randy Ramsey (So., 6-4, 228)

MLB	51	Brooks Ellis (Sr., 6-2, 245)
	45	Josh Harris (So., 5-10, 239)

WLB	35	Dwayne Eugene (Jr., 6-1, 235)	- OR -
	8	De'Jon Harris (Fr., 6-0, 255)	

CB	29	Jared Collins (Sr., 5-11, 173)
	2	DJ Dean (Sr., 5-11, 199)

FS	28	Josh Liddell (Jr., 6-1, 210)	- OR -
	20	De'Andre Coley (Jr., 6-1, 214)	
	38	Reid Miller (So., 5-9, 197)	

SS	9	Santos Ramirez (So., 6-2, 205)	- OR -
	20	De'Andre Coley (Jr., 6-1, 214)	
	15	Nate Dalton (R-Fr., 6-3, 190)	

CB	5	Henre' Toliver (Jr., 6-1, 185)	- OR -
	11	Ryan Pulley (So., 5-11, 198)	

► SPECIAL TEAMS

K	48	Adam McFain (Sr., 6-0, 187)
	9	Cole Hedlund (So., 5-10, 171)

P	37	Toby Baker (Sr., 6-3, 215)
	8	Blake Johnson (R-Fr., 6-0, 193)

KO	42	Connor Limpert (Fr., 6-1, 176)
	48	Adam McFain (Sr., 6-0, 187)

KS	49	Robert Decker (Jr., 6-0, 249)
	56	Matt Emrich (Sr., 6-3, 198)

DS	56	Matt Emrich (Sr., 6-3, 198)
	49	Robert Decker (Jr., 6-0, 249)

H	56	Matt Emrich (Sr., 6-3, 198)
	37	Toby Baker (Sr., 6-3, 215)

KOR	80	Drew Morgan (Sr., 6-0, 193)
	6	T.J. Hammonds (Fr., 5-10, 197)

PR	1	Jared Cornelius (Jr., 5-11, 212)
	80	Drew Morgan (Sr., 6-0, 193)



GAME NOTES

► NUMERICAL ROSTER

No	Name	Pos	Ht	Wt	Cl/Exp	Hometown (HS/Other)
1	Jared Cornelius	WR	5-11	212	Jr./2L	Shreveport, La. (Evangel Christian Academy)
2	DJ Dean	DB	5-11	199	Sr./3L	Newton, Texas (Newton HS)
3	McTelvin Agim	DL	6-3	289	Fr./HS	Texarkana, Texas (Hope HS [Ark.])
3	Dominique Reed	WR	6-3	175	Sr./1L	Camden, Ark. (Fairview HS/Coffeyville CC [Kan.])
4	Keon Hatcher	WR	6-2	207	Sr./3L	Owasso, Okla. (Owasso HS)
4	Alexy Jean-Baptiste	LB	6-2	231	Fr./HS	Pompano Beach, Fla. (Coconut Creek HS)
5	Ty Storey	QB	6-2	212	R-Fr./RS	Charleston, Ark. (Charleston HS)
5	Henre' Toliver	DB	6-1	185	Jr./2L	Marrero, La. (Archbishop Rummel HS)
6	T.J. Hammonds	RB	5-10	197	Fr./HS	Little Rock, Ark. (Robinson HS)
6	JaMichael Winston	DL	6-4	260	Sr./3L	Pritchard, Ala. (Vigor HS)
7	Briston Guidry	DL	6-3	294	Fr./HS	Metairie, La. (Archbishop Rummel HS)
7	Damon Mitchell	RB	6-2	215	Jr./1L	Egg Harbor City, N.J. (Cedar Creek HS)
8	Austin Allen	QB	6-1	209	Jr./2L	Fayetteville, Ark. (Fayetteville HS)
8	De'Jon Harris	LB	6-0	255	Fr./HS	Harvey, La. (John Ehret HS)
8	Blake Johnson	P	6-0	193	R-Fr./RS	Long Beach, Calif. (Los Alamitos HS)
9	Cole Hedlund	K	5-10	171	So./1L	Argyle, Texas (Argyle HS)
9	Santos Ramirez	DB	6-2	205	So./1L	Shreveport, La. (Evangel Christian Academy)
9	Ricky Town	QB	6-3	214	R-Fr./RS	Thousand Oaks, Calif. (St. Bonaventure HS/USC)
10	Jordan Jones	WR	6-1	184	Fr./HS	Smackover, Ark. (Smackover HS)
10	Randy Ramsey	DE	6-4	228	So./1L	Fort Lauderdale, Fla. (Dillard HS)
11	Will Gragg	TE	6-4	254	R-Fr./RS	Dumas, Ark. (Dumas HS)
11	Ryan Pulley	DB	5-11	198	So./1L	Fort Myers, Fla. (Island Coast HS)
11	Britto Tutt	DB	6-2	177	So./JC	Augusta, Ga. (Academy of Richmond County/Ventura College [Calif.])
13	Deon Stewart	WR	5-11	164	R-Fr./RS	Highland, Ark. (Highland HS)
14	Carson Proctor	QB	6-4	211	Fr./HS	Vero Beach, Fla. (Vero Beach HS)
14	River Warnock	WR	5-11	185	So./HS	North Little Rock, Ark. (North Little Rock HS/Crowder College [Mo.])
15	Nate Dalton	DB	6-3	190	R-Fr./RS	Baton Rouge, La. (Cypress Falls HS)
15	Cole Kelley	QB	6-7	258	Fr./HS	Lafayette, La. (Teurlings Catholic HS)
16	La'Michael Pettway	WR	6-2	216	R-Fr./RS	Nashville, Ark. (Nashville HS)
17	Kofi Boateng	WR	6-1	183	Fr./HS	Arlington, Texas (Lamar HS)
18	Cameron Colbert	WR	6-1	208	So./1L	Little Rock, Ark. (Pulaski Academy)
18	Jack Lindsey	QB	6-3	184	Fr./HS	Fayetteville, Ark. (Springdale HS)
19	Anthony Antwine	TE	6-4	222	Jr./2L	Plano, Texas (Plano Senior HS)
19	Giovanni LaFrance	LB	6-1	255	Fr./HS	New Orleans, La. (Saint Augustine HS)
20	Troy Allison	WR	6-1	193	So./SQ	McGregor, Texas (McGregor HS)
20	De'Andre Coley	DB	6-1	214	Jr./2L	Miami, Fla. (Northwestern HS)
21	Devwah Whaley	RB	5-11	216	Fr./HS	Beaumont, Texas (Central HS)
21	Josh Williams	LB	6-1	249	Sr./2L	Fort Lauderdale, Fla. (Dillard HS/Dodge City CC [Kan.])
22	Deon Edwards	DB	6-1	205	Fr./HS	Clermont, Fla. (Lake Minneola HS)
22	Rawleigh Williams III	RB	5-10	226	So./1L	Dallas, Texas (Bishop Lynch HS)
23	Dre Greenlaw	LB	6-0	226	So./1L	Fayetteville, Ark. (Fayetteville HS)
24	Ryder Lucas	DB	6-0	190	So./1L	The Woodlands, Texas (The Woodlands College Park HS)
24	Kody Walker	RB	6-2	240	Sr./3L	Jefferson City, Mo. (Jefferson City HS)
25	Micahh Smith	DB	6-0	195	Fr./HS	Marshall, Texas (Marshall HS)
26	Matt Dodson	DB	5-10	208	Jr./SQ	McKinney, Texas (Boyd HS)
26	Justice Hobbs	RB	5-10	220	Fr./HS	Farmington, Ark. (Farmington HS)
27	Khalia Hackett	LB	6-2	223	Jr./2L	Douglasville, Ga. (South Paulding HS)
28	Josh Liddell	DB	6-1	210	Jr./2L	Pine Bluff, Ark. (Dollarway Senior HS)
29	Jared Collins	DB	5-11	173	Sr./3L	Tulsa, Okla. (Booker T. Washington HS)
30	Kevin Richardson II	DB	6-0	178	Jr./2L	Jacksonville, Ark. (Jacksonville HS)
31	Connor McPherson	RB	5-7	208	Jr./SQ	The Woodlands, Texas (College Park HS)
31	Grant Morgan	LB	5-11	220	Fr./HS	Greenwood, Ark. (Greenwood HS)
32	Dylan Calhoun	DB	5-10	185	So./TR	Waxahachie, Texas (Waxahachie HS)
32	Hayden Johnson	FB	6-3	248	Fr./HS	Columbia, Mo. (Rock Bridge HS)
33	Dee Walker	LB	6-2	208	Fr./HS	Moultrie, Ga. (Colquitt County HS)
34	Kendrick Jackson	FB	6-1	255	So./1L	Haynesville, La. (Haynesville HS)
35	Dwayne Eugene	LB	6-1	235	Jr./2L	Marrero, La. (Archbishop Rummel HS)
36	Cory Hollowell	DB	6-2	202	So./HS	Corona, Calif. (Orange Lutheran HS)
37	Toby Baker	P	6-3	215	Sr./1L	Memphis, Tenn. (Memphis University HS)
37	Devin Buckner	DB	5-10	190	Fr./HS	Pine Bluff, Ark. (White Hall HS)
38	Reid Miller	DB	5-9	197	So./1L	Holidaysburg, Pa. (IMG Academy [Fla.])
39	Juan Day	RB	6-1	214	So./1L	North Little Rock, Ark. (North Little Rock HS)
39	Byron Keaton	DB	5-10	183	R-Fr./RS	Camden, Ark. (Fairview HS)
40	Jamario Bell	TE	6-5	252	R-Fr./RS	Junction City, Ark. (Junction City HS)
41	Austin Capps	DL	6-4	309	Fr./HS	Star City, Ark. (Star City HS)
41	Chris Jones	FB	5-11	249	Jr./2L	DeQueen, Ark. (DeQueen HS)
42	Connor Limpert	K	6-1	176	Fr./HS	Allen, Texas (Allen HS)
42	Jonathan Marshall	DL	6-4	299	Fr./HS	Shepherd, Texas (Shepherd HS)
43	George Madden	LS	6-1	230	R-Fr./RS	Blanchard, Okla. (Blanchard HS)
44	Austin Cantrell	TE	6-4	269	R-Fr./RS	Roland, Okla. (Roland HS)

► ALPHABETICAL ROSTER

No	Name	Pos
3	McTelvin Agim	DL
8	Austin Allen	QB
20	Troy Allison	WR
19	Anthony Antwine	TE
37	Toby Baker	P
97	Tevin Beenum	DL
40	Jamario Bell	TE
17	Kofi Boateng	WR
53	Ben Brasuell	LB
37	Devin Buckner	DB
32	Dylan Calhoun	DB
44	Austin Cantrell	TE
41	Austin Capps	DL
46	Damani Carter	FB
18	Cameron Colbert	WR
20	De'Andre Coley	DB
29	Jared Collins	DB
1	Jared Cornelius	WR
15	Nate Dalton	DB
39	Juan Day	RB
98	Daytreon Dean	DL
2	DJ Dean	DB
49	Robert Decker	LS
26	Matt Dodson	DB
22	Deon Edwards	DB
51	Brooks Ellis	LB
56	Matt Emrich	LS/H
86	Tobias Enlow	WR
35	Dwayne Eugene	LB
51	Hjalte Froholdt	OL
62	Johnny Gibson	OL
11	Will Gragg	TE
23	Dre Greenlaw	LB
7	Briston Guidry	DL
89	Grayson Gunter	TE
27	Khalia Hackett	LB
91	Elias Hale	DL
64	Jake Hall	OL
67	Tyler Hall	OL
6	T.J. Hammonds	RB
71	Jackson Hannah	OL
8	De'Jon Harris	LB
45	Josh Harris	LB
4	Keon Hatcher	WR
69	Dylan Hays	OL
9	Cole Hedlund	K
55	Jake Heinrich	OL
26	Justice Hobbs	RB
81	Cody Hollister	WR
36	Cory Hollowell	DB
78	Bijhon Jackson	DL
74	Colton Jackson	OL
34	Kendrick Jackson	FB
4	Alexy Jean-Baptiste	LB
8	Blake Johnson	P
32	Hayden Johnson	FB
94	Taiwan Johnson	DL
41	Chris Jones	FB
10	Jordan Jones	WR
39	Byron Keaton	DB
15	Cole Kelley	QB
87	Jack Kraus	TE
19	Giovanni LaFrance	LB
54	Blake Lagrone	DL
55	Jeremiah Ledbetter	DL
99	Brandon Lewis	DL
28	Josh Liddell	DB
42	Connor Limpert	K
18	Jack Lindsey	QB
24	Ryder Lucas	DB





► NUMERICAL ROSTER

No	Name	Pos	Ht	Wt	Cl/Exp	Hometown (HS/Other)
45	Josh Harris	LB	5-10	239	So./1L	Pine Bluff, Ark. (Watson Chapel HS)
46	Damani Carter	FB	6-0	241	So./1L	Fayetteville, Ark. (Fayetteville HS)
47	Matt Reynolds	LB	6-1	211	Jr./SQ	McKinney, Texas (McKinney HS)
48	Adam McFain	K	6-0	187	Sr./2L	Greenwood, Ark. (Greenwood HS)
48	Deatrich Wise Jr.	DL	6-5	271	Sr./3L	Carrollton, Texas (Hebron HS)
49	Robert Decker	LS	6-0	249	Jr./SQ	Greenwich, Conn. (Greenwich HS/UConn)
50	Jake Raulerson	OL	6-4	301	Jr./TR	Celina, Texas (Celina HS/Texas)
51	Brooks Ellis	LB	6-2	245	Sr./3L	Fayetteville, Ark. (Fayetteville HS)
51	Hjalte Froholdt	OL	6-4	318	So./1L	Svendborg, Denmark (IMG Academy [Fla.])
52	T.J. Smith	DL	6-3	285	R-Fr./RS	Moultrie, Ga. (Colquitt County HS)
53	Ben Brasuell	LB	6-1	218	Fr./HS	Benton, Ark. (Benton HS)
53	Tyler Phillips	LB	6-1	232	R-Fr./RS	North Little Rock, Ark. (North Little Rock HS)
54	Blake Lagrone	DL	6-4	215	Fr./HS	Pine Bluff, Ark. (Watson Chapel HS)
55	Jake Heinrich	OL	6-4	295	Fr./HS	Urbandale, Iowa (Urbandale HS)
55	Jeremiah Ledbetter	DL	6-3	280	Sr./1L	Orlando, Fla. (Gainesville HS [Ga.]/Hutchinson CC [Kan.])
56	Matt Emrich	LS/H	6-3	198	Sr./3L	El Dorado, Ark. (El Dorado HS)
60	Brian Wallace	OL	6-6	335	So./1L	Florissant, Mo. (Christian Brothers College HS)
61	Cooper Sone	OL	6-2	277	R-Fr./SQ	Fayetteville, Ark. (Fayetteville HS)
62	Johnny Gibson	OL	6-4	344	So./1L	Dumas, Ark. (Dumas HS)
64	Jake Hall	OL	6-5	266	So./1L	Springdale, Ark. (Har-Ber HS)
67	Tyler Hall	OL	6-4	296	Fr./HS	Maumelle, Ark. (Maumelle HS)
69	Dylan Hays	OL	6-3	294	Fr./HS	Little Rock, Ark. (Little Rock Christian)
70	Dan Skipper	OL	6-10	319	Sr./3L	Arvada, Colo. (Ralston Valley HS)
71	Jackson Hannah	OL	6-2	282	So./SQ	Bentonville, Ark. (Bentonville HS)
72	Frank Ragnow	OL	6-5	319	Jr./2L	Victoria, Minn. (Chanhassen HS)
73	Deion Malone	OL	6-3	296	Jr./JC	Batesville, Miss. (South Panola HS/Northwest CC [Miss.])
74	Colton Jackson	OL	6-6	300	R-Fr./RS	Conway, Ark. (Conway HS)
75	Zach Rogers	OL	6-1	306	So./1L	Carrollton, Texas (Hebron HS)
76	Paul Ramirez	OL	6-6	299	Jr./JC	Rialto, Calif. (Rialto HS/San Bernardino Valley CC [Calif.])
78	Bijhon Jackson	DL	6-2	335	Jr./2L	El Dorado, Ark. (El Dorado HS)
79	Jalen Merrick	OL	6-4	327	R-Fr./RS	Oak Hill, Fla. (New Smyrna Beach HS)
80	Drew Morgan	WR	6-0	193	Sr./3L	Greenwood, Ark. (Greenwood HS)
81	Cody Hollister	WR	6-4	209	Sr./2L	Bend, Ore. (Mountain View HS/Arizona Western)
82	Luke Rossi	WR	5-11	197	So./1L	Edmond, Okla. (North HS)
83	Jeremy Sprinkle	TE	6-6	256	Sr./3L	White Hall, Ark. (White Hall HS)
84	D'Vone McClure	WR	6-2	219	Fr./HS	Rixey, Ark. (Jacksonville HS)
85	Cheyenne O'Grady	TE	6-4	251	R-Fr./RS	Fayetteville, Ark. (Fayetteville HS)
86	Tobias Enlow	WR	6-1	200	Fr./HS	North Little Rock, Ark. (North Little Rock HS)
86	Armon Watts	DL	6-5	293	So./1L	St. Louis, Mo. (Christian Brothers College HS)
87	Jack Kraus	TE	6-5	252	So./1L	Bentonville, Ark. (Bentonville HS)
89	Grayson Gunter	TE	6-6	232	Fr./HS	Madison, Miss. (Madison Central HS)
91	Elias Hale	DL	6-5	217	Fr./HS	Fayetteville, Ark. (Fayetteville HS)
91	Michael Taylor II	DL	6-3	245	So./JC	Orlando, Fla. (The First Academy/Riverside City College [Calif.])
94	Taiwan Johnson	DL	6-2	284	Sr./2L	Manvel, Texas (Manvel HS)
96	Karl Roesler	DL	6-1	256	Jr./2L	Louisville, Ky. (St. Xavier HS)
97	Tevin Beanum	DL	6-4	251	Jr./2L	Forrest City, Ark. (Forrest City HS)
98	Daytrion Dean	DL	6-3	281	R-Fr./RS	Fort Smith, Ark. (Northside HS)
99	Brandon Lewis	DL	6-4	274	Sr./3L	Memphis, Tenn. (Ridgeway HS)

► ALPHABETICAL ROSTER

No	Name	Pos
43	George Madden	LS
73	Deion Malone	OL
42	Jonathan Marshall	DL
84	D'Vone McClure	WR
48	Adam McFain	K
31	Connor McPherson	RB
79	Jalen Merrick	OL
38	Reid Miller	DB
7	Damon Mitchell	RB
80	Drew Morgan	WR
31	Grant Morgan	LB
85	Cheyenne O'Grady	TE
16	La'Michael Pettway	WR
53	Tyler Phillips	LB
14	Carson Proctor	QB
11	Ryan Pulley	DB
72	Frank Ragnow	OL
76	Paul Ramirez	OL
9	Santos Ramirez	DB
10	Randy Ramsey	DE
50	Jake Raulerson	OL
3	Dominique Reed	WR
47	Matt Reynolds	LB
30	Kevin Richardson II	DB
96	Karl Roesler	DL
75	Zach Rogers	OL
82	Luke Rossi	WR
70	Dan Skipper	OL
25	Micahh Smith	DB
52	T.J. Smith	DL
61	Cooper Sone	OL
83	Jeremy Sprinkle	TE
13	Deon Stewart	WR
5	Ty Storey	QB
91	Michael Taylor II	DL
5	Henre' Toliver	DB
9	Ricky Town	QB
11	Britto Tutt	DB
33	Dee Walker	LB
24	Kody Walker	RB
60	Brian Wallace	OL
14	River Warnock	WR
86	Armon Watts	DL
21	Devwah Whaley	RB
21	Josh Williams	LB
22	Rawleigh Williams III	RB
6	JaMichael Winston	DL
48	Deatrich Wise Jr.	DL

► PRONUNCIATIONS

PLAYERS

McTelvin Agim (UH-geem)	Jack Kraus (Krouse)
Juan (JOO-wahn) Day	Josh Liddell (LUH-dell)
Daytrion (DAY-tree-on) Dean	Frank Ragnow (RAG-now)
Matt Emrich (EM-rick)	Karl Roesler (RESS-ler)
Tobias Enlow (N-low)	Henre' (ON-ray) Toliver
Hjalte (YELL-duh) Froholdt (FRO-holt)	River Warnock (WAR-nick)
Khalia (KUH-lee-uh) Hackett	Devwah (DEV-wah) Whaley
DeJon (DUH-Juhn) Harris	Deatrich (DEE-trich) Wise Jr.
Bijhon (BEE-jhon) Jackson	
Alexy Jean (gene)-Baptiste	

COACHES

Bret Bielema (BEE-luh-muh)
Dan Enos (EE-nohs)
Vernon Hargreaves (HAR-graves)
Barry Lunney (LUHN-ee) Jr.
Rory Segrest (SEE-grest)

► FOOTBALL STAFF

Coaching Staff

Bret Bielema Head Coach
Dan Enos Offensive Coord. / QBs
Robb Smith Defensive Coord. / Secondary
Kurt Anderson Offensive Line
Reggie Mitchell Running Backs
Vernon Hargreaves Linebackers
Paul Rhoads Defensive Backs
Barry Lunney Jr. Tight Ends
Rory Segrest Defensive Line / Specialists
Michael Smith Wide Receivers

Graduate Assistants

Brey Cook Offense
Alfred Davis Defense
Taylor Reed Offense
Mark Sheridan Defense

Quality Control

Tanner Burns Special Teams
David Parker Defense
John Roberts Offense

Support Staff

Ben Herbert Strength & Conditioning	Matt Engelbert Video
Mark Taurisani Football Operations	Matt Summers Athletic Training
EK Franks Recruiting	Bobby Allen HS/NFL Relations



► HONORS & AWARDS

MCTELVIN AGIM, FR., DL*Preseason*

- Phil Steele No. 11 freshman defensive lineman in the nation
- Lindy's No. 7 Fab Freshman in the country

AUSTIN ALLEN, JR., QB*Preseason*

- Manning Passing Academy Counselor

Regular Season

- SEC Offensive Player of the Week (Sept. 12)
- Davey O'Brien "Great 8" (Sept. 12)
- Manning Award Stars of the Week (Sept. 12)
- Manning Award QB of the Week (Sept. 15)
- Manning Award Watch List (Oct. 12)

TOBY BAKER, SR., P*Preseason*

- Ray Guy Award Watch List

BROOKS ELLIS, SR., LB*Preseason*

- Butkus Award Watch List
- Wuerffel Trophy Watch List
- Reese's Senior Bowl Watch List
- Coaches All-SEC second team
- Athlon All-SEC third team
- Phil Steele All-SEC third team
- Phil Steele No. 17 inside linebacker in the nation
- Sporting News SEC Top Scholar

Regular Season

- William V. Campbell Trophy semifinalist (Sept. 28)

HJALTE FROHOLDT, SO., OL*Preseason*

- Phil Steele All-SEC third team

BRISTON GUIDRY, FR., DL*Preseason*

- Phil Steele No. 52 freshman defensive lineman in the nation

KEON HATCHER, SR., WR*Preseason*

- Phil Steele No. 47 draft eligible wide receiver
- Reese's Senior Bowl Watch List

DREW MORGAN, SR., WR*Preseason*

- Biletnikoff Award Watch List
- Reese's Senior Bowl Watch List
- Media All-SEC third team
- Coaches All-SEC third team
- Athlon All-SEC third team
- Phil Steele No. 39 draft eligible wide receiver

FRANK RAGNOW, JR., OL*Preseason*

- Rimington Trophy Watch List
- Coaches All-SEC third team
- Phil Steele All-SEC fourth team
- Phil Steele No. 14 center in the nation

Regular Season

- SEC Offensive Lineman of the Week (Sept. 19)
- Orange Bowl Courage Award nominee (Oct. 12)



DAN SKIPPER earned his second SEC weekly award of the season on Oct. 3, but this time it was for blocking kicks instead of defenders. Skipper was named the SEC Special Teams Co-Player of the Week after recording the seventh blocked field goal of his career against Alcorn State. Earlier in the season, Skipper earned his second career SEC Offensive Lineman of the Week award.

DOMINIQUE REED, SR., WR*Preseason*

- Phil Steele All-SEC second team
- Phil Steele No. 41 draft eligible wide receiver
- Reese's Senior Bowl Watch List

DAN SKIPPER, SR., OL*Preseason*

- Outland Trophy Watch List
- Reese's Senior Bowl Watch List
- Lindy's All-America second team
- Athlon All-America third team
- Media All-SEC first team
- Coaches All-SEC first team
- Athlon All-SEC first team
- ESPN All-SEC team
- Lindy's All-SEC first team
- Phil Steele All-SEC first team
- Sporting News All-SEC team
- Lindy's best run blocker in the SEC
- ESPN.com No. 88 player in the nation

Regular Season

- SEC Offensive Lineman of the Week (Sept. 12)
- SEC Co-Special Teams Player of the Week (Oct. 3)

JEREMY SPRINKLE, SR., TE*Preseason*

- John Mackey Award Watch List
- Reese's Senior Bowl Watch List
- Media All-SEC third team
- Coaches All-SEC third team
- Athlon All-SEC third team
- Lindy's All-SEC third team
- Phil Steele All-SEC third team
- Phil Steele No. 5 tight end in the nation
- Athlon Top 15 Breakout Players in the nation

Regular Season

- John Mackey Award Midseason Watch List (Oct. 12)

HENRE' TOLIVER, JR., DB*Preseason*

- Phil Steele All-SEC fourth team

KODY WALKER, SR., RB*Preseason*

- Doak Walker Award Watch List
- Reese's Senior Bowl Watch List

DEVWAH WHALEY, FR., RB*Preseason*

- Phil Steele No. 7 freshman running back in the nation

RAWLEIGH WILLIAMS III SO., RB*Preseason*


- Doak Walker Award Watch List

DEATRICH WISE JR., SR., DL*Regular Season*

- SEC Defensive Lineman of the Week (Sept. 6)

Preseason

- Chuck Bednarik Award Watch List
- Bronko Nagurski Trophy Watch List
- Ted Hendricks Award Watch List
- Reese's Senior Bowl Watch List
- Media All-SEC third team
- Coaches All-SEC third team
- Athlon All-SEC second team
- Lindy's All-SEC third team
- Phil Steele All-SEC third team
- Allstate AFCA Good Works Team Nominee
- Phil Steele No. 9 defensive end in the nation
- ESPN.com No. 25 player in the SEC

**AUSTIN ALLEN**

Junior | Quarterback

6-1 | 209

Fayetteville, Ark. | Fayetteville HS

8**QUICK HITS**

- Named the SEC POW and Manning Award POW after Arkansas' win at No. 15 TCU.
- Ranks among the FBS top 20 in passing yards (18th), TD passes (T-9), and passer rating (17th).
- Leads the SEC in TD passes (15).
- Ranks second in the SEC in passing yards (1,632) and yards/attempt (8.7).
- Leads the SEC in completions (119) and ranks fourth in completion % (63.6).
- Ranks second in the SEC in passer rating (158.1).
- 1 of 2 FBS QBs with six multi-TD pass games this season.
- 1 of 11 FBS QBs with 15 TDs and five or less INTs.
- Leads the SEC in passing yards/game in conference games (385.5).
- Tied for third in the SEC in TD passes in conference games (5).
- 1 of 5 QBs in history to throw for 400+ yards against a Nick Saban coached Alabama team.
- Had 16 or more completions in each of his first four career starts.
- Completed 8 of 10 passes for 65 yards and one TD in the 1st quarter vs. No. 10 Texas A&M.
- Completed his first six passes for 118 yards and a TD through the first two drives against Texas State.
- Had three TD passes at TCU in the 2nd half and first OT before running in the game-winning TD.
- Orchestrated a fourth quarter TD drive to either tie or take the lead in each of the first two games.
- Made his first career start against LA Tech, completing 20 of 29 passes for 191 yards and two TDs.
- Was named starting QB after the 10th practice of the spring.
- Father, Bobby, is on staff (Director of HS/NFL Relations).
- Younger brother of current Jacksonville Jaguars QB Brandon Allen.

SINGLE-GAME CAREER HIGHS

Attempts.....	48 vs. No. 1 Alabama (10/8/16)
Completions	28 vs. No. 10 Texas A&M (9/24/16)
Passing Yards.....	400 vs. No. 1 Alabama (10/8/16)
Passing TDs.....	3 (3x) last vs. No. 1 Alabama (10/8/16)
Rushing Yards	18 vs. Nicholls State (9/6/14)

CAREER STATS

	PASSING							RUSHING						
	GS	COMP	ATT	PCT	YDS	TD	INT	LNG	ATT	YDS	AVG	TD	LNG	
2014	5/0	8	16	50.0	153	0	1	33	7	4	0.6	1	7	
2015	3/0	1	3	33.3	35	1	0	35	0	0	0.0	0	0	
2016	6/6	119	187	63.6	1,632	15	5	73	28	-25	-0.9	1	18	
TOTAL	14/6	128	206	62.1	1,820	16	6	73	35	-21	-0.6	2	18	

2016 GAME-BY-GAME STATS

	PASSING							RUSHING						
	GS	COMP	ATT	PCT	YDS	TD	INT	LNG	ATT	YDS	AVG	TD	LNG	
LA TECH	1/1	20	29	69.0	191	2	2	18	4	-26	-6.5	0	0	
at TCU	1/1	17	29	58.6	223	3	0	25	3	2	0.7	1	5	
TX STATE	1/1	16	21	76.2	241	2	0	73	4	15	3.8	0	8	
vs. TAMU	1/1	28	42	66.7	371	2	0	44	5	-6	-1.2	0	4	
ALCORN	1/1	13	18	72.2	206	3	0	35	0	0	0.0	0	0	
ALA	1/1	25	48	52.1	400	3	3	57	12	-10	-0.8	0	18	
MISS														
at AU														
UF														
LSU														
at MSU														
at MIZZ														
TOTAL	6/6	119	187	63.6	1,632	15	5	73	28	-25	-0.9	1	18	

**TOBY BAKER**

Senior | Punter

6-3 | 215

Memphis, Tenn. | Memphis University HS

37**QUICK HITS**

- Named to the 2016 Ray Guy Award Watch List.
- Ranks fifth nationally and second in the SEC with a 47.53 average.
- 11 of his 19 punts on the year have been over 50 yards.
- Has placed a punt inside the 20 in all five games he's punted in.
- Doesn't have a punt this season that has registered in a touchback.
- Has a punt of 50+ yards in all five games he's punted in.
- Did not punt for the first time in 18 games against Alcorn State.
- 5 of 6 punts at TCU went over 50 yards.
- Broke his career-long twice in the season opener and did it again at TCU.
- His fifth punt at TCU went 52 yards and he made the tackle on the return.
- Pinned 23 of his 43 punts inside the 20-yard line in 2015.
- 5 of 6 50+ yard punts in 2015 came in SEC play.
- Allowed only 125 yards on 18 returns (6.9 avg.) in 2015.
- Awarded a scholarship after the 2015 regular season, prior to the 2016 Liberty Bowl.

SINGLE-GAME CAREER HIGHS

Punts.....	10 at No. 8 Alabama (10/10/15)
Punt Yards.....	402 at No. 8 Alabama (10/10/15)
Long	59 at No. 15 TCU (9/10/16)
50+	5 at No. 15 TCU (9/10/16)
Inside 20	4 vs. Auburn (10/24/15)

CAREER STATS

	GP	NO	YDS	AVG	LONG	BLKD	TB	FC	50+	INSIDE 20
2014	2	1	36	36.0	36	0	0	0	0	0
2015	13	43	1,772	41.2	52	0	2	16	6	22
2016	5	19	903	47.5	59	0	0	8	11	6
TOTAL	20	63	2,711	43.0	59	0	2	24	17	28

2016 GAME-BY-GAME STATS

	GP	NO	YDS	AVG	LONG	BLKD	TB	FC	50+	INSIDE 20
LA TECH	1	4	190	47.5	55	0	0	2	2	1
at TCU	1	6	304	50.7	59	0	0	2	5	1
TX STATE	1	2	80	40.0	50	0	0	1	1	2
vs. TAMU	1	3	118	39.3	46	0	0	2	0	1
ALCORN	-	-	-	-	-	-	-	-	-	-
ALA	1	4	211	52.8	57	0	0	1	3	1
MISS										
at AU										
UF										
LSU										
at MSU										
at MIZZ										
TOTAL	5	19	903	47.5	59	0	0	8	11	6



GAME NOTES



TEVIN BEANUM

Junior | Defensive Lineman
6-4 | 251
Forrest City, Ark. | Forrest City HS

97

QUICK HITS

- Totaled five tackles for the third time in his career against TCU.
- Ranked fifth on the team in tackles for loss with 7.0 in 2015.
- Tied for second on the team in sacks with 2.0 in 2015.
- His 2.0 sacks came against SEC opponents.

SINGLE-GAME CAREER HIGHS

Tackles 6 vs. Missouri (11/27/15)
Tackles For Loss 2.0 at Tennessee (10/3/15)
Sacks 1.0 at Tennessee (10/3/15)
Forced Fumbles 1 at No. 6 Auburn (8/30/14)
QB Hurries 2 vs. Nicholls State (9/6/14)

CAREER STATS

	GS	UA	A	ToT	TFL-YDS	SCK-YDS	FF	FR-YDS	INT-YDS	QBH	BRUP
2014	12/0	4	7	11	2.0-4	0.0-0	1	1-0	0-0	4	0
2015	13/8	11	19	30	7.0-27	2.0-12	0	1-0	0-0	1	1
2016	6/5	5	6	11	0.0-0	0.0-0	0	0-0	0-0	0	0
TOTAL	31/13	20	32	62	9.0-31	2.0-12	1	2-0	0-0	5	1

2016 GAME-BY-GAME STATS

	GS	UA	A	ToT	TFL-YDS	SCK-YDS	FF	FR-YDS	INT-YDS	QBH	BRUP
LA TECH	1/0	1	0	1	0.0-0	0.0-0	0	0-0	0-0	0	0
at TCU	1/1	1	4	5	0.0-0	0.0-0	0	0-0	0-0	0	0
TX STATE	1/1	1	0	1	0.0-0	0.0-0	0	0-0	0-0	0	0
vs. TAMU	1/1	1	1	2	0.0-0	0.0-0	0	0-0	0-0	0	0
ALCORN	1/1	0	1	1	0.0-0	0.0-0	0	0-0	0-0	0	0
ALA	1/1	1	0	1	0.0-0	0.0-0	0	0-0	0-0	0	0
MISS											
at AU											
UF											
LSU											
at MSU											
at MIZZ											
TOTAL	6/5	5	6	11	0.0-0	0.0-0	0	0-0	0-0	0	0



JARED COLLINS

Senior | Defensive Back
5-11 | 173
Tulsa, Okla. | Booker T. Washington HS

29

QUICK HITS

- Has started 29 straight games.
- Has made at least two tackles in 33 of 43 career games played.
- Led team in PBUs for the second straight season with nine in 2015, which tied for 11th in the SEC.
- Recorded 44 tackles in 2015, which ranked fourth among Arkansas DBs.
- Forced one fumble and collected one interception in 2015.

SINGLE-GAME CAREER HIGHS

Tackles 10 at No. 17 Missouri (11/28/14)
Tackles For Loss 3.0 vs. UAB (10/25/14)
Fumbles Forced 1 (3x), last at Tennessee (10/3/15)
Interceptions 1 (2x), last vs. Texas Tech (9/19/15)
Pass Breakups 4 vs. No. 20 LSU (11/15/14)

CAREER STATS

	GS	UA	A	ToT	TFL-YDS	SCK-YDS	FF	FR-YDS	INT-YDS	QBH	BRUP
2013	11/2	13	14	27	1.0-1	0.0-0	1	0-0	1-0	0	2
2014	13/12	39	14	53	4.0-23	1.0-18	1	0-0	0-0	0	13
2015	13/13	29	15	44	0.5-2	0.0-0	1	0-0	1-0	0	9
2016	6/6	3	6	9	0.5-1	0.0-0	0	0-0	0-0	0	2
TOTAL	43/33	84	49	133	6.0-27	1.0-18	3	0-0	2-0	0	26

2016 GAME-BY-GAME STATS

	GS	UA	A	ToT	TFL-YDS	SCK-YDS	FF	FR-YDS	INT-YDS	QBH	BRUP
LA TECH	1/1	0	1	1	0.0-0	0.0-0	0	0-0	0-0	0	0
at TCU	1/1	1	1	2	0.0-0	0.0-0	0	0-0	0-0	0	0
TX STATE	1/1	0	0	0	0.0-0	0.0-0	0	0-0	0-0	0	1
vs. TAMU	1/1	1	0	1	0.0-0	0.0-0	0	0-0	0-0	0	0
ALCORN	1/1	0	1	1	0.0-0	0.0-0	0	0-0	0-0	0	0
ALA	1/1	1	3	4	0.5-1	0.0-0	0	0-0	0-0	0	1
MISS											
at AU											
UF											
LSU											
at MSU											
at MIZZ											
TOTAL	6/6	3	6	9	0.0-0	0.0-0	0	0-0	0-0	0	2



**JARED CORNELIUS**Junior | Wide Receiver
5-11 | 212

Shreveport, La. | Evangel Christian Academy

1**QUICK HITS**

- Named to the 2016 Paul Hornung Award Watch List.
- Has scored a TD in seven of his last 10 games (six through the air and two on the ground).
- 1 of 5 players in the Power 5 to log 100-yards receiving in three straight games this season.
- 1 of 2 SEC players with three 100-yard games this season.
- 1 of 2 SEC players with two 100-yard receiving games against SEC opponents.
- Only SEC player with 100-yards receiving in three straight games.
- 1 of 3 players in school history to top 100-yards through the air in three straight games.
- Leads the SEC in receiving yards/game in SEC games (136.0).
- Leads the SEC in yards/reception (21.5), which ranks 13th in the FBS.
- Tied for fifth in the SEC in receiving yards (408).
- Set a career high in receiving yards for the second time this season with 146 vs. Alabama.
- Has caught 19 of 26 targets on the season.
- Tied for the SEC lead in receptions of 20+ yards (10), 15+ yards (13) and 25+ yards (7).
- Has 17 receptions of 20+ yards in his career.
- Had three receptions of 20+ yards against the Crimson Tide.
- Had first career multi-TD game against Alcorn State.
- Had then-career highs in receptions and receiving yards against No. 10 Texas A&M.
- 3 of 7 catches against the Aggies went for 33 yards or more.
- Missed the Texas State game with a sore back.
- Hauled in the first TD pass of the season from 13-yards out in the season opener.
- Missed four games in 2015 with a broken arm.
- Only SEC player and 1 of 3 players in the country with a 40-yard catch, run and punt return in 2015.
- Recorded a catch in 8 of 9 games last season, including seven multi-reception contests.
- Had nine plays of 20+ yards (six receiving, two punt returns and one rushing) in 2015.

SINGLE-GAME CAREER HIGHS


Receptions	7 vs. No. 10 Texas A&M (9/24/16)
Receiving Yards	146 vs. No. 1 Alabama (10/8/16)
Receiving TDs	2 vs. Alcorn State (10/1/16)
Rushing Yards	71 at No. 9 LSU (11/14/15)
Rushing TDs	1 at No. 9 LSU (11/14/15)

CAREER STATS

	RECEIVING							RUSHING					PUNT RETURN			
	GS	REC	YDS	AVG	TD	LNG	ATT	YDS	AVG	TD	LNG	RET	YDS	TD	LNG	
2014	13/0	18	212	11.8	2	38	5	23	4.6	0	11	9	91	0	35	
2015	9/6	24	393	16.4	3	58	7	112	16.0	2	69	7	93	0	43	
2016	5/1	19	408	21.5	4	57	5	28	5.6	0	8	4	34	0	19	
TOTAL	27/7	61	1,013	16.6	9	58	17	163	9.6	2	69	20	218	0	43	

2016 GAME-BY-GAME STATS

	RECEIVING					RUSHING					PUNT RETURN				
	GS	REC	YDS	AVG	TD	LNG	ATT	YDS	AVG	TD	LNG	RET	YDS	TD	LNG
LA TECH	1/1	1	13	13.0	1	13	3	13	4.3	0	8	1	0	0	0
at TCU	1/0	2	17	8.5	0	17	0	0	0.0	0	0	2	35	0	19
TX STATE	-	-	-	-	-	-	-	-	-	-	-	-	-	-	-
vs. TAMU	1/0	7	126	18.0	1	38	1	7	7.0	0	7	1	-1	0	0
ALCORN	1/0	4	106	26.5	2	35	0	0	0.0	0	0	0	0	0	0
ALA	1/0	5	146	29.2	0	57	1	8	8.0	0	8	0	0	0	0
MISS															
at AU															
UF															
LSU															
at MSU															
at MIZZ															
TOTAL	5/1	19	408	21.5	4	57	5	28	5.6	0	8	4	34	0	19

**BROOKS ELLIS**Senior | Linebacker
6-2 | 245

Fayetteville, Ark. | Fayetteville HS

51**QUICK HITS**

- Named to the 2016 Butkus Award, 2016 Wuerffel Award and 2016-17 Senior Bowl Watch Lists.
- Has started 24 straight games dating back to 2014.
- Has made a tackle in 34 straight games dating back to 2013.
- Has recorded double-digit tackles seven times in his career.
- Has led the team in tackles seven times in his career, including three this season.
- Leads the team and is tied for seventh in the SEC in tackles (42) through the first six games.
- Tied for the team lead in tackles for loss (4.0).
- Led team in tackles (8) for the third time in 2016 against Alabama.
- Led team in tackles (7) for the second time in 2016 against Texas State.
- Gave Arkansas a 13-0 lead at No. 15 TCU in the second quarter with a pick six.
- Led team in tackles (13) at TCU, posting his seventh career game with double-digit stops.
- His 13 tackles at TCU equaled the most by an SEC player on the weekend.
- Made eight tackles in the second half and overtime periods at TCU.
- Tied for second on the team in tackles against LA Tech (6).
- 102 tackles in 2015 led the team and tied for ninth in the SEC.
- 67 of 102 tackles came against SEC opponents, highlighted by a pair of double-figure performances.
- Led the team in tackles four times in 2015.
- One of two SEC defenders to log 15+ tackles in a conference game twice in 2015.
- He and Greenlaw finished as 1 of 6 pairs of teammates in the SEC's top 20 in total tackles.

SINGLE-GAME CAREER HIGHS

Tackles	15 (2x) last vs. Mississippi State (11/21/15)
Tackles For Loss	3.0 at No. 15 TCU (9/10/16)
Sacks	1.5 vs. Kansas State (1/2/16)
Forced Fumbles	1 (2x) last vs. Texas (12/29/14)
Interceptions	1 (4x) last at No. 15 TCU (9/10/16)

CAREER STATS

	GS	UA	A	ToT	TFL-YDS	SCK-YDS	FF	FR-YDS	INT-YDS	QBH	BRUP
2013	12/4	12	21	33	2.0-3	0.5-1	0	0-0	0-0	0	1
2014	11/11	29	43	72	5.5-13	0.5-4	2	0-0	2-63	2	5
2015	13/13	45	57	102	8.0-26	1.5-12	0	1-4	1-28	5	3
2016	6/6	20	22	42	4.0-10	0.0-0	0	0-0	1-47	1	3
TOTAL	42/34	106	143	249	19.5-52	2.5-17	2	1-4	4-138	8	12

2016 GAME-BY-GAME STATS

	GS	UA	A	ToT	TFL-YDS	SCK-YDS	FF	FR-YDS	INT-YDS	QBH	BRUP
LA TECH	1/1	2	4	6	0.0-0	0.0-0	0	0-0	0-0	0	0
at TCU	1/1	8	5	13	3.0-9	0.0-0	0	0-0	1-47	0	0
TX STATE	1/1	4	3	7	1.0-1	0.0-0	0	0-0	0-0	0	1
vs. TAMU	1/1	2	2	4	0.0-0	0.0-0	0	0-0	0-0	1	0
ALCORN	1/1	0	4	4	0.0-0	0.0-0	0	0-0	0-0	0	1
ALA	1/1	4	4	8	0.0-0	0.0-0	0	0-0	0-0	0	1
MISS	-	-	-	-	-	-	-	-	-	-	-
at AU	-	-	-	-	-	-	-	-	-	-	-
UF	-	-	-	-	-	-	-	-	-	-	-
LSU	-	-	-	-	-	-	-	-	-	-	-
at MSU	-	-	-	-	-	-	-	-	-	-	-
at MIZZ	-	-	-	-	-	-	-	-	-	-	-
TOTAL	6/6	20	22	42	4.0-10	0.0-0	0	0-0	1-47	1	3



GAME NOTES



DRE GREENLAW

Sophomore | Linebacker
6-0 | 226
Fayetteville, Ark. | Fayetteville HS

23

QUICK HITS

- Left the Alabama game with a foot contusion and his return this season is questionable.
- Has started 17 straight games.
- Second on the team in total tackles (37).
- Has made double-digit tackles five times in his career.
- Has led the team in tackles in seven of 19 games played.
- Led team in tackles against Texas A&M (11).
- Finished second on the team in tackles vs. Texas State (6).
- Tied for the team lead in tackles with seven and made his first career INT vs. LA Tech.
- Has led the team in tackles in seven of 19 games played.
- Only player to win SEC Freshman of the Week twice in 2015.
- Finished fifth nationally among FBS freshmen and tops among SEC rookies in tackles in 2015.
- Ranked 17th in the SEC in total tackles in 2015.
- Made a team-high 69 tackles in SEC action and averaged 9.8 tackles in SEC road games in 2015.
- Put together four double-digit tackle performances last season.
- Combined for 150 tackles with Brooks Ellis over the last nine games of the 2015 season.

SINGLE-GAME CAREER HIGHS

Tackles16 vs. Auburn (10/24/15)
Tackles For Loss1.5 vs. No. 10 Texas A&M (9/24/16)
Sacks1.0 at No. 9 LSU (11/14/15)
Forced Fumbles1 (3x) last vs. No. 1 Alabama (10/8/16)
Interceptions1 vs. Louisiana Tech (9/3/16)

CAREER STATS

	GS	UA	A	ToT	TFL-YDS	SCK-YDS	FF	FR-YDS	INT-YDS	QBH	BRUP
2015	13/11	46	49	95	3.5-20	1.0-14	3	0-0	0-0	1	1
2016	6/6	21	16	37	1.5-3	0.0-0	0	2-0	1-3	1	0
TOTAL	19/17	67	65	132	5.0-23	1.0-14	3	2-0	1-3	2	1

2016 GAME-BY-GAME STATS

	GS	UA	A	ToT	TFL-YDS	SCK-YDS	FF	FR-YDS	INT-YDS	QBH	BRUP
LA TECH	1/1	2	5	7	0.0-0	0.0-0	0	0-0	1-3	0	0
at TCU	1/1	4	4	8	0.0-0	0.0-0	0	1-0	0-0	0	0
TX STATE	1/1	5	1	6	0.0-0	0.0-0	0	0-0	0-0	0	0
vs. TAMU	1/1	7	4	11	1.5-3	0.0-0	0	1-0	0-0	0	0
ALCORN	1/1	1	2	3	0.0-0	0.0-0	0	0-0	0-0	1	0
ALA	1/1	2	0	2	0.0-0	0.0-0	1	0-0	0-0	0	0
MISS											
at AU											
UF											
LSU											
at MSU											
at MIZZ											
TOTAL	6/6	21	16	37	1.5-3	0.0-0	1	2-0	1-3	1	0



KEON HATCHER

Senior | Wide Receiver
6-2 | 207
Owasso, Okla. | Owasso HS

4

QUICK HITS

- Named to the 2016-17 Senior Bowl Watch List.
- Missed the Alcorn State game with a sore hamstring.
- Extended his streak to 24 consecutive games with a catch for a first down dating back to 2013.
- Tied for seventh in school history in career TD receptions (16).
- Has a TD catch in 14 career games, second most among active SEC players.
- Arkansas' third leading receiver this season with 320 yards.
- Hit the triple-digit mark in career receptions against No. 10 Texas A&M.
- Has a TD catch in four straight games played, totaling five during that span.
- Tied for the SEC lead in red zone TD catches (5).
- Tied for the SEC lead in TD catches in SEC play (3).
- 13 of 18 catches this season have resulted in a first down or TD.
- Has 10 receptions of 15+ yards, which ranks sixth in the SEC.
- Has a 40+ yard reception in two of his last three games.
- Tied for second in the SEC in TD receptions (5).
- Ranks sixth in the SEC in yards/reception (17.8).
- Ranks ninth in the SEC in receiving yards/game (64.0).
- Has totaled 12 catches for 253 yards and three TDs in the first half this season.
- Suffered a season-ending foot injury in 2015.
- Returned in 2016 with team bests in receptions (6) and yards (86) in the season opener.
- Eclipsed 100-yards receiving for the second time in his career against UTEP in 2015.
- Also had his first multi-TD catch game with two vs. UTEP (6 catches, 106 yards, 2 TD).
- Hauled in 10 of his 13 receptions in 2015 during the first half for 160 yards.
- 10 of 13 catches in 2015 resulted in a first down.

SINGLE-GAME CAREER HIGHS

Receptions7 (3x) last vs. Toledo (9/12/15)
Receiving Yards107 vs. Northern Illinois (9/20/14)
Receiving TDs2 (2x) last vs. No. 1 Alabama (10/8/16)
Rushing Yards82 vs. Nicholls State (9/6/14)
Rushing TDs1 vs. Nicholls State (9/6/14)

CAREER STATS

	RECEIVING							RUSHING			
	GS	REC	YDS	AVG	TD	LNG	ATT	YDS	AVG	TD	LNG
2012	10/0	3	21	7.0	1	12	0	0	0.0	0	0
2013	10/6	27	346	12.8	2	43	11	140	12.7	0	50
2014	13/12	43	558	13.0	6	50	5	112	22.4	1	82
2015	2/2	13	198	15.2	2	38	1	0	0.0	0	0
2016	5/2	18	320	17.8	5	73	1	-5	-5.0	0	0
TOTAL	40/22	104	1,443	13.9	16	73	18	247	13.7	1	82

2016 GAME-BY-GAME STATS

	RECEIVING							RUSHING			
	GS	REC	YDS	AVG	TD	LNG	ATT	YDS	AVG	TD	LNG
LA TECH	1/0	6	86	14.3	0	18	0	0	0.0	0	0
at TCU	1/0	2	22	11.0	1	16	0	0	0.0	0	0
TX STATE	1/1	3	96	32.0	1	73	0	0	0.0	0	0
vs. TAMU	1/1	3	77	25.7	1	44	1	-5	-5.0	0	0
ALCORN	-	-	-	-	-	-	-	-	-	-	-
ALA	1/0	4	39	9.8	2	16	0	0	0.0	0	0
MISS											
at AU											
UF											
LSU											
at MSU											
at MIZZ											
TOTAL	5/2	18	320	17.8	5	73	1	-5	-5.0	0	0



**COLE HEDLUND**

Sophomore | Kicker
5-10 | 171
Argyle, Texas | Argyle HS

9**QUICK HITS**

- Has made 80 of 80 career PAT kick attempts.
- Has made a field goal in two straight games.
- Tied a career high with two field goals made at No. 15 TCU.
- Kicked a 38-yard field goal, the second longest of his career, to cap Arkansas' first drive at TCU.
- Was one of only four SEC kickers to be perfect on PAT kicks in 2015 (min. 50 attempts).
- 58 made PATs in 2015 ranked second in the SEC and tied the school record.
- 58 attempts were the third-most in a season by a Razorback.

SINGLE-GAME CAREER HIGHS

Field Goals Made.....2 (2x) last at No. 15 TCU (9/10/16)
Longest Field Goal.....45 at No. 18 Ole Miss (11/7/15)
PATs Made.....9 vs. UT Martin (10/31/15)

CAREER STATS

	GP	FGM-FGA	LNG	PATs	PTs
2015	13	9-15	45	58	85
2016	6	4-6	38	22	34
TOTAL	19	13-21	45	80	119

2016 GAME-BY-GAME STATS

	GP	FGM-FGA	LNG	PATs	PTs
LA TECH	1	0-0	0	3	3
at TCU	1	2-3	38	3	9
TX STATE	1	0-0	0	6	6
vs. TAMU	1	1-1	25	3	6
ALCORN	1	1-2	25	7	10
ALA	1	0-0	0	0	0
MISS					
at AU					
UF					
LSU					
at MSU					
at MIZZ					
TOTAL	6	4-6	38	22	34

**TAIWAN JOHNSON**

Senior | Defensive Lineman
6-2 | 284
Manvel, Texas | Manvel HS

94**QUICK HITS**

- Has started 32 straight games.
- Has made at least 0.5 TFL in five of the last seven games and each of the last three (4.5 in that span).
- Has made at least a half-sack in six career games, including three of his last eight.
- Has recorded a tackle in 16 of his last 19 contests played.
- Had a QB hurry that forced an interception that was returned for a TD at TCU.
- His 24 tackles in 2015 tied for fourth among Arkansas defensive linemen.
- Made a tackle for loss in three straight games last season.
- Recorded 4.5 sacks as a sophomore in 2014.

SINGLE-GAME CAREER HIGHS

Tackles.....8 vs. Mississippi State (11/21/15)
Tackles For Loss.....3.0 vs. Nicholls State (9/6/14)
Sacks.....2.5 vs. Nicholls State (9/6/14)
QB Hurries.....1 (3x) last at No. 15 TCU (9/10/16)

CAREER STATS


	GS	UA	A	ToT	TFL-YDS	SCK-YDS	FF	FR-YDS	INT-YDS	QBH	BRUP
2013	3/0	1	3	4	0.0-0	0.0-0	0	0-0	0-0	0	0
2014	13/13	15	11	26	8.0-45	4.5-35	0	2-0	0-0	1	0
2015	13/13	12	16	28	5.0-16	1.5-4	0	1-15	0-0	1	2
2016	6/6	5	8	13	3.0-14	1.0-5	0	0-0	0-0	1	0
TOTAL	35/32	33	38	71	16.0-75	7.0-44	0	3-15	0-0	3	2

2016 GAME-BY-GAME STATS

	GS	UA	A	ToT	TFL-YDS	SCK-YDS	FF	FR-YDS	INT-YDS	QBH	BRUP
LA TECH	1/1	1	0	1	1.0-5	1.0-5	0	0-0	0-0	0	0
at TCU	1/1	2	1	3	0.0-0	0.0-0	0	0-0	0-0	1	0
TSU	1/1	0	1	1	0.0-0	0.0-0	0	0-0	0-0	0	0
vs. TAMU	1/1	1	4	5	0.5-3	0.0-0	0	0-0	0-0	0	0
ASU	1/1	0	1	1	0.5-2	0.0-0	0	0-0	0-0	0	0
ALA	1/1	1	1	2	1.0-4	0.0-0	0	0-0	0-0	0	0
MISS											
at AU											
UF											
LSU											
at MSU											
at MIZZ											
TOTAL	6/6	5	8	13	3.0-14	1.0-5	0	0-0	0-0	1	0



GAME NOTES



JEREMIAH LEDBETTER

Senior | Defensive Lineman
6-3 | 280

Orlando, Fla. | Gainesville HS (Ga.)/ Hutchinson CC (Kan.)

55

QUICK HITS

- Has logged at least a half-sack in 3 of 6 games this season.
- Has recorded at least a half-sack in five of the last 10 games dating back to last season.
- 23 tackles rank fifth on the team.
- His 2.5 sacks this season rank second on the team.
- Has recorded four or more stops in 11 of his 19 career games played.
- Forced a fumble for the first time in his career at No. 15 TCU.
- Took over as a starter in the second game of the 2015 season and never relinquished that role.
- Tied for fourth on the team in tackles in 2015 with 55.
- Ranked fourth on the team in tackles for loss with 7.5 and tied for third in sacks with 2.0.

SINGLE-GAME CAREER HIGHS


Tackles 8 vs. UTEP (9/5/15)
Tackles For Loss 2.5 vs. Auburn (10/24/15)
Sacks 1.5 vs. Texas State (9/17/16)
Forced Fumbles 1 at No. 15 TCU (9/10/16)
QB Hurries 1 (2x) last at Tennessee (10/3/15)

CAREER STATS

	GS	UA	A	ToT	TFL-YDS	SCK-YDS	FF	FR-YDS	INT-YDS	QBH	BRUP
2015	13/12	24	31	55	7.5-27	2.0-14	0	0-0	0-0	3	1
2016	6/6	10	13	23	2.5-23	2.5-23	1	0-0	0-0	0	2
TOTAL	19/18	34	44	78	10.0-50	4.5-37	1	0-0	0-0	3	3

2016 GAME-BY-GAME STATS

	GS	UA	A	ToT	TFL-YDS	SCK-YDS	FF	FR-YDS	INT-YDS	QBH	BRUP
LA TECH	1/1	2	4	6	0.5-5	0.5-5	0	0-0	0-0	0	0
at TCU	1/1	3	4	7	0.5-3	0.5-3	1	0-0	0-0	0	0
TX STATE	1/1	3	1	4	1.5-15	1.5-15	0	0-0	0-0	0	2
vs. TAMU	1/1	1	2	3	0.0-0	0.0-0	0	0-0	0-0	0	0
ALCORN	1/1	1	0	1	0.0-0	0.0-0	0	0-0	0-0	0	0
ALA	1/1	0	2	2	0.0-0	0.0-0	0	0-0	0-0	0	0
MISS											
at AU											
UF											
LSU											
at MSU											
at MIZZ											
TOTAL	6/6	10	13	23	2.5-23	2.5-23	1	0-0	0-0	0	2



JOSH LIDDELL

Junior | Defensive Back
6-1 | 210

Pine Bluff, Ark. | Dollarway Senior HS

28

QUICK HITS

- Made his first INT of the season, third of his career, against Alcorn State.
- Has totaled 46 tackles, including 3.0 for loss, and two interceptions during his last 10 games.
- Ranks fifth on the team in tackles this season (24).
- Has logged at least eight tackles three times during his career.
- Ranked sixth on the team in tackles in 2015 with 52.
- Tallied 1.5 tackles for loss, forced one fumble and broke up three passes in 2015.
- Tied for the team lead in interceptions with two last season.

SINGLE-GAME CAREER HIGHS

Tackles 9 (2x) last vs. Mississippi State (11/21/15)
Tackles For Loss 1.0 (3x) last vs. Alcorn State (10/1/16)
Interceptions 1 (3x) last vs. Alcorn State (10/1/16)
Pass Breakups 2 vs. Auburn (10/24/15)

CAREER STATS

	GS	UA	A	ToT	TFL-YDS	SCK-YDS	FF	FR-YDS	INT-YDS	QBH	BRUP
2014	12/2	4	8	12	0.0-0	0.0-0	0	0-0	0-0	0	1
2015	13/10	28	24	52	1.5-2	0.0-0	1	0-0	2-0	0	3
2016	6/6	13	11	24	2.0-8	0.0-0	0	0-0	1-2	0	1
TOTAL	31/18	45	43	88	3.5-10	0.0-0	1	0-0	3-2	0	5

2016 GAME-BY-GAME STATS

	GS	UA	A	ToT	TFL-YDS	SCK-YDS	FF	FR-YDS	INT-YDS	QBH	BRUP
LA TECH	1/1	3	2	5	0.0-0	0.0-0	0	0-0	0-0	0	0
at TCU	1/1	1	2	3	0.0-0	0.0-0	0	0-0	0-0	0	0
TX STATE	1/1	0	2	2	0.0-0	0.0-0	0	0-0	0-0	0	0
vs. TAMU	1/1	3	1	4	1.0-3	0.0-0	0	0-0	0-0	0	1
ALCORN	1/1	4	2	6	1.0-5	0.0-0	0	0-0	1-2	0	0
ALA	1/1	2	2	4	0.0-0	0.0-0	0	0-0	0-0	0	0
MISS											
at AU											
UF											
LSU											
at MSU											
at MIZZ											
TOTAL	6/6	13	11	24	2.0-8	0.0-0	0	0-0	1-2	0	1



**DAMON MITCHELL**Junior | Running Back
6-2 | 215

Egg Harbor City, N.J. | Cedar Creek HS

7**QUICK HITS**

- Saw first action of the season against Texas State.
- Moved to running back during the offseason.
- Caught six passes for 84 yards and one touchdown in 2015
- Rushed four times for 29 yards last season.

SINGLE-GAME CAREER HIGHS


Attempts.....	4 vs. Alcorn State (10/1/16)
Rush Yards	36 vs. Nicholls State (9/6/14)
Rush TDs	None
Receptions	3 vs. UT Martin (10/31/15)
Receiving Yards	66 vs. UT Martin (10/31/15)
Receiving TDs	1 vs. UT Martin (10/31/15)

CAREER STATS

	RUSHING							RECEIVING			
	GS	ATT	YDS	AVG	TD	LNG	REC	YDS	AVG	TD	LNG
2014	4/0	6	58	9.7	0	15	0	0	0.0	0	0
2015	13/1	4	29	7.3	0	15	6	84	14.0	1	49
2016	5/0	6	14	2.3	0	7	0	0	0.0	0	0
TOTAL	22/1	16	101	6.3	0	15	6	84	14.0	1	49

2016 GAME-BY-GAME STATS

	RUSHING							RECEIVING			
	GS	ATT	YDS	AVG	TD	LNG	REC	YDS	AVG	TD	LNG
LA TECH	-	-	-	-	-	-	-	-	-	-	-
at TCU	1/0	0	0	0.0	0	0	0	0	0.0	0	0
TX STATE	1/0	2	2	1.0	0	2	0	0	0.0	0	0
vs. TAMU	1/0	0	0	0.0	0	0	0	0	0.0	0	0
ALCORN	1/0	4	12	3.0	0	7	0	0	0.0	0	0
ALA	1/0	0	0	0.0	0	0	0	0	0.0	0	0
MISS											
at AU											
UF											
LSU											
at MSU											
at MIZZ											
TOTAL	5/0	6	14	2.3	0	7	0	0	0.0	0	0

**DREW MORGAN**Senior | Wide Receiver
6-0 | 193

Greenwood, Ark. | Greenwood HS

80**QUICK HITS**

- Named to the 2016 Biletnikoff Award and 2016-17 Senior Bowl Watch Lists.
- Leads the team in receptions (33) and first downs (19).
- Has a reception in 20 straight games dating back to 2014.
- 33 receptions are the third most in the SEC.
- Ranks fifth in the SEC in receptions/game (5.5) and third in receptions/game in league play (7.0).
- 19 catches for a first down are also tied for the SEC lead.
- Has a reception in 20 straight games dating back to 2014 season.
- Second on the team in receiving yards (344), which is tied for ninth in the SEC.
- 69 of his 106 career receptions have resulted in a first down.
- Has 3+ catches in nine straight games dating back to 2015.
- Has 5+ catches in a game a team-best 11 times since the start of the 2015 season.
- Is the only returning SEC receiver with double-digit TD receptions in 2015.
- Tied for second in the SEC and 17th nationally in TD receptions in 2015.
- His 10 scores equaled the third-most in program single-season history.
- 10 TDs also led the SEC during the regular season.
- Led the SEC with eight receiving touchdowns in conference play, including four on the road.
- Reached the end zone in seven contests.
- Became the first Hog since 2011 to have three 100-yard games in SEC play in a single season.
- First player in school history with consecutive 100-yard games in SEC play away from home.

SINGLE-GAME CAREER HIGHS

Receptions	9 (2x) last vs No. 10 Texas A&M (9/24/16)
Receiving Yards	155 vs. No. 14 Texas A&M (9/26/15)
Receiving TDs	3 at No. 18 Ole Miss (11/7/15)

CAREER STATS

	RECEIVING							RUSHING			
	GS	REC	YDS	AVG	TD	LNG	ATT	YDS	AVG	TD	LNG
2013	10/0	0	0	0.0	0	0	0	0	0.0	0	0
2014	13/0	10	181	18.1	1	44	0	0	0.0	0	0
2015	13/10	63	843	13.4	10	52	4	20	5.0	0	9
2016	6/5	33	344	10.4	1	24	1	-6	-6.0	0	0
TOTAL	42/15	106	1,368	12.9	12	52	5	14	2.8	0	9

2016 GAME-BY-GAME STATS

	RECEIVING							RUSHING			
	GS	REC	YDS	AVG	TD	LNG	ATT	YDS	AVG	TD	LNG
LA TECH	1/1	5	47	9.4	0	18	0	0	0.0	0	0
at TCU	1/1	7	93	13.3	1	24	0	0	0.0	0	0
TX STATE	1/0	3	28	9.3	0	15	0	0	0.0	0	0
vs. TAMU	1/1	9	86	9.6	0	21	0	0	0.0	0	0
ALCORN	1/1	4	47	11.8	0	17	0	0	0.0	0	0
ALA	1/1	5	43	8.6	0	23	1	-6	-6.0	0	0
MISS											
at AU											
UF											
LSU											
at MSU											
at MIZZ											
TOTAL	6/5	33	344	10.4	1	24	1	-6	-6.0	0	0



GAME NOTES



RYAN PULLEY

Sophomore | Defensive Back
5-11 | 198
Fort Myers, Fla. | Island Coast HS

11

QUICK HITS

- Has started each of the last five games.
- Tied for 11th in the FBS in passes defended (8) 13th in pass breakups (7).
- 1 of 10 players in the country with six pass breakups and at least one INT.
- Picked off a pass and returned it 25 yards for a TD against Texas State.

SINGLE-GAME CAREER HIGHS

Tackles 4 (4x) last vs. Alcorn State (10/1/16)
Interceptions 1 (2x) last vs. Texas State (9/17/16)
Pass Breakups 3 at No. 15 TCU (9/10/16)

CAREER STATS

	GS	UA	A	ToT	TFL-YDS	SCK-YDS	FF	FR-YDS	INT-YDS	QBH	BRUP
2015	10/1	6	4	10	0.0-0	0.0-0	0	0-0	1-8	0	2
2016	6/5	15	5	20	0.0-0	0.0-0	0	1-0	1-25	0	7
TOTAL	16/6	21	9	30	0.0-0	0.0-0	0	1-0	2-33	0	9

2016 GAME-BY-GAME STATS

	GS	UA	A	ToT	TFL-YDS	SCK-YDS	FF	FR-YDS	INT-YDS	QBH	BRUP
LA TECH	1/0	2	0	2	0.0-0	0.0-0	0	0-0	0-0	0	1
at TCU	1/1	4	0	4	0.0-0	0.0-0	0	0-0	0-0	0	3
TX STATE	1/1	3	0	3	0.0-0	0.0-0	0	0-0	1-25	0	1
vs. TAMU	1/1	2	2	4	0.0-0	0.0-0	0	0-0	0-0	0	1
ALCORN	1/1	1	3	4	0.0-0	0.0-0	0	0-0	0-0	0	1
ALA	1/1	3	0	3	0.0-0	0.0-0	0	1-0	0-0	0	0
MISS											
at AU											
UF											
LSU											
at MSU											
at MIZZ											
TOTAL	6/5	15	5	20	0.0-0	0.0-0	0	1-0	1-25	0	7



SANTOS RAMIREZ

Sophomore | Defensive Back
6-2 | 205
Shreveport, La. | Evangel Christian Academy

9

QUICK HITS

- Missed the Alcorn State game with a knee injury.
- Ranks ninth on the team in tackles (19).
- All five tackles at TCU were of the solo variety.
- Tied for the team lead with a career-high seven tackles against LA Tech.
- 36 of his 54 career tackles have been solo stops.
- Made at least five tackles in 3 of 5 games played this season.
- Totaled 35 tackles and one interception in 2015.
- Has a tackle in 12 of 13 contests during his career.

SINGLE-GAME CAREER HIGHS

Tackles 7 (2x) last vs. Louisiana Tech (9/3/16)
Interceptions 1 at No. 8 Alabama (10/10/15)
Forced Fumbles 1 vs. No. 10 Texas A&M (9/24/16)
Pass Breakups 2 vs. No. 14 Texas A&M (9/26/15)

CAREER STATS

	GS	UA	A	ToT	TFL-YDS	SCK-YDS	FF	FR-YDS	INT-YDS	QBH	BRUP
2015	12/3	22	13	35	0.0-0	0.0-0	0	0-0	1-18	0	3
2016	5/4	14	5	19	0.0-0	0.0-0	1	0-0	0-0	0	1
TOTAL	17/7	36	18	54	0.0-0	0.0-0	1	0-0	1-18	0	4

2016 GAME-BY-GAME STATS

	GS	UA	A	ToT	TFL-YDS	SCK-YDS	FF	FR-YDS	INT-YDS	QBH	BRUP
LA TECH	1/1	4	3	7	0.0-0	0.0-0	0	0-0	0-0	0	0
at TCU	1/1	5	0	5	0.0-0	0.0-0	0	0-0	0-0	0	1
TX STATE	1/1	1	1	2	0.0-0	0.0-0	0	0-0	0-0	0	0
vs. TAMU	1/1	4	1	5	0.0-0	0.0-0	1	0-0	0-0	0	0
ALCORN	-	-	-	-	-	-	-	-	-	-	-
ALA	1/0	0	0	0	0.0-0	0.0-0	0	0-0	0-0	0	0
MISS											
at AU											
UF											
LSU											
at MSU											
at MIZZ											
TOTAL	5/4	14	5	19	0.0-0	0.0-0	1	0-0	0-0	0	1



**DOMINIQUE REED**

Senior | Wide Receiver
6-3 | 175

Camden, Ark. | Fairview HS/Coffeyville CC (Kan.)

3**JEREMY SPRINKLE**

Senior | Tight End
6-6 | 256

White Hall, Ark. | White Hall HS

83**QUICK HITS**

- Named to the 2016-17 Senior Bowl Watch List.
- Scored a touchdown in six straight games in 2015, including all four SEC road games.
- Finished third on the team in receptions (28) and receiving yards (535) in 2015
- Found the end zone seven times, including six TDs through the air in 2015.
- Finished second in the SEC in yards per reception (19.1) in 2015, good for 19th nationally.
- Tied for second in the SEC with four catches of 50+ yards in 2015.
- Ran for 20 or more yards after the catch on four of his six TD receptions in 2015.
- Turned 21 of his 28 receptions into first downs in 2015.
- Recorded a catch in each of the final 11 games of the 2015 season.

SINGLE-GAME CAREER HIGHS

Receptions.....7 at No. 18 Ole Miss (11/7/15)
Receiving Yards.....105 at No. 18 Ole Miss (11/7/15)
Receiving TDs.....2 at No. 18 Ole Miss (11/7/15)
Rushing TDs.....1 vs. Auburn (10/24/15)

CAREER STATS

	RECEIVING					RUSHING					KICK RETURN				
	GS	REC	YDS	AVG	TD	LNG	ATT	YDS	AVG	TD	LNG	RET	YDS	TD	LNG
2015	12/6	28	535	19.1	6	71	4	24	6.0	1	11	10	222	0	40
2016	6/2	5	73	14.6	0	32	5	26	5.2	0	15	9	161	0	25
TOTAL	18/8	33	608	18.4	6	71	9	50	5.6	1	15	19	383	0	40

2016 GAME-BY-GAME STATS

	RECEIVING					RUSHING					KICK RETURN				
	GS	REC	YDS	AVG	TD	LNG	ATT	YDS	AVG	TD	LNG	RET	YDS	TD	LNG
LA TECH 1/0	1	6	6.0	0	6	0	0	0.0	0	0	2	42	0	25	
at TCU 1/1	1	11	11.0	0	11	2	18	9.0	0	15	4	77	0	22	
TX STATE 1/1	2	36	18.0	0	32	1	15	15.0	0	15	2	26	0	13	
vs. TAMU 1/0	0	0	0.0	0	0	1	-6	-6.0	0	0	0	0	0	0	
ALCORN 1/0	0	0	0.0	0	0	0	0	0.0	0	0	0	0	0	0	
ALA 1/0	1	20	20.0	0	20	1	-1	-1.0	0	0	1	16	0	16	
MISS															
at AU															
UF															
LSU															
at MSU															
at MIZZ															
TOTAL	6/2	5	73	14.6	0	32	5	26	5.2	0	15	9	161	0	25

QUICK HITS

- Named to the 2016 John Mackey Award and 2016-17 Senior Bowl Watch Lists.
- Set the school record for career TD catches among tight ends (11) during the Alabama game.
- Has eight TDs in his last nine games dating back to 2015.
- Tied for third in TD receptions among FBS tight ends (4).
- 11 of 17 catches this season have resulted in either a first down or TD.
- 32 of last 45 receptions have resulted in either a first down or a TD dating back to last season.
- 25 of those receptions have gone for at least 10 yards, including 10 for 20 yards or more.
- Was the only SEC tight end and 1 of 2 nationally with a TD catch in each of the first three weeks.
- Caught the eventual game-winning TD vs. LA Tech.
- Led all SEC tight ends with six receiving TDs in 2015, good for a tie for ninth in the FBS.
- Equaled the program single-game record with three against Mississippi State (11/21/15).
- Three TD catches also tied for the most by an FBS TE in a game in 2015.
- All six TDs in 2015 came over the final seven games of the season.

SINGLE-GAME CAREER HIGHS

Receptions.....6 vs. Mississippi State (11/21/15)
Receiving Yards.....81 vs. Kansas State (1/2/16)
Receiving TDs.....3 vs. Mississippi State (11/21/15)

CAREER STATS

	RECEIVING					RUSHING				
	GS	REC	YDS	AVG	TD	LNG	ATT	YDS	AVG	TD
2013	12/2	4	68	17.0	0	44	1	1	1.0	0
2014	13/0	7	84	12.0	1	17	0	0	0.0	0
2015	13/7	27	389	14.4	6	42	1	4	4.0	0
2016	6/6	18	194	10.8	4	25	0	0	0.0	0
TOTAL	44/15	56	735	13.1	11	44	2	5	2.5	0

2016 GAME-BY-GAME STATS

	RECEIVING					RUSHING				
	GS	REC	YDS	AVG	TD	LNG	ATT	YDS	AVG	TD
LA TECH 1/1	3	19	6.3	1	12	0	0	0	0.0	0
at TCU 1/1	3	58	19.3	1	25	0	0	0	0.0	0
TX STATE 1/1	3	20	6.7	1	10	0	0	0	0.0	0
vs. TAMU 1/1	4	46	11.5	0	23	0	0	0	0.0	0
ALCORN 1/1	2	14	7.0	0	9	0	0	0	0.0	0
ALA 1/1	3	37	12.3	1	24	0	0	0	0.0	0
MISS										
at AU										
UF										
LSU										
at MSU										
at MIZZ										
TOTAL	6/6	18	194	10.8	4	25	0	0	0.0	0



GAME NOTES



HENRE' TOLIVER

Junior | Defensive Back
6-1 | 185
Marrero, La. | Archbishop Rummel HS

5

QUICK HITS

- Has started each of the last 10 contests dating back to last season.
- Took his fourth career INT 70 yards for a TD in the 3rd quarter against Alcorn State.
- Four INTs are tied for Arkansas' active career lead.
- Just two tackles away from hitting the 100-career tackle plateau.
- Tied for team lead in tackles (7) against Alcorn State for the first time this season.
- Has led the team in tackles twice in his career.
- 5 of 7 tackles against Alcorn State came in the first half.
- Third on the team in tackles (25) this season.
- Has four or more tackles in 12 of the last 19 contests.
- 70 of 98 career tackles have been solo stops.
- Fourth on the team in tackles at TCU (6).
- Helped the Hogs shut out TCU in the first half with three tackles and a pass breakup.
- Finished fourth on the team and second among defensive backs in tackles last season (55).
- Ranked second on the team in pass breakups last season (8).

SINGLE-GAME CAREER HIGHS

Tackles 8 (2x) last vs. Mississippi State (11/21/15)
Tackles For Loss 2.0 vs. UTEP (9/5/15)
Interceptions 1 (4x) last vs. Alcorn State (10/1/16)
Pass Breakups 2 (3x) last vs. No. 10 Texas A&M (9/24/16)

CAREER STATS

	GS	UA	A	ToT	TFL-YDS	SCK-YDS	FF	FR-YDS	INT-YDS	QBH	BRUP
2014	11/4	11	7	18	1.0-4	1.0-4	0	0-0	2-46	0	1
2015	13/10	43	12	55	4.0-14	0.0-0	0	0-0	1-12	0	8
2016	6/6	16	9	25	1.0-1	0.0-0	0	0-0	1-70	0	3
TOTAL	30/20	70	28	98	6.0-19	1.0-4	0	0-0	4-128	0	12

2016 GAME-BY-GAME STATS

	GS	UA	A	ToT	TFL-YDS	SCK-YDS	FF	FR-YDS	INT-YDS	QBH	BRUP
LA TECH	1/1	2	2	4	1.0-1	0.0-0	0	0-0	0-0	0	0
at TCU	1/1	4	2	6	0.0-0	0.0-0	0	0-0	0-0	0	1
TX STATE	1/1	1	0	1	0.0-0	0.0-0	0	0-0	0-0	0	0
vs. TAMU	1/1	3	1	4	0.0-0	0.0-0	0	0-0	0-0	0	2
ALCORN	1/1	4	3	7	0.0-0	0.0-0	0	0-0	1-70	0	0
ALA	1/1	2	1	3	0.0-0	0.0-0	0	0-0	0-0	0	0
MISS											
at AU											
UF											
LSU											
at MSU											
at MIZZ											
TOTAL	6/6	16	9	25	1.0-1	0.0-0	0	0-0	1-70	0	3



KODY WALKER

Senior | Running Back
6-2 | 240
Jefferson City, Mo. | Jefferson City HS

24

QUICK HITS

- Named to the 2016 Doak Walker Award and 2016-17 Senior Bowl Watch Lists.
- Scored his 14th career rushing touchdown in the win over Texas State.
- Had six carries for 24 yards in the opener with a critical 4th and 1 first down run in the 4th quarter.
- Earned a sixth year of eligibility from the NCAA and SEC prior to the start of 2015.
- His first two seasons were cut short due to injury.
- His 90 carries, 394 yards and six touchdowns in 2015 were each career season highs.
- Played in each of the first two games before an injury sidelined him for the next four contests.
- Rushed for 366 yards and five touchdowns through the final seven games of the season.

SINGLE-GAME CAREER HIGHS

Attempts 17 at No. 9 LSU (11/14/15)
Rushing Yards 88 at No. 9 LSU (11/14/15)
Rushing TDs 2 (3x) last vs. Auburn (10/24/15)
Receptions 3 vs. No. 7 Alabama (10/11/14)
Receiving Yards 15 vs. No. 7 Alabama (10/11/14)

CAREER STATS

	RUSHING							RECEIVING			
	GS	ATT	YDS	AVG	TD	LNG	REC	YDS	AVG	TD	LNG
2011	3/0	20	68	3.4	5	9	0	0	0.0	0	0
2012	2/1	1	1	1.0	1	1	1	5	5.0	0	5
2013	8/0	6	32	5.3	0	14	0	0	0.0	0	0
2014	13/1	31	149	4.8	1	11	3	15	5.0	0	6
2015	9/1	90	394	4.4	6	28	1	4	4.0	0	4
2016	6/1	31	110	3.5	1	17	3	21	7.0	0	11
TOTAL	41/4	179	754	4.2	14	28	8	45	5.6	0	11

2016 GAME-BY-GAME STATS

	RUSHING							RECEIVING			
	GS	ATT	YDS	AVG	TD	LNG	REC	YDS	AVG	TD	LNG
LA TECH	1/0	6	24	4.0	0	7	0	0	0.0	0	0
at TCU	1/0	7	19	2.7	0	6	0	0	0.0	0	0
TX STATE	1/0	7	23	3.3	1	12	1	11	11.0	0	11
vs. TAMU	1/0	5	23	4.6	0	17	0	0	0.0	0	0
ALCORN	1/0	2	6	3.0	0	6	0	0	0.0	0	0
ALA	1/1	4	15	3.8	0	11	2	10	5.0	0	8
MISS											
at AU											
UF											
LSU											
at MSU											
at MIZZ											
TOTAL	6/1	31	110	3.5	1	17	3	21	7.0	0	11



**DEVWAH WHALEY**

Freshman | Running Back
5-10 | 226
Beaumont, Texas | Central HS

21**QUICK HITS**

- 75-yard TD run against Alcorn State is the fourth-longest run by a freshman this season.
- 75-yard TD run is Arkansas' longest play of the season.
- 5 of 9 carries against Alcorn State resulted in a first down.
- 135 rush yards are the most by a Hog freshman since Alex Collins rushed for 172 vs. Samford in '13.

SINGLE-GAME CAREER HIGHS

Attempts.....11 vs. Texas State (9/17/16)
Rushing Yards.....135 vs. Alcorn State (10/1/16)
Rushing TDs.....1 vs. Alcorn State (10/1/16)

CAREER STATS

	RUSHING							RECEIVING			
	GS	ATT	YDS	AVG	TD	LNG	REC	YDS	AVG	TD	LNG
2016	6/0	38	241	6.3	1	75	0	0	0.0	0	0
TOTAL	6/0	38	241	6.3	1	75	0	0	0.0	0	0

2016 GAME-BY-GAME STATS

	RUSHING							RECEIVING			
	GS	ATT	YDS	AVG	TD	LNG	REC	YDS	AVG	TD	LNG
LA TECH	1/0	2	1	0.5	0	2	0	0	0.0	0	0
at TCU	1/0	2	5	2.5	0	5	0	0	0.0	0	0
TX STATE	1/0	11	50	4.5	0	9	0	0	0.0	0	0
vs. TAMU	1/0	9	29	3.2	0	16	0	0	0.0	0	0
ALCORN	1/0	9	135	15.0	1	75	0	0	0.0	0	0
ALA	1/0	5	21	3.8	0	11	0	0	0.0	0	0
MISS											
at AU											
UF											
LSU											
at MSU											
at MIZZ											
TOTAL	6/0	38	241	6.3	1	75	0	0	0.0	0	0

**RAWLEIGH WILLIAMS III**

Sophomore | Running Back
5-10 | 226
Dallas, Texas | Bishop Lynch HS

22**QUICK HITS**

- Named to the 2016 Doak Walker Award Watch List.
- Ranks third in the SEC and 13th in the nation in rushing yards (605).
- Tied for third in the SEC in rushing TDs (5).
- Has 100+ yards rushing in three of the last five games.
- Leads the SEC in 10-yard runs (19).
- Returned to his home state of Texas and rushed 28 times for 137 yards in a win over No. 15 TCU.
- Returned to action with a career-high 24 carries for 96 yards and a TD against LA Tech.
- Scored Arkansas' first touchdown of the 2016 season in his first game back from a neck injury.
- One of three SEC freshmen RBs to rush for 100 yards in a game in 2015
- One of two SEC freshmen RBs to rush for 100 yards in a game against an SEC opponent in 2015.
- Scored his first career TD on a 3-yard run during the fourth quarter vs. Texas A&M (9/26/15).
- Left in the 3rd quarter vs. Auburn (10/24/15) with a neck injury and missed the rest of the season.

SINGLE-GAME CAREER HIGHS

Attempts.....28 at No. 15 TCU (9/10/16)
Rushing Yards.....137 at No. 15 TCU (9/10/16)
Rushing TDs.....2 vs. Texas State (9/17/16)
Receptions.....3 vs. Louisiana Tech (9/3/16)
Receiving Yards.....51 vs. No. 1 Alabama (10/8/16)

CAREER STATS

	RUSHING							RECEIVING			
	GS	ATT	YDS	AVG	TD	LNG	REC	YDS	AVG	TD	LNG
2015	7/0	56	254	4.5	1	44	5	26	5.2	0	10
2016	6/5	113	605	5.4	5	55	6	62	10.3	0	29
TOTAL	13/5	169	859	5.1	6	55	11	88	8.0	0	29

2016 GAME-BY-GAME STATS

	RUSHING							RECEIVING			
	GS	ATT	YDS	AVG	TD	LNG	REC	YDS	AVG	TD	LNG
LA TECH	1/1	24	96	4.0	1	14	3	15	5.0	0	16
at TCU	1/1	28	137	4.9	0	37	0	0	0.0	0	0
TX STATE	1/1	19	121	6.4	2	18	0	0	0.0	0	0
vs. TAMU	1/1	17	79	4.6	1	55	1	-4	-4.0	0	0
ALCORN	1/1	13	126	9.7	0	29	0	0	0.0	0	0
ALA	1/0	12	46	3.8	1	14	2	51	25.5	0	29
MISS											
at AU											
UF											
LSU											
at MSU											
at MIZZ											
TOTAL	6/5	113	605	5.4	5	55	6	62	13.2	0	29



GAME NOTES



JAMICHAEL WINSTON

Senior | Defensive Lineman
6-4 | 260
Pritchard, Ala. | Vigor HS

6

QUICK HITS

- Registered his first career half-sack against Texas State.
- Has made a tackle in 27 of 46 career games played.
- Made a tackle in 11 of 13 games in 2015.
- Recorded a quarterback hurry in three straight games last season.

SINGLE-GAME CAREER HIGHS

Tackles5 vs. Nicholls State (9/6/14)
Tackles For Loss1.0 (3x) last at Tennessee (10/3/15)
Sacks0.5 vs. Texas State (9/17/16)
Forced Fumbles1 vs. Southern Miss (9/14/13)
QB Hurries1 (5x) last vs. UT Martin (10/31/15)

CAREER STATS

	GS	UA	A	ToT	TFL-YDS	SCK-YDS	FF	FR-YDS	INT-YDS	QBH	BRUP
2012	2/0	0	0	0	0.0-0	0.0-0	0	0-0	0-0	0	0
2013	12/0	3	1	4	0.0-0	0.0-0	1	0-0	1-0	1	0
2014	13/12	15	11	26	2.0-6	0.0-0	0	0-0	0-0	1	1
2015	13/6	9	12	21	1.0-1	0.0-0	0	0-0	0-0	3	0
2016	6/0	1	2	3	0.5-5	0.5-5	0	0-0	0-0	0	0
TOTAL	46/18	28	26	54	3.5-12	0.5-5	1	0-0	1-0	5	1

2016 GAME-BY-GAME STATS

	GS	UA	A	ToT	TFL-YDS	SCK-YDS	FF	FR-YDS	INT-YDS	QBH	BRUP
LA TECH	1/0	0	0	0	0.0-0	0.0-0	0	0-0	0-0	0	0
at TCU	1/0	0	0	0	0.0-0	0.0-0	0	0-0	0-0	0	0
TX STATE	1/0	0	1	1	0.5-5	0.5-5	0	0-0	0-0	0	0
vs. TAMU	1/0	0	0	0	0.0-0	0.0-0	0	0-0	0-0	0	0
ALCORN	1/0	1	1	2	0.0-0	0.0-0	0	0-0	0-0	0	0
ALA	1/0	0	0	0	0.0-0	0.0-0	0	0-0	0-0	0	0
MISS											
at AU											
UF											
LSU											
at MSU											
at MIZZ											
TOTAL	6/0	1	2	3	0.5-5	0.5-5	0	0-0	0-0	0	0



DEATRICH WISE JR.

Senior | Defensive Lineman
6-5 | 271
Carrollton, Texas | Hebron HS

48

QUICK HITS

- SEC Defensive Lineman of the Week (Sept. 6).
- Named to the 2016 Bednarik Award, Nagurski Trophy, and 2016-17 Senior Bowl Watch Lists.
- Fifth among SEC active career leaders in sacks (16.0).
- Has at least a half-sack in nine of the last 11 games, totaling 10.0 during that stretch.
- Cracked Arkansas' top 10 career list in sacks (16.0) and ranks fifth among SEC career leaders.
- Leads the Razorbacks in sacks this season (3.0).
- Ranks fourth on the team in tackles (24) this season.
- Has 4.5 sacks in Arkansas' last three road wins vs. ranked opponents.
- Had a career-high seven tackles and a half-sack vs. LA Tech.
- Seven stops in the season opener tied for second among SEC DL in the first week.
- Led the SEC in sacks during conference play (8.0) last season.
- Had 4.5 sacks against ranked opponents, good for second in the SEC and tied for sixth nationally.
- Led the SEC and tied for 10th nationally in sacks per game against ranked opponents (1.13).
- Paced the SEC and ranked second nationally in sacks during the month of November (7.0).

SINGLE-GAME CAREER HIGHS

Tackles7 (2x) last vs. Louisiana Tech (9/3/16)
Tackles For Loss2.5 at No. 9 LSU (11/14/15)
Sacks2.5 at No. 9 LSU (11/14/15)
Forced Fumbles1 (4x) last vs. Alcorn State (10/1/16)
QB Hurries3 vs. Louisiana Tech (9/3/16)

CAREER STATS

	GS	UA	A	ToT	TFL-YDS	SCK-YDS	FF	FR-YDS	INT-YDS	QBH	BRUP
2012	2/0	2	0	2	1.0-21	1.0-21	0	0-0	0-0	0	0
2013	12/1	6	11	17	3.0-17	2.0-16	0	1-0	0-0	2	0
2014	10/1	5	8	13	3.0-23	2.0-19	0	0-0	0-0	3	0
2015	13/0	17	14	31	10.5-52	8.0-43	3	0-0	0-0	5	3
2016	6/6	9	15	24	4.0-23	3.0-20	1	0-0	0-0	3	1
TOTAL	42/7	39	48	87	21.5-136	16.0-119	4	1-0	0-0	13	4

2016 GAME-BY-GAME STATS

	GS	UA	A	ToT	TFL-YDS	SCK-YDS	FF	FR-YDS	INT-YDS	QBH	BRUP
LA TECH	1/1	1	6	7	0.5-5	0.5-5	0	0-0	0-0	3	1
at TCU	1/1	2	2	4	1.0-4	1.0-4	0	0-0	0-0	0	0
TX STATE	1/1	1	1	2	0.5-5	0.5-5	0	0-0	0-0	0	0
vs. TAMU	1/1	2	4	6	1.0-3	0.0-0	0	0-0	0-0	0	0
ALCORN	1/1	2	1	3	1.0-6	1.0-6	1	0-0	0-0	0	0
ALA	1/1	1	1	2	0.0-0	0.0-0	0	0-0	0-0	0	0
MISS											
at AU											
UF											
LSU											
at MSU											
at MIZZ											
TOTAL	6/6	9	15	24	4.0-23	3.0-20	1	0-0	0-0	3	1





► TEAM

Scored 70+ points

(73) vs. Nicholls (7) 2014

Scored 60+ points

(63) vs. UT Martin (28) 2015

Scored 50+ points

(52) vs. Alcorn State (10) 2016

Scored 40+ points

(52) vs. Alcorn State (10) 2016

Scored 40+ points in a half

(56, 1st) vs. Nicholls 2014

Scored 30+ points in a half

(35, 1st) vs. Texas State 2016

Scored 35+ points in a quarter

(35, 1st) vs. Nicholls 2014

Scored 28+ points in a quarter

(28, 2nd) vs. UT Martin 2015

Defeated a ranked opponent

#12 at TCU 2016

Defeated a ranked opponent on the road

#12 at TCU 2016

Defeated ranked opponents in consecutive games

at #19 Ole Miss; at #9 LSU 2015

Shut out an opponent

(30) vs. Ole Miss 2014

Had consecutive shutouts

(17) vs. LSU; (30) vs. Ole Miss 2014

Had consecutive SEC shutouts

(17) vs. LSU; (30) vs. Ole Miss 2014

Did not allow a touchdown

(3) vs. Texas State 2016

Was shut out

vs. Alabama (52) 2013

Totalled 600+ yards total offense

(605) at Ole Miss 2015

Totalled 500+ yards total offense

(559) vs. Alcorn State 2016

Totalled 400+ yards total offense

(473) vs. Alabama 2016

Had 80+ total plays

(84) vs. Alabama 2016

Converted 30+ first downs

(30) vs. Kansas State 2015

Rushed for 400+ yards

(438) at Texas Tech 2014

Rushed for 300+ yards

(353) vs. Alcorn State 2016

Rushed 50+ times

(52) vs. Missouri 2015

Rushed for 5+ touchdowns

(5) vs. Kansas State 2015

Rushed for 4+ touchdowns

(5) vs. Kansas State 2015

Rushed for 3+ touchdowns

(3) vs. Alcorn State 2016

Passed for 500+ yards

(510) vs. Texas A&M 2011

Passed for 400-499 yards

(400) vs. Alabama 2016

Passed for 300-399 yards

(371) vs. Texas A&M 2016

Passed for 250-299 yards

(271) at LSU 2015

Attempted 50+ passes

(53) vs. Toledo 2015

Completed 30+ passes

(30) vs. Mississippi State 2015

Threw 6+ touchdown passes

(7) vs. Mississippi State 2015

Threw 5+ touchdown passes

(7) vs. Mississippi State 2015

Threw 4+ touchdown passes

(7) vs. Mississippi State 2015

Threw 3+ touchdown passes

(3) vs. Alabama 2016

Had 5+ fumbles

(5) at Texas A&M 2012

Had zero turnovers

at TCU 2016

Had 7+ turnovers

(7) vs. ULM 1997

100-yard rusher and 100-yard receiver

vs. Alcorn State 2016 (RUSH: D. Whaley - 135; R. Williams III - 126; REC: J. Cornelius - 106)

200-yard rusher and 100-yard receiver

at South Carolina 2006 (RUSH: Darren McFadden - 219; REC: Marcus Monk - 192)

Two 100-yard rushers

vs. Alcorn State (Devwah Whaley - 135; R. Williams III - 126)

Three 100-yard rushers

vs. North Texas 2007 (Darren McFadden - 138; Felix Jones - 132; Brandon Barnett - 105)

Two 100-yard receivers

at Ole Miss 2015 (D. Morgan - 122; D. Reed - 105)

Four different receivers caught touchdown passes

vs. Mississippi State 2015 (Jeremy Sprinkle, 3; Hunter Henry, 2; Drew Morgan, 1; Jared Cornelius, 1)

Scored on the first offensive play of the game

vs. Nicholls 2014 (Keon Hatcher 82 yard rush)

Returned a kickoff for TD

vs. Northern Illinois 2014 (Korliss Marshall - 97 yards)

Returned a game-opening kickoff for TD

vs. Northern Illinois 2014 (Korliss Marshall - 97 yards)

Returned a season-opening kickoff for TD

vs. Missouri State 2009 (Dennis Johnson - 91 yards)

Returned a punt for TD

vs. Kansas State 2011 (Joe Adams - 51 yards)

Returned two punts for TDs

vs. Missouri State 2011 (Joe Adams - 61 yards, 69 yards)

Returned an interception for a TD

vs. Alcorn State 2016 (Henre' Toliver - 70 yards)

Returned a fumble for a TD

vs. Texas 2014 (Taiwan Johnson - 0 yards)

Returned a blocked punt for a TD

vs. Eastern Michigan 2009 (Seth Armbrust - 1 yard)

Returned a blocked field goal for a TD

at Mississippi State 2004 (Pierre Brown - 76 yds)

Blocked a punt

at Alabama 2015 (Jeremy Sprinkle)

Blocked a field goal

vs. Alcorn State 2016 (Dan Skipper)

Blocked a PAT

vs. Tulsa 2012 (DeQuinta Jones)

Missed a PAT

vs. Georgia 2014 (John Henson)

Had a punt blocked

vs. Toledo 2015 (Zach Quinn)

Did not punt

vs. Alcorn State 2016

Had a field goal blocked

vs. Kansas State 2015 (Marquel Bryant)

Had a PAT blocked

vs. Georgia 2014

Held an opponent to less than 10 first downs

(8) vs. Texas State 2016

Intercepted 4+ passes

(4) vs. Mississippi State 2007

Intercepted 3+ passes

(3) vs. Ole Miss 2014

Intercepted 2+ passes

(2) vs. Alcorn State 2016

Recovered 3+ fumbles

(3) vs. Ole Miss 2014

Recovered 2+ fumbles

(2) vs. Alabama 2016

Forced 6+ turnovers

(6) vs. Ole Miss 2014

Forced 5+ turnovers

(6) vs. Ole Miss 2014

Forced 4+ turnovers

(4) vs. Alcorn State 2016



Held an opponent to less than 300 yards

(105) vs. Texas State 2016

Held an opponent to less than 200 yards

(105) vs. Texas State 2016

Scored a safety

vs. Toledo 2015 (TEAM)

Scored on a fake punt

vs. Texas A&M 2014 (Sam Irwin-Hill - 51-yd. rush)

Scored on a fake field goal

vs. UAB 2014 (Tretola 6 yd. pass to D'Appollonio)

Scored a 2-point conversion

vs. TCU 2016 (A. Allen 3-yd rec. from K. Hatcher)

Committed 1 penalty or less

vs. Missouri 2015

► INDIVIDUAL

Had 400+ yards total offense in a game

(411) Brandon Allen vs. Mississippi State 2015 (5 rushing, 406 passing)

Had 300+ yards total offense in a game

(390) Austin Allen vs. Alabama 2016 (-10 rushing, 400 passing)

Was responsible for 5+ TDs in a game

(7) Brandon Allen vs. Mississippi State 2015 (7 pass)

Was responsible for 4+ TDs in a game

(7) Brandon Allen vs. Mississippi State 2015 (7 pass)

Was responsible for 3+ TDs in a game

(3) Austin Allen vs. Alabama 2016 (3 pass)

Rushed 40+ times in a game

(40) DeCori Birmingham at Kentucky 2003

Rushed 30+ times in a game

(30) Alex Collins vs. Missouri 2015

Rushed for 200+ yards in a game

(212) Alex Collins at Texas Tech 2014

Rushed for 150+ yards in a game

(185) Alex Collins vs. Kansas State 2015

Rushed for 100+ yards in a game

(135) Devwah Whaley vs. Alcorn State 2016

(126) Rawleigh Williams III vs. Alcorn State 2016

Rushed for 150+ yards in consecutive games

Alex Collins (170) vs. Texas Tech, (151) vs. Texas A&M, (154) at Tennessee 2015

Rushed for 100+ yards in consecutive games

Rawleigh Williams (137) at TCU, (121) vs. Texas State

Rushed for 5+ TDs in a game

(5) Alex Collins vs. UT Martin 2015

Rushed for 4+ TDs in a game

(5) Alex Collins vs. UT Martin 2015

Rushed for 3+ TDs in a game

(3) Alex Collins vs. Kansas State 2015

Passed for 500+ yards in a game

(510) Tyler Wilson vs. Texas A&M 2011

Passed for 400+ yards in a game

(400) Austin Allen vs. Alabama 2016

Passed for 300+ yards in a game

(400) Austin Allen vs. Alabama 2016

Attempted 50+ passes in a game

(53) Brandon Allen vs. Toledo 2015

Attempted 40+ passes in a game

(48) Austin Allen vs. Alabama 2016

Attempted 30+ passes in a game

(48) Austin Allen vs. Alabama 2016

Had 300+ yards receiving in a game

(303) Cobi Hamilton vs. Rutgers 2012

Had 200+ yards receiving in a game

(303) Cobi Hamilton vs. Rutgers 2012

Had 150+ yards receiving in a game

(155) Drew Morgan vs. Texas A&M 2015

Had 100+ yards receiving in a game

(146) Jared Cornelius vs. Alabama 2016

100+ receiving yards in consecutive games

Jared Cornelius (126) vs. Texas A&M, (106) vs. Alcorn State, (146) vs. Alabama 2016

Caught 10+ passes in a game

(10) Cobi Hamilton vs. LSU 2012

Caught 10+ passes in consecutive games

Cobi Hamilton (12) vs. Ole Miss, (11) vs. Tulsa 2012

Caught 3+ TD passes in a game

(3) Jeremy Sprinkle vs. Mississippi State 2015

Caught 2+ TD passes in a game

(2) Keon Hatcher vs. Alabama 2016

Scored 15+ points kicking

(15) Todd Wright (4-4 FG, 3-4 PAT) vs. UTEP 1989

Kicked 5+ field goals in a game

(5) Kendall Trainor vs. Texas A&M 1988

Kicked 4+ field goals in a game

(4) Alex Tejada vs. Troy 2007

Made a 60-yard+ FG

(67) Steve Little vs. Texas 1977

Made a 50-yard+ FG

(54) Zach Hocker vs. Mississippi State 2013

Had an 80-yard+ punt

(83) Pete Raether vs. Louisiana-Lafayette 1991

Had a 70-yard+ punt

(79) Sam Irwin-Hill vs. South Carolina 2013

Intercepted 3+ passes in a game

(3) Michael Grant vs. ULM 2006

Intercepted 2+ passes in a game

(2) Tramain Thomas vs. Auburn 2011

Returned 2+ punts for TDs

(2) Joe Adams vs. Missouri State 2011 (61 yards, 69 yards)

Had a 90+ yard rush

(90) Jonathan Williams vs. Nicholls 2014

Had an 80+ yard rush

(80) Alex Collins at LSU 2015

Had a 70+ yard rush

(75) Devwah Whaley vs. Alcorn State 2016

Had a 60+ yard rush

(75) Devwah Whaley vs. Alcorn State 2016

Had a 90+ yard pass

(92) Matt Jones to Richard Smith at Tennessee 2002

Had an 80+ yard pass

(80) Tyler Wilson to Cobi Hamilton vs. Rutgers 2012

Had a 70+ yard pass

(73) Austin Allen to Keon Hatcher vs. Texas State 2016

Had two 80+ yard passes

(85) Ryan Mallett to Cobi Hamilton, (80) Ryan Mallett to Cobi Hamilton vs. LSU 2010

Had two 70+ yard passes

(77) Tyler Wilson to Jonathan Williams, (74) Tyler Wilson to Jonathan Williams vs. Kentucky 2012



► TEAM

Failed to score a TD

Texas State 2016

Had 30+ first downs

(32) Mississippi State 2015

300+ yards rushing

(366) Texas A&M 2016

50+ rushing attempts

(52) Auburn 2015

400+ yards passing

(508) Mississippi State 2015

300+ yards passing

(377) TCU 2016

250+ yards passing

(253) Alabama 2016

50+ pass attempts

(58) TCU 2016

30+ pass completions

(58) TCU 2016

4+ touchdown passes

(5) Mississippi State 2015

3+ touchdown passes

(5) Mississippi State 2015

500+ yards total offense

(517) Alabama 2016

80+ total plays

(90) TCU 2016

70+ points

(70) Southern California 2005

60+ points

(65) Auburn 2010

50+ points

(51) Mississippi State 2015

40+ points

(49) Alabama 2016

No turnovers

Ole Miss 2015

5+ Fumbles

(5) Kentucky (lost 2) 2008

100-yard+ rusher and 100-yard+ receiver

Alabama 2016 (RUSH: Damien Harris, 122; REC: ArDarius Stewart, 120 yards)

Returned a kickoff for TD

Tennessee 2015 (Evan Berry - 96 yards)

Returned a punt for TD

Rutgers 2013 (Janarion Grant - 58 yards)

Returned an interception for a TD

Alabama 2016 (Minkah Fitzpatrick - 100 yards)

Returned 2+ interceptions for TDs

(2) Alabama 2008 (Javier Arenas - 63 yards, Justin Woodall - 74 yards)

Returned a fumble for a TD

Alabama 2016 (Tim Williams - 23 yards)

Returned a blocked punt for a TD

Kentucky 2003 (Andrew Hopewell, six yards)

Blocked a punt

Toledo 2015 (Zach Quinn)

Blocked a field goal

Kansas State 2015 (Marquel Bryant)

Had a field goal blocked

Alcorn State 2016

Had a punt blocked

Alabama 2015

Missed a PAT

Mississippi State 2015

Missed two PATs

Tulsa 2012

Had PAT blocked

Tulsa 2012

Intercepted 3+ passes

(3) Alabama 2016

Scored a safety

Auburn 2008

Scored a 2-point conversion

Auburn 2015

► INDIVIDUAL

Rushed 35+ times in a game

(37) Peyton Barber (Auburn) 2015

Rushed 30+ times in a game

(37) Peyton Barber (Auburn) 2015

Rushed for 200+ yards in a game

(202) Nick Chubb (Georgia) 2014

Rushed for 150+ yards in a game

(157) Trevor Knight (Texas A&M) 2016

Rushed for 3+ touchdowns in a game

(3) Chad Kelly (Ole Miss) 2015

Passed for 500+ yards in a game

(508) Dak Prescott (Mississippi State) 2015

Passed for 400+ yards in a game

(508) Dak Prescott (Mississippi State) 2015

Passed for 300+ yards in a game

(377) Kenny Hill (TCU) 2016

Attempted 60+ passes in a game

(67) Kolton Browning (ULM) 2012

Attempted 50+ passes in a game

(56) Kenny Hill (TCU) 2016

Attempted 40+ passes in a game

(56) Kenny Hill (TCU) 2016

Threw 5+ TDs in a game

(5) Dak Prescott (Mississippi State) 2015

Threw 4+ TDs in a game

(5) Dak Prescott (Mississippi State) 2015

Threw 3+ TDs in game

(5) Dak Prescott (Mississippi State) 2015

Had 400+ yards total offense in a game

(470) Kenny Hill (TCU) 2016 (PASS: 377; RUSH: 93)

Had 300+ yards total offense in a game

(382) Trevor Knight (Texas A&M) 2016 (PASS 225; RUSH: 157)

Had 200+ yards receiving in a game

(208) Jamayel Smith (Mississippi State) 2007

Had 150+ yards receiving in a game

(154) Fred Ross (Mississippi State) 2015

Had 100+ yards receiving in a game

(120) ArDarius Stewart (Alabama) 2016

Caught 15+ passes in a game

(17) Willie Gosha (Auburn) 1995

Caught 10+ passes in a game

(10) Fred Ross, (10) De'Runnya Wilson (Mississippi State) 2012

Caught 3+ TD passes in a game

(3) Jamie Armstrong (Ole Miss) 2001

Caught 2+ TD passes in a game

(2) Fred Ross (Mississippi State) 2015

Made 4+ field goals in a game

(4) Josh Jasper (LSU) 2009

Made a 50+ yard field goal

(52) Andrew Baggett (Missouri) 2014

Had an 80+ yard punt

(82) Derek Helton (LSU) 2010

Had a 70+ yard punt

(72) Jordan Chiles (Missouri State) 2011

Intercepted 2+ passes in a game

(3) Minkah Fitzpatrick (Alabama) 2016

Had a 90+ yard run

(97) John Avery (Ole Miss) 1997

Had an 80+ yard run

(80) Derrick Henry (Alabama) 2013

Had a 70+ yard run

(80) Derrick Henry (Alabama) 2013

Had a 90+ yard pass

(92) Trevor Knight to Josh Reynolds (Texas A&M) 2016

Had an 80+ yard pass

(92) Trevor Knight to Josh Reynolds (Texas A&M) 2016

Had a 70+ yard pass

(92) Trevor Knight to Josh Reynolds (Texas A&M) 2016



GAME NOTES

GAME	FINAL SCORE	SCORE BY QUARTER				FIRST DOWNS				RUSHING			PASSING			TOTAL OFFENSE		PUNTING	FUMBLES	PENALTY	THIRD DOWNS	TOTAL TOP
		1	2	3	4(OT)	RU	PA	PN	TOT	ATT	YDS	TD	C-A-I	YDS	TD	ATT	YDS	NO-AVG	NO-LOST	NO-YDS		
LA Tech	20	7	7	6	0	5	10	1	16	23	79	2	19-31-1	212	0	54	291	3-38.3	1-0	3-20	5-11	23:19
Arkansas	21	7	7	0	7	8	12	1	21	40	106	1	20-29-2	191	2	69	297	4-47.5	1-0	4-35	3-12	36:41
Arkansas	41	3	10	7	21	9	11	0	20	43	180	1	17-29-0	223	3	72	403	6-50.7	0-0	5-45	7-16	33:07
TCU	38	0	0	7	31	6	19	0	25	32	195	4	36-58-1	377	1	90	572	5-39.8	1-1	9-95	12-19	26:53
Texas State	3	0	0	3	0	5	3	0	8	26	22	0	11-26-1	83	0	52	105	8-45.6	0-0	5-45	3-14	20:31
Arkansas	42	14	21	7	0	15	9	2	26	44	233	2	16-22-0	241	2	66	467	4-43.5	1-1	7-40	4-9	34:29
Arkansas	24	7	10	0	7	4	17	6	27	40	120	1	28-42-0	371	2	82	491	3-39.3	3-3	7-62	9-16	39:45
Texas A&M	45	0	17	7	21	13	7	2	22	37	366	4	12-22-0	225	2	59	591	2-47.5	3-2	7-55	8-12	20:15
Alcorn St.	10	0	7	3	0	8	7	0	15	38	155	1	13-19-2	158	0	57	313	5-42.2	3-2	3-15	4-11	31:55
Arkansas	52	24	0	14	14	17	8	0	25	38	353	3	13-18-0	206	3	56	559	0-0	1-1	4-45	2-7	28:05
Alabama	49	14	21	7	7	8	8	0	16	34	264	3	13-17-1	253	2	51	517	4-51.5	3-2	7-86	4-8	22:53
Arkansas	30	7	10	7	6	7	13	5	25	36	73	1	25-48-3	400	3	84	473	4-52.8	3-2	6-60	8-16	37:07

► GAME-BY-GAME OFFENSIVE STARTERS

OPPONENT	LT	LG	C	RG	RT	TE	TE/WR/FB	QB	RB	WR	WR
LA Tech	Skipper	Froholdt	Ragnow	Raulerson	C. Jackson	Sprinkle	J. Cornelius (WR)	A. Allen	R. Williams	Hollister	Morgan
TCU	Skipper	Froholdt	Ragnow	Raulerson	C. Jackson	Sprinkle	H. Johnson (FB)	A. Allen	R. Williams	Reed	Morgan
Texas State	Skipper	Froholdt	Raulerson	Ragnow	C. Jackson	Sprinkle	H. Johnson (FB)	A. Allen	R. Williams	Reed	Hatcher
Texas A&M	Skipper	Froholdt	Ragnow	Raulerson	B. Wallace	Sprinkle	H. Johnson (FB)	A. Allen	R. Williams	Morgan	Hatcher
Alcorn State	Skipper	Froholdt	Ragnow	Raulerson	B. Wallace	Sprinkle	H. Johnson (FB)	A. Allen	R. Williams	Hollister	Morgan
Alabama	Skipper	Froholdt	Ragnow	Raulerson	B. Wallace	Sprinkle	Cantrell (FB)	A. Allen	K. Walker	Hollister	Morgan

► GAME-BY-GAME DEFENSIVE STARTERS

OPPONENT	DE	DT	DT	DE	SLB/CB	MLB	WLB	CB	FS	SS/FS	CB
LA Tech	Roesler	T. Johnson	J. Ledbetter	Wise	K. Richardson (CB)	Ellis	Greenlaw	Collins	Liddell	S. Ramirez	Toliver
TCU	Beanum	T. Johnson	J. Ledbetter	Wise	Pulley (CB)	Ellis	Greenlaw	Collins	Liddell	S. Ramirez	Toliver
Texas State	Beanum	T. Johnson	J. Ledbetter	Wise	Pulley (CB)	Ellis	Greenlaw	Collins	Liddell	S. Ramirez	Toliver
Texas A&M	Beanum	T. Johnson	J. Ledbetter	Wise	Pulley (CB)	Ellis	Greenlaw	Collins	Liddell	S. Ramirez	Toliver
Alcorn State	Beanum	T. Johnson	J. Ledbetter	Wise	Pulley (CB)	Ellis	Greenlaw	Collins	Liddell	Coley	Toliver
Alabama	Beanum	T. Johnson	J. Ledbetter	Wise	Pulley (CB)	Ellis	Greenlaw	Collins	Liddell	Coley	Toliver

► SEASON/CAREER STARTS

OFFENSE	2016	2015	2014	2013	TOT	CONS
Austin Allen, QB, Jr.	6	-	-	-	6	6
Anthony Antwine, WR, Jr.	-	1	-	-	1	0
Austin Cantrell, FB, R-Fr.	1	-	-	-	1	1
Jared Cornelius, WR, Jr.	1	6	-	-	7	0
Hjalte Froholdt, OL, So.	6	-	-	-	6	6
Keon Hatcher, WR, Sr.	2	2	11	6	21	0
Cody Hollister, WR, Sr.	3	1	7	-	11	2
Colton Jackson, OL, R-Fr.	3	-	-	-	3	0
Kendrick Jackson, FB, So.	-	1	-	-	1	0
Hayden Johnson, FB, Fr.	4	-	-	-	4	0
Damon Mitchell, WR, Jr.	-	1	-	-	1	0
Drew Morgan, WR, Sr.	5	10	-	-	15	3
Frank Ragnow, OL, Jr.	6	13	-	-	19	19
Jake Raulerson, OL, Jr.	6	-	-	-	6	6
Dominique Reed, WR, Sr.	2	6	-	-	8	0
Luke Rossi, WR, So.	-	1	-	-	1	0
Dan Skipper, OL, Sr.	6	13	13	8	40	40
Jeremy Sprinkle, TE, Sr.	6	7	-	2	15	6
Kody Walker, RB, Sr.	1	1	1	-	4	1
Brian Wallace, OL, So.	3	-	-	-	3	3
Rawleigh Williams, RB, So.	5	-	-	-	5	0

DEFENSE	2016	2015	2014	2013	TOT	CONS
Tevin Beanum, DL, Jr.	5	8	-	-	13	5
De'Andre Coley, FS, Jr.	2	-	-	-	2	2
Jared Collins, DB, Sr.	6	13	12	2	33	29
DJ Dean, DB, Sr.	-	8	7	1	16	0
Brooks Ellis, LB, Sr.	6	13	11	4	34	24
Dwayne Eugene, LB, Jr.	-	1	-	-	1	0
Dre Greenlaw, LB, So.	6	11	-	-	17	17
Khalia Hackett, LB, Jr.	-	1	-	-	1	0
Taiwan Johnson, DL, Sr.	6	13	13	-	32	32
Jeremiah Ledbetter, DL, Sr.	6	12	-	-	18	18
Brandon Lewis, DL, Sr.	-	-	-	1	1	0
Josh Liddell, DB, Jr.	6	10	2	-	18	13
Ryan Pulley, DB, So.	5	1	-	-	6	5
Santos Ramirez, DB, So.	4	3	-	-	7	0
Kevin Richardson, DB, Jr.	1	5	-	-	6	0
Karl Roesler, DL, Jr.	1	-	-	-	1	0
Henre' Toliver, DB, Jr.	6	10	4	-	20	10
Josh Williams, LB, Sr.	-	2	2	-	4	0
Deatrich Wise Jr., DL, Sr.	6	-	1	1	8	6
JaMichael Winston, DL, Sr.	-	6	12	-	18	0





► ARKANSAS SCORING DRIVES

Opponent	No. of Plays	Total Yards	Drive Time	Type of Score	Score Qtr/Time	Drive Start	Scoring Play
LA Tech	11	75	6:19	TD	1st/2:52	AR 25	R. Williams 6-yd rush
LA Tech	9	63	4:04	TD	2nd/7:01	AR 37	J. Cornelius 13-yd rec.
LA Tech	13	77	7:37	TD	4th/6:37	AR 23	Sprinkle 4-yd rec.
TCU	8	55	3:20	FG	1st/11:40	AR 25	Hedlund 38-yd field goal
TCU	13	56	6:37	FG	2nd/12:07	AR 35	Hedlund 27-yd field goal
TCU	0	0	-	TD	2nd/10:09	TCU 00	Ellis 47-yd interception ret.
TCU	6	63	3:52	TD	3rd/4:27	AR 37	Morgan 13-yd rec.
TCU	4	58	0:56	TD	4th/1:03	AR 42	Hatcher 16-yd rec.
TCU	3	25	-	TD	10T	TCU 25	Sprinkle 19-yd rec.
TCU	4	25	-	TD	20T	TCU 25	A. Allen 5-yd rush
Texas State	10	82	5:45	TD	1st/9:15	AR 18	Hatcher 9-yd rec.
Texas State	5	87	2:20	TD	1st/4:36	AR 13	K. Walker 1-yd rush
Texas State	0	0	-	TD	2nd/11:31	TXST 00	Pulley 25-yd interception ret.
Texas State	7	50	4:03	TD	2nd/5:22	AR 50	Sprinkle 10-yd rec.
Texas State	8	93	1:57	TD	2nd/0:44	AR 7	R. Williams 1-yd rush
Texas State	3	42	8:54	TD	3rd/1:02	AR 18	R. Williams 15-yd rush
Texas A&M	2	16	0:48	TD	1st/12:29	TAMU 16	Hatcher 15-yd rec.
Texas A&M	9	68	4:53	FG	2nd/9:59	AR 25	Hedlund 25-yd field goal
Texas A&M	5	75	3:11	TD	2nd/1:31	AR 25	R. Williams 8-yd rush
Texas A&M	12	92	4:04	TD	4th/6:21	AR 08	J. Cornelius 5-yd rec.
Alcorn State	7	36	2:49	FG	1st/12:11	ALCN 43	Hedlund 25-yd field goal
Alcorn State	1	29	0:09	TD	1st/9:03	ALCN 29	J. Cornelius 29-yd rec.
Alcorn State	1	75	0:16	TD	1st/7:22	AR 25	Whaley 75-yd rush
Alcorn State	7	82	3:49	TD	1st/0:17	AR 18	J. Cornelius 35-yd rec.
Alcorn State	0	0	-	TD	3rd/9:42	ALCN 00	Toliver 70-yd interception ret.
Alcorn State	5	55	2:07	TD	3rd/5:44	AR 45	Hollister 26-yd rush
Alcorn State	9	75	4:51	TD	4th/13:49	AR 25	Pettway 10-yd rec.
Alcorn State	7	95	4:00	TD	4th/6:36	AR 05	Hammonds 5-yd rush
Alabama	9	75	3:31	TD	1st/1:54	AR 25	Sprinkle 24-yd rec.
Alabama	13	68	5:57	FG	2nd/2:56	AR 25	McFain 25-yd field goal
Alabama	4	79	0:56	TD	2nd/0:29	AR 21	Hatcher 16-yd rec.
Alabama	6	36	3:09	TD	3rd/3:57	UA 36	Hatcher 10-yd rec.
Alabama	7	94	1:53	TD	4th/3:18	AR 06	R. Williams 3-yd rush

► OPPONENT SCORING DRIVES

Opponent	No. of Plays	Total Yards	Drive Time	Type of Score	Score Qtr/Time	Drive Start	Scoring Play
LA Tech	8	62	2:31	TD	1st/9:11	LATECH 38	J. Smith 9-yd rush
LA Tech	7	48	2:48	TD	2nd/1:40	AR 48	J. Craft 1-yd rush
LA Tech	8	38	3:45	FG	3rd/11:15	LATECH 36	J. Barnes 43-yd field goal
LA Tech	9	63	4:12	FG	3rd/4:58	LATECH 34	J. Barnes 20-yd field goal
TCU	9	84	2:55	TD	3rd/14:53	TCU 16	Hicks 9-yd rush
TCU	7	80	1:46	TD	4th/9:44	TCU 20	Hill 1-yd rush
TCU	2	50	0:32	TD	4th/7:15	TCU 50	Hicks 7-yd rush
TCU	8	50	3:59	TD	4th/2:05	TCU 50	Hill 5-yd rush
TCU	5	25	-	TD	10T	AR 25	Williams 13-yd rec.
TCU	4	5	-	FG	20T	AR 25	Graf 37-yd field goal
Texas State	3	35	5:04	FG	3rd/9:56	TXST 25	Sherman 39-yd field goal
Texas A&M	3	51	0:54	TD	2nd/14:52	TAMU 49	Knight 42-yd rush
Texas A&M	8	69	3:19	FG	2nd/4:42	TAMU 01	LaCamera 48-yd field goal
Texas A&M	6	74	1:18	TD	2nd/0:13	TAMU 25	Knight 48-yd rush
Texas A&M	2	94	0:42	TD	3rd/1:33	TAMU 06	Reynolds 92-yd rec.
Texas A&M	7	85	2:06	TD	4th/11:54	TAMU 15	Williams 33-yd rush
Texas A&M	3	15	0:38	TD	4th/10:25	AR 15	Kirk 9-yd rec.
Texas A&M	3	52	1:24	TD	4th/4:57	TAMU 48	Williams 22-yd rush
Alcorn State	9	61	4:33	TD	2nd/10:44	ALCN 39	Johnson 12-yd rush
Alcorn State	6	49	2:04	FG	3rd/3:40	ALCN 25	McCrane 43-yd field goal
Alabama	3	73	0:46	TD	1st/7:27	UA 27	Hurts 5-yd rush
Alabama	5	29	2:02	TD	1st/5:25	AR 29	Hurts 6-yd rush
Alabama	0	0	-	TD	2nd/12:25	AR 23	Williams 23-yd interception ret.
Alabama	4	81	1:43	TD	2nd/8:53	UA 19	Harris 56-yd rec.
Alabama	4	66	1:31	TD	2nd/1:25	UA 34	Scarborough 21-yd rush
Alabama	4	18	1:26	TD	3rd/11:10	AR 18	Ridley 4-yd rec.
Alabama	0	0	-	TD	4th/10:18	AR 00	Fitzpatrick 100-yd int. ret.

► SCORING DRIVE ANALYSIS

YARDAGE	ARKANSAS		OPPONENTS	
	TD	FG	TD	FG
No Drive	3	--	2	--
Negative Yds.	--	--	--	--
0-9	--	--	--	--
10-19	1	--	2	--
20-29	3	--	2	-1
30-39	1	1	--	1
40-49	--	--	1	1
50-59	3	2	4	1
60-69	2	2	3	2
70-79	7	--	2	--
80-89	4	--	4	--
90-99	4	--	1	--
TOTALS	28	5	21	6

► GAME-OPENING DRIVES

OPPONENT	ARKANSAS			OPPONENTS		
	PTS	1STD	YDS	PTS	1STD	YDS
LA Tech	0	2	18	7	3	62
TCU	3	2	55	0	3	71
Texas State	7	6	82	0	1	18
Texas A&M	0	0	6	0	2	40
Alcorn State	3	2	36	0	0	-3
Alabama	0	1	22	0	3	80
TOTALS	13	13	219	7	12	268

► SECOND-HALF OPENING DRIVES

OPPONENT	ARKANSAS			OPPONENTS		
	PTS	1STD	YDS	PTS	1STD	YDS
LA Tech	0	0	-15	3	2	38
TCU	0	0	9	7	3	84
Texas State	7	6	82	3	4	53
Texas A&M	0	7	89	0	5	81
Alcorn State	7	3	55	0	3	41
Alabama	0	0	-3	0	0	67
TOTALS	14	16	219	13	17	364



► DRIVE SUPERLATIVES

	ARKANSAS	OPPONENTS
Most Plays/Result	19 vs. Texas A&M/Turnover on Downs	16 vs. Texas State/Field Goal
Most Yards/Result	95 vs. Alcorn State/Touchdown	94 vs. Texas A&M/Touchdown
Most Time/Result	9:55 vs. Texas A&M/Turnover on Downs	5:18 vs. Alcorn State/Interception

► THREE-AND-OUTS

	ARKANSAS THREE-AND-OUTS/DRIVES	OPPONENTS THREE-AND-OUTS/DRIVES
LA Tech	2/11	2/10
TCU	4/15	1/15
Texas State	2/11	7/11
Texas A&M	2/13	2/13
Alcorn State	0/13	3/13
Alabama	3/15	2/15
TOTAL	13/78	17/77

► NON-OFFENSIVE SCORES

ARKANSAS (3)	OPPONENTS (2)
Brooks Ellis 47-yd int. return (at TCU)	Tim Williams 23-yd fumble return (Alabama)
Ryan Pulley 25-yd int. return (Texas State)	M. Fitzpatrick 100-yd int. return (Alabama)
Henre' Toliver 70-yd int. return (Alcorn State)	

► SPECIAL TEAMS TACKLES

	TOTAL	KO	PUNT
Josh Harris	7	7	0
Ryder Lucas	4	4	0
De'Jon Harris	4	4	0
Cody Hollister	3	2	1
Henre' Toliver	2	1	1
Byron Keaton	2	2	0
Jared Collins	2	2	0
Santos Ramirez	2	1	1
Dwayne Eugene	2	2	0
Matt Emrich	2	0	2
Damon Mitchell	2	2	0
Khalia Hackett	2	2	0
Connor Limpert	1	1	0
Jake Hall	1	0	1
Adam McFain	1	1	0
Austin Cantrell	1	0	1
De'Andre Coley	1	1	0
DJ Dean	1	1	0
Nate Dalton	1	1	0
Toby Baker	1	0	1
TOTAL	42	34	8



▶ ARKANSAS 20-YARD PLUS PLAYS

YARDS	TYPE	PLAYER(S)	OPPONENT
*75	Rush	Devwah Whaley	Alcorn State
73	Pass	Keon Hatcher from Austin Allen	TEXAS STATE
*70	INT	Henre' Toliver	Alcorn State
57	Pass	Jared Cornelius from Austin Allen	Alabama
55	Rush	R. Williams	Texas A&M
*47	INT	Brooks Ellis	TCU
44	Pass	Keon Hatcher from Austin Allen	Texas A&M
38	Pass	Jared Cornelius from Austin Allen	Texas A&M
38	Pass	Jared Cornelius from Austin Allen	Texas A&M
37	Rush	R. Williams	TCU
37	Pass	Cody Hollister from Austin Allen	Alabama
*35	Pass	Jared Cornelius from Austin Allen	Alcorn State
33	PR	Drew Morgan	Alcorn State
33	Pass	Jared Cornelius from Austin Allen	Texas A&M
32	Pass	Dominique Reed from Austin Allen	TEXAS STATE
29	Rush	R. Williams	Alcorn State
29	Pass	R. Williams from Austin Allen	Alabama
29	KR	Deon Stewart	Alabama
*29	Pass	Jared Cornelius from Austin Allen	Alcorn State
29	Pass	Jared Cornelius from Austin Allen	Alabama
28	KR	Drew Morgan	Alabama
*26	Rush	Cody Hollister	Alcorn State
25	Pass	Jeremy Sprinkle from Austin Allen	TCU
*25	INT	Ryan Pulley	TEXAS STATE
25	KR	Dominique Reed	LA Tech
25	KR	Deon Stewart	Alcorn State
24	Pass	Drew Morgan from Austin Allen	TCU
*24	Pass	Jeremy Sprinkle from Austin Allen	Alabama
24	Pass	Jared Cornelius from Austin Allen	Alcorn State
24	Rush	R. Williams	Alcorn State
24	Pass	Drew Morgan from Austin Allen	TCU
24	Pass	Jared Cornelius from Austin Allen	Alabama
23	Pass	Jeremy Sprinkle from Austin Allen	Texas A&M
23	Pass	Drew Morgan from Austin Allen	Alabama
22	Pass	R. Williams from Austin Allen	Alabama
22	Rush	Cody Hollister	Alcorn State
22	KR	Dominique Reed	TCU
22	Rush	R. Williams	TCU
21	KR	Dominique Reed	TCU
21	Pass	Drew Morgan from Austin Allen	Texas A&M
20	Pass	Jared Cornelius from Austin Allen	Alabama
20	Pass	Dominique Reed from Austin Allen	Alabama

* touchdown scored on play

▶ ARKANSAS LONG PLAYS BY YARDS

	NO	TD
100+	0	0
90-99	0	0
80-89	0	0
70-79	3	2
60-69	0	0
50-59	2	0
40-49	2	1
30-39	8	1
20-29	27	4
TOTAL	42	8

▶ ARKANSAS LONG PLAYS BY TYPE

	NO	TD
Rushing	8	2
Passing	24	3
Punt returns	1	0
Kick returns	6	0
Interceptions	3	3
Fumble returns	0	0
Other	0	0
TOTAL	42	8

▶ ARKANSAS 20-YARD PLUS PLAYS BY PLAYER

PLAYER	NO.	TD	R	P	KR	PR	IR	FR
Jared Cornelius	10	2	0	10	0	0	0	0
R. Williams	7	0	5	2	0	0	0	0
Drew Morgan	6	0	0	4	1	1	0	0
Dominique Reed	5	0	0	2	3	0	0	0
Cody Hollister	3	1	2	1	0	0	0	0
Jeremy Sprinkle	3	1	0	3	0	0	0	0
Keon Hatcher	2	0	0	2	0	0	0	0
Deon Stewart	2	0	0	0	2	0	0	0
Ryan Pulley	1	1	0	0	0	0	1	0
Brooks Ellis	1	1	0	0	0	0	1	0
Henre' Toliver	1	1	0	0	0	0	1	0
Devwah Whaley	1	1	1	0	0	0	0	0
TOTAL	42	8	8	24	6	1	3	0

▶ ARKANSAS LONGEST PLAYS OF THE YEAR

TYPE	YDS	PLAY
Rushing	75	Devwah Whaley vs Alcorn State (10/1/2016)
Rushing Touchdown	75	Devwah Whaley vs Alcorn State (10/1/2016)
Passing	73	Keon Hatcher from Austin Allen vs Texas State (9/17/2016)
Passing Touchdown	35	Jared Cornelius from Austin Allen vs Alcorn State (10/1/2016)
Punt Return	33	Drew Morgan vs Alabama (10/1/2016)
Kick Return	29	Deon Stewart vs Alabama (10/8/2016)
Interception Return	70	Henre' Toliver vs Alcorn State (10/1/2016)
Fumble Return	-	-
Punt	59	Toby Baker vs TCU (9/10/2016)
Field Goal	38	Cole Hedlund vs TCU (9/10/2016)



► GAME 1

LOUISIANA TECH (0-1)..... 20
ARKANSAS (1-0) 21

September 3, 2016 | Fayetteville, Ark.

Donald W. Reynolds Razorback Stadium | Time: 3:00 p.m. | Attendance: 69,132

TV: SEC Network > Beth Mowins (PBP), Anthony Becht (Anayst), Rocky Boiman (Sideline)

LA TECH

RUSHING	Att.	Gain	Lost	Net	TD	Long	Avg.
Jarred Craft	12	68	0	68	1	31	5.7
J'Mar Smith	9	30	20	10	1	9	1.1
Boston Scott	1	2	0	2	0	2	2.0
C. Henderson	1	0	1	-1	0	0	-1.0

PASSING	Comp.	Att.	Yds	TD	Int	Long	Sack
J'Mar Smith	19	31	212	0	1	26	3

RECEIVING	No.	Yds	TD	Long
Trent Taylor	8	78	0	19
C. Henderson	6	71	0	24
Marcus Gaines	2	31	0	24
Jarred Craft	2	28	0	26
Conner Smith	1	4	0	4

PUNTING	No.	Yds	Avg.	Long	I20	50+
Gerald Shouse	3	115	38.3	49	0	0

FIELD GOALS	Made	Att.	Long	Kicks
J. Barnes	2	4	43	Missed 54, Made 43, Made 20, Missed 39

ARKANSAS

RUSHING	Att.	Gain	Lost	Net	TD	Long	Avg.
R. Williams	24	102	6	96	1	14	4.0
Kody Walker	6	24	0	24	0	7	4.0
Jared Cornelius	3	13	0	13	0	8	4.3
Devwah Whaley	2	3	2	1	0	3	0.5
Team	1	0	2	-2	0	0	-2.0
Austin Allen	4	0	26	-26	0	0	-6.5

PASSING	Comp.	Att.	Yds	TD	Int	Long	Sack
Austin Allen	20	29	191	2	2	18	4

RECEIVING	No.	Yds	TD	Long
Keon Hatcher	6	86	0	18
Drew Morgan	5	47	0	18
Jeremy Sprinkle	3	19	1	12
R. Williams	3	15	0	16
Jared Cornelius	1	13	1	13
Dominique Reed	1	6	0	6
Austin Cantrell	1	5	0	5

PUNTING	No.	Yds	Avg.	Long	I20	50+
Toby Baker	4	190	47.5	55	1	2

FIELD GOALS	Made	Att.	Long	Kicks
--				



In his first game action since suffering a season-ending neck injury in 2015, sophomore **RB RAWLEIGH WILLIAMS III** scored Arkansas' first touchdown of the season and went on to rush for a game-high 96 yards on a then career-best 24 carries.

► SCORING SUMMARY

	1st	2nd	3rd	4th	Final
Louisiana Tech	7	7	6	0	20
Arkansas	7	7	0	7	21

	Qtr.	Time	Scoring Play
LA Tech	1st	9:11	J'Mar Smith 9 yd run (J. Barnes Kick)
Arkansas	1st	2:52	R. Williams 6 yd run (Hedlund Kick)
Arkansas	2nd	7:01	J. Cornelius 13 yd pass from Allen (Hedlund Kick)
LA Tech	2nd	1:40	Jarred Craft 1 yd run (J. Barnes Kick)
LA Tech	3rd	11:14	J. Barnes 43 yd field goal
LA Tech	3rd	4:58	J. Barnes 20 yd field goal
Arkansas	4th	6:37	J. Sprinkle 4 yd pass from Allen (Hedlund Kick)

► TEAM STATS

	LA TECH	ARKANSAS
FIRST DOWNS	16	21
RUSHES-YARDS (NET)	23-79	40-106
PASSING YDS (NET)	212	191
Comp-Passes Att-Int	19-31-1	20-29-2
TOTAL OFFENSE PLAYS-YARDS	54-291	69-297
Fumble Returns-Yards	0-0	0-0
Punt Returns-Yards	2-39	1-0
Kickoff Returns-Yards	3-84	2-42
Interception Returns-Yards	2-34	1-3
Punts (Number-Avg)	3-38.3	4-47.5
Fumbles-Lost	1-0	1-0
Penalties-Yards	3-20	4-35
Possession Time	23:19	36:41
Third-Down Conversions	5 of 11	3 of 12
Fourth-Down Conversions	0 of 0	3 of 3
Red-Zone Scores-Chances	3-3	3-4
Sacks By: Number-Yards	4-26	3-20



► GAME 2

ARKANSAS (2-0) 41
NO. 15/12 TCU (1-1) 38

September 10, 2016 | Fort Worth, Texas

Amon G. Carter Stadium | Time: 6:00 p.m. | Attendance: 48,091

TV: ESPN > Joe Tessitore (PBP), Todd Blackledge (Analyst), Holly Rowe (Sideline)

ARKANSAS

RUSHING	Att.	Gain	Lost	Net	TD	Long	Avg.
R. Williams	28	146	0	137	0	37	4.9
Kody Walker	7	20	1	19	0	6	2.7
Dominique Reed	2	18	0	18	0	15	9.0
Devwah Whaley	2	5	0	5	0	5	2.5
Austin Allen	3	8	6	2	1	5	0.7
Team	1	0	1	-1	0	0	-1.0

PASSING	Comp.	Att.	Yds	TD	Int	Long	Sack
Austin Allen	17	29	233	3	0	25	1

RECEIVING	No.	Yds	TD	Long
Drew Morgan	7	93	1	24
Jeremy Sprinkle	3	58	1	25
Keon Hatcher	2	22	1	16
Jared Cornelius	2	17	0	17
Hayden Johnson	1	18	0	18
Dominique Reed	1	11	0	11
Austin Cantrell	1	4	0	4

PUNTING	No.	Yds	Avg.	Long	I20	50+
Toby Baker	6	304	50.7	59	1	5

FIELD GOALS	Made	Att.	Long	Kicks
Cole Hedlund	2	3	38	Made 38, Made 27, Missed 22

TCU

RUSHING	Att.	Gain	Lost	Net	TD	Long	Avg.
Kenny Hill	15	111	18	93	2	26	6.2
Kyle Hicks	11	49	0	49	2	9	4.5
Derrick Green	5	31	0	31	0	14	6.2
Deante Gray	1	22	0	22	0	19	22.0

PASSING	Comp.	Att.	Yds	TD	Int	Long	Sack
Kenny Hill	36	56	377	1	1	57	3
Team	0	2	0	0	0	0	0

RECEIVING	No.	Yds	TD	Long
Kyle Hicks	8	92	0	31
K. Turpin	7	126	0	57
Ty Slanina	7	75	0	18
Desmon White	5	16	0	5
Deante Gray	3	17	0	9
Emanuel Porter	2	10	0	14
John Diarse	1	18	0	18
Taj Williams	1	13	1	13
Daniel Walsh	1	7	0	7
Sewo Olonilu	1	3	0	3

PUNTING	No.	Yds	Avg.	Long	I20	50+
Adam Nunez	5	199	39.8	49	1	0

FIELD GOALS	Made	Att.	Long	Kicks
Ryan Graf	1	2	37	Missed 28, Made 37



Senior **LB BROOKS ELLIS'** 47-yard interception return for a touchdown gave Arkansas a 13-0 lead at the half. Ellis finished with 13 stops, including a career-high three for loss, and had at least one tackle in eight of TCU's first nine drives.

► SCORING SUMMARY

	1st	2nd	3rd	4th	OT1	OT2	Final
Arkansas	3	10	7	8	7	6	41
TCU	0	0	7	21	7	3	38

	Qtr.	Time	Scoring Play
Arkansas	1st	11:40	Cole Hedlund 38 yd field goal
Arkansas	2nd	12:07	Cole Hedlund 27 yd field goal
Arkansas	2nd	10:09	Brooks Ellis 47 yd interception return (Hedlund Kick)
TCU	3rd	11:58	Kyle Hicks 9 yd run (Graf Kick)
Arkansas	3rd	4:27	Drew Morgan 13 yd pass from Allen (Hedlund Kick)
TCU	4th	9:44	Kenny Hill 1 yd run (Graf Kick)
TCU	4th	7:15	Kyle Hicks 7 yd run (Graf Kick)
TCU	4th	2:05	Kenny Hill 5 yd run (Graf Kick)
Arkansas	4th	1:03	Keon Hatcher 16 yard pass from Allen (2PT)
Arkansas	OT	15:00	Jeremy Sprinkle 19 yd pass from Allen (Hedlund Kick)
TCU	OT	15:00	Taj Williams 13 yd pass from Hill (Graf Kick)
TCU	OT	15:00	Graf 37 yd field goal
Arkansas	OT	15:00	Austin Allen 5 yd run

► TEAM STATS

	ARKANSAS	TCU
FIRST DOWNS	20	25
RUSHES-YARDS (NET)	43-180	32-195
PASSING YDS (NET)	223	377
Comp-Passes Att-Int	17-29-0	36-58-1
TOTAL OFFENSE PLAYS-YARDS	72-403	90-572
Fumble Returns-Yards	0-0	0-0
Punt Returns-Yards	2-35	2-33
Kickoff Returns-Yards	4-77	5-155
Interception Returns-Yards	1-47	0-0
Punts (Number-Avg)	6-50.7	5-39.8
Fumbles-Lost	0-0	1-1
Penalties-Yards	5-45	9-95
Possession Time	33:07	26:53
Third-Down Conversions	7 of 16	12 of 19
Fourth-Down Conversions	0 of 0	1 of 1
Red-Zone Scores-Chances	6-7	6-7
Sacks By: Number-Yards	3-18	1-6



► GAME 3

TEXAS STATE (1-1)3
NO. 24 ARKANSAS (3-0)42

September 17, 2016 | Fayetteville, Ark.

Donald W. Reynolds Razorback Stadium | Time: 6:30 p.m. | Attendance: 69,132

TV: SECN Alt. > Roy Philpott (PBP), Clint Stoerner (Anayst), Dawn Davenport (Sideline)

TEXAS STATE

RUSHING	Att.	Gain	Lost	Net	TD	Long	Avg.
S. Mayberry	10	34	0	34	0	6	3.4
Eddie Printz	2	19	0	19	0	13	9.5
J. Worrell	4	2	0	2	0	2	0.5
Tyler Jones	10	8	41	-33	0	4	-3.3

PASSING	Comp.	Att.	Yds	TD	Int	Long	Sack
Tyler Jones	11	26	83	0	1	24	4

RECEIVING	No.	Yds	TD	Long
S. Mayberry	3	13	0	6
T. Morbley	2	19	0	10
Gabe Schrade	2	12	0	8
Tyler Watts	2	6	0	4
Elijah King	1	24	0	24
Eric Luna	1	9	0	9

PUNTING	No.	Yds	Avg.	Long	I20	50+
Lumi Kaba	8	365	45.6	57	4	3

FIELD GOALS	Made	Att.	Long	Kicks
James Sherman	1	1	39	Made 39

ARKANSAS

RUSHING	Att.	Gain	Lost	Net	TD	Long	Avg.
R. Williams	19	122	1	121	2	18	6.4
Devwah Whaley	11	50	0	50	0	9	4.5
Kody Walker	7	23	0	23	1	12	3.3
Dominique Reed	1	15	0	15	0	15	15.0
Austin Allen	4	21	6	15	0	8	3.8
Damon Mitchell	2	2	0	2	0	2	1.0

PASSING	Comp.	Att.	Yds	TD	Int	Long	Sack
Austin Allen	16	21	241	2	0	73	1
Ty Storey	0	1	0	0	0	0	0

RECEIVING	No.	Yds	TD	Long
Keon Hatcher	3	96	1	73
Cody Hollister	3	38	0	19
Drew Morgan	3	28	0	15
Jeremy Sprinkle	3	20	1	10
Dominique Reed	2	36	0	32
Austin Cantrell	1	12	0	12
Kody Walker	1	11	0	11

PUNTING	No.	Yds	Avg.	Long	I20	50+
Toby Baker	2	80	40.0	50	2	1
Blake Johnson	2	94	47.0	48	1	0

FIELD GOALS	Made	Att.	Long	Kicks
--				



Junior **JEREMIAH LEDBETTER** recorded 1.5 sacks to help Arkansas limit Texas State to just 105 total yards, including 22 on the ground. The Bobcats had just one first down in their first seven possessions, as the Razorbacks took a 35-0 lead into the half.

► SCORING SUMMARY

	1st	2nd	3rd	4th	Final
Texas State	0	0	3	0	3
Arkansas	14	21	7	0	42

	Qtr.	Time	Scoring Play
Arkansas	1st	9:15	Keon Hatcher 9 yd pass from Allen (Hedlund Kick)
Arkansas	1st	4:36	Kody Walker 1 yd run (Hedlund Kick)
Arkansas	2nd	11:31	Ryan Pulley 25 yd interception return (Hedlund Kick)
Arkansas	2nd	5:22	J. Sprinkle 10 yd pass from Allen (Hedlund Kick)
Arkansas	2nd	0:44	R. Williams 1 yd run (Hedlund Kick)
Texas State	3rd	9:56	James Sherman 39 yd field goal
Arkansas	3rd	1:02	R. Williams 15 yd run (Hedlund Kick)

► TEAM STATS

	TEXAS STATE	ARKANSAS
FIRST DOWNS	8	26
RUSHES-YARDS (NET)	26-22	44-226
PASSING YDS (NET)	83	241
Comp-Passes Att-Int	11-26-1	16-22-0
TOTAL OFFENSE PLAYS-YARDS	52-105	66-467
Fumble Returns-Yards	0-0	0-0
Punt Returns-Yards	1-1	2-1
Kickoff Returns-Yards	3-53	2-26
Interception Returns-Yards	0-0	1-25
Punts (Number-Avg)	8-45.6	4-43.5
Fumbles-Lost	0-0	1-1
Penalties-Yards	5-45	7-40
Possession Time	20:31	34:29
Third-Down Conversions	3 of 14	4 of 9
Fourth-Down Conversions	1 of 1	1 of 1
Red-Zone Scores-Chances	1-1	5-5
Sacks By: Number-Yards	1-6	4-40



► GAME 4

NO. 17/18 ARKANSAS (3-1, 0-1) 24

NO. 10/13 TEXAS A&M (4-0, 2-0) 45

September 24, 2016 | Arlington, Texas

AT&T Stadium | Time: 8:15 p.m. | Attendance: 48,091

TV: ESPN > Joe Tessitore (PBP), Todd Blackledge (Analyst), Holly Rowe (Sideline)

ARKANSAS

RUSHING	Att.	Gain	Lost	Net	TD	Long	Avg.
R. Williams	17	89	19	79	1	55	4.6
Devwah Whaley	9	36	7	29	0	16	3.2
Kody Walker	4	23	0	23	0	17	5.8
Jared Cornelius	1	7	0	7	0	7	7.0
Kendrick Jackson	1	0	0	0	0	0	0.0
Team	1	0	1	-1	0	0	-1.0
Keon Hatcher	1	0	5	-5	0	0	-5.0
Dominique Reed	1	0	6	-6	0	0	-6.0
Austin Allen	5	7	13	-6	0	4	-1.2

PASSING	Comp.	Att.	Yds	TD	Int	Long	Sack
Austin Allen	28	42	371	2	0	44	1

RECEIVING	No.	Yds	TD	Long
Drew Morgan	9	86	0	21
Jared Cornelius	7	126	1	38
Jeremy Sprinkle	4	46	0	23
Keon Hatcher	3	77	1	44
Cody Hollister	3	39	0	19
Kendrick Jackson	1	1	0	1
R. Williams	1	-4	0	0

PUNTING	No.	Yds	Avg.	Long	120	50+
Toby Baker	3	118	39.3	46	1	0

FIELD GOALS	Made	Att.	Long	Kicks
Cole Hedlund	1	1	25	Made 25

TEXAS A&M

RUSHING	Att.	Gain	Lost	Net	TD	Long	Avg.
Trevor Knight	10	168	11	157	2	62	15.7
Trayveon Williams	12	153	0	153	2	33	12.8
Keith Ford	10	60	5	55	0	27	5.5
James White	1	6	0	6	0	6	6.0
Kendall Bussey	2	1	0	1	0	1	0.5
Team	2	0	6	-6	0	0	-3.0

PASSING	Comp.	Att.	Yds	TD	Int	Long	Sack
Trevor Knight	12	22	225	2	0	92	1

RECEIVING	No.	Yds	TD	Long
Josh Reynolds	4	141	1	92
Christian Kirk	3	25	1	9
Trayveon Williams	3	5	0	9
Ricky Seals-Jones	1	47	0	47
Frank Iheanacho	1	7	0	7

PUNTING	No.	Yds	Avg.	Long	120	50+
Shane Tripucka	2	95	47.5	50	1	1

FIELD GOALS	Made	Att.	Long	Kicks
Daniel LaCamera	1	2	48	Missed 36, Made 48



Junior **QB AUSTIN ALLEN** threw for a career-high 371 yards, including 156 yards in the fourth quarter alone. Allen's 371 yards through the air are the 10th-most in an SEC game in program history, while he extended his streak of attempts without an interception to 102.

► SCORING SUMMARY

	1st	2nd	3rd	4th	Final
Arkansas	7	10	0	7	24
Texas A&M	0	17	7	21	45

	Qtr.	Time	Scoring Play
Arkansas	1st	12:29	Keon Hatcher 15 yd pass from Allen (Hedlund Kick)
Texas A&M	2nd	14:52	Trevor Knight 42 yd run (LaCamera Kick)
Arkansas	2nd	9:59	Hedlund 25 yd field goal
Texas A&M	2nd	4:42	LaCamera 48 yd field goal
Arkansas	2nd	1:31	R. Williams 8 yd run (Hedlund Kick)
Texas A&M	2nd	0:13	Trevor Knight 48 yd run (LaCamera Kick)
Texas A&M	3rd	1:33	Josh Reynolds 92 yd pass from Knight (LaCamera Kick)
Texas A&M	4th	11:54	Trayveon Williams 33 yd run (LaCamera Kick)
Texas A&M	4th	10:25	Christian Kirk 9 yd pass from Knight (LaCamera Kick)
Arkansas	4th	6:21	Jared Cornelius 5 yd pass from Allen (Hedlund Kick)
Texas A&M	4th	4:57	Trayveon Williams 22 yd run (LaCamera Kick)

► TEAM STATS

	ARKANSAS	TEXAS A&M
FIRST DOWNS	27	22
RUSHES-YARDS (NET)	40-120	37-366
PASSING YDS (NET)	371	225
Comp-Passes Att-Int	28-42-0	12-22-0
TOTAL OFFENSE PLAYS-YARDS	82-491	59-591
Fumble Returns-Yards	0-0	0-0
Punt Returns-Yards	1-(-1)	1-(-14)
Kickoff Returns-Yards	1-15	4-84
Interception Returns-Yards	0-0	0-0
Punts (Number-Avg)	3-39.3	2-47.5
Fumbles-Lost	3-3	3-2
Penalties-Yards	7-62	7-55
Possession Time	39:45	20:15
Third-Down Conversions	9 of 16	8 of 12
Fourth-Down Conversions	1 of 3	0 of 0
Red-Zone Scores-Chances	4-7	1-3
Sacks By: Number-Yards	1-5	1-9



► GAME 5

ALCORN STATE (1-3) 10
NO. 20 ARKANSAS (4-1) 52

October 1, 2016 | Little Rock, Ark.

War Memorial Stadium | Time: 11:01 a.m. | Attendance: 46,988

TV: SECN Alt. > Mike Morgan (PBP), Clint Stoerner (Anayst), Kevin Weidl (Sideline)

ALCORN STATE

RUSHING	Att.	Gain	Lost	Net	TD	Long	Avg.
Arron Baker	13	93	8	85	0	46	6.5
Noah Johnson	10	80	25	55	1	53	5.5
De'Lance Turner	11	25	4	21	0	6	1.9
Silas Spearman	3	4	5	-1	0	3	-0.3
TEAM	1	0	5	-5	0	0	-5.0

PASSING	Comp.	Att.	Yds	TD	Int	Long	Sack
Noah Johnson	13	19	158	0	2	39	2

RECEIVING	No.	Yds	TD	Long
Jabor McKenzie	7	88	0	28
LaDarrien Davis	2	9	0	8
Jalen Walker	1	39	0	39
Collins Moore	1	11	0	11
Arron Baker	1	7	0	7
Norlando Veals	1	4	0	4

PUNTING	No.	Yds	Avg.	Long	I20	50+
Haiden McCraney	5	211	42.2	51	2	1

FIELD GOALS	Made	Att.	Long	Kicks
Haiden McCraney	1	2	43	Made 43, Missed 41

ARKANSAS

RUSHING	Att.	Gain	Lost	Net	TD	Long	Avg.
Devwah Whaley	9	136	1	135	1	75	15.0
R. Williams	13	126	0	126	0	29	9.7
Cody Hollister	2	48	0	48	1	26	24.0
T.J. Hammonds	5	29	0	29	1	13	5.8
Damon Mitchell	4	12	0	12	0	7	3.0
Kody Walker	2	6	0	6	0	6	3.0
C. McPherson	2	4	0	4	0	2	2.0
Ty Storey	1	0	7	-7	0	0	-7.0

PASSING	Comp.	Att.	Yds	TD	Int	Long	Sack
Austin Allen	13	18	206	3	0	35	0

RECEIVING	No.	Yds	TD	Long
Jared Cornelius	4	106	2	35
Drew Morgan	4	47	0	17
Jeremy Sprinkle	2	14	0	9
Deon Stewart	1	15	0	15
Austin Cantrell	1	14	0	14
L. Pettway	1	10	1	10

PUNTING	No.	Yds	Avg.	Long	I20	50+
---------	-----	-----	------	------	-----	-----

FIELD GOALS	Made	Att.	Long	Kicks
Cole Hedlund	1	2	25	Made 25, Missed 44



Freshman **RB DEVWAH WHALEY'S** 75-yard touchdown run highlighted Arkansas' 353 yards on the ground against Alcorn State. Whaley reached the 100-yard plateau for the first time in his career and was joined by Rawleigh Williams.

► SCORING SUMMARY

	1st	2nd	3rd	4th	Final
Alcorn State	0	7	3	0	10
Arkansas	24	0	14	14	52

	Qtr.	Time	Scoring Play
Arkansas	1st	12:11	Hedlund 25 yd field goal
Arkansas	1st	9:03	Jared Cornelius 29 yd pass from Allen (Hedlund kick)
Arkansas	1st	7:22	Devwah Whaley 75 yd run (Hedlund kick)
Arkansas	1st	0:17	Jared Cornelius 35 yd pass from Allen (Hedlund kick)
Alcorn State	2nd	10:44	Noah Johnson 12 yd run (McCraney kick)
Arkansas	3rd	9:42	Henre' Tolliver 70 yd interception return (Hedlund kick)
Arkansas	3rd	5:44	Cody Hollister 26 yd run (Hedlund kick)
Alcorn State	3rd	3:40	McCraney 43 yd field goal
Arkansas	4th	13:49	L. Pettway 10 yd pass from Allen (Hedlund kick)
Arkansas	4th	6:36	TJ Hammonds 5 yd run (Hedlund kick)

► TEAM STATS

	ALCORN STATE	ARKANSAS
FIRST DOWNS	15	25
RUSHES-YARDS (NET)	38-155	38-353
PASSING YDS (NET)	158	206
Comp-Passes Att-Int	13-19-2	13-18-0
TOTAL OFFENSE PLAYS-YARDS	57-313	56-559
Fumble Returns-Yards	0-0	0-0
Punt Returns-Yards	0-0	1-33
Kickoff Returns-Yards	6-125	2-29
Interception Returns-Yards	0-0	2-72
Punts (Number-Avg)	5-42.2	0-0.0
Fumbles-Lost	3-2	1-1
Penalties-Yards	3-15	4-45
Possession Time	31:55	28:05
Third-Down Conversions	4 of 11	2 of 7
Fourth-Down Conversions	0 of 0	0 of 2
Red-Zone Scores-Chances	2-4	4-4
Sacks By: Number-Yards	0-0	2-19



► GAME 6

NO. 1/1 ALABAMA (6-0, 3-0) 49

NO. 16/17 ARKANSAS (4-2, 0-2) 30

October 8, 2016 | Fayetteville, Ark.

Donald W. Reynolds Razorback Stadium | Time: 6:05 p.m. | Attendance: 75,459

TV: ESPN > Joe Tessitore (PBP), Todd Blackledge (Analyst), Holly Rowe (Sideline)

ALABAMA

RUSHING	Att.	Gain	Lost	Net	TD	Long	Avg.
Damien Harris	13	128	6	122	0	57	9.4
Joshua Jacobs	3	57	0	57	0	56	19.0
Bo Scarbrough	8	21	1	20	2	6	2.5
B.J. Emmons	3	9	0	9	0	5	3.0

PASSING	Comp.	Att.	Yds	TD	Int	Long	Sack
Jalen Hurts	13	17	253	2	1	67	0

RECEIVING	No.	Yds	TD	Long
A. Stewart	5	120	0	67
Calvin Ridley	3	14	1	9
Damien Harris	2	60	1	56
M. Forristall	1	32	0	32
O.J. Howard	1	21	0	21
Gehrig Dieter	1	6	0	6

PUNTING	No.	Yds	Avg.	Long	I20	50+
JK Scott	4	206	51.5	63	2	2

FIELD GOALS	Made	Att.	Long	Kicks
-------------	------	------	------	-------

ARKANSAS

RUSHING	Att.	Gain	Lost	Net	TD	Long	Avg.
R. Williams	12	46	0	46	1	14	3.8
Devwah Whaley	5	21	0	21	0	10	4.2
Kody Walker	4	17	2	15	0	11	3.8
Jared Cornelius	1	8	0	8	0	8	8.0
Drew Morgan	1	0	1	-1	0	0	-1.0
Austin Allen	12	39	49	-10	0	18	-0.8

PASSING	Comp.	Att.	Yds	TD	Int	Long	Sack
Austin Allen	25	48	400	3	3	57	6

RECEIVING	No.	Yds	TD	Long
Jared Cornelius	5	146	0	57
Drew Morgan	5	43	0	23
Keon Hatcher	4	39	2	16
Jeremy Sprinkle	3	37	1	24
R. Williams	2	51	0	29
Cody Hollister	2	43	0	37
Kody Walker	2	10	0	8
Dominique Reed	1	20	0	20
Austin Cantrell	1	11	0	11

PUNTING	No.	Yds	Avg.	Long	I20	50+
Toby Baker	4	211	52.8	57	1	3

FIELD GOALS	Made	Att.	Long	Kicks
Adam McFain	1	1	25	Made 25



With his five catches for 146 yards against Alabama, junior **WR JARED CORNELIUS** became just the third player in program history to record three straight 100-yard receiving games. Cornelius leads the SEC in yards per catch (21.47).

► SCORING SUMMARY

	1st	2nd	3rd	4th	Final
Alabama	14	21	7	7	49
Arkansas	7	10	7	6	30

	Qtr.	Time	Scoring Play
Alabama	1st	7:27	Jalen Hurts 5 yd run (Griffith kick)
Alabama	1st	5:25	Jalen Hurts 6 yd run (Griffith kick)
Arkansas	1st	1:54	Jeremy Sprinkle 24 yd pass from Allen (McFain kick)
Alabama	2nd	12:25	Tim Williams 23 yd fumble recovery (Griffith kick)
Alabama	2nd	8:53	56 yd pass from Hurts (Griffith kick)
Arkansas	2nd	2:56	McFain 25 yd field goal
Alabama	2nd	1:25	Bo Scarbrough 21 yd run (Griffith kick)
Arkansas	2nd	0:29	Keon Hatcher 16 yd pass from Allen (McFain kick)
Alabama	3rd	11:10	Calvin Ridley 4 yd pass from Hurts (Griffith kick)
Arkansas	3rd	3:57	Keon Hatcher 10 yd pass from Allen (McFain kick)
Alabama	4th	10:18	M. Fitzpatrick 100 yd interception return (Griffith kick)
Arkansas	4th	3:18	R. Williams 3 yd run (Allen pass failed)

► TEAM STATS

	ALABAMA	ARKANSAS
FIRST DOWNS	16	25
RUSHES-YARDS (NET)	34-264	36-73
PASSING YDS (NET)	253	400
Comp-Passes Att-Int	13-17-1	25-48-3
TOTAL OFFENSE PLAYS-YARDS	51-517	84-473
Fumble Returns-Yards	1-23	0-0
Punt Returns-Yards	2-12	0-0
Kickoff Returns-Yards	5-90	4-87
Interception Returns-Yards	3-114	1-8
Punts (Number-Avg)	4-51.5	4-52.8
Fumbles-Lost	3-2	3-2
Penalties-Yards	7-86	6-60
Possession Time	22:53	37:07
Third-Down Conversions	4 of 8	8 of 16
Fourth-Down Conversions	1 of 3	1 of 2
Red-Zone Scores-Chances	3-4	4-5
Sacks By: Number-Yards	6-49	0-0



WEEKLY MEDIA SCHEDULE: OLE MISS WEEK

10 MON	11 TUE	12 WED	13 THU	14 FRI	15 SAT	16 SUN
Press Conference Noon - Coach Bielema 12:30 - Dan Enos 12:45 - Robb Smith	Post Practice Media Select defensive student-athletes and assistant coaches. (Approx. 6:30 p.m.)	SEC Teleconference 10 a.m. - 12:10 p.m. 11 a.m. - Coach Bielema Post Practice Media Select offensive student-athletes and assistant coaches. (Approx. 6:30 p.m.)	No media availability Radio Show 7 p.m. - On the Air with Bret Bielema Guests: TBA	No media availability	Game #6 vs. Ole Miss Kickoff - 6 p.m. CT TV - ESPN Post Game Coach Bielema & select student-athletes will be available following the game in the postgame media room.	No media availability

▶ ARKANSAS COMMUNICATIONS



PATRICK PIERSON
 Assistant AD/Communications
 Cell 479-387-8569
 Email pspierso@uark.edu
 Twitter @Pierson_SID



BRANDON LANGLOIS
 Communications Assistant
 Cell 601-405-5650
 Email langlois@uark.edu
 Twitter @BMLanglois



JOHN THOMAS
 Assistant Communications Dir.
 Cell 479-313-2564
 Email jfthomas@uark.edu
 Twitter @John__Thomas

Office: 479-575-2751

Fax: 479-575-7481

Fayetteville Press Box: (479) 575-6622

Little Rock Press Box: (501) 663-0514

GAME CREDENTIAL REQUESTS

All requests for media and/or photo credentials must be made online at www.SportsSystems.com/Arkansas. Requests should be made at least two weeks in advance.

Credentials will not be mailed. They may be picked up beginning three prior to kickoff at the media will call station at the base of the elevator at both Donald W. Reynolds Razorback Stadium in Fayetteville and War Memorial Stadium in Little Rock. Photo identification is required when picking up credentials.

ARKANSAS FTP SITE

An FTP site is available for members of the media. For more information concerning the FTP site, contact Michelle Glover (miglover@uark.edu).

CollegePressBox.com

CollegePressBox.com is the official media website for SEC football. Access and download weekly game notes, quotes, statistics, media guides, headshots, logos, flip cards and more for each of the SEC's members. Login information will be distributed to accredited media or you can apply for a password by sending an email to passworth@collegepressbox.com.

▶ SEC WEEKLY TELECONFERENCE

Head coach Bret Bielema will participate each week in the SEC teleconference of football coaches. The teleconferences will be conducted each Wednesday from Aug. 31 to Nov. 23 from 10 a.m. CT to 12:10 p.m. CT. For more information and the teleconference number, contact the SEC Media Relations Office at (205) 458-3000.

10:00 a.m. Les Miles, LSU
10:10 a.m. Kirby Smart, Georgia
10:20 a.m. Jim McElwain, Florida
10:30 a.m. Derek Mason, Vanderbilt
10:40 a.m. Nick Saban, Alabama
10:50 a.m. Butch Jones, Tennessee
11:00 a.m. Bret Bielema, Arkansas
11:10 a.m. Barry Odom, Missouri
11:20 a.m. Hugh Freeze, Ole Miss
11:30 a.m. Kevin Sumlin, Texas A&M
11:40 a.m. Mark Stoops, Kentucky
11:50 a.m. Dan Mullen, Mississippi State
12:00 p.m. Will Muschamp, South Carolina
12:10 p.m. Gus Malzahn, Auburn

▶ ON THE AIR WITH BRET BIELEMA



"On the Air with Bret Bielema," Coach Bielema's weekly radio show presented by Lindsey airs on Thursday nights starting at 7 p.m. For the eighth straight year, the one-hour radio show will be broadcast live from the Catfish Hole. The show will be carried throughout the state of Arkansas on the Razorback Sports Network and locally in Fayetteville on 92.1 FM and 93.3 FM.

▶ BRET BIELEMA SHOW



"The Bret Bielema Show" is now in its fourth season as the official television coach's show of Razorback football. The one-hour show will air statewide and throughout the region on numerous television affiliates. A total of 12 shows will air throughout the season on the following stations: KATV (10:30 p.m.), KNWA (11:30 p.m.) and KFTA (9:30 p.m.). The show will also be available regionally on Cox Sports Television on Wednesdays at 6 p.m. and Fox Sports Southwest on Tuesdays at 4 p.m.

RADIO AFFILIATES

Batesville.....	KOWZ-FM 103.3
Berryville.....	KTHS-AM 1480
Blytheville.....	KHLS-FM 96.3
Camden.....	KCXY-FM 95.3
Cherokee Village.....	KSAR-FM 92.3
Crossett.....	KAGH-AM 800
Crossett.....	KAGH-FM 104.9
De Queen.....	KDON-FM 92.1
DeWitt.....	KDEW-FM 97.3
El Dorado.....	KMRX-FM 96.1
Fayetteville.....	KAKS-FM 99.5
Fayetteville.....	KUQA-AM 1290
Fayetteville.....	KIGL-FM 93.3
Fayetteville.....	KQSM-FM 92.1
Forrest City.....	KBFC-FM 93.5
Fort Smith.....	KERX-FM 95.3
Glenwood.....	KHGZ-AM 670
Glenwood.....	KHGZ-FM 98.9
Herber Springs.....	KAWW-AM 1370
Helena.....	KFFA-AM 1360
Hope.....	KHPA-FM 104.9
Horshoe Bend.....	KKIK-FM 106.5
Hot Springs.....	KLBL-FM 104.5
Jonesboro.....	KEGI-FM 100.5
Little Rock.....	KABZ-FM 103.7
Magnolia.....	KZHE-FM 100.5
Marshall.....	KBCN-FM 104.3
Mena.....	KTTG-FM 96.3
Monett (Mo.).....	KKBL-FM 95.9
Monticello.....	KGPQ-FM 99.9
Morrilton.....	KVOM-FM 101.7
Mountain Home.....	KOMT-FM 107.5
Ozark.....	KDYN-AM 1540
Ozark.....	KDYN-FM 96.7
Pocahontas.....	KPOC-FM 104.1
Pocahontas.....	KPOC-AM 1420
Russellville.....	KCAB-AM 980
Russellville.....	KCJC-FM 102.3
Ruston (La.).....	KRLQ-FM 94.1
Searcy.....	KSMD-FM 99.1
Stuttgart.....	KWAK-FM 105.5
Texarkana (Texas).....	KKTK-AM 1400
Wynne.....	KWYN-FM 92.5
Wynne.....	KWYN-AM 1400

2016 Arkansas Razorbacks Football
Arkansas Game Results (as of Oct 10, 2016)
All games

Date	Opponent		Score	Overall	Conference	Time	Attend
Sep 03, 2016	LA TECH	W	21-20	1-0	0-0	3:09	69132
Sep 10, 2016	at #12 TCU	Wo	41-38	2-0	0-0	3:55	48091
Sep 17, 2016	TEXAS STATE	W	42-3	3-0	0-0	2:55	72114
* Sep 24, 2016	vs #10 Texas A&M	L	24-45	3-1	0-1	3:39	67751
Oct 01, 2016	ALCORN STATE	W	52-10	4-1	0-1	3:08	46988
* Oct 08, 2016	#1 ALABAMA	L	30-49	4-2	0-2	3:38	75459

2016 Arkansas Razorbacks Football
Arkansas Overall Team Statistics (as of Oct 10, 2016)
All games

Team Statistics	AR	OPP
SCORING	210	165
Points Per Game	35.0	27.5
Points Off Turnovers	42	59
FIRST DOWNS	144	102
Rushing	60	45
Passing	70	54
Penalty	14	3
RUSHING YARDAGE	1058	1081
Yards gained rushing	1226	1239
Yards lost rushing	168	158
Rushing Attempts	241	190
Average Per Rush	4.4	5.7
Average Per Game	176.3	180.2
TDs Rushing	10	14
PASSING YARDAGE	1632	1308
Comp-Att-Int	119-188-5	104-173-6
Average Per Pass	8.7	7.6
Average Per Catch	13.7	12.6
Average Per Game	272.0	218.0
TDs Passing	15	5
TOTAL OFFENSE	2690	2389
Total Plays	429	363
Average Per Play	6.3	6.6
Average Per Game	448.3	398.2
KICK RETURNS: #-Yards	15-276	26-591
PUNT RETURNS: #-Yards	7-68	8-71
INT RETURNS: #-Yards	6-155	5-148
KICK RETURN AVERAGE	18.4	22.7
PUNT RETURN AVERAGE	9.7	8.9
INT RETURN AVERAGE	25.8	29.6
FUMBLES-LOST	9-7	11-7
PENALTIES-Yards	33-287	34-316
Average Per Game	47.8	52.7
PUNTS-Yards	21-997	27-1191
Average Per Punt	47.5	44.1
Net punt average	44.1	39.4
KICKOFFS-Yards	35-2176	31-1894
Average Per Kick	62.2	61.1
Net kick average	39.6	39.3
TIME OF POSSESSION/Game	34:52	24:18
3RD-DOWN Conversions	33/76	36/75
3rd-Down Pct	43%	48%
4TH-DOWN Conversions	6/11	2/2
4th-Down Pct	55%	100%
SACKS BY-Yards	13-102	14-100
MISC YARDS	1	0
TOUCHDOWNS SCORED	28	21
FIELD GOALS-ATTEMPTS	5-7	6-11
ON-SIDE KICKS	0-2	0-0
RED-ZONE SCORES	(26-32) 81%	(16-22) 73%
RED-ZONE TOUCHDOWNS	(21-32) 66%	(12-22) 55%
PAT-ATTEMPTS	(25-25) 100%	(21-21) 100%
ATTENDANCE	263693	48091
Games/Avg Per Game	4/65923	1/48091
Neutral Site Games		1/67751

Score by Quarters	1st	2nd	3rd	4th	OT	Total
Arkansas	62	58	35	42	13	210
Opponents	21	52	33	49	10	165

2016 Arkansas Razorbacks Football
Arkansas Overall Individual Statistics (as of Oct 10, 2016)
All games

Rushing	gp	att	gain	loss	net	avg	td	lg	avg/g
Rawleigh Williams	6	113	631	26	605	5.4	5	55	100.8
Devwah Whaley	6	38	251	10	241	6.3	1	75	40.2
Kody Walker	6	31	113	3	110	3.5	1	17	18.3
Cody Hollister	6	2	48	0	48	24.0	1	26	8.0
T.J. Hammonds	2	5	29	0	29	5.8	1	13	14.5
Jared Cornelius	5	5	28	0	28	5.6	0	8	5.6
Dominique Reed	6	5	33	7	26	5.2	0	15	4.3
Damon Mitchell	5	6	14	0	14	2.3	0	7	2.8
Connor McPherson	1	2	4	0	4	2.0	0	2	4.0
Team	4	3	0	4	-4	-1.3	0	0	-1.0
Keon Hatcher	5	1	0	5	-5	-5.0	0	0	-1.0
Drew Morgan	6	1	0	6	-6	-6.0	0	0	-1.0
Ty Storey	2	1	0	7	-7	-7.0	0	0	-3.5
Austin Allen	6	28	75	100	-25	-0.9	1	18	-4.2
Total	6	241	1226	168	1058	4.4	10	75	176.3
Opponents	6	190	1239	158	1081	5.7	14	62	180.2

Passing	gp	effic	comp-att-int	pct	yds	td	lg	avg/g
Austin Allen	6	158.07	119-187-5	63.6	1632	15	73	272.0
Ty Storey	2	0.00	0-1-0	0.0	0	0	0	0.0
Total	6	157.23	119-188-5	63.3	1632	15	73	272.0
Opponents	6	126.23	104-173-6	60.1	1308	5	92	218.0

Receiving	gp	no.	yds	avg	td	lg	avg/g
Drew Morgan	6	33	344	10.4	1	24	57.3
Jared Cornelius	5	19	408	21.5	4	57	81.6
Keon Hatcher	5	18	320	17.8	5	73	64.0
Jeremy Sprinkle	6	18	194	10.8	4	25	32.3
Cody Hollister	6	8	120	15.0	0	37	20.0
Rawleigh Williams	6	6	62	10.3	0	29	10.3
Dominique Reed	6	5	73	14.6	0	32	12.2
Austin Cantrell	6	5	46	9.2	0	14	7.7
Kody Walker	6	3	21	7.0	0	11	3.5
Hayden Johnson	6	1	18	18.0	0	18	3.0
Deon Stewart	5	1	15	15.0	0	15	3.0
L. Pettway	5	1	10	10.0	1	10	2.0
Kendrick Jackson	6	1	1	1.0	0	1	0.2
Total	6	119	1632	13.7	15	73	272.0
Opponents	6	104	1308	12.6	5	92	218.0

Punt Returns	no.	yds	avg	td	lg
Jared Cornelius	4	34	8.5	0	19
Drew Morgan	3	34	11.3	0	33
Total	7	68	9.7	0	33
Opponents	8	71	8.9	0	34

Interceptions	no.	yds	avg	td	lg
Ryan Pulley	1	25	25.0	1	25
Brooks Ellis	1	47	47.0	1	47
Dre Greenlaw	1	3	3.0	0	3
Henre' Toliver	1	70	70.0	1	70
Josh Liddell	1	2	2.0	0	2
Dwayne Eugene	1	8	8.0	0	8
Total	6	155	25.8	3	70
Opponents	5	148	29.6	1	100

Kick Returns	no.	yds	avg	td	lg
Dominique Reed	9	161	17.9	0	25
Deon Stewart	3	69	23.0	0	29
Drew Morgan	2	42	21.0	0	28
Team	1	4	4.0	0	4
Total	15	276	18.4	0	29
Opponents	26	591	22.7	0	64

Fumble Returns	no.	yds	avg	td	lg
Total	0	0	0.0	0	0
Opponents	1	23	23.0	1	23

2016 Arkansas Razorbacks Football
Arkansas Overall Individual Statistics (as of Oct 10, 2016)
All games

Scoring	td	fg	PAT				dxp	saf	pts
			kick	rush	rcv	pass			
Cole Hedlund	-	4-6	22-22	-	-	-	-	-	34
Keon Hatcher	5	-	-	-	-	1-1	-	-	30
Rawleigh Williams	5	-	-	-	-	-	-	-	30
Jeremy Sprinkle	4	-	-	-	-	-	-	-	24
Jared Cornelius	4	-	-	-	-	-	-	-	24
Austin Allen	1	-	-	-	1	0-1	-	-	8
Kody Walker	1	-	-	-	-	-	-	-	6
L. Pettway	1	-	-	-	-	-	-	-	6
Ryan Pulley	1	-	-	-	-	-	-	-	6
Devwah Whaley	1	-	-	-	-	-	-	-	6
T.J. Hammonds	1	-	-	-	-	-	-	-	6
Adam McFain	-	1-1	3-3	-	-	-	-	-	6
Cody Hollister	1	-	-	-	-	-	-	-	6
Henre' Toliver	1	-	-	-	-	-	-	-	6
Brooks Ellis	1	-	-	-	-	-	-	-	6
Drew Morgan	1	-	-	-	-	-	-	-	6
Total	28	5-7	25-25	-	1	1-2	-	-	210
Opponents	21	6-11	21-21	-	-	-	-	-	165

Total Offense	g	plays	rush	pass	total	avg/g
Austin Allen	6	215	-25	1632	1607	267.8
Rawleigh Williams	6	113	605	0	605	100.8
Devwah Whaley	6	38	241	0	241	40.2
Kody Walker	6	31	110	0	110	18.3
Cody Hollister	6	2	48	0	48	8.0
T.J. Hammonds	2	5	29	0	29	14.5
Jared Cornelius	5	5	28	0	28	5.6
Dominique Reed	6	5	26	0	26	4.3
Damon Mitchell	5	6	14	0	14	2.8
Connor McPherson	1	2	4	0	4	4.0
Team	4	3	-4	0	-4	-1.0
Keon Hatcher	5	1	-5	0	-5	-1.0
Drew Morgan	6	1	-6	0	-6	-1.0
Ty Storey	2	2	-7	0	-7	-3.5
Total	6	429	1058	1632	2690	448.3
Opponents	6	363	1081	1308	2389	398.2

Field Goals	fg	pct.	01-19	20-29	30-39	40-49	50-99	lg	blk
Cole Hedlund	4-6	66.7	0-0	3-4	1-1	0-1	0-0	38	0
Adam McFain	1-1	100.0	0-0	1-1	0-0	0-0	0-0	25	0

FG Sequence	Arkansas	Opponents
LA Tech	-	54,(43),(20),39
TCU	(38),(27),22	28,(37)
TEXAS STATE	-	(39)
Texas A&M	(25)	36,(48)
Alcorn State	(25),44	(43),41
Alabama	(25)	-

Punting	no.	yds	avg	lg	tb	fc	i20	50+	blk
Toby Baker	19	903	47.5	59	0	8	6	11	0
Blake Johnson	2	94	47.0	48	0	2	1	0	0
Total	21	997	47.5	59	0	10	7	11	0
Opponents	27	1191	44.1	63	3	6	10	7	0

Kickoffs	no.	yds	avg	tb	ob	retn	net	ydln
Connor Limpert	30	1863	62.1	6	1			
Adam McFain	5	313	62.6	2	0			
Total	35	2176	62.2	8	1	22.7	39.6	25
Opponents	31	1894	61.1	16	0	18.4	39.3	25

Numbers in (parentheses) indicate field goal was made.

2016 Arkansas Razorbacks Football
Arkansas Overall Individual Statistics (as of Oct 10, 2016)
All games

All Purpose	g	rush	rcv	pr	kr	ir	total	avg/g
Rawleigh Willia	6	605	62	0	0	0	667	111.2
Jared Cornelius	5	28	408	34	0	0	470	94.0
Drew Morgan	6	-6	344	34	42	0	414	69.0
Keon Hatcher	5	-5	320	0	0	0	315	63.0
Dominique Reed	6	26	73	0	161	0	260	43.3
Devwah Whaley	6	241	0	0	0	0	241	40.2
Jeremy Sprinkle	6	0	194	0	0	0	194	32.3
Cody Hollister	6	48	120	0	0	0	168	28.0
Kody Walker	6	110	21	0	0	0	131	21.8
Deon Stewart	5	0	15	0	69	0	84	16.8
Henre' Toliver	6	0	0	0	0	70	70	11.7
Brooks Ellis	6	0	0	0	0	47	47	7.8
Austin Cantrell	6	0	46	0	0	0	46	7.7
T.J. Hammonds	2	29	0	0	0	0	29	14.5
Ryan Pulley	6	0	0	0	0	25	25	4.2
Hayden Johnson	6	0	18	0	0	0	18	3.0
Damon Mitchell	5	14	0	0	0	0	14	2.8
L. Pettway	5	0	10	0	0	0	10	2.0
Dwayne Eugene	6	0	0	0	0	8	8	1.3
Connor McPhers	1	4	0	0	0	0	4	4.0
Dre Greenlaw	6	0	0	0	0	3	3	0.5
Josh Liddell	6	0	0	0	0	2	2	0.3
Kendrick Jackso	6	0	1	0	0	0	1	0.2
Ty Storey	2	-7	0	0	0	0	-7	-3.5
Austin Allen	6	-25	0	0	0	0	-25	-4.2
Total	6	1058	1632	68	276	155	3189	531.5
Opponents	6	1081	1308	71	591	148	3199	533.2

2016 Arkansas Razorbacks Football
Arkansas Overall Defensive Statistics (as of Oct 10, 2016)
All games

##	Defensive Leaders	gp	Tackles				Sacks no-yds	Pass defense			Fumbles		blkd	
			ua	a	tot	tfl/yds		int-yds	brup	qbh	rcv-yds	ff	kick	saf
51	Brooks Ellis	6	20	22	42	4.0-10	.	1-47	3	1
23	Dre Greenlaw	6	20	16	36	1.5-3	.	1-3	.	1	2-0	.	.	.
5	Henre' Toliver	6	16	9	25	1.0-1	.	1-70	3
28	Josh Liddell	6	13	11	24	2.0-8	.	1-2	1
48	Deatrich Wise	6	9	15	24	4.0-23	3.0-20	.	1	3	.	1	.	.
55	Jeremiah Ledbetter	6	10	13	23	2.5-23	2.5-23	.	2	.	.	1	.	.
20	De'Andre Coley	6	11	10	21	0.5-1	2-0	2	.	.
11	Ryan Pulley	6	15	5	20	.	.	1-25	7	.	1-0	.	.	.
9	Santos Ramirez	5	14	5	19	.	.	.	1	.	.	1	.	.
8A	De'Jon Harris	5	6	9	15	0.5-1	1	.	.
94	Taiwan Johnson	6	5	8	13	3.0-14	1.0-5	.	.	1
97	Tevin Benum	6	5	6	11
29	Jared Collins	6	3	6	9	0.5-1	.	.	2
3A	McTelvin Agim	6	4	5	9	2.5-12	1.0-8	.	.	1
99	Brandon Lewis	4	2	6	8	2.5-8	0.5-5
41	Austin Capps	5	2	6	8	1.0-5	0.5-4
2	DJ Dean	5	1	6	7	.	.	.	1
10	Randy Ramsey	5	5	2	7	2.5-12	1.5-8	.	.	.	1-0	2	.	.
30	Kevin Richardson	1	2	5	7
45	Josh Harris	5	4	3	7
35	Dwayne Eugene	6	2	4	6	.	.	1-8
2B	Ryder Lucas	6	2	3	5
52	T.J. Smith	3	1	3	4	1.5-3
81	Cody Hollister	6	3	.	3	1-0	.	.	.
6	JaMichael Winston	6	1	2	3	0.5-5	0.5-5
78	Bijhon Jackson	6	1	2	3	2.0-20	1.5-19	.	.	1
96	Karl Roesler	6	2	1	3	1.0-5	1.0-5	.	.	1
39	Byron Keaton	5	1	1	2
7	Damon Mitchell	5	.	2	2
38	Reid Miller	6	.	2	2
27	Khalia Hackett	2	.	2	2
56	Matt Emrich	6	1	1	2
4	Keon Hatcher	5	1	.	1
74	Colton Jackson	5	1	.	1
64	Jake Hall	5	1	.	1
4A	Adam McFain	4	.	1	1
42	Connor Limpert	5	1	.	1
15	Nate Dalton	3	1	.	1
44	Austin Cantrell	6	1	.	1
37	Toby Baker	5	1	.	1
70	Dan Skipper	6	2	.
Total		6	188	192	380	33-155	13-102	6-155	21	9	7-0	8	2	.
Opponents		6	213	246	459	37-158	14-100	5-148	27	23	7-23	7	.	.

2016 Arkansas Razorbacks Football
Arkansas Team Game-by-Game (as of Oct 10, 2016)
All games

TEAM STATISTICS

Date	Opponent	Rushing				Receiving				Passing				Kick Returns				Punt Returns				tot off
		no.	yds	td	lg	no.	yds	td	lg	cmp-att-int	yds	td	lg	no.	yds	td	lg	no.	yds	td	lg	
Sep 03	LA TECH	40	106	1	14	20	191	2	18	20-29-2	191	2	18	2	42	0	25	1	0	0	0	297
Sep 10	at TCU	43	180	1	37	17	223	3	25	17-29-0	223	3	25	4	77	0	22	2	35	0	19	403
Sep 17	TEXAS STATE	44	226	3	18	16	241	2	73	16-22-0	241	2	73	2	26	0	13	2	1	0	1	467
Sep 24	vs Texas A&M	40	120	1	55	28	371	2	44	28-42-0	371	2	44	1	15	0	15	1	-1	0	0	491
Oct 01	ALCORN STATE	38	353	3	75	13	206	3	35	13-18-0	206	3	35	2	29	0	25	1	33	0	33	559
Oct 08	ALABAMA	36	73	1	18	25	400	3	57	25-48-3	400	3	57	4	87	0	29	0	0	0	0	473
Arkansas		241	1058	10	75	119	1632	15	73	119-188-5	1632	15	73	15	276	0	29	7	68	0	33	2690
		190	1081	14	62	104	1308	5	92	104-173-6	1308	5	92	26	591	0	64	8	71	0	34	2389

Games: 6 • Avg/rush: 4.4 • Avg/catch: 13.7 • Pass effc: 157.23 • KR avg: 18.4 • PR avg: 9.7 • All purpose avg/game: 531.5 • Total offense avg/gm: 448.3

		Tackles				Sacks	Fumble		Pass Defense			blkd	PAT Attempts			off		
Date	Opponent	ua	a	total	tfl-yds	no-yds	ff	fr-yds	int-yds	qbh	brup	kick	kick	rush	rcv	saf	t/o	pts
Sep 03	LA TECH	27	38	65	4.0-21	3.0-20	1	0-0	1-3	4	2	0	3-3	0	0	0	0	21
Sep 10	at TCU	45	32	77	6.0-27	3.0-18	1	1-0	1-47	1	5	1	3-3	0	1	0	7	41
Sep 17	TEXAS STATE	25	28	53	5.0-41	4.0-40	0	0-0	1-25	1	5	0	6-6	0	0	0	7	42
Sep 24	vs Texas A&M	29	26	55	5.0-17	1.0-5	1	2-0	0-0	1	4	0	3-3	0	0	0	7	24
Oct 01	ALCORN STATE	33	38	71	10.0-42	2.0-19	2	2-0	2-72	1	2	1	7-7	0	0	0	14	52
Oct 08	ALABAMA	29	30	59	3.0-7	0.0-0	3	2-0	1-8	1	3	0	3-3	0	0	0	7	30
Arkansas		188	192	380	33.0-155	13.0-102	8	7-0	6-155	9	21	2	25-25	0	1	0	42	210
		213	246	459	37.0-158	14.0-100	7	7-23	5-148	23	27	0	21-21	0	0	0	59	165

		Punting									Field Goals			Kickoffs				
Date	Opponent	no.	yds	avg	long	blkd	tb	fc	50+	i20	md-att	long	blkd	no.	yds	avg	tb	ob
Sep 03	LA TECH	4	190	47.5	55	0	0	2	2	1	0-0	0	0	4	248	62.0	1	0
Sep 10	at TCU	6	304	50.7	59	0	0	2	5	1	2-3	38	0	6	365	60.8	1	0
Sep 17	TEXAS STATE	4	174	43.5	50	0	0	3	1	3	0-0	0	0	7	444	63.4	3	1
Sep 24	vs Texas A&M	3	118	39.3	46	0	0	2	0	1	1-1	25	0	4	252	63.0	0	0
Oct 01	ALCORN STATE	0	0	0.0	0	0	0	0	0	0	1-2	25	0	9	561	62.3	3	0
Oct 08	ALABAMA	4	211	52.8	57	0	0	1	3	1	1-1	25	0	5	306	61.2	0	0
Arkansas		21	997	47.5	59	0	0	10	11	7	5-7	38	0	35	2176	62.2	8	1
		27	1191	44.1	63	0	3	6	7	10	6-11	48	2	31	1894	61.1	16	0

2016 Arkansas Razorbacks Football
Arkansas Opponent Game-by-Game (as of Oct 10, 2016)
All games

OPPONENT STATISTICS

		Rushing				Receiving				Passing				Kick Returns				Punt Returns				tot		
Date	Opponent	no.	yds	td	lg	no.	yds	td	lg	cmp	att	int	yds	td	lg	no.	yds	td	lg	no.	yds	td	lg	off
Sep 03	LA TECH	23	79	2	31	19	212	0	26	19	31	1	212	0	26	3	84	0	33	2	39	0	32	291
Sep 10	at TCU	32	195	4	26	36	377	1	57	36	58	1	377	1	57	5	155	0	64	2	33	0	34	572
Sep 17	TEXAS STATE	26	22	0	13	11	83	0	24	11	26	1	83	0	24	3	53	0	23	1	1	0	1	105
Sep 24	vs Texas A&M	37	366	4	62	12	225	2	92	12	22	0	225	2	92	4	84	0	42	1	-14	0	0	591
Oct 01	ALCORN STATE	38	155	1	53	13	158	0	39	13	19	2	158	0	39	6	125	0	30	0	0	0	0	313
Oct 08	ALABAMA	34	264	3	57	13	253	2	67	13	17	1	253	2	67	5	90	0	25	2	12	0	9	517
Opponents		190	1081	14	62	104	1308	5	92	104	173	6	1308	5	92	26	591	0	64	8	71	0	34	2389
		241	1058	10	75	119	1632	15	73	119	188	5	1632	15	73	15	276	0	29	7	68	0	33	2690

Games: 6 • Avg/rush: 5.7 • Avg/catch: 12.6 • Pass effc: 126.23 • KR avg: 22.7 • PR avg: 8.9 • All purpose avg/game: 533.2 • Total offense avg/gm: 398.2

Date	Opponent	Tackles				Sacks no-yds	Fumble		Pass Defense			blkd kick	PAT Attempts			off		
		ua	a	total	tfl-yds		ff	fr-yds	int-yds	qbh	brup		kick	rush	rcv	saf	t/o	pts
Sep 03	LA TECH	44	32	76	9.0-37	4.0-26	1	0-0	2-34	3	4	0	2-2	0	0	0	14	20
Sep 10	at TCU	38	42	80	5.0-16	1.0-6	0	0-0	0-0	4	7	0	5-5	0	0	0	0	38
Sep 17	TEXAS STATE	25	60	85	2.0-7	1.0-6	1	1-0	0-0	0	3	0	0-0	0	0	0	0	3
Sep 24	vs Texas A&M	46	26	72	10.0-35	1.0-9	2	3-0	0-0	3	5	0	6-6	0	0	0	17	45
Oct 01	ALCORN STATE	20	52	72	1.0-1	0.0-0	0	1-0	0-0	1	3	0	1-1	0	0	0	0	10
Oct 08	ALABAMA	40	34	74	10.0-62	7.0-53	3	2-23	3-114	12	5	0	7-7	0	0	0	28	49
Opponents		213	246	459	37.0-158	14.0-100	7	7-23	5-148	23	27	0	21-21	0	0	0	59	165
		188	192	380	33.0-155	13.0-102	8	7-0	6-155	9	21	2	25-25	0	1	0	42	210

		Punting									Field Goals			Kickoffs				
Date	Opponent	no.	yds	avg	long	blkd	tb	fc	50+	i20	md-att	long	blkd	no.	yds	avg	tb	ob
Sep 03	LA TECH	3	115	38.3	49	0	0	0	0	0	2-4	43	0	5	320	64.0	3	0
Sep 10	at TCU	5	199	39.8	49	0	1	1	0	1	1-2	37	1	5	303	60.6	1	0
Sep 17	TEXAS STATE	8	365	45.6	57	0	0	2	3	4	1-1	39	0	2	120	60.0	0	0
Sep 24	vs Texas A&M	2	95	47.5	50	0	0	0	1	1	1-2	48	0	8	520	65.0	7	0
Oct 01	ALCORN STATE	5	211	42.2	51	0	0	2	1	2	1-2	43	1	3	142	47.3	1	0
Oct 08	ALABAMA	4	206	51.5	63	0	2	1	2	2	0-0	0	0	8	489	61.1	4	0
Opponents		27	1191	44.1	63	0	3	6	7	10	6-11	48	2	31	1894	61.1	16	0
		21	997	47.5	59	0	0	10	11	7	5-7	38	0	35	2176	62.2	8	1

2016 Arkansas Razorbacks Football
Arkansas Game Superlatives (as of Oct 10, 2016)
All games

INDIVIDUAL GAME HIGHS

Rushes	28	Rawleigh Williams at TCU (Sep 10, 2016)
Yards Rushing	137	Rawleigh Williams at TCU (Sep 10, 2016)
TD Rushes	2	Rawleigh Williams vs TEXAS STATE (Sep 17, 2016)
Long Rush	75	Dewwah Whaley vs Alcorn State (Oct 01, 2016)
Pass attempts	48	Austin Allen vs Alabama (Oct 08, 2016)
Pass completions	28	Austin Allen vs Texas A&M (Sep 24, 2016)
Yards Passing	400	Austin Allen vs Alabama (Oct 08, 2016)
TD Passes	3	Austin Allen at TCU (Sep 10, 2016)
	3	Austin Allen vs Alcorn State (Oct 01, 2016)
	3	Austin Allen vs Alabama (Oct 08, 2016)
Long Pass	73	Austin Allen vs TEXAS STATE (Sep 17, 2016)
Receptions	9	Drew Morgan vs Texas A&M (Sep 24, 2016)
Yards Receiving	146	Jared Cornelius vs Alabama (Oct 08, 2016)
TD Receptions	2	Jared Cornelius vs Alcorn State (Oct 01, 2016)
	2	Keon Hatcher vs Alabama (Oct 08, 2016)
Long Reception	73	Keon Hatcher vs TEXAS STATE (Sep 17, 2016)
Field Goals	2	Cole Hedlund at TCU (Sep 10, 2016)
Long Field Goal	38	Cole Hedlund at TCU (Sep 10, 2016)
Punts	6	Toby Baker at TCU (Sep 10, 2016)
Punting Avg	52.8	Toby Baker vs Alabama (Oct 08, 2016)
Long Punt	59	Toby Baker at TCU (Sep 10, 2016)
Punts inside 20	2	Toby Baker vs TEXAS STATE (Sep 17, 2016)
Long Punt Return	33	Drew Morgan vs Alcorn State (Oct 01, 2016)
Long Kickoff Return	29	Deon Stewart vs Alabama (Oct 08, 2016)
Tackles	13	Brooks Ellis at TCU (Sep 10, 2016)
Sacks	1.5	Jeremiah Ledbetter vs TEXAS STATE (Sep 17, 2016)
Tackles For Loss	3.0	Brooks Ellis at TCU (Sep 10, 2016)
Interceptions	1	Dre Greenlaw vs LA Tech (Sep 03, 2016)
	1	Brooks Ellis at TCU (Sep 10, 2016)
	1	Ryan Pulley vs TEXAS STATE (Sep 17, 2016)
	1	Henre' Toliver vs Alcorn State (Oct 01, 2016)
	1	Josh Liddell vs Alcorn State (Oct 01, 2016)
	1	Dwayne Eugene vs Alabama (Oct 08, 2016)

2016 Arkansas Razorbacks Football
Arkansas Game Superlatives (as of Oct 10, 2016)
All games

TEAM GAME HIGHS

Rushes	44	vs TEXAS STATE (Sep 17, 2016)
Yards Rushing	353	vs Alcorn State (Oct 01, 2016)
Yards Per Rush	9.3	vs Alcorn State (Oct 01, 2016)
TD Rushes	3	vs TEXAS STATE (Sep 17, 2016)
	3	vs Alcorn State (Oct 01, 2016)
Pass attempts	48	vs Alabama (Oct 08, 2016)
Pass completions	28	vs Texas A&M (Sep 24, 2016)
Yards Passing	400	vs Alabama (Oct 08, 2016)
Yards Per Pass	11.4	vs Alcorn State (Oct 01, 2016)
TD Passes	3	at TCU (Sep 10, 2016)
	3	vs Alcorn State (Oct 01, 2016)
	3	vs Alabama (Oct 08, 2016)
Total Plays	84	vs Alabama (Oct 08, 2016)
Total Offense	559	vs Alcorn State (Oct 01, 2016)
Yards Per Play	10.0	vs Alcorn State (Oct 01, 2016)
Points	52	vs Alcorn State (Oct 01, 2016)
Sacks By	4	vs TEXAS STATE (Sep 17, 2016)
First Downs	27	vs Texas A&M (Sep 24, 2016)
Penalties	7	vs TEXAS STATE (Sep 17, 2016)
	7	vs Texas A&M (Sep 24, 2016)
Penalty Yards	62	vs Texas A&M (Sep 24, 2016)
Turnovers	5	vs Alabama (Oct 08, 2016)
Interceptions By	2	vs Alcorn State (Oct 01, 2016)
Punts	6	at TCU (Sep 10, 2016)
Punting Avg	52.8	vs Alabama (Oct 08, 2016)
Long Punt	59	at TCU (Sep 10, 2016)
Punts inside 20	3	vs TEXAS STATE (Sep 17, 2016)
Long Punt Return	33	vs Alcorn State (Oct 01, 2016)

2016 Arkansas Razorbacks Football
Arkansas Game Superlatives (as of Oct 10, 2016)
All games

OPPONENT INDIVIDUAL GAME HIGHS

Rushes	15	Hill, Kenny, at TCU (Sep 10, 2016)
Yards Rushing	157	Trevor Knight, vs Texas A&M (Sep 24, 2016)
TD Rushes	2	Hill, Kenny, at TCU (Sep 10, 2016)
	2	Hicks, Kyle, at TCU (Sep 10, 2016)
	2	T. Williams, vs Texas A&M (Sep 24, 2016)
	2	Trevor Knight, vs Texas A&M (Sep 24, 2016)
	2	Jalen Hurts, vs Alabama (Oct 08, 2016)
Long Rush	62	Trevor Knight, vs Texas A&M (Sep 24, 2016)
Pass attempts	56	Hill, Kenny, at TCU (Sep 10, 2016)
Pass completions	36	Hill, Kenny, at TCU (Sep 10, 2016)
Yards Passing	377	Hill, Kenny, at TCU (Sep 10, 2016)
TD Passes	2	Trevor Knight, vs Texas A&M (Sep 24, 2016)
	2	Jalen Hurts, vs Alabama (Oct 08, 2016)
Long Pass	92	Trevor Knight, vs Texas A&M (Sep 24, 2016)
Receptions	8	Trent Taylor, vs LA Tech (Sep 03, 2016)
	8	Hicks, Kyle, at TCU (Sep 10, 2016)
Yards Receiving	141	Josh Reynolds, vs Texas A&M (Sep 24, 2016)
TD Receptions	1	Williams, Taj, at TCU (Sep 10, 2016)
	1	Christian Kirk, vs Texas A&M (Sep 24, 2016)
	1	Josh Reynolds, vs Texas A&M (Sep 24, 2016)
	1	Calvin Ridley, vs Alabama (Oct 08, 2016)
	1	Damien Harris, vs Alabama (Oct 08, 2016)
Long Reception	92	Josh Reynolds, vs Texas A&M (Sep 24, 2016)
Field Goals	2	J. Barnes, vs LA Tech (Sep 03, 2016)
Long Field Goal	48	Daniel LaCamera, vs Texas A&M (Sep 24, 2016)
Punts	8	Lumi Kaba, vs TEXAS STATE (Sep 17, 2016)
Punting Avg	51.5	JK Scott, vs Alabama (Oct 08, 2016)
Long Punt	63	JK Scott, vs Alabama (Oct 08, 2016)
Punts inside 20	4	Lumi Kaba, vs TEXAS STATE (Sep 17, 2016)
Long Punt Return	34	Turpin, K., at TCU (Sep 10, 2016)
Long Kickoff Return	64	Turpin, K., at TCU (Sep 10, 2016)
Tackles	17	Douglas, Sammy, at TCU (Sep 10, 2016)
Sacks	1.0	S. Cooper, vs LA Tech (Sep 03, 2016)
	1.0	Xavier Woods, vs LA Tech (Sep 03, 2016)
	1.0	Deldrick Canty, vs LA Tech (Sep 03, 2016)
	1.0	Carraway, Josh, at TCU (Sep 10, 2016)
	1.0	N. Daniels, vs TEXAS STATE (Sep 17, 2016)
	1.0	Daeshon Hall, vs Texas A&M (Sep 24, 2016)
	1.0	Da'Shawn Hand, vs Alabama (Oct 08, 2016)
	1.0	S. Hamilton, vs Alabama (Oct 08, 2016)
	1.0	Ryan Anderson, vs Alabama (Oct 08, 2016)
	1.0	Terrell Hall, vs Alabama (Oct 08, 2016)
	1.0	Tim Williams, vs Alabama (Oct 08, 2016)
	1.0	Da'Ron Payne, vs Alabama (Oct 08, 2016)
Tackles For Loss	3.0	Douglas, Sammy, at TCU (Sep 10, 2016)
Interceptions	3	M. Fitzpatrick, vs Alabama (Oct 08, 2016)

2016 Arkansas Razorbacks Football
Arkansas Game Superlatives (as of Oct 10, 2016)
All games

OPPONENT TEAM GAME HIGHS

Rushes	38	vs Alcorn State (Oct 01, 2016)
Yards Rushing	366	vs Texas A&M (Sep 24, 2016)
Yards Per Rush	9.9	vs Texas A&M (Sep 24, 2016)
TD Rushes	4	at TCU (Sep 10, 2016)
	4	vs Texas A&M (Sep 24, 2016)
Pass attempts	58	at TCU (Sep 10, 2016)
Pass completions	36	at TCU (Sep 10, 2016)
Yards Passing	377	at TCU (Sep 10, 2016)
Yards Per Pass	14.9	vs Alabama (Oct 08, 2016)
TD Passes	2	vs Texas A&M (Sep 24, 2016)
	2	vs Alabama (Oct 08, 2016)
Total Plays	90	at TCU (Sep 10, 2016)
Total Offense	591	vs Texas A&M (Sep 24, 2016)
Yards Per Play	10.1	vs Alabama (Oct 08, 2016)
Points	49	vs Alabama (Oct 08, 2016)
Sacks By	7	vs Alabama (Oct 08, 2016)
First Downs	25	at TCU (Sep 10, 2016)
Penalties	9	at TCU (Sep 10, 2016)
Penalty Yards	95	at TCU (Sep 10, 2016)
Turnovers	4	vs Alcorn State (Oct 01, 2016)
Interceptions By	3	vs Alabama (Oct 08, 2016)
Punts	8	vs TEXAS STATE (Sep 17, 2016)
Punting Avg	51.5	vs Alabama (Oct 08, 2016)
Long Punt	63	vs Alabama (Oct 08, 2016)
Punts inside 20	4	vs TEXAS STATE (Sep 17, 2016)
Long Punt Return	34	at TCU (Sep 10, 2016)

2016 Arkansas Razorbacks Football
Arkansas Red-Zone Results (as of Oct 10, 2016)
All games

Arkansas Inside Opponent Red-Zone

			Times	Times	Total	Rush		Pass	FGs	Failed to score inside RZ					
Date	Opponent	Score	In RZ	Scored	Pts	TDs	TDs	TDs	Made	FGA	Down	Int	Fumb	Half	Game
Sep 03, 2016	LA TECH	W 21-20	4	3	21	3	1	2	0	0	0	1	0	0	0
Sep 10, 2016	at TCU	W 41-38	7	6	34	4	1	3	2	1	0	0	0	0	0
Sep 17, 2016	TEXAS STATE	W 42-3	5	5	35	5	3	2	0	0	0	0	0	0	0
Sep 24, 2016	vs Texas A&M	L 24-45	7	4	24	3	1	2	1	0	2	0	1	0	0
Oct 01, 2016	ALCORN STATE	W 52-10	4	4	24	3	1	2	1	0	0	0	0	0	0
Oct 08, 2016	ALABAMA	L 30-49	5	4	23	3	1	2	1	0	0	1	0	0	0
Totals			32	26	161	21	8	13	5	1	2	2	1	0	0
26 of 32 (81.2%)															

Opponents Inside Arkansas Red-Zone

			Times	Times	Total					Failed to score inside RZ					
Date	Opponent	Score	In RZ	Scored	Pts	TDs	Rush TDs	Pass TDs	FGs Made	FGA	Down	Int	Fumb	Half	Game
Sep 03, 2016	LA TECH	W 21-20	3	3	17	2	2	0	1	0	0	0	0	0	0
Sep 10, 2016	at TCU	W 41-38	7	6	38	5	4	1	1	1	0	0	0	0	0
Sep 17, 2016	TEXAS STATE	W 42-3	1	1	3	0	0	0	1	0	0	0	0	0	0
Sep 24, 2016	vs Texas A&M	L 24-45	3	1	7	1	0	1	0	1	0	0	1	0	0
Oct 01, 2016	ALCORN STATE	W 52-10	4	2	10	1	1	0	1	1	0	0	1	0	0
Oct 08, 2016	ALABAMA	L 30-49	4	3	21	3	2	1	0	0	0	0	1	0	0
Totals			22	16	96	12	9	3	4	3	0	0	3	0	0
16 of 22 (72.7%)															

2016 Arkansas Razorbacks Football
Arkansas By-Quarter Statistics (as of Oct 10, 2016)
All games

3rd-Down Conversions

Date	Opponent	Score	Overall		1st Qtr		2nd Qtr		3rd Qtr		4th Qtr		Overtime	
Sep 03, 2016	LA TECH	W 21-20	3-12	25.0	2-3	66.7	0-3	0.0	0-2	0.0	1-4	25.0	2-2	100.0
Sep 10, 2016	at TCU	W 41-38	7-16	43.8	1-3	33.3	2-5	40.0	1-2	50.0	1-4	25.0		
Sep 17, 2016	TEXAS STATE	W 42-3	4-9	44.4	2-3	66.7	0-1	0.0	2-3	66.7	0-2	0.0		
Sep 24, 2016	vs Texas A&M	L 24-45	9-16	56.2	3-5	60.0	1-2	50.0	3-4	75.0	2-5	40.0		
Oct 01, 2016	ALCORN STATE	W 52-10	2-7	28.6	1-2	50.0	0-2	0.0	1-1	100.0	0-2	0.0		
Oct 08, 2016	ALABAMA	L 30-49	8-16	50.0	3-4	75.0	1-3	33.3	3-6	50.0	1-3	33.3	2-2	100.0
Arkansas			33-76	43.4	12-20	60.0	4-16	25.0	10-18	55.6	5-20	25.0		
Opponents			36-75	48.0	5-16	31.2	11-22	50.0	10-18	55.6	9-17	52.9		

4th-Down Conversions

Date	Opponent	Score	Overall		1st Qtr		2nd Qtr		3rd Qtr		4th Qtr		Overtime	
Sep 03, 2016	LA TECH	W 21-20	3-3	100.0	0-0	0.0	1-1	100.0	0-0	0.0	2-2	100.0	0-0	0.0
Sep 10, 2016	at TCU	W 41-38	0-0	0.0	0-0	0.0	0-0	0.0	0-0	0.0	0-0	0.0		
Sep 17, 2016	TEXAS STATE	W 42-3	1-1	100.0	0-0	0.0	0-0	0.0	1-1	100.0	0-0	0.0		
Sep 24, 2016	vs Texas A&M	L 24-45	1-3	33.3	0-0	0.0	0-0	0.0	0-1	0.0	1-2	50.0		
Oct 01, 2016	ALCORN STATE	W 52-10	0-2	0.0	0-0	0.0	0-1	0.0	0-0	0.0	0-1	0.0		
Oct 08, 2016	ALABAMA	L 30-49	1-2	50.0	0-0	0.0	0-0	0.0	0-1	0.0	1-1	100.0	0-0	0.0
Arkansas			6-11	54.5	0-0	0.0	1-2	50.0	1-3	33.3	4-6	66.7		
Opponents			2-2	100.0	1-1	100.0	0-0	0.0	1-1	100.0	0-0	0.0		

Time of Possession

Date	Opponent	Score	Overall	1st Qtr	2nd Qtr	3rd Qtr	4th Qtr	Overtime
Sep 03, 2016	LA TECH	W 21-20	36:41	10:46	10:02	4:41	11:12	
Sep 10, 2016	at TCU	W 41-38	33:07	10:31	6:59	7:47	7:50	0:00
Sep 17, 2016	TEXAS STATE	W 42-3	34:29	10:09	10:14	8:54	5:12	
Sep 24, 2016	vs Texas A&M	L 24-45	39:45	10:13	9:43	11:28	8:21	
Oct 01, 2016	ALCORN STATE	W 52-10	28:05	7:03	6:06	5:47	9:09	
Oct 08, 2016	ALABAMA	L 30-49	37:07	6:25	9:34	10:53	10:15	
	Arkansas	Total	209:14	55:07	52:38	49:30	51:59	0:00
		Avg.	34:52	9:11	8:46	8:15	8:39	0:00
	Opponents	Total	145:46	34:53	37:22	40:30	33:01	0:00
		Avg.	24:17	5:48	6:13	6:45	5:30	0:00

2016 Arkansas Razorbacks Football
Arkansas Games Played (as of Oct 10, 2016)
All games

##	PLAYER	GP-GS	LATECH	TCU	TXST	TAMU	ALCN	UA
3A	McTelvin Agim	6/-	XXX	XXX	XXX	XXX	XXX	XXX
8	Austin Allen	6/6	START	START	START	START	START	START
2C	Troy Allison	1/-	XXX	...
19	Anthony Antwine	5/-	XXX	XXX	XXX	XXX	XXX	...
37	Toby Baker	5/-	XXX	XXX	XXX	XXX	...	XXX
97	Tevin Beatum	6/5	XXX	START	START	START	START	START
44	Austin Cantrell	6/1	XXX	XXX	XXX	XXX	XXX	START
41	Austin Capps	5/-	XXX	XXX	XXX	...	XXX	XXX
18	Cameron Colbert	1/-	XXX	...
20	De'Andre Coley	6/2	XXX	XXX	XXX	XXX	START	START
29	Jared Collins	6/6	START	START	START	START	START	START
1	Jared Cornelius	5/1	START	XXX	...	XXX	XXX	XXX
15	Nate Dalton	3/-	...	XXX	XXX	XXX
2	DJ Dean	5/-	...	XXX	XXX	XXX	XXX	XXX
49	Robert Decker	6/-	XXX	XXX	XXX	XXX	XXX	XXX
51	Brooks Ellis	6/6	START	START	START	START	START	START
56	Matt Emrich	6/-	XXX	XXX	XXX	XXX	XXX	XXX
35	Dwayne Eugene	6/-	XXX	XXX	XXX	XXX	XXX	XXX
5A	Hjalte Froholdt	6/6	START	START	START	START	START	START
62	Johnny Gibson	6/-	XXX	XXX	XXX	XXX	XXX	XXX
23	Dre Greenlaw	6/6	START	START	START	START	START	START
89	Grayson Gunter	5/-	XXX	...	XXX	XXX	XXX	XXX
27	Khalia Hackett	2/-	XXX	XXX
64	Jake Hall	5/-	...	XXX	XXX	XXX	XXX	XXX
6A	T.J. Hammonds	2/-	XXX	...	XXX	...
8A	De'Jon Harris	5/-	XXX	...	XXX	XXX	XXX	XXX
45	Josh Harris	5/-	...	XXX	XXX	XXX	XXX	XXX
4	Keon Hatcher	5/2	XXX	XXX	START	START	...	XXX
9A	Cole Hedlund	6/-	XXX	XXX	XXX	XXX	XXX	XXX
81	Cody Hollister	6/3	START	XXX	XXX	XXX	START	START
78	Bijhon Jackson	6/-	XXX	XXX	XXX	XXX	XXX	XXX
74	Colton Jackson	5/3	START	START	START	...	XXX	XXX
34	K. Jackson	6/-	XXX	XXX	XXX	XXX	XXX	XXX
8B	Blake Johnson	1/-	XXX
32	Hayden Johnson	6/4	XXX	START	START	START	START	XXX
94	Taiwan Johnson	6/6	START	START	START	START	START	START
39	Byron Keaton	5/-	...	XXX	XXX	XXX	XXX	XXX
87	Jack Kraus	4/-	XXX	...	XXX	XXX	XXX	...
55	J. Ledbetter	6/6	START	START	START	START	START	START
99	Brandon Lewis	4/-	XXX	XXX	XXX	XXX
28	Josh Liddell	6/6	START	START	START	START	START	START
42	Connor Limpert	5/-	...	XXX	XXX	XXX	XXX	XXX
2B	Ryder Lucas	6/-	XXX	XXX	XXX	XXX	XXX	XXX
43	George Madden	1/-	XXX	...
84	D'Vone McClure	2/-	XXX	...	XXX	...
4A	Adam McFain	4/-	XXX	XXX	XXX	XXX
3C	C. McPherson	1/-	XXX	...

2016 Arkansas Razorbacks Football
Arkansas Games Played (as of Oct 10, 2016)
All games

##	PLAYER	GP-GS	LATECH	TCU	TXST	TAMU	ALCN	UA
79	Jalen Merrick	2/-	XXX	XXX
38	Reid Miller	6/-	XXX	XXX	XXX	XXX	XXX	XXX
7	Damon Mitchell	5/-	...	XXX	XXX	XXX	XXX	XXX
80	Drew Morgan	6/5	START	START	XXX	START	START	START
85	C. O'Grady	2/-	XXX	...	XXX	...
16	L. Pettway	5/-	...	XXX	XXX	XXX	XXX	XXX
3D	Tyler Phillips	2/-	XXX	XXX
11	Ryan Pulley	6/5	XXX	START	START	START	START	START
72	Frank Ragnow	6/6	START	START	START	START	START	START
76	Paul Ramirez	3/-	XXX	XXX	XXX	...
9	Santos Ramirez	5/4	START	START	START	START	...	XXX
10	Randy Ramsey	5/-	XXX	XXX	XXX	...	XXX	XXX
50	Jake Raulerson	6/6	START	START	START	START	START	START
3	Dominique Reed	6/2	XXX	START	START	XXX	XXX	XXX
30	K. Richardson	1/1	START
96	Karl Roesler	6/1	START	XXX	XXX	XXX	XXX	XXX
75	Zach Rogers	2/-	XXX	...	XXX	...
70	Dan Skipper	6/6	START	START	START	START	START	START
52	T.J. Smith	3/-	XXX	...	XXX	XXX
83	Jeremy Sprinkle	6/6	START	START	START	START	START	START
13	Deon Stewart	5/-	...	XXX	XXX	XXX	XXX	XXX
5B	Ty Storey	2/-	XXX	...	XXX	...
5	Henre' Toliver	6/6	START	START	START	START	START	START
24	Kody Walker	6/1	XXX	XXX	XXX	XXX	XXX	START
60	Brian Wallace	5/3	...	XXX	XXX	START	START	START
14	River Warnock	2/-	XXX	...	XXX	...
21	Dewwah Whaley	6/-	XXX	XXX	XXX	XXX	XXX	XXX
2A	Josh Williams	5/-	XXX	XXX	XXX	XXX	XXX	...
22	R. Williams	6/5	START	START	START	START	START	XXX
6	J. Winston	6/-	XXX	XXX	XXX	XXX	XXX	XXX
48	Deatrich Wise	6/6	START	START	START	START	START	START

2016 Arkansas Razorbacks Football
Arkansas Total Tackles Game-by-Game (as of Oct 10, 2016)
All games

Total Tackles	UA-A	Total	LATECH	TCU	TXST	TAMU	ALCN	UA
Brooks Ellis	20-22	42	2-4	8-5	4-3	2-2	0-4	4-4
Dre Greenlaw	20-16	36	2-5	4-4	5-1	7-4	1-2	1-0
Henre' Toliver	16-9	25	2-2	4-2	1-0	3-1	4-3	2-1
Deatrich Wise	9-15	24	1-6	2-2	1-1	2-4	2-1	1-1
Josh Liddell	13-11	24	3-2	1-2	0-2	3-1	4-2	2-2
J. Ledbetter	10-13	23	2-4	3-4	3-1	1-2	1-0	0-2
De'Andre Coley	11-10	21	1-0	2-2	1-1	0-1	4-3	3-3
Ryan Pulley	15-5	20	2-0	4-0	3-0	2-2	1-3	3-0
Santos Ramirez	14-5	19	4-3	5-0	1-1	4-1	DNP	-
De'Jon Harris	6-9	15	-	DNP	0-2	1-1	3-4	2-2
Taiwan Johnson	5-8	13	1-0	2-1	0-1	1-4	0-1	1-1
Tevin Benum	5-6	11	1-0	1-4	1-0	1-1	0-1	1-0
McTelvin Agim	4-5	9	0-2	2-2	1-0	-	1-1	-
Jared Collins	3-6	9	0-1	1-1	-	1-0	0-1	1-3
Brandon Lewis	2-6	8	DNP	DNP	1-3	-	1-1	0-2
Austin Capps	2-6	8	1-1	0-1	0-1	DNP	1-1	0-2
DJ Dean	1-6	7	DNP	-	0-1	-	0-2	1-3
Randy Ramsey	5-2	7	1-0	1-1	1-1	DNP	2-0	-
Josh Harris	4-3	7	DNP	-	1-1	-	2-1	1-1
K. Richardson	2-5	7	2-5	DNP	DNP	DNP	DNP	DNP
Dwayne Eugene	2-4	6	-	-	0-2	-	1-0	1-2
Ryder Lucas	2-3	5	-	2-0	0-1	0-1	0-1	-
T.J. Smith	1-3	4	DNP	DNP	0-1	DNP	1-2	-
J. Winston	1-2	3	-	-	0-1	-	1-1	-
Karl Roesler	2-1	3	-	-	1-1	1-0	-	-
Cody Hollister	3-0	3	-	-	-	-	1-0	2-0
Bijhon Jackson	1-2	3	-	-	0-1	-	1-1	-
Damon Mitchell	0-2	2	DNP	-	-	0-1	0-1	-
Khalia Hackett	0-2	2	0-1	0-1	DNP	DNP	DNP	DNP
Reid Miller	0-2	2	-	-	-	-	0-1	0-1
Byron Keaton	1-1	2	DNP	1-0	0-1	-	-	-
Matt Emrich	1-1	2	0-1	1-0	-	-	-	-
Nate Dalton	1-0	1	DNP	-	DNP	DNP	-	1-0
Connor Limpert	1-0	1	DNP	-	-	-	1-0	-
Jake Hall	1-0	1	DNP	-	-	-	-	1-0
Toby Baker	1-0	1	-	1-0	-	-	DNP	-
Colton Jackson	1-0	1	1-0	-	-	DNP	-	-
Keon Hatcher	1-0	1	-	-	-	-	DNP	1-0
Austin Cantrell	1-0	1	1-0	-	-	-	-	-
Adam McFain	0-1	1	0-1	DNP	DNP	-	-	-

2016 Arkansas Razorbacks Football
Arkansas Passing Game-by-Game (as of Oct 10, 2016)
All games

#8 Austin Allen	Comp	Att	Int	Pct	Yards	TD	Long	Sacked	Effic
LA Tech	20	29	2	69.0	191	2	18	4-26	133.26
TCU	17	29	0	58.6	223	3	25	1-6	157.35
TEXAS STATE	16	21	0	76.2	241	2	73	1-6	204.02
Texas A&M	28	42	0	66.7	371	2	44	1-9	156.58
Alcorn State	13	18	0	72.2	206	3	35	0-0	223.36
Alabama	25	48	3	52.1	400	3	57	7-53	130.21
TOTALS	119	187	5	63.6	1632	15	73	14-100	158.07
#5B Ty Storey	Comp	Att	Int	Pct	Yards	TD	Long	Sacked	Effic
TEXAS STATE	0	1	0	0.0	0	0	0	0-0	0.00
TOTALS	0	1	0	0.0	0	0	0	0-0	0.00

2016 Arkansas Razorbacks Football
Arkansas Rushing/Receiving Game-by-Game (as of Oct 10, 2016)
All games

RUSHING	No-Yds/TD	LATECH	TCU	TXST	TAMU	ALCN	UA
R. Williams	113-605/5	24-96/1	28-137/0	19-121/2	17-79/1	13-126/0	12-46/1
Dewwah Whaley	38-241/1	2-1/0	2-5/0	11-50/0	9-29/0	9-135/1	5-21/0
Kody Walker	31-110/1	6-24/0	7-19/0	7-23/1	5-23/0	2-6/0	4-15/0
Cody Hollister	2-48/1	-	-	-	-	2-48/1	-
T.J. Hammonds	5-29/1	DNP	DNP	-	DNP	5-29/1	DNP
Jared Cornelius	5-28/0	3-13/0	-	DNP	1-7/0	-	1-8/0
Dominique Reed	5-26/0	-	2-18/0	1-15/0	1--6/0	-	1--1/0
Damon Mitchell	6-14/0	DNP	-	2-2/0	-	4-12/0	-
C. McPherson	2-4/0	DNP	DNP	DNP	DNP	2-4/0	DNP
Team	3--4/0	1--2/0	1--1/0	DNP	1--1/0	-	DNP
Keon Hatcher	1--5/0	-	-	-	1--5/0	DNP	-
Drew Morgan	1--6/0	-	-	-	-	-	1--6/0
Ty Storey	1--7/0	DNP	DNP	-	DNP	1--7/0	DNP
Austin Allen	28--25/1	4--26/0	3-2/1	4-15/0	5--6/0	-	12--10/0

RECEIVING	No-Yds/TD	LATECH	TCU	TXST	TAMU	ALCN	UA
Jared Cornelius	19-408/4	1-13/1	2-17/0	DNP	7-126/1	4-106/2	5-146/0
Drew Morgan	33-344/1	5-47/0	7-93/1	3-28/0	9-86/0	4-47/0	5-43/0
Keon Hatcher	18-320/5	6-86/0	2-22/1	3-96/1	3-77/1	DNP	4-39/2
Jeremy Sprinkle	18-194/4	3-19/1	3-58/1	3-20/1	4-46/0	2-14/0	3-37/1
Cody Hollister	8-120/0	-	-	3-38/0	3-39/0	-	2-43/0
Dominique Reed	5-73/0	1-6/0	1-11/0	2-36/0	-	-	1-20/0
R. Williams	6-62/0	3-15/0	-	-	1--4/0	-	2-51/0
Austin Cantrell	5-46/0	1-5/0	1-4/0	1-12/0	-	1-14/0	1-11/0
Kody Walker	3-21/0	-	-	1-11/0	-	-	2-10/0
Hayden Johnson	1-18/0	-	1-18/0	-	-	-	-
Deon Stewart	1-15/0	DNP	-	-	-	1-15/0	-
L. Pettway	1-10/1	DNP	-	-	-	1-10/1	-
K. Jackson	1-1/0	-	-	-	1-1/0	-	-

2016 Arkansas Razorbacks Football
Arkansas Return Stats Game-by-Game (as of Oct 10, 2016)
All games

PUNT RETURNS	No-Yds	LATECH	TCU	TXST	TAMU	ALCN	UA
Drew Morgan	3-34	-	-	2-1	-	1-33	-
Jared Cornelius	4-34	1-0	2-35	DNP	1--1	-	-

KICK RETURNS	No-Yds	LATECH	TCU	TXST	TAMU	ALCN	UA
Dominique Reed	9-161	2-42	4-77	2-26	-	-	1-16
Deon Stewart	3-69	DNP	-	-	1-15	1-25	1-29
Drew Morgan	2-42	-	-	-	-	-	2-42
Team	1-4	-	-	DNP	-	1-4	DNP

INT. RETURNS	No-Yds	LATECH	TCU	TXST	TAMU	ALCN	UA
Ryan Pulley	1-25	-	-	1-25	-	-	-
Brooks Ellis	1-47	-	1-47	-	-	-	-
Henre' Toliver	1-70	-	-	-	-	1-70	-
Dre Greenlaw	1-3	1-3	-	-	-	-	-
Dwayne Eugene	1-8	-	-	-	-	-	1-8
Josh Liddell	1-2	-	-	-	-	1-2	-

FUMBLE RETURNS	No-Yds	LATECH	TCU	TXST	TAMU	ALCN	UA
----------------	--------	--------	-----	------	------	------	----

2016 Arkansas Razorbacks Football
Arkansas Sacks Game-by-Game (as of Oct 10, 2016)
All games

SACKS	UA-A	Total	LATECH	TCU	TXST	TAMU	ALCN	UA
Deatrich Wise	2-2	3.0	0.5-5	1.0-4	0.5-5	-	1.0-6	-
J. Ledbetter	1-3	2.5	0.5-5	0.5-3	1.5-15	-	-	-
Bijhon Jackson	1-1	1.5	-	-	0.5-6	-	1.0-13	-
Randy Ramsey	1-1	1.5	1.0-5	0.5-3	-	DNP	-	-
Taiwan Johnson	1-0	1.0	1.0-5	-	-	-	-	-
Karl Roesler	1-0	1.0	-	-	-	1.0-5	-	-
McTelvin Agim	1-0	1.0	-	1.0-8	-	-	-	-
Austin Capps	0-1	0.5	-	-	0.5-4	DNP	-	-
Brandon Lewis	0-1	0.5	DNP	DNP	0.5-5	-	-	-
J. Winston	0-1	0.5	-	-	0.5-5	-	-	-

2016 Arkansas Razorbacks Football
Arkansas Tackle For Loss Game-by-Game (as of Oct 10, 2016)
All games

TACKLES FOR LOSS	UA-A	Total	LATECH	TCU	TXST	TAMU	ALCN	UA
Deatrich Wise	3-2	4.0	0.5-5	1.0-4	0.5-5	1.0-3	1.0-6	-
Brooks Ellis	4-0	4.0	-	3.0-9	1.0-1	-	-	-
Taiwan Johnson	2-2	3.0	1.0-5	-	-	0.5-3	0.5-2	1.0-4
Brandon Lewis	1-3	2.5	DNP	DNP	0.5-5	-	1.5-3	0.5-0
J. Ledbetter	1-3	2.5	0.5-5	0.5-3	1.5-15	-	-	-
McTelvin Agim	2-1	2.5	-	1.0-8	-	-	1.5-4	-
Randy Ramsey	2-1	2.5	1.0-5	0.5-3	-	DNP	1.0-4	-
Bijhon Jackson	1-2	2.0	-	-	0.5-6	-	1.5-14	-
Josh Liddell	2-0	2.0	-	-	-	1.0-3	1.0-5	-
Dre Greenlaw	1-1	1.5	-	-	-	1.5-3	-	-
T.J. Smith	1-1	1.5	DNP	DNP	-	DNP	1.5-3	-
Karl Roesler	1-0	1.0	-	-	-	1.0-5	-	-
Henre' Toliver	1-0	1.0	1.0-1	-	-	-	-	-
Austin Capps	0-2	1.0	-	-	0.5-4	DNP	-	0.5-1
J. Winston	0-1	0.5	-	-	0.5-5	-	-	-
Jared Collins	0-1	0.5	-	-	-	-	-	0.5-1
De'Andre Coley	0-1	0.5	-	-	-	-	-	0.5-1
De'Jon Harris	0-1	0.5	-	DNP	-	-	0.5-1	-

2016 Arkansas Razorbacks Football
Arkansas Fumbles Game-by-Game (as of Oct 10, 2016)
All games

FUMBLES	No-Lost	LATECH	TCU	TXST	TAMU	ALCN	UA
Austin Allen	3-3	-	-	1-1	1-1	-	1-1
Kody Walker	1-0	-	-	-	-	-	1-0
Dominique Reed	1-1	-	-	-	1-1	-	-
Drew Morgan	1-0	1-0	-	-	-	-	-
Ty Storey	1-1	DNP	DNP	-	DNP	1-1	DNP
R. Williams	1-1	-	-	-	1-1	-	-
Deon Stewart	1-1	DNP	-	-	-	-	1-1

FUMBLES FORCED	Number	LATECH	TCU	TXST	TAMU	ALCN	UA
Randy Ramsey	2	1	-	-	DNP	1	-
De'Andre Coley	2	-	-	-	-	-	2
J. Ledbetter	1	-	1	-	-	-	-
Santos Ramirez	1	-	-	-	1	DNP	-
Deatrich Wise	1	-	-	-	-	1	-
De'Jon Harris	1	-	DNP	-	-	-	1

FUMBLES RECOVERED	Number	LATECH	TCU	TXST	TAMU	ALCN	UA
De'Andre Coley	2	-	-	-	-	1	1
Dre Greenlaw	2	-	1	-	1	-	-
Randy Ramsey	1	-	-	-	DNP	1	-
Ryan Pulley	1	-	-	-	-	-	1
Cody Hollister	1	-	-	-	1	-	-