



ARKANSAS RAZORBACKS

1 National Championship (1964) • 4 SEC West Division Titles • 55 All-Americans • 43 All-SEC First Team Selections

▶ GAME INFORMATION

Date..... Saturday, Nov. 5
Time..... 2:37 p.m. CT
Location..... Fayetteville, Arkansas
Stadium..... Donald W. Reynolds Razorback Stadium (72,000)
TV..... CBS
Play-By-Play..... Brad Nessler
Analyst..... Aaron Taylor
Sideline Reporter..... John Schriffen
Radio..... Razorback/IMG Sports Network
Play-By-Play..... Chuck Barrett
Analyst..... Keith Jackson
Sideline Analyst..... Quinn Grovey
National Radio..... Sports USA
Play-By-Play..... Aaron Goldsmith
Analyst..... Gary Barnett
Sirius/XM..... 83/190
Stats..... ArkansasRazorbacks.com (StatBroadcast)
Social..... @RazorbackFB

▶ RECORD BREAKDOWN

Overall..... 5-3
SEC..... 1-3
Home..... 4-1
Away..... 1-1
Neutral..... 0-1

▶ TABLE OF CONTENTS

Quick Facts/Player Quick Notes..... 2
Team/Individual Notes..... 3-11
Top 25 Polls/National Ranking Watch..... 3
QB Austin Allen..... 5
The Series vs. Florida..... 12
Head Coach Bret Bielema..... 13-14
Depth Chart..... 15
Roster..... 16-17
Pronunciations..... 17
Honors & Awards..... 18
Player Bios..... 19-30
The Last Time..... 31-33
Game-By-Game Stats..... 34
Scoring Drives..... 35
Supplemental Stats..... 36
Long Plays..... 37
2016 Recaps..... 38-45
Media Schedule..... 46

▶ THE MATCHUP



VS



RV/RV ARKANSAS RAZORBACKS (5-3, 1-3 SEC)

Head Coach: Bret Bielema (Iowa '92)

Record at Arkansas: 23-23 (4th Season)

Overall Record: 91-47 (11th Season)

NO. 10/9 FLORIDA GATORS (6-1, 4-1 SEC)

Head Coach: Jim McElwain (Eastern Washington '83)

Record at Florida: 16-5 (2nd Season)

Overall Record: 38-21 (5th Season)

▶ #RAZORFACTS

• Following a bye week after playing eight straight games to open the season, Arkansas returns to Donald W. Reynolds Razorback Stadium on Saturday, Nov. 5, for a 2:37 p.m. CT showdown against No. 10 Florida on CBS.

• The University of Arkansas will host SEC Nation, the SEC Network's traveling college football pregame show. It marks the third straight year SEC Nation has made its way to Fayetteville. Hosted by Maria Taylor, who is joined by analysts Tim Tebow, Marcus Spears and Paul Finebaum along with reporter Laura Rutledge, SEC Nation will be live from 9-11 a.m. CT on the lawn at Old Main.

• Florida will make its fourth trip in program history to Fayetteville and first since 2008. The Gators have been ranked in eight of the 10 previous all-time meetings against Arkansas.

• Saturday's contest will be the first meeting between the two schools since 2013. Florida owns a 9-1 advantage in the all-time series. Arkansas won the inaugural meeting 28-24 in 1982.

▶ FIVE KEY STORYLINES

• With 11 wins over its last 15 games dating back to last season, Arkansas will look to open the month of November with a win over a ranked team for the second consecutive season. The Razorbacks' 11 wins over their last 15 contests are the second-most in the SEC during that span. Arkansas is also 6-2 in the month of November over the past two seasons.

• Coming off a loss at No. 21 Auburn, Arkansas looks to return to its winning ways when it hosts Florida. The Razorbacks defeated No. 12 Ole Miss 34-30 in their last game at home. Arkansas has won eight consecutive games following an SEC loss dating back to the 2014 season.

• Arkansas will face its sixth ranked opponent this season, including its fourth straight. Florida will be the Razorbacks' ninth ranked SEC opponent since the start of the 2015 season. Saturday's contest will also mark the 24th time **HEAD COACH BRET BIELEMA** has faced a ranked opponent in 47 career games at Arkansas.

• The Razorbacks' three losses this season have come to No. 10 Texas A&M, No. 1 Alabama and No. 21 Auburn. Each of those three teams are currently ranked in the top 11 of the Associated Press Top 25 and have combined to post a 21-3 record. Their opponents' three losses have come against current No. 1 Alabama, No. 7 Texas A&M and No. 3 Clemson.

• **QB AUSTIN ALLEN** and **RB RAWLEIGH WILLIAMS III** have been one of the nation's top QB-RB tandems this season. Allen is averaging 256.0 yards per game through the air, while Williams is averaging 100.9 on the ground. Allen and Williams are one of just four QB-RB duos in the Power 5 conferences averaging at least 250 yards passing and 100 yards rushing per game this season.

Behind seven multi-passing touchdown games, **QB AUSTIN ALLEN** is tied for the SEC lead with 18 passing touchdowns.



▶ 2016 SCHEDULE AND RESULTS



LOUISIANA TECH
SEPT. 3
SEC Network
W, 21-20



AT NO. 15 TCU
SEPT. 10
ESPN
W, 41-38 (2OT)



TEXAS STATE
SEPT. 17
SEC Network Alt.
W, 42-3



NO. 10 TEXAS A&M
SEPT. 24
Arlington, Texas
ESPN
L, 45-24



ALCORN STATE
OCT. 1
Little Rock, Ark.
SEC Network Alt.
W, 52-10



NO. 1 ALABAMA
OCT. 8
ESPN
L, 49-30



NO. 12 OLE MISS
OCT. 15
ESPN
W, 34-30



AT NO. 21 AUBURN
OCT. 22
ESPN
L, 56-3



NO. 10 FLORIDA
NOV. 5
2:30 P.M. CT
CBS



NO. 15 LSU
NOV. 12



AT MISS. STATE
NOV. 19



AT MISSOURI
NOV. 25
1:30 P.M. CT
CBS



▶ QUICK FACTS

HEAD COACH BRET BIELEMA

| | |
|-------------------------|---------------------|
| Alma Mater..... | Iowa, 1992 |
| Record at Arkansas..... | 23-23 (4th Season) |
| Career Record..... | 91-47 (11th Season) |
| Bowl Appearances..... | 9 |

ASSISTANT COACHES

Sideline:

| | |
|------------------------|----------------------------|
| Dan Enos..... | Offensive Coordinator/QBs |
| Robb Smith..... | Defensive Coordinator |
| Kurt Anderson..... | Offensive Line |
| Vernon Hargreaves..... | Linebackers |
| Reggie Mitchell..... | Running Backs |
| Rory Segrest..... | Defensive Line/Specialists |
| Michael Smith..... | Wide Receivers |

Booth:

| | |
|----------------------|-----------------|
| Barry Lunney Jr..... | Tight Ends |
| Paul Rhoads..... | Defensive Backs |

TEAM INFORMATION

| | |
|--------------------------|--|
| 2015 Overall Record..... | 8-5 |
| SEC Record (Finish)..... | 5-3 (T-3rd West) |
| Bowl Game..... | W, 45-23 vs. Kansas State (Liberty Bowl) |
| Home Record..... | 4-3 |
| Road Record..... | 3-1 |
| Neutral..... | 1-1 |
| Base Offense..... | Multiple |
| Base Defense..... | 4-3 |
| Lettermen Returning..... | 53 (22 O, 28 D, 3 S) |
| Lettermen Lost..... | 22 (16 O, 6 D) |
| Starters Returning..... | 16 (5 O, 9 D, 2 S) |
| Starters Lost..... | 8 (6 O, 2 D) |

TEAM HISTORY

| | |
|------------------------------------|------------------------|
| First Season..... | 1894 |
| All-Time Record/Seasons..... | 707-483-40 (.591)/122 |
| All-Time Conf. Record/Seasons..... | 337-301-18 (.527)/102 |
| National Championships..... | 1, 1964 |
| Conference Championships..... | 13 (last: 1989) |
| SEC West Championships..... | 4 (last: 2006) |
| Bowl Appearances/Record..... | 41/15-23-3 (.402) |
| Conference Affiliations..... | SEC (1992-Pres.) |
| | SWC (1915-1991) |
| All-America Selections..... | 55 players, 64 times |
| All-SEC (First Team Only)..... | 43 players, 50 times |
| All-SWC (First Team Only)..... | 172 players, 236 times |

STADIUM INFORMATION

| | |
|------------------------|--------------------------------------|
| Name..... | Donald W. Reynolds Razorback Stadium |
| Location..... | Fayetteville, Ark. |
| Field Name..... | Frank Broyles Field |
| Capacity..... | 72,000 |
| First Game..... | Sept. 24, 1938 |
| Record at Stadium..... | 185-91-2 (.669) |

| | |
|------------------------|----------------------|
| Name..... | War Memorial Stadium |
| Location..... | Little Rock, Ark. |
| Capacity..... | 54,120 |
| First Game..... | Sept. 18, 1948 |
| Record at Stadium..... | 150-60-4 (.710) |

| | |
|------------------------|------------------|
| Name..... | AT&T Stadium |
| Location..... | Arlington, Texas |
| Capacity..... | 71,815 |
| First Game..... | Oct. 3, 2009 |
| Record at Stadium..... | 4-3 (.571) |

UNIVERSITY INFORMATION

| | |
|-------------------------|-------------------------|
| Location..... | Fayetteville, Ark. |
| Enrollment..... | 26,754 |
| Founded..... | 1871 |
| Colors..... | Cardinal and White |
| Chancellor..... | Dr. Joseph E. Steinmetz |
| Athletics Director..... | Jeff Long |

▶ PLAYER QUICK NOTES

QUARTERBACKS

- **AUSTIN ALLEN** is tied for the SEC lead in TD passes (18), thanks to seven multi-passing touchdown games.
- Leads the SEC and is T-5th in the FBS in red-zone TD passes (14).
- Has thrown for 200+ yards six times, including 371 vs. then-No. 10 Texas A&M and a career-high 400 vs. No. 1 Alabama.

RUNNING BACKS

- **RAWLEIGH WILLIAMS III** is the 48th Arkansas player since 1956 to amass 1,000 career rushing yards.
- Ranks 3rd in the SEC in runs for a first down or TD (38).
- T-2nd in the SEC in 100-yard rushing games (4) and T-3rd in 10-yard runs (22).

- **DEVWAH WHALEY** rushed for 135 yards and a TD in Arkansas' win over Alcorn State.
- Owns a 5.6 yards-per-carry average and 317 yards rushing on the season.
- Broke a 75-yard TD run against Alcorn State.

WIDE RECEIVERS

- **DREW MORGAN** leads the team and ranks 5th in the SEC in receptions (41).
- 5th Arkansas player since 1997 to record 40+ catches through the first eight games of a season.
- Has a reception in 22 straight games dating back to 2014.

- **KEON HATCHER** extended his streak to 26 consecutive games with a reception for a first down dating back to 2013.
- Had a streak of four straight games with a receiving TD and is tied for sixth in the SEC (5).
- Had two first-down receptions, including one on 4th down, during Arkansas' game-winning 4th quarter drive vs. Ole Miss.

- **JARED CORNELIUS** 16 of last 17 touches on offense have either resulted in a first down or a TD.
- Prior to Ole Miss, he became just the third player in program history with 100 yards receiving in three straight games.
- Ranks 3rd in the SEC in yards per catch (19.4), 9th in yards (465) and T-3rd in 25-yard catches (7).

- **DOMINIQUE REED** scored his first TD of the season against No. 12 Ole Miss on a 51-yard pass play.
- Scored a TD in six straight games in 2015, including all four SEC road games.
- Three of his eight receptions this season have gone for 20+ yards.

TIGHT ENDS

- **JEREMY SPRINKLE** has eight TD catches in his last 11 games dating back to 2015.
- Ranks 2nd in the SEC and T-6th nationally among tight ends with four TD grabs this season.
- Surpassed D.J. Williams for the program record for career receiving TDs by a tight end (11).

OFFENSIVE LINE

- **DAN SKIPPER** made his 42nd consecutive start on the offensive line at No. 21 Auburn.
- Blocked his seventh career kick, second of the season, against Alcorn State.
- Helped pave the way for the Razorbacks to rush for 200 yards against No. 12 Ole Miss.

- **FRANK RAGNOW** made his 21st consecutive start on the offensive line against No. 21 Auburn.
- Moved back to center against No. 10 Texas A&M after starting at right guard in the Texas State game.
- Gave Austin Allen a key push at the goal line on his 5-yard game-winning TD run in the second overtime at No. 15 TCU.

DEFENSIVE LINE

- **DEATRICH WISE JR.** has 10.0 sacks in his last 13 games.
- Cracked Arkansas' top 10 career list in sacks (16.0) and ranks 6th among SEC active career sack leaders.
- Leads the Razorbacks in tackles for loss this season (4.5).

- **JEREMIAH LEDBETTER** has logged at least a half-sack in six of his last 12 games, including four this season.
- Ranks 6th on the team in tackles (31).
- His 3.5 sacks this season lead the team and are tied for 18th in the SEC.

- **TAIWAN JOHNSON** has started 34 straight games.
- Has made at least 0.5 tackles for loss in six of his last 10 games, totaling 4.5 during that stretch.
- Has 16.0 career tackles for loss, good for 3rd among active Arkansas players.

LINEBACKERS

- **BROOKS ELLIS** leads the team and is T-7th in the SEC in tackles (57).
- Has led the team in tackles a team-best four times this season.
- Has made double-digit tackles seven times in his career.

DEFENSIVE BACKS

- **RYAN PULLEY** has started seven straight games.
- Leads the SEC and is T-7th in the FBS in pass breakups (10).
- Returned his 2nd career interception 25-yards for a TD against Texas State.

- **HENRE' TOLIVER** pulled in his 5th career interception against No. 12 Ole Miss in the 3rd quarter.
- Arkansas' active career leader in interceptions.
- Eclipsed the 100-career tackle mark with four against No. 12 Ole Miss.

SPECIALISTS

- **TOBY BAKER** ranks 7th nationally and second in the SEC with a 45.6 average.
- Has 16 punts of 50+ yards and has placed 11 inside the 20-yard line.
- Matched career-highs in punts (10) and yards (415) at No. 21 Auburn.

- **ADAM MCFAIN** booted through a career-high 54-yard FG at No. 21 Auburn.
- 1st 50-yard FG by an Arkansas kicker since Zach Hocker (54 yards) in 2013 and tied for the 8th-longest in school history.
- Also tied for the 4th-longest this season in the FBS and 2nd-longest in the SEC.



GAME NOTES

► A RAZORBACK WIN WOULD

- Make Arkansas bowl eligible for the third straight season.
- Give Arkansas its 12th win in its last 16 games dating back to 2015.
- Improve Coach Bielema's record to 24-23 at Arkansas and 92-47 all-time as a head coach.
- Give Arkansas its fifth win over a ranked team in the last eight opportunities, including three of six this season.
- Be Arkansas' second ever victory over Florida and its first in Fayetteville.

► WHAT TO WATCH FOR

THE RAZORBACKS

- Have scored 40 or more points in eight of their last 15 games.
- Have produced 400 or more yards of total offense in six of eight games this season.

QB AUSTIN ALLEN

- Has thrown for multiple touchdown passes in seven of eight games this season.
- Looks to become one of four Arkansas QBs to record multiple 400-yard passing games in his career.
- Looks to become one of three QBs in school history to have multiple 400-yard games in the same season.

LB BROOKS ELLIS

- Is one double-digit tackle game away from recording eight in his career (Last: Martrell Spaight, 2013-14).
- Is 36 tackles shy of 300 for his career, which would rank 16th all-time in school history.
- Looks to extend his streak of four-plus tackles to nine straight games and make it 17 of the last 18.

WR KEON HATCHER

- Is 11 yards shy of tying Hunter Henry for 16th all-time in school history in receiving yards.
- Is tied with teammate Drew Morgan for 15th all-time in school history with 114 career receptions.
- Is two receptions shy of tying Hunter Henry for 14th all-time in school history for career receptions.
- Is one TD reception away from tying Joe Adams and Richard Smith for 5th all-time in school history.
- Has a TD reception in four of the last six games played.
- Has a reception for a first down in 26 straight games dating back to 2014.

WR DREW MORGAN

- Needs one 100-yard receiving game to bring his season total to four and tie for third most in a season in school history.
- Needs one 100-yard receiving game to bring his career total to four and tie for 10th most in a career in school history.
- Is two receptions shy of tying Hunter Henry for 14th all-time in school history for career receptions.
- Has a reception in 22 straight games dating back to 2014.
- Has a reception of 15+ yards in 12 of the last 13 games dating back to last season.
- Is two TD receptions shy of tying Greg Childs for 12th all-time in school history with 15.
- Is 56 receiving yards shy of 1,500 career yards.

WR JARED CORNELIUS

- Needs one 100-yard receiving game to bring his season total to four and tie for third all-time in school history.
- Needs one 100-yard receiving game to bring his career total to four and tie for 10th most in a career in school history.

TE JEREMY SPRINKLE

- Is two TD receptions shy of tying Jim Benton and teammate Drew Morgan for 13th all-time with 13.

RB RAWLEIGH WILLIAMS III

- Arkansas is 5-0 when Williams breaks the 100-yard rushing barrier, including 4-0 this season.
- Has produced 75+ yards rushing in six of Arkansas' eight games this season.

► NATIONAL RANKINGS WATCH

| Date | Associated Press | Amway USA Today Coaches | FWAA-NFF Super 16 | CFP |
|-----------|------------------|-------------------------|-------------------|-----|
| Preseason | RV | RV | -- | -- |
| Sept. 7 | RV | RV | -- | -- |
| Sept. 11 | 24 | 24 | RV | -- |
| Sept. 18 | 17 | 18 | 16 | -- |
| Sept. 25 | 20 | 22 | RV | -- |
| Oct. 2 | 16 | 17 | 16 | -- |
| Oct. 10 | 22 | 22 | RV | -- |
| Oct. 16 | 17 | 17 | RV | -- |
| Oct. 23 | RV | RV | -- | -- |
| Oct. 30 | RV | RV | -- | -- |

► ASSOCIATED PRESS POLL

As of Oct. 30, 2016

| Rank | Team | Record | Points |
|------|----------------------|------------|-------------|
| 1 | Alabama (60) | 8-0 | 1524 |
| 2 | Michigan (1) | 8-0 | 1435 |
| 3 | Clemson | 8-0 | 1401 |
| 4 | Washington | 8-0 | 1369 |
| 5 | Louisville | 7-1 | 1262 |
| 6 | Ohio State | 7-1 | 1207 |
| 7 | Texas A&M | 7-1 | 1150 |
| 8 | Wisconsin | 6-2 | 1122 |
| 9 | Nebraska | 7-1 | 951 |
| 10 | Florida | 6-1 | 929 |
| 11 | Auburn | 6-2 | 927 |
| 12 | Oklahoma | 6-2 | 835 |
| 13 | Baylor | 6-1 | 693 |
| 14 | West Virginia | 6-1 | 620 |
| 15 | LSU | 5-2 | 586 |
| 16 | Utah | 7-2 | 506 |
| 17 | Western Michigan | 8-0 | 481 |
| 18 | North Carolina | 6-2 | 423 |
| 19 | Florida State | 5-3 | 409 |
| 20 | Penn State | 6-2 | 390 |
| 21 | Colorado | 6-2 | 375 |
| 22 | Oklahoma State | 6-2 | 355 |
| 23 | Virginia Tech | 6-2 | 345 |
| 24 | Boise State | 7-1 | 203 |
| 25 | Washington State | 6-2 | 139 |

Others receiving votes: Houston 65, USC 40, San Diego State 21, Troy 20, Tennessee 17, South Florida 10, **Arkansas 7**, Wyoming 5, Tulsa 3

Note: Bold denotes Arkansas and teams on its 2016 schedule.

► AMWAY COACHES POLL

As of Oct. 30, 2016

| Rank | Team | Record | Points |
|------|----------------------|------------|-------------|
| 1 | Alabama (63) | 8-0 | 1599 |
| 2 | Michigan | 8-0 | 1492 |
| 3 | Clemson (1) | 8-0 | 1488 |
| 4 | Washington | 8-0 | 1434 |
| 5 | Louisville | 7-1 | 1322 |
| 6 | Ohio State | 7-1 | 1269 |
| 7 | Texas A&M | 7-1 | 1207 |
| 8 | Wisconsin | 6-2 | 1147 |
| 9 | Florida | 6-1 | 1039 |
| 10 | Nebraska | 7-1 | 963 |
| 11 | Oklahoma | 6-2 | 907 |
| 12 | Auburn | 6-2 | 896 |
| 13 | Baylor | 6-1 | 810 |
| 14 | LSU | 5-2 | 652 |
| 15 | West Virginia | 6-1 | 642 |
| 16 | Utah | 7-2 | 523 |
| 17 | North Carolina | 6-2 | 500 |
| 18 | Western Michigan | 8-0 | 448 |
| 19 | Florida State | 5-3 | 432 |
| 20 | Colorado | 6-2 | 394 |
| 21 | Virginia Tech | 6-2 | 335 |
| 22 | Oklahoma State | 6-2 | 298 |
| 23 | Penn State | 6-2 | 296 |
| 24 | Boise State | 7-1 | 266 |
| 25 | Washington State | 6-2 | 146 |

Others receiving votes: Houston 111, Tennessee 38, San Diego State 36, South Florida 34, USC 28, **Arkansas 10**, Troy 7, Navy 6, Wyoming 5, Middle Tennessee 5, Appalachian State 4, Tulsa 3, Northwestern 3, Minnesota 2, **Ole Miss 1**, Pittsburgh 1, **Louisiana Tech 1**

Note: Bold denotes teams on Arkansas' 2016 schedule



UNCOMMON MENTALITY



► NOTING THE LAST 15 GAMES

| Team | Last 15 Games | Games vs. Ranked Teams |
|-------------------|---------------|------------------------|
| Alabama | 15-0 | 10 |
| Arkansas | 11-4 | 7 |
| Tennessee | 11-4 | 6 |
| Florida | 10-5 | 5 |
| Georgia | 10-5 | 5 |
| LSU | 10-5 | 4 |
| Texas A&M | 10-5 | 5 |
| Auburn | 9-6 | 7 |
| Ole Miss | 8-7 | 10 |
| Mississippi State | 8-7 | 3 |
| Kentucky | 6-9 | 1 |
| Vanderbilt | 6-9 | 3 |
| South Carolina | 5-10 | 5 |
| Missouri | 3-12 | 4 |

• A win would give **HEAD COACH BRET BIELEMA** his 12th victory in the last 16 games. The Razorbacks won 12 of Bielema's first 31 games at Arkansas.

• Seven of Arkansas' last nine SEC games have been against ranked opponents, including all five this season. Florida marks the 23rd ranked SEC opponent Arkansas has faced in the last four seasons out of a possible 29. Out of those 23 ranked SEC opponents, 10 have been in the top 10.

• It is the third time in four seasons under Bielema that Arkansas has played four straight ranked opponents.

► ELLIS A FINALIST FOR "ACADEMIC HEISMAN"

• Senior **LB BROOKS ELLIS** was named a NFF National Scholar-Athlete and one of 12 finalists for the 2016 William V. Campbell Trophy. Considered by many to be the "Academic Heisman," the award recognizes an individual as the absolute best football scholar-athlete in the nation. Ellis and the 11 other finalists will each receive an \$18,000 postgraduate scholarship. Selected from a nationwide pool of 156 exceptional semifinalists among all NCAA divisions and the NAIA, Ellis is the only student-athlete in the SEC to be selected as an NFF National Scholar-Athlete.

► AGAINST THE BEST

• Saturday's game marks Arkansas' seventh of nine contests against opponents who played in a bowl game last season. The Razorbacks currently have the seventh-toughest remaining schedule in college football per ESPN.com's College Football Power Index.

► TIME OF POSSESSION

• Arkansas leads the SEC and ranks third nationally in time of possession per game (35:18.63). The Razorbacks have led the SEC in time of possession each of the last two seasons. **HEAD COACH BRET BIELEMA** is 69-27 all-time when his team wins the time of possession battle. Arkansas has possessed the ball longer than its opponent in 17 of its last 22 contests. The Razorbacks are averaging an 11-minute, 15-second advantage in possession time against its opponents this season.

• Arkansas is 5-0 under Coach Bielema when possessing the ball for 40 or more minutes:

| Opponent | Score | TOP | Year |
|--------------------|-------------|-------|------|
| No. 12 Ole Miss | W, 34-30 | 40:38 | 2016 |
| Missouri | W, 28-3 | 40:15 | 2015 |
| at No. 18 Ole Miss | W, 53-52 OT | 41:03 | 2015 |
| Texas | W, 31-7 | 41:10 | 2014 |
| at Texas Tech | W, 49-28 | 40:39 | 2014 |

► MULTIPLE SCORING THREATS

• A total of 12 different Arkansas players have scored either a rushing or receiving TD this season (two have scored both). In addition, 13 players have made a catch, nine have made multiple catches, and seven have caught TD passes this season.

► 42 CONSECUTIVE STARTS AND COUNTING

• Senior **OL DAN SKIPPER** has made 42 consecutive starts dating back to the 2013 season. That mark is the second-longest in school history.

► 2016 RAZORBACK TRENDS

| | |
|---|-----|
| Overall | 5-3 |
| vs. SEC | 1-3 |
| Non-Conference..... | 4-0 |
| Home | 4-1 |
| Away | 1-1 |
| Neutral | 0-1 |
| Day Games | 2-1 |
| Night Games (6 p.m. start or later) | 3-2 |
| vs. Top 25 teams..... | 2-3 |
| TV games..... | 5-3 |
| on SEC Network..... | 1-0 |
| on SEC Network-Alternate..... | 2-0 |
| on ESPN..... | 2-3 |
| on ESPN2..... | 0-0 |
| on ESPNU..... | 0-0 |
| on CBS..... | 0-0 |
| on ABC..... | 0-0 |

OFFENSE

| | |
|--|-----|
| When scoring first | 4-1 |
| When opponents score first | 1-2 |
| When leading at halftime..... | 3-0 |
| When trailing at halftime | 0-2 |
| When tied at halftime..... | 2-1 |
| When leading after third quarter | 4-0 |
| When trailing after third quarter | 1-3 |
| When tied after third quarter | 0-0 |
| In overtime games | 1-0 |
| When scoring less than 20 points..... | 0-1 |
| When scoring 20+ points..... | 2-2 |
| When scoring 30+ points..... | 4-1 |
| When scoring 40+ points..... | 3-0 |
| When allowing less than 20 points..... | 1-0 |
| When allowing 20+ points | 2-3 |
| When allowing 30+ points | 2-3 |
| When rushing for <100 yards | 0-2 |
| When rushing for 100+ yards..... | 4-1 |
| When rushing for 200+ yards..... | 3-0 |
| When passing for 200+ yards..... | 4-2 |
| When passing for 250+ yards..... | 0-2 |
| When passing for 300+ yards..... | 0-2 |
| When totaling < 300 yds total offense..... | 1-1 |
| When gaining 300+ yds total offense | 4-2 |

DEFENSE

| | |
|--|-----|
| When allowing < 100 yds rushing..... | 2-0 |
| When allowing 100+ yds rushing..... | 3-3 |
| When allowing 200+ yds rushing | 0-3 |
| When allowing < 200 yds passing..... | 2-1 |
| When allowing 200+ yards passing | 3-2 |
| When allowing 250+ yards passing | 2-1 |
| When allowing 300+ yards passing | 1-0 |
| When allowing < 300 yds total offense..... | 2-0 |
| When allowing 300+ yds total offense | 3-3 |
| When having a 100-yard rusher..... | 4-0 |
| When opp. have a 100-yard rusher..... | 0-3 |
| When having no turnovers..... | 1-0 |
| When having less than 3 turnovers..... | 5-1 |
| When having 3 or more turnovers..... | 0-2 |
| When having no takeaways | 0-1 |
| When having < 3 takeaways | 4-2 |
| When having 3 or more takeaways | 1-1 |
| When having more than 30:00 TOP | 4-3 |
| When having less than 30:00 TOP..... | 1-0 |

AUSTIN ALLEN

► AT A GLANCE

- Has completed 62.2 percent of his passes (155 of 249) for 2,048 passing yards and 18 TDs against seven interceptions.
- His 18 passing TDs are tied for the SEC lead.
- Is one of three SEC QBs and one of 11 Power 5 QBs to total 2,000+ passing yards and at least 18 TD passes this season.
- Has thrown for 200+ yards in six games, including 371 vs. then-No. 10 Texas A&M and a career-high 400 vs. No. 1 Alabama.
- Is the only SEC QB and one of 10 Power 5 QBs with at least six games of 200+ passing yards and multiple TD passes.
- His 2.6:1 TD-INT ratio ranks second among SEC QBs with double-digit TD passes.
- His 319.3 passing yards per game against current AP Top 25 opponents ranks second in the SEC and seventh in the FBS.
- His 296.8 yards per game against SEC opponents ranks second in the SEC.
- Has thrown for 958 yards and five TDs against current AP Top 25 opponents to rank third and tied for ninth in the FBS.
- Ranks second in the SEC and tied for 21st in the FBS with 89 completions of 10+ yards.
- Ranks second in the SEC and tied for 17th in the FBS with 55 completions of 15+ yards.
- Ranks second in the SEC and tied for 28th in the FBS with 93 completions for a first down.
- Tied for third in the SEC in TD passes against conference opponents (8).

► MULTIPLE TD PASSES

- Is one of seven Power 5 QBs with seven or more multi-TD pass games this season.
- Became the only QB in Arkansas history with multiple TD passes in each of the first seven games of a season.
- Became one of four SEC QBs since 2000 to toss multiple TD passes in each of the first seven games of a season.
- Other QBs to accomplish that feat were Kenny Hill (TAMU, 2014), Andre Woodson (UK, 2007), Rex Grossman (UF, 2001).

► AMONG THE ARKANSAS GREATS

- Is the fourth QB in school history to pass for 400 yards in a single game.
- Became the first QB in school history to throw 18 TD passes in the first seven games of a season.
- Is one of three QBs in school history to throw 18 TD passes in the first eight games of a season.
- Became the first QB to throw three TD passes in three straight games (Weeks 5-7) since Ryan Mallett in 2010.
- His 2,048 passing yards are the fifth-most in school history through the first eight games of a season.
- Became one of just four QBs in Arkansas history to throw at least one TD pass in each of the first seven games of a season.
- Threw 146 straight passes without an interception, surpassing Ryan Mallett for second in school history.

► IN THE RED ZONE

- Has completed 55.0 percent of his passes (22 of 40) for 202 yards and 14 TD inside the red zone.
- Leads the SEC and is tied for fifth in the FBS with 14 red-zone TD passes.
- Ranks second in the FBS in percentage of red zone pass attempts for a TD at 35 percent (min. 40 red zone passing attempts).

► MORE NOTABLES

- Davey O'Brien Award and Manning Award candidate.
- Has helped the team surpass 400 yards of total offense in six games.
- Is one of 13 Power 5 QBs to throw three or more TD passes in a game at least four times this season.
- Is one of five QBs since 2007 to throw for 400+ yards against Alabama.
- Other QBs were Chad Kelly (UM, 2016), Deshaun Watson (CU, 2016), Nick Marshall (AU, 2014), Johnny Manziel (TAMU, 2013).
- Led the Razorbacks to a 34-30 win over No. 12 Ole Miss.
- Went 19-of-32 passing for 229 yards and three TDs against a Rebel defense that had allowed only two passing TDs.
- His 400 passing yards against No. 1 Alabama are the most by an Arkansas QB in school history against the Crimson Tide.
- Ranks third in the SEC with a 137.5 fourth-quarter passer rating among QBs with 30 or more fourth-quarter attempts.
- Has orchestrated three fourth-quarter TD drives to either tie or take the lead this season.
- Went 13-of-15 passing for 144 yards with two TDs on those fourth-quarter drives.
- His 96 second-half QBR at No. 15 TCU was the best second-half against the Horned Frogs in 10 years.

► IN THE RANKINGS

| Category | Stat | FBS Rank | SEC Rank |
|-----------------------|-------|----------|----------|
| Completion Percentage | 62.2 | 42 | 3 |
| Passing Yards | 2,048 | 30 | 3 |
| Yards/Attempt | 8.2 | T-29 | 3 |
| TDs | 18 | T-16 | T-1 |
| Rating | 149.6 | 24 | 2 |
| Yards/Game | 256.0 | 33 | 3 |



► BY THE NUMBERS

18

TOUCHDOWN
PASSES

319.3

PASSING YARDS
PER GAME VS. AP TOP 25

296.8

PASSING YARDS
PER GAME VS. SEC TEAMS

7

MULTI-TD
PASSING GAMES

14

RED ZONE
TD PASSES

6

200+ YARD
PASSING GAMES



UNCOMMON MENTALITY

5



► THE ENOS EFFECT

• In 2015, **DAN ENOS'** first season at the helm of the offense, Arkansas threw for 3,000 yards and rushed for 2,000 yards for the first time in the same season. The Razorbacks totaled 467 points last season, which were the most in a single season since 2011 (478), while 305 first downs were a school record. Additionally, Arkansas led the SEC with 34.4 points per conference game. Arkansas averaged 46.3 points over the last seven games of the season, nearly 10 points more than any other SEC program over its final seven contests. The Razorbacks also scored 50+ points four times over the final six regular season games, breaking the previous program single-season record of three set in 1910, 1916 and 2007.

► RACKING UP POINTS

• Since 2015, Arkansas has scored 30 or more points 12 times (10-2 in those games), ranking third in the SEC during that span, and has scored 40 or more points nine times (8-1 in those games), tying for the SEC lead with Ole Miss during that span.

► PASS HOGS PASS

• With **DAN ENOS** at the helm of the offense, Arkansas has scored a passing TD in 18 games, which is tied with Alabama for fourth in the SEC. The Razorbacks have also thrown for 200 or more yards 15 times since Enos' arrival, going 10-5 in those contests.

► OFFENSIVE PRODUCTION IN 2016

• Through eight games in 2016, Arkansas has put together 3,334 yards of total offense, including 400 or more yards in six games, produced 247 total points, and topped the 30-point plateau five times.

ARKANSAS' OFFENSIVE PRODUCTION (2014-PRES.)

| Category | 2016 (SEC Rank) | 2015 (SEC Rank) | 2014 (SEC Rank) |
|-----------------|-----------------|-----------------|-----------------|
| Total Offense | 416.8 (8) | 465.5 (2) | 406.0 (8) |
| Scoring Offense | 30.9 (6) | 35.9 (2) | 31.9 (7) |
| Passing Offense | 256.4 (3) | 268.2 (3) | 188.0 (11) |
| Rushing Offense | 160.4 (12) | 197.3 (4) | 218.0 (5) |
| Total Yards | 3,334 (7) | 6,051 (3) | 5,278 (8) |
| Yards/Play | 5.8 (9) | 6.83 (2) | 5.76 (8) |
| First Downs | 185 (5) | 305 (3) | 288 (7) |

► POUND HOGS POUND

• Arkansas is 105-60 since 2000 when rushing for more than 100 yards in a game. The Razorbacks have also rushed for a TD in 119 games during that span, going 82-37 in those contests.

• Arkansas has scored a rushing touchdown in 39 of 46 games under Bielema (2013-pres.) which ranks third in the SEC during that span. The Razorbacks have also logged 100 or more yards in 39 games since 2013, ranking fourth in the SEC. Of those 39 games, 22 of them have been at home, resulting in a 15-7 record. Under Bielema, Arkansas is 22-17 when a Razorback hits the century mark.

• Arkansas has rushed for 200 or more yards in 22 games since 2013, ranking sixth in the conference and posting a 15-7 record in those games.

► MOVING THE CHAINS

• Arkansas ranks fifth in the SEC with 185 first downs this season and have converted more first downs than its opponent in six of its eight games. One of the keys to Arkansas' success on offense is its ability to produce plays that result in 10 or more yards from the line of scrimmage. The Razorbacks have manufactured 131 plays that gained at least 10 yards this season, which also ranks fifth in the league. Last season the Razorbacks were able to rip off 209 plays of 10 or more yards, which ranked fourth in the SEC.

► GOING FOR TWO

• Since the hiring of **OC DAN ENOS**, Arkansas has been successful on five of its six two-point conversion attempts over the last two years.

► J-RED LEADING THE WAY

• Junior **WR JARED CORNELIUS** has been a menace to opposing defenses this season. Cornelius has totaled a team-best 465 yards receiving on 24 receptions, despite missing the Texas State game with a sore back. The 465 yards rank ninth in the SEC, while his 19.4 yards-per-reception average ranks third in the conference and ranks 19th nationally.

► ZERO TO 100

• Prior to 2016, **JARED CORNELIUS** had never totaled 100 or more yards receiving in a single game. After logging 100+ yards through the air in Weeks 4, 5 and 6, Cornelius matched a 20-year old school record of three straight 100-yard receiving games. The Razorbacks' top wide receiver totaled a career-high 146 yards on five receptions against No. 1 Alabama in Week 6 to join former Razorbacks Anthony Lucas (1996) and Mike Reppond (1971) as the only three players in school history to accomplish that feat. He followed up that performance with three catches for 40 yards and lifted the Razorbacks to a 34-30 victory over No. 12 Ole Miss with a 6-yard TD run late in the fourth quarter.

• His three games over the century mark through the air are tied for the SEC lead, and he is one of four SEC receivers with two 100-yard receiving efforts in conference play.

► MR. OCTOBER

• With 14 catches for 309 yards and two TDs in Weeks 5-8, no SEC receiver was more productive in the month of October than Cornelius as his 309 yards receiving were tops in the conference during that span.

► A BIG-PLAY PASS-CATCHER

• **JARED CORNELIUS** has a reception in 23 of 29 career games played, including multiple receptions in 20 games. An impressive 20 of his 24 receptions this season have produced a first down or TD. Even more impressive, he has moved the chains on each 14 of his last 15 grabs.

• Cornelius is tied for third in the SEC in catches of 15+ yards (14), ranks second in 20+ yard receptions (11), tied for third in 25+ yard grabs (7) and is tied for fifth in 30+ yard catches (5). His 20+ yard grab against No. 12 Ole Miss pushed his career total to 19, including 17 over the past two seasons.

► FINDING THE END ZONE

• Not only has **JARED CORNELIUS** been able to rack up yards, but he's found the end zone four times through the air, as well as once on the ground during the process in 2016. Two of his scoring grabs this season came in Week 5 against Alcorn State. It was the second multi-TD performance of his career. Dating back to 2015, Cornelius has scored a TD in eight of his last 12 contests with six through the air and three on the ground.

► MORGAN A RELIABLE TARGET

• **WR DREW MORGAN** has paced the Razorbacks in receptions five times this season, continuing to show why he has been one of the Razorbacks' most reliable targets over the last two years. Morgan hauled in four passes for 42 yards in Week 8, improving his season totals to a team-best 41 receptions for 420 yards. Only five Arkansas players since 1997 have recorded 40 or more receptions through the first eight games of a season.

RAZORBACKS WITH 40 OR MORE CATCHES - FIRST 8 GAMES (SINCE 1997)

| Rank | Player | Year | Receptions |
|------|--------------------|-------------|------------|
| 1 | Cobi Hamilton | 2012 | 58 |
| 2 | Greg Childs | 2010 | 46 |
| 3 | Jarius Wright | 2011 | 44 |
| 4 | Drew Morgan | 2016 | 41 |
| 5 | Anthony Eubanks | 1997 | 40 |

• Morgan's 41 receptions rank fifth in the SEC, while his 25 catches for a first down rank third. He joins Texas A&M's Christian Kirk and Mississippi State's Fred Ross as the only three receivers in the SEC to record three or more receptions in eight games this season.



► HATCHER SHINING IN SENIOR CAMPAIGN

• With 28 receptions for 435 yards and five TDs through seven games played this season, **WR KEON HATCHER** is off to one of the best starts of his career, despite missing the Alcorn State game with a sore hamstring.

• 19 of Hatcher's 28 catches have resulted in a first down, while 13 have produced 15+ yards, which ties for sixth in the SEC. Hatcher's 435 yards receiving rank 14th in the SEC, while his five TDs are tied for sixth. He also has 16 catches for 311 yards and three TDs in the first half of games this season. The 311 first-half yards rank fifth in the SEC. Hatcher eclipsed 1,500 career receiving yards (1,558) in Week 8 when he hauled in seven passes for 81 yards.

HATCHER'S LAST NINE GAMES (2015-PRES.)

| Date | Opp. | Rec. | Yds. | TD |
|---------------|------------------|-----------|------------|----------|
| 10/22/16 | at No. 21 Auburn | 7 | 81 | 0 |
| 10/15/16 | No. 12 Ole Miss | 3 | 34 | 0 |
| 10/9/16 | No. 1 Alabama | 4 | 39 | 2 |
| 9/24/16 | No. 10 Texas A&M | 3 | 77 | 1 |
| 9/17/16 | Texas State | 3 | 96 | 1 |
| 9/10/16 | at No. 15 TCU | 2 | 22 | 1 |
| 9/3/16 | LA Tech | 6 | 86 | 0 |
| 9/12/15 | Toledo | 7 | 92 | 0 |
| 9/5/15 | UTEP | 6 | 106 | 2 |
| Totals | | 41 | 633 | 7 |

► LOOKING TO JOIN ARKANSAS' GREATS

• With 16 career TD receptions, **WR KEON HATCHER** is just one TD reception away from entering Arkansas' top five all-time in school history.

ARKANSAS CAREER RECEIVING TD LEADERS

| Rank | TDs | Player | Years |
|----------|-----------|---------------------|-------------------|
| 1 | 27 | Marcus Monk | 2004-07 |
| 2 | 24 | Jarius Wright | 2008-11 |
| 3 | 23 | Anthony Lucas | 1995-99 |
| 4 | 18 | Cobi Hamilton | 2009-12 |
| T-5 | 17 | Joe Adams | 2008-11 |
| T-5 | 17 | Richard Smith | 2000-03 |
| 7 | 16 | Keon Hatcher | 2012-Pres. |

► SPRINKLE SETS TIGHT END TD RECORD

• A John Mackey Award candidate, **TE JEREMY SPRINKLE** made three receptions for 37 yards and a TD against No. 1 Alabama, surpassing 2010 John Mackey Award winner D.J. Williams to become Arkansas' all-time leader in TD receptions by a tight end with 11.

• A preseason All-SEC choice by the league's media and coaches, Sprinkle has caught 20 passes for 215 yards and four TDs this season. Among tight ends, his four TD catches rank second in the SEC and tie for sixth in the FBS. He has reeled in a TD pass in four of Arkansas' eight games this season and has totaled eight through his last 11 games dating back to 2015.

• For his career, Sprinkle has caught 58 passes for 756 yards and 11 TDs. Of Sprinkles 58 receptions, 39 have resulted in either a first down or a TD for a conversion rate of 67.2 percent. His 11 career receiving TDs are the second-most among active SEC tight ends.

► RECEIVING CORPS AT A GLANCE

• The Razorbacks' top five active receivers have turned in some incredible performances during their careers, contributing largely to Arkansas' successful passing attack.

ARKANSAS' TOP 5 ACTIVE RECEIVERS - CAREER STATS

| Player | Years | 100-Yard Games | Receptions | Yards | TDs |
|-----------------|------------|----------------|------------|--------------|-----------|
| Keon Hatcher | 2012-Pres. | 2 | 114 | 1,558 | 16 |
| Drew Morgan | 2013-Pres. | 3 | 114 | 1,444 | 13 |
| Jeremy Sprinkle | 2013-Pres. | 0 | 58 | 756 | 11 |
| Jared Cornelius | 2014-Pres. | 3 | 66 | 1,070 | 9 |
| Dominique Reed | 2015-Pres. | 1 | 36 | 673 | 7 |
| Totals | | 9 | 388 | 5,501 | 56 |

► SEC ACTIVE CAREER TD LEADERS

• Arkansas has one of the SEC's best receiving units as three Razorbacks rank among the top 10 of the conferences' active career leaders in TD receptions.

SEC ACTIVE LEADERS - CAREER TD RECEPTIONS

| Rank | Player | Team | Years | TD |
|-------------|------------------------|-------------------|----------------|-----------|
| 1 | Josh Reynolds | Texas A&M | 2014-16 | 24 |
| 2 | Fred Ross | Mississippi State | 2013-16 | 17 |
| 3 | Keon Hatcher | Arkansas | 2012-16 | 16 |
| T-4 | Malachi Dupre | LSU | 2014-16 | 13 |
| T-4 | Travin Dural | LSU | 2013-16 | 13 |
| T-4 | Evan Ingram | Ole Miss | 2013-16 | 13 |
| T-4 | Christian Kirk | Texas A&M | 2015-16 | 13 |
| T-4 | Drew Morgan | Arkansas | 2014-16 | 13 |
| 9 | Calvin Ridley | Alabama | 2015-16 | 12 |
| T-10 | Quincy Adebeyejo | Ole Miss | 2013-16 | 11 |
| T-10 | Jeremy Sprinkle | Arkansas | 2013-16 | 11 |

► 100-CAREER CATCH MARK

• **WR DREW MORGAN** and **WR KEON HATCHER** each eclipsed 100 catches for their career this season. Morgan and Hatcher are two of just 10 active SEC players with at least 100 career receptions.

| Rank | Player | Seasons | Team | Receptions |
|------------|---------------------|-------------------|-------------------|------------|
| 1 | Fred Ross | 2013-Pres. | Mississippi State | 176 |
| 2 | Evan Ingram | 2013-Pres. | Mississippi | 146 |
| 3 | Christian Kirk | 2015-Pres. | Texas A&M | 134 |
| 4 | Josh Reynolds | 2014-Pres. | Texas A&M | 133 |
| 5 | Calvin Ridley | 2015-Pres. | Alabama | 132 |
| T-6 | Keon Hatcher | 2012-Pres. | Arkansas | 114 |
| T-6 | Drew Morgan | 2014-Pres. | Arkansas | 114 |
| 8 | Ricky Seals-Jones | 2013-Pres. | Texas A&M | 110 |
| 9 | Ardarius Stewart | 2014-Pres. | Alabama | 103 |
| 10 | Ryan Timmons | 2013-Pres. | Kentucky | 101 |

► AMONG THE SEC LEADERS IN 2016

• Arkansas is the only school in the SEC through nine weeks in 2016 to have at least three receivers among the league's top 15 in total receiving yards.

| Player | Yards | SEC Rank |
|-----------------|-------|----------|
| Jared Cornelius | 465 | 9 |
| Keon Hatcher | 435 | 14 |
| Drew Morgan | 420 | 15 |



► RUN RAWLEIGH RUN

• **RAWLEIGH WILLIAMS III** ranks fourth in the SEC with 807 yards rushing this season. He is tied for second in the conference with four games of 100 or more yards on the ground, helping Arkansas to a 4-0 record in those contests. His career-high 180 yards rushing against No. 12 Ole Miss were the most by a Razorback in an SEC game since Knile Davis in 2010.

► APPROACHING 1,000

• With 807 rushing yards through eight games and with four games ahead of him, **RAWLEIGH WILLIAMS III** is on pace to become the 13th player in Arkansas history to reach 1,000 rushing yards in a season.

• If Williams reaches 1,000 rushing yards, it would mean that the Razorbacks would have four straight years with a 1,000-yard rusher, by three different players.

► IN THE SEC RANKINGS

RAWLEIGH WILLIAMS III AMONG SEC RUSHERS (2016)

| Category | Stat | SEC Rank |
|-----------------------|-------|----------|
| Rushing Attempts | 153 | 2 |
| Rushing Yards | 807 | 4 |
| Rushing TDs | 5 | T-13 |
| Rushing Attempts/Game | 19.1 | 3 |
| Rushing Yards/Game | 100.9 | 4 |
| 100+ Yard Games | 4 | T-2 |
| First Downs | 38 | 3 |
| 10+ Yards | 22 | T-3 |
| 20+ Yards | 8 | T-3 |

► MULTIPLE 100-YARD RUSHERS

• For the 39th time in school history, the Razorbacks produced multiple 100-yard rushers in the same game as freshman **RB DEVWAH WHALEY** (135) and sophomore **RB RAWLEIGH WILLIAMS III** (126) both topped the century mark on the ground against Alcorn State in Week 5. It marked Whaley's first 100-yard effort of his career and the fourth ever for Williams.

• Arkansas totaled 353 yards on the ground en route to a convincing 52-10 win over Alcorn State for the program's 150th victory at War Memorial Stadium. It was Arkansas' highest rushing total in two years (438 at Texas Tech on Sept. 13, 2014). The Razorbacks averaged 9.3 yards/rush, the eight-best average in a game in program history.

► TRIPLE-DIGIT TRIO

• Not only did Whaley and Williams eclipse the 100-yard mark, but **WR JARED CORNELIUS** hauled in four passes for 106 yards and two TDs in Week 5. It marked the eighth time in school history that Arkansas has produced multiple 100-yard rushers and one 100-yard receiver in the same game, and it was the first time since the Razorbacks win at Tennessee on Oct. 3, 2015. Prior to last season, the last time Arkansas had multiple players top the 100-yard rushing barrier and one player reel in 100-yards through the air in the same game was on Sept. 18, 2004 - Rushing: DeCori Birmingham (127), DeArrius Howard (109); Receiving: Steven Harris (133).

► WHALEY BREAKS FREE

• **RB DEVWAH WHALEY** broke through to the end zone on a 75-yard run against Alcorn State in Week 5. The 75-yard TD run was the longest scoring rush by a freshman running back in school history since Felix Jones scored from 80-yards out against Missouri State on Sept. 3, 2005. It is Arkansas' longest play of the season and its longest run from scrimmage since Alex Collins' 80-yard touchdown run at No. 9 LSU on Nov. 14, 2015. The 135 yards were the most by an Arkansas freshman since Collins' 172 in 2013 against Samford.

► MCFAIN SHOWS RANGE

• **K ADAM MCFAIN** converted a 54-yard field goal attempt at No. 21 Auburn. The 54-yard field goal is tied for the eighth-longest in school history and longest since Zach Hocker's 54-yard field goal at Mississippi State on Nov. 23, 2013.

• The field goal is also tied for the fourth-longest this season in the FBS and second-longest in the SEC. Since taking over place-kicking duties for the Razorbacks against No. 1 Alabama, McFain is 4-for-4 on field goal attempts and 7-for-7 on extra point attempts.

► SKIPPER'S BLOCK PARTY

• **OL DAN SKIPPER** added another blocked kick to his resume when he got his hand on a 41-yard attempt in the fourth quarter against Alcorn State in Week 5 and is now two blocked kicks away from tying the FBS record for career blocked kicks.

• Earlier this season, Skipper used his 6-10, 319-pound frame to block No. 15 TCU's 28-yard field goal try with 10 seconds remaining, sending the game into OT on Sept. 10. It was the first by an FBS team in the fourth quarter of a tie game against a ranked opponent since Georgia Tech in 2015 against Florida State.

SKIPPER'S CAREER BLOCKED KICKS (2013-PRES.)

| Date | Opponent | Surface | Blocks |
|--------------|--------------------|---------|----------|
| 10/1/16 | Alcorn State | Turf | 1 |
| 9/10/16 | at No. 15 TCU | Grass | 1 |
| 09/12/15 | Toledo | Turf | 1 |
| 11/28/14 | at No. 14 Missouri | Turf | 1 |
| 09/21/13 | at Rutgers | Turf | 1 |
| 10/05/13 | at Florida | Grass | 1 |
| 11/23/13 | Mississippi State | Turf | 1 |
| Total | | | 7 |

► REMAINING DISCIPLINED

• Remaining disciplined has been a staple of **HEAD COACH BRET BIELEMA'S** coaching career. In six of the past seven years, Bielema-coached teams have ranked in the top 30 nationally in fewest penalties per game. The Razorbacks rank fifth in the SEC and tied for 37th in the FBS with 5.4 penalties per game this season.

PENALTIES PER GAME - BIELEMA-COACHED TEAMS (2009-15)

| Year | Penalties/Game | Conference Rank | National Rank |
|------|----------------|-----------------|---------------|
| 2015 | 4.2 | 1 | 8 |
| 2014 | 5.2 | 6 | T-36 |
| 2013 | 4.1 | 2 | T-12 |
| 2012 | 3.8 | 1 | 5 |
| 2011 | 4.7 | 4 | 23 |
| 2010 | 3.2 | 1 | 1 |
| 2009 | 5.3 | 7 | T-28 |

► OVERTIME WINS

• With the 41-38 win in double overtime at No. 15 TCU in Week 2, the Razorbacks improved to 12-6 all-time in overtime games. Arkansas ranks second for the most overtime appearances and is tied with Tennessee for most overtime wins in FBS history.

► FOUR-DOWN TERRITORY

• The Razorbacks have converted 15 of its last 24 fourth-down attempts dating back to last season. Arkansas has at least one fourth down attempt in 38 of 46 games (38 for 68) under **HEAD COACH BRET BIELEMA**.



GAME NOTES

► A WISE HOG

• A Nagurski Trophy candidate, **DL DEATRICH WISE JR.** has recorded at least a half-sack in four games this season and has 10.0 sacks through his last 13 games, including at least a half-sack in eight of the last 12 regular-season contests dating back to 2015. Wise has at least 0.5 tackles for loss in six contests this season, totaling a team-high 4.5 during that span.

• Wise moved into a tie for 10th in school history with 16.0 career sacks when he recorded a sack in the second quarter against Alcorn State in Week 5.

► TOP-TIER PASS RUSHER

• With 16.0 career sacks, **DEATRICH WISE JR.** ranks sixth among SEC active career leaders and is tied for 27th in the FBS.

SEC ACTIVE LEADERS - CAREER SACKS

| Rank | Player | Team | Pos. | Career Sacks |
|------|-------------------|-----------|------|--------------|
| 1 | Derek Barnett | Tennessee | DL | 29.0 |
| 2 | Myles Garrett | Texas A&M | DL | 28.0 |
| 3 | Jonathan Allen | Alabama | DL | 24.0 |
| 4 | Marquis Haynes | Ole Miss | DL | 22.5 |
| 5 | Tim Williams | Alabama | DL | 18.5 |
| 6 | Deatrich Wise Jr. | Arkansas | DL | 16.0 |

► WISE'S LAST 13 GAMES

• In his last 13 games played dating back to 2015, **DEATRICH WISE JR.** has been a force to be reckoned with for opposing offenses. Below is a look at his numbers during his last 13 games compared to the previous 13.

LAST 13 GAMES VS. PREVIOUS 13 GAMES

| | Tackles | Tackles For Loss | Sacks |
|-------------------|---------|------------------|-------|
| Last 13 Games | 55 | 11.5 | 10.0 |
| Previous 13 Games | 19 | 5.5 | 3.0 |

► AT HIS BEST AGAINST THE BEST

• A Texas native, **DEATRICH WISE JR.** has recorded 11 of his 16.0 career sacks against SEC opponents, including at least a half-sack in six of the last 13 conference games he's played in.

• Wise tallied 31 tackles - including 10.5 for loss - and eight sacks in 13 games played last season. All eight of his sacks came during SEC play, which led the league in that category.

► LEDBETTER MAKING PRESENCE KNOWN

• **DL JEREMIAH LEDBETTER** has recorded 31 total tackles, including 4.0 for loss, 3.5 sacks, two pass breakups, and one forced fumble through eight games in 2016.

• Ledbetter's 31 tackles rank sixth on the team, while his 3.5 sacks are a team high and tied for 18th in the SEC. He registered a career-high 1.5 sacks against Texas State in Week 3 and has recorded at least a half-sack in six of the last 12 games dating back to last season, including four of eight in 2016.

► NO FLY ZONE

• **DB RYAN PULLEY** has looked the part of one of the nation's top DBs this season. Through eight games, the sophomore from Fort Myers, Florida, is tied for 11th in the FBS in passes defended (11) and tied for seventh in pass breakups (10). The 10 pass breakups lead the SEC, while the 11 passes defended rank second. He is one of 11 players in the FBS with 10 pass breakups and at least one interception this season.

• Pulley's 10 pass breakups are just three shy of **DB JARED COLLINS'** SEC-tying best 13 in 2014.

• His second career interception came in the second quarter against Texas State when he jumped a route in the flats, then picked off the pass and returned it 25 yards to the end zone.

► MISCELLANEOUS DEFENSIVE STATS

DOUBLE-DIGIT TACKLES

| Player | '13 | '14 | '15 | '16 | Career |
|------------------|-----|-----|-----|-----|--------|
| Jared Collins | 0 | 1 | 0 | -- | 1 |
| Brooks Ellis | 2 | 1 | 3 | 1 | 7 |
| Dre Greenlaw | -- | -- | 4 | 1 | 5 |
| Kevin Richardson | -- | 0 | 2 | -- | 2 |
| Josh Williams | -- | 1 | 0 | -- | 1 |

TEAM LEADER IN TACKLES

| Player | '13 | '14 | '15 | '16 | Career |
|--------------------|-----|-----|-----|-----|--------|
| Tevin Benum | -- | 0 | 1 | -- | 1 |
| De'Andre Coley | -- | -- | 0 | 1 | 1 |
| Brooks Ellis | 0 | 0 | 4 | 4 | 8 |
| Dwayne Eugene | -- | 0 | 0 | 1 | 1 |
| Dre Greenlaw | -- | -- | 5 | 2 | 7 |
| De'Jon Harris | -- | -- | -- | 1 | 1 |
| Jeremiah Ledbetter | -- | -- | 1 | -- | 1 |
| Josh Liddell | -- | 0 | 1 | 2 | 3 |
| Santos Ramirez | -- | -- | 0 | 1 | 1 |
| Kevin Richardson | -- | 0 | 2 | 1 | 3 |
| Henre' Tolliver | -- | 0 | 1 | 1 | 2 |
| Josh Williams | -- | 1 | 0 | -- | 1 |
| Deatrich Wise | 0 | 0 | 0 | 2 | 2 |

GAMES WITH A SACK (Half sacks included)

| Player | '13 | '14 | '15 | '16 | Career |
|--------------------|-----|-----|-----|-----|--------|
| McTelvin Agim | -- | -- | -- | 2 | 2 |
| Tevin Benum | -- | 0 | 3 | -- | 3 |
| Austin Capps | -- | -- | -- | 1 | 1 |
| Jared Collins | 0 | 1 | 0 | -- | 1 |
| DJ Dean | 0 | 0 | 1 | -- | 1 |
| Brooks Ellis | 1 | 1 | 2 | -- | 4 |
| Dre Greenlaw | -- | -- | 1 | -- | 1 |
| Bijhon Jackson | -- | -- | 0 | 2 | 2 |
| Taiwan Johnson | 0 | 3 | 2 | 1 | 6 |
| Jeremiah Ledbetter | -- | -- | 3 | 4 | 7 |
| Brandon Lewis | 1 | 0 | 0 | 1 | 2 |
| Randy Ramsey | -- | 0 | -- | 2 | 2 |
| Karl Roesler | -- | -- | 1 | 2 | 3 |
| Henre' Tolliver | -- | 1 | 0 | -- | 1 |
| Josh Williams | -- | 1 | 0 | -- | 1 |
| JaMichael Winston | 0 | 0 | 0 | 1 | 1 |
| Deatrich Wise | 4 | 2 | 5 | 4 | 16 |

MULTIPLE SACKS (1.5 sacks or more)

| Player | '13 | '14 | '15 | '16 | Career |
|--------------------|-----|-----|-----|-----|--------|
| Taiwan Johnson | 0 | 1 | 0 | -- | 1 |
| Jeremiah Ledbetter | -- | -- | 0 | 1 | 1 |
| Deatrich Wise | 0 | 1 | 2 | -- | 3 |



DEATRICH WISE JR. has 10 sacks over his last 13 games played and ranks tied for 10th in program history with 16 career sacks.



UNCOMMON MENTALITY



Out of **WR JARED CORNELIUS'** last 17 touches on offense (not special teams), 16 have resulted in a first down or a touchdown.



► MISCELLANEOUS OFFENSIVE STATS

GAMES WITH A RECEPTION

| Player | '13 | '14 | '15 | '16 | Career |
|-----------------------|-----|-----|-----|-----|--------|
| Austin Cantrell | -- | -- | -- | 7 | 7 |
| Jared Cornelius | -- | 8 | 8 | 7 | 23 |
| Keon Hatcher | 8 | 13 | 2 | 7 | 31 |
| Cody Hollister | -- | 7 | 1 | 4 | 12 |
| Hayden Johnson | -- | -- | -- | 1 | 1 |
| Damon Mitchell | -- | 0 | 3 | 0 | 3 |
| Drew Morgan | 0 | 7 | 13 | 8 | 28 |
| LaMichael Pettway | -- | -- | -- | 1 | 1 |
| Dominique Reed | -- | -- | 10 | 5 | 15 |
| Jeremy Sprinkle | 3 | 7 | 10 | 8 | 28 |
| Deon Stewart | -- | -- | -- | 1 | 1 |
| Kody Walker | 0 | 1 | 1 | 2 | 5 |
| Rawleigh Williams III | -- | -- | 4 | 5 | 9 |

5+ RECEPTIONS

| Player | '13 | '14 | '15 | '16 | Career |
|-----------------|-----|-----|-----|-----|--------|
| Jared Cornelius | -- | 0 | 1 | 2 | 3 |
| Keon Hatcher | 1 | 3 | 2 | 2 | 8 |
| Drew Morgan | 0 | 0 | 7 | 4 | 11 |
| Dominique Reed | -- | -- | 1 | 0 | 1 |
| Jeremy Sprinkle | -- | -- | 1 | 0 | 1 |

20+ YARD RECEPTION

| Player | '13 | '14 | '15 | '16 | Career |
|-----------------------|-----|-----|-----|-----|--------|
| Jared Cornelius | -- | 2 | 6 | 11 | 19 |
| Keon Hatcher | 5 | 6 | 3 | 2 | 16 |
| Cody Hollister | -- | 0 | 1 | 1 | 2 |
| Damon Mitchell | -- | 0 | 1 | 0 | 1 |
| Drew Morgan | 0 | 4 | 12 | 4 | 20 |
| Dominique Reed | -- | -- | 8 | 4 | 12 |
| Jeremy Sprinkle | 1 | 0 | 7 | 2 | 10 |
| Rawleigh Williams III | -- | -- | 0 | 2 | 2 |

40+ YARD RECEPTION

| Player | '13 | '14 | '15 | '16 | Career |
|-----------------|-----|-----|-----|-----|--------|
| Jared Cornelius | -- | 0 | 1 | 1 | 2 |
| Keon Hatcher | 1 | 2 | 0 | 2 | 5 |
| Damon Mitchell | -- | 0 | 1 | 0 | 1 |
| Drew Morgan | -- | 1 | 1 | 0 | 2 |
| Dominique Reed | -- | -- | 3 | 1 | 4 |
| Jeremy Sprinkle | 1 | 0 | 2 | 0 | 3 |

FIRST DOWN RECEPTIONS

| Player | '13 | '14 | '15 | '16 | Career |
|-----------------------|-----|-----|-----|-----|--------|
| Austin Cantrell | -- | -- | -- | 2 | 2 |
| Jared Cornelius | -- | 11 | 20 | 19 | 50 |
| Keon Hatcher | 19 | 28 | 10 | 19 | 77 |
| Cody Hollister | -- | 6 | 3 | 7 | 16 |
| Hayden Johnson | -- | -- | -- | 1 | 1 |
| Drew Morgan | -- | 7 | 43 | 25 | 75 |
| Damon Mitchell | -- | 0 | 4 | -- | 4 |
| Dominique Reed | -- | -- | 21 | 5 | 26 |
| Jeremy Sprinkle | 2 | 4 | 17 | 10 | 33 |
| Deon Stewart | -- | -- | -- | 1 | 1 |
| Kody Walker | 0 | 1 | 0 | -- | 1 |
| Rawleigh Williams III | -- | -- | 1 | 4 | 5 |

100 YARDS RECEIVING

| Player | '13 | '14 | '15 | '16 | Career |
|-----------------|-----|-----|-----|-----|--------|
| Jared Cornelius | -- | 0 | 0 | 3 | 3 |
| Drew Morgan | -- | 0 | 3 | -- | 3 |
| Keon Hatcher | 0 | 1 | 1 | -- | 2 |
| Dominique Reed | -- | -- | 1 | -- | 1 |

GAMES WITH A RECEIVING TD

| Player | '13 | '14 | '15 | '16 | Career |
|-----------------------|-----|-----|-----|-----|--------|
| Jared Cornelius | -- | 2 | 3 | 3 | 8 |
| Keon Hatcher | 2 | 6 | 1 | 4 | 14 |
| Cody Hollister | -- | 1 | 0 | -- | 1 |
| Damon Mitchell | -- | 0 | 1 | -- | 1 |
| Drew Morgan | -- | 1 | 7 | 2 | 10 |
| LaMichael Pettway | -- | -- | -- | 1 | 1 |
| Dominique Reed | -- | -- | 5 | 1 | 6 |
| Jeremy Sprinkle | 0 | 1 | 4 | 4 | 9 |
| Rawleigh Williams III | -- | -- | 0 | 1 | 1 |

GAMES WITH MULTIPLE RECEIVING TDS

| Player | '13 | '14 | '15 | '16 | Career |
|-----------------|-----|-----|-----|-----|--------|
| Jared Cornelius | -- | 0 | 0 | 1 | 1 |
| Keon Hatcher | 0 | 0 | 1 | 1 | 2 |
| Drew Morgan | 0 | 0 | 2 | -- | 2 |
| Dominique Reed | -- | -- | 1 | -- | 1 |
| Jeremy Sprinkle | 0 | 0 | 1 | -- | 1 |

10+ YARD RUNS

| Player | '13 | '14 | '15 | '16 | Career |
|-----------------------|-----|-----|-----|-----|--------|
| Austin Allen | -- | 0 | 0 | 1 | 1 |
| Jared Cornelius | -- | 1 | 3 | 1 | 5 |
| TJ Hammonds | -- | -- | -- | 1 | 1 |
| Keon Hatcher | 4 | 2 | 0 | -- | 6 |
| Cody Hollister | -- | 0 | 0 | 2 | 2 |
| Damon Mitchell | -- | 4 | 1 | -- | 5 |
| Dominique Reed | -- | -- | 1 | 2 | 3 |
| Kody Walker | 2 | 2 | 9 | 3 | 16 |
| Devwah Whaley | -- | -- | -- | 9 | 9 |
| Rawleigh Williams III | -- | -- | 5 | 22 | 27 |

20+ YARD RUNS

| Player | '13 | '14 | '15 | '16 | Career |
|-----------------------|-----|-----|-----|-----|--------|
| Jared Cornelius | -- | 0 | 1 | -- | 1 |
| Keon Hatcher | 1 | 1 | 0 | -- | 2 |
| Cody Hollister | -- | 0 | 0 | 2 | 2 |
| Kody Walker | 0 | 0 | 3 | -- | 3 |
| Devwah Whaley | -- | -- | -- | 1 | 1 |
| Rawleigh Williams III | -- | -- | 1 | 8 | 9 |

RUSHING FIRST DOWNS

| Player | '13 | '14 | '15 | '16 | Career |
|-----------------------|-----|-----|-----|-----|--------|
| Austin Allen | -- | 3 | 0 | 5 | 8 |
| Jared Cornelius | -- | 1 | 3 | 2 | 6 |
| Juan Day | -- | -- | 1 | -- | 1 |
| TJ Hammonds | -- | -- | -- | 3 | 3 |
| Keon Hatcher | 4 | 2 | 0 | 1 | 7 |
| Cody Hollister | -- | 0 | 0 | 2 | 2 |
| Damon Mitchell | -- | 5 | 1 | -- | 6 |
| Dominique Reed | -- | -- | 1 | 2 | 3 |
| Kody Walker | 2 | 1 | 22 | 8 | 36 |
| Devwah Whaley | -- | -- | -- | 15 | 15 |
| Rawleigh Williams III | -- | -- | 10 | 38 | 48 |

100 YARDS RUSHING

| Player | '13 | '14 | '15 | '16 | Career |
|-----------------------|-----|-----|-----|-----|--------|
| Devwah Whaley | -- | -- | -- | 1 | 1 |
| Rawleigh Williams III | -- | -- | 1 | 4 | 5 |

GAMES WITH A RUSHING TD

| Player | '13 | '14 | '15 | '16 | Career |
|-----------------------|-----|-----|-----|-----|--------|
| Austin Allen | -- | 1 | 0 | 1 | 2 |
| Jared Cornelius | -- | 0 | 2 | 1 | 3 |
| TJ Hammonds | -- | -- | -- | 1 | 1 |
| Keon Hatcher | 0 | 1 | 0 | -- | 1 |
| Cody Hollister | -- | 0 | 0 | 1 | 1 |
| Damon Mitchell | -- | 0 | 1 | -- | 1 |
| Dominique Reed | -- | -- | 1 | -- | 1 |
| Kody Walker | 0 | 1 | 5 | 1 | 9 |
| Devwah Whaley | -- | -- | -- | 1 | 1 |
| Rawleigh Williams III | -- | -- | 1 | 4 | 5 |

GAMES WITH MULTIPLE RUSHING TDS

| Player | '13 | '14 | '15 | '16 | Career |
|-----------------------|-----|-----|-----|-----|--------|
| Kody Walker | 0 | 0 | 1 | -- | 3 |
| Rawleigh Williams III | -- | -- | 0 | 1 | 1 |



► ELLIS CHASING 300

• A Campbell Trophy finalist, Wuerffel Trophy semifinalist, **LB BROOKS ELLIS** is 36 tackles away from becoming the 16th Razorback in history to total 300 in a career. Ellis currently has a team-best 57 total tackles this season.

• For the seventh time in his career, Ellis tallied double-digit tackles as he registered a team-best 13, a career-best 3.0 tackles for loss and an interception returned for a TD at No. 15 TCU in Week 2. The 13 tackles were the most by Ellis since registering 15 against Mississippi State on Nov. 21, 2015. Ellis' 3.0 tackles for loss against TCU were the most by a Razorback since **DB JARED COLLINS** had 3.0 against UAB on Oct. 25, 2014. It was his fourth career interception and was the first interception return for a TD by a Razorback since former **DB ROHAN GAINES** (100 yards) against Ole Miss on Nov. 22, 2014.

► ELLIS-GREENLAW TACKLING DUO

• Prior to **DREW GREENLAW** missing the last two games due to a foot injury, the linebacker duo of **BROOKS ELLIS** and Greenlaw had combined for 276 tackles (130 solo), 17.0 tackles for loss, 2.5 sacks, eight QB hurries, three interceptions, three forced fumbles and three fumble recoveries through the last 19 games dating back to 2015.

• Ellis or Greenlaw has paced the Razorbacks in tackles in 15 of the last 18 contests, dating back to last season (Ellis: 8, Greenlaw: 7). Ellis has paced the team in tackles four times this season.

► 28-POINT MARK UNDER ROBB SMITH

• Arkansas has held its opponent to 28 points or less in 22 of 34 games played under defensive coordinator **ROBB SMITH**. The Razorbacks are 16-6 when allowing 28 points or less since Smith joined the program prior to the 2014 season.

► PICKING 'EM OFF

• Arkansas has picked off seven passes through the first eight games this season, which is currently tied for the eighth-most in the SEC and tied for 58th in the nation. However, the Hogs have done more than just make the interception as three of those picks have been returned for TDs.

• The three interception returns for a touchdown is currently tied for the fourth-most in the FBS and trails only Ohio State, Central Michigan, and Alabama.

• Arkansas tied the school season record for interception returns for a touchdown (3) when **HENRE' TOLIVER** took one back 70 yards against Alcorn State. **RYAN PULLEY** and **BROOKS ELLIS** each have an interception return for a TD also.

► GETTING BEHIND THE LINE OF SCRIMMAGE

• Nine different Razorbacks have recorded at least 2.0 tackles for loss this season, led by **DEATRICH WISE**, who has 4.5. Of those nine, seven have 2.5 or more, which ties for eighth-most in the SEC.

• Against Alcorn State in Week 5, the Hogs racked up 10.0 tackles for a loss, its highest total in a game this season and highest since totaling 11.0 against UTEP last season.

• Nine players had at least 0.5 tackles for loss against the Braves, which is the most since 2015 against UTEP (12 players).

► BRINGING 'EM DOWN

• As a team, Arkansas has totaled 511 tackles this season by 41 different players, the third largest number of players with at least one tackle this year in the SEC. Arkansas trails only Kentucky (42) and Ole Miss, which leads all SEC teams with 46 different players with at least one tackle.

• **BROOKS ELLIS** leads all Arkansas defensive players with 57 tackles, tied for 7th in the SEC. 26 of those stops have been solo as he is averaging 7.13 tackles per game.

► RAZORBACKS IN THE NFL

#PRHOGS

| Name | Pos | NFL Team | Experience |
|-------------------|-----|----------------------|------------|
| Brandon Allen | QB | Jacksonville Jaguars | R |
| Alvin Bailey | OL | Cleveland Browns | 4 |
| Alex Collins | RB | Seattle Seahawks | R |
| Knile Davis | RB | Green Bay Packers | 4 |
| AJ Derby | TE | Denver Broncos | 2 |
| Trey Flowers | DL | New England Patriots | 2 |
| Brett Goode | LS | Green Bay Packers | 9 |
| Chris Gragg* | TE | Buffalo Bills | 4 |
| Cobi Hamilton | WR | Pittsburgh Steelers | 1 |
| Hunter Henry | TE | San Diego Chargers | R |
| Javonte Herndon* | WR | San Diego Chargers | 2 |
| Denver Kirkland | OL | Oakland Raiders | R |
| Mitchell Loewen** | DE | New Orleans Saints | R |
| Ryan Mallett | QB | Baltimore Ravens | 6 |
| Darren McFadden** | RB | Dallas Cowboys | 8 |
| Jason Peters | OL | Philadelphia Eagles | 13 |
| Darius Philon | DL | San Diego Chargers | 2 |
| Chris Smith | DE | Jacksonville Jaguars | 3 |
| Martrell Spaight | LB | Washington Redskins | 2 |
| Travis Swanson | OL | Detroit Lions | 3 |
| Robert Thomas | DT | New York Giants | 1 |
| Sebastian Tretola | OL | Tennessee Titans | R |
| Jonathan Williams | RB | Buffalo Bills | R |
| Jarius Wright | WR | Minnesota Vikings | 5 |

* Reserve/Injured

** Reserve/Non-Football Injury

^ on practice squad

► ARKANSAS ACTIVE CAREER LEADERS

PASSING YARDS

Austin Allen2,236 (164-of-268)

RUSHING YARDS

Rawleigh Williams III1,061 (209 attempts)

Kody Walker754 (179 attempts)

RECEIVING YARDS

Keon Hatcher1,558 (114 receptions)

Drew Morgan1,444 (114 receptions)

Jared Cornelius1,070 (66 receptions)

Jeremy Sprinkle756 (58 receptions)

Dominique Reed673 (36 receptions)

TOUCHDOWNS

Keon Hatcher17 (16 receiving, 1 rushing)

Kody Walker14 (14 rushing)

Drew Morgan13 (13 receiving)

Jared Cornelius12 (9 receiving, 3 rushing)

Jeremy Sprinkle11 (11 receiving)

Dominique Reed8 (7 receiving, 1 rushing)

Rawleigh Williams III7 (7 rushing)

TACKLES

Brooks Ellis264 (112 solo, 152 assist)

Dre Greenlaw132 (67 solo, 65 assist)

TACKLES FOR LOSS

Deatrich Wise Jr.22.0 (141 yards)

Brooks Ellis19.5 (52 yards)

Taiwan Johnson16.0 (75 yards)

SACKS

Deatrich Wise Jr.16.0 (123 yards)

INTERCEPTIONS

Henre' Toliver5 (128 yards)

DJ Dean4 (9 yards)

Brooks Ellis4 (138 yards)

Josh Liddell3 (2 yards)



► 2016 TEAM STATS COMPARISON

| CATEGORY | ARKANSAS | FLORIDA |
|-------------------------|----------|---------|
| Scoring Offense | 30.9 | 29.4 |
| Total Offense | 416.8 | 398.6 |
| Rushing Offense | 160.4 | 170.1 |
| Passing Offense | 256.4 | 228.4 |
| Scoring Defense | 31.4 | 11.7 |
| Total Defense | 428.0 | 239.9 |
| Pass Defense | 206.3 | 134.3 |
| Rushing Defense | 221.8 | 105.6 |
| Kickoff Return Avg. | 17.42 | 25.45 |
| Punt Return Avg. | 8.11 | 3.22 |
| Time of Possession | 35:18 | 33:45 |
| 3rd Down Conv. Pct. | 38.3% | 50.4% |
| Opp. 3rd-D Conv. Pct. | 48.5% | 27.8% |
| TO Margin | -0.13 | 0.43 |
| Net Punting | 41.69 | 41.71 |
| Fumbles Recovered | 7 | 3 |
| Passes Intercepted | 7 | 10 |
| Fumbles Lost | 8 | 3 |
| Turnovers Gained | 14 | 13 |
| Turnovers Lost | 15 | 10 |
| Passing Efficiency | 147.70 | 125.26 |
| Pass Efficiency Defense | 123.53 | 82.92 |
| Fewest Penalties | 43 | 55 |
| Fewest Yards Penalized | 387 | 482 |
| Sacks | 1.88 | 3.00 |
| Sacks Allowed | 2.63 | 1.29 |
| Tackles for Loss | 4.5 | 5.6 |
| First Downs | 185 | 149 |
| First Downs Allowed | 148 | 96 |
| Red Zone Offense | 0.811 | 0.724 |
| Red Zone Defense | 0.800 | 0.688 |

► 2016 CONFERENCE (FBS) RANKS


| CATEGORY | ARKANSAS | FLORIDA |
|-------------------------|----------|----------|
| Scoring Offense | 12 (94) | 9 (66) |
| Total Offense | 8 (61) | 10 (75) |
| Rushing Offense | 12 (86) | 9 (67) |
| Passing Offense | 3 (45) | 6 (71) |
| Scoring Defense | 13 (92) | 1 (2) |
| Total Defense | 12 (87) | 1 (2) |
| Pass Defense | 4 (37) | 1 (2) |
| Rushing Defense | 12 (110) | 3 (10) |
| Kickoff Return Avg. | 14 (118) | 4 (17) |
| Punt Return Avg. | 8 (63) | 14 (114) |
| Time of Possession | 1 (3) | 2 (15) |
| 3rd Down Conv. Pct. | 10 (80) | 1 (6) |
| Opp. 3rd-D Conv. Pct. | 14 (124) | 1 (5) |
| TO Margin | 10 (73) | 6 (35) |
| Net Punting | 2 (11) | 1 (10) |
| Fumbles Recovered | 5 (29) | 13 (102) |
| Passes Intercepted | 8 (58) | 2 (21) |
| Fumbles Lost | 9 (99) | 1 (12) |
| Turnovers Gained | 8 (47) | 9 (57) |
| Turnovers Lost | 12 (96) | 3 (27) |
| Passing Efficiency | 2 (28) | 10 (82) |
| Pass Efficiency Defense | 8 (46) | 1 (1) |
| Fewest Penalties | 6 (36) | 13 (80) |
| Fewest Yards Penalized | 6 (36) | 13 (82) |
| Sacks | 9 (83) | 3 (17) |
| Sacks Allowed | 13 (98) | 2 (18) |
| Tackles for Losses | 14 (117) | 10 (87) |
| First Downs | 5 (38) | 11 (106) |
| First Downs Allowed | 6 (29) | 1 (1) |
| Red Zone Offense | 12 (86) | 14 (122) |
| Red Zone Defense | 12 (110) | 1 (4) |

► THE SERIES

Florida leads the series 9-1

| Date | UA/Opp Rnk | Site | Result |
|---------------|------------|-----------------------------|----------|
| Dec. 31, 1982 | 14/NR | Houston, Texas [^] | W, 28-24 |
| Dec. 2, 1995 | 23/2 | Atlanta, Ga.* | L, 34-3 |
| Oct. 5, 1996 | NR/1 | Fayetteville, Ark. | L, 42-7 |
| Oct. 4, 1997 | NR/1 | Gainesville, Fla. | L, 56-7 |
| Oct. 18, 2003 | 11/NR | Fayetteville, Ark. | L, 33-28 |
| Oct. 2, 2004 | NR/16 | Gainesville, Fla. | L, 45-30 |
| Dec. 2, 2006 | 8/4 | Atlanta, Ga.* | L, 38-28 |
| Oct. 4, 2008 | NR/12 | Fayetteville, Ark. | L, 38-7 |
| Oct. 17, 2009 | NR/1 | Gainesville, Fla. | L, 23-20 |
| Oct. 5, 2013 | NR/18 | Gainesville, Fla. | L, 30-10 |

[^] - Bluebonnet Bowl
* - SEC Championship



GARY ANDERSON ran for the most yards ever by a Razorback against Florida when his 161 yard and two score performance led to a 1982 Bluebonnet Bowl victory.

► AGAINST FLORIDA

100-YARD RUSHING PERFORMANCES

| Player | Date | Rushes | Yards | TDs |
|----------------|----------|--------|-------|-----|
| Gary Anderson | 12/31/82 | 26 | 161 | 2 |
| Michael Smith | 10/4/08 | 20 | 133 | 1 |
| Dennis Johnson | 10/17/09 | 14 | 107 | 0 |

300-YARD PASSING PERFORMANCES

| Player | Date | C-A | Yards | TDs |
|--------|------|-----|-------|-----|
|--------|------|-----|-------|-----|

100-YARD RECEIVING PERFORMANCES

| Player | Date | Rec. | Yards | TDs |
|-----------------|----------|------|-------|-----|
| Greg Childs | 10/17/09 | 4 | 135 | 1 |
| Richard Smith | 10/18/03 | 6 | 123 | 1 |
| Steven Harris | 10/2/04 | 6 | 114 | 0 |
| Anthony Eubanks | 10/5/96 | 6 | 111 | 0 |

TOTALS

100-Yard Rushing Games (Players): 3 (3)
300-Yard Passing Games (Players): N/A
100-Yard Receiving Games (Players): 4 (4)

► INSIDE THE SERIES

All-Time Record: Florida leads 9-1

In Fayetteville: Florida leads 3-0

Streak: L3

In Gainesville: Florida leads 4-0

Streak: L4

In Atlanta: Florida leads 2-0

In Houston: Arkansas leads 1-0

Games Decided by 7 Points Or Less: Florida leads 2-1

► ON THIS DATE: NOV. 5

| Year | Opponent | Result | Score |
|------|---------------------------|--------|-------|
| 1898 | at Drury | W | 12-6 |
| 1904 | at Baylor | L | 17-6 |
| 1910 | at Washington (Mo.) | W | 50-0 |
| 1921 | vs. LSU# | L | 10-7 |
| 1927 | at TCU | W | 10-3 |
| 1932 | Rice | L | 13-7 |
| 1938 | Rice | L | 3-0 |
| 1949 | at No. 8 Rice | L | 14-0 |
| 1955 | at Rice | W | 10-0 |
| 1960 | No. 10 Rice+ | W | 3-0 |
| 1966 | Rice+ | W | 31-20 |
| 1977 | Baylor+ | W | 35-9 |
| 1983 | Baylor | L | 24-21 |
| 1988 | at Baylor | W | 33-3 |
| 1994 | at No. 24 Mississippi St. | L | 17-7 |
| 2005 | South Carolina | L | 14-10 |
| 2011 | No. 10 South Carolina | W | 44-28 |

- Shreveport, La.
+ - Little Rock, Ark.

- Arkansas utilized a full team performance in 2011 to win handily against No. 10 South Carolina. Quarterback Tyler Wilson threw for 299 yards, Jarius Wright caught two touchdowns and Dennis Johnson, returned a kickoff 98 yards for one of five touchdowns.



HEAD COACH BRET BIELEMA

► THE COACH B FILE

COACHING HISTORY

| | |
|------------|-------------------------------------|
| 2013-Pres. | Arkansas (Head Coach) |
| 2006-12 | Wisconsin (Head Coach) |
| 2004-05 | Wisconsin (Def. Coord./Linebackers) |
| 2002-03 | Kansas State (Co-Def. Coord./LB) |
| 1996-2001 | Iowa (Linebackers) |
| 1994-95 | Iowa (Graduate Assistant) |

PLAYING HISTORY

| | |
|---------|-------------------------|
| 1989-92 | Iowa (Defensive Tackle) |
|---------|-------------------------|

POSTSEASON EXPERIENCE

HEAD COACH

| | |
|-----------|-------------------------|
| Arkansas | 2016 Liberty Bowl |
| | 2014 Texas Bowl |
| Wisconsin | 2013 Rose Bowl |
| | 2012 Rose Bowl |
| | 2011 Rose Bowl |
| | 2009 Champs Sports Bowl |
| | 2008 Champs Sports Bowl |
| | 2008 Outback Bowl |
| | 2007 Capital One Bowl |

ASSISTANT COACH

| | |
|--------------|-----------------------|
| Wisconsin | 2006 Capital One Bowl |
| | 2005 Outback Bowl |
| Kansas State | 2004 Fiesta Bowl |
| | 2002 Holiday Bowl |
| Iowa | 2001 Alamo Bowl |
| | 1997 Sun Bowl |
| | 1996 Alamo Bowl |
| | 1995 Sun Bowl |

PLAYER

| | |
|------|-------------------|
| Iowa | 1991 Rose Bowl |
| | 1991 Holiday Bowl |

► BY THE NUMBERS

107

Coach Bielema has had **107** 100-yard rushers over his 10 seasons as a head coach at Arkansas and Wisconsin.

100

During coach Bielema's 3 years at Arkansas, a league-high **100** Razorbacks have earned a spot on the SEC Fall Academic Honor Roll.

19

A former walk-on at Iowa, coach Bielema has awarded **19** scholarships to walk-ons at Arkansas since 2013.

14

14 Razorbacks have been selected in the NFL Draft over the last three years, good for fourth-most in the SEC over that span.

2

In the last 5 years, coach Bielema has mentored **2** QBs that have led the FBS in QBR Rating in Brandon Allen (2015) & Russell Wilson (2011).



► YEAR-BY-YEAR HEAD COACHING RECORD

| Year | School | Overall | Conference | Bowl | Final Ranking |
|---------------|-----------|--------------|------------------|--|---------------|
| 2006 | Wisconsin | 12-1 | 7-1 (T-2nd) | Capital One (Beat No. 12 Arkansas, 17-14) | No. 7 |
| 2007 | Wisconsin | 9-4 | 5-3 (4th) | Outback (Lost to No. 16 Tennessee, 21-17) | No. 24 |
| 2008 | Wisconsin | 7-6 | 3-5 (T-6th) | Champs Sports (Lost to Florida St., 42-13) | -- |
| 2009 | Wisconsin | 10-3 | 5-3 (T-4th) | Champs Sports (Beat No. 14 Miami, 20-14) | No. 16 |
| 2010 | Wisconsin | 11-2 | 7-1 (T-1st) | Rose (Lost to No. 3 TCU, 21-19) | No. 7 |
| 2011 | Wisconsin | 11-3 | 6-2 (1st) | Rose (Lost to No. 6 Oregon, 45-38) | No. 10 |
| 2012 | Wisconsin | 8-5 | 4-4 (1st) | Rose (Lost to No. 8 Stanford, 20-14)* | -- |
| 2013 | Arkansas | 3-9 | 0-8 (7th West) | -- | -- |
| 2014 | Arkansas | 7-6 | 2-5 (7th West) | Texas (Beat Texas, 31-7) | -- |
| 2015 | Arkansas | 8-5 | 5-3 (T-3rd West) | Liberty (Beat Kansas State, 45-23) | -- |
| 2016 | Arkansas | 5-3 | 1-3 | -- | -- |
| TOTALS | | 91-47 | 45-38 | 4-4 | |

^ - Won Big Ten Championship Game | * - Did not coach in Rose Bowl and loss is not reflected in record

The University of Arkansas captivated the college football world by naming Bret Bielema the 32nd head coach in Razorback history on December 2012. Since arriving in Fayetteville, Bielema, who enters his fourth season on The Hill, has in turn captivated the passionate Razorback fan base and the state with the culture he is creating and the standards he is holding the program to.

Throughout his head coaching career, Bielema has won three conference championships and coached 13 first-team All-Americans, numerous award winners, 39 NFL Draft picks and NFL superstars. Among the NFL players coached by Bielema are three-time Defensive Player of the Year J.J. Watt, Super Bowl winning quarterback Russell Wilson and No. 1 overall draft pick and eight-time Pro Bowler Joe Thomas.

Backed by his "Five Edges" to success, Bielema represented the qualities Arkansas was looking for: a leader of young men who holds student-athletes responsible both on and off the field and a coach who has a proven record of winning championships.

Bielema's recruitment philosophy of building a program on "uncommon" men have yielded record-setting results in the classroom. Arkansas posted a 2.94 team GPA in the spring of 2015, the highest recorded mark on record. Helping build the record-setting team GPA were 40 student-athletes on the Southeastern Conference (SEC) Fall Academic Honor Roll, good for the most in the conference. During Bielema's three seasons, Arkansas leads the SEC with 100 student-athletes on the SEC Fall Academic Honor Roll, while the 40 honorees in 2015 is the most by one school since he joined the league.

In 2015, Arkansas' off the field success was accompanied by on the field results to the tune of winning six of its last seven games and finishing in a tie for third place in the SEC West with a 5-3 mark. The Razorbacks displayed the resolve of their head coach by bouncing back from a tough start to pick up three SEC road wins and two overtime victories in conference action. Arkansas' wins at Tennessee, Ole Miss and LSU marked the first time in program history that the Razorbacks won three road games against teams that finished in the final Associated Press Top 25 poll.

Arkansas' surge in late October through November set up a Liberty Bowl matchup with Kansas State and one of Bielema's mentors head coach Bill Snyder. For the second-straight year the Razorbacks capped the season with a win in front of a large contingent of Arkansas fans, defeating Kansas State 45-23. With the win, Bielema became the first coach in program history to win back-to-back bowl games while Arkansas is the only SEC West team to win a bowl game each of the last two years.





HEAD COACH BRET BIELEMA

A key ingredient in Arkansas' success in 2015 was its balance and efficiency on offense. The Razorbacks led the SEC in scoring in conference games (34.4) while reaching 50+ points four times during the final six regular season games, breaking the previous program single-season record of three set in 1910, 1916 and 2007. Arkansas was the only school in the SEC and one of eight nationally to have both a 3,000-yard passer and 1,000-yard rusher during the regular season. Brandon Allen's 30 touchdowns through the air and Alex Collins' program record 20 scores on the ground made them the only duo in the nation to hit those statistical peaks.

Individual records and postseason accolades stacked up during and after the 2015 season, highlighted by junior tight end Hunter Henry winning the John Mackey Award. A consensus first-team All-American, Henry led all FBS tight ends with 739 yards receiving, as Arkansas became the first program to have two players win the John Mackey Award. Collins became just the third player in SEC history to start his career with three straight seasons of 1,000-yards rushing en route to earning All-America third team honors from Athlon. Paving the way for Collins was senior offensive lineman Sebastian Tretola, who was the co-recipient of the Jacobs Blocking trophy as the SEC's top blocker. Tretola was named a first-team All-American by Sports Illustrated and a second-team All-American by three other outlets.

Bielema is building Arkansas into a pro-style football program that prepares players for the NFL. He has had 39 draft picks in 10 seasons, good for the second-most among current head coaches with 10 years or less experience.

Since Bielema's arrival, a total of 14 Razorbacks have been selected in the NFL Draft which ranks as the fourth-most among SEC programs during that span. After having four defensive players chosen in the 2015 NFL Draft - the school's most since 1989 - Arkansas saw five offensive players find NFL homes during the 2016 draft. The five offensive players taken were the second-most from one school in the 2016 NFL Draft.

Henry was not only the first Razorback taken in the 2016 NFL Draft but also the first tight end selected when he went in the second round to the San Diego Chargers. Jonathan Williams (Buffalo Bills) and Collins (Seattle Seahawks) became just the second running back duo since Arkansas greats Darren McFadden and Felix Jones in 2008 to be picked in the top five rounds of the same NFL Draft when they both went in the fifth round. Less than 30 picks after Collins, both Tretola (Tennessee Titans) and Allen (Jacksonville Jaguars) came off the board in the sixth round to round out the program's most offensive players taken in the same draft since 2008.

Arkansas closed 2014 and its second season under Bielema by winning three of its final four games against traditional powers LSU, Ole Miss and Texas. The victories marked the first time in school history the Hogs have defeated those three teams in the same season. The Razorbacks finished 7-6 with a 31-7 victory over Texas in the AdvoCare V100 Texas Bowl, marking Arkansas' first winning season since 2011.

Bielema has always prided himself on a balanced offensive attack and that is exactly what the Razorbacks accomplished in 2014. Running backs Williams and Collins were the only FBS teammates to rush for more than 1,000 yards each and both players finished in the top five of the SEC in rushing totals.

Arkansas was the SEC's most improved defense in 2014, allowing just 19.2 points per game. With an 11.9 points per game improvement from the previous season, the Razorbacks had the seventh-most improved defense in the nation. Arkansas became the first unranked team in college football history to post back-to-back shutouts over ranked opponents after blanking No. 20 LSU and No. 8 Ole Miss. Senior linebacker and consensus first-team All-SEC selection Martrell Spaight was the first Razorback to ever lead the SEC with 128 total tackles.

In his first season at Arkansas (2013), the Razorbacks had five student-athletes named Freshmen All-Americans: Collins, offensive linemen Denver Kirkland and Dan Skipper, Henry and defensive tackle Darius Philon. Collins was named the SEC Freshman of the Year.

Bielema lettered from 1989-92 at Iowa after joining the program as a walk-on. He earned a scholarship after his first year and was a member of Iowa's 1990 Big Ten championship team. A starter as a junior in 1991, he was a team co-captain as a senior. Bielema signed a free agent contract with the Seattle Seahawks and later completed his playing career with the Milwaukee Mustangs of the Arena Football League.

A 1992 graduate of Iowa with a degree in marketing, Bielema married his wife, Jen, on March 10, 2012.

► PRO READY

- With the NFL's rosters trimmed to 53 on Sept. 3, all five of Arkansas' 2016 draft picks earned a spot on an opening week roster with the team that selected them. Since Bielema arrived, Arkansas ranks fourth in the SEC with 14 NFL Draft picks over the last three years.
- Coach Bielema has had a player at every offensive and defensive position selected in the NFL Draft except a safety.
- Coach Bielema has had at least four players taken in an NFL Draft in seven of his 10 years as a head coach.

► BEING BRET BIELEMA

Four new episodes of the mini-series "BEING Bret Bielema" produced by Sports Talk with Bo and JM Associates made their way to prime time in August on ESPN. Each 30-minute episode will re-air throughout the college football season on ESPN.

► COACH B's RECORD WHEN ...

| | |
|----------------------------|-------|
| Scoring First..... | 68-22 |
| Opponent Scores First..... | 23-25 |

| | |
|--------------------------------|-------|
| Leading After 1st Quarter..... | 60-13 |
| Leading At Halftime..... | 71-14 |
| Leading After 3rd Quarter..... | 80-13 |

| | |
|-------------------------|-------|
| Scoring 20+ Points..... | 84-21 |
| Scoring 30+ Points..... | 70-7 |
| Scoring 40+ Points..... | 41-1 |
| Scoring 50+ Points..... | 19-1 |
| Scoring 60+ Points..... | 8-0 |
| Scoring 70+ Points..... | 5-0 |
| Scoring 80+ Points..... | 1-0 |

| | |
|-------------------------------|-------|
| 400+ Yards Total Offense..... | 61-15 |
| 500+ Yards Total Offense..... | 21-3 |
| 600+ Yards Total Offense..... | 10-0 |

| | |
|-------------------------|-------|
| 200+ Rushing Yards..... | 57-13 |
| 300+ Rushing Yards..... | 20-0 |
| 400+ Rushing Yards..... | 7-0 |
| 500+ Rushing Yards..... | 2-0 |

| | |
|-------------------------|-------|
| 200+ Passing Yards..... | 50-21 |
| 300+ Passing Yards..... | 10-5 |

| | |
|---------------------------------|-------|
| 20+ First Downs..... | 67-20 |
| 40 percent+ 3rd-Down Conv. | 68-19 |
| 2 or Fewer Turnovers..... | 80-33 |

| | |
|---------------------------------|------|
| 15 or Fewer Points Allowed..... | 45-2 |
| 20 or Fewer Points Allowed..... | 60-7 |

| | |
|--|-------|
| 300 or Less Yds Total Off Allowed..... | 47-5 |
| 150 or Less Rush Yds Allowed..... | 69-23 |
| 100 or Less Rush Yds Allowed..... | 41-12 |
| 150 or Less Pass Yds Allowed..... | 33-9 |
| 100 or Less Pass Yds Allowed..... | 14-5 |

| | |
|-----------------------------------|-------|
| 15 or Less 1st Downs Allowed..... | 45-5 |
| 2+ Turnovers Forced..... | 48-17 |

| | |
|----------------------|-------|
| More Rush Yards..... | 83-19 |
| More Pass Yards..... | 50-17 |

| | |
|------------------------------|-------|
| Fewer Turnovers..... | 45-10 |
| More Time of Possession..... | 69-27 |
| More First Downs..... | 76-19 |

| | |
|----------------------|-------|
| Fewer Penalties..... | 40-20 |
| 1 Penalty..... | 3-2 |
| 2-5 Penalties..... | 57-23 |
| 6-9 Penalties..... | 30-19 |
| 10+ Penalties..... | 1-3 |

| | |
|------------------------------|------|
| Special Teams Touchdown..... | 10-3 |
|------------------------------|------|

| | |
|----------------------------------|-------|
| 100-Yard Rusher..... | 73-15 |
| 200-Yard Passer..... | 48-20 |
| 100-Yard Receiver..... | 24-13 |
| 100-Yd Rusher+200-Yd Passer..... | 11-6 |



GAME NOTES

► DEFENSE

| | | | |
|----|----|------------------------------|--------|
| DE | 97 | Tevin Benum (Jr., 6-4, 251) | - OR - |
| | 96 | Karl Roesler (Jr., 6-1, 256) | |
| | 10 | Randy Ramsey (So., 6-4, 228) | |

| | | |
|----|----|--------------------------------|
| DT | 94 | Taiwan Johnson (Sr., 6-2, 284) |
| | 78 | Bijhon Jackson (Jr., 6-2, 335) |
| | 41 | Austin Capps (Fr., 6-4, 309) |

| | | |
|----|----|------------------------------------|
| DT | 55 | Jeremiah Ledbetter (Sr., 6-3, 280) |
| | 3 | McTelvin Agim (Fr., 6-3, 289) |

| | | | |
|----|----|-----------------------------------|--------|
| DE | 6 | JaMichael Winston (Sr., 6-4, 260) | - OR - |
| | 48 | Deatrich Wise Jr. (Sr., 6-5, 271) | |

| | | |
|-----|----|--------------------------------|
| SLB | 27 | Khalia Hackett (Jr., 6-2, 223) |
| | 21 | Josh Williams (Sr., 6-1, 249) |

| | | |
|-----|----|------------------------------|
| MLB | 51 | Brooks Ellis (Sr., 6-2, 245) |
| | 45 | Josh Harris (So., 5-10, 239) |

| | | | |
|-----|----|-------------------------------|--------|
| WLB | 35 | Dwayne Eugene (Jr., 6-1, 235) | - OR - |
| | 8 | De'Jon Harris (Fr., 6-0, 255) | |

| | | |
|----|----|--------------------------------|
| CB | 29 | Jared Collins (Sr., 5-11, 173) |
| | 2 | DJ Dean (Sr., 5-11, 199) |

| | | |
|----|----|--------------------------------|
| FS | 28 | Josh Liddell (Jr., 6-1, 210) |
| | 38 | Reid Miller (So., 5-9, 197) |
| | 20 | De'Andre Coley (Jr., 6-1, 214) |

| | | |
|----|----|--------------------------------|
| SS | 9 | Santos Ramirez (So., 6-2, 205) |
| | 20 | De'Andre Coley (Jr., 6-1, 214) |

| | | | |
|----|----|--------------------------------|--------|
| CB | 5 | Henre' Toliver (Jr., 6-1, 185) | - OR - |
| | 11 | Ryan Pulley (So., 5-11, 198) | |

► SPECIAL TEAMS

| | | |
|---|----|-------------------------------|
| K | 48 | Adam McFain (Sr., 6-0, 187) |
| | 9 | Cole Hedlund (So., 5-10, 171) |

| | | |
|---|----|---------------------------------|
| P | 37 | Toby Baker (Sr., 6-3, 215) |
| | 8 | Blake Johnson (R-Fr., 6-0, 193) |

| | | | |
|----|----|--------------------------------|--------|
| KO | 42 | Connor Limpert (Fr., 6-1, 176) | - OR - |
| | 48 | Adam McFain (Sr., 6-0, 187) | |

| | | |
|----|----|-------------------------------|
| KS | 49 | Robert Decker (Jr., 6-0, 249) |
| | 56 | Matt Emrich (Sr., 6-3, 198) |

| | | |
|----|----|-------------------------------|
| DS | 56 | Matt Emrich (Sr., 6-3, 198) |
| | 49 | Robert Decker (Jr., 6-0, 249) |

| | | |
|---|----|-----------------------------|
| H | 37 | Toby Baker (Sr., 6-3, 215) |
| | 56 | Matt Emrich (Sr., 6-3, 198) |

| | | |
|-----|----|---------------------------------|
| KOR | 13 | Deon Stewart (R-Fr., 5-11, 164) |
| | 6 | T.J. Hammonds (Fr., 5-10, 197) |

| | | |
|----|----|----------------------------------|
| PR | 1 | Jared Cornelius (Jr., 5-11, 212) |
| | 80 | Drew Morgan (Sr., 6-0, 193) |

With 16 career TD receptions, senior **WR KEON HATCHER** is just one shy of entering Arkansas' career top five in TD receptions.



► OFFENSE

| | | | |
|-----|----|----------------------------------|--------|
| WR1 | 80 | Drew Morgan (Sr., 6-0, 193) | - OR - |
| | 1 | Jared Cornelius (Jr., 5-11, 212) | |

| | | |
|-----|----|--------------------------------|
| WR2 | 4 | Keon Hatcher (Sr., 6-2, 207) |
| | 81 | Cody Hollister (Sr., 6-4, 209) |

| | | |
|----|----|-----------------------------------|
| TE | 83 | Jeremy Sprinkle (Sr., 6-6, 256) |
| | 44 | Austin Cantrell (R-Fr., 6-4, 269) |

| | | |
|----|----|------------------------------|
| LT | 70 | Dan Skipper (Sr., 6-10, 319) |
| | 64 | Jake Hall (So., 6-5, 266) |

| | | |
|----|----|---------------------------------|
| LG | 51 | Hjalte Froholdt (So., 6-4, 318) |
| | 62 | Johnny Gibson (So., 6-4, 344) |

| | | |
|---|----|------------------------------|
| C | 72 | Frank Ragnow (Jr., 6-5, 319) |
| | 75 | Zach Rogers (So., 6-1, 306) |

| | | |
|----|----|---------------------------------|
| RG | 50 | Jake Raulerson (Jr., 6-4, 301) |
| | 79 | Jalen Merrick (R-Fr., 6-4, 327) |

| | | |
|----|----|----------------------------------|
| RT | 60 | Brian Wallace (So., 6-6, 335) |
| | 74 | Colton Jackson (R-Fr., 6-6, 300) |

| | | |
|----|---|------------------------------|
| QB | 8 | Austin Allen (Jr., 6-1, 209) |
| | 5 | Ty Storey (R-Fr., 6-2, 212) |

| | | |
|----|----|--|
| RB | 22 | Rawleigh Williams III (So., 5-10, 226) |
| | 21 | Devwah Whaley (Fr., 5-11, 216) |

| | | | |
|----|----|----------------------------------|--------|
| FB | 32 | Hayden Johnson (Fr., 6-3, 248) | - OR - |
| | 34 | Kendrick Jackson (So., 6-1, 255) | |





► NUMERICAL ROSTER

| No | Name | Pos | Ht | Wt | Cl/Exp | Hometown (HS/Other) |
|----|-----------------------|-----|------|-----|----------|--|
| 1 | Jared Cornelius | WR | 5-11 | 212 | Jr./2L | Shreveport, La. (Evangel Christian Academy) |
| 2 | DJ Dean | DB | 5-11 | 199 | Sr./3L | Newton, Texas (Newton HS) |
| 3 | McTelvin Agim | DL | 6-3 | 289 | Fr./HS | Texarkana, Texas (Hope HS [Ark.]) |
| 3 | Dominique Reed | WR | 6-3 | 175 | Sr./1L | Camden, Ark. (Fairview HS/Coffeyville CC [Kan.]) |
| 4 | Keon Hatcher | WR | 6-2 | 207 | Sr./3L | Owasso, Okla. (Owasso HS) |
| 4 | Alexy Jean-Baptiste | LB | 6-2 | 231 | Fr./HS | Pompano Beach, Fla. (Coconut Creek HS) |
| 5 | Ty Storey | QB | 6-2 | 212 | R-Fr./RS | Charleston, Ark. (Charleston HS) |
| 5 | Henre' Toliver | DB | 6-1 | 185 | Jr./2L | Marrero, La. (Archbishop Rummel HS) |
| 6 | T.J. Hammonds | RB | 5-10 | 197 | Fr./HS | Little Rock, Ark. (Robinson HS) |
| 6 | JaMichael Winston | DL | 6-4 | 260 | Sr./3L | Pritchard, Ala. (Vigor HS) |
| 7 | Briston Guidry | DL | 6-3 | 294 | Fr./HS | Metairie, La. (Archbishop Rummel HS) |
| 7 | Damon Mitchell | RB | 6-2 | 215 | Jr./1L | Egg Harbor City, N.J. (Cedar Creek HS) |
| 8 | Austin Allen | QB | 6-1 | 209 | Jr./2L | Fayetteville, Ark. (Fayetteville HS) |
| 8 | De'Jon Harris | LB | 6-0 | 255 | Fr./HS | Harvey, La. (John Ehret HS) |
| 8 | Blake Johnson | P | 6-0 | 193 | R-Fr./RS | Long Beach, Calif. (Los Alamitos HS) |
| 9 | Cole Hedlund | K | 5-10 | 171 | So./1L | Argyle, Texas (Argyle HS) |
| 9 | Santos Ramirez | DB | 6-2 | 205 | So./1L | Shreveport, La. (Evangel Christian Academy) |
| 9 | Ricky Town | QB | 6-3 | 214 | R-Fr./RS | Thousand Oaks, Calif. (St. Bonaventure HS/USC) |
| 10 | Jordan Jones | WR | 6-1 | 184 | Fr./HS | Smackover, Ark. (Smackover HS) |
| 10 | Randy Ramsey | DE | 6-4 | 228 | So./1L | Fort Lauderdale, Fla. (Dillard HS) |
| 11 | Will Gragg | TE | 6-4 | 254 | R-Fr./RS | Dumas, Ark. (Dumas HS) |
| 11 | Ryan Pulley | DB | 5-11 | 198 | So./1L | Fort Myers, Fla. (Island Coast HS) |
| 11 | Britto Tutt | DB | 6-2 | 177 | So./JC | Augusta, Ga. (Academy of Richmond County/Ventura College [Calif.]) |
| 13 | Deon Stewart | WR | 5-11 | 164 | R-Fr./RS | Highland, Ark. (Highland HS) |
| 14 | Carson Proctor | QB | 6-4 | 211 | Fr./HS | Vero Beach, Fla. (Vero Beach HS) |
| 14 | River Warnock | WR | 5-11 | 185 | So./HS | North Little Rock, Ark. (North Little Rock HS/Crowder College [Mo.]) |
| 15 | Nate Dalton | DB | 6-3 | 190 | R-Fr./RS | Baton Rouge, La. (Cypress Falls HS) |
| 15 | Cole Kelley | QB | 6-7 | 258 | Fr./HS | Lafayette, La. (Teurlings Catholic HS) |
| 16 | La'Michael Pettway | WR | 6-2 | 216 | R-Fr./RS | Nashville, Ark. (Nashville HS) |
| 17 | Kofi Boateng | WR | 6-1 | 183 | Fr./HS | Arlington, Texas (Lamar HS) |
| 18 | Cameron Colbert | WR | 6-1 | 208 | So./1L | Little Rock, Ark. (Pulaski Academy) |
| 18 | Jack Lindsey | QB | 6-3 | 184 | Fr./HS | Fayetteville, Ark. (Springdale HS) |
| 19 | Anthony Antwine | TE | 6-4 | 222 | Jr./2L | Plano, Texas (Plano Senior HS) |
| 19 | Giovanni LaFrance | LB | 6-1 | 255 | Fr./HS | New Orleans, La. (Saint Augustine HS) |
| 20 | Troy Allison | WR | 6-1 | 193 | So./SQ | McGregor, Texas (McGregor HS) |
| 20 | De'Andre Coley | DB | 6-1 | 214 | Jr./2L | Miami, Fla. (Northwestern HS) |
| 21 | Devwah Whaley | RB | 5-11 | 216 | Fr./HS | Beaumont, Texas (Central HS) |
| 21 | Josh Williams | LB | 6-1 | 249 | Sr./2L | Fort Lauderdale, Fla. (Dillard HS/Dodge City CC [Kan.]) |
| 22 | Deon Edwards | DB | 6-1 | 205 | Fr./HS | Clermont, Fla. (Lake Minneola HS) |
| 22 | Rawleigh Williams III | RB | 5-10 | 226 | So./1L | Dallas, Texas (Bishop Lynch HS) |
| 23 | Dre Greenlaw | LB | 6-0 | 226 | So./1L | Fayetteville, Ark. (Fayetteville HS) |
| 24 | Ryder Lucas | DB | 6-0 | 190 | So./1L | The Woodlands, Texas (The Woodlands College Park HS) |
| 24 | Kody Walker | RB | 6-2 | 240 | Sr./3L | Jefferson City, Mo. (Jefferson City HS) |
| 25 | Micahh Smith | DB | 6-0 | 195 | Fr./HS | Marshall, Texas (Marshall HS) |
| 26 | Matt Dodson | DB | 5-10 | 208 | Jr./SQ | McKinney, Texas (Boyd HS) |
| 26 | Justice Hobbs | RB | 5-10 | 220 | Fr./HS | Farmington, Ark. (Farmington HS) |
| 27 | Khalia Hackett | LB | 6-2 | 223 | Jr./2L | Douglasville, Ga. (South Paulding HS) |
| 28 | Josh Liddell | DB | 6-1 | 210 | Jr./2L | Pine Bluff, Ark. (Dollarway Senior HS) |
| 29 | Jared Collins | DB | 5-11 | 173 | Sr./3L | Tulsa, Okla. (Booker T. Washington HS) |
| 30 | Kevin Richardson II | DB | 6-0 | 178 | Jr./2L | Jacksonville, Ark. (Jacksonville HS) |
| 31 | Connor McPherson | RB | 5-7 | 208 | Jr./SQ | The Woodlands, Texas (College Park HS) |
| 31 | Grant Morgan | LB | 5-11 | 220 | Fr./HS | Greenwood, Ark. (Greenwood HS) |
| 32 | Dylan Calhoun | DB | 5-10 | 185 | So./TR | Waxahachie, Texas (Waxahachie HS) |
| 32 | Hayden Johnson | FB | 6-3 | 248 | Fr./HS | Columbia, Mo. (Rock Bridge HS) |
| 33 | Dee Walker | LB | 6-2 | 208 | Fr./HS | Moultrie, Ga. (Colquitt County HS) |
| 34 | Kendrick Jackson | FB | 6-1 | 255 | So./1L | Haynesville, La. (Haynesville HS) |
| 35 | Dwayne Eugene | LB | 6-1 | 235 | Jr./2L | Marrero, La. (Archbishop Rummel HS) |
| 36 | Cory Hollowell | DB | 6-2 | 202 | So./HS | Corona, Calif. (Orange Lutheran HS) |
| 37 | Toby Baker | P | 6-3 | 215 | Sr./1L | Memphis, Tenn. (Memphis University HS) |
| 37 | Devin Buckner | DB | 5-10 | 190 | Fr./HS | Pine Bluff, Ark. (White Hall HS) |
| 38 | Reid Miller | DB | 5-9 | 197 | So./1L | Holidaysburg, Pa. (IMG Academy [Fla.]) |
| 39 | Juan Day | RB | 6-1 | 214 | So./1L | North Little Rock, Ark. (North Little Rock HS) |
| 39 | Byron Keaton | DB | 5-10 | 183 | R-Fr./RS | Camden, Ark. (Fairview HS) |
| 40 | Jamario Bell | TE | 6-5 | 252 | R-Fr./RS | Junction City, Ark. (Junction City HS) |
| 41 | Austin Capps | DL | 6-4 | 309 | Fr./HS | Star City, Ark. (Star City HS) |
| 41 | Chris Jones | FB | 5-11 | 249 | Jr./2L | DeQueen, Ark. (DeQueen HS) |
| 42 | Connor Limpert | K | 6-1 | 176 | Fr./HS | Allen, Texas (Allen HS) |
| 42 | Jonathan Marshall | DL | 6-4 | 299 | Fr./HS | Shepherd, Texas (Shepherd HS) |
| 43 | George Madden | LS | 6-1 | 230 | R-Fr./RS | Blanchard, Okla. (Blanchard HS) |
| 44 | Austin Cantrell | TE | 6-4 | 269 | R-Fr./RS | Roland, Okla. (Roland HS) |

► ALPHABETICAL ROSTER

| No | Name | Pos |
|----|---------------------|------|
| 3 | McTelvin Agim | DL |
| 8 | Austin Allen | QB |
| 20 | Troy Allison | WR |
| 19 | Anthony Antwine | TE |
| 37 | Toby Baker | P |
| 97 | Tevin Beanum | DL |
| 40 | Jamario Bell | TE |
| 17 | Kofi Boateng | WR |
| 53 | Ben Brasuell | LB |
| 37 | Devin Buckner | DB |
| 32 | Dylan Calhoun | DB |
| 44 | Austin Cantrell | TE |
| 41 | Austin Capps | DL |
| 46 | Damani Carter | FB |
| 18 | Cameron Colbert | WR |
| 20 | De'Andre Coley | DB |
| 29 | Jared Collins | DB |
| 1 | Jared Cornelius | WR |
| 15 | Nate Dalton | DB |
| 39 | Juan Day | RB |
| 98 | Daytrion Dean | DL |
| 2 | DJ Dean | DB |
| 49 | Robert Decker | LS |
| 26 | Matt Dodson | DB |
| 22 | Deon Edwards | DB |
| 51 | Brooks Ellis | LB |
| 56 | Matt Emrich | LS/H |
| 86 | Tobias Enlow | WR |
| 35 | Dwayne Eugene | LB |
| 51 | Hjalte Froholdt | OL |
| 62 | Johnny Gibson | OL |
| 11 | Will Gragg | TE |
| 23 | Dre Greenlaw | LB |
| 7 | Briston Guidry | DL |
| 89 | Grayson Gunter | TE |
| 27 | Khalia Hackett | LB |
| 91 | Elias Hale | DL |
| 64 | Jake Hall | OL |
| 67 | Tyler Hall | OL |
| 6 | T.J. Hammonds | RB |
| 71 | Jackson Hannah | OL |
| 8 | De'Jon Harris | LB |
| 45 | Josh Harris | LB |
| 4 | Keon Hatcher | WR |
| 69 | Dylan Hays | OL |
| 9 | Cole Hedlund | K |
| 55 | Jake Heinrich | OL |
| 26 | Justice Hobbs | RB |
| 81 | Cody Hollister | WR |
| 36 | Cory Hollowell | DB |
| 78 | Bijhon Jackson | DL |
| 74 | Colton Jackson | OL |
| 34 | Kendrick Jackson | FB |
| 4 | Alexy Jean-Baptiste | LB |
| 8 | Blake Johnson | P |
| 32 | Hayden Johnson | FB |
| 94 | Taiwan Johnson | DL |
| 41 | Chris Jones | FB |
| 10 | Jordan Jones | WR |
| 39 | Byron Keaton | DB |
| 15 | Cole Kelley | QB |
| 87 | Jack Kraus | TE |
| 19 | Giovanni LaFrance | LB |
| 54 | Blake Lagrone | DL |
| 55 | Jeremiah Ledbetter | DL |
| 99 | Brandon Lewis | DL |
| 28 | Josh Liddell | DB |
| 42 | Connor Limpert | K |
| 18 | Jack Lindsey | QB |
| 24 | Ryder Lucas | DB |



GAME NOTES

► NUMERICAL ROSTER

| No | Name | Pos | Ht | Wt | Cl/Exp | Hometown (HS/Other) |
|----|--------------------|------|------|-----|----------|---|
| 45 | Josh Harris | LB | 5-10 | 239 | So./1L | Pine Bluff, Ark. (Watson Chapel HS) |
| 46 | Damani Carter | FB | 6-0 | 241 | So./1L | Fayetteville, Ark. (Fayetteville HS) |
| 47 | Matt Reynolds | LB | 6-1 | 211 | Jr./SQ | McKinney, Texas (McKinney HS) |
| 48 | Adam McFain | K | 6-0 | 187 | Sr./2L | Greenwood, Ark. (Greenwood HS) |
| 48 | Deatrich Wise Jr. | DL | 6-5 | 271 | Sr./3L | Carrollton, Texas (Hebron HS) |
| 49 | Robert Decker | LS | 6-0 | 249 | Jr./SQ | Greenwich, Conn. (Greenwich HS/UConn) |
| 50 | Jake Raulerson | OL | 6-4 | 301 | Jr./TR | Celina, Texas (Celina HS/Texas) |
| 51 | Brooks Ellis | LB | 6-2 | 245 | Sr./3L | Fayetteville, Ark. (Fayetteville HS) |
| 51 | Hjalte Froholdt | OL | 6-4 | 318 | So./1L | Svendborg, Denmark (IMG Academy [Fla.]) |
| 52 | T.J. Smith | DL | 6-3 | 285 | R-Fr./RS | Moultrie, Ga. (Colquitt County HS) |
| 53 | Ben Brasuell | LB | 6-1 | 218 | Fr./HS | Benton, Ark. (Benton HS) |
| 53 | Tyler Phillips | LB | 6-1 | 232 | R-Fr./RS | North Little Rock, Ark. (North Little Rock HS) |
| 54 | Blake Lagrone | DL | 6-4 | 215 | Fr./HS | Pine Bluff, Ark. (Watson Chapel HS) |
| 55 | Jake Heinrich | OL | 6-4 | 295 | Fr./HS | Urbandale, Iowa (Urbandale HS) |
| 55 | Jeremiah Ledbetter | DL | 6-3 | 280 | Sr./1L | Orlando, Fla. (Gainesville HS [Ga.]/Hutchinson CC [Kan.]) |
| 56 | Matt Emrich | LS/H | 6-3 | 198 | Sr./3L | El Dorado, Ark. (El Dorado HS) |
| 60 | Brian Wallace | OL | 6-6 | 335 | So./1L | Florissant, Mo. (Christian Brothers College HS) |
| 61 | Cooper Sone | OL | 6-2 | 277 | R-Fr./SQ | Fayetteville, Ark. (Fayetteville HS) |
| 62 | Johnny Gibson | OL | 6-4 | 344 | So./1L | Dumas, Ark. (Dumas HS) |
| 64 | Jake Hall | OL | 6-5 | 266 | So./1L | Springdale, Ark. (Har-Ber HS) |
| 67 | Tyler Hall | OL | 6-4 | 296 | Fr./HS | Maumelle, Ark. (Maumelle HS) |
| 69 | Dylan Hays | OL | 6-3 | 294 | Fr./HS | Little Rock, Ark. (Little Rock Christian) |
| 70 | Dan Skipper | OL | 6-10 | 319 | Sr./3L | Arvada, Colo. (Ralston Valley HS) |
| 71 | Jackson Hannah | OL | 6-2 | 282 | So./SQ | Bentonville, Ark. (Bentonville HS) |
| 72 | Frank Ragnow | OL | 6-5 | 319 | Jr./2L | Victoria, Minn. (Chanhassen HS) |
| 73 | Deion Malone | OL | 6-3 | 296 | Jr./JC | Batesville, Miss. (South Panola HS/Northwest CC [Miss.]) |
| 74 | Colton Jackson | OL | 6-6 | 300 | R-Fr./RS | Conway, Ark. (Conway HS) |
| 75 | Zach Rogers | OL | 6-1 | 306 | So./1L | Carrollton, Texas (Hebron HS) |
| 76 | Paul Ramirez | OL | 6-6 | 299 | Jr./JC | Rialto, Calif. (Rialto HS/San Bernardino Valley CC [Calif.]) |
| 78 | Bijhon Jackson | DL | 6-2 | 335 | Jr./2L | El Dorado, Ark. (El Dorado HS) |
| 79 | Jalen Merrick | OL | 6-4 | 327 | R-Fr./RS | Oak Hill, Fla. (New Smyrna Beach HS) |
| 80 | Drew Morgan | WR | 6-0 | 193 | Sr./3L | Greenwood, Ark. (Greenwood HS) |
| 81 | Cody Hollister | WR | 6-4 | 209 | Sr./2L | Bend, Ore. (Mountain View HS/Arizona Western) |
| 82 | Luke Rossi | WR | 5-11 | 197 | So./1L | Edmond, Okla. (North HS) |
| 83 | Jeremy Sprinkle | TE | 6-6 | 256 | Sr./3L | White Hall, Ark. (White Hall HS) |
| 84 | D'Vone McClure | WR | 6-2 | 219 | Fr./HS | Rixey, Ark. (Jacksonville HS) |
| 85 | Cheyenne O'Grady | TE | 6-4 | 251 | R-Fr./RS | Fayetteville, Ark. (Fayetteville HS) |
| 86 | Tobias Enlow | WR | 6-1 | 200 | Fr./HS | North Little Rock, Ark. (North Little Rock HS) |
| 86 | Armon Watts | DL | 6-5 | 293 | So./1L | St. Louis, Mo. (Christian Brothers College HS) |
| 87 | Jack Kraus | TE | 6-5 | 252 | So./1L | Bentonville, Ark. (Bentonville HS) |
| 89 | Grayson Gunter | TE | 6-6 | 232 | Fr./HS | Madison, Miss. (Madison Central HS) |
| 91 | Elias Hale | DL | 6-5 | 217 | Fr./HS | Fayetteville, Ark. (Fayetteville HS) |
| 91 | Michael Taylor II | DL | 6-3 | 245 | So./JC | Orlando, Fla. (The First Academy/Riverside City College [Calif.]) |
| 94 | Taiwan Johnson | DL | 6-2 | 284 | Sr./2L | Manvel, Texas (Manvel HS) |
| 96 | Karl Roesler | DL | 6-1 | 256 | Jr./2L | Louisville, Ky. (St. Xavier HS) |
| 97 | Tevin Beanum | DL | 6-4 | 251 | Jr./2L | Forrest City, Ark. (Forrest City HS) |
| 98 | Daytrion Dean | DL | 6-3 | 281 | R-Fr./RS | Fort Smith, Ark. (Northside HS) |
| 99 | Brandon Lewis | DL | 6-4 | 274 | Sr./3L | Memphis, Tenn. (Ridgeway HS) |

► ALPHABETICAL ROSTER

| No | Name | Pos |
|----|-----------------------|-----|
| 43 | George Madden | LS |
| 73 | Deion Malone | OL |
| 42 | Jonathan Marshall | DL |
| 84 | D'Vone McClure | WR |
| 48 | Adam McFain | K |
| 31 | Connor McPherson | RB |
| 79 | Jalen Merrick | OL |
| 38 | Reid Miller | DB |
| 7 | Damon Mitchell | RB |
| 80 | Drew Morgan | WR |
| 31 | Grant Morgan | LB |
| 85 | Cheyenne O'Grady | TE |
| 16 | La'Michael Pettway | WR |
| 53 | Tyler Phillips | LB |
| 14 | Carson Proctor | QB |
| 11 | Ryan Pulley | DB |
| 72 | Frank Ragnow | OL |
| 76 | Paul Ramirez | OL |
| 9 | Santos Ramirez | DB |
| 10 | Randy Ramsey | DE |
| 50 | Jake Raulerson | OL |
| 3 | Dominique Reed | WR |
| 47 | Matt Reynolds | LB |
| 30 | Kevin Richardson II | DB |
| 96 | Karl Roesler | DL |
| 75 | Zach Rogers | OL |
| 82 | Luke Rossi | WR |
| 70 | Dan Skipper | OL |
| 25 | Micahh Smith | DB |
| 52 | T.J. Smith | DL |
| 61 | Cooper Sone | OL |
| 83 | Jeremy Sprinkle | TE |
| 13 | Deon Stewart | WR |
| 5 | Ty Storey | QB |
| 91 | Michael Taylor II | DL |
| 5 | Henre' Toliver | DB |
| 9 | Ricky Town | QB |
| 11 | Britto Tutt | DB |
| 33 | Dee Walker | LB |
| 24 | Kody Walker | RB |
| 60 | Brian Wallace | OL |
| 14 | River Warnock | WR |
| 86 | Armon Watts | DL |
| 21 | Devwah Whaley | RB |
| 21 | Josh Williams | LB |
| 22 | Rawleigh Williams III | RB |
| 6 | JaMichael Winston | DL |
| 48 | Deatrich Wise Jr. | DL |

► PRONUNCIATIONS

PLAYERS

McTelvin Agim (UH-geem)
 Juan (JOO-wahn) Day
 Daytrion (DAY-tree-on) Dean
 Matt Emrich (EM-rick)
 Tobias Enlow (N-low)
 Hjalte (YELL-duh) Froholdt (FRO-holt)
 Khalia (KUH-lee-uh) Hackett
 DeJon (DUH-Juhn) Harris
 Bijhon (BEE-jhon) Jackson
 Alexy Jean (gene)-Baptiste

Jack Kraus (Krouse)
 Josh Liddell (LUH-dell)
 Frank Ragnow (RAG-now)
 Karl Roesler (RESS-ler)
 Henre' (ON-ray) Toliver
 River Warnock (WAR-nick)
 Devwah (DEV-wah) Whaley
 Deatrich (DEE-trich) Wise Jr.

COACHES

Bret Bielema (BEE-luh-muh)
 Dan Enos (EE-nohs)
 Vernon Hargreaves (HAR-graves)
 Barry Lunney (LUHN-ee) Jr.
 Rory Segrest (SEE-grest)

► FOOTBALL STAFF

Coaching Staff

Bret Bielema | Head Coach
 Dan Enos | Offensive Coord. / QBs
 Robb Smith | Defensive Coord. / Secondary
 Kurt Anderson | Offensive Line
 Reggie Mitchell | Running Backs
 Vernon Hargreaves | Linebackers
 Paul Rhoads | Defensive Backs
 Barry Lunney Jr. | Tight Ends
 Rory Segrest | Defensive Line / Specialists
 Michael Smith | Wide Receivers

Graduate Assistants

Brey Cook | Offense
 Alfred Davis | Defense
 Taylor Reed | Offense
 Mark Sheridan | Defense

Quality Control

Tanner Burns | Special Teams
 David Parker | Defense
 John Roberts | Offense

Support Staff

Ben Herbert | Strength & Conditioning
 Mark Taurisani | Football Operations
 EK Franks | Recruiting
 Matt Engelbert | Video
 Matt Summers | Athletic Training
 Bobby Allen | HS/NFL Relations





HONORS & AWARDS

MCTELVIN AGIM, FR., DL

Preseason

- Phil Steele No. 11 freshman defensive lineman in the nation
- Lindy's No. 7 Fab Freshman in the country

AUSTIN ALLEN, JR., QB

Preseason

- Manning Passing Academy Counselor

Regular Season

- SEC Offensive Player of the Week (Sept. 12)
- Davey O'Brien "Great 8" (Sept. 12)
- Manning Award Stars of the Week (Sept. 12)
- Manning Award QB of the Week (Sept. 15)
- Manning Award Watch List (Oct. 12)
- Maxwell Award Watch List (Oct. 19)

TOBY BAKER, SR., P

Preseason

- Ray Guy Award Watch List

BROOKS ELLIS, SR., LB

Preseason

- Butkus Award Watch List
- Wuerffel Trophy Watch List
- Reese's Senior Bowl Watch List
- Coaches All-SEC second team
- Athlon All-SEC third team
- Phil Steele All-SEC third team
- Phil Steele No. 17 inside linebacker in the nation
- Sporting News SEC Top Scholar

Regular Season

- William V. Campbell Trophy semifinalist (Sept. 28)
- William V. Campbell Trophy finalist (Nov. 1)
- Wuerffel Trophy semifinalist (Nov. 3)
- CoSIDA Academic All-District (Nov. 3)

HJALTE FROHOLDT, SO., OL

Preseason

- Phil Steele All-SEC third team

BRISTON GUIDRY, FR., DL

Preseason

- Phil Steele No. 52 freshman defensive lineman in the nation

KEON HATCHER, SR., WR

Preseason

- Phil Steele No. 47 draft eligible wide receiver
- Reese's Senior Bowl Watch List

DREW MORGAN, SR., WR

Preseason

- Biletnikoff Award Watch List
- Reese's Senior Bowl Watch List
- Media All-SEC third team
- Coaches All-SEC third team
- Athlon All-SEC third team
- Phil Steele No. 39 draft eligible wide receiver

FRANK RAGNOW, JR., OL

Preseason

- Rimington Trophy Watch List
- Coaches All-SEC third team
- Phil Steele All-SEC fourth team
- Phil Steele No. 14 center in the nation

Regular Season

- SEC Offensive Lineman of the Week (Sept. 19)
- Orange Bowl Courage Award nominee (Oct. 12)



Adding to his already impressive achievements on and off the field, Arkansas senior **LB BROOKS ELLIS** was named a NFF National Scholar-Athlete and one of 12 finalists for the 2016 William V. Campbell Trophy on Tuesday, before also being named a Wuerffel Trophy semifinalist and earning a spot on the CoSIDA Academic All-District Team on Thursday

DOMINIQUE REED, SR., WR

Preseason

- Phil Steele All-SEC second team
- Phil Steele No. 41 draft eligible wide receiver
- Reese's Senior Bowl Watch List

DAN SKIPPER, SR., OL

Preseason

- Outland Trophy Watch List
- Reese's Senior Bowl Watch List
- Lindy's All-America second team
- Athlon All-America third team
- Media All-SEC first team
- Coaches All-SEC first team
- Athlon All-SEC first team
- ESPN All-SEC team
- Lindy's All-SEC first team
- Phil Steele All-SEC first team
- Sporting News All-SEC team
- Lindy's best run blocker in the SEC
- ESPN.com No. 88 player in the nation

Regular Season

- SEC Offensive Lineman of the Week (Sept. 12)
- SEC Co-Special Teams Player of the Week (Oct. 3)

JEREMY SPRINKLE, SR., TE

Preseason

- John Mackey Award Watch List
- Reese's Senior Bowl Watch List
- Media All-SEC third team
- Coaches All-SEC third team
- Athlon All-SEC third team
- Lindy's All-SEC third team
- Phil Steele All-SEC third team
- Phil Steele No. 5 tight end in the nation
- Athlon Top 15 Breakout Players in the nation

Regular Season

- John Mackey Award Midseason Watch List (Oct. 12)

HENRE' TOLIVER, JR., DB

Preseason

- Phil Steele All-SEC fourth team

KODY WALKER, SR., RB

Preseason

- Doak Walker Award Watch List
- Reese's Senior Bowl Watch List

DEVWAH WHALEY, FR., RB

Preseason

- Phil Steele No. 7 freshman running back in the nation

RAWLEIGH WILLIAMS III SO., RB

Preseason

- Doak Walker Award Watch List

Regular Season

- SEC Offensive Player of the Week (Oct. 17)
- Earl Campbell Tyler Rose Award Week 7 Hon. Mention (Oct. 18)

DEATRICH WISE JR., SR., DL

Regular Season

- SEC Defensive Lineman of the Week (Sept. 6)

Preseason

- Chuck Bednarik Award Watch List
- Bronko Nagurski Trophy Watch List
- Ted Hendricks Award Watch List
- Reese's Senior Bowl Watch List
- Media All-SEC third team
- Coaches All-SEC third team
- Athlon All-SEC second team
- Lindy's All-SEC third team
- Phil Steele All-SEC third team
- Allstate AFCA Good Works Team Nominee
- Phil Steele No. 9 defensive end in the nation
- ESPN.com No. 25 player in the SEC




GAME NOTES



MCTELVIN AGIM

Freshman | Defensive Lineman
6-3 | 289
Texarkana, Texas | Hope HS



AUSTIN ALLEN

Junior | Quarterback
6-1 | 209
Fayetteville, Ark. | Fayetteville HS

8

QUICK HITS

- T-3rd for the Razorbacks in sacks (1.5).
- Has totaled 3.0 TFL to rank T-4th on the team.
- Has recorded a tackle in six games, including five multi-tackle games.
- Notched a half-sack that set up a 3rd-and-long at the Ole Miss 6-yard line in the 3rd quarter.
- An early enrollee who earned a five-star rating from 247Sports.
- Was the No. 1 player in the state of Arkansas in his class by ESPN, 247Sports and Rivals.

SINGLE-GAME CAREER HIGHS

Tackles 4 at No. 15 TCU (9/10/16)
Tackles For Loss 1.5 vs. Alcorn State (10/1/16)
Sacks 1.0 at No. 15 TCU (9/10/16)

CAREER STATS

| | GS | UA | A | ToT | TFL-YDS | SCK-YDS | FF | FR-YDS | INT-YDS | QBH | BRUP |
|--------------|------------|----------|----------|-----------|---------------|--------------|----------|------------|------------|----------|----------|
| 2016 | 8/0 | 6 | 8 | 14 | 3.0-12 | 1.5-8 | 0 | 0-0 | 0-0 | 1 | 0 |
| TOTAL | 8/0 | 6 | 8 | 14 | 3.0-12 | 1.5-8 | 0 | 0-0 | 0-0 | 1 | 0 |

2016 GAME-BY-GAME STATS

| | GS | UA | A | ToT | TFL-YDS | SCK-YDS | FF | FR-YDS | INT-YDS | QBH | BRUP |
|--------------|------------|----------|----------|-----------|---------------|--------------|----------|------------|------------|----------|----------|
| LA TECH | 1/0 | 0 | 2 | 2 | 0.0-0 | 0.0-0 | 0 | 0-0 | 0-0 | 0 | 0 |
| at TCU | 1/0 | 2 | 2 | 4 | 1.0-8 | 1.0-8 | 0 | 0-0 | 0-0 | 0 | 0 |
| TX STATE | 1/0 | 1 | 0 | 1 | 0.0-0 | 0.0-0 | 0 | 0-0 | 0-0 | 1 | 0 |
| vs. TAMU | 1/0 | 0 | 0 | 0 | 0.0-0 | 0.0-0 | 0 | 0-0 | 0-0 | 0 | 0 |
| ALCORN | 1/0 | 1 | 1 | 2 | 1.5-4 | 0.0-0 | 0 | 0-0 | 0-0 | 0 | 0 |
| ALA | 1/0 | 0 | 0 | 0 | 0.0-0 | 0.0-0 | 0 | 0-0 | 0-0 | 0 | 0 |
| MISS | 1/0 | 0 | 2 | 2 | 0.5-0 | 0.5-0 | 0 | 0-0 | 0-0 | 0 | 0 |
| at AU | 1/0 | 2 | 1 | 3 | 0.0-0 | 0.0-0 | 0 | 0-0 | 0-0 | 0 | 0 |
| UF | | | | | | | | | | | |
| LSU | | | | | | | | | | | |
| at MSU | | | | | | | | | | | |
| at MIZZ | | | | | | | | | | | |
| TOTAL | 8/0 | 6 | 8 | 14 | 3.0-12 | 1.5-8 | 0 | 0-0 | 0-0 | 1 | 0 |

QUICK HITS

- Manning and Davey O'Brien Award candidate.
- Named the SEC POW and Manning Award POW after the win at No. 15 TCU.
- Has four scoring tosses of 20+ yards, including a career-long of 51 yards to Dominique Reed.
- T-9th in school history in single-season passing TDs (18).
- 18 passing TDs are tied for the most in school history through the first eight games.
- Two SEC games of 300 or more yards passing are T-4th in single-season school history.
- Has thrown for 200 or more yards in six games.
- Leads the SEC in passing TDs (18) and ranks 3rd in passing yards (2,048).
- Ranks 3rd in the SEC in passing yards/game (256.0).
- Ranks 2nd in the SEC in pass rating (149.58), 3rd in yds./att. (8.2) and 3rd in comp. % (62.2).
- His 2.6:1 TD-INT ratio ranks second among SEC QBs with double-digit TD passes.
- Ranks 3rd in the FBS in passing yards vs. current AP Top 25 teams (958).
- Ranks 2nd in the SEC and tied for 21st in the FBS in completions of 10+ yards (89).
- Ranks 2nd in the SEC and T-17th in the FBS of 15+ yards (55).
- Ranks 2nd in the SEC and T-28th in the FBS in completions for a first down (93).
- Ranks 3rd in the SEC in TD passes in conference games (8).
- Leads the SEC and is T-5th in the FBS in TD passes in the red zone (14).
- Had a streak of 146 passing attempts without an INT to rank second in school history.
- 1 of 5 QBs in history to throw for 400+ yards against a Nick Saban coached Alabama team.
- Was 12-of-16 passing for 129 yards in the first half at No. 21 Auburn.
- Orchestrated a 4th quarter TD drive to either tie or take the lead three times this season.
- Posted a career-best 223.36 passer rating against Alcorn State.
- Completed 8 of 10 passes for 65 yards and one TD in the 1st quarter vs. No. 10 Texas A&M.
- Went 6-for-6 passing for 118 yards and a TD through the first two drives against Texas State.
- Had three TD passes at TCU in the 2nd half and 1st OT before running in the game-winning TD.
- Made 1st career start against LA Tech, completing 20 of 29 passes for 191 yards and two TDs.
- Was named starting QB after the 10th practice of the spring.
- Father, Bobby, is on staff (Director of HS/NFL Relations).
- Younger brother of current Jacksonville Jaguars QB Brandon Allen.

SINGLE-GAME CAREER HIGHS

Attempts 48 vs. No. 1 Alabama (10/8/16)
Completions 28 vs. No. 10 Texas A&M (9/24/16)
Passing Yards 400 vs. No. 1 Alabama (10/8/16)
Passing TDs 3 (4x) last vs. No. 12 Ole Miss (10/15/16)
Rushing Yards 18 vs. Nicholls State (9/6/14)

CAREER STATS

| | PASSING | | | | | | | RUSHING | | | | |
|--------------|-------------|------------|------------|-------------|--------------|-----------|----------|-----------|-----------|------------|-------------|----------|
| | GS | COMP | ATT | PCT | YDS | TD | INT | LNG | ATT | YDS | AVG | TD |
| 2014 | 5/0 | 8 | 16 | 50.0 | 153 | 0 | 1 | 33 | 7 | 4 | 0.6 | 1 |
| 2015 | 3/0 | 1 | 3 | 33.3 | 35 | 1 | 0 | 35 | 0 | 0 | 0.0 | 0 |
| 2016 | 8/8 | 155 | 249 | 62.2 | 2,051 | 18 | 7 | 73 | 38 | -53 | -1.4 | 1 |
| TOTAL | 16/8 | 164 | 268 | 61.2 | 2,239 | 19 | 8 | 73 | 45 | -49 | -1.1 | 2 |

2016 GAME-BY-GAME STATS

| | PASSING | | | | | | | RUSHING | | | | |
|--------------|------------|------------|------------|-------------|--------------|-----------|----------|-----------|-----------|------------|-------------|----------|
| | GS | COMP | ATT | PCT | YDS | TD | INT | LNG | ATT | YDS | AVG | TD |
| LA TECH | 1/1 | 20 | 29 | 69.0 | 191 | 2 | 2 | 18 | 4 | -26 | -6.5 | 0 |
| at TCU | 1/1 | 17 | 29 | 58.6 | 223 | 3 | 0 | 25 | 3 | 2 | 0.7 | 1 |
| TX STATE | 1/1 | 16 | 21 | 76.2 | 241 | 2 | 0 | 73 | 4 | 15 | 3.8 | 0 |
| vs. TAMU | 1/1 | 28 | 42 | 66.7 | 371 | 2 | 0 | 44 | 5 | -6 | -1.2 | 0 |
| ALCORN | 1/1 | 13 | 18 | 72.2 | 206 | 3 | 0 | 35 | 0 | 0 | 0.0 | 0 |
| ALA | 1/1 | 25 | 48 | 52.1 | 400 | 3 | 3 | 57 | 12 | -10 | -0.8 | 0 |
| MISS | 1/1 | 19 | 32 | 59.4 | 229 | 3 | 1 | 51 | 6 | -24 | -4.0 | 0 |
| at AU | 1/1 | 17 | 30 | 56.7 | 190 | 0 | 1 | 19 | 4 | -4 | -1.0 | 0 |
| UF | | | | | | | | | | | | |
| LSU | | | | | | | | | | | | |
| at MSU | | | | | | | | | | | | |
| at MIZZ | | | | | | | | | | | | |
| TOTAL | 8/8 | 155 | 249 | 62.2 | 2,051 | 18 | 7 | 73 | 38 | -53 | -1.4 | 1 |



UNCOMMON MENTALITY

**TOBY BAKER**

Senior | Punter

6-3 | 215

Memphis, Tenn. | Memphis University HS

37**QUICK HITS**

- Ray Guy Award candidate.
- Ranks 2nd in the SEC and 7th nationally with a 45.6 average.
- Has 16 punts of 50+ yards and has placed 11 inside the 20-yard line.
- Matched career-high in punts (10) and yards (415) at No. 21 Auburn.
- Had a pair of 50-yard punts vs. No. 12 Ole Miss.
- Pinned three punts inside the 20 against the Rebels.
- Has at least one put inside the 20 in nine straight games he's punted in.
- Two of the punts against Ole Miss were downed/fair caught inside the 10-yard line.
- The Ole Miss game marked the first time this season he's had a punt result in a touchback.
- Did not punt for the first time in 18 games against Alcorn State.
- 5 of 6 punts at TCU went over 50 yards.
- Broke his career-long twice in the season opener and did it again at TCU.
- His fifth punt at TCU went 52 yards and he made the tackle on the return.
- Pinned 23 of his 43 punts inside the 20-yard line in 2015.
- 5 of 6 50+ yard punts in 2015 came in SEC play.
- Allowed only 125 yards on 18 returns (6.9 avg.) in 2015.
- Awarded a scholarship after the 2015 regular season, prior to the 2016 Liberty Bowl.

SINGLE-GAME CAREER HIGHS

Punts.....10 (2x) last at No. 21 Auburn (10/22/16)
 Punt Yards.....415 (2x) last at No. 21 Auburn (10/22/16)
 Long.....59 at No. 15 TCU (9/10/16)
 50+.....5 at No. 15 TCU (9/10/16)
 Inside 20.....4 vs. Auburn (10/24/15)

CAREER STATS

| | GP | NO | YDS | AVG | LONG | BLKD | TB | FC | 50+ | INSIDE 20 |
|--------------|-----------|-----------|--------------|-------------|-----------|----------|----------|-----------|-----------|-----------|
| 2014 | 2 | 1 | 36 | 36.0 | 36 | 0 | 0 | 0 | 0 | 0 |
| 2015 | 13 | 43 | 1,772 | 41.2 | 52 | 0 | 2 | 16 | 6 | 22 |
| 2016 | 7 | 34 | 1,549 | 45.6 | 59 | 0 | 3 | 13 | 16 | 11 |
| TOTAL | 22 | 78 | 3,357 | 43.0 | 59 | 0 | 5 | 29 | 22 | 33 |

2016 GAME-BY-GAME STATS

| | GP | NO | YDS | AVG | LONG | BLKD | TB | FC | 50+ | INSIDE 20 |
|--------------|----------|-----------|--------------|-------------|-----------|----------|----------|-----------|-----------|-----------|
| LA TECH | 1 | 4 | 190 | 47.5 | 55 | 0 | 0 | 2 | 2 | 1 |
| at TCU | 1 | 6 | 304 | 50.7 | 59 | 0 | 0 | 2 | 5 | 1 |
| TX STATE | 1 | 2 | 80 | 40.0 | 50 | 0 | 0 | 1 | 1 | 2 |
| vs. TAMU | 1 | 3 | 118 | 39.3 | 46 | 0 | 0 | 2 | 0 | 1 |
| ALCORN | - | - | - | - | - | - | - | - | - | - |
| ALA | 1 | 4 | 211 | 52.8 | 57 | 0 | 0 | 1 | 3 | 1 |
| MISS | 1 | 5 | 231 | 46.2 | 54 | 0 | 1 | 3 | 2 | 3 |
| at AU | 1 | 10 | 415 | 41.5 | 58 | 0 | 2 | 2 | 3 | 2 |
| UF | | | | | | | | | | |
| LSU | | | | | | | | | | |
| at MSU | | | | | | | | | | |
| at MIZZ | | | | | | | | | | |
| TOTAL | 7 | 34 | 1,549 | 45.6 | 59 | 0 | 3 | 13 | 16 | 11 |

**TEVIN BEANUM**

Junior | Defensive Lineman

6-4 | 251

Forrest City, Ark. | Forrest City HS

97**QUICK HITS**

- Has recorded a tackle in every game this season.
- Totaled five tackles for the fourth time in his career at No. 21 Auburn.
- T-10th on the team in tackles (17).
- Ranked fifth on the team in tackles for loss with 7.0 in 2015.
- Tied for second on the team in sacks with 2.0 in 2015.
- His 2.0 sacks last year came against SEC opponents.

SINGLE-GAME CAREER HIGHS

Tackles.....6 vs. Missouri (11/27/15)
 Tackles For Loss.....2.0 at Tennessee (10/3/15)
 Sacks.....1.0 at Tennessee (10/3/15)
 Forced Fumbles.....1 at No. 6 Auburn (8/30/14)
 QB Hurries.....2 vs. Nicholls State (9/6/14)

CAREER STATS


| | GS | UA | A | ToT | TFL-YDS | SCK-YDS | FF | FR-YDS | INT-YDS | QBH | BRUP |
|--------------|--------------|-----------|-----------|-----------|---------------|---------------|----------|------------|------------|----------|----------|
| 2014 | 12/0 | 4 | 7 | 11 | 2.0-4 | 0.0-0 | 1 | 1-0 | 0-0 | 4 | 0 |
| 2015 | 13/8 | 11 | 19 | 30 | 7.0-27 | 2.0-12 | 0 | 1-0 | 0-0 | 1 | 1 |
| 2016 | 8/7 | 6 | 11 | 17 | 0.0-0 | 0.0-0 | 0 | 0-0 | 0-0 | 1 | 0 |
| TOTAL | 33/15 | 21 | 37 | 68 | 9.0-31 | 2.0-12 | 1 | 2-0 | 0-0 | 6 | 1 |

2016 GAME-BY-GAME STATS

| | GS | UA | A | ToT | TFL-YDS | SCK-YDS | FF | FR-YDS | INT-YDS | QBH | BRUP |
|--------------|------------|----------|-----------|-----------|--------------|--------------|----------|------------|------------|----------|----------|
| LA TECH | 1/0 | 1 | 0 | 1 | 0.0-0 | 0.0-0 | 0 | 0-0 | 0-0 | 0 | 0 |
| at TCU | 1/1 | 1 | 4 | 5 | 0.0-0 | 0.0-0 | 0 | 0-0 | 0-0 | 0 | 0 |
| TX STATE | 1/1 | 1 | 0 | 1 | 0.0-0 | 0.0-0 | 0 | 0-0 | 0-0 | 0 | 0 |
| vs. TAMU | 1/1 | 1 | 1 | 2 | 0.0-0 | 0.0-0 | 0 | 0-0 | 0-0 | 0 | 0 |
| ALCORN | 1/1 | 0 | 1 | 1 | 0.0-0 | 0.0-0 | 0 | 0-0 | 0-0 | 0 | 0 |
| ALA | 1/1 | 1 | 0 | 1 | 0.0-0 | 0.0-0 | 0 | 0-0 | 0-0 | 0 | 0 |
| MISS | 1/1 | 0 | 1 | 1 | 0.0-0 | 0.0-0 | 0 | 0-0 | 0-0 | 1 | 0 |
| at AU | 1/1 | 1 | 4 | 5 | 0.0-0 | 0.0-0 | 0 | 0-0 | 0-0 | 0 | 0 |
| UF | | | | | | | | | | | |
| LSU | | | | | | | | | | | |
| at MSU | | | | | | | | | | | |
| at MIZZ | | | | | | | | | | | |
| TOTAL | 8/7 | 6 | 11 | 17 | 0.0-0 | 0.0-0 | 0 | 0-0 | 0-0 | 1 | 0 |



GAME NOTES



JARED COLLINS

Senior | Defensive Back
5-11 | 173
Tulsa, Okla. | Booker T. Washington HS

29

QUICK HITS

- Has started 31 straight games.
- Has only been thrown at 20 times this season.
- Sixth among Arkansas DBs in tackles (14) and third on the team in PBUs (4).
- Has a PBU in three straight games.
- Totaled five tackles for the fourth time in his career at No. 21 Auburn.
- Had a key PBU in the end zone on 3rd-and-2 during the 4th quarter against No. 12 Ole Miss.
- Has made at least two tackles in 35 of 45 career games played.
- Led team in PBUs for the 2nd straight season with nine in 2015, which tied for 11th in the SEC.
- Recorded 44 tackles in 2015, which ranked 4th among Arkansas DBs.
- Forced one fumble and collected one interception in 2015.
- Tied for the SEC lead in PBUs (13) in 2014.

SINGLE-GAME CAREER HIGHS

| | |
|------------------|---------------------------------------|
| Tackles | 10 at No. 17 Missouri (11/28/14) |
| Tackles For Loss | 3.0 vs. UAB (10/25/14) |
| Fumbles Forced | 1 (3x), last at Tennessee (10/3/15) |
| Interceptions | 1 (2x), last vs. Texas Tech (9/19/15) |
| Pass Breakups | 4 vs. No. 20 LSU (11/15/14) |

CAREER STATS

| | GS | UA | A | ToT | TFL-YDS | SCK-YDS | FF | FR-YDS | INT-YDS | QBH | BRUP |
|--------------|--------------|-----------|-----------|------------|---------------|---------------|----------|------------|------------|----------|-----------|
| 2013 | 11/2 | 13 | 14 | 27 | 1.0-1 | 0.0-0 | 1 | 0-0 | 1-0 | 0 | 2 |
| 2014 | 13/12 | 39 | 14 | 53 | 4.0-23 | 1.0-18 | 1 | 0-0 | 0-0 | 0 | 13 |
| 2015 | 13/13 | 29 | 15 | 44 | 0.5-2 | 0.0-0 | 1 | 0-0 | 1-0 | 0 | 9 |
| 2016 | 8/8 | 6 | 8 | 14 | 0.5-1 | 0.0-0 | 0 | 0-0 | 0-0 | 0 | 4 |
| TOTAL | 45/35 | 87 | 51 | 138 | 6.0-27 | 1.0-18 | 3 | 0-0 | 2-0 | 0 | 28 |

2016 GAME-BY-GAME STATS

| | GS | UA | A | ToT | TFL-YDS | SCK-YDS | FF | FR-YDS | INT-YDS | QBH | BRUP |
|--------------|------------|----------|----------|-----------|--------------|--------------|----------|------------|------------|----------|----------|
| LA TECH | 1/1 | 0 | 1 | 1 | 0.0-0 | 0.0-0 | 0 | 0-0 | 0-0 | 0 | 0 |
| at TCU | 1/1 | 1 | 1 | 2 | 0.0-0 | 0.0-0 | 0 | 0-0 | 0-0 | 0 | 0 |
| TX STATE | 1/1 | 0 | 0 | 0 | 0.0-0 | 0.0-0 | 0 | 0-0 | 0-0 | 0 | 1 |
| vs. TAMU | 1/1 | 1 | 0 | 1 | 0.0-0 | 0.0-0 | 0 | 0-0 | 0-0 | 0 | 0 |
| ALCORN | 1/1 | 0 | 1 | 1 | 0.0-0 | 0.0-0 | 0 | 0-0 | 0-0 | 0 | 0 |
| ALA | 1/1 | 1 | 3 | 4 | 0.5-1 | 0.0-0 | 0 | 0-0 | 0-0 | 0 | 1 |
| MISS | 1/1 | 1 | 2 | 3 | 0.0-0 | 0.0-0 | 0 | 0-0 | 0-0 | 0 | 1 |
| at AU | 1/1 | 2 | 0 | 2 | 0.0-0 | 0.0-0 | 0 | 0-0 | 0-0 | 0 | 1 |
| UF | | | | | | | | | | | |
| LSU | | | | | | | | | | | |
| at MSU | | | | | | | | | | | |
| at MIZZ | | | | | | | | | | | |
| TOTAL | 8/8 | 6 | 8 | 14 | 0.5-1 | 0.0-0 | 0 | 0-0 | 0-0 | 0 | 4 |



JARED CORNELIUS

Junior | Wide Receiver
5-11 | 212
Shreveport, La. | Evangel Christian Academy

1

QUICK HITS

- Paul Hornung Award candidate.
- Amassed a team-best 465 yards receiving on 24 grabs (3rd on the team).
- Became the third player in school history to top 100-yards receiving in three straight games.
- Collected five TD receptions to rank T-2nd for the Razorbacks.
- 16 of his last 17 touches on offense (not special teams) have resulted in a first down or a TD.
- His 465 yards receiving rank 9th in the SEC.
- Ranks 2nd in the SEC in receiving yards/SEC game (82.3).
- 1 of 3 SEC players with a conference-best three 100-yard games this season.
- Averaging 19.4 yards/reception to pace the team, rank 3rd in the SEC and 19th in the FBS.
- 20 of his receptions have resulted in a first down or TD or 83.33 percent of the time.
- His impact reception percentage of 83.33 leads the team.
- Leads the Razorbacks and ranks 4th in the SEC in 20+ yard plays (11).
- A league-best seven of his 20+ yard plays have come vs. current AP Top 25 teams.
- All 11 20+ yard plays have been receptions, including TD grabs of 35 and 29 yards.
- Tied for 3rd in the SEC in receptions of 15+ yards (14).
- Ranks 2nd in the SEC in receptions of 20+ yards (11) and T-3rd in receptions of 25+ yards (7).
- All five of his receptions on third down have resulted in a first down.
- Has scored a TD in eight of his last 11 games (six through the air and three on the ground).
- 1 of 2 SEC players with two 100-yard receiving games against SEC opponents.
- Ranks 7th in the SEC in receiving yds./game (66.4) and 2nd in receiving yds./SEC game (82.3).
- His career-high 146 yards receiving vs. No. 1 Alabama are the 4th-most in the SEC this season.
- Has 19 receptions of 20+ yards in his career.
- Scored the game-winning TD against No. 12 Ole Miss on a 6-yard scamper.
- Had three receptions of 20+ yards against the Crimson Tide.
- Had first career multi-TD game against Alcorn State.
- Had then-career highs in receptions and receiving yards against No. 10 Texas A&M.
- 3 of 7 catches against the Aggies went for 33 yards or more.
- Missed the Texas State game with a sore back.
- Hauled in the first TD pass of the season from 13-yards out in the season opener.
- Missed four games in 2015 with a broken arm.
- Only SEC player and 1 of 3 in the country with a 40-yard catch, run and punt return in 2015.
- Recorded a catch in 8 of 9 games last season, including seven multi-reception contests.
- Had nine plays of 20+ yards (six receiving, two punt returns and one rushing) in 2015.

SINGLE-GAME CAREER HIGHS

| | |
|-----------------|--|
| Receptions | 7 vs. No. 10 Texas A&M (9/24/16) |
| Receiving Yards | 146 vs. No. 1 Alabama (10/8/16) |
| Receiving TDs | 2 vs. Alcorn State (10/1/16) |
| Rushing Yards | 71 at No. 9 LSU (11/14/15) |
| Rushing TDs | 1 (2x) last vs. No. 12 Ole Miss (10/15/16) |

CAREER STATS

| | RECEIVING | | | | | RUSHING | | | | | PUNT RETURN | | | | |
|--------------|-------------|-----------|--------------|-------------|----------|-----------|-----------|------------|------------|----------|-------------|-----------|------------|----------|-----------|
| | GS | REC | YDS | AVG | TD | LNG | ATT | YDS | AVG | TD | LNG | RET | YDS | TD | LNG |
| 2014 | 13/0 | 18 | 212 | 11.8 | 2 | 38 | 5 | 23 | 4.6 | 0 | 11 | 9 | 91 | 0 | 35 |
| 2015 | 9/6 | 24 | 393 | 16.4 | 3 | 58 | 7 | 112 | 16.0 | 2 | 69 | 7 | 93 | 0 | 43 |
| 2016 | 7/2 | 24 | 465 | 19.4 | 4 | 57 | 7 | 45 | 6.4 | 1 | 11 | 6 | 39 | 0 | 19 |
| TOTAL | 29/8 | 66 | 1,070 | 16.2 | 9 | 58 | 19 | 180 | 9.5 | 3 | 69 | 22 | 223 | 0 | 43 |

2016 GAME-BY-GAME STATS

| | RECEIVING | | | | | RUSHING | | | | | PUNT RETURN | | | | |
|--------------|------------|-----------|------------|-------------|----------|-----------|----------|-----------|------------|----------|-------------|----------|-----------|----------|-----------|
| | GS | REC | YDS | AVG | TD | LNG | ATT | YDS | AVG | TD | LNG | RET | YDS | TD | LNG |
| LA TECH | 1/1 | 1 | 13 | 13.0 | 1 | 13 | 3 | 13 | 4.3 | 0 | 8 | 1 | 0 | 0 | 0 |
| at TCU | 1/0 | 2 | 17 | 8.5 | 0 | 17 | 0 | 0 | 0.0 | 0 | 0 | 2 | 35 | 0 | 19 |
| TX STATE | - | - | - | - | - | - | - | - | - | - | - | - | - | - | - |
| vs. TAMU | 1/0 | 7 | 126 | 18.0 | 1 | 38 | 1 | 7 | 7.0 | 0 | 7 | 1 | -1 | 0 | 0 |
| ALCORN | 1/0 | 4 | 106 | 26.5 | 2 | 35 | 0 | 0 | 0.0 | 0 | 0 | 0 | 0 | 0 | 0 |
| ALA | 1/0 | 5 | 146 | 29.2 | 0 | 57 | 1 | 8 | 8.0 | 0 | 8 | 0 | 0 | 0 | 0 |
| MISS | 1/1 | 3 | 40 | 13.3 | 0 | 20 | 2 | 17 | 8.5 | 1 | 11 | 2 | 5 | 0 | 4 |
| at AU | 1/0 | 2 | 17 | 8.5 | 0 | 9 | 0 | 0 | 0.0 | 0 | 0 | 0 | 0 | 0 | 0 |
| UF | | | | | | | | | | | | | | | |
| LSU | | | | | | | | | | | | | | | |
| at MSU | | | | | | | | | | | | | | | |
| at MIZZ | | | | | | | | | | | | | | | |
| TOTAL | 7/2 | 24 | 465 | 19.4 | 4 | 57 | 7 | 45 | 6.4 | 1 | 11 | 6 | 39 | 0 | 19 |



UNCOMMON MENTALITY

**BROOKS ELLIS**

Senior | Linebacker

6-2 | 245

Fayetteville, Ark. | Fayetteville HS

51**QUICK HITS**

- William V. Campbell Trophy finalist.
- Wuerffel Trophy semifinalist.
- CoSIDA Academic All-District team.
- Leads the team and T-7th in the SEC in total tackles (57).
- Leads the team in solo stops (26) and is T-2nd on the team in TFL (4.0).
- Has started 26 straight games dating back to 2014.
- Has four or more tackles in 17 of his last 18 games, including nine straight.
- Has made at least one tackle in 36 straight games dating back to 2013.
- Has recorded double-digit tackles seven times in his career.
- Has led the team in tackles eight times in his career, including four this season.
- Has paced all Razorbacks in tackles in two of the last three contests.
- Gave Arkansas a 13-0 lead at No. 15 TCU in the second quarter with a pick six.
- Led team in tackles (13) at TCU, posting his then-seventh career game with double-digit stops.
- His 13 tackles at TCU equaled the most by an SEC player on the weekend.
- Made eight tackles in the second half and overtime periods at TCU.
- 102 tackles in 2015 led the team and tied for ninth in the SEC.
- 67 of 102 tackles came against SEC opponents, highlighted by a pair of double-figure efforts.
- Led the team in tackles four times in 2015.
- One of two SEC defenders to log 15+ tackles in a conference game twice in 2015.

SINGLE-GAME CAREER HIGHS

Tackles 15 (2x) last vs. Mississippi State (11/21/15)
 Tackles For Loss 3.0 at No. 15 TCU (9/10/16)
 Sacks 1.5 vs. Kansas State (1/2/16)
 Forced Fumbles 1 (2x) last vs. Texas (12/29/14)
 Interceptions 1 (4x) last at No. 15 TCU (9/10/16)

CAREER STATS

| | GS | UA | A | ToT | TFL-YDS | SCK-YDS | FF | FR-YDS | INT-YDS | QBH | BRUP |
|--------------|--------------|------------|------------|------------|----------------|---------------|----------|------------|--------------|----------|-----------|
| 2013 | 12/4 | 12 | 21 | 33 | 2.0-3 | 0.5-1 | 0 | 0-0 | 0-0 | 0 | 1 |
| 2014 | 11/11 | 29 | 43 | 72 | 5.5-13 | 0.5-4 | 2 | 0-0 | 2-63 | 2 | 5 |
| 2015 | 13/13 | 45 | 57 | 102 | 8.0-26 | 1.5-12 | 0 | 1-4 | 1-28 | 5 | 3 |
| 2016 | 8/8 | 26 | 31 | 57 | 4.0-10 | 0.0-0 | 0 | 0-0 | 1-47 | 2 | 3 |
| TOTAL | 44/36 | 112 | 152 | 264 | 19.5-52 | 2.5-17 | 2 | 1-4 | 4-138 | 9 | 12 |

2016 GAME-BY-GAME STATS

| | GS | UA | A | ToT | TFL-YDS | SCK-YDS | FF | FR-YDS | INT-YDS | QBH | BRUP |
|--------------|------------|-----------|-----------|-----------|---------------|--------------|----------|------------|-------------|----------|----------|
| LA TECH | 1/1 | 2 | 4 | 6 | 0.0-0 | 0.0-0 | 0 | 0-0 | 0-0 | 0 | 0 |
| at TCU | 1/1 | 8 | 5 | 13 | 3.0-9 | 0.0-0 | 0 | 0-0 | 1-47 | 0 | 0 |
| TX STATE | 1/1 | 4 | 3 | 7 | 1.0-1 | 0.0-0 | 0 | 0-0 | 0-0 | 0 | 1 |
| vs. TAMU | 1/1 | 2 | 2 | 4 | 0.0-0 | 0.0-0 | 0 | 0-0 | 0-0 | 1 | 0 |
| ALCORN | 1/1 | 0 | 4 | 4 | 0.0-0 | 0.0-0 | 0 | 0-0 | 0-0 | 0 | 1 |
| ALA | 1/1 | 4 | 4 | 8 | 0.0-0 | 0.0-0 | 0 | 0-0 | 0-0 | 0 | 1 |
| MISS | 1/1 | 4 | 5 | 9 | 0.0-0 | 0.0-0 | 0 | 0-0 | 0-0 | 1 | 0 |
| at AU | 1/1 | 2 | 4 | 6 | 0.0-0 | 0.0-0 | 0 | 0-0 | 0-0 | 0 | 0 |
| UF | | | | | | | | | | | |
| LSU | | | | | | | | | | | |
| at MSU | | | | | | | | | | | |
| at MIZZ | | | | | | | | | | | |
| TOTAL | 8/8 | 26 | 31 | 57 | 4.0-10 | 0.0-0 | 0 | 0-0 | 1-47 | 2 | 3 |

**DWAYNE EUGENE**

Junior | Linebacker

6-1 | 235

Marrero, La. | Archbishop Rummel HS

35**QUICK HITS**

- Started at WLB each of the last two games in place of Dre Greenlaw.
- Has 14 total tackles since entering the starting lineup.
- Tied for the team lead in tackles at No. 21 Auburn with a career-high eight.
- Totaled two QB hurries against No. 12 Ole Miss for the first time in his career.
- His two QBHs are T-2nd on the team.
- Pulled in his first career INT against No. 1 Alabama.

SINGLE-GAME CAREER HIGHS

Tackles 8 at No. 21 Auburn (10/22/16)
 Interceptions 1 vs. No. 1 Alabama (10/8/16)
 QB Hurries 2 vs. No. 12 Ole Miss (10/15/16)

CAREER STATS

| | GS | UA | A | ToT | TFL-YDS | SCK-YDS | FF | FR-YDS | INT-YDS | QBH | BRUP |
|--------------|-------------|-----------|-----------|-----------|--------------|--------------|----------|------------|------------|----------|----------|
| 2014 | 13/0 | 1 | 5 | 6 | 0.0-0 | 0.0-0 | 0 | 0-0 | 0-0 | 0 | 0 |
| 2015 | 9/1 | 3 | 11 | 14 | 0.0-0 | 0.0-0 | 0 | 0-0 | 0-0 | 0 | 0 |
| 2016 | 8/2 | 7 | 10 | 17 | 0.0-0 | 0.0-0 | 0 | 0-0 | 1-8 | 2 | 0 |
| TOTAL | 30/3 | 11 | 26 | 37 | 0.0-0 | 0.0-0 | 0 | 0-0 | 1-8 | 2 | 0 |

2016 GAME-BY-GAME STATS

| | GS | UA | A | ToT | TFL-YDS | SCK-YDS | FF | FR-YDS | INT-YDS | QBH | BRUP |
|--------------|------------|----------|-----------|-----------|--------------|--------------|----------|------------|------------|----------|----------|
| LA TECH | 1/0 | 0 | 0 | 0 | 0.0-0 | 0.0-0 | 0 | 0-0 | 0-0 | 0 | 0 |
| at TCU | 1/0 | 0 | 0 | 0 | 0.0-0 | 0.0-0 | 0 | 0-0 | 0-0 | 0 | 0 |
| TX STATE | 1/0 | 0 | 2 | 2 | 0.0-0 | 0.0-0 | 0 | 0-0 | 0-0 | 0 | 0 |
| vs. TAMU | 1/0 | 0 | 0 | 0 | 0.0-0 | 0.0-0 | 0 | 0-0 | 0-0 | 0 | 0 |
| ALCORN | 1/0 | 1 | 0 | 1 | 0.0-0 | 0.0-0 | 0 | 0-0 | 0-0 | 0 | 0 |
| ALA | 1/0 | 1 | 2 | 3 | 0.0-0 | 0.0-0 | 0 | 0-0 | 1-8 | 0 | 0 |
| MISS | 1/1 | 1 | 2 | 3 | 0.0-0 | 0.0-0 | 0 | 0-0 | 0-0 | 2 | 0 |
| at AU | 1/1 | 4 | 4 | 8 | 0.0-0 | 0.0-0 | 0 | 0-0 | 0-0 | 0 | 0 |
| UF | | | | | | | | | | | |
| LSU | | | | | | | | | | | |
| at MSU | | | | | | | | | | | |
| at MIZZ | | | | | | | | | | | |
| TOTAL | 8/2 | 7 | 10 | 17 | 0.0-0 | 0.0-0 | 0 | 0-0 | 1-8 | 2 | 0 |



GAME NOTES



DRE GREENLAW

Sophomore | Linebacker
6-0 | 226
Fayetteville, Ark. | Fayetteville HS

23

QUICK HITS

- Left the Alabama game with a foot contusion and his return this season is questionable.
- Started 17 straight games prior to missing the Ole Miss game.
- Has made double-digit tackles five times in his career.
- Has led the team in tackles in 7 of 19 games played.
- Led team in tackles against Texas A&M (11).
- Finished second on the team in tackles vs. Texas State (6).
- Tied for the team lead in tackles with seven and made his first career INT vs. LA Tech.
- Only player to win SEC Freshman of the Week twice in 2015.
- Finished fifth nationally among FBS freshmen and tops among SEC rookies in tackles in 2015.
- Ranked 17th in the SEC in total tackles in 2015.
- Made a team-high 69 tackles in SEC action and averaged 9.8 tackles in SEC road games in 2015.
- Put together four double-digit tackle performances last season.
- Combined for 150 tackles with Brooks Ellis over the last nine games of the 2015 season.

SINGLE-GAME CAREER HIGHS

| | |
|------------------|---|
| Tackles | 16 vs. Auburn (10/24/15) |
| Tackles For Loss | 1.5 vs. No. 10 Texas A&M (9/24/16) |
| Sacks | 1.0 at No. 9 LSU (11/14/15) |
| Forced Fumbles | 1 (3x) last vs. No. 1 Alabama (10/8/16) |
| Interceptions | 1 vs. Louisiana Tech (9/3/16) |

CAREER STATS

| | GS | UA | A | ToT | TFL-YDS | SCK-YDS | FF | FR-YDS | INT-YDS | QBH | BRUP |
|--------------|--------------|-----------|-----------|------------|---------------|---------------|----------|------------|------------|----------|----------|
| 2015 | 13/11 | 46 | 49 | 95 | 3.5-20 | 1.0-14 | 3 | 0-0 | 0-0 | 1 | 1 |
| 2016 | 6/6 | 21 | 16 | 37 | 1.5-3 | 0.0-0 | 0 | 2-0 | 1-3 | 1 | 0 |
| TOTAL | 19/17 | 67 | 65 | 132 | 5.0-23 | 1.0-14 | 3 | 2-0 | 1-3 | 2 | 1 |

2016 GAME-BY-GAME STATS

| | GS | UA | A | ToT | TFL-YDS | SCK-YDS | FF | FR-YDS | INT-YDS | QBH | BRUP |
|--------------|------------|-----------|-----------|-----------|--------------|--------------|----------|------------|------------|----------|----------|
| LA TECH | 1/1 | 2 | 5 | 7 | 0.0-0 | 0.0-0 | 0 | 0-0 | 1-3 | 0 | 0 |
| at TCU | 1/1 | 4 | 4 | 8 | 0.0-0 | 0.0-0 | 0 | 1-0 | 0-0 | 0 | 0 |
| TX STATE | 1/1 | 5 | 1 | 6 | 0.0-0 | 0.0-0 | 0 | 0-0 | 0-0 | 0 | 0 |
| vs. TAMU | 1/1 | 7 | 4 | 11 | 1.5-3 | 0.0-0 | 0 | 1-0 | 0-0 | 0 | 0 |
| ALCORN | 1/1 | 1 | 2 | 3 | 0.0-0 | 0.0-0 | 0 | 0-0 | 0-0 | 1 | 0 |
| ALA | 1/1 | 2 | 0 | 2 | 0.0-0 | 0.0-0 | 1 | 0-0 | 0-0 | 0 | 0 |
| MISS | - | - | - | - | - | - | - | - | - | - | - |
| at AU | - | - | - | - | - | - | - | - | - | - | - |
| UF | - | - | - | - | - | - | - | - | - | - | - |
| LSU | - | - | - | - | - | - | - | - | - | - | - |
| at MSU | - | - | - | - | - | - | - | - | - | - | - |
| at MIZZ | - | - | - | - | - | - | - | - | - | - | - |
| TOTAL | 6/6 | 21 | 16 | 37 | 1.5-3 | 0.0-0 | 1 | 2-0 | 1-3 | 1 | 0 |



KEON HATCHER

Senior | Wide Receiver
6-2 | 207
Owasso, Okla. | Owasso HS

4

QUICK HITS

- T-2nd in the SEC in games with 75 or more yards receiving (4) ... leader has six.
- 21 of his 28 catches have resulted in a first down or TD.
- Leads team in receptions that have resulted in a first down or TD on first down (7).
- Has two first-down grabs on fourth down.
- Has catches of 20+ yards (2), 30+ (2), 40+ (2), 50+ (1), 60+ (1) and 70+ (1).
- Owns streak of 26 consecutive games with a catch for a first down dating back to 2013.
- T-7th in school history in career TD receptions (16).
- Has a TD catch in 14 career games, including four of the last six played.
- Ranks 2nd on the team and 14th in the SEC in receiving yards (435).
- Ranks 2nd on the team, and T-12th in the SEC in receptions (28).
- Leads team and is T-6th in the SEC in receiving TDs (5).
- Tied for 2nd in the SEC in red zone TD catches (5).
- Tied for the SEC lead in third-down TD catches (2).
- Ranks 10th in the SEC in TD catches against SEC opponents (3).
- T-6th in the SEC in receptions of 15+ yards (13).
- T-8th in the SEC in receiving yards/game (62.1).
- Ranks 5th in the SEC in first-half yards receiving (311) and T-4th in TD catches (3).
- Eclipsed 1,500 career yards receiving with a team-best 81 on seven grabs at No. 21 Auburn.
- Hauled in the team's longest catch of the season (73 yards) against Texas State.
- Missed the Alcorn State game with a sore hamstring.
- Hit the triple-digit mark in career receptions against No. 10 Texas A&M.
- Returned in 2016 with team bests in receptions (6) and yards (86) in the season opener.
- Suffered a season-ending foot injury in 2015.
- Eclipsed 100-yards receiving for the second time in his career against UTEP in 2015.
- Also had his first multi-TD catch game with two vs. UTEP (6 catches, 106 yards, 2 TD).
- Hauled in 10 of his 13 receptions in 2015 during the first half for 160 yards.
- 10 of 13 catches in 2015 resulted in a first down.

SINGLE-GAME CAREER HIGHS

| | |
|-----------------|---|
| Receptions | 7 (4x) last at No. 21 Auburn (10/22/16) |
| Receiving Yards | 107 vs. Northern Illinois (9/20/14) |
| Receiving TDs | 2 (2x) last vs. No. 1 Alabama (10/8/16) |
| Rushing Yards | 82 vs. Nicholls State (9/6/14) |
| Rushing TDs | 1 vs. Nicholls State (9/6/14) |

CAREER STATS

| | RECEIVING | | | | | | RUSHING | | | | |
|--------------|--------------|------------|--------------|-------------|-----------|-----------|-----------|------------|-------------|----------|-----------|
| | GS | REC | YDS | AVG | TD | LNG | ATT | YDS | AVG | TD | LNG |
| 2012 | 10/0 | 3 | 21 | 7.0 | 1 | 12 | 0 | 0 | 0.0 | 0 | 0 |
| 2013 | 10/6 | 27 | 346 | 12.8 | 2 | 43 | 11 | 140 | 12.7 | 0 | 50 |
| 2014 | 13/12 | 43 | 558 | 13.0 | 6 | 50 | 5 | 112 | 22.4 | 1 | 82 |
| 2015 | 2/2 | 13 | 198 | 15.2 | 2 | 38 | 1 | 0 | 0.0 | 0 | 0 |
| 2016 | 7/3 | 28 | 435 | 13.6 | 5 | 73 | 3 | 3 | 1.0 | 0 | 6 |
| TOTAL | 42/23 | 114 | 1,558 | 13.7 | 16 | 73 | 20 | 255 | 12.8 | 1 | 82 |

2016 GAME-BY-GAME STATS

| | RECEIVING | | | | | | RUSHING | | | | |
|--------------|------------|-----------|------------|-------------|----------|-----------|----------|----------|------------|----------|----------|
| | GS | REC | YDS | AVG | TD | LNG | ATT | YDS | AVG | TD | LNG |
| LA TECH | 1/0 | 6 | 86 | 14.3 | 0 | 18 | 0 | 0 | 0.0 | 0 | 0 |
| at TCU | 1/0 | 2 | 22 | 11.0 | 1 | 16 | 0 | 0 | 0.0 | 0 | 0 |
| TX STATE | 1/1 | 3 | 96 | 32.0 | 1 | 73 | 0 | 0 | 0.0 | 0 | 0 |
| vs. TAMU | 1/1 | 3 | 77 | 25.7 | 1 | 44 | 1 | -5 | -5.0 | 0 | 0 |
| ALCORN | - | - | - | - | - | - | - | - | - | - | - |
| ALA | 1/0 | 4 | 39 | 9.8 | 2 | 16 | 0 | 0 | 0.0 | 0 | 0 |
| MISS | 1/0 | 3 | 34 | 11.3 | 0 | 13 | 2 | 8 | 4.0 | 0 | 6 |
| at AU | 1/1 | 7 | 81 | 11.6 | 0 | 17 | 0 | 0 | 0.0 | 0 | 0 |
| UF | - | - | - | - | - | - | - | - | - | - | - |
| LSU | - | - | - | - | - | - | - | - | - | - | - |
| at MSU | - | - | - | - | - | - | - | - | - | - | - |
| at MIZZ | - | - | - | - | - | - | - | - | - | - | - |
| TOTAL | 7/3 | 28 | 435 | 13.6 | 5 | 73 | 3 | 3 | 1.0 | 0 | 6 |



**CODY HOLLISTER**

Senior | Wide Receiver
6-4 | 209

Bend, Ore. | Mountain View HS/Arizona Western

**TAIWAN JOHNSON**

Senior | Defensive Lineman
6-2 | 284

Manvel, Texas | Manvel HS

94**QUICK HITS**

- Has a reception in four games this season.
- Has multiple catches in three games this season.
- Hauled in a season-high three grabs vs. Texas State.
- Scored his first career rushing TD from 48-yards out against Alcorn State.
- Made two tackles vs. No. 1 Alabama and No. 12 Ole Miss.
- Recovered a fumble vs. No. 10 Texas A&M.
- Has multiple catches in three games this season.

SINGLE-GAME CAREER HIGHS

| | |
|-----------------|-------------------------------|
| Receptions | 4 vs. Toledo (9/12/15) |
| Receiving Yards | 65 vs. Toledo (9/12/15) |
| Receiving TDs | 1 vs. Nicholls (9/7/14) |
| Attempts | 2 vs. Alcorn State (10/1/16) |
| Rush Yards | 48 vs. Alcorn State (10/1/16) |
| Rush TDs | 1 vs. Alcorn State (10/1/16) |

CAREER STATS

| | RECEIVING | | | | | | | RUSHING | | | | |
|--------------|--------------|-----------|------------|-------------|----------|-----------|----------|-----------|-------------|----------|-----------|--|
| | GS | REC | YDS | AVG | TD | LNG | ATT | YDS | AVG | TD | LNG | |
| 2014 | 13/7 | 13 | 137 | 10.5 | 1 | 18 | 0 | 0 | 0.0 | 0 | 0 | |
| 2015 | 5/1 | 4 | 65 | 16.3 | 0 | 22 | 0 | 0 | 0.0 | 0 | 0 | |
| 2016 | 8/4 | 9 | 139 | 15.4 | 0 | 37 | 2 | 48 | 24.0 | 1 | 26 | |
| TOTAL | 26/12 | 26 | 341 | 13.1 | 1 | 37 | 2 | 48 | 24.0 | 1 | 26 | |

2016 GAME-BY-GAME STATS

| | RECEIVING | | | | | | | RUSHING | | | | |
|--------------|------------|----------|------------|-------------|----------|-----------|----------|-----------|-------------|----------|-----------|--|
| | GS | REC | YDS | AVG | TD | LNG | ATT | YDS | AVG | TD | LNG | |
| LA TECH | 1/1 | 0 | 0 | 0.0 | 0 | 0 | 0 | 0 | 0.0 | 0 | 0 | |
| at TCU | 1/0 | 0 | 0 | 0.0 | 0 | 0 | 0 | 0 | 0.0 | 0 | 0 | |
| TX STATE | 1/0 | 3 | 38 | 12.7 | 0 | 19 | 0 | 0 | 0.0 | 0 | 0 | |
| vs. TAMU | 1/0 | 3 | 39 | 13.0 | 0 | 19 | 0 | 0 | 0.0 | 0 | 0 | |
| ALCORN | 1/1 | 0 | 0 | 0.0 | 0 | 0 | 2 | 48 | 24.0 | 1 | 26 | |
| ALA | 1/1 | 2 | 43 | 21.5 | 0 | 37 | 0 | 0 | 0.0 | 0 | 0 | |
| MISS | 1/1 | 1 | 19 | 19.0 | 0 | 19 | 0 | 0 | 0.0 | 0 | 0 | |
| at AU | 1/0 | 0 | 0 | 0.0 | 0 | 0 | 0 | 0 | 0.0 | 0 | 0 | |
| UF | | | | | | | | | | | | |
| LSU | | | | | | | | | | | | |
| at MSU | | | | | | | | | | | | |
| at MIZZ | | | | | | | | | | | | |
| TOTAL | 8/4 | 9 | 139 | 15.4 | 0 | 37 | 2 | 48 | 24.0 | 1 | 26 | |

QUICK HITS

- Has started 34 straight games.
- Has recorded at least a 0.5 TFL in four games this season.
- Has made at least a half-sack in six career games, including three of his last 10.
- Has recorded a tackle in 18 of his last 21 contests played, including every game this season.
- Had a QBH that forced an interception returned for a TD at TCU.
- His 24 tackles in 2015 tied for fourth among Arkansas DL.
- Made a tackle for loss in three straight games last season.
- Recorded 4.5 sacks as a sophomore in 2014.

SINGLE-GAME CAREER HIGHS

| | |
|------------------|-------------------------------------|
| Tackles | 8 vs. Mississippi State (11/21/15) |
| Tackles For Loss | 3.0 vs. Nicholls State (9/6/14) |
| Sacks | 2.5 vs. Nicholls State (9/6/14) |
| QB Hurries | 1 (3x) last at No. 15 TCU (9/10/16) |

CAREER STATS


| | GS | UA | A | ToT | TFL-YDS | SCK-YDS | FF | FR-YDS | INT-YDS | QBH | BRUP |
|--------------|--------------|-----------|-----------|-----------|----------------|---------------|----------|-------------|------------|----------|----------|
| 2013 | 3/0 | 1 | 3 | 4 | 0.0-0 | 0.0-0 | 0 | 0-0 | 0-0 | 0 | 0 |
| 2014 | 13/13 | 15 | 11 | 26 | 8.0-45 | 4.5-35 | 0 | 2-0 | 0-0 | 1 | 0 |
| 2015 | 13/13 | 12 | 16 | 28 | 5.0-16 | 1.5-4 | 0 | 1-15 | 0-0 | 1 | 2 |
| 2016 | 8/8 | 5 | 12 | 17 | 3.0-14 | 1.0-5 | 0 | 0-0 | 0-0 | 2 | 0 |
| TOTAL | 37/34 | 33 | 42 | 75 | 16.0-75 | 7.0-44 | 0 | 3-15 | 0-0 | 4 | 2 |

2016 GAME-BY-GAME STATS

| | GS | UA | A | ToT | TFL-YDS | SCK-YDS | FF | FR-YDS | INT-YDS | QBH | BRUP |
|--------------|------------|----------|-----------|-----------|---------------|--------------|----------|------------|------------|----------|----------|
| LA TECH | 1/1 | 1 | 0 | 1 | 1.0-5 | 1.0-5 | 0 | 0-0 | 0-0 | 0 | 0 |
| at TCU | 1/1 | 2 | 1 | 3 | 0.0-0 | 0.0-0 | 0 | 0-0 | 0-0 | 1 | 0 |
| TSU | 1/1 | 0 | 1 | 1 | 0.0-0 | 0.0-0 | 0 | 0-0 | 0-0 | 0 | 0 |
| vs. TAMU | 1/1 | 1 | 4 | 5 | 0.5-3 | 0.0-0 | 0 | 0-0 | 0-0 | 0 | 0 |
| ASU | 1/1 | 0 | 1 | 1 | 0.5-2 | 0.0-0 | 0 | 0-0 | 0-0 | 0 | 0 |
| ALA | 1/1 | 1 | 1 | 2 | 1.0-4 | 0.0-0 | 0 | 0-0 | 0-0 | 0 | 0 |
| MISS | 1/1 | 0 | 2 | 2 | 0.0-0 | 0.0-0 | 0 | 0-0 | 0-0 | 1 | 0 |
| at AU | 1/1 | 0 | 2 | 2 | 0.0-0 | 0.0-0 | 0 | 0-0 | 0-0 | 0 | 0 |
| UF | | | | | | | | | | | |
| LSU | | | | | | | | | | | |
| at MSU | | | | | | | | | | | |
| at MIZZ | | | | | | | | | | | |
| TOTAL | 8/8 | 5 | 12 | 17 | 3.0-14 | 1.0-5 | 0 | 0-0 | 0-0 | 2 | 0 |



GAME NOTES



JEREMIAH LEDBETTER

Senior | Defensive Lineman
6-3 | 280

Orlando, Fla. | Gainesville HS (Ga.)/ Hutchinson CC (Kan.)

55

QUICK HITS

- Has accumulated a team-leading 3.5 sacks.
- Has logged at least a half-sack in four games this season.
- Has recorded at least a half-sack in six of the last 12 games dating back to last season.
- Ranks 6th on the team in tackles (31) and T-2nd in TFL (4.0).
- Notched a sack on third down at the 1:50 mark in the fourth quarter against Ole Miss.
- Has recorded four or more stops in 12 of his 21 career games played.
- Forced a fumble for the first time in his career at No. 15 TCU.
- Took over as a starter in the 2nd game of the 2015 season and never relinquished that role.

SINGLE-GAME CAREER HIGHS


Tackles 8 vs. UTEP (9/5/15)
Tackles For Loss 2.5 vs. Auburn (10/24/15)
Sacks 1.5 vs. Texas State (9/17/16)
Forced Fumbles 1 at No. 15 TCU (9/10/16)

CAREER STATS

| | GS | UA | A | ToT | TFL-YDS | SCK-YDS | FF | FR-YDS | INT-YDS | QBH | BRUP |
|--------------|--------------|-----------|-----------|-----------|----------------|---------------|----------|------------|------------|----------|----------|
| 2015 | 13/12 | 24 | 31 | 55 | 7.5-27 | 2.0-14 | 0 | 0-0 | 0-0 | 3 | 1 |
| 2016 | 8/8 | 12 | 19 | 31 | 4.0-31 | 3.5-31 | 1 | 0-0 | 0-0 | 0 | 2 |
| TOTAL | 21/20 | 36 | 50 | 86 | 11.5-58 | 5.5-45 | 1 | 0-0 | 0-0 | 3 | 3 |

2016 GAME-BY-GAME STATS

| | GS | UA | A | ToT | TFL-YDS | SCK-YDS | FF | FR-YDS | INT-YDS | QBH | BRUP |
|--------------|------------|-----------|-----------|-----------|---------------|---------------|----------|------------|------------|----------|----------|
| LA TECH | 1/1 | 2 | 4 | 6 | 0.5-5 | 0.5-5 | 0 | 0-0 | 0-0 | 0 | 0 |
| at TCU | 1/1 | 3 | 4 | 7 | 0.5-3 | 0.5-3 | 1 | 0-0 | 0-0 | 0 | 0 |
| TX STATE | 1/1 | 3 | 1 | 4 | 1.5-15 | 1.5-15 | 0 | 0-0 | 0-0 | 0 | 2 |
| vs. TAMU | 1/1 | 1 | 2 | 3 | 0.0-0 | 0.0-0 | 0 | 0-0 | 0-0 | 0 | 0 |
| ALCORN | 1/1 | 1 | 0 | 1 | 0.0-0 | 0.0-0 | 0 | 0-0 | 0-0 | 0 | 0 |
| ALA | 1/1 | 0 | 2 | 2 | 0.0-0 | 0.0-0 | 0 | 0-0 | 0-0 | 0 | 0 |
| MISS | 1/1 | 1 | 4 | 5 | 1.5-8 | 1.0-8 | 0 | 0-0 | 0-0 | 0 | 0 |
| at AU | 1/1 | 1 | 2 | 3 | 0.0-0 | 0.0-0 | 0 | 0-0 | 0-0 | 0 | 0 |
| UF | | | | | | | | | | | |
| LSU | | | | | | | | | | | |
| at MSU | | | | | | | | | | | |
| at MIZZ | | | | | | | | | | | |
| TOTAL | 8/8 | 12 | 19 | 31 | 4.0-31 | 3.5-31 | 1 | 0-0 | 0-0 | 0 | 2 |



JOSH LIDDELL

Junior | Defensive Back
6-1 | 210

Pine Bluff, Ark. | Dollarway Senior HS

28

QUICK HITS

- Matched his career high in tackles against No. 12 Ole Miss (9).
- Ranks 2nd on the team and leads the secondary in tackles (41).
- Has led or tied for the team lead in tackles each of the last two games.
- 31 of 41 tackles have come through the last five games.
- Made his first INT of the season, third of his career, against Alcorn State.
- Has logged at least eight tackles five times during his career.
- Ranked sixth on the team in tackles in 2015 with 52.
- Tallied 1.5 tackles for loss, forced one fumble and broke up three passes in 2015.
- Tied for the team lead in interceptions with two last season.

SINGLE-GAME CAREER HIGHS

Tackles 9 (3x) last vs. No. 12 Ole Miss (10/15/16)
Tackles For Loss 1.0 (3x) last vs. Alcorn State (10/1/16)
Forced Fumbles 1 (2x) last vs. No. 12 Ole Miss (10/15/16)
Interceptions 1 (3x) last vs. Alcorn State (10/1/16)
Pass Breakups 2 vs. Auburn (10/24/15)

CAREER STATS

| | GS | UA | A | ToT | TFL-YDS | SCK-YDS | FF | FR-YDS | INT-YDS | QBH | BRUP |
|--------------|--------------|-----------|-----------|------------|---------------|--------------|----------|------------|------------|----------|----------|
| 2014 | 12/2 | 4 | 8 | 12 | 0.0-0 | 0.0-0 | 0 | 0-0 | 0-0 | 0 | 1 |
| 2015 | 13/10 | 28 | 24 | 52 | 1.5-2 | 0.0-0 | 1 | 0-0 | 2-0 | 0 | 3 |
| 2016 | 8/8 | 25 | 16 | 41 | 2.0-8 | 0.0-0 | 1 | 0-0 | 1-2 | 0 | 2 |
| TOTAL | 33/20 | 57 | 48 | 105 | 3.5-10 | 0.0-0 | 2 | 0-0 | 3-2 | 0 | 6 |

2016 GAME-BY-GAME STATS

| | GS | UA | A | ToT | TFL-YDS | SCK-YDS | FF | FR-YDS | INT-YDS | QBH | BRUP |
|--------------|------------|-----------|-----------|-----------|--------------|--------------|----------|------------|------------|----------|----------|
| LA TECH | 1/1 | 3 | 2 | 5 | 0.0-0 | 0.0-0 | 0 | 0-0 | 0-0 | 0 | 0 |
| at TCU | 1/1 | 1 | 2 | 3 | 0.0-0 | 0.0-0 | 0 | 0-0 | 0-0 | 0 | 0 |
| TX STATE | 1/1 | 0 | 2 | 2 | 0.0-0 | 0.0-0 | 0 | 0-0 | 0-0 | 0 | 0 |
| vs. TAMU | 1/1 | 3 | 1 | 4 | 1.0-3 | 0.0-0 | 0 | 0-0 | 0-0 | 0 | 1 |
| ALCORN | 1/1 | 4 | 2 | 6 | 1.0-5 | 0.0-0 | 0 | 0-0 | 1-2 | 0 | 0 |
| ALA | 1/1 | 2 | 2 | 4 | 0.0-0 | 0.0-0 | 0 | 0-0 | 0-0 | 0 | 0 |
| MISS | 1/1 | 8 | 1 | 9 | 0.0-0 | 0.0-0 | 1 | 0-0 | 0-0 | 0 | 1 |
| at AU | 1/1 | 4 | 4 | 8 | 0.0-0 | 0.0-0 | 0 | 0-0 | 0-0 | 0 | 0 |
| UF | | | | | | | | | | | |
| LSU | | | | | | | | | | | |
| at MSU | | | | | | | | | | | |
| at MIZZ | | | | | | | | | | | |
| TOTAL | 8/8 | 25 | 16 | 41 | 2.0-8 | 0.0-0 | 1 | 0-0 | 1-2 | 0 | 2 |



**ADAM MCFAIN**

Senior | Kicker
6-0 | 187

Greenwood, Ark. | Greenwood HS

48**QUICK HITS**

- Booted through a career-high 54-yard FG at No. 21 Auburn.
- It was the first 50-yard FG since Zach Hocker (54 yards) in 2013.
- The 54-yard FG tied for the 8th-longest in school history.
- It is also tied for the 4th-longest this season in the FBS and 2nd-longest in the SEC.

SINGLE-GAME CAREER HIGHS


Field Goals Made 3 vs. No. 8 Ole Miss (11/22/14)
Longest Field Goal 54 at No. 21 Auburn (10/22/16)
PATs Made 6 vs. UAB (10/25/14)

CAREER STATS

| | GP | FGM-FGA | LNG | PATs | PTs |
|--------------|-----------|--------------|-----------|-----------|-----------|
| 2014 | 10 | 7-10 | 49 | 20 | 41 |
| 2015 | 3 | 0-0 | 0 | 0 | 0 |
| 2016 | 6 | 4-4 | 54 | 7 | 19 |
| TOTAL | 19 | 11-14 | 54 | 27 | 60 |

2016 GAME-BY-GAME STATS

| | GP | FGM-FGA | LNG | PATs | PTs |
|--------------|----------|------------|-----------|----------|-----------|
| LA TECH | 1 | 0-0 | 0 | 0 | 0 |
| at TCU | - | - | - | - | - |
| TX STATE | - | - | - | - | - |
| vs. TAMU | 1 | 0-0 | 0 | 0 | 0 |
| ALCORN | 1 | 0-0 | 0 | 0 | 0 |
| ALA | 1 | 1-1 | 25 | 3 | 6 |
| MISS | 1 | 2-2 | 43 | 4 | 10 |
| at AU | 1 | 1-1 | 54 | 0 | 3 |
| UF | | | | | |
| LSU | | | | | |
| at MSU | | | | | |
| at MIZZ | | | | | |
| TOTAL | 6 | 4-4 | 54 | 7 | 19 |

**DREW MORGAN**

Senior | Wide Receiver
6-0 | 193

Greenwood, Ark. | Greenwood HS

80**QUICK HITS**

- Biletnikoff Award candidate.
- Leads team and ranks 5th in the SEC in receptions (41).
- 5th Arkansas player since 1997 to record 40+ catches through the first eight games.
- Ranks 3rd in the SEC in first-down receptions (25).
- Has a reception in 22 straight games dating back to 2014.
- Ranks 3rd on the team and 15th in the SEC in receiving yards (420).
- 75 of his 114 career receptions have resulted in a first down.
- Has 3+ catches in 11 straight games dating back to 2015.
- Has 5+ catches in a game a team-best 11 times since the start of 2015.
- Tied for second in the SEC and 17th nationally in TD receptions in 2015.
- His 10 scores equaled the third-most in program single-season history.
- 10 TDs also led the SEC during the regular season.
- Led the SEC with eight receiving touchdowns in conference play, including four on the road.
- Reached the end zone in seven contests.
- Became the first Hog since 2011 to have three 100-yard games in SEC play in a single season.
- First player in school history with consecutive 100-yard games in SEC play away from home.

SINGLE-GAME CAREER HIGHS

Receptions 9 (2x) last vs No. 10 Texas A&M (9/24/16)
Receiving Yards 155 vs. No. 14 Texas A&M (9/26/15)
Receiving TDs 3 at No. 18 Ole Miss (11/7/15)

CAREER STATS


| | RECEIVING | | | | | | RUSHING | | | | | |
|--------------|--------------|------------|--------------|-------------|-----------|-----------|----------|-----------|------------|----------|----------|--|
| | GS | REC | YDS | AVG | TD | LNG | ATT | YDS | AVG | TD | LNG | |
| 2013 | 10/0 | 0 | 0 | 0.0 | 0 | 0 | 0 | 0 | 0.0 | 0 | 0 | |
| 2014 | 13/0 | 10 | 181 | 18.1 | 1 | 44 | 0 | 0 | 0.0 | 0 | 0 | |
| 2015 | 13/10 | 63 | 843 | 13.4 | 10 | 52 | 4 | 20 | 5.0 | 0 | 9 | |
| 2016 | 8/6 | 41 | 420 | 10.2 | 2 | 24 | 1 | -6 | -6.0 | 0 | 0 | |
| TOTAL | 44/19 | 114 | 1,444 | 12.7 | 13 | 52 | 5 | 14 | 2.8 | 0 | 9 | |

2016 GAME-BY-GAME STATS

| | RECEIVING | | | | | | RUSHING | | | | | |
|--------------|------------|-----------|------------|-------------|----------|-----------|----------|-----------|-------------|----------|----------|--|
| | GS | REC | YDS | AVG | TD | LNG | ATT | YDS | AVG | TD | LNG | |
| LA TECH | 1/1 | 5 | 47 | 9.4 | 0 | 18 | 0 | 0 | 0.0 | 0 | 0 | |
| at TCU | 1/1 | 7 | 93 | 13.3 | 1 | 24 | 0 | 0 | 0.0 | 0 | 0 | |
| TX STATE | 1/0 | 3 | 28 | 9.3 | 0 | 15 | 0 | 0 | 0.0 | 0 | 0 | |
| vs. TAMU | 1/1 | 9 | 86 | 9.6 | 0 | 21 | 0 | 0 | 0.0 | 0 | 0 | |
| ALCORN | 1/1 | 4 | 47 | 11.8 | 0 | 17 | 0 | 0 | 0.0 | 0 | 0 | |
| ALA | 1/1 | 5 | 43 | 8.6 | 0 | 23 | 1 | -6 | -6.0 | 0 | 0 | |
| MISS | 1/0 | 4 | 34 | 8.5 | 1 | 13 | 0 | 0 | 0.0 | 0 | 0 | |
| at AU | 1/1 | 4 | 42 | 10.5 | 0 | 19 | 0 | 0 | 0.0 | 0 | 0 | |
| UF | | | | | | | | | | | | |
| LSU | | | | | | | | | | | | |
| at MSU | | | | | | | | | | | | |
| at MIZZ | | | | | | | | | | | | |
| TOTAL | 8/6 | 41 | 420 | 10.2 | 2 | 24 | 1 | -6 | -6.0 | 0 | 0 | |



GAME NOTES



RYAN PULLEY

Sophomore | Defensive Back
5-11 | 198
Fort Myers, Fla. | Island Coast HS

11

QUICK HITS

- Has started each of the last seven games.
- Leads the SEC and is T-7th in the FBS in pass breakups (10).
- 1 of 11 players in the country with nine pass breakups and at least one INT.
- Picked off a pass and returned it 25 yards for a TD against Texas State.

SINGLE-GAME CAREER HIGHS

Tackles 5 vs. No. 12 Ole Miss (10/15/16)
Interceptions 1 (2x) last vs. Texas State (9/17/16)
Pass Breakups 3 at No. 15 TCU (9/10/16)

CAREER STATS

| | GS | UA | A | ToT | TFL-YDS | SCK-YDS | FF | FR-YDS | INT-YDS | QBH | BRUP |
|--------------|-------------|-----------|-----------|-----------|--------------|--------------|----------|------------|-------------|----------|-----------|
| 2015 | 10/1 | 6 | 4 | 10 | 0.0-0 | 0.0-0 | 0 | 0-0 | 1-8 | 0 | 2 |
| 2016 | 8/7 | 21 | 6 | 27 | 0.0-0 | 0.0-0 | 0 | 1-0 | 1-25 | 0 | 10 |
| TOTAL | 18/8 | 27 | 10 | 37 | 0.0-0 | 0.0-0 | 0 | 1-0 | 2-33 | 0 | 12 |

2016 GAME-BY-GAME STATS

| | GS | UA | A | ToT | TFL-YDS | SCK-YDS | FF | FR-YDS | INT-YDS | QBH | BRUP |
|--------------|------------|-----------|----------|-----------|--------------|--------------|----------|------------|-------------|----------|-----------|
| LA TECH | 1/0 | 2 | 0 | 2 | 0.0-0 | 0.0-0 | 0 | 0-0 | 0-0 | 0 | 1 |
| at TCU | 1/1 | 4 | 0 | 4 | 0.0-0 | 0.0-0 | 0 | 0-0 | 0-0 | 0 | 3 |
| TX STATE | 1/1 | 3 | 0 | 3 | 0.0-0 | 0.0-0 | 0 | 0-0 | 1-25 | 0 | 1 |
| vs. TAMU | 1/1 | 2 | 2 | 4 | 0.0-0 | 0.0-0 | 0 | 0-0 | 0-0 | 0 | 1 |
| ALCORN | 1/1 | 1 | 3 | 4 | 0.0-0 | 0.0-0 | 0 | 0-0 | 0-0 | 0 | 1 |
| ALA | 1/1 | 3 | 0 | 3 | 0.0-0 | 0.0-0 | 0 | 1-0 | 0-0 | 0 | 0 |
| MISS | 1/1 | 5 | 0 | 5 | 0.0-0 | 0.0-0 | 0 | 0-0 | 0-0 | 0 | 2 |
| at AU | 1/1 | 1 | 1 | 2 | 0.0-0 | 0.0-0 | 0 | 0-0 | 0-0 | 0 | 1 |
| UF | | | | | | | | | | | |
| LSU | | | | | | | | | | | |
| at MSU | | | | | | | | | | | |
| at MIZZ | | | | | | | | | | | |
| TOTAL | 8/7 | 21 | 6 | 27 | 0.0-0 | 0.0-0 | 0 | 1-0 | 1-25 | 0 | 10 |



SANTOS RAMIREZ

Sophomore | Defensive Back
6-2 | 205
Shreveport, La. | Evangel Christian Academy

9

QUICK HITS

- Forced a fumble on what would be No. 12 Ole Miss' last play of the game.
- Tied for the team lead in forced fumbles (2).
- Missed the Alcorn State game with a knee injury.
- Ranks 7th on the team in tackles (29).
- All five tackles at TCU were of the solo variety.
- Tied for the team lead with a career-high seven tackles against LA Tech.
- 43 of his 64 career tackles have been solo stops.
- Made at least five tackles in 4 of 7 games played this season.
- Totaled 35 tackles and one interception in 2015.

SINGLE-GAME CAREER HIGHS

Tackles 7 (2x) last vs. Louisiana Tech (9/3/16)
Interceptions 1 at No. 8 Alabama (10/10/15)
Forced Fumbles 1 (2x) last vs. No. 12 Ole Miss (10/15/16)
Pass Breakups 2 vs. No. 14 Texas A&M (9/26/15)


CAREER STATS

| | GS | UA | A | ToT | TFL-YDS | SCK-YDS | FF | FR-YDS | INT-YDS | QBH | BRUP |
|--------------|-------------|-----------|-----------|-----------|--------------|--------------|----------|------------|-------------|----------|----------|
| 2015 | 12/3 | 22 | 13 | 35 | 0.0-0 | 0.0-0 | 0 | 0-0 | 1-18 | 0 | 3 |
| 2016 | 7/5 | 21 | 8 | 29 | 0.0-0 | 0.0-0 | 2 | 0-0 | 0-0 | 0 | 2 |
| TOTAL | 19/8 | 43 | 21 | 64 | 0.0-0 | 0.0-0 | 2 | 0-0 | 1-18 | 0 | 5 |

2016 GAME-BY-GAME STATS

| | GS | UA | A | ToT | TFL-YDS | SCK-YDS | FF | FR-YDS | INT-YDS | QBH | BRUP |
|--------------|------------|-----------|----------|-----------|--------------|--------------|----------|------------|------------|----------|----------|
| LA TECH | 1/1 | 4 | 3 | 7 | 0.0-0 | 0.0-0 | 0 | 0-0 | 0-0 | 0 | 0 |
| at TCU | 1/1 | 5 | 0 | 5 | 0.0-0 | 0.0-0 | 0 | 0-0 | 0-0 | 0 | 1 |
| TX STATE | 1/1 | 1 | 1 | 2 | 0.0-0 | 0.0-0 | 0 | 0-0 | 0-0 | 0 | 0 |
| vs. TAMU | 1/1 | 4 | 1 | 5 | 0.0-0 | 0.0-0 | 1 | 0-0 | 0-0 | 0 | 0 |
| ALCORN | - | - | - | - | - | - | - | - | - | - | - |
| ALA | 1/0 | 0 | 0 | 0 | 0.0-0 | 0.0-0 | 0 | 0-0 | 0-0 | 0 | 0 |
| MISS | 1/0 | 3 | 1 | 4 | 0.0-0 | 0.0-0 | 1 | 0-0 | 0-0 | 0 | 1 |
| at AU | 1/1 | 4 | 2 | 6 | 0.0-0 | 0.0-0 | 0 | 0-0 | 0-0 | 0 | 0 |
| UF | | | | | | | | | | | |
| LSU | | | | | | | | | | | |
| at MSU | | | | | | | | | | | |
| at MIZZ | | | | | | | | | | | |
| TOTAL | 7/5 | 21 | 8 | 29 | 0.0-0 | 0.0-0 | 2 | 0-0 | 0-0 | 0 | 2 |





DOMINIQUE REED

Senior | Wide Receiver
6-3 | 175

Camden, Ark. | Fairview HS/Coffeyville CC (Kan.)

3

QUICK HITS

- Set season highs with three catches for 65 yards and a 51-yard TD catch vs. No. 12 Ole Miss.
- His 51-yard TD catch is the team's longest of the season.
- Scored a TD in six straight games in 2015, including all four SEC road games.
- Finished third on the team in receptions (28) and receiving yards (535) in 2015.
- Found the end zone seven times, including six TDs through the air in 2015.
- Finished second in the SEC in yards per reception (19.1) in 2015, good for 19th nationally.
- Tied for second in the SEC with four catches of 50+ yards in 2015.
- Ran for 20 or more yards after the catch on four of his six TD receptions in 2015.
- Turned 21 of his 28 receptions into first downs in 2015.
- Recorded a catch in each of the final 11 games of the 2015 season.

SINGLE-GAME CAREER HIGHS

Receptions 7 at No. 18 Ole Miss (11/7/15)
Receiving Yards 105 at No. 18 Ole Miss (11/7/15)
Receiving TDs 2 at No. 18 Ole Miss (11/7/15)
Rushing TDs 1 vs. Auburn (10/24/15)

CAREER STATS

| | RECEIVING | | | | | RUSHING | | | | | KICK RETURN | | | | |
|--------------|-------------|-----------|------------|-------------|----------|-----------|----------|-----------|------------|----------|-------------|-----------|------------|----------|-----------|
| | GS | REC | YDS | AVG | TD | LNG | ATT | YDS | AVG | TD | LNG | RET | YDS | TD | LNG |
| 2015 | 12/6 | 28 | 535 | 19.1 | 6 | 71 | 4 | 24 | 6.0 | 1 | 11 | 10 | 222 | 0 | 40 |
| 2016 | 8/2 | 8 | 138 | 17.3 | 1 | 51 | 5 | 26 | 5.2 | 0 | 15 | 9 | 161 | 0 | 25 |
| TOTAL | 20/8 | 36 | 673 | 18.7 | 7 | 71 | 9 | 50 | 5.6 | 1 | 15 | 19 | 383 | 0 | 40 |

2016 GAME-BY-GAME STATS

| | RECEIVING | | | | | RUSHING | | | | | KICK RETURN | | | | |
|--------------|------------|----------|------------|-------------|----------|-----------|----------|-----------|------------|----------|-------------|----------|------------|----------|-----------|
| | GS | REC | YDS | AVG | TD | LNG | ATT | YDS | AVG | TD | LNG | RET | YDS | TD | LNG |
| LA TECH | 1/0 | 1 | 6 | 6.0 | 0 | 6 | 0 | 0 | 0.0 | 0 | 0 | 2 | 42 | 0 | 25 |
| at TCU | 1/1 | 1 | 11 | 11.0 | 0 | 11 | 2 | 18 | 9.0 | 0 | 15 | 4 | 77 | 0 | 22 |
| TX STATE | 1/1 | 2 | 36 | 18.0 | 0 | 32 | 1 | 15 | 15.0 | 0 | 15 | 2 | 26 | 0 | 13 |
| vs. TAMU | 1/0 | 0 | 0 | 0.0 | 0 | 0 | 1 | -6 | -6.0 | 0 | 0 | 0 | 0 | 0 | 0 |
| ALCORN | 1/0 | 0 | 0 | 0.0 | 0 | 0 | 0 | 0 | 0.0 | 0 | 0 | 0 | 0 | 0 | 0 |
| ALA | 1/0 | 1 | 20 | 20.0 | 0 | 20 | 1 | -1 | -1.0 | 0 | 0 | 1 | 16 | 0 | 16 |
| MISS | 1/0 | 3 | 65 | 21.7 | 1 | 51 | 0 | 0 | 0.0 | 0 | 0 | 0 | 0 | 0 | 0 |
| at AU | 1/0 | 0 | 0 | 0.0 | 0 | 0 | 0 | 0 | 0.0 | 0 | 0 | 0 | 0 | 0 | 0 |
| UF | | | | | | | | | | | | | | | |
| LSU | | | | | | | | | | | | | | | |
| at MSU | | | | | | | | | | | | | | | |
| at MIZZ | | | | | | | | | | | | | | | |
| TOTAL | 8/2 | 8 | 138 | 17.3 | 1 | 51 | 5 | 26 | 5.2 | 0 | 15 | 9 | 161 | 0 | 25 |



JEREMY SPRINKLE

Senior | Tight End
6-6 | 256

White Hall, Ark. | White Hall HS

83

QUICK HITS

- John Mackey Award candidate.
- Set the school record for career TD catches among tight ends (11) during the Alabama game.
- His 11 career TD catches rank 2nd among active SEC career leaders.
- Has eight TDs in his last 11 games dating back to 2015.
- Tied for 6th in TD receptions among FBS tight ends (4) and 2nd among SEC tight ends.
- 33 of last 47 receptions have resulted in either a first down or a TD dating back to last season.
- 26 of those catches have gone for at least 10 yards, including 10 for 20 yards or more.
- Only SEC tight end and 1 of 2 nationally with a TD catch in each of the first three weeks.
- Caught the eventual game-winning TD against LA Tech.
- Led all SEC tight ends with six receiving TDs in 2015, good for a tie for ninth in the FBS.
- Equaled the program single-game record with three against Mississippi State.
- Three TD catches also tied for the most by an FBS TE in a game in 2015.
- All six TDs in 2015 came over the final seven games of the season.

SINGLE-GAME CAREER HIGHS

Receptions 6 vs. Mississippi State (11/21/15)
Receiving Yards 81 vs. Kansas State (1/2/16)
Receiving TDs 3 vs. Mississippi State (11/21/15)

CAREER STATS

| | RECEIVING | | | | | RUSHING | | | | |
|--------------|--------------|-----------|------------|-------------|-----------|-----------|----------|----------|------------|----------|
| | GS | REC | YDS | AVG | TD | LNG | ATT | YDS | AVG | TD |
| 2013 | 12/2 | 4 | 68 | 17.0 | 0 | 44 | 1 | 1 | 1.0 | 0 |
| 2014 | 13/0 | 7 | 84 | 12.0 | 1 | 17 | 0 | 0 | 0.0 | 0 |
| 2015 | 13/7 | 27 | 389 | 14.4 | 6 | 42 | 1 | 4 | 4.0 | 4 |
| 2016 | 8/8 | 20 | 215 | 10.8 | 4 | 25 | 0 | 0 | 0.0 | 0 |
| TOTAL | 46/17 | 58 | 756 | 13.0 | 11 | 44 | 2 | 5 | 2.5 | 4 |

2016 GAME-BY-GAME STATS

| | RECEIVING | | | | | RUSHING | | | | |
|--------------|------------|-----------|------------|-------------|----------|-----------|----------|----------|------------|----------|
| | GS | REC | YDS | AVG | TD | LNG | ATT | YDS | AVG | TD |
| LA TECH | 1/1 | 3 | 19 | 6.3 | 1 | 12 | 0 | 0 | 0.0 | 0 |
| at TCU | 1/1 | 3 | 58 | 19.3 | 1 | 25 | 0 | 0 | 0.0 | 0 |
| TX STATE | 1/1 | 3 | 20 | 6.7 | 1 | 10 | 0 | 0 | 0.0 | 0 |
| vs. TAMU | 1/1 | 4 | 46 | 11.5 | 0 | 23 | 0 | 0 | 0.0 | 0 |
| ALCORN | 1/1 | 2 | 14 | 7.0 | 0 | 9 | 0 | 0 | 0.0 | 0 |
| ALA | 1/1 | 3 | 37 | 12.3 | 1 | 24 | 0 | 0 | 0.0 | 0 |
| MISS | 1/1 | 1 | 5 | 5.0 | 0 | 5 | 0 | 0 | 0.0 | 0 |
| at AU | 1/1 | 1 | 16 | 16.0 | 0 | 16 | 0 | 0 | 0.0 | 0 |
| UF | | | | | | | | | | |
| LSU | | | | | | | | | | |
| at MSU | | | | | | | | | | |
| at MIZZ | | | | | | | | | | |
| TOTAL | 8/8 | 20 | 215 | 10.8 | 4 | 25 | 0 | 0 | 0.0 | 0 |



GAME NOTES



HENRE' TOLIVER

Junior | Defensive Back

6-1 | 185

Marrero, La. | Archbishop Rummel HS

5

QUICK HITS

- Has started each of the last 12 contests dating back to last season.
- Recorded an INT for the fifth time in his career against No. 12 Ole Miss.
- Arkansas' active career leader in INTs (5).
- Topped the 100-career tackle plateau against No. 12 Ole Miss.
- Ranks 4th on the team in tackles (32) this season.
- 74 of 105 career tackles have been solo stops.
- Tied for the team lead in tackles (7) against Alcorn State for the first time this season.
- Has led the team in tackles twice in his career.
- 5 of 7 tackles against Alcorn State came in the first half.
- Finished 4th on the team in tackles at TCU (6).
- Helped the Hogs shut out TCU in the first half with three tackles and a pass breakup.
- Finished fourth on the team and second among defensive backs in tackles last season (55).
- Ranked second on the team in pass breakups last season (8).

SINGLE-GAME CAREER HIGHS

Tackles 8 (2x) last vs. Mississippi State (11/21/15)
 Tackles For Loss 2.0 vs. UTEP (9/5/15)
 Interceptions 1 (5x) last vs. Ole Miss (10/15/16)
 Pass Breakups 2 (4x) last at No. 21 Auburn (10/22/16)

CAREER STATS

| | GS | UA | A | ToT | TFL-YDS | SCK-YDS | FF | FR-YDS | INT-YDS | QBH | BRUP |
|--------------|--------------|-----------|-----------|------------|---------------|--------------|----------|------------|--------------|----------|-----------|
| 2014 | 11/4 | 11 | 7 | 18 | 1.0-4 | 1.0-4 | 0 | 0-0 | 2-46 | 0 | 1 |
| 2015 | 13/10 | 43 | 12 | 55 | 4.0-14 | 0.0-0 | 0 | 0-0 | 1-12 | 0 | 8 |
| 2016 | 8/8 | 20 | 12 | 32 | 1.0-1 | 0.0-0 | 0 | 0-0 | 2-70 | 0 | 5 |
| TOTAL | 32/22 | 74 | 31 | 105 | 6.0-19 | 1.0-4 | 0 | 0-0 | 5-128 | 0 | 14 |

2016 GAME-BY-GAME STATS

| | GS | UA | A | ToT | TFL-YDS | SCK-YDS | FF | FR-YDS | INT-YDS | QBH | BRUP |
|--------------|------------|-----------|-----------|-----------|--------------|--------------|----------|------------|-------------|----------|----------|
| LA TECH | 1/1 | 2 | 2 | 4 | 1.0-1 | 0.0-0 | 0 | 0-0 | 0-0 | 0 | 0 |
| at TCU | 1/1 | 4 | 2 | 6 | 0.0-0 | 0.0-0 | 0 | 0-0 | 0-0 | 0 | 1 |
| TX STATE | 1/1 | 1 | 0 | 1 | 0.0-0 | 0.0-0 | 0 | 0-0 | 0-0 | 0 | 0 |
| vs. TAMU | 1/1 | 3 | 1 | 4 | 0.0-0 | 0.0-0 | 0 | 0-0 | 0-0 | 0 | 2 |
| ALCORN | 1/1 | 4 | 3 | 7 | 0.0-0 | 0.0-0 | 0 | 0-0 | 1-70 | 0 | 0 |
| ALA | 1/1 | 2 | 1 | 3 | 0.0-0 | 0.0-0 | 0 | 0-0 | 0-0 | 0 | 0 |
| MISS | 1/1 | 2 | 2 | 4 | 0.0-0 | 0.0-0 | 0 | 0-0 | 1-0 | 0 | 0 |
| at AU | 1/1 | 2 | 1 | 3 | 0.0-0 | 0.0-0 | 0 | 0-0 | 0-0 | 0 | 2 |
| UF | | | | | | | | | | | |
| LSU | | | | | | | | | | | |
| at MSU | | | | | | | | | | | |
| at MIZZ | | | | | | | | | | | |
| TOTAL | 8/8 | 20 | 12 | 32 | 1.0-1 | 0.0-0 | 0 | 0-0 | 2-70 | 0 | 5 |



DEVWAH WHALEY

Freshman | Running Back

5-10 | 226

Beaumont, Texas | Central HS

21

QUICK HITS

- Has rushed for 50+ yards in three games.
- 75-yard TD run is Arkansas' longest play of the season.
- 75-yard TD run against Alcorn State is the fourth-longest run by a freshman this season.
- 5 of 9 carries against Alcorn State resulted in a first down.
- 135 rush yards are the most by an Arkansas freshman since Alex Collins' 172 vs. Samford in '13.

SINGLE-GAME CAREER HIGHS

Attempts 11 (2x) last vs. No. 12 Ole Miss (10/15/16)
 Rushing Yards 135 vs. Alcorn State (10/1/16)
 Rushing TDs 1 vs. Alcorn State (10/1/16)

CAREER STATS

| | RUSHING | | | | | | RECEIVING | | | |
|--------------|------------|-----------|------------|------------|----------|-----------|-----------|----------|------------|----------|
| | GS | ATT | YDS | AVG | TD | LNG | REC | YDS | AVG | TD |
| 2016 | 8/0 | 57 | 317 | 5.6 | 1 | 75 | 0 | 0 | 0.0 | 0 |
| TOTAL | 8/0 | 57 | 317 | 5.6 | 1 | 75 | 0 | 0 | 0.0 | 0 |

2016 GAME-BY-GAME STATS

| | RUSHING | | | | | | RECEIVING | | | |
|--------------|------------|-----------|------------|------------|----------|-----------|-----------|----------|------------|----------|
| | GS | ATT | YDS | AVG | TD | LNG | REC | YDS | AVG | LNG |
| LA TECH | 1/0 | 2 | 1 | 0.5 | 0 | 2 | 0 | 0 | 0.0 | 0 |
| at TCU | 1/0 | 2 | 5 | 2.5 | 0 | 5 | 0 | 0 | 0.0 | 0 |
| TX STATE | 1/0 | 11 | 50 | 4.5 | 0 | 9 | 0 | 0 | 0.0 | 0 |
| vs. TAMU | 1/0 | 9 | 29 | 3.2 | 0 | 16 | 0 | 0 | 0.0 | 0 |
| ALCORN | 1/0 | 9 | 135 | 15.0 | 1 | 75 | 0 | 0 | 0.0 | 0 |
| ALA | 1/0 | 5 | 21 | 3.8 | 0 | 11 | 0 | 0 | 0.0 | 0 |
| MISS | 1/0 | 11 | 65 | 5.9 | 0 | 18 | 0 | 0 | 0.0 | 0 |
| at AU | 1/0 | 8 | 11 | 1.4 | 0 | 5 | 0 | 0 | 0.0 | 0 |
| UF | | | | | | | | | | |
| LSU | | | | | | | | | | |
| at MSU | | | | | | | | | | |
| at MIZZ | | | | | | | | | | |
| TOTAL | 8/0 | 57 | 317 | 5.6 | 1 | 75 | 0 | 0 | 0.0 | 0 |



**RAWLEIGH WILLIAMS III**

Sophomore | Running Back

5-10 | 226

Dallas, Texas | Bishop Lynch HS

22**QUICK HITS**

- Doak Walker Award candidate.
- Named SEC Offensive POW (Oct. 19).
- 48th Arkansas player since 1956 to amass 1,000 career rushing yards.
- Ranks 3rd in the SEC in runs that result in a first down or TD (38).
- Posted a career-high 180-yards rushing against No. 12 Ole Miss.
- T-2nd in the SEC in 100-yard rushing games (4) and T-3rd in 10-yard runs (22).
- Returned to his home state of Texas and rushed 28 times for 137 yards in a win over No. 15 TCU.
- Scored Arkansas' first TD of the 2016 season in his first game back from a neck injury.
- 1 of 3 SEC freshmen RBs to rush for 100 yards in a game against an SEC opponent in 2015.
- Scored his first career TD on a 3-yard run during the fourth quarter vs. Texas A&M.
- Left in the 3rd quarter vs. Auburn (10/24/15) with a neck injury and missed the rest of the season.

SINGLE-GAME CAREER HIGHS

| | |
|----------------------|------------------------------------|
| Attempts..... | 28 at No. 15 TCU (9/10/16) |
| Rushing Yards..... | 180 vs. No. 12 Ole Miss (10/15/16) |
| Rushing TDs..... | 2 vs. Texas State (9/17/16) |
| Receptions..... | 3 vs. Louisiana Tech (9/3/16) |
| Receiving TDs..... | 1 vs. No. 12 Ole Miss (10/15/16) |
| Receiving Yards..... | 51 vs. No. 1 Alabama (10/8/16) |

CAREER STATS

| | RUSHING | | | | | | | RECEIVING | | | | |
|--------------|-------------|------------|--------------|------------|----------|-----------|-----------|------------|------------|----------|-----------|--|
| | GS | ATT | YDS | AVG | TD | LNG | REC | YDS | AVG | TD | LNG | |
| 2015 | 7/0 | 56 | 254 | 4.5 | 1 | 44 | 5 | 26 | 5.2 | 0 | 10 | |
| 2016 | 8/7 | 153 | 807 | 5.3 | 5 | 55 | 10 | 99 | 9.9 | 1 | 29 | |
| TOTAL | 15/7 | 209 | 1,061 | 5.1 | 6 | 55 | 15 | 125 | 8.3 | 1 | 29 | |

2016 GAME-BY-GAME STATS

| | RUSHING | | | | | | | RECEIVING | | | | |
|--------------|------------|------------|------------|------------|----------|-----------|-----------|-----------|------------|----------|-----------|--|
| | GS | ATT | YDS | AVG | TD | LNG | REC | YDS | AVG | TD | LNG | |
| LA TECH | 1/1 | 24 | 96 | 4.0 | 1 | 14 | 3 | 15 | 5.0 | 0 | 16 | |
| at TCU | 1/1 | 28 | 137 | 4.9 | 0 | 37 | 0 | 0 | 0.0 | 0 | 0 | |
| TX STATE | 1/1 | 19 | 121 | 6.4 | 2 | 18 | 0 | 0 | 0.0 | 0 | 0 | |
| vs. TAMU | 1/1 | 17 | 79 | 4.6 | 1 | 55 | 1 | -4 | -4.0 | 0 | 0 | |
| ALCORN | 1/1 | 13 | 126 | 9.7 | 0 | 29 | 0 | 0 | 0.0 | 0 | 0 | |
| ALA | 1/0 | 12 | 46 | 3.8 | 1 | 14 | 2 | 51 | 25.5 | 0 | 29 | |
| MISS | 1/1 | 27 | 180 | 6.7 | 0 | 53 | 2 | 18 | 9.0 | 1 | 16 | |
| at AU | 1/1 | 13 | 22 | 1.7 | 0 | 8 | 2 | 19 | 9.5 | 0 | 10 | |
| UF | | | | | | | | | | | | |
| LSU | | | | | | | | | | | | |
| at MSU | | | | | | | | | | | | |
| at MIZZ | | | | | | | | | | | | |
| TOTAL | 8/7 | 153 | 807 | 5.3 | 5 | 55 | 10 | 99 | 9.9 | 1 | 29 | |

**DEATRICH WISE JR.**

Senior | Defensive Lineman

6-5 | 271

Carrollton, Texas | Hebron HS

48**QUICK HITS**

- Nagurski Trophy and Ted Hendricks Award candidate.
- SEC Defensive Lineman of the Week (Sept. 6).
- Ranks 6th among SEC active career leaders in sacks (16.0).
- Has 10.0 sacks in his last 13 games.
- Cracked Arkansas' top 10 career list in sacks (16.0).
- Ranks 2nd on the team in sacks this season (3.0).
- Ranks 4th on the team in tackles this season (36).
- Led the SEC in sacks during conference play (8.0) last season.
- Had 4.5 sacks against ranked opponents, good for 2nd in the SEC and tied for 6th nationally.
- Led the SEC and tied for 10th nationally in sacks per game against ranked opponents (1.13).
- Paced the SEC and ranked second nationally in sacks during the month of November (7.0).

SINGLE-GAME CAREER HIGHS

| | |
|-----------------------|--|
| Tackles..... | 8 at No. 21 Auburn (10/22/16) |
| Tackles For Loss..... | 2.5 at No. 9 LSU (11/14/15) |
| Sacks..... | 2.5 at No. 9 LSU (11/14/15) |
| Forced Fumbles..... | 1 (4x) last vs. Alcorn State (10/1/16) |
| QB Hurries..... | 3 vs. Louisiana Tech (9/3/16) |

CAREER STATS

| | GS | UA | A | ToT | TFL-YDS | SCK-YDS | FF | FR-YDS | INT-YDS | QBH | BRUP |
|--------------|--------------|-----------|-----------|-----------|-----------------|-----------------|----------|------------|------------|-----------|----------|
| 2012 | 2/0 | 2 | 0 | 2 | 1.0-21 | 1.0-21 | 0 | 0-0 | 0-0 | 0 | 0 |
| 2013 | 12/1 | 6 | 11 | 17 | 3.0-17 | 2.0-16 | 0 | 1-0 | 0-0 | 2 | 0 |
| 2014 | 10/1 | 5 | 8 | 13 | 3.0-23 | 2.0-19 | 0 | 0-0 | 0-0 | 3 | 0 |
| 2015 | 13/0 | 17 | 14 | 31 | 10.5-52 | 8.0-43 | 3 | 0-0 | 0-0 | 5 | 3 |
| 2016 | 8/8 | 15 | 21 | 36 | 4.5-24 | 3.0-20 | 1 | 0-0 | 0-0 | 5 | 3 |
| TOTAL | 45/10 | 45 | 54 | 99 | 22.0-137 | 16.0-119 | 4 | 1-0 | 0-0 | 15 | 6 |

2016 GAME-BY-GAME STATS

| | GS | UA | A | ToT | TFL-YDS | SCK-YDS | FF | FR-YDS | INT-YDS | QBH | BRUP |
|--------------|------------|-----------|-----------|-----------|---------------|---------------|----------|------------|------------|----------|----------|
| LA TECH | 1/1 | 1 | 6 | 7 | 0.5-5 | 0.5-5 | 0 | 0-0 | 0-0 | 3 | 1 |
| at TCU | 1/1 | 2 | 2 | 4 | 1.0-4 | 1.0-4 | 0 | 0-0 | 0-0 | 0 | 0 |
| TX STATE | 1/1 | 1 | 1 | 2 | 0.5-5 | 0.5-5 | 0 | 0-0 | 0-0 | 0 | 0 |
| vs. TAMU | 1/1 | 2 | 4 | 6 | 1.0-3 | 0.0-0 | 0 | 0-0 | 0-0 | 0 | 0 |
| ALCORN | 1/1 | 2 | 1 | 3 | 1.0-6 | 1.0-6 | 1 | 0-0 | 0-0 | 0 | 0 |
| ALA | 1/1 | 1 | 1 | 2 | 0.0-0 | 0.0-0 | 0 | 0-0 | 0-0 | 0 | 0 |
| MISS | 1/1 | 0 | 4 | 4 | 0.5-1 | 0.0-0 | 0 | 0-0 | 0-0 | 1 | 2 |
| at AU | 1/1 | 6 | 2 | 8 | 0.0-0 | 0.0-0 | 0 | 0-0 | 0-0 | 1 | 0 |
| UF | | | | | | | | | | | |
| LSU | | | | | | | | | | | |
| at MSU | | | | | | | | | | | |
| at MIZZ | | | | | | | | | | | |
| TOTAL | 8/8 | 15 | 21 | 36 | 4.5-24 | 3.0-20 | 1 | 0-0 | 0-0 | 5 | 3 |



► THE LAST TIME ARKANSAS ...

► TEAM

Scored 70+ points

(73) vs. Nicholls (7) 2014

Scored 60+ points

(63) vs. UT Martin (28) 2015

Scored 50+ points

(52) vs. Alcorn State (10) 2016

Scored 40+ points

(52) vs. Alcorn State (10) 2016

Scored 40+ points in a half

(56, 1st) vs. Nicholls 2014

Scored 30+ points in a half

(35, 1st) vs. Texas State 2016

Scored 35+ points in a quarter

(35, 1st) vs. Nicholls 2014

Scored 28+ points in a quarter

(28, 2nd) vs. UT Martin 2015

Defeated a ranked opponent

#12 Ole Miss 2016

Defeated a ranked opponent on the road

at #12 TCU 2016

Defeated ranked opponents in consecutive games

at #19 Ole Miss; at #9 LSU 2015

Shut out an opponent

(30) vs. Ole Miss 2014

Had consecutive shutouts

(17) vs. LSU; (30) vs. Ole Miss 2014

Had consecutive SEC shutouts

(17) vs. LSU; (30) vs. Ole Miss 2014

Did not allow a touchdown

(3) vs. Texas State 2016

Was shut out

vs. Alabama (52) 2013

Totaled 600+ yards total offense

(605) at Ole Miss 2015

Totaled 500+ yards total offense

(559) vs. Alcorn State 2016

Totaled 400+ yards total offense

(429) vs. Ole Miss 2016

Had 80+ total plays

(83) vs. Ole Miss 2016

Converted 30+ first downs

(30) vs. Kansas State 2015

Rushed for 400+ yards

(438) at Texas Tech 2014

Rushed for 300+ yards

(353) vs. Alcorn State 2016

Rushed 50+ times

(51) vs. Ole Miss 2016

Rushed for 5+ touchdowns

(5) vs. Kansas State 2015

Rushed for 4+ touchdowns

(5) vs. Kansas State 2015

Rushed for 3+ touchdowns

(3) vs. Alcorn State 2016

Passed for 500+ yards

(510) vs. Texas A&M 2011

Passed for 400-499 yards

(400) vs. Alabama 2016

Passed for 300-399 yards

(371) vs. Texas A&M 2016

Passed for 250-299 yards

(271) at LSU 2015

Attempted 50+ passes

(53) vs. Toledo 2015

Completed 30+ passes

(30) vs. Mississippi State 2015

Threw 6+ touchdown passes

(7) vs. Mississippi State 2015

Threw 5+ touchdown passes

(7) vs. Mississippi State 2015

Threw 4+ touchdown passes

(7) vs. Mississippi State 2015

Threw 3+ touchdown passes

(3) vs. Ole Miss 2016

Had 5+ fumbles

(5) at Texas A&M 2012

Had zero turnovers

at TCU 2016

Had 7+ turnovers

(7) vs. ULM 1997

100-yard rusher and 100-yard receiver

vs. Alcorn State 2016 (RUSH: D. Whaley - 135; R. Williams III - 126; REC: J. Cornelius - 106)

200-yard rusher and 100-yard receiver

at South Carolina 2006 (RUSH: Darren McFadden - 219; REC: Marcus Monk - 192)

Two 100-yard rushers

vs. Alcorn State (Devwah Whaley - 135; R. Williams III - 126)

Three 100-yard rushers

vs. North Texas 2007 (Darren McFadden - 138; Felix Jones - 132; Brandon Barnett - 105)

Two 100-yard receivers

at Ole Miss 2015 (D. Morgan - 122; D. Reed - 105)

Four different receivers caught touchdown passes

vs. Mississippi State 2015 (Jeremy Sprinkle, 3; Hunter Henry, 2; Drew Morgan, 1; Jared Cornelius, 1)

Scored on the first offensive play of the game

vs. Nicholls 2014 (Keon Hatcher 82 yard rush)

Returned a kickoff for TD

vs. Northern Illinois 2014 (Korliss Marshall - 97 yards)

Returned a game-opening kickoff for TD

vs. Northern Illinois 2014 (Korliss Marshall - 97 yards)

Returned a season-opening kickoff for TD

vs. Missouri State 2009 (Dennis Johnson - 91 yards)

Returned a punt for TD

vs. Kansas State 2011 (Joe Adams - 51 yards)

Returned two punts for TDs

vs. Missouri State 2011 (Joe Adams - 61 yards, 69 yards)

Returned an interception for a TD

vs. Alcorn State 2016 (Henre' Toliver - 70 yards)

Returned a fumble for a TD

vs. Texas 2014 (Taiwan Johnson - 0 yards)

Returned a blocked punt for a TD

vs. Eastern Michigan 2009 (Seth Armbrust - 1 yard)

Returned a blocked field goal for a TD

at Mississippi State 2004 (Pierre Brown - 76 yds)

Blocked a punt

at Alabama 2015 (Jeremy Sprinkle)

Blocked a field goal

vs. Alcorn State 2016 (Dan Skipper)

Blocked a PAT

vs. Tulsa 2012 (DeQuinta Jones)

Missed a PAT

vs. Georgia 2014 (John Henson)

Had a punt blocked

vs. Toledo 2015 (Zach Quinn)

Did not punt

vs. Alcorn State 2016

Had a field goal blocked

vs. Kansas State 2015 (Marquel Bryant)

Had a PAT blocked

vs. Georgia 2014

Held an opponent to less than 10 first downs

(8) vs. Texas State 2016

Intercepted 4+ passes

(4) vs. Mississippi State 2007

Intercepted 3+ passes

(3) vs. Ole Miss 2014

Intercepted 2+ passes

(2) vs. Alcorn State 2016

Recovered 3+ fumbles

(3) vs. Ole Miss 2014

Recovered 2+ fumbles

(2) vs. Alabama 2016

Forced 6+ turnovers

(6) vs. Ole Miss 2014

Forced 5+ turnovers

(6) vs. Ole Miss 2014

Forced 4+ turnovers

(4) vs. Alcorn State 2016





Held an opponent to less than 300 yards

(105) vs. Texas State 2016

Held an opponent to less than 200 yards

(105) vs. Texas State 2016

Scored a safety

vs. Toledo 2015 (TEAM)

Scored on a fake punt

vs. Texas A&M 2014 (Sam Irwin-Hill - 51-yd. rush)

Scored on a fake field goal

vs. UAB 2014 (Tretola 6 yd. pass to D'Appollonio)

Scored a 2-point conversion

vs. TCU 2016 (A. Allen 3-yd rec. from K. Hatcher)

Committed 1 penalty or less

vs. Missouri 2015

► INDIVIDUAL

Had 400+ yards total offense in a game

(411) Brandon Allen vs. Mississippi State 2015 (5 rushing, 406 passing)

Had 300+ yards total offense in a game

(390) Austin Allen vs. Alabama 2016 (-10 rushing, 400 passing)

Was responsible for 5+ TDs in a game

(7) Brandon Allen vs. Mississippi State 2015 (7 pass)

Was responsible for 4+ TDs in a game

(7) Brandon Allen vs. Mississippi State 2015 (7 pass)

Was responsible for 3+ TDs in a game

(3) Austin Allen vs. Ole Miss 2016 (3 pass)

Rushed 40+ times in a game

(40) DeCori Birmingham at Kentucky 2003

Rushed 30+ times in a game

(30) Alex Collins vs. Missouri 2015

Rushed for 200+ yards in a game

(212) Alex Collins at Texas Tech 2014

Rushed for 150+ yards in a game

(180) Rawleigh Williams III vs. Ole Miss 2016

Rushed for 100+ yards in a game

(180) Rawleigh Williams III vs. Ole Miss 2016

Rushed for 150+ yards in consecutive games

Alex Collins (170) vs. Texas Tech, (151) vs. Texas A&M, (154) at Tennessee 2015

Rushed for 100+ yards in consecutive games

Rawleigh Williams (137) at TCU, (121) vs. Texas State

Rushed for 5+ TDs in a game

(5) Alex Collins vs. UT Martin 2015

Rushed for 4+ TDs in a game

(5) Alex Collins vs. UT Martin 2015

Rushed for 3+ TDs in a game

(3) Alex Collins vs. Kansas State 2015

Passed for 500+ yards in a game

(510) Tyler Wilson vs. Texas A&M 2011

Passed for 400+ yards in a game

(400) Austin Allen vs. Alabama 2016

Passed for 300+ yards in a game

(400) Austin Allen vs. Alabama 2016

Attempted 50+ passes in a game

(53) Brandon Allen vs. Toledo 2015

Attempted 40+ passes in a game

(48) Austin Allen vs. Alabama 2016

Attempted 30+ passes in a game

(30) Austin Allen at Auburn 2016

Had 300+ yards receiving in a game

(303) Cobi Hamilton vs. Rutgers 2012

Had 200+ yards receiving in a game

(303) Cobi Hamilton vs. Rutgers 2012

Had 150+ yards receiving in a game

(155) Drew Morgan vs. Texas A&M 2015

Had 100+ yards receiving in a game

(146) Jared Cornelius vs. Alabama 2016

100+ receiving yards in consecutive games

Jared Cornelius (126) vs. Texas A&M, (106) vs. Alcorn State, (146) vs. Alabama 2016

Caught 10+ passes in a game

(10) Cobi Hamilton vs. LSU 2012

Caught 10+ passes in consecutive games

Cobi Hamilton (12) vs. Ole Miss, (11) vs. Tulsa 2012

Caught 3+ TD passes in a game

(3) Jeremy Sprinkle vs. Mississippi State 2015

Caught 2+ TD passes in a game

(2) Keon Hatcher vs. Alabama 2016

Scored 15+ points kicking

(15) Todd Wright (4-4 FG, 3-4 PAT) vs. UTEP 1989

Kicked 5+ field goals in a game

(5) Kendall Trainor vs. Texas A&M 1988

Kicked 4+ field goals in a game

(4) Alex Tejada vs. Troy 2007

Made a 60-yard+ FG

(67) Steve Little vs. Texas 1977

Made a 50-yard+ FG

(54) Adam McFain at Auburn 2016

Had an 80-yard+ punt

(83) Pete Raether vs. Louisiana-Lafayette 1991

Had a 70-yard+ punt

(79) Sam Irwin-Hill vs. South Carolina 2013

Intercepted 3+ passes in a game

(3) Michael Grant vs. ULM 2006

Intercepted 2+ passes in a game

(2) Tramain Thomas vs. Auburn 2011

Returned 2+ punts for TDs

(2) Joe Adams vs. Missouri State 2011 (61 yards, 69 yards)

Had a 90+ yard rush

(90) Jonathan Williams vs. Nicholls 2014

Had an 80+ yard rush

(80) Alex Collins at LSU 2015

Had a 70+ yard rush

(75) Devwah Whaley vs. Alcorn State 2016

Had a 60+ yard rush

(75) Devwah Whaley vs. Alcorn State 2016

Had a 90+ yard pass

(92) Matt Jones to Richard Smith at Tennessee 2002

Had an 80+ yard pass

(80) Tyler Wilson to Cobi Hamilton vs. Rutgers 2012

Had a 70+ yard pass

(73) Austin Allen to Keon Hatcher vs. Texas State 2016

Had two 80+ yard passes

(85) Ryan Mallett to Cobi Hamilton, (80) Ryan Mallett to Cobi Hamilton vs. LSU 2010

Had two 70+ yard passes

(77) Tyler Wilson to Jonathan Williams, (74) Tyler Wilson to Jonathan Williams vs. Kentucky 2012



► THE LAST TIME AN OPPONENT ...

► TEAM

Failed to score a TD

Texas State 2016

Had 30+ first downs

(32) Mississippi State 2015

300+ yards rushing

(543) Auburn 2016

50+ rushing attempts

(57) Auburn 2016

400+ yards passing

(508) Mississippi State 2015

300+ yards passing

(377) TCU 2016

250+ yards passing

(253) Ole Miss 2016

50+ pass attempts

(58) TCU 2016

30+ pass completions

(58) TCU 2016

4+ touchdown passes

(5) Mississippi State 2015

3+ touchdown passes

(5) Mississippi State 2015

500+ yards total offense

(632) Auburn 2016

80+ total plays

(90) TCU 2016

70+ points

(70) Southern California 2005

60+ points

(65) Auburn 2010

50+ points

(56) Auburn 2016

40+ points

(56) Auburn 2016

No turnovers

Auburn 2016

5+ Fumbles

(5) Kentucky (lost 2) 2008

100-yard+ rusher and 100-yard+ receiver

Alabama 2016 (RUSH: Damien Harris, 122; REC: ArDarius Stewart, 120 yards)

Returned a kickoff for TD

Tennessee 2015 (Evan Berry - 96 yards)

Returned a punt for TD

Rutgers 2013 (Janarion Grant - 58 yards)

Returned an interception for a TD

Alabama 2016 (Minkah Fitzpatrick - 100 yards)

Returned 2+ interceptions for TDs

(2) Alabama 2008 (Javier Arenas - 63 yards, Justin Woodall - 74 yards)

Returned a fumble for a TD

Alabama 2016 (Tim Williams - 23 yards)

Returned a blocked punt for a TD

Kentucky 2003 (Andrew Hopewell, six yards)

Blocked a punt

Toledo 2015 (Zach Quinn)

Blocked a field goal

Kansas State 2015 (Marquel Bryant)

Had a field goal blocked

Alcorn State 2016

Had a punt blocked

Alabama 2015

Missed a PAT

Ole Miss 2016

Missed two PATs

Tulsa 2012

Had PAT blocked

Tulsa 2012

Intercepted 3+ passes

(3) Alabama 2016

Scored a safety

Auburn 2008

Scored a 2-point conversion

Auburn 2015

► INDIVIDUAL

Rushed 35+ times in a game

(37) Peyton Barber (Auburn) 2015

Rushed 30+ times in a game

(37) Peyton Barber (Auburn) 2015

Rushed for 200+ yards in a game

(202) Nick Chubb (Georgia) 2014

Rushed for 150+ yards in a game

(192) Kamryn Pettway (Auburn) 2016

Rushed for 3+ touchdowns in a game

(3) Chad Kelly (Ole Miss) 2015

Passed for 500+ yards in a game

(508) Dak Prescott (Mississippi State) 2015

Passed for 400+ yards in a game

(508) Dak Prescott (Mississippi State) 2015

Passed for 300+ yards in a game

(377) Kenny Hill (TCU) 2016

Attempted 60+ passes in a game

(67) Kolton Browning (ULM) 2012

Attempted 50+ passes in a game

(56) Kenny Hill (TCU) 2016

Attempted 40+ passes in a game

(56) Kenny Hill (TCU) 2016

Threw 5+ TDs in a game

(5) Dak Prescott (Mississippi State) 2015

Threw 4+ TDs in a game

(5) Dak Prescott (Mississippi State) 2015

Threw 3+ TDs in game

(5) Dak Prescott (Mississippi State) 2015

Had 400+ yards total offense in a game

(470) Kenny Hill (TCU) 2016 (PASS: 377; RUSH: 93)

Had 300+ yards total offense in a game

(342) Chad Kelly (Ole Miss) (PASS: 253; RUSH: 89)

Had 200+ yards receiving in a game

(208) Jamayel Smith (Mississippi State) 2007

Had 150+ yards receiving in a game

(154) Fred Ross (Mississippi State) 2015

Had 100+ yards receiving in a game

(111) Evan Engram (Ole Miss) 2016

Caught 15+ passes in a game

(17) Willie Gosha (Auburn) 1995

Caught 10+ passes in a game

(10) Fred Ross, (10) De'Runnya Wilson (Mississippi State) 2012

Caught 3+ TD passes in a game

(3) Jamie Armstrong (Ole Miss) 2001

Caught 2+ TD passes in a game

(2) Fred Ross (Mississippi State) 2015

Made 4+ field goals in a game

(4) Josh Jasper (LSU) 2009

Made a 50+ yard field goal

(52) Andrew Baggett (Missouri) 2014

Had an 80+ yard punt

(82) Derek Helton (LSU) 2010

Had a 70+ yard punt

(72) Jordan Chiles (Missouri State) 2011

Intercepted 2+ passes in a game

(3) Minkah Fitzpatrick (Alabama) 2016

Had a 90+ yard run

(97) John Avery (Ole Miss) 1997

Had an 80+ yard run

(80) Derrick Henry (Alabama) 2013

Had a 70+ yard run

(78) Eli Stove (Auburn) 2016

Had a 90+ yard pass

(92) Trevor Knight to Josh Reynolds (Texas A&M) 2016

Had an 80+ yard pass

(92) Trevor Knight to Josh Reynolds (Texas A&M) 2016

Had a 70+ yard pass

(92) Trevor Knight to Josh Reynolds (Texas A&M) 2016

ARKANSAS VS. FLORIDA



| GAME | FINAL SCORE | SCORE BY QUARTER | | | | FIRST DOWNS | | | | RUSHING | | | PASSING | | | TOTAL OFFENSE | | PUNTING | FUMBLES | PENALTY | THIRD DOWNS | TOTAL TOP |
|-------------|-------------|------------------|----|----|-------|-------------|----|----|-----|---------|-----|----|---------|-----|----|---------------|-----|---------|---------|---------|-------------|-----------|
| | | 1 | 2 | 3 | 4(OT) | RU | PA | PN | TOT | ATT | YDS | TD | C-A-I | YDS | TD | ATT | YDS | NO-AVG | NO-LOST | NO-YDS | | |
| LA Tech | 20 | 7 | 7 | 6 | 0 | 5 | 10 | 1 | 16 | 23 | 79 | 2 | 19-31-1 | 212 | 0 | 54 | 291 | 3-38.3 | 1-0 | 3-20 | 5-11 | 23:19 |
| Arkansas | 21 | 7 | 7 | 0 | 7 | 8 | 12 | 1 | 21 | 40 | 106 | 1 | 20-29-2 | 191 | 2 | 69 | 297 | 4-47.5 | 1-0 | 4-35 | 3-12 | 36:41 |
| Arkansas | 41 | 3 | 10 | 7 | 21 | 9 | 11 | 0 | 20 | 43 | 180 | 1 | 17-29-0 | 223 | 3 | 72 | 403 | 6-50.7 | 0-0 | 5-45 | 7-16 | 33:07 |
| TCU | 38 | 0 | 0 | 7 | 31 | 6 | 19 | 0 | 25 | 32 | 195 | 4 | 36-58-1 | 377 | 1 | 90 | 572 | 5-39.8 | 1-1 | 9-95 | 12-19 | 26:53 |
| Texas State | 3 | 0 | 0 | 3 | 0 | 5 | 3 | 0 | 8 | 26 | 22 | 0 | 11-26-1 | 83 | 0 | 52 | 105 | 8-45.6 | 0-0 | 5-45 | 3-14 | 20:31 |
| Arkansas | 42 | 14 | 21 | 7 | 0 | 15 | 9 | 2 | 26 | 44 | 233 | 2 | 16-22-0 | 241 | 2 | 66 | 467 | 4-43.5 | 1-1 | 7-40 | 4-9 | 34:29 |
| Arkansas | 24 | 7 | 10 | 0 | 7 | 4 | 17 | 6 | 27 | 40 | 120 | 1 | 28-42-0 | 371 | 2 | 82 | 491 | 3-39.3 | 3-3 | 7-62 | 9-16 | 39:45 |
| Texas A&M | 45 | 0 | 17 | 7 | 21 | 13 | 7 | 2 | 22 | 37 | 366 | 4 | 12-22-0 | 225 | 2 | 59 | 591 | 2-47.5 | 3-2 | 7-55 | 8-12 | 20:15 |
| Alcorn St. | 10 | 0 | 7 | 3 | 0 | 8 | 7 | 0 | 15 | 38 | 155 | 1 | 13-19-2 | 158 | 0 | 57 | 313 | 5-42.2 | 3-2 | 3-15 | 4-11 | 31:55 |
| Arkansas | 52 | 24 | 0 | 14 | 14 | 17 | 8 | 0 | 25 | 38 | 353 | 3 | 13-18-0 | 206 | 3 | 56 | 559 | 0-0 | 1-1 | 4-45 | 2-7 | 28:05 |
| Alabama | 49 | 14 | 21 | 7 | 7 | 8 | 8 | 0 | 16 | 34 | 264 | 3 | 13-17-1 | 253 | 2 | 51 | 517 | 4-51.5 | 3-2 | 7-86 | 4-8 | 22:53 |
| Arkansas | 30 | 7 | 10 | 7 | 6 | 7 | 13 | 5 | 25 | 36 | 73 | 1 | 25-48-3 | 400 | 3 | 84 | 473 | 4-52.8 | 3-2 | 6-60 | 8-16 | 37:07 |
| Ole Miss | 30 | 6 | 14 | 0 | 10 | 6 | 13 | 1 | 20 | 31 | 150 | 3 | 18-39-1 | 253 | 1 | 70 | 403 | 5-40.2 | 2-0 | 4-45 | 6-14 | 19:22 |
| Arkansas | 34 | 14 | 6 | 7 | 7 | 12 | 13 | 2 | 27 | 51 | 200 | 1 | 19-32-1 | 229 | 3 | 83 | 429 | 5-46.2 | 1-0 | 6-71 | 5-16 | 40:38 |
| Arkansas | 3 | 0 | 3 | 0 | 0 | 4 | 10 | 0 | 14 | 31 | 25 | 0 | 18-33-1 | 190 | 0 | 64 | 215 | 10-41.5 | 1-1 | 4-29 | 3-15 | 32:37 |
| Auburn | 56 | 21 | 7 | 14 | 14 | 22 | 4 | 0 | 26 | 57 | 543 | 7 | 7-12-0 | 89 | 1 | 69 | 632 | 3-39.7 | 0-0 | 2-10 | 7-12 | 27:23 |

► GAME-BY-GAME OFFENSIVE STARTERS

| OPPONENT | LT | LG | C | RG | RT | TE | TE/WR/FB | QB | RB | WR | WR |
|--------------|---------|----------|-----------|-----------|------------|----------|-------------------|----------|-------------|-----------|-----------|
| LA Tech | Skipper | Froholdt | Ragnow | Raulerson | C. Jackson | Sprinkle | J. Cornelius (WR) | A. Allen | R. Williams | Hollister | Morgan |
| TCU | Skipper | Froholdt | Ragnow | Raulerson | C. Jackson | Sprinkle | H. Johnson (FB) | A. Allen | R. Williams | Reed | Morgan |
| Texas State | Skipper | Froholdt | Raulerson | Ragnow | C. Jackson | Sprinkle | H. Johnson (FB) | A. Allen | R. Williams | Reed | Hatcher |
| Texas A&M | Skipper | Froholdt | Ragnow | Raulerson | B. Wallace | Sprinkle | H. Johnson (FB) | A. Allen | R. Williams | Morgan | Hatcher |
| Alcorn State | Skipper | Froholdt | Ragnow | Raulerson | B. Wallace | Sprinkle | H. Johnson (FB) | A. Allen | R. Williams | Hollister | Morgan |
| Alabama | Skipper | Froholdt | Ragnow | Raulerson | B. Wallace | Sprinkle | Cantrell (FB) | A. Allen | K. Walker | Hollister | Morgan |
| Ole Miss | Skipper | Froholdt | Ragnow | Raulerson | B. Wallace | Sprinkle | H. Johnson (FB) | A. Allen | R. Williams | Hollister | Cornelius |
| Auburn | Skipper | Froholdt | Ragnow | Raulerson | B. Wallace | Sprinkle | H. Johnson (FB) | A. Allen | R. Williams | Hatcher | Morgan |

► GAME-BY-GAME DEFENSIVE STARTERS

| OPPONENT | DE | DT | DT | DE | SLB/CB | MLB | WLB | CB | FS | SS/FS | CB |
|--------------|---------|------------|--------------|------|--------------------|-------|----------|---------|---------|------------|---------|
| LA Tech | Roesler | T. Johnson | J. Ledbetter | Wise | K. Richardson (CB) | Ellis | Greenlaw | Collins | Liddell | S. Ramirez | Toliver |
| TCU | Beanum | T. Johnson | J. Ledbetter | Wise | Pulley (CB) | Ellis | Greenlaw | Collins | Liddell | S. Ramirez | Toliver |
| Texas State | Beanum | T. Johnson | J. Ledbetter | Wise | Pulley (CB) | Ellis | Greenlaw | Collins | Liddell | S. Ramirez | Toliver |
| Texas A&M | Beanum | T. Johnson | J. Ledbetter | Wise | Pulley (CB) | Ellis | Greenlaw | Collins | Liddell | S. Ramirez | Toliver |
| Alcorn State | Beanum | T. Johnson | J. Ledbetter | Wise | Pulley (CB) | Ellis | Greenlaw | Collins | Liddell | Coley | Toliver |
| Alabama | Beanum | T. Johnson | J. Ledbetter | Wise | Pulley (CB) | Ellis | Greenlaw | Collins | Liddell | Coley | Toliver |
| Ole Miss | Beanum | T. Johnson | J. Ledbetter | Wise | Pulley (CB) | Ellis | Eugene | Collins | Liddell | Coley | Toliver |
| Auburn | Beanum | T. Johnson | J. Ledbetter | Wise | Pulley (CB) | Ellis | Eugene | Collins | Liddell | S. Ramirez | Toliver |

► SEASON/CAREER STARTS

| OFFENSE | 2016 | 2015 | 2014 | 2013 | TOT | CONS |
|----------------------------|------|------|------|------|-----|------|
| Austin Allen, QB, Jr. | 8 | - | - | - | 8 | 8 |
| Anthony Antwine, WR, Jr. | - | 1 | - | - | 1 | 0 |
| Austin Cantrell, FB, R-Fr. | 1 | - | - | - | 1 | 0 |
| Jared Cornelius, WR, Jr. | 2 | 6 | - | - | 8 | 1 |
| Hjalte Froholdt, OL, So. | 8 | - | - | - | 8 | 8 |
| Keon Hatcher, WR, Sr. | 3 | 2 | 11 | 6 | 22 | 1 |
| Cody Hollister, WR, Sr. | 4 | 1 | 7 | - | 12 | 3 |
| Colton Jackson, OL, R-Fr. | 3 | - | - | - | 3 | 0 |
| Kendrick Jackson, FB, So. | - | 1 | - | - | 1 | 0 |
| Hayden Johnson, FB, Fr. | 6 | - | - | - | 6 | 2 |
| Damon Mitchell, WR, Jr. | - | 1 | - | - | 1 | 0 |
| Drew Morgan, WR, Sr. | 6 | 10 | - | - | 16 | 1 |
| Frank Ragnow, OL, Jr. | 8 | 13 | - | - | 21 | 21 |
| Jake Raulerson, OL, Jr. | 8 | - | - | - | 8 | 8 |
| Dominique Reed, WR, Sr. | 2 | 6 | - | - | 8 | 0 |
| Luke Rossi, WR, So. | - | 1 | - | - | 1 | 0 |
| Dan Skipper, OL, Sr. | 8 | 13 | 13 | 8 | 42 | 42 |
| Jeremy Sprinkle, TE, Sr. | 8 | 7 | - | 2 | 17 | 8 |
| Kody Walker, RB, Sr. | 1 | 1 | 1 | - | 4 | 0 |
| Brian Wallace, OL, So. | 5 | - | - | - | 5 | 5 |
| Rawleigh Williams, RB, So. | 7 | - | - | - | 7 | 2 |

| DEFENSE | 2016 | 2015 | 2014 | 2013 | TOT | CONS |
|-----------------------------|------|------|------|------|-----|------|
| Tevin Beanum, DL, Jr. | 7 | 8 | - | - | 15 | 7 |
| De'Andre Coley, FS, Jr. | 3 | - | - | - | 3 | 3 |
| Jared Collins, DB, Sr. | 8 | 13 | 12 | 2 | 35 | 31 |
| DJ Dean, DB, Sr. | - | 8 | 7 | 1 | 16 | 0 |
| Brooks Ellis, LB, Sr. | 8 | 13 | 11 | 4 | 36 | 26 |
| Dwayne Eugene, LB, Jr. | 2 | 1 | - | - | 3 | 2 |
| Dre Greenlaw, LB, So. | 6 | 11 | - | - | 17 | 0 |
| Khalia Hackett, LB, Jr. | - | 1 | - | - | 1 | 0 |
| Taiwan Johnson, DL, Sr. | 8 | 13 | 13 | - | 34 | 34 |
| Jeremiah Ledbetter, DL, Sr. | 8 | 12 | - | - | 20 | 20 |
| Brandon Lewis, DL, Sr. | - | - | - | 1 | 1 | 0 |
| Josh Liddell, DB, Jr. | 8 | 10 | 2 | - | 20 | 15 |
| Ryan Pulley, DB, So. | 7 | 1 | - | - | 8 | 7 |
| Santos Ramirez, DB, So. | 5 | 3 | - | - | 8 | 1 |
| Kevin Richardson, DB, Jr. | 1 | 5 | - | - | 6 | 0 |
| Karl Roesler, DL, Jr. | 1 | - | - | - | 1 | 0 |
| Henre' Toliver, DB, Jr. | 8 | 10 | 4 | - | 22 | 12 |
| Josh Williams, LB, Sr. | - | 2 | 2 | - | 4 | 0 |
| Deatrich Wise Jr., DL, Sr. | 8 | - | 1 | 1 | 10 | 8 |
| JaMichael Winston, DL, Sr. | - | 6 | 12 | - | 18 | 0 |



GAME NOTES

▶ ARKANSAS SCORING DRIVES

| Opponent | No. of Plays | Total Yards | Drive Time | Type of Score | Score Qtr/Time | Drive Start | Scoring Play |
|--------------|--------------|-------------|------------|---------------|----------------|-------------|---------------------------------|
| LA Tech | 11 | 75 | 6:19 | TD | 1st/2:52 | AR 25 | R. Williams 6-yd rush |
| LA Tech | 9 | 63 | 4:04 | TD | 2nd/7:01 | AR 37 | J. Cornelius 13-yd rec. |
| LA Tech | 13 | 77 | 7:37 | TD | 4th/6:37 | AR 23 | Sprinkle 4-yd rec. |
| TCU | 8 | 55 | 3:20 | FG | 1st/11:40 | AR 25 | Hedlund 38-yd field goal |
| TCU | 13 | 56 | 6:37 | FG | 2nd/12:07 | AR 35 | Hedlund 27-yd field goal |
| TCU | 0 | 0 | - | TD | 2nd/10:09 | TCU 00 | Ellis 47-yd interception ret. |
| TCU | 6 | 63 | 3:52 | TD | 3rd/4:27 | AR 37 | Morgan 13-yd rec. |
| TCU | 4 | 58 | 0:56 | TD | 4th/1:03 | AR 42 | Hatcher 16-yd rec. |
| TCU | 3 | 25 | - | TD | 10T | TCU 25 | Sprinkle 19-yd rec. |
| TCU | 4 | 25 | - | TD | 20T | TCU 25 | A. Allen 5-yd rush |
| Texas State | 10 | 82 | 5:45 | TD | 1st/9:15 | AR 18 | Hatcher 9-yd rec. |
| Texas State | 5 | 87 | 2:20 | TD | 1st/4:36 | AR 13 | K. Walker 1-yd rush |
| Texas State | 0 | 0 | - | TD | 2nd/11:31 | TXST 00 | Pulley 25-yd interception ret. |
| Texas State | 7 | 50 | 4:03 | TD | 2nd/5:22 | AR 50 | Sprinkle 10-yd rec. |
| Texas State | 8 | 93 | 1:57 | TD | 2nd/0:44 | AR 7 | R. Williams 1-yd rush |
| Texas State | 3 | 42 | 8:54 | TD | 3rd/1:02 | AR 18 | R. Williams 15-yd rush |
| Texas A&M | 2 | 16 | 0:48 | TD | 1st/12:29 | TAMU 16 | Hatcher 15-yd rec. |
| Texas A&M | 9 | 68 | 4:53 | FG | 2nd/9:59 | AR 25 | Hedlund 25-yd field goal |
| Texas A&M | 5 | 75 | 3:11 | TD | 2nd/1:31 | AR 25 | R. Williams 8-yd rush |
| Texas A&M | 12 | 92 | 4:04 | TD | 4th/6:21 | AR 08 | J. Cornelius 5-yd rec. |
| Alcorn State | 7 | 36 | 2:49 | FG | 1st/12:11 | ALCN 43 | Hedlund 25-yd field goal |
| Alcorn State | 1 | 29 | 0:09 | TD | 1st/9:03 | ALCN 29 | J. Cornelius 29-yd rec. |
| Alcorn State | 1 | 75 | 0:16 | TD | 1st/7:22 | AR 25 | Whaley 75-yd rush |
| Alcorn State | 7 | 82 | 3:49 | TD | 1st/0:17 | AR 18 | J. Cornelius 35-yd rec. |
| Alcorn State | 0 | 0 | - | TD | 3rd/9:42 | ALCN 00 | Toliver 70-yd interception ret. |
| Alcorn State | 5 | 55 | 2:07 | TD | 3rd/5:44 | AR 45 | Hollister 26-yd rush |
| Alcorn State | 9 | 75 | 4:51 | TD | 4th/13:49 | AR 25 | Pettway 10-yd rec. |
| Alcorn State | 7 | 95 | 4:00 | TD | 4th/6:36 | AR 05 | Hammonds 5-yd rush |
| Alabama | 9 | 75 | 3:31 | TD | 1st/1:54 | AR 25 | Sprinkle 24-yd rec. |
| Alabama | 13 | 68 | 5:57 | FG | 2nd/2:56 | AR 25 | McFain 25-yd field goal |
| Alabama | 4 | 79 | 0:56 | TD | 2nd/0:29 | AR 21 | Hatcher 16-yd rec. |
| Alabama | 6 | 36 | 3:09 | TD | 3rd/3:57 | UA 36 | Hatcher 10-yd rec. |
| Alabama | 7 | 94 | 1:53 | TD | 4th/3:18 | AR 06 | R. Williams 3-yd rush |
| Ole Miss | 5 | 82 | 2:34 | TD | 1st/10:33 | AR 18 | Reed 51-yd rec. |
| Ole Miss | 3 | 65 | 1:18 | TD | 1st/6:08 | AR 35 | Morgan 13-yd rec. |
| Ole Miss | 10 | 56 | 4:50 | FG | 2nd/14:13 | AR 20 | McFain 43-yd field goal |
| Ole Miss | 13 | 73 | 6:29 | FG | 2nd/5:21 | AR 09 | McFain 36-yd field goal |
| Ole Miss | 10 | 38 | 5:17 | TD | 3rd/3:29 | OM 38 | R. Williams 2-yd rec. |
| Ole Miss | 10 | 56 | 4:39 | TD | 4th/2:20 | AR 44 | Cornelius 6-yd rush |
| Auburn | 6 | 39 | 1:28 | FG | 2nd/0:00 | AR 25 | McFain 54-yd field goal |

▶ OPPONENT SCORING DRIVES

| Opponent | No. of Plays | Total Yards | Drive Time | Type of Score | Score Qtr/Time | Drive Start | Scoring Play |
|--------------|--------------|-------------|------------|---------------|----------------|-------------|----------------------------------|
| LA Tech | 8 | 62 | 2:31 | TD | 1st/9:11 | LATECH 38 | J. Smith 9-yd rush |
| LA Tech | 7 | 48 | 2:48 | TD | 2nd/1:40 | AR 48 | J. Craft 1-yd rush |
| LA Tech | 8 | 38 | 3:45 | FG | 3rd/11:15 | LATECH 36 | J. Barnes 43-yd field goal |
| LA Tech | 9 | 63 | 4:12 | FG | 3rd/4:58 | LATECH 34 | J. Barnes 20-yd field goal |
| TCU | 9 | 84 | 2:55 | TD | 3rd/14:53 | TCU 16 | Hicks 9-yd rush |
| TCU | 7 | 80 | 1:46 | TD | 4th/9:44 | TCU 20 | Hill 1-yd rush |
| TCU | 2 | 50 | 0:32 | TD | 4th/7:15 | TCU 50 | Hicks 7-yd rush |
| TCU | 8 | 50 | 3:59 | TD | 4th/2:05 | TCU 50 | Hill 5-yd rush |
| TCU | 5 | 25 | - | TD | 10T | AR 25 | Williams 13-yd rec. |
| TCU | 4 | 5 | - | FG | 20T | AR 25 | Graf 37-yd field goal |
| Texas State | 3 | 35 | 5:04 | FG | 3rd/9:56 | TXST 25 | Sherman 39-yd field goal |
| Texas A&M | 3 | 51 | 0:54 | TD | 2nd/14:52 | TAMU 49 | Knight 42-yd rush |
| Texas A&M | 8 | 69 | 3:19 | FG | 2nd/4:42 | TAMU 01 | LaCamera 48-yd field goal |
| Texas A&M | 6 | 74 | 1:18 | TD | 2nd/0:13 | TAMU 25 | Knight 48-yd rush |
| Texas A&M | 2 | 94 | 0:42 | TD | 3rd/1:33 | TAMU 06 | Reynolds 92-yd rec. |
| Texas A&M | 7 | 85 | 2:06 | TD | 4th/11:54 | TAMU 15 | Williams 33-yd rush |
| Texas A&M | 3 | 15 | 0:38 | TD | 4th/10:25 | AR 15 | Kirk 9-yd rec. |
| Texas A&M | 3 | 52 | 1:24 | TD | 4th/4:57 | TAMU 48 | Williams 22-yd rush |
| Alcorn State | 9 | 61 | 4:33 | TD | 2nd/10:44 | ALCN 39 | Johnson 12-yd rush |
| Alcorn State | 6 | 49 | 2:04 | FG | 3rd/3:40 | ALCN 25 | McCrane 43-yd field goal |
| Alabama | 3 | 73 | 0:46 | TD | 1st/7:27 | UA 27 | Hurts 5-yd rush |
| Alabama | 5 | 29 | 2:02 | TD | 1st/5:25 | AR 29 | Hurts 6-yd rush |
| Alabama | 0 | 0 | - | TD | 2nd/12:25 | AR 23 | Williams 23-yd interception ret. |
| Alabama | 4 | 81 | 1:43 | TD | 2nd/8:53 | UA 19 | Harris 56-yd rec. |
| Alabama | 4 | 66 | 1:31 | TD | 2nd/1:25 | UA 34 | Scarbrough 21-yd rush |
| Alabama | 4 | 18 | 1:26 | TD | 3rd/11:10 | AR 18 | Ridley 4-yd rec. |
| Alabama | 0 | 0 | - | TD | 4th/10:18 | AR 00 | Fitzpatrick 100-yd int. ret. |
| Ole Miss | 9 | 61 | 3:07 | TD | 1st/7:26 | OM 39 | Engram 13-yd rec. |
| Ole Miss | 7 | 67 | 2:23 | TD | 2nd/11:50 | OM 33 | Judd 2-yd rush |
| Ole Miss | 5 | 90 | 0:48 | TD | 2nd/1:24 | OM 10 | Kelly 8-yd rush |
| Ole Miss | 12 | 59 | 3:40 | FG | 4th/14:49 | OM 25 | Wunderlich 33-yd field goal |
| Ole Miss | 5 | 45 | 1:05 | TD | 4th/9:00 | AR 45 | Kelly 17-yd rush |
| Auburn | 1 | 78 | 0:11 | TD | 1st/11:00 | AU 22 | Stove 78-yd rush |
| Auburn | 10 | 91 | 2:39 | TD | 1st/3:00 | AU 09 | Pettway 9-yd rush |
| Auburn | 2 | 27 | 0:27 | TD | 1st/0:57 | AR 27 | Truitt 20-yd rush |
| Auburn | 5 | 80 | 2:12 | TD | 2nd/1:28 | AU 20 | Truitt 45-yd rec. |
| Auburn | 15 | 86 | 5:20 | TD | 3rd/6:06 | AU 14 | White 1-yd rush |
| Auburn | 7 | 69 | 2:44 | TD | 3rd/0:42 | AU 31 | Pettway 23-yd rush |
| Auburn | 5 | 58 | 2:15 | TD | 4th/12:25 | AU 42 | Truitt 31-yd rush |
| Auburn | 3 | 67 | 1:33 | TD | 4th/4:27 | AU 33 | Martin 51-yd rush |

▶ SCORING DRIVE ANALYSIS

| YARDAGE | ARKANSAS | | OPPONENTS | |
|---------------|-----------|----------|-----------|----------|
| | TD | FG | TD | FG |
| No Drive | 3 | -- | 2 | -- |
| Negative Yds. | -- | -- | -- | -- |
| 0-9 | -- | -- | -- | -- |
| 10-19 | 1 | -- | 2 | -- |
| 20-29 | 3 | -- | 3 | -1 |
| 30-39 | 2 | 2 | -- | 1 |
| 40-49 | -- | -- | 2 | 1 |
| 50-59 | 4 | 3 | 5 | 2 |
| 60-69 | 3 | 2 | 7 | 2 |
| 70-79 | 7 | 1 | 3 | -- |
| 80-89 | 5 | -- | 6 | -- |
| 90-99 | 4 | -- | 3 | -- |
| TOTALS | 32 | 8 | 33 | 7 |

▶ GAME-OPENING DRIVES

| OPPONENT | ARKANSAS | | | OPPONENTS | | |
|---------------|-----------|-----------|------------|-----------|-----------|------------|
| | PTS | 1STD | YDS | PTS | 1STD | YDS |
| LA Tech | 0 | 2 | 18 | 7 | 3 | 62 |
| TCU | 3 | 2 | 55 | 0 | 3 | 71 |
| Texas State | 7 | 6 | 82 | 0 | 1 | 18 |
| Texas A&M | 0 | 0 | 6 | 0 | 2 | 40 |
| Alcorn State | 3 | 2 | 36 | 0 | 0 | -3 |
| Alabama | 0 | 1 | 22 | 0 | 3 | 80 |
| Ole Miss | 0 | 0 | -13 | 0 | 0 | 0 |
| Auburn | 0 | 1 | 17 | 7 | 1 | 78 |
| TOTALS | 13 | 14 | 223 | 14 | 13 | 346 |

▶ SECOND-HALF OPENING DRIVES

| OPPONENT | ARKANSAS | | | OPPONENTS | | |
|---------------|-----------|-----------|------------|-----------|-----------|------------|
| | PTS | 1STD | YDS | PTS | 1STD | YDS |
| LA Tech | 0 | 0 | -15 | 3 | 2 | 38 |
| TCU | 0 | 0 | 9 | 7 | 3 | 84 |
| Texas State | 7 | 6 | 82 | 3 | 4 | 53 |
| Texas A&M | 0 | 7 | 89 | 0 | 5 | 81 |
| Alcorn State | 7 | 3 | 55 | 0 | 3 | 41 |
| Alabama | 0 | 0 | -3 | 0 | 0 | 67 |
| Ole Miss | 0 | 4 | 46 | 0 | 1 | 19 |
| Auburn | 0 | 1 | 19 | 0 | 0 | 5 |
| TOTALS | 14 | 21 | 284 | 13 | 18 | 388 |





► DRIVE SUPERLATIVES

| | ARKANSAS | OPPONENTS |
|-------------------|--------------------------------------|-------------------------------|
| Most Plays/Result | 19 vs. Texas A&M/Turnover on Downs | 16 vs. Texas State/Field Goal |
| Most Yards/Result | 95 vs. Alcorn State/Touchdown | 94 vs. Texas A&M/Touchdown |
| Most Time/Result | 9:55 vs. Texas A&M/Turnover on Downs | 5:20 at Auburn/Touchdown |

► THREE-AND-OUTS

| | ARKANSAS THREE-AND-OUTS/DRIVES | OPPONENTS THREE-AND-OUTS/DRIVES |
|--------------|-----------------------------------|------------------------------------|
| LA Tech | 2/11 | 2/10 |
| TCU | 4/15 | 1/15 |
| Texas State | 2/11 | 7/11 |
| Texas A&M | 2/13 | 2/13 |
| Alcorn State | 0/13 | 3/13 |
| Alabama | 3/15 | 2/15 |
| Ole Miss | 3/14 | 4/13 |
| Auburn | 4/13 | 1/13 |
| TOTAL | 20/105 | 22/103 |

► NON-OFFENSIVE SCORES

| ARKANSAS (3) | OPPONENTS (2) |
|---|---|
| Brooks Ellis 47-yd int. return (at TCU) | Tim Williams 23-yd fumble return (Alabama) |
| Ryan Pulley 25-yd int. return (Texas State) | M. Fitzpatrick 100-yd int. return (Alabama) |
| Henre' Toliver 70-yd int. return (Alcorn State) | |

► SPECIAL TEAMS TACKLES

| | TOTAL | KO | PUNT |
|-----------------|-----------|-----------|-----------|
| Josh Harris | 7 | 7 | 0 |
| Ryder Lucas | 5 | 4 | 1 |
| Cody Hollister | 5 | 3 | 2 |
| De'Jon Harris | 4 | 4 | 0 |
| Santos Ramirez | 3 | 1 | 2 |
| Khalia Hackett | 2 | 2 | 0 |
| Dwayne Eugene | 2 | 2 | 0 |
| Jared Collins | 2 | 2 | 0 |
| Damon Mitchell | 2 | 2 | 0 |
| Byron Keaton | 2 | 2 | 0 |
| Matt Emrich | 2 | 0 | 2 |
| Henre' Toliver | 2 | 1 | 1 |
| Toby Baker | 1 | 0 | 1 |
| Connor Limpert | 1 | 1 | 0 |
| Jake Hall | 1 | 0 | 1 |
| Reid Miller | 1 | 1 | 0 |
| Nate Dalton | 1 | 1 | 0 |
| DJ Dean | 1 | 1 | 0 |
| De'Andre Coley | 1 | 1 | 0 |
| Austin Cantrell | 1 | 0 | 1 |
| Adam McFain | 1 | 1 | 0 |
| TOTAL | 47 | 36 | 11 |



GAME NOTES

▶ ARKANSAS 20-YARD PLUS PLAYS

| YARDS | TYPE | PLAYER(S) | OPPONENT |
|-------|------|-----------------------------------|--------------|
| *75 | Rush | Devwah Whaley | Alcorn State |
| 73 | Pass | Keon Hatcher from Austin Allen | TEXAS STATE |
| *70 | INT | Henre' Toliver | Alcorn State |
| 57 | Pass | Jared Cornelius from Austin Allen | Alabama |
| 55 | Rush | R. Williams | Texas A&M |
| 53 | Rush | R. Williams | OLE MISS |
| *51 | Pass | Dominique Reed from Austin Allen | OLE MISS |
| *47 | INT | Brooks Ellis | TCU |
| 44 | Pass | Keon Hatcher from Austin Allen | Texas A&M |
| 38 | Pass | Jared Cornelius from Austin Allen | Texas A&M |
| 38 | Pass | Jared Cornelius from Austin Allen | Texas A&M |
| 37 | Rush | R. Williams | TCU |
| 37 | Pass | Cody Hollister from Austin Allen | Alabama |
| *35 | Pass | Jared Cornelius from Austin Allen | Alcorn State |
| 33 | PR | Drew Morgan | Alcorn State |
| 33 | Pass | Jared Cornelius from Austin Allen | Texas A&M |
| 32 | Pass | Dominique Reed from Austin Allen | TEXAS STATE |
| 29 | KR | Deon Stewart | Alabama |
| 29 | Pass | R. Williams from Austin Allen | Alabama |
| *29 | Pass | Jared Cornelius from Austin Allen | Alcorn State |
| 29 | Pass | Jared Cornelius from Austin Allen | Alabama |
| 29 | Rush | R. Williams | Alcorn State |
| 28 | KR | Drew Morgan | Alabama |
| *26 | Rush | Cody Hollister | Alcorn State |
| 25 | KR | Dominique Reed | LA Tech |
| 25 | KR | Deon Stewart | Alcorn State |
| *25 | INT | Ryan Pulley | TEXAS STATE |
| 25 | Pass | Jeremy Sprinkle from Austin Allen | TCU |
| 24 | Pass | Jared Cornelius from Austin Allen | Alabama |
| 24 | Pass | Drew Morgan from Austin Allen | TCU |
| 24 | Rush | R. Williams | Alcorn State |
| 24 | Pass | Jared Cornelius from Austin Allen | Alcorn State |
| 24 | Rush | R. Williams | OLE MISS |
| 24 | Pass | Drew Morgan from Austin Allen | TCU |
| *24 | Pass | Jeremy Sprinkle from Austin Allen | Alabama |
| 23 | Pass | Drew Morgan from Austin Allen | Alabama |
| 23 | Pass | Jeremy Sprinkle from Austin Allen | Texas A&M |
| 22 | Rush | R. Williams | TCU |
| 22 | Rush | R. Williams | OLE MISS |
| 22 | Rush | Cody Hollister | Alcorn State |
| 22 | Pass | R. Williams from Austin Allen | Alabama |
| 22 | KR | Dominique Reed | TCU |
| 21 | KR | Dominique Reed | TCU |
| 21 | Pass | Drew Morgan from Austin Allen | Texas A&M |
| 20 | Pass | Jared Cornelius from Austin Allen | Alabama |
| 20 | Pass | Jared Cornelius from Austin Allen | OLE MISS |
| 20 | Pass | Dominique Reed from Austin Allen | Alabama |

* touchdown scored on play

▶ ARKANSAS LONG PLAYS BY YARDS

| | NO | TD |
|--------------|-----------|----------|
| 100+ | 0 | 0 |
| 90-99 | 0 | 0 |
| 80-89 | 0 | 0 |
| 70-79 | 3 | 2 |
| 60-69 | 0 | 0 |
| 50-59 | 4 | 1 |
| 40-49 | 2 | 1 |
| 30-39 | 8 | 1 |
| 20-29 | 30 | 4 |
| TOTAL | 47 | 9 |

▶ ARKANSAS LONG PLAYS BY TYPE

| | NO | TD |
|----------------|-----------|----------|
| Rushing | 11 | 2 |
| Passing | 26 | 4 |
| Punt returns | 1 | 0 |
| Kick returns | 6 | 0 |
| Interceptions | 3 | 3 |
| Fumble returns | 0 | 0 |
| Other | 0 | 0 |
| TOTAL | 47 | 9 |

▶ ARKANSAS 20-YARD PLUS PLAYS BY PLAYER

| PLAYER | NO. | TD | R | P | KR | PR | IR | FR |
|-----------------|-----------|----------|-----------|-----------|----------|----------|----------|----------|
| Jared Cornelius | 11 | 2 | 0 | 11 | 0 | 0 | 0 | 0 |
| R. Williams | 10 | 0 | 8 | 2 | 0 | 0 | 0 | 0 |
| Dominique Reed | 6 | 1 | 0 | 3 | 3 | 0 | 0 | 0 |
| Drew Morgan | 6 | 0 | 0 | 4 | 1 | 1 | 0 | 0 |
| Jeremy Sprinkle | 3 | 1 | 0 | 3 | 0 | 0 | 0 | 0 |
| Cody Hollister | 3 | 1 | 2 | 1 | 0 | 0 | 0 | 0 |
| Keon Hatcher | 2 | 0 | 0 | 2 | 0 | 0 | 0 | 0 |
| Deon Stewart | 2 | 0 | 0 | 0 | 2 | 0 | 0 | 0 |
| Brooks Ellis | 1 | 1 | 0 | 0 | 0 | 0 | 1 | 0 |
| Ryan Pulley | 1 | 1 | 0 | 0 | 0 | 0 | 1 | 0 |
| Henre' Toliver | 1 | 1 | 0 | 0 | 0 | 0 | 1 | 0 |
| Devwah Whaley | 1 | 1 | 1 | 0 | 0 | 0 | 0 | 0 |
| TOTAL | 47 | 9 | 11 | 26 | 6 | 1 | 3 | 0 |

▶ ARKANSAS LONGEST PLAYS OF THE YEAR

| TYPE | YDS | PLAY |
|---------------------|-----|--|
| Rushing | 75 | Devwah Whaley vs Alcorn State (10/1/2016) |
| Rushing Touchdown | 75 | Devwah Whaley vs Alcorn State (10/1/2016) |
| Passing | 73 | Keon Hatcher from Austin Allen vs Texas State (9/17/2016) |
| Passing Touchdown | 51 | Dominique Reed from Austin Allen vs. Ole Miss (10/15/2016) |
| Punt Return | 33 | Drew Morgan vs Alcorn State (10/1/2016) |
| Kick Return | 29 | Deon Stewart vs Alabama (10/8/2016) |
| Interception Return | 70 | Henre' Toliver vs Alcorn State (10/1/2016) |
| Fumble Return | - | - |
| Punt | 59 | Toby Baker vs TCU (9/10/2016) |
| Field Goal | 54 | Adam McFain at Auburn (10/22/16) |



► GAME 1

LOUISIANA TECH (0-1)..... 20

ARKANSAS (1-0) 21

September 3, 2016 | Fayetteville, Ark.

Donald W. Reynolds Razorback Stadium | Time: 3:00 p.m. | Attendance: 69,132

TV: SEC Network > Beth Mowins (PBP), Anthony Becht (Anayst), Rocky Boiman (Sideline)

LA TECH

| RUSHING | Att. | Gain | Lost | Net | TD | Long | Avg. |
|--------------|------|------|------|-----|----|------|------|
| Jarred Craft | 12 | 68 | 0 | 68 | 1 | 31 | 5.7 |
| J'Mar Smith | 9 | 30 | 20 | 10 | 1 | 9 | 1.1 |
| Boston Scott | 1 | 2 | 0 | 2 | 0 | 2 | 2.0 |
| C. Henderson | 1 | 0 | 1 | -1 | 0 | 0 | -1.0 |

| PASSING | Comp. | Att. | Yds | TD | Int | Long | Sack |
|-------------|-------|------|-----|----|-----|------|------|
| J'Mar Smith | 19 | 31 | 212 | 0 | 1 | 26 | 3 |

| RECEIVING | No. | Yds | TD | Long |
|---------------|-----|-----|----|------|
| Trent Taylor | 8 | 78 | 0 | 19 |
| C. Henderson | 6 | 71 | 0 | 24 |
| Marcus Gaines | 2 | 31 | 0 | 24 |
| Jarred Craft | 2 | 28 | 0 | 26 |
| Conner Smith | 1 | 4 | 0 | 4 |

| PUNTING | No. | Yds | Avg. | Long | 120 | 50+ |
|---------------|-----|-----|------|------|-----|-----|
| Gerald Shouse | 3 | 115 | 38.3 | 49 | 0 | 0 |

| FIELD GOALS | Made | Att. | Long | Kicks |
|-------------|------|------|------|--|
| J. Barnes | 2 | 4 | 43 | Missed 54, Made 43, Made 20, Missed 39 |

ARKANSAS

| RUSHING | Att. | Gain | Lost | Net | TD | Long | Avg. |
|-----------------|------|------|------|-----|----|------|------|
| R. Williams | 24 | 102 | 6 | 96 | 1 | 14 | 4.0 |
| Kody Walker | 6 | 24 | 0 | 24 | 0 | 7 | 4.0 |
| Jared Cornelius | 3 | 13 | 0 | 13 | 0 | 8 | 4.3 |
| Devwah Whaley | 2 | 3 | 2 | 1 | 0 | 3 | 0.5 |
| Team | 1 | 0 | 2 | -2 | 0 | 0 | -2.0 |
| Austin Allen | 4 | 0 | 26 | -26 | 0 | 0 | -6.5 |

| PASSING | Comp. | Att. | Yds | TD | Int | Long | Sack |
|--------------|-------|------|-----|----|-----|------|------|
| Austin Allen | 20 | 29 | 191 | 2 | 2 | 18 | 4 |

| RECEIVING | No. | Yds | TD | Long |
|-----------------|-----|-----|----|------|
| Keon Hatcher | 6 | 86 | 0 | 18 |
| Drew Morgan | 5 | 47 | 0 | 18 |
| Jeremy Sprinkle | 3 | 19 | 1 | 12 |
| R. Williams | 3 | 15 | 0 | 16 |
| Jared Cornelius | 1 | 13 | 1 | 13 |
| Dominique Reed | 1 | 6 | 0 | 6 |
| Austin Cantrell | 1 | 5 | 0 | 5 |

| PUNTING | No. | Yds | Avg. | Long | 120 | 50+ |
|------------|-----|-----|------|------|-----|-----|
| Toby Baker | 4 | 190 | 47.5 | 55 | 1 | 2 |

| FIELD GOALS | Made | Att. | Long | Kicks |
|-------------|------|------|------|-------|
| -- | | | | |



In his first game action since suffering a season-ending neck injury in 2015, sophomore **RB RAWLEIGH WILLIAMS III** scored Arkansas' first touchdown of the season and went on to rush for a game-high 96 yards on a then career-best 24 carries.

► SCORING SUMMARY

| | 1st | 2nd | 3rd | 4th | Final |
|----------------|-----|-----|-----|-----|-------|
| Louisiana Tech | 7 | 7 | 6 | 0 | 20 |
| Arkansas | 7 | 7 | 0 | 7 | 21 |

| | Qtr. | Time | Scoring Play |
|----------|------|-------|---|
| LA Tech | 1st | 9:11 | J'Mar Smith 9 yd run (J. Barnes Kick) |
| Arkansas | 1st | 2:52 | R. Williams 6 yd run (Hedlund Kick) |
| Arkansas | 2nd | 7:01 | J. Cornelius 13 yd pass from Allen (Hedlund Kick) |
| LA Tech | 2nd | 1:40 | Jarred Craft 1 yd run (J. Barnes Kick) |
| LA Tech | 3rd | 11:14 | J. Barnes 43 yd field goal |
| LA Tech | 3rd | 4:58 | J. Barnes 20 yd field goal |
| Arkansas | 4th | 6:37 | J. Sprinkle 4 yd pass from Allen (Hedlund Kick) |

► TEAM STATS

| | LA TECH | ARKANSAS |
|----------------------------|---------|----------|
| FIRST DOWNS | 16 | 21 |
| RUSHES-YARDS (NET) | 23-79 | 40-106 |
| PASSING YDS (NET) | 212 | 191 |
| Comp-Passes Att-Int | 19-31-1 | 20-29-2 |
| TOTAL OFFENSE PLAYS-YARDS | 54-291 | 69-297 |
| Fumble Returns-Yards | 0-0 | 0-0 |
| Punt Returns-Yards | 2-39 | 1-0 |
| Kickoff Returns-Yards | 3-84 | 2-42 |
| Interception Returns-Yards | 2-34 | 1-3 |
| Punts (Number-Avg) | 3-38.3 | 4-47.5 |
| Fumbles-Lost | 1-0 | 1-0 |
| Penalties-Yards | 3-20 | 4-35 |
| Possession Time | 23:19 | 36:41 |
| Third-Down Conversions | 5 of 11 | 3 of 12 |
| Fourth-Down Conversions | 0 of 0 | 3 of 3 |
| Red-Zone Scores-Chances | 3-3 | 3-4 |
| Sacks By: Number-Yards | 4-26 | 3-20 |



► GAME 2

ARKANSAS (2-0) 41
NO. 15/12 TCU (1-1) 38

September 10, 2016 | Fort Worth, Texas

Amon G. Carter Stadium | Time: 6:00 p.m. | Attendance: 48,091

TV: ESPN > Joe Tessitore (PBP), Todd Blackledge (Analyst), Holly Rowe (Sideline)

ARKANSAS

| RUSHING | Att. | Gain | Lost | Net | TD | Long | Avg. |
|----------------|------|------|------|-----|----|------|------|
| R. Williams | 28 | 146 | 0 | 137 | 0 | 37 | 4.9 |
| Kody Walker | 7 | 20 | 1 | 19 | 0 | 6 | 2.7 |
| Dominique Reed | 2 | 18 | 0 | 18 | 0 | 15 | 9.0 |
| Devwah Whaley | 2 | 5 | 0 | 5 | 0 | 5 | 2.5 |
| Austin Allen | 3 | 8 | 6 | 2 | 1 | 5 | 0.7 |
| Team | 1 | 0 | 1 | -1 | 0 | 0 | -1.0 |

| PASSING | Comp. | Att. | Yds | TD | Int | Long | Sack |
|----------------|-------|------|-----|----|-----|------|------|
| Austin Allen | 17 | 29 | 233 | 3 | 0 | 25 | 1 |

| RECEIVING | No. | Yds | TD | Long |
|------------------|-----|-----|----|------|
| Drew Morgan | 7 | 93 | 1 | 24 |
| Jeremy Sprinkle | 3 | 58 | 1 | 25 |
| Keon Hatcher | 2 | 22 | 1 | 16 |
| Jared Cornelius | 2 | 17 | 0 | 17 |
| Hayden Johnson | 1 | 18 | 0 | 18 |
| Dominique Reed | 1 | 11 | 0 | 11 |
| Austin Cantrell | 1 | 4 | 0 | 4 |

| PUNTING | No. | Yds | Avg. | Long | I20 | 50+ |
|----------------|-----|-----|------|------|-----|-----|
| Toby Baker | 6 | 304 | 50.7 | 59 | 1 | 5 |

| FIELD GOALS | Made | Att. | Long | Kicks |
|--------------------|------|------|------|-----------------------------|
| Cole Hedlund | 2 | 3 | 38 | Made 38, Made 27, Missed 22 |

TCU

| RUSHING | Att. | Gain | Lost | Net | TD | Long | Avg. |
|----------------|------|------|------|-----|----|------|------|
| Kenny Hill | 15 | 111 | 18 | 93 | 2 | 26 | 6.2 |
| Kyle Hicks | 11 | 49 | 0 | 49 | 2 | 9 | 4.5 |
| Derrick Green | 5 | 31 | 0 | 31 | 0 | 14 | 6.2 |
| Deante Gray | 1 | 22 | 0 | 22 | 0 | 19 | 22.0 |

| PASSING | Comp. | Att. | Yds | TD | Int | Long | Sack |
|----------------|-------|------|-----|----|-----|------|------|
| Kenny Hill | 36 | 56 | 377 | 1 | 1 | 57 | 3 |
| Team | 0 | 2 | 0 | 0 | 0 | 0 | 0 |

| RECEIVING | No. | Yds | TD | Long |
|------------------|-----|-----|----|------|
| Kyle Hicks | 8 | 92 | 0 | 31 |
| K. Turpin | 7 | 126 | 0 | 57 |
| Ty Slanina | 7 | 75 | 0 | 18 |
| Desmon White | 5 | 16 | 0 | 5 |
| Deante Gray | 3 | 17 | 0 | 9 |
| Emanuel Porter | 2 | 10 | 0 | 14 |
| John Diarse | 1 | 18 | 0 | 18 |
| Taj Williams | 1 | 13 | 1 | 13 |
| Daniel Walsh | 1 | 7 | 0 | 7 |
| Sewo Olonilu | 1 | 3 | 0 | 3 |

| PUNTING | No. | Yds | Avg. | Long | I20 | 50+ |
|----------------|-----|-----|------|------|-----|-----|
| Adam Nunez | 5 | 199 | 39.8 | 49 | 1 | 0 |

| FIELD GOALS | Made | Att. | Long | Kicks |
|--------------------|------|------|------|--------------------|
| Ryan Graf | 1 | 2 | 37 | Missed 28, Made 37 |



Senior **LB BROOKS ELLIS'** 47-yard interception return for a touchdown gave Arkansas a 13-0 lead at the half. Ellis finished with 13 stops, including a career-high three for loss, and had at least one tackle in eight of TCU's first nine drives.

► SCORING SUMMARY

| | 1st | 2nd | 3rd | 4th | OT1 | OT2 | Final |
|----------|-----|-----|-----|-----|-----|-----|-------|
| Arkansas | 3 | 10 | 7 | 8 | 7 | 6 | 41 |
| TCU | 0 | 0 | 7 | 21 | 7 | 3 | 38 |

| | Qtr. | Time | Scoring Play |
|----------|------|-------|---|
| Arkansas | 1st | 11:40 | Cole Hedlund 38 yd field goal |
| Arkansas | 2nd | 12:07 | Cole Hedlund 27 yd field goal |
| Arkansas | 2nd | 10:09 | Brooks Ellis 47 yd interception return (Hedlund Kick) |
| TCU | 3rd | 11:58 | Kyle Hicks 9 yd run (Graf Kick) |
| Arkansas | 3rd | 4:27 | Drew Morgan 13 yd pass from Allen (Hedlund Kick) |
| TCU | 4th | 9:44 | Kenny Hill 1 yd run (Graf Kick) |
| TCU | 4th | 7:15 | Kyle Hicks 7 yd run (Graf Kick) |
| TCU | 4th | 2:05 | Kenny Hill 5 yd run (Graf Kick) |
| Arkansas | 4th | 1:03 | Keon Hatcher 16 yard pass from Allen (2PT) |
| Arkansas | OT | 15:00 | Jeremy Sprinkle 19 yd pass from Allen (Hedlund Kick) |
| TCU | OT | 15:00 | Taj Williams 13 yd pass from Hill (Graf Kick) |
| TCU | OT | 15:00 | Graf 37 yd field goal |
| Arkansas | OT | 15:00 | Austin Allen 5 yd run |

► TEAM STATS

| | ARKANSAS | TCU |
|----------------------------|----------|----------|
| FIRST DOWNS | 20 | 25 |
| RUSHES-YARDS (NET) | 43-180 | 32-195 |
| PASSING YDS (NET) | 223 | 377 |
| Comp-Passes Att-Int | 17-29-0 | 36-58-1 |
| TOTAL OFFENSE PLAYS-YARDS | 72-403 | 90-572 |
| Fumble Returns-Yards | 0-0 | 0-0 |
| Punt Returns-Yards | 2-35 | 2-33 |
| Kickoff Returns-Yards | 4-77 | 5-155 |
| Interception Returns-Yards | 1-47 | 0-0 |
| Punts (Number-Avg) | 6-50.7 | 5-39.8 |
| Fumbles-Lost | 0-0 | 1-1 |
| Penalties-Yards | 5-45 | 9-95 |
| Possession Time | 33:07 | 26:53 |
| Third-Down Conversions | 7 of 16 | 12 of 19 |
| Fourth-Down Conversions | 0 of 0 | 1 of 1 |
| Red-Zone Scores-Chances | 6-7 | 6-7 |
| Sacks By: Number-Yards | 3-18 | 1-6 |



► GAME 3

TEXAS STATE (1-1) 3
NO. 24 ARKANSAS (3-0) 42

September 17, 2016 | Fayetteville, Ark.

Donald W. Reynolds Razorback Stadium | Time: 6:30 p.m. | Attendance: 69,132

TV: SECN Alt. > Roy Philpott (PBP), Clint Stoerner (Anayst), Dawn Davenport (Sideline)

TEXAS STATE

| RUSHING | Att. | Gain | Lost | Net | TD | Long | Avg. |
|--------------|------|------|------|-----|----|------|------|
| S. Mayberry | 10 | 34 | 0 | 34 | 0 | 6 | 3.4 |
| Eddie Printz | 2 | 19 | 0 | 19 | 0 | 13 | 9.5 |
| J. Worrell | 4 | 2 | 0 | 2 | 0 | 2 | 0.5 |
| Tyler Jones | 10 | 8 | 41 | -33 | 0 | 4 | -3.3 |

| PASSING | Comp. | Att. | Yds | TD | Int | Long | Sack |
|-------------|-------|------|-----|----|-----|------|------|
| Tyler Jones | 11 | 26 | 83 | 0 | 1 | 24 | 4 |

| RECEIVING | No. | Yds | TD | Long |
|--------------|-----|-----|----|------|
| S. Mayberry | 3 | 13 | 0 | 6 |
| T. Morbley | 2 | 19 | 0 | 10 |
| Gabe Schrade | 2 | 12 | 0 | 8 |
| Tyler Watts | 2 | 6 | 0 | 4 |
| Elijah King | 1 | 24 | 0 | 24 |
| Eric Luna | 1 | 9 | 0 | 9 |

| PUNTING | No. | Yds | Avg. | Long | I20 | 50+ |
|-----------|-----|-----|------|------|-----|-----|
| Lumi Kaba | 8 | 365 | 45.6 | 57 | 4 | 3 |

| FIELD GOALS | Made | Att. | Long | Kicks |
|---------------|------|------|------|---------|
| James Sherman | 1 | 1 | 39 | Made 39 |

ARKANSAS

| RUSHING | Att. | Gain | Lost | Net | TD | Long | Avg. |
|----------------|------|------|------|-----|----|------|------|
| R. Williams | 19 | 122 | 1 | 121 | 2 | 18 | 6.4 |
| Devwah Whaley | 11 | 50 | 0 | 50 | 0 | 9 | 4.5 |
| Kody Walker | 7 | 23 | 0 | 23 | 1 | 12 | 3.3 |
| Dominique Reed | 1 | 15 | 0 | 15 | 0 | 15 | 15.0 |
| Austin Allen | 4 | 21 | 6 | 15 | 0 | 8 | 3.8 |
| Damon Mitchell | 2 | 2 | 0 | 2 | 0 | 2 | 1.0 |

| PASSING | Comp. | Att. | Yds | TD | Int | Long | Sack |
|--------------|-------|------|-----|----|-----|------|------|
| Austin Allen | 16 | 21 | 241 | 2 | 0 | 73 | 1 |
| Ty Storey | 0 | 1 | 0 | 0 | 0 | 0 | 0 |

| RECEIVING | No. | Yds | TD | Long |
|-----------------|-----|-----|----|------|
| Keon Hatcher | 3 | 96 | 1 | 73 |
| Cody Hollister | 3 | 38 | 0 | 19 |
| Drew Morgan | 3 | 28 | 0 | 15 |
| Jeremy Sprinkle | 3 | 20 | 1 | 10 |
| Dominique Reed | 2 | 36 | 0 | 32 |
| Austin Cantrell | 1 | 12 | 0 | 12 |
| Kody Walker | 1 | 11 | 0 | 11 |

| PUNTING | No. | Yds | Avg. | Long | I20 | 50+ |
|---------------|-----|-----|------|------|-----|-----|
| Toby Baker | 2 | 80 | 40.0 | 50 | 2 | 1 |
| Blake Johnson | 2 | 94 | 47.0 | 48 | 1 | 0 |

| FIELD GOALS | Made | Att. | Long | Kicks |
|-------------|------|------|------|-------|
| -- | | | | |



Junior **JEREMIAH LEDBETTER** recorded 1.5 sacks to help Arkansas limit Texas State to just 105 total yards, including 22 on the ground. The Bobcats had just one first down in their first seven possessions, as the Razorbacks took a 35-0 lead into the half.

► SCORING SUMMARY

| | 1st | 2nd | 3rd | 4th | Final |
|-------------|-----|-----|-----|-----|-------|
| Texas State | 0 | 0 | 3 | 0 | 3 |
| Arkansas | 14 | 21 | 7 | 0 | 42 |

| | Qtr. | Time | Scoring Play |
|-------------|------|-------|--|
| Arkansas | 1st | 9:15 | Keon Hatcher 9 yd pass from Allen (Hedlund Kick) |
| Arkansas | 1st | 4:36 | Kody Walker 1 yd run (Hedlund Kick) |
| Arkansas | 2nd | 11:31 | Ryan Pulley 25 yd interception return (Hedlund Kick) |
| Arkansas | 2nd | 5:22 | J. Sprinkle 10 yd pass from Allen (Hedlund Kick) |
| Arkansas | 2nd | 0:44 | R. Williams 1 yd run (Hedlund Kick) |
| Texas State | 3rd | 9:56 | James Sherman 39 yd field goal |
| Arkansas | 3rd | 1:02 | R. Williams 15 yd run (Hedlund Kick) |

► TEAM STATS

| | TEXAS STATE | ARKANSAS |
|----------------------------|-------------|----------|
| FIRST DOWNS | 8 | 26 |
| RUSHES-YARDS (NET) | 26-22 | 44-226 |
| PASSING YDS (NET) | 83 | 241 |
| Comp-Passes Att-Int | 11-26-1 | 16-22-0 |
| TOTAL OFFENSE PLAYS-YARDS | 52-105 | 66-467 |
| Fumble Returns-Yards | 0-0 | 0-0 |
| Punt Returns-Yards | 1-1 | 2-1 |
| Kickoff Returns-Yards | 3-53 | 2-26 |
| Interception Returns-Yards | 0-0 | 1-25 |
| Punts (Number-Avg) | 8-45.6 | 4-43.5 |
| Fumbles-Lost | 0-0 | 1-1 |
| Penalties-Yards | 5-45 | 7-40 |
| Possession Time | 20:31 | 34:29 |
| Third-Down Conversions | 3 of 14 | 4 of 9 |
| Fourth-Down Conversions | 1 of 1 | 1 of 1 |
| Red-Zone Scores-Chances | 1-1 | 5-5 |
| Sacks By: Number-Yards | 1-6 | 4-40 |



► GAME 4

NO. 17/18 ARKANSAS (3-1, 0-1)..... 24**NO. 10/13 TEXAS A&M** (4-0, 2-0)..... 45

September 24, 2016 | Arlington, Texas

AT&T Stadium | Time: 8:15 p.m. | Attendance: 48,091

TV: ESPN > Joe Tessitore (PBP), Todd Blackledge (Analyst), Holly Rowe (Sideline)

ARKANSAS

| RUSHING | Att. | Gain | Lost | Net | TD | Long | Avg. |
|------------------|------|------|------|-----|----|------|------|
| R. Williams | 17 | 89 | 19 | 79 | 1 | 55 | 4.6 |
| Devwah Whaley | 9 | 36 | 7 | 29 | 0 | 16 | 3.2 |
| Kody Walker | 4 | 23 | 0 | 23 | 0 | 17 | 5.8 |
| Jared Cornelius | 1 | 7 | 0 | 7 | 0 | 7 | 7.0 |
| Kendrick Jackson | 1 | 0 | 0 | 0 | 0 | 0 | 0.0 |
| Team | 1 | 0 | 1 | -1 | 0 | 0 | -1.0 |
| Keon Hatcher | 1 | 0 | 5 | -5 | 0 | 0 | -5.0 |
| Dominique Reed | 1 | 0 | 6 | -6 | 0 | 0 | -6.0 |
| Austin Allen | 5 | 7 | 13 | -6 | 0 | 4 | -1.2 |

| PASSING | Comp. | Att. | Yds | TD | Int | Long | Sack |
|----------------|-------|------|-----|----|-----|------|------|
| Austin Allen | 28 | 42 | 371 | 2 | 0 | 44 | 1 |

| RECEIVING | No. | Yds | TD | Long |
|------------------|-----|-----|----|------|
| Drew Morgan | 9 | 86 | 0 | 21 |
| Jared Cornelius | 7 | 126 | 1 | 38 |
| Jeremy Sprinkle | 4 | 46 | 0 | 23 |
| Keon Hatcher | 3 | 77 | 1 | 44 |
| Cody Hollister | 3 | 39 | 0 | 19 |
| Kendrick Jackson | 1 | 1 | 0 | 1 |
| R. Williams | 1 | -4 | 0 | 0 |

| PUNTING | No. | Yds | Avg. | Long | 120 | 50+ |
|----------------|-----|-----|------|------|-----|-----|
| Toby Baker | 3 | 118 | 39.3 | 46 | 1 | 0 |

| FIELD GOALS | Made | Att. | Long | Kicks |
|--------------------|------|------|------|---------|
| Cole Hedlund | 1 | 1 | 25 | Made 25 |

TEXAS A&M

| RUSHING | Att. | Gain | Lost | Net | TD | Long | Avg. |
|-------------------|------|------|------|-----|----|------|------|
| Trevor Knight | 10 | 168 | 11 | 157 | 2 | 62 | 15.7 |
| Trayveon Williams | 12 | 153 | 0 | 153 | 2 | 33 | 12.8 |
| Keith Ford | 10 | 60 | 5 | 55 | 0 | 27 | 5.5 |
| James White | 1 | 6 | 0 | 6 | 0 | 6 | 6.0 |
| Kendall Bussey | 2 | 1 | 0 | 1 | 0 | 1 | 0.5 |
| Team | 2 | 0 | 6 | -6 | 0 | 0 | -3.0 |

| PASSING | Comp. | Att. | Yds | TD | Int | Long | Sack |
|----------------|-------|------|-----|----|-----|------|------|
| Trevor Knight | 12 | 22 | 225 | 2 | 0 | 92 | 1 |

| RECEIVING | No. | Yds | TD | Long |
|-------------------|-----|-----|----|------|
| Josh Reynolds | 4 | 141 | 1 | 92 |
| Christian Kirk | 3 | 25 | 1 | 9 |
| Trayveon Williams | 3 | 5 | 0 | 9 |
| Ricky Seals-Jones | 1 | 47 | 0 | 47 |
| Frank Iheanacho | 1 | 7 | 0 | 7 |

| PUNTING | No. | Yds | Avg. | Long | 120 | 50+ |
|----------------|-----|-----|------|------|-----|-----|
| Shane Tripucka | 2 | 95 | 47.5 | 50 | 1 | 1 |

| FIELD GOALS | Made | Att. | Long | Kicks |
|--------------------|------|------|------|--------------------|
| Daniel LaCamera | 1 | 2 | 48 | Missed 36, Made 48 |



Junior **QB AUSTIN ALLEN** threw for a career-high 371 yards, including 156 yards in the fourth quarter alone. Allen's 371 yards through the air are the 10th-most in an SEC game in program history, while he extended his streak of attempts without an interception to 102.

► SCORING SUMMARY

| | 1st | 2nd | 3rd | 4th | Final |
|-----------|-----|-----|-----|-----|-------|
| Arkansas | 7 | 10 | 0 | 7 | 24 |
| Texas A&M | 0 | 17 | 7 | 21 | 45 |

| | Qtr. | Time | Scoring Play |
|-----------|------|-------|--|
| Arkansas | 1st | 12:29 | Keon Hatcher 15 yd pass from Allen (Hedlund Kick) |
| Texas A&M | 2nd | 14:52 | Trevor Knight 42 yd run (LaCamera Kick) |
| Arkansas | 2nd | 9:59 | Hedlund 25 yd field goal |
| Texas A&M | 2nd | 4:42 | LaCamera 48 yd field goal |
| Arkansas | 2nd | 1:31 | R. Williams 8 yd run (Hedlund Kick) |
| Texas A&M | 2nd | 0:13 | Trevor Knight 48 yd run (LaCamera Kick) |
| Texas A&M | 3rd | 1:33 | Josh Reynolds 92 yd pass from Knight (LaCamera Kick) |
| Texas A&M | 4th | 11:54 | Trayveon Williams 33 yd run (LaCamera Kick) |
| Texas A&M | 4th | 10:25 | Christian Kirk 9 yd pass from Knight (LaCamera Kick) |
| Arkansas | 4th | 6:21 | Jared Cornelius 5 yd pass from Allen (Hedlund Kick) |
| Texas A&M | 4th | 4:57 | Trayveon Williams 22 yd run (LaCamera Kick) |

► TEAM STATS

| | ARKANSAS | TEXAS A&M |
|----------------------------|----------|-----------|
| FIRST DOWNS | 27 | 22 |
| RUSHES-YARDS (NET) | 40-120 | 37-366 |
| PASSING YDS (NET) | 371 | 225 |
| Comp-Passes Att-Int | 28-42-0 | 12-22-0 |
| TOTAL OFFENSE PLAYS-YARDS | 82-491 | 59-591 |
| Fumble Returns-Yards | 0-0 | 0-0 |
| Punt Returns-Yards | 1-(-1) | 1-(-14) |
| Kickoff Returns-Yards | 1-15 | 4-84 |
| Interception Returns-Yards | 0-0 | 0-0 |
| Punts (Number-Avg) | 3-39.3 | 2-47.5 |
| Fumbles-Lost | 3-3 | 3-2 |
| Penalties-Yards | 7-62 | 7-55 |
| Possession Time | 39:45 | 20:15 |
| Third-Down Conversions | 9 of 16 | 8 of 12 |
| Fourth-Down Conversions | 1 of 3 | 0 of 0 |
| Red-Zone Scores-Chances | 4-7 | 1-3 |
| Sacks By: Number-Yards | 1-5 | 1-9 |



► GAME 5

ALCORN STATE (1-3)10
NO. 20 ARKANSAS (4-1)52

October 1, 2016 | Little Rock, Ark.

War Memorial Stadium | Time: 11:01 a.m. | Attendance: 46,988

TV: SECN Alt. > Mike Morgan (PBP), Clint Stoerner (Anayst), Kevin Weidl (Sideline)

ALCORN STATE

| RUSHING | Att. | Gain | Lost | Net | TD | Long | Avg. |
|-----------------|------|------|------|-----|----|------|------|
| Arron Baker | 13 | 93 | 8 | 85 | 0 | 46 | 6.5 |
| Noah Johnson | 10 | 80 | 25 | 55 | 1 | 53 | 5.5 |
| De'Lance Turner | 11 | 25 | 4 | 21 | 0 | 6 | 1.9 |
| Silas Spearman | 3 | 4 | 5 | -1 | 0 | 3 | -0.3 |
| TEAM | 1 | 0 | 5 | -5 | 0 | 0 | -5.0 |

| PASSING | Comp. | Att. | Yds | TD | Int | Long | Sack |
|--------------|-------|------|-----|----|-----|------|------|
| Noah Johnson | 13 | 19 | 158 | 0 | 2 | 39 | 2 |

| RECEIVING | No. | Yds | TD | Long |
|-----------------|-----|-----|----|------|
| Jabor McKenzie | 7 | 88 | 0 | 28 |
| LaDarrien Davis | 2 | 9 | 0 | 8 |
| Jalen Walker | 1 | 39 | 0 | 39 |
| Collins Moore | 1 | 11 | 0 | 11 |
| Arron Baker | 1 | 7 | 0 | 7 |
| Norlando Veals | 1 | 4 | 0 | 4 |

| PUNTING | No. | Yds | Avg. | Long | I20 | 50+ |
|-----------------|-----|-----|------|------|-----|-----|
| Haiden McCraney | 5 | 211 | 42.2 | 51 | 2 | 1 |

| FIELD GOALS | Made | Att. | Long | Kicks |
|-----------------|------|------|------|--------------------|
| Haiden McCraney | 1 | 2 | 43 | Made 43, Missed 41 |

ARKANSAS

| RUSHING | Att. | Gain | Lost | Net | TD | Long | Avg. |
|----------------|------|------|------|-----|----|------|------|
| Devwah Whaley | 9 | 136 | 1 | 135 | 1 | 75 | 15.0 |
| R. Williams | 13 | 126 | 0 | 126 | 0 | 29 | 9.7 |
| Cody Hollister | 2 | 48 | 0 | 48 | 1 | 26 | 24.0 |
| T.J. Hammonds | 5 | 29 | 0 | 29 | 1 | 13 | 5.8 |
| Damon Mitchell | 4 | 12 | 0 | 12 | 0 | 7 | 3.0 |
| Kody Walker | 2 | 6 | 0 | 6 | 0 | 6 | 3.0 |
| C. McPherson | 2 | 4 | 0 | 4 | 0 | 2 | 2.0 |
| Ty Storey | 1 | 0 | 7 | -7 | 0 | 0 | -7.0 |

| PASSING | Comp. | Att. | Yds | TD | Int | Long | Sack |
|--------------|-------|------|-----|----|-----|------|------|
| Austin Allen | 13 | 18 | 206 | 3 | 0 | 35 | 0 |

| RECEIVING | No. | Yds | TD | Long |
|-----------------|-----|-----|----|------|
| Jared Cornelius | 4 | 106 | 2 | 35 |
| Drew Morgan | 4 | 47 | 0 | 17 |
| Jeremy Sprinkle | 2 | 14 | 0 | 9 |
| Deon Stewart | 1 | 15 | 0 | 15 |
| Austin Cantrell | 1 | 14 | 0 | 14 |
| L. Pettway | 1 | 10 | 1 | 10 |

| PUNTING | No. | Yds | Avg. | Long | I20 | 50+ |
|---------|-----|-----|------|------|-----|-----|
|---------|-----|-----|------|------|-----|-----|

| FIELD GOALS | Made | Att. | Long | Kicks |
|--------------|------|------|------|--------------------|
| Cole Hedlund | 1 | 2 | 25 | Made 25, Missed 44 |



Freshman **RB DEVWAH WHALEY'S** 75-yard touchdown run highlighted Arkansas' 353 yards on the ground against Alcorn State. Whaley reached the 100-yard plateau for the first time in his career and was joined by Rawleigh Williams.

► SCORING SUMMARY

| | 1st | 2nd | 3rd | 4th | Final |
|--------------|-----|-----|-----|-----|-------|
| Alcorn State | 0 | 7 | 3 | 0 | 10 |
| Arkansas | 24 | 0 | 14 | 14 | 52 |

| | Qtr. | Time | Scoring Play |
|--------------|------|-------|--|
| Arkansas | 1st | 12:11 | Hedlund 25 yd field goal |
| Arkansas | 1st | 9:03 | Jared Cornelius 29 yd pass from Allen (Hedlund kick) |
| Arkansas | 1st | 7:22 | Devwah Whaley 75 yd run (Hedlund kick) |
| Arkansas | 1st | 0:17 | Jared Cornelius 35 yd pass from Allen (Hedlund kick) |
| Alcorn State | 2nd | 10:44 | Noah Johnson 12 yd run (McCraney kick) |
| Arkansas | 3rd | 9:42 | Henre' Tolliver 70 yd interception return (Hedlund kick) |
| Arkansas | 3rd | 5:44 | Cody Hollister 26 yd run (Hedlund kick) |
| Alcorn State | 3rd | 3:40 | McCraney 43 yd field goal |
| Arkansas | 4th | 13:49 | L. Pettway 10 yd pass from Allen (Hedlund kick) |
| Arkansas | 4th | 6:36 | TJ Hammonds 5 yd run (Hedlund kick) |

► TEAM STATS

| | ALCORN STATE | ARKANSAS |
|----------------------------|--------------|----------|
| FIRST DOWNS | 15 | 25 |
| RUSHES-YARDS (NET) | 38-155 | 38-353 |
| PASSING YDS (NET) | 158 | 206 |
| Comp-Passes Att-Int | 13-19-2 | 13-18-0 |
| TOTAL OFFENSE PLAYS-YARDS | 57-313 | 56-559 |
| Fumble Returns-Yards | 0-0 | 0-0 |
| Punt Returns-Yards | 0-0 | 1-33 |
| Kickoff Returns-Yards | 6-125 | 2-29 |
| Interception Returns-Yards | 0-0 | 2-72 |
| Punts (Number-Avg) | 5-42.2 | 0-0.0 |
| Fumbles-Lost | 3-2 | 1-1 |
| Penalties-Yards | 3-15 | 4-45 |
| Possession Time | 31:55 | 28:05 |
| Third-Down Conversions | 4 of 11 | 2 of 7 |
| Fourth-Down Conversions | 0 of 0 | 0 of 2 |
| Red-Zone Scores-Chances | 2-4 | 4-4 |
| Sacks By: Number-Yards | 0-0 | 2-19 |



► GAME 6

NO. 1/1 ALABAMA (6-0, 3-0).....49**NO. 16/17 ARKANSAS** (4-2, 0-2).....30

October 8, 2016 | Fayetteville, Ark.

Donald W. Reynolds Razorback Stadium | Time: 6:05 p.m. | Attendance: 75,459

TV: ESPN > Joe Tessitore (PBP), Todd Blackledge (Analyst), Holly Rowe (Sideline)

ALABAMA

| RUSHING | Att. | Gain | Lost | Net | TD | Long | Avg. |
|----------------|------|------|------|-----|----|------|------|
| Damien Harris | 13 | 128 | 6 | 122 | 0 | 57 | 9.4 |
| Joshua Jacobs | 3 | 57 | 0 | 57 | 0 | 56 | 19.0 |
| Bo Scarbrough | 8 | 21 | 1 | 20 | 2 | 6 | 2.5 |
| B.J. Emmons | 3 | 9 | 0 | 9 | 0 | 5 | 3.0 |

| PASSING | Comp. | Att. | Yds | TD | Int | Long | Sack |
|----------------|-------|------|-----|----|-----|------|------|
| Jalen Hurts | 13 | 17 | 253 | 2 | 1 | 67 | 0 |

| RECEIVING | No. | Yds | TD | Long |
|------------------|-----|-----|----|------|
| A. Stewart | 5 | 120 | 0 | 67 |
| Calvin Ridley | 3 | 14 | 1 | 9 |
| Damien Harris | 2 | 60 | 1 | 56 |
| M. Forristall | 1 | 32 | 0 | 32 |
| O.J. Howard | 1 | 21 | 0 | 21 |
| Gehrig Dieter | 1 | 6 | 0 | 6 |

| PUNTING | No. | Yds | Avg. | Long | I20 | 50+ |
|----------------|-----|-----|------|------|-----|-----|
| JK Scott | 4 | 206 | 51.5 | 63 | 2 | 2 |

| FIELD GOALS | Made | Att. | Long | Kicks |
|--------------------|------|------|------|-------|
|--------------------|------|------|------|-------|

ARKANSAS

| RUSHING | Att. | Gain | Lost | Net | TD | Long | Avg. |
|-----------------|------|------|------|-----|----|------|------|
| R. Williams | 12 | 46 | 0 | 46 | 1 | 14 | 3.8 |
| Devwah Whaley | 5 | 21 | 0 | 21 | 0 | 10 | 4.2 |
| Kody Walker | 4 | 17 | 2 | 15 | 0 | 11 | 3.8 |
| Jared Cornelius | 1 | 8 | 0 | 8 | 0 | 8 | 8.0 |
| Drew Morgan | 1 | 0 | 1 | -1 | 0 | 0 | -1.0 |
| Austin Allen | 12 | 39 | 49 | -10 | 0 | 18 | -0.8 |

| PASSING | Comp. | Att. | Yds | TD | Int | Long | Sack |
|----------------|-------|------|-----|----|-----|------|------|
| Austin Allen | 25 | 48 | 400 | 3 | 3 | 57 | 6 |

| RECEIVING | No. | Yds | TD | Long |
|------------------|-----|-----|----|------|
| Jared Cornelius | 5 | 146 | 0 | 57 |
| Drew Morgan | 5 | 43 | 0 | 23 |
| Keon Hatcher | 4 | 39 | 2 | 16 |
| Jeremy Sprinkle | 3 | 37 | 1 | 24 |
| R. Williams | 2 | 51 | 0 | 29 |
| Cody Hollister | 2 | 43 | 0 | 37 |
| Kody Walker | 2 | 10 | 0 | 8 |
| Dominique Reed | 1 | 20 | 0 | 20 |
| Austin Cantrell | 1 | 11 | 0 | 11 |

| PUNTING | No. | Yds | Avg. | Long | I20 | 50+ |
|----------------|-----|-----|------|------|-----|-----|
| Toby Baker | 4 | 211 | 52.8 | 57 | 1 | 3 |

| FIELD GOALS | Made | Att. | Long | Kicks |
|--------------------|------|------|------|---------|
| Adam McFain | 1 | 1 | 25 | Made 25 |



With his five catches for 146 yards against Alabama, junior **WR JARED CORNELIUS** became just the third player in program history to record three straight 100-yard receiving games. Cornelius leads the SEC in yards per catch (21.47).

► SCORING SUMMARY

| | 1st | 2nd | 3rd | 4th | Final |
|----------|-----|-----|-----|-----|-------|
| Alabama | 14 | 21 | 7 | 7 | 49 |
| Arkansas | 7 | 10 | 7 | 6 | 30 |

| | Qtr. | Time | Scoring Play |
|----------|------|-------|---|
| Alabama | 1st | 7:27 | Jalen Hurts 5 yd run (Griffith kick) |
| Alabama | 1st | 5:25 | Jalen Hurts 6 yd run (Griffith kick) |
| Arkansas | 1st | 1:54 | Jeremy Sprinkle 24 yd pass from Allen (McFain kick) |
| Alabama | 2nd | 12:25 | Tim Williams 23 yd fumble recovery (Griffith kick) |
| Alabama | 2nd | 8:53 | 56 yd pass from Hurts (Griffith kick) |
| Arkansas | 2nd | 2:56 | McFain 25 yd field goal |
| Alabama | 2nd | 1:25 | Bo Scarbrough 21 yd run (Griffith kick) |
| Arkansas | 2nd | 0:29 | Keon Hatcher 16 yd pass from Allen (McFain kick) |
| Alabama | 3rd | 11:10 | Calvin Ridley 4 yd pass from Hurts (Griffith kick) |
| Arkansas | 3rd | 3:57 | Keon Hatcher 10 yd pass from Allen (McFain kick) |
| Alabama | 4th | 10:18 | M. Fitzpatrick 100 yd interception return (Griffith kick) |
| Arkansas | 4th | 3:18 | R. Williams 3 yd run (Allen pass failed) |

► TEAM STATS

| | ALABAMA | ARKANSAS |
|----------------------------|---------|----------|
| FIRST DOWNS | 16 | 25 |
| RUSHES-YARDS (NET) | 34-264 | 36-73 |
| PASSING YDS (NET) | 253 | 400 |
| Comp-Passes Att-Int | 13-17-1 | 25-48-3 |
| TOTAL OFFENSE PLAYS-YARDS | 51-517 | 84-473 |
| Fumble Returns-Yards | 1-23 | 0-0 |
| Punt Returns-Yards | 2-12 | 0-0 |
| Kickoff Returns-Yards | 5-90 | 4-87 |
| Interception Returns-Yards | 3-114 | 1-8 |
| Punts (Number-Avg) | 4-51.5 | 4-52.8 |
| Fumbles-Lost | 3-2 | 3-2 |
| Penalties-Yards | 7-86 | 6-60 |
| Possession Time | 22:53 | 37:07 |
| Third-Down Conversions | 4 of 8 | 8 of 16 |
| Fourth-Down Conversions | 1 of 3 | 1 of 2 |
| Red-Zone Scores-Chances | 3-4 | 4-5 |
| Sacks By: Number-Yards | 6-49 | 0-0 |



► GAME 7

NO. 12/13 OLE MISS (3-3, 1-2) 30

NO. 22/22 ARKANSAS (5-2, 1-2)..... 34

October 15, 2016 | Fayetteville, Ark.

Donald W. Reynolds Razorback Stadium | Time: 6:10 p.m. | Attendance: 73,786

TV: ESPN > Joe Tessitore (PBP), Todd Blackledge (Analyst), Holly Rowe (Sideline)

OLE MISS

| RUSHING | Att. | Gain | Lost | Net | TD | Long | Avg. |
|----------------|------|------|------|-----|----|------|------|
| Chad Kelly | 14 | 99 | 10 | 89 | 2 | 23 | 6.4 |
| Akeem Judd | 11 | 41 | 0 | 41 | 1 | 13 | 3.7 |
| Eugene Brazley | 6 | 20 | 0 | 20 | 0 | 7 | 3.3 |

| PASSING | Comp. | Att. | Yds | TD | Int | Long | Sack |
|------------|-------|------|-----|----|-----|------|------|
| Chad Kelly | 18 | 39 | 253 | 1 | 1 | 35 | 2 |

| RECEIVING | No. | Yds | TD | Long |
|-----------------|-----|-----|----|------|
| Evan Engram | 7 | 111 | 1 | 35 |
| Q. Adeboyejo | 4 | 61 | 0 | 22 |
| Markell Pack | 3 | 26 | 0 | 18 |
| D. Stringfellow | 2 | 26 | 0 | 16 |
| Van Jefferson | 1 | 16 | 0 | 16 |
| A.J. Brown | 1 | 13 | 0 | 13 |

| PUNTING | No. | Yds | Avg. | Long | I20 | 50+ |
|-----------------|-----|-----|------|------|-----|-----|
| Gary Wunderlich | 2 | 78 | 39.0 | 41 | 0 | 0 |
| Will Gleeson | 2 | 83 | 41.5 | 47 | 1 | 0 |
| Chad Kelly | 1 | 40 | 40.0 | 40 | 0 | 0 |

| FIELD GOALS | Made | Att. | Long | Kicks |
|-----------------|------|------|------|---------|
| Gary Wunderlich | 1 | 1 | 33 | Made 33 |

ARKANSAS

| RUSHING | Att. | Gain | Lost | Net | TD | Long | Avg. |
|-----------------|------|------|------|-----|----|------|-------|
| R. Williams | 27 | 180 | 0 | 180 | 0 | 53 | 6.7 |
| Devwah Whaley | 11 | 66 | 1 | 65 | 0 | 18 | 5.9 |
| Jared Cornelius | 2 | 17 | 0 | 17 | 1 | 11 | 8.5 |
| Keon Hatcher | 2 | 8 | 0 | 8 | 0 | 6 | 4.0 |
| Austin Allen | 6 | 5 | 29 | -24 | 0 | 3 | -4.0 |
| Team | 3 | -22 | 24 | -46 | 0 | 0 | -15.3 |

| PASSING | Comp. | Att. | Yds | TD | Int | Long | Sack |
|--------------|-------|------|-----|----|-----|------|------|
| Austin Allen | 19 | 32 | 229 | 3 | 1 | 51 | 3 |

| RECEIVING | No. | Yds | TD | Long |
|-----------------|-----|-----|----|------|
| Drew Morgan | 4 | 34 | 1 | 13 |
| Dominique Reed | 3 | 65 | 1 | 51 |
| Jared Cornelius | 3 | 40 | 0 | 20 |
| Keon Hatcher | 3 | 34 | 0 | 13 |
| R. Williams | 2 | 18 | 1 | 16 |
| Austin Cantrell | 2 | 14 | 0 | 14 |
| Cody Hollister | 1 | 19 | 0 | 19 |
| Jeremy Sprinkle | 1 | 5 | 0 | 5 |

| PUNTING | No. | Yds | Avg. | Long | I20 | 50+ |
|------------|-----|-----|------|------|-----|-----|
| Toby Baker | 5 | 231 | 46.2 | 54 | 3 | 2 |

| FIELD GOALS | Made | Att. | Long | Kicks |
|-------------|------|------|------|------------------|
| Adam McFain | 2 | 2 | 43 | Made 43, Made 36 |



Highlighted by three runs of 20-plus yards, sophomore **RB RAWLEIGH WILLIAMS** took the SEC rushing lead following a career-high 180-yard performance against No. 12 Ole Miss. His 180 yards rushing were the most by a Razorback in an SEC game since November of 2010.

► SCORING SUMMARY

| | 1st | 2nd | 3rd | 4th | Final |
|----------|-----|-----|-----|-----|-------|
| Ole Miss | 6 | 14 | 0 | 10 | 30 |
| Arkansas | 14 | 6 | 7 | 7 | 34 |

| | Qtr. | Time | Scoring Play |
|----------|------|-------|--|
| Arkansas | 1st | 10:33 | Dominique Reed 51 yd pass from Allen (McFain kick) |
| Ole Miss | 1st | 7:26 | Evan Engram 13 yd pass from Kelly (Wunderlich kick failed) |
| Arkansas | 1st | 6:08 | Morgan 13 yd pass from Allen (McFain kick) |
| Arkansas | 2nd | 14:13 | McFain 43 yd field goal |
| Ole Miss | 2nd | 11:50 | Akeem Judd 2 yd run (Wunderlich kick) |
| Arkansas | 2nd | 5:21 | McFain 36 yd field goal |
| Ole Miss | 2nd | 1:24 | Kelly 8 yd run (Wunderlich kick) |
| Arkansas | 3rd | 3:29 | R. Williams 2 yd pass from Allen (McFain kick) |
| Ole Miss | 4th | 14:49 | Wunderlich 33 yd field goal |
| Ole Miss | 4th | 9:00 | Kelly 17 yd run (Wunderlich kick) |
| Arkansas | 4th | 2:20 | Jared Cornelius 6 yd run (McFain kick) |

► TEAM STATS

| | OLE MISS | ARKANSAS |
|----------------------------|----------|----------|
| FIRST DOWNS | 20 | 27 |
| RUSHES-YARDS (NET) | 31-150 | 51-200 |
| PASSING YDS (NET) | 253 | 229 |
| Comp-Passes Att-Int | 18-39-1 | 19-32-1 |
| TOTAL OFFENSE PLAYS-YARDS | 70-403 | 83-429 |
| Fumble Returns-Yards | 0-0 | 0-0 |
| Punt Returns-Yards | 1-0 | 2-5 |
| Kickoff Returns-Yards | 4-87 | 2-26 |
| Interception Returns-Yards | 1-17 | 1-0 |
| Punts (Number-Avg) | 5-40.2 | 5-46.2 |
| Fumbles-Lost | 2-0 | 1-0 |
| Penalties-Yards | 4-45 | 6-71 |
| Possession Time | 19:22 | 40:38 |
| Third-Down Conversions | 6 of 14 | 5 of 16 |
| Fourth-Down Conversions | 0 of 2 | 1 of 1 |
| Red-Zone Scores-Chances | 5-5 | 4-5 |
| Sacks By: Number-Yards | 3-27 | 2-9 |



► GAME 8

NO. 17/17 ARKANSAS (5-3, 1-3)3**NO. 21/24 AUBURN** (5-2, 3-1)56

October 22, 2016 | Auburn, Ala.

Jordan-Hare Stadium | Time: 5:01 p.m. | Attendance: 87,451

TV: ESPN > Joe Tessitore (PBP), Todd Blackledge (Analyst), Holly Rowe (Sideline)

ARKANSAS

| RUSHING | Att. | Gain | Lost | Net | TD | Long | Avg. |
|----------------|------|------|------|-----|----|------|-------|
| R. Williams | 13 | 28 | 6 | 22 | 0 | 8 | 1.7 |
| Devwah Whaley | 8 | 15 | 4 | 11 | 0 | 5 | 1.4 |
| T.J. Hammonds | 4 | 10 | 8 | 2 | 0 | 7 | 0.5 |
| Austin Allen | 4 | 11 | 15 | -4 | 0 | 11 | -1.0 |
| Ty Storey | 1 | 0 | 10 | -10 | 0 | 0 | -10.0 |

| PASSING | Comp. | Att. | Yds | TD | Int | Long | Sack |
|----------------|-------|------|-----|----|-----|------|------|
| Austin Allen | 17 | 30 | 187 | 0 | 1 | 19 | 3 |
| Ty Storey | 1 | 3 | 3 | 0 | 0 | 3 | 1 |

| RECEIVING | No. | Yds | TD | Long |
|------------------|-----|-----|----|------|
| Keon Hatcher | 7 | 81 | 0 | 17 |
| Drew Morgan | 4 | 42 | 0 | 19 |
| R. Williams | 2 | 19 | 0 | 10 |
| Jared Cornelius | 2 | 17 | 0 | 9 |
| Austin Cantrell | 2 | 15 | 0 | 9 |
| Jeremy Sprinkle | 1 | 16 | 0 | 16 |

| PUNTING | No. | Yds | Avg. | Long | I20 | 50+ |
|----------------|-----|-----|------|------|-----|-----|
| Toby Baker | 10 | 415 | 41.5 | 58 | 2 | 3 |

| FIELD GOALS | Made | Att. | Long | Kicks |
|--------------------|------|------|------|---------|
| Adam McFain | 1 | 1 | 54 | Made 54 |

AUBURN

| RUSHING | Att. | Gain | Lost | Net | TD | Long | Avg. |
|----------------|------|------|------|-----|----|------|------|
| Kamryn Pettway | 27 | 192 | 0 | 192 | 2 | 27 | 7.1 |
| Eli Stove | 3 | 94 | 0 | 94 | 1 | 78 | 31.3 |
| Kam Martin | 7 | 80 | 0 | 80 | 1 | 51 | 11.4 |
| Stanton Truitt | 8 | 78 | 0 | 78 | 2 | 31 | 9.8 |
| Sean White | 4 | 61 | 0 | 61 | 1 | 41 | 15.2 |
| John Franklin | 7 | 39 | 0 | 39 | 0 | 11 | 5.6 |
| TEAM | 1 | 0 | 1 | -1 | 0 | 0 | -1.0 |

| PASSING | Comp. | Att. | Yds | TD | Int | Long | Sack |
|----------------|-------|------|-----|----|-----|------|------|
| Sean White | 6 | 11 | 77 | 1 | 0 | 45 | 0 |
| John Franklin | 1 | 1 | 12 | 0 | 0 | 12 | 0 |

| RECEIVING | No. | Yds | TD | Long |
|------------------|-----|-----|----|------|
| Ryan Davis | 3 | 15 | 0 | 7 |
| Stanton Tuitt | 1 | 45 | 1 | 45 |
| Eli Stove | 1 | 12 | 0 | 12 |
| N. Craig-Myers | 1 | 10 | 0 | 10 |
| Chandler Cox | 1 | 7 | 0 | 7 |

| PUNTING | No. | Yds | Avg. | Long | I20 | 50+ |
|----------------|-----|-----|------|------|-----|-----|
| Kevin Phillips | 3 | 119 | 39.7 | 53 | 1 | 1 |

| FIELD GOALS | Made | Att. | Long | Kicks |
|--------------------|------|------|------|-------|
|--------------------|------|------|------|-------|



During his seven-catch performance at Auburn, **WR KEON HATCHER** surpassed 1,500 yards receiving. Hatcher is just one touchdown reception away from cracking the top 5 in program history and has 114 career receptions.

► SCORING SUMMARY

| | 1st | 2nd | 3rd | 4th | Final |
|----------|-----|-----|-----|-----|-------|
| Arkansas | 0 | 3 | 0 | 0 | 3 |
| Auburn | 21 | 7 | 14 | 14 | 56 |

| | Qtr. | Time | Scoring Play |
|----------|------|-------|---|
| Auburn | 1st | 11:00 | Eli Stove 78 yd run (Carlson kick) |
| Auburn | 1st | 3:00 | Kamryn Pettway 9 yd run (Carlson kick) |
| Auburn | 1st | 0:57 | Stanton Truitt 20 yd run (Carlson kick) |
| Auburn | 2nd | 1:28 | Stanton Truitt 45 yd pass from White (Carlson kick) |
| Arkansas | 2nd | 0:00 | Adam McFain 54 yd field goal |
| Auburn | 3rd | 6:06 | Sean White 1 yd run (Carlson kick) |
| Auburn | 3rd | 0:42 | Kamryn Pettway 23 yd run (Carlson kick) |
| Auburn | 4th | 12:25 | Stanton Truitt 31 yd run (Carlson kick) |
| Auburn | 4th | 4:27 | Kam Martin 51 yd run (Carlson kick) |

► TEAM STATS

| | ARKANSAS | AUBURN |
|----------------------------|----------|---------|
| FIRST DOWNS | 14 | 26 |
| RUSHES-YARDS (NET) | 31-25 | 57-543 |
| PASSING YDS (NET) | 190 | 89 |
| Comp-Passes Att-Int | 18-33-1 | 7-12-0 |
| TOTAL OFFENSE PLAYS-YARDS | 64-215 | 69-632 |
| Fumble Returns-Yards | 0-0 | 0-0 |
| Punt Returns-Yards | 0-0 | 2-11 |
| Kickoff Returns-Yards | 2-29 | 0-0 |
| Interception Returns-Yards | 0-0 | 1-0 |
| Punts (Number-Avg) | 10-41.5 | 3-39.7 |
| Fumbles-Lost | 1-1 | 0-0 |
| Penalties-Yards | 4-29 | 2-10 |
| Possession Time | 32:37 | 27:23 |
| Third-Down Conversions | 3 of 15 | 7 of 12 |
| Fourth-Down Conversions | 0 of 1 | 1 of 2 |
| Red-Zone Scores-Chances | 0-0 | 3-3 |
| Sacks By: Number-Yards | 0-0 | 4-25 |



WEEKLY MEDIA SCHEDULE: FLORIDA WEEK

| 31 MON | 1 TUE | 2 WED | 3 THU | 4 FRI | 5 SAT | 6 SUN |
|---|---|---|--|-----------------------|---|-----------------------|
| Press Conference Noon - Coach Bielema 12:30 - Dan Enos 12:45 - Robb Smith | Post Practice Media Select defensive student-athletes and assistant coaches. (Approx. 6:30 p.m.) | SEC Teleconference 10 a.m. - 12:10 p.m. 11 a.m. - Coach Bielema Post Practice Media Select offensive student-athletes and assistant coaches. (Approx. 6:30 p.m.) | No media availability Radio Show 7 p.m. - On the Air with Bret Bielema Guests: TBA | No media availability | Game #9 at No. 10 Florida Kickoff - 2:30 p.m. CT TV - CBS Post Game Coach Bielema & select student-athletes will be available following the game in the postgame media room. | No media availability |

▶ ARKANSAS COMMUNICATIONS



PATRICK PIERSON
 Assistant AD/Communications
 Cell 479-387-8569
 Email pspierso@uark.edu
 Twitter @Pierson_SID



BRANDON LANGLOIS
 Communications Assistant
 Cell 601-405-5650
 Email langlois@uark.edu
 Twitter @BMLanglois



JOHN THOMAS
 Assistant Communications Dir.
 Cell 479-313-2564
 Email jfthomas@uark.edu
 Twitter @John__Thomas

Office: 479-575-2751

Fax: 479-575-7481

Fayetteville Press Box: (479) 575-6622

Little Rock Press Box: (501) 663-0514

GAME CREDENTIAL REQUESTS

All requests for media and/or photo credentials must be made online at www.SportsSystems.com/Arkansas. Requests should be made at least two weeks in advance.

Credentials will not be mailed. They may be picked up beginning three prior to kickoff at the media will call station at the base of the elevator at both Donald W. Reynolds Razorback Stadium in Fayetteville and War Memorial Stadium in Little Rock. Photo identification is required when picking up credentials.

ARKANSAS FTP SITE

An FTP site is available for members of the media. For more information concerning the FTP site, contact Michelle Glover (miglover@uark.edu).

CollegePressBox.com

CollegePressBox.com is the official media website for SEC football. Access and download weekly game notes, quotes, statistics, media guides, headshots, logos, flip cards and more for each of the SEC's members. Login information will be distributed to accredited media or you can apply for a password by sending an email to passworth@collegepressbox.com.

▶ SEC WEEKLY TELECONFERENCE

Head coach Bret Bielema will participate each week in the SEC teleconference of football coaches. The teleconferences will be conducted each Wednesday from Aug. 31 to Nov. 23 from 10 a.m. CT to 12:10 p.m. CT. For more information and the teleconference number, contact the SEC Media Relations Office at (205) 458-3000.

| | |
|------------------------|-------------------------------|
| 10:00 a.m. | Les Miles, LSU |
| 10:10 a.m. | Kirby Smart, Georgia |
| 10:20 a.m. | Jim McElwain, Florida |
| 10:30 a.m. | Derek Mason, Vanderbilt |
| 10:40 a.m. | Nick Saban, Alabama |
| 10:50 a.m. | Butch Jones, Tennessee |
| 11:00 a.m. | Bret Bielema, Arkansas |
| 11:10 a.m. | Barry Odom, Missouri |
| 11:20 a.m. | Hugh Freeze, Ole Miss |
| 11:30 a.m. | Kevin Sumlin, Texas A&M |
| 11:40 a.m. | Mark Stoops, Kentucky |
| 11:50 a.m. | Dan Mullen, Mississippi State |
| 12:00 p.m. | Will Muschamp, South Carolina |
| 12:10 p.m. | Gus Malzahn, Auburn |

▶ ON THE AIR WITH BRET BIELEMA



"On the Air with Bret Bielema," Coach Bielema's weekly radio show presented by Lindsey airs on Thursday nights starting at 7 p.m. For the eighth straight year, the one-hour radio show will be broadcast live from the Catfish Hole. The show will be carried throughout the state of Arkansas on the Razorback Sports Network and locally in Fayetteville on 92.1 FM and 93.3 FM.

▶ BRET BIELEMA SHOW



"The Bret Bielema Show" is now in its fourth season as the official television coach's show of Razorback football. The one-hour show will air statewide and throughout the region on numerous television affiliates. A total of 12 shows will air throughout the season on the following stations: KATV (10:30 p.m.), KNWA (11:30 p.m.) and KFTA (9:30 p.m.). The show will also be available regionally on Cox Sports Television on Wednesdays at 6 p.m. and Fox Sports Southwest on Tuesdays at 4 p.m.

RADIO AFFILIATES

| | |
|------------------------|---------------|
| Batesville..... | KOWZ-FM 103.3 |
| Berryville..... | KTHS-AM 1480 |
| Blytheville..... | KHLS-FM 96.3 |
| Camden..... | KCXY-FM 95.3 |
| Cherokee Village..... | KSAR-FM 92.3 |
| Crossett..... | KAGH-AM 800 |
| Crossett..... | KAGH-FM 104.9 |
| De Queen..... | KDON-FM 92.1 |
| DeWitt..... | KDEW-FM 97.3 |
| El Dorado..... | KMRX-FM 96.1 |
| Fayetteville..... | KAKS-FM 99.5 |
| Fayetteville..... | KUQA-AM 1290 |
| Fayetteville..... | KIGL-FM 93.3 |
| Fayetteville..... | KQSM-FM 92.1 |
| Forrest City..... | KBFC-FM 93.5 |
| Fort Smith..... | KERX-FM 95.3 |
| Glenwood..... | KHGZ-AM 670 |
| Glenwood..... | KHGZ-FM 98.9 |
| Herber Springs..... | KAWW-AM 1370 |
| Helena..... | KFFA-AM 1360 |
| Hope..... | KHPA-FM 104.9 |
| Horshoe Bend..... | KKIK-FM 106.5 |
| Hot Springs..... | KLBL-FM 104.5 |
| Jonesboro..... | KEGI-FM 100.5 |
| Little Rock..... | KABZ-FM 103.7 |
| Magnolia..... | KZHE-FM 100.5 |
| Marshall..... | KBCN-FM 104.3 |
| Mena..... | KTTG-FM 96.3 |
| Monett (Mo.)..... | KKBL-FM 95.9 |
| Monticello..... | KGPQ-FM 99.9 |
| Morrilton..... | KVOM-FM 101.7 |
| Mountain Home..... | KOMT-FM 107.5 |
| Ozark..... | KDYN-AM 1540 |
| Ozark..... | KDYN-FM 96.7 |
| Pocahontas..... | KPOC-FM 104.1 |
| Pocahontas..... | KPOC-AM 1420 |
| Russellville..... | KCAB-AM 980 |
| Russellville..... | KCJC-FM 102.3 |
| Ruston (La.)..... | KRLQ-FM 94.1 |
| Searcy..... | KSMD-FM 99.1 |
| Stuttgart..... | KWAK-FM 105.5 |
| Texarkana (Texas)..... | KKTK-AM 1400 |
| Wynne..... | KWYN-FM 92.5 |
| Wynne..... | KWYN-AM 1400 |