

ARKANSAS RAZORBACKS

Saturday, September 1, 2018 • 3 p.m. • Donald W. Reynolds Razorback Stadium (76,000) • Fayetteville, Ark.

BROADCAST INFORMATION

SEC NETWORK

Dave Neal, Play-By-Play
DJ Shockley, Analyst
Dawn Davenport, Reporter

RAZORBACK/IMG SPORTS NETWORK

Chuck Barrett, Play-By-Play
Quinn Grovey, Analyst
Geno Bell, Reporter

SIRIUS/XM RADIO

Sirius Channel 99
XM Channel 190

COACHING STAFF

ON THE FIELD (Year at Arkansas)

Chad Morris - Head Coach (1st)
Steve Caldwell - Defensive Line (1st)
Ron Cooper - Secondary (1st)
Dustin Fry - Offensive Line (1st)
Jeff Traylor - Associate Head Coach/Running Backs (1st)
Justin Stepp - Wide Receivers (1st)

IN THE BOOTH

John Chavis - Defensive Coordinator/Linebackers (1st)
Joe Craddock - Offensive Coordinator/Quarterbacks (1st)
Barry Lunney Jr. - Tight Ends (6th)
John Scott Jr. - Defensive Line (2nd)
Mark Smith - Secondary (1st)

FOUR DOWNS

218



Linebackers Dre Greenlaw (103) and De'Jon Harris (115) combined for 218 tackles in 2017.

33



New Arkansas head coach Chad Morris was named the 33rd head coach of the Arkansas Razorbacks on December 6.

17



The Razorbacks return nine starters on offense and eight more on defense for a total of 17 starters back for 2018.

1



Saturday's season-opener will be the first game inside the newly renovated Donald W. Reynolds Razorback Stadium.

THE MATCHUP



EASTERN ILLINOIS PANTHERS (0-0, 0-0 OVC)

AP/Coaches Rank: NR/NR
Head Coach: Kim Dameron (Arkansas, 1992)
Career Record: 24-22 (5th season)
Record at EIU: 24-22 (5th season)

at



ARKANSAS RAZORBACKS (0-0, 0-0 SEC)

AP/Coaches Rank: NR/NR
Head Coach: Chad Morris (Texas A&M, 1992)
Career Record: 14-22 (4th season)
Record at Arkansas: 0-0 (1st season)

THE RUNDOWN

Arkansas kicks off the program's 125th season of football with its 33rd head coach - Chad Morris - and an all-time record of 713-494-40 (.588).

The Razorbacks are back on the Hill for the season-opener after defeating Florida A&M 49-7 in the first game of 2017 in Little Rock. The Hogs topped Louisiana Tech 21-20 in the last season-opener in Fayetteville in 2016. Arkansas is 65-11-2 all time in Fayetteville season-openers dating back to the first-ever game in 1894 when John C. Futrall led the team.

Arkansas is 97-23-4 all-time in season openers and has taken 19 of its last 21. The Razorbacks have also won 11 consecutive home openers and are 100-20-4 (.823) overall in the first home game of the season.

Saturday's game marks the first game against Eastern Illinois and the sixth against a team from the Ohio Valley Conference. Arkansas is 5-0 all-time against the OVC.


Arkansas returns 19 starters that started at least six games in 2017 with nine offensive players, eight defensive players and two special teams players. The roster features 59 returning lettermen.

Senior Hjalte Froholdt anchors the offensive line after moving from left guard to center during preseason practice. Froholdt was an All-SEC lineman last season and is a preseason All-SEC pick heading into this season. He's one of four starting offensive linemen back from last year's team (Johnny Gibson, Colton Jackson and Brian Wallace).

Linebackers Dre Greenlaw and De'Jon Harris are back after posting 100+ tackle seasons in 2017. Harris led the Hogs with 115 to rank sixth in the Southeastern Conference with Greenlaw's 103 ranking sixth in the league. The duo were the only two SEC players to accomplish the feat in 2017 and one of just 12 pairs in the FBS.

RETURNING TEAM LEADERS

PASSING



COLE KELLEY

87/151 (57.6%)
1,038 YARDS
8 TD/4 INT

RUSHING



DEVWAH WHALEY

127 ATTEMPTS
559 YARDS
7 TD

RECEIVING



JONATHAN NANCE

39 RECEPTIONS
539 YARDS
5 TD

TACKLES



DE'JON HARRIS

115 TACKLES
8.5 TFL
3.5 SACKS

2018 SCHEDULE & RESULTS



EASTERN ILLINOIS
Sept. 1
Fayetteville, Ark.
SEC Network
3 p.m.



COLORADO STATE
Sept. 8
Ft. Collins, Colo.
CBSN
6:30 p.m.



NORTH TEXAS
Sept. 15
Fayetteville, Ark.
SEC Network-Alt
3 p.m.



at **AUBURN**
Sept. 22
Auburn, Ala.



vs. **TEXAS A&M**
Sept. 29
Arlington, Texas



ALABAMA
Oct. 6
Fayetteville, Ark.



OLE MISS
Oct. 13
Little Rock, Ark.



TULSA
Oct. 20
Fayetteville, Ark.



VANDERBILT
Oct. 27
Fayetteville, Ark.



LSU
Nov. 10
Fayetteville, Ark.



at **MISS. STATE**
Nov. 17
Starkville, Miss.



at **MISSOURI**
Nov. 23
Columbia, Mo.
CBS
1:30 p.m.

ARKANSAS SEASON OPENERS

Arkansas opens its 125th season of football on Saturday with the school's first-ever match up against Eastern Illinois.

The game will mark the first game in the newly renovated Donald W. Reynolds Razorback Stadium. The stadium received a \$160 million renovation and north end zone addition.

The project includes:

North end zone

The north addition includes new suites, loge boxes, club seats and club areas. The east and west concourses now connect to allow the flow of patrons around the stadium, as well as provide new concessions and restrooms. Additional and expanded entrances will improve patron flow. A new game day locker room, training room and pre/post game support rooms have been added for the football team.

Stadium updates

New elevators have been installed at the northeast and northwest corners to service the existing east and west suites, club areas, and upper level seating. Existing suites and club areas have been renovated and updated. A new video board has been added at the south end of the stadium. Security and safety systems have been enhanced.

Frank Broyles Athletic Center

The Broyles Center has been rebuilt in the new north end. The Broyles Center will house the administrative offices, along with space that can be used for ticketing, merchandise and Razorback history and traditions.

Chad Morris is the 33rd head coach of the Razorbacks and is 2-1 in season openers in his career having won his last two by a combined score of 92-35.

This marks the second straight season the Hogs have opened the year with a FCS opponent. Arkansas downed Florida A&M 49-7 on a Thursday night in Little Rock to open the 2017 campaign.

The Razorbacks have only lost twice over their last 21 season openers, dropping the opener at No. 6 Auburn in 2014 and the opener in 2006 to Southern California.

Overall: 97-23-4
 In September: 76-15-2
 In Fayetteville: 65-11-2
 Shutout Victories: 43

Date	Opponent	UA/Opp. Rank	Result
10/13/1894	Fort Smith (Ark.) HS		W, 42-0
10/12/1895	Fort Smith (Ark.) HS		W, 30-0
10/3/1896	Fort Smith (Ark.) HS		W, 10-0
11/6/1897	Fort Smith (Ark.) HS		W, 12-0
10/22/1898	Drury		W, 17-0
10/14/1899	Drury		W, 10-0
10/27/1900	Webb City (Mo.) HS		W, 15-0
10/12/1901	Pierce City (Mo.)		L, 5-0
10/4/1902	Neosho (Mo.) HS		W, 6-0
10/10/1903	State College of Mo		L, 10-5
10/15/1904	Drury		L, 12-0
10/7/1905	Kansas		L, 6-0
9/29/1906	Chilocco (Kan.)		L, 6-0
10/5/1907	Haskell Indian Nations		T, 0-0
10/3/1908	Haskell Indian Nations		W, 6-0
10/2/1909	Henderson (Ark.) State		W, 24-0
10/1/1910	Drury		W, 33-0
9/30/1911	Missouri State		W, 100-0
9/28/1912	Henderson (Ark.) State		W, 39-6
10/3/1913	Henderson (Ark.) State		W, 3-0
10/3/1914	Hendrix		W, 13-7
10/2/1915	Hendrix		W, 41-0
9/30/1916	Pittsburg (Kan.) State		W, 34-20
10/6/1917	Central Missouri State		W, 34-0
10/28/1918	Camp Pike		L, 6-0
10/11/1919	Hendrix		W, 7-0
10/9/1920	Hendrix		T, 0-0
10/21/1921	Hendrix		W, 28-0
9/30/1922	Hendrix		W, 39-0
9/29/1923	Central Arkansas		W, 32-0
9/27/1924	Northeastern State		W, 54-6
10/3/1925	at Iowa		L, 26-0
9/26/1926	Central Arkansas		W, 60-0
10/1/1927	College Of The Ozarks		W, 32-0
9/29/1928	at Ole Miss		L, 25-0
9/28/1929	College Of The Ozarks		W, 37-0
9/27/1930	College Of The Ozarks		W, 27-0
9/26/1931	College Of The Ozarks		W, 13-6
9/24/1932	Hendrix		T, 0-0
9/23/1933	College Of The Ozarks		W, 40-0
9/29/1934	College Of The Ozarks		W, 13-0
9/28/1935	Pittsburg (Kan.) State		W, 12-0
9/26/1936	Pittsburg (Kan.) State		W, 53-0
9/25/1937	Central (Okla.) State		W, 25-0
9/24/1938	Oklahoma State		W, 27-7
9/23/1939	Oklahoma State		W, 32-6
9/28/1940	East Central (Okla.) State		W, 38-0
9/27/1941	East Central (Okla.) State		W, 56-0
9/26/1942	Wichita State		W, 27-0
9/25/1943	Missouri-Rolla		W, 59-0
9/23/1944	at Missouri+		W, 7-6
9/22/1945	at Barksdale AFB#		W, 12-6
9/21/1946	Northwestern (La.) State		W, 21-14
9/20/1947	Northwestern (La.) State		W, 64-0
9/18/1948	Abilene Christian*		W, 40-6
9/24/1949	North Texas*		W, 33-19
9/23/1950	Oklahoma State*		L, 12-7
9/22/1951	at Oklahoma State		W, 42-7
9/20/1952	Oklahoma State*		W, 22-20
9/26/1953	Oklahoma State*		L, 7-6
9/25/1954	Tulsa		W, 41-0
9/17/1955	Tulsa		W, 21-6
9/22/1956	Hardin-Simmons		W, 21-6
9/21/1957	Oklahoma State*		W, 12-0
9/20/1958	Baylor*		L, 12-0
9/19/1959	Tulsa		W, 28-0

Date	Opponent	UA/Opp. Rank	Result
9/17/1960	Oklahoma State*		W, 9-0
9/23/1961	at Ole Miss#	12/9	L, 16-0
9/22/1962	Oklahoma State*	15/NR	W, 34-7
9/21/1963	Oklahoma State*	8/NR	W, 21-0
9/19/1964	Oklahoma State*	11/NR	W, 14-10
9/18/1965	Oklahoma State*	6/NR	W, 28-14
9/17/1966	Oklahoma State*	5/NR	W, 14-10
9/23/1967	Oklahoma State*	11/NR	L, 7-6
9/21/1968	Oklahoma State*		W, 32-15
9/20/1969	Oklahoma State*	2/NR	W, 39-0
9/12/1970	Stanford*	4/10	L, 34-28
9/11/1971	California*	7/NR	W, 51-20
9/9/1972	Southern California*	4/8	L, 31-10
9/15/1973	at Southern California	NR/1	L, 17-0
9/14/1974	Southern California*	NR/5	W, 22-7
9/13/1975	Air Force*		W, 35-0
9/11/1976	Utah State*	13/NR	W, 33-16
9/10/1977	New Mexico State*		W, 53-10
9/16/1978	Vanderbilt*	2/NR	W, 48-17
9/15/1979	Colorado State*	17/NR	W, 36-3
9/1/1980	at Texas^	6/10	L, 23-17
9/12/1981	Tulsa		W, 14-10
9/11/1982	Tulsa	13/NR	W, 38-0
9/10/1983	Tulsa		W, 17-14
9/15/1984	Ole Miss*		T, 14-14
9/14/1985	at Ole Miss#	14/NR	W, 24-19
9/13/1986	Ole Miss*	18/NR	W, 21-0
9/12/1987	at Ole Miss#	13/NR	W, 31-10
9/3/1988	Pacific (Calif.)		W, 63-14
9/16/1989	Tulsa	9/NR	W, 26-7
9/15/1990	Tulsa	15/NR	W, 28-3
8/31/1991	Miami (Fla.)*	NR/3	L, 31-3
9/5/1992	The Citadel		L, 10-3
9/4/1993	at SMU		W, 10-6
9/3/1994	SMU*		W, 34-14
9/2/1995	at SMU		L, 17-14
9/7/1996	SMU		L, 23-10
9/6/1997	Louisiana Monroe		W, 28-16
9/5/1998	Louisiana		W, 38-17
9/4/1999	at SMU	18/NR	W, 26-0
9/2/2000	Missouri State*		W, 38-0
8/30/2001	UNLV*		W, 14-10
9/7/2002	Boise State		W, 41-14
9/6/2003	Tulsa		W, 45-13
9/4/2004	New Mexico State		W, 63-13
9/3/2005	Missouri State		W, 49-17
9/2/2006	Southern California		L, 50-14
9/1/2007	Troy	21/NR	W, 46-26
8/30/2008	Western Illinois		W, 28-24
9/5/2009	Missouri State*		W, 48-10
9/4/2010	Tennessee Tech	17/NR	W, 44-3
9/3/2011	Missouri State	15/NR	W, 51-7
9/1/2012	Jacksonville State	10/NR	W, 49-24
8/31/2013	Louisiana		W, 34-14
8/30/2014	at Auburn!	NR/6	L, 45-21
9/5/2015	UTEP	18/NR	W, 48-13
9/3/2016	Louisiana Tech		W, 21-20
8/31/2017	Florida A&M*		W, 49-7

* Little Rock
 # Jackson (Miss.)
 + St. Louis
 # Shreveport
 ^ SWC Game
 ! SEC Game

STATISTICAL BREAKDOWN (2017): ARKANSAS VS. EIU

Arkansas	Rank: SEC (FBS)	Category	Eastern Illinois	Rank: OVC (FCS)
28.8	8 (62)	Scoring Offense	17.6	8 (101)
373.4	9 (94)	Total Offense	293.5	8 (98)
168.0	7 (61)	Rushing Offense	128.0	6 (84)
205.4	7 (83)	Passing Offense	165.5	5 (99)
36.2	14 (114)	Scoring Defense	26.0	6 (62)
438.2	13 (101)	Total Defense	354.7	7 (51)
242.2	12 (92)	Pass Defense	198.1	7 (38)
196.1	11 (97)	Rushing Defense	156.6	7 (66)
21.3	11 (65)	Kickoff Return Avg.	16.4	9 (121)
12.8	4 (12)	Punt Return Avg.	9.35	5 (32)
31:25	4 (28)	Time of Possession	27:58	8 (109)
41.8%	5 (45)	3rd Down Conv. Pct.	27.7%	9 (116)
47.5%	14 (121)	Opp. 3rd-D Conv. Pct.	32.7%	3 (19)
-0.1	9 (75)	Turnover Margin	-0.36	7 (83)
36.9	12 (90)	Net Punting	35.7	5 (56)
9	5 (40)	Fumbles Recovered	11	2 (20)
8	10 (89)	Passes Intercepted	9	6 (70)
9	11 (76)	Fumbles Lost	9	4 (63)
17	9 (81)	Turnovers Gained	20	3 (44)
18	7 (48)	Turnovers Lost	24	8 (96)
129.55	9 (71)	Passing Efficiency	98.77	9 (111)
147.11	14 (112)	Pass Efficiency Defense	118.09	4 (32)
58	1 (18)	Fewest Penalties	82	5 (83)
505	3 (18)	Fewest Yards Penalized	669	4 (68)
1.6	14 (102)	Sacks	1.64	7 (87)
4.0	14 (125)	Tackles for Losses	7.0	3 (34)
238	10 (91)	First Downs	238	10 (91)
2.92	12 (113)	Sacks Allowed	2.92	12 (113)
6.75	13 (104)	Tackles for Loss Allowed	6.75	13 (104)
257	9 (67)	First Downs Allowed	257	9 (67)
87.5	7 (38)	Red Zone Offense	87.5	7 (38)
92.3	14 (125)	Red Zone Defense	92.3	11 (97)

LAST 5 GAMES: FCS OPPONENTS

Aug. 31, 2017 - No. 10 ARKANSAS 49, Florida A&M 7 (Little Rock): Arkansas took a 21-0 lead into halftime of the season opener on Thursday night against Florida A&M and put the game away in the second half with four more touchdowns. The Razorbacks racked up 415 yards of offense with 236 coming on the ground. Freshman Chase Hayden ran for 120 yards on 14 carries to lead the way and David Williams took two of his seven carries into the end zone. Austin Allen went 14 for 19 for 135 yards and a score.

Oct. 1, 2016 - No. 20 ARKANSAS 52, Alcorn State 10 (Little Rock): No. 20 Arkansas got a complete performance on offense and defense, putting up 559 yards, including 353 on the ground. Rawleigh Williams III and Devwah Whaley each totaled over 100 yards rushing in the game with Whaley leading all players with 135 yards and one touchdown. Austin Allen was 13-of-18 through the air for 206 yards and tied a career-high three touchdown passes. It was also the second game in a row that Jared Cornelius hauled in 100 or more yards as he led all receivers with 106 yards on four catches and a career-high two touchdowns.

Oct. 31, 2015 - ARKANSAS 63, UT Martin 28 (Fayetteville): Alex Collins ran for a career-high five touchdowns and Brandon Allen threw for 265 yards to help Arkansas to a victory on Homecoming. Collins' five rushing touchdowns ranked second in Arkansas single-game history. He scored on runs of two, six, five, three and 63 yards as the Razorbacks tallied 591 yards of offense. Allen completed 14 of 19 passes for 265 yards and two touchdowns. The Hogs scored touchdowns on eight of their 10 offensive drives.

Sept. 6, 2014 - ARKANSAS 73, Nicholls 7 (Fayetteville): Brandon Allen threw four touchdown passes and Alex Collins ran for three more. Arkansas led 56-0 at halftime and out-gained the Colonels 684-282 in total yardage. Allen finished 4-of-5 passing for 117 yards -- throwing touchdowns on each of his completions. Jonathan Williams led Arkansas with 143 yards rushing on just four carries, including a 90-yard touchdown run. Collins finished with 131 yards rushing on 13 carries, scoring on runs of 33, 2 and 13 yards in the first half. The 73 points tied for the third most in school history, trailing only a 100-point effort in 1911 and 82 in 1916.

Sept. 7, 2013 - ARKANSAS 31, Samford 21 (Little Rock): Arkansas overcame a third-quarter 21-17 deficit. Jonathan Williams scored on a 1-yard run to give Arkansas a 24-21 lead with 13:38 left in the fourth quarter. Alex Collins put the game away with a 2-yard run on a drive in which he broke free for 55 yards. Collins finished with 172 yards on 24 carries while Williams chipped in 126 yards on 17 carries. Arkansas outgained the Bulldogs 458-231 in total yards. The Hogs gained 333 yards on the ground to 114 for Samford.

INDIVIDUAL STATS (2017)

ARKANSAS				
Rushing	Att.	Yds.	Avg.	TD
David Williams	117	656	5.6	8
Devwah Whaley	127	559	4.4	7
Chase Hayden	61	326	5.3	4
T.J. Hammonds	32	262	8.2	1
Passing	Comp.	Att.	Yds.	TD/Int.
Austin Allen	105	187	1427	10/5
Cole Kelley	87	151	1038	8/4
Receiving	Rec.	Yds.	Avg.	TD
Jonathan Nance	37	539	14.6	5
Deon Stewart	33	404	12.2	3
Jordan Jones	21	401	19.1	3
Punting	No.	Yds.	Avg.	Long
Blake Johnson	59	2277	38.6	60
Punt Returns	No.	Yds.	Avg.	Long
Henre' Toliver	4	51	12.8	33
Kickoff Returns	No.	Yds.	Avg.	Long
De'Vion Warren	29	765	26.4	100
Tackles	UT-AT	TT	TFL	Other
De'Jon Harris	66-49	115	8.5	3.5 sacks
Dre Greenlaw	52-51	103	1.5	1.0 sack
Santos Ramirez	34-29	63	2.0	1 INT
Josh Liddell	29-21	50	0.0	1 INT

EASTERN ILLINOIS

Rushing	Att.	Yds.	Avg.	TD
Isaiah Johnson	147	683	4.6	5
D. McCullough	73	368	5.0	1
Scotty Gilkey	107	274	2.6	6
Passing	Comp.	Att.	Yds.	TD/Int.
Bud Martin	63	118	793	6/8
Scotty Gilkey	53	118	606	3/5
Mitch Kimble	52	92	415	1/2
Receiving	Rec.	Yds.	Avg.	TD
A. Hollins	47	694	14.8	7
Aaron Gooch	43	361	8.4	0
Dennis Turner	18	286	15.9	1
Punting	No.	Yds.	Avg.	Long
Cody Edwards	75	2915	38.9	74
Punt Returns	No.	Yds.	Avg.	Long
Aaron Gooch	15	131	8.7	57
Kickoff Returns	No.	Yds.	Avg.	Long
Durron Burton	14	294	21.0	49
Tray Mitchell	10	156	15.6	25
Tackles	UT-AT	TT	TFL	Other
Nick Horne	38-33	71	11.5	1.0 sack
Tray Mitchell	44-25	69	7.0	2.5 sacks
B. Dewberry	42-26	68	2.0	3 INTs
Joe Caputo	32-31	63	6.5	1 INT

IN DEPTH CHART: OFFENSE

Position	Player	2018	REC	YDS	TD
WR	16 LaMichael Pettway III 6-2, 219, Jr. Started three of nine games played in 2017 grabbing six passes for 92 yards with a long reception of 25 yards ... Played in 10 games in 2016, receiving his first touchdown against Alcorn State (10/1/16).	2018 2017 2016 Totals	-- 6 1 7	-- 92 10 102	-- 0 1 1
	14 Chase Harrell III 6-4, 215, Jr. Transfer from Kansas, where he caught 25 passes for 221 yards in 2017 to rank third on the Jayhawks' roster in receptions and second with three TDs ... Saw action in all career 24 games at KU catching 30 passes for 302 yards.	2018 2017 2016 Totals	-- 25 5 30	-- 221 81 302	-- 3 2 5
TE	44 Austin Cantrell III 6-3, 263, Jr. Started a career high 10 games in 2017 after starting five in 2016...Had at least one reception in eight games ... Recorded a career high 39 receiving yards against Texas A&M (9/23/17), including a career-long grab in the fourth-quarter.	2018 2017 2016 Totals	-- 13 13 26	-- 85 120 205	-- 0 2 2
	18 Jeremy Patton III 6-5, 253, Sr. Played in 11 games with six starts ... Started against South Carolina, Auburn, Ole Miss, Coastal Carolina, LSU and Mississippi State ... Caught 11 passes for 189 yards, which led all tight ends on the team, for a 17.2 per-catch average.	2018 2017 Totals	-- 11 11	-- 189 189	-- 0 0
LT	57 Shane Clenin III 6-6, 302, R-Fr. Redshirted during his first year on campus ... Consensus three-star prospect by ESPN, Rivals, Scout and 247Sports ... Rated the No. 1 offensive tackle in the state of Missouri by Scout ... The first-ever Division I signee from Jefferson HS.	2018 Totals	GP --	GS --	
	73 Noah Gatlin III 6-7, 293, Fr. Consensus three-star recruit ... Considered the No. 8 player in Arkansas by ESPN ... Helped pave the way for Jonesboro HS to 2,395 yards, averaging 6.8 yards per carry ... Chose Arkansas over Mississippi State, Arizona State and others.	2018 Totals	GP --	GS --	
LG	68 Kirby Adcock III 6-5, 280, R-Fr. Redshirted during his first year on campus ... Tabbed the No. 4 player in Arkansas being a consensus three-star prospect by ESPN, Rivals, Scout and 247Sports ... Winner of the 2016 Willie Roaf Award, given to the best HS OL in Arkansas.	2018 Totals	GP --	GS --	
	54 Austin Capps III 6-4, 311, Jr. Making the transition from the defensive line to the offensive line ... Appeared in all 12 games in 2017 and 12-of-13 in 2016 ... Totaled 22 tackles last season on 272 defensive snaps ... A four-star recruit by ESPN, Scout and 247Sports.	2018 2017 2016 Totals	GP 12 12 24	GS 0 0 0	
C	51 Hjalte Froholdt III 6-5, 315, Sr. >>> Preseason second-team All-SEC Saw action in 747 snaps last season starting all 12 games at left guard ... Did not allow a sack all season across 389 snaps in pass protection in 2017, graded as No. 9 offensive lineman in the SEC and No. 2 guard according to PFF.	2018 2017 2016 2015 Totals	GP 12 13 10 35	GS 12 13 0 25	
	69 Dylan Hays III 6-3, 294, So. Played in 10 games last season, participating in 43 defensive snaps ... moved to the offensive line for three of the last four games of the season, seeing action in 32 offensive snaps.	2018 2017 Totals	GP 10 10	GS 0 0	
RG	62 Johnny Gibson III 6-4, 319, Sr. Started all 12 games and played a team-high 807 offensive snaps ... Started six games at right guard, four games at right tackle and once at left tackle ... Allowed one sack and four total pressures over the last five games of 2017.	2018 2017 Totals	GP 12 12	GS 12 12	
	66 Ty Clary III 6-4, 288, So. Played in seven games, including starts in the first four at right guard ... Saw action in 230 snaps, including 115 in pass protection ... Earned a 77.6 overall grade from Pro Football Focus ... Did not allow a sack in pass protection last season.	2018 2017 Totals	GP 7 7	GS 4 4	
RT	60 Brian Wallace III 6-6, 320, Sr. >>> Preseason third-team All-SEC  Played in 11 games while starting the final seven games of 2017 at right tackle ... Played a total of 468 offensive snaps last season, allowing only three sacks.	2018 2017 2016 2015 Totals	GP 11 12 0 23	GS 7 10 3 20	
	78 Dalton Wagner III 6-9, 302, R-Fr. Redshirted his initial year with the program ... Consensus three-star prospect according to ESPN, Rivals, Scout and 247Sports ... Chose Arkansas over Louisville, Utah, California, Vanderbilt and others.	2018 Totals	GP --	GS --	
QB	15 Cole Kelley III 6-7, 258, So. Saw action in nine games, starting four (at No. 1 Alabama, No. 21 Auburn, at Ole Miss, Coastal Carolina) last season ... Earned SEC Freshman of the Week after leading Arkansas to a comeback win at Ole Miss.	2018 2017 Totals	C-A-I 80-151-3 1,038	YDS 1,038 8	TD 8 8
	4 Ty Storey III 6-2, 215, Jr.  Saw action in two games in 2017 but did not record any passing statistics ... Was a consensus four-star recruit and chose Arkansas over Alabama, Auburn and others.	2018 2017 2016 Totals	C-A-I 0-0-0 1-4-0 1-4-0	YDS 0 3 3	TD 0 0 0
RB	21 Devwah Whaley III 5-11, 209, Jr. Started 11 of 12 games last season ... Finished as the team's second leading rusher ... One of two SEC running backs to score a touchdown rushing or receiving in each of the last six regular season games.	2018 2017 2016 Total	ATT 127 110 237	YDS 557 602 1,161	TD 7 3 10
	2 Chase Hayden III 5-10, 200, So. Played seven games and was third on the team in rushing yards ... 326 rushing yards was tops on the team before an injury in the seventh ... Four rushing TDs led all SEC freshman before his injury.	2018 2017 Totals	ATT 61 61	YDS 326 326	TD 4 4
WR	1 Jared Cornelius III 5-11, 203, Sr.  Started two of three games played in 2017 before sustaining an Achilles injury in the third game of the season ... Recorded five receptions for 43 yards and one touchdown ... Averaged 16.09 yards per catch in 2016.	2017 2016 2015 2014 Totals	REC 43 32 24 18 79	YDS 43 515 393 212 1,163	TD 1 4 3 2 10
	9 De'Vion Warren III 5-10, 180, So. >>> Preseason third-team All-SEC Saw action in all 12 games last season, as the primary kick returner ... Returned a kick 100-yards for a touchdown against Auburn ... Averaged 26.4 yards per return last season ... A four-star prospect by ESPN out of high school.	2018 2017 Totals	REC 1 1	YDS 5 5	TD 0 0
WR	7 Jonathan Nance III 6-0, 190, Sr. Played 11 games with six starts ... Led the team in receptions (37), receiving yards (539) and receiving touchdowns (5) ... Also rushed five times for 62 yards, including a season-long 40-yard run ... Longest reception was 54 yards.	2018 2017 Totals	REC 37 37	YDS 539 539	TD 5 5
	13 Deon Stewart III 5-11, 161, Jr. Was a mainstay in the Razorback offense in 2017, seeing action in all 12 games last season, recording 33 catches for 404 yards ... Was the primary return specialist in 2016, recording 419 kick return yards on 21 returns.	2018 2017 2016 Totals	REC 33 2 35	YDS 404 34 438	TD 3 0 3

IN DEPTH CHART: DEFENSE

	U-A-T	TFL	SACK
2018	--	--	--
2017	0-0-0	0	0
2016	0-0-0	0	0
Totals	0-0-0	0	0

91 Michael Taylor III | 6-2, 248, Sr.

Saw action in two games last season but didn't record any statistics ... Didn't participate in any games in 2016 ... Tallied 50 tackles, including 11.5 for loss and four sacks in his final season at Riverside City College (Calif.) in 2015.



DE

	U-A-T	TFL	SACK
2018	--	--	--
Totals	--	--	--

5 Dorian Gerald III | 6-3, 260, Jr.

Totaled 96 tackles including 43.0 for loss at College of the Canyons (Calif.) the last two season ... Four-star prospect per ESPN ... Rated as the No. 1 defensive end in the country by ESPN and the No. 4 overall player on the ESPNJC50.



DL

	U-A-T	TFL	SACK
2018	15-22-37	7.5-33	2.5-19
2017	8-19-27	5.5-23	2.5-13
Totals	23-41-64	13.0-56	5.0-32

3 McTelvin Agim III | 6-3, 279, Jr.

Started 11 of 12 games played at defensive end ... Posted 37 tackles, the second-most among defensive linemen on the team ... Finished second on the team in tackles for loss (7.5) ... Tied for third on the team in sacks (2.5) last season.

	U-A-T	TFL	SACK
2018	2-2-4	0.0	0.0
2017	0-1-1	0.0	0.0
2016	2-0-2	0.0	0.0
Totals	4-3-7	0.0	0.0

-OR- 90 Armon Watts III | 6-5, 298, Sr.

Seen action in 15 career games recording seven total tackles ... Ranked as a three-start prospect ... Chose Arkansas over Missouri, Kentucky, Cincinnati and Wisconsin among others.



DL

	U-A-T	TFL	SACK
2018	10-16-26	1.5-3	0.0-0
2017	1-3-4	4.0-17	2.0-15
Totals	11-19-30	5.5-20	2.0-15

52 TJ Smith III | 6-3, 304, Jr.

Saw time in five games last season, collecting four tackles including 1.5 for loss ... Redshirted as a true freshman ... Named a three-start recruit ... Chose the Razorbacks over Missouri, Vanderbilt, N. Carolina, Wake Forest and others.

	U-A-T	TFL	SACK
2018	2-4-6	0.5-0	0.0
2017	2-4-6	0.5-0	0.0
Totals	4-8-12	1.0-0	0.0

42 Jonathan Marshall III | 6-3, 301, So.

Saw action in all 12 games last season playing 160 defensive snaps ... Finished with six tackles, including 0.5 for loss and a pair of quarterback hurries ... Three-start recruit that chose Arkansas over TCU, Nebraska and others.

	U-A-T	TFL	SACK
2018	20-22-42	5.5-18	2.0-13
2017	13-10-23	5.5-32	2.5-20
2016	5-3-8	0.5-1	0.0
Totals	38-35-73	11.5-51	4.5-33

10 Randy Ramsey III | 6-4, 236, Sr.

Played in all 12 games with eight starts at OLB ... Finished the year with 42 tackles, including 5.5 for loss and 2.0 sacks, six quarterback hurries and one forced fumble ... 4.5 tackles for loss came in SEC action last season.

	U-A-T	TFL	SACK
2018	1-0-1	0.0-0	0.0-0
2017	1-0-1	0.0-0	0.0-0
Totals	2-0-2	0.0-0	0.0-0

6 Gabe Richardson III | 6-3, 240, Jr.

Saw action in four games ... Played six defensive snaps and participated on special teams ... Forced a fumble that was recovered 18 yards for a touchdown by Henre' Toliver in the season opener against Florida A&M.



DE

	U-A-T	TFL	SACK
2018	3-0-3	0.0-0	0.0-0
2017	3-0-3	0.0-0	0.0-0
Totals	6-0-6	0.0-0	0.0-0

27 Hayden Henry III | 6-2, 222, So.

Saw action in all 12 games ... Played a key role on special teams and recorded three tackles ... Earned a scholarship following the season ... A three-star recruit named the Arkansas Democrat-Gazette Prep Defensive Player of the Year.



LB

	U-A-T	TFL	SACK
2018	3-3-6	0.0-0	0.0-0
2017	3-3-6	0.0-0	0.0-0
Totals	6-6-12	0.0-0	0.0-0

22 Deon Edwards III | 6-1, 212, So.

Played in nine games, primarily on special teams ... Recorded six tackles - five on special teams and one on defense ... A Consensus three-star recruit who chose Arkansas over South Carolina, Missouri, Louisville and others.

	U-A-T	TFL	SACK
2018	66-49-115	8.5-25	3.5-18
2017	18-19-37	2.0-8	1.0-6
Totals	84-68-152	10.5-33	4.5-24

8 De'Jon Harris III | 6-0, 244, Jr. >>> Preseason third-team All-SEC

Led the team in total tackles (115), tackles for loss (8.5) and sacks (3.5) ... First Razorback to lead a team in tackles, tackles for loss and sacks in the same season since at least 1973 ... Played 93 percent of the team's defensive snaps.




LB

	U-A-T	TFL	SACK
2018	22-16-38	3.5-15	1.0-9
2017	22-16-38	3.5-15	1.0-9
Totals	44-32-76	7.0-30	2.0-18

31 Grant Morgan III | 5-11, 220, So.

Saw action in all 12 games totalling 38 tackles, including 3.5 for loss and 1.0 sack ... Played 212 defensive snaps ... Played a season-high 58 snaps and recorded a season-high eight tackles in the season finale against Missouri.



LB

	U-A-T	TFL	SACK
2018	52-51-103	1.5-15	1.0-14
2017	22-20-42	1.5-3	0.0-0
2016	46-49-95	3.5-20	1.0-14
Totals	120-120-240	6.5-38	2.0-28

23 Dre Greenlaw III | 6-0, 227, Sr.

Started all 12 games at WLB ... Racked up more than 100 tackles (103) for the first time in his career to finish second on the team for the second time in three seasons ... Ranked fourth in the SEC in double-digit tackle games (6).

	U-A-T	TFL	SACK
2018	--	--	--
Totals	--	--	--

16 Bumper Pool III | 6-2, 223, Fr.

Four-star recruit by 247Sports and Rivals ... As a senior, totaled 166 tackles (108 solo), recorded 14 tackles for loss, four PBUs, forced three fumbles, three INTs and blocked one PAT ... Chose Arkansas over Alabama, LSU and others.



CB

	U-A-T	TFL	INT
2018	1-0-1	0.0-0	0-0
2017	33-14-47	0.5-0	2-75
2016	6-4-10	0.0-0	1-8
Totals	40-18-58	0.5-0	3-83


11 Ryan Pulley III | 5-11, 198, Jr.

Sustained a right pectoral injury in the second quarter of the season opener and missed the rest of the season in 2017 ... Started the final 12 games of 2016 and led the team with 13 pass breakups and finished fifth with 47 tackles.

	U-A-T	TFL	INT
2018	--	--	--
Totals	--	--	--

24 Jarques McLellion III | 6-0, 173, R-Fr.

Redshirted during initial year with the program ... Consensus three-star prospect by ESPN, Rivals, Scout and 247Sports ... Totaled 46 tackles and 21 pass breakups as a senior ... Selected Arkansas over Florida, Louisville and others.



SS

	U-A-T	TFL	INT
2018	32-14-46	0.0-0	0-0
2017	32-14-46	0.0-0	0-0
Totals	64-28-92	0.0-0	0-0


2 Kamren Curl III | 6-2, 201, So.

Started 11 of 12 games at cornerback ... Played the second-most snaps among all SEC true freshman cornerbacks (690) ... Finished sixth on the team & tied for fourth among SEC freshmen in tackles (46) and tied for the team lead in PBUs.

	U-A-T	TFL	INT
2018	--	--	--
Totals	--	--	--

11 Myles Mason III | 6-2, 208, Fr.

Four-star recruit by ESPN ... Top-10 prospect in Alabama by ESPN (No. 10) ... Helped Hewitt-Trussville to an 11-0 overall record and 7-0 mark in region play as a senior in 2017 ... Chose Arkansas over Alabama, Auburn, LSU and others.



FS

	U-A-T	TFL	INT
2018	34-29-63	2.0-4	1-16
2017	30-13-43	0.0-0	1-24
2016	22-13-35	0.0-0	1-8
Totals	86-55-141	2.0-4	3-58

9 Santos Ramirez III | 6-2, 204, Sr. >>> Preseason third-team All-SEC


Finished third on the team and first among defensive backs in tackles (63) ... One of only three players in the FBS in 2017 to record at least 60 tackles, an interception, eight pass breakups and three fumbles forced.



	U-A-T	TFL	INT
2018	--	--	--
Totals	--	--	--

17 Joe Foucha III | 5-11, 198, Fr.

Consensus three-star recruit by 247Sports, ESPN and Rivals ... Had 68 tackles, five interceptions, six forced fumbles, four fumble recoveries and 15 pass breakups as a senior ... Chose Arkansas over Alabama, Auburn, LSU and others.



CB

	U-A-T	TFL	INT
2018	8-2-10	0.0-0	0-0
2017	8-2-10	0.0-0	0-0
Totals	16-4-20	0.0-0	0-0

1 Chevin Calloway III | 5-10, 190, So.

Saw action in all 12 games at cornerback, playing 153 snaps ... Totaled 10 tackles and two pass breakups ... Played a season-high 63 snaps and recorded a season high in tackles (5) and pass breakups (2) in the season finale.

	U-A-T	TFL	INT
2018	--	--	--
2017	2-0-2	0.0-0	0-0
Totals	2-0-2	0.0-0	0-0

14 Britto Tutt III | 6-1, 180, Jr.

Played in eight games and totaled two tackles last season ... Redshirted as a sophomore ... Played in 10 games helping the team finish 8-3 as co-champs of the National Northern Conference as a freshman at Ventura College in 2015.

RAZORBACK TRENDS

	2018	Morris	Streak
Overall	0-0	14-23	L2
At Home	0-0	10-10	L2
On the Road	0-0	4-12	L1
Neutral	0-0	0-1	L2
September	0-0	7-6	W1
October	0-0	4-7	W1
November	0-0	3-9	L1
December-January	0-0	0-1	L1
vs. SEC	0-0	0-0	L1
vs. Non-Conference	0-0	6-7	W2
vs. Ranked Opponents	0-0	1-9	L5
Record in Games...			
Decided by 7 pts or less	0-0	4-4	W2
Decided by 3 pts or less	0-0	2-3	W4
During the day	0-0	5-12	L1
At night	0-0	9-11	L2
Record When Scoring...			
Less than 21 points	0-0	0-9	L9
21+ points	0-0	13-7	W2
30+ points	0-0	13-9	W3
40+ points	0-0	7-5	W1
50+ points	0-0	3-0	W2
Record When Allowing...			
Less than 14 points	0-0	1-0	W11
Less than 21 points	0-0	3-0	W8
22+ points	0-0	7-23	L1
Record When...			
Scoring first	0-0	9-13	W2
Opponents score first	0-0	5-10	L1
Leading after the 1Q	0-0	10-8	W2
Trailing after the 1Q	0-0	2-12	L1
Leading at halftime	0-0	13-0	W2
Trailing at halftime	0-0	1-21	W1
Leading after the 3Q	0-0	9-0	W1
Trailing after the 3Q	0-0	4-24	L1
Tied going into the 4Q	0-0	0-0	W1
In overtime games	0-0	1-1	L1
Record With...			
Less than 300 yards total offense	0-0	0-4	L6
400+ yards total offense	0-0	13-12	W3
500+ yards total offense	0-0	4-3	W1
Less than 100 yards rushing	0-0	1-6	L7
100+ yards rushing	0-0	13-17	L1
200+ yards rushing	0-0	9-4	W3
300+ yards rushing	0-0	2-0	W9
Less than 200 yards passing	0-0	2-5	L1
200+ yards passing	0-0	12-18	W1
300+ yards passing	0-0	5-6	L1
400+ yards passing	0-0	0-1	L2
A 100-yard rusher	0-0	8-6	W3
2+ 100-yard rushers	0-0	2-0	W8
Record When Allowing...			
Less than 200 total yards	0-0	0-0	W6
200+ total yards	0-0	14-23	L1
300+ total yards	0-0	11-22	L1
400+ total yards	0-0	7-18	L1
Less than 100 rush yards	0-0	6-0	W8
100+ rush yards	0-0	7-24	L1
200+ rush yards	0-0	4-19	L3
Less than 200 pass yards	0-0	6-7	L3
200+ pass yards	0-0	8-16	L1
300+ pass yards	0-0	5-7	W4
400+ pass yards	0-0	2-4	L2
A 100-yard rusher	0-0	2-15	L1
Record When Having...			
No turnovers	0-0	6-3	W2
Less than 3 turnovers	0-0	11-14	L1
3 or more turnovers	0-0	2-7	L12
No takeaways	0-0	1-5	L1
Less than 3 takeaways	0-0	8-15	W1
3 or more takeaways	0-0	5-6	W1
Win turnover battle	0-0	11-6	W1
Lost turnover battle	0-0	2-13	L1
Turnovers even	0-0	1-3	L1
More than 30:00 TOP	0-0	10-10	L1
Less than 30:00 TOP	0-0	4-13	W1

RAZORBACK NOTEBOOK

WHAT'S NEW IN 2018?

Put simply, a lot is new as the Razorbacks kick off their 125th season of football. Below is a list of what's new for Arkansas football this fall.

- **Head Coach Chad Morris** - The Edgewood, Texas native takes over as the 33rd head coach in Arkansas football history. Morris lands on the Hill after a three-year stint as the head coach at SMU (2015-17) and successful runs as the offensive coordinator at Clemson (2011-14) and Tulsa (2010). Prior to coaching in college, Morris was a Texas high school head coaching legend with his final stop coming at Lake Travis (Austin, Texas) and capped by back-to-back undefeated state championships. Morris wrapped up his high school career 169-38 as a head coach in 16 seasons with three state titles.
- **Coordinators** - Morris brought in two new coordinators with Joe Craddock following Morris from SMU and lured the legendary John Chavis to be the Hogs' defensive coordinator. Craddock held the offensive coordinator position at SMU after following Morris to Dallas from Clemson. Craddock's offense ranked eighth nationally in the FBS in scoring (40.2 ppg), 13th in total offense (493.8 ypg) and 16th in passing yards (308.0 ypg) in 2017. Chavis makes his third SEC West stop and fourth in the league after serving at Texas A&M (2015-17), LSU (2009-14) and his alma mater, Tennessee (1995-2008). "Chief" helped the Volunteers to the 1998 national title and has been part of 21 bowl games, 12 10-win seasons and six SEC Championship games in his 23 years as a defensive coordinator in the SEC.
- **Coaching Staff** - Six new assistant coaches are on Morris' initial staff. Steve Caldwell returns to the Hill to coach the defensive ends. Caldwell served as the Razorbacks' defensive line coach 2010-12 and coached with Chavis at Tennessee 1995-2008. Ron Cooper was with Chavis at Texas A&M and LSU and will coach the Arkansas safeties. Dustin Fry joins the Razorbacks after coaching the offensive line for Morris at SMU for the last three years. Jeff Traylor is the Associate Head Coach and will work with the running backs after coaching at SMU and Texas. Traylor is a high school coaching legend as well, having won a pair of state championships at Gilmer HS where the stadium bears his name. Mark Smith coaches the team's corners and came with Morris from SMU. Justin Stepp works with the Arkansas wide receivers. Stepp coached at Appalachian State and SMU prior to his arrival in Fayetteville.
- **New Strength Coach** - Trumain Carroll serves as the Hogs' new strength coach. Morris named Carroll as the strength coach shortly after his hiring in December and Carroll began transforming the Razorbacks' bodies. Carroll spent all three years with Morris at SMU.
- **New Athletic Trainer** - Dave Polanski is the new man in charge of the Hogs' health. He joins Arkansas after working at Tulsa.
- **Hunter Yurachek** - Arkansas hired new athletic director Hunter Yurachek one day prior to announcing the hiring of Coach Morris. Yurachek has served as the athletic director at Houston, Coastal Carolina and Akron.
- **Donald W. Reynolds Razorback Stadium** - Arkansas' newly added north end zone seating and home locker room will debut this fall.

MORRIS ERA BEGINS

The Chad Morris era of Arkansas football begins on Saturday against Eastern Illinois. Morris is the 33rd head coach of the Razorbacks and will look to join 23 of his predecessors in the win column in their first game as head coach.

Head Coach	Year	Result	Opponent
John C. Futrall	1894	W, 42-0	Fort Smith (HS)
B.N. Wilson	1897	W, 17-0	Drury
Colbert Searles	1899	W, 10-0	Drury
Charles Thomas	1901	L, 5-0	Pierce City (Mo.)
D.A. McDaniel	1903	L, 10-5	St. College of Mo.
A.D. Brown	1904	L, 12-0	Drury
F.C. Longman	1906	L, 6-0	Chilocco (Kan.)
Hugo Bezdek	1908	W, 6-0	Haskell Indian Nations
E.T. Pickering	1913	W, 3-0	Henderson (Ark.) State
T.T. McDonnell	1915	W, 41-0	Hendrix
Norman Paine	1917	W, 34-0	Central Missouri State
J.B. Craig	1919	W, 7-0	Hendrix
G.W. McLaren	1920	T, 0-0	Hendrix
Francis Schmidt	1922	W, 39-0	Hendrix
Fred Thomsen	1929	W, 37-0	College of the Ozarks
George Cole	1942	W, 27-0	Wichita State
John Tomlin	1943	W, 59-0	Missouri-Rolla
Glen Rose	1944	W, 7-6	at Missouri
John Barnhill	1946	W, 21-14	Northwestern (La.) State
Otis Douglas	1950	L, 12-7	Oklahoma State
Bowden Wyatt	1953	L, 7-6	Oklahoma State
Jack Mitchell	1955	W, 21-6	Tulsa
Frank Broyles	1958	L, 12-0	Baylor
Lou Holtz	1977	W, 53-10	New Mexico State
Ken Hatfield	1984	T, 14-14	Ole Miss
Jack Crowe	1990	W, 28-3	Tulsa
Joe Kines	1992	W, 45-7	at South Carolina
Danny Ford	1993	W, 10-6	at SMU
Houston Nutt	1998	W, 38-17	La. Lafayette
Bobby Petrino	2008	W, 28-24	Western Illinois
John L. Smith	2012	W, 49-24	Jacksonville State
Bret Bielema	2013	W, 34-14	La. Lafayette

RAZORBACK NOTEBOOK

WHAT'S BACK IN 2018?

Despite a plethora of newness around the football program this fall, the Razorbacks have some familiar faces back.

- **Assistant Coaches** - Head coach Chad Morris retained two assistant coaches for his new staff. Barry Lunney Jr. is back for his sixth season coaching the Razorback tight ends. The former Hog QB has helped the program garner the nickname #TEU over the last five years with Arkansas the only school in the nation with a tight end taken in the last three NFL Drafts. John Scott is back and coaching the team's defensive tackles. Scott joined the Razorbacks last season as the defensive line coach.
- **Letterwinners and Starters** - Arkansas returns 55 letterwinners from 2017 with 25 on the offensive side of the ball and 25 on the defensive side. Among those 55 letterwinners are 19 returning starters - nine on offense, eight on defense and two on special teams.

ARKANSAS VS. THE OVC

The Razorbacks host Eastern Illinois in the season opener in what will be Arkansas' sixth game against the Ohio Valley Conference. The Hogs are 5-0 all-time against the OVC's current members while only four of those victories came in the league's lifespan. Arkansas has beaten Southeast Missouri State twice, including a 1906 victory 85 years before SEMO joined the league.

OVC VICTORIES

2015	Tennessee-Martin	W 63-28
2012	Jacksonville Statte	W 49-24
2010	Tennessee Tech	W 44-3
2006	SE Missouri State	W 63-7
1906	SE Missouri State	W 12-0

WEARING THE PATCH

Ten players on the 2018 Arkansas roster are wearing the SEC Graduate Patch this season having already earned their undergraduate degree: DL Damani Carter, WR Jared Cornelius, DB Ryder Lucas, OL Deion Malone, LB Tyler Phillips, DB Santos Ramirez, DB Kevin Richardson, QB Ty Storey, OL Brian Wallace and DL Armon Watts.

The special patch on their jersey highlights their academic achievement. The patch features a red and white SEC logo with a "stole" wrapping underneath it emblazoned with the all-important word, "Graduate."



Arkansas is one of 24 schools at the FBS level with at least 10 graduates on the roster this fall. The Hogs are one of four schools from the SEC.

FBS SCHOOLS WITH AT LEAST 10 GRADUATES

19	UAB	12	Akron	10	Arkansas
17	Clemson	12	Houston	10	Cincinnati
15	Arizona State	12	Maryland	10	Minnesota
15	Pittsburgh	12	Temple	10	Nevada
14	Baylor	12	Virginia	10	South Carolina
14	Northwestern	11	Kansas	10	Tennessee
14	SMU	11	Old Dominion	10	UCF
12	Alabama	11	Penn State	10	West Virginia

HARRIS & GREENLAW SEC'S TOP TACKLING DUO RETURN

Linebackers De'Jon Harris (115) and Dre Greenlaw (103) combined for 218 total tackles last season to become the SEC's top tackling duo. The pair were the only SEC teammates to accomplish the 100+ tackle feat in 2017 with Harris finishing second in the league and Greenlaw finishing sixth overall. Harris and Greenlaw are one of just two returning pairs of linebackers in the FBS this season that recorded 100+ tackles each last season.

- Harris and Greenlaw were among the leaders in the SEC in tackles with Harris registering seven games of 10+ tackles and Greenlaw collecting six games of 10+ stops.
- Six of Harris' double-digit tackle efforts came in SEC play.
- Harris' seven double-digit tackle games in a season is the most since All-SEC linebacker Martrell Spaight had eight in 2014.
- Harris finished No. 3 in the SEC and No. 29 in the FBS in solo tackles (66).
- Greenlaw has 10 double-digit tackle efforts since 2015.
- With 11 tackles against Coastal Carolina on Nov. 4, Greenlaw eclipsed 200 for his career and enters his senior season 240.
- Greenlaw became just the seventh Razorback in the last 10 seasons to accomplish that feat.
- Greenlaw has led or tied for the team lead in tackles 11 times since his freshman season in 2015.

CAREER 100-YARD RUSHING GAMES

Devwah Whaley • Jr. • RB (3)

- 119, New Mexico State, 2017
- 135, Alcorn State, 2016
- 112, at Mississippi State, 2016

T.J. Hammonds • Jr. • RB (1)

- 119, Coastal Carolina, 2017

Chase Hayden • So. • RB (1)

- 120, Florida A&M, 2017

CAREER 100-YARD RECEIVING GAMES

Jonathan Nance • Sr. • WR (2)

- 100, vs. Texas A&M, 2017
- 116, at South Carolina, 2017

Jordan Jones • So. • WR (1)

- 122, vs. Missouri, 2017

CAREER 200-YARD PASSING GAMES

Cole Kelley • So. • QB (2)

- 264, Coastal Carolina, 2017
- 200, at Alabama, 2017

CONSECUTIVE GAMES WITH ...

A reception ...

- Deon Stewart » 8
- La'Michael Pettway » 5
- Jordan Jones » 3
- Jeremy Patton » 3

A touchdown ...

- Devwah Whaley » 5

2017 NEED TO KNOW INFO

Opponent	Time	TV	Location	Length	Coin Toss	Defer/Receive	Jerseys/Pants	Attendance	Arkansas Flag	U.S. Flag
Florida A&M	7:06 p.m.	SEC Network	Little Rock, Ark.	3:11	Arkansas	Receive	Red/White	36,055	Josh Liddell	Ryan Pulley
TCU	2:39 p.m.	CBS	Fayetteville, Ark.	3:07	TCU	Defer	Red/White	73,668	Dre Greenlaw	Ryder Lucas
vs. Texas A&M	11:02 a.m.	ESPN	Arlington, Texas	3:48	Texas A&M	Defer	Cowboys Uniform	64,668	Bijhon Jackson	Devwah Whaley
New Mexico State	11:01 a.m.	SEC Network	Fayetteville, Ark.	2:59	NM State	Defer	Red/White	70,727	Jake Hall	Dwayne Eugene Jr.
at South Carolina	3:01 p.m.	SEC Network	Columbia, S.C.	3:36	S. Carolina	Receive	White/White	79,416	Jordan Jones	T.J. Smith
at Alabama	6:20 p.m.	ESPN	Tuscaloosa, Ala.	3:12	Arkansas	Defer	White/White	101,821	Grant Morgan	De'Andre Coley
Auburn	6:39 p.m.	SEC Network	Fayetteville, Ark.	3:22	Auburn	Defer	Anthracite	71,961	Cheyenne O'Grady	Reid Miller
at Ole Miss	11:01 a.m.	SEC Network	Oxford, Miss.	3:25	Arkansas	Defer	White/White	55,684	Deon Stewart	Kamren Curl
Coastal Carolina	3:01 a.m.	SEC Network Alt.	Fayetteville, Ark.	3:31	Coastal	Defer	Red/White	61,476	Dylan Hays	Karl Roesler
at LSU	11:02 a.m.	ESPN	Baton Rouge, La.	3:04	LSU	Defer	Red/Red	98,546	Grant Morgan	De'Jon Harris
Mississippi State	11:09 a.m.	CBS	Fayetteville, Ark.	3:18	Miss. State	Defer	Red/White	64,153	Jack Kraus	Kendrick Jackson
Missouri	1:39 p.m.	CBS	Fayetteville, Ark.	3:51	Arkansas	Defer	Red/White	64,529		

RAZORBACKS IN THE NFL

#PR NFL HOGS

As of Aug. 27, 2018

Name	Pos.	NFL Team
Brandon Allen	QB	Los Angeles Rams
Austin Allen	QB	Tampa Bay Buccaneers
Alex Collins	RB	Baltimore Ravens
Knile Davis	RB	Chicago Bears
A.J. Derby	TE	Miami Dolphins
Brooks Ellis	LB	Jacksonville Jaguars
Trey Flowers	DE	New England Patriots
Cobi Hamilton	WR	Indianapolis Colts
Keon Hatcher	WR	Oakland Raiders
Hunter Henry	TE	Los Angeles Chargers
Bijhon Jackson	DE	Los Angeles Chargers
Denver Kirkland	OL	Oakland Raiders
Jeremiah Ledbetter	DT	Detroit Lions
Josh Liddell	DB	Tampa Bay Buccaneers
Mitchell Loewen	DE	New Orleans Saints
Tevin Mitchell	DB	Oakland Raiders
Drew Morgan	WR	Miami Dolphins
Jason Peters	OL	Philadelphia Eagles
Darius Philon	DE	Los Angeles Chargers
Frank Ragnow	OL	Detroit Lions
Dan Skipper	OL	Detroit Lions
Chris Smith	DE	Cleveland Browns
Martrell Spaight	LB	Washington Redskins
Jeremy Sprinkle	TE	Washington Redskins
Travis Swanson	OL	New York Jets
Robert Thomas	DL	New York Giants
Henre' Toliver	DB	Indianapolis Colts
Jonathan Williams	RB	New Orleans Saints
David Williams	RB	Denver Broncos
Deatrich Wise Jr.	DE	New England Patriots
Jarius Wright	WR	Carolina Panthers

* Reserve/Injured | ** Reserve/Non-Football Injury | ^ on practice squad

ACTIVE CAREER LEADERS

TACKLES

Rank	Player, Class	Tackles
1.	Dre Greenlaw, Sr.	240
2.	De'Jon Harris, Jr.	152
3.	Santos Ramirez, Sr.	141
4.	Kevin Richardson, Sr.	109
5.	Randy Ramsey, Sr.	73

TACKLES FOR LOSS

Rank	Player, Class	TFL
1.	McTelvin Agim, Jr.	13.0
2.	Randy Ramsey, Sr.	11.5
3.	De'Jon Harris, Jr.	10.5
4.	Dre Greenlaw, Sr.	6.5
5.	Briston Guidry, So.	3.5
	Grant Morgan, So.	3.5

SACKS

Rank	Player, Class	Sacks
1.	McTelvin Agim, Jr.	5.0
2.	Randy Ramsey, Sr.	4.5
	De'Jon Harris, Jr.	4.5
3.	Austin Capps, Jr.	2.0
	Dre Greenlaw, Sr.	2.0
	T.J. Smith, Jr.	2.0

INTERCEPTIONS

Rank	Player, Class	INTs
1.	Kevin Richardson, Sr.	4
2.	Ryan Pulley, Jr.	3
	Santos Ramirez, Sr.	3

RUSHING

Rank	Player, Class	Yards
1.	Devwah Whaley, Jr.	1,161
2.	T.J. Hammonds, Jr.	350
3.	Chase Hayden	326

RECEPTIONS

Rank	Player, Class	Receptions/Yards
1.	Jared Cornelius, Sr.	79/1,163
2.	Jonathan Nance, Sr.	37/539
3.	Deon Stewart, Jr.	35/438

RAZORBACK NOTEBOOK

GREENLAW AMONG THE NATION'S BEST TACKLERS

Senior Dre Greenlaw is among the nation's leading tacklers entering the 2018 season. The Fayetteville native ranks 18th in the FBS among active players nationwide, including leading the way in the Southeastern Conference. Greenlaw posted his best season as a Razorback in 2017 with a career-high 103 tackles. The breakout junior season came on the heels of a sophomore season that was cut short due to a foot injury that cost him six games and limited him to 42 tackles. He burst onto the scene as a freshman in 2015, starting in 11 of his 13 games played and making 95 tackles to earn Freshman All-American honors and SEC Defensive Freshman of the Year from Athlon.

TOP ACTIVE CAREER TACKLES IN FBS

Player	School	Year	Pos.	Tackles
1. Andrew Wingard	Wyoming	Sr.	DB	367
2. Azeem Al-Shaair	Fla. Atlantic	Sr.	LB	353
3. Jahlani Tavai	Hawaii	Sr.	LB	309
4. Terrill Hanks	New Mexico St.	Sr.	LB	295
5. Khalil Hodge	Buffalo	Sr.	LB	277
6. Asauni Rufus	Nevada	Sr.	DB	275
7. Cameron Smith	Southern California	Sr.	LB	273
8. Ulysees Gilbert	Akron	Sr.	LB	273
9. Ty Summers	TCU	Sr.	LB	271
10. Jah'Shawn Johnson	Texas Tech	Sr.	DB	264
11. Marcus Epps	Wyoming	Sr.	DB	262
12. Tony Lashley	Idaho/Boise State	Sr.	LB	259
13. T.J. Edwards	Wisconsin	Sr.	LB	254
14. Malik Fountain	Central Mich.	Sr.	LB	248
15. Jalen Young	Fla. Atlantic	Sr.	DB	246
16. Rick Gamboa	Colorado	Sr.	LB	245
17. Joe Dineen Jr.	Kansas	Sr.	LB	244
18. Dre Greenlaw	Arkansas	Sr.	LB	240

GUESS WHO'S BACK?

Arkansas had four season-ending injuries in 2017 and three of those players are back on the field for the Razorbacks heading into 2018 while the other - Frank Ragnow - was a first round pick by the Detroit Lions. Defensive back Ryan Pulley went down in the first game of the season with a pectoral injury and missed the remainder of the season. Wide receiver Jared Cornelius injured his Achilles early in the third game of the season and missed the rest of his season. Both were in starting positions last season and come into 2018 in the top spot on the depth chart at their respective positions. Running back Chase Hayden missed five games after suffering a leg fracture against Auburn on October 21.

INJURED HOGS BACK

Player	Injury	Games Missed	Notes
Jared Cornelius	Achilles	9	79 catches, 1,163 yards, 10 TDs in career
Ryan Pulley	Pectoral	11	3 INTs, 15 PBU's, 58 tackles in career
Chase Hayden	Leg Fracture	5	326 yards and 4 TDs on 61 carries in 2017

WARREN RETURNING

De'Vion Warren returns for his sophomore season after providing electricity to the Arkansas kick return game as a freshman last season. Warren averaged 26.4 yards per return over 29 returns in 2017. He led the SEC and ranked 13th nationally in kick return average and ranks third in a single-season in school history with 765 kick return yards. He matched a school record with a 100-yard touchdown return against Auburn.

- Led SEC and ranked 13th nationally in kick return average (26.4).
- Led SEC with four 40+ yard kickoff returns.
- Had a kick return of 39+ yards in five of eight league games.
- Matched a school record with a 100-yard kickoff return for a score against Auburn to become the first Razorback since 2014 to return a kick for a touchdown.
- Earned SEC Special Teams Player of the Week with 141 yards of kick returns - 11th-most in Arkansas single-game history - against Ole Miss.

FIVE RAZORBACKS LAND ON COACHES PRESEASON ALL-SEC TEAM

Five Razorbacks have been named preseason All-SEC by the league's coaches with Hjalte Froholdt, Brian Wallace, De'Jon Harris, Santos Ramirez and De'Vion Warren picking up honors.

- Froholdt was selected as a second-team member after being the second-highest graded guard in the SEC at 85.8 last season, earning a spot on Pro Football Focus' All-SEC first team.
- Wallace was tabbed a third-team offensive lineman. The senior was one of the biggest transformations of the offseason in the weight room and enters his final season as a Razorback at 320 pounds. Last season, Wallace played 468 snaps and allowed just three sacks.
- Harris was named a third-team linebacker. He led the Hogs in tackles as a sophomore with 115 tackles to finish third in the league in 2017.
- Ramirez was tagged as a third-team defensive back. A team captain in 2017, he was one of only three players in the FBS in 2017 to record at least 60 tackles, an interception, eight pass breakups and three fumbles forced.
- Warren was a third-team selection by the coaches as a return specialist.

RAZORBACK NOTEBOOK

DECORATED FROHOLDT ANCHORING O-LINE

Senior Hjalte Froholdt is set to anchor the offensive line in his final season in Fayetteville. The native of Denmark moved to center during fall camp after starring at left guard and starting 25 straight games. The former defensive lineman was tabbed an All-SEC first teamer by Pro Football Focus, All-SEC third team by Phil Steele and a CoSIDA Academic All-District member in 2017 after not allowing a sack over 389 snaps of pass protection. Froholdt has garnered plenty of preseason accolades:

- Second-team All-American & first-team All-SEC (Phil Steele)
- Second-team All-SEC (SEC media & SEC coaches)
- Second-team All-SEC (Lindy's)
- Third-team All-SEC (Athlon)
- Wuerffel Trophy Watch List
- Outland Trophy Watch List
- Allstate AFCA Good Works Team Nominee

HARRIS = TACKLING MACHINE

Junior DeJon "Scoota" Harris was a tackling machine as a sophomore, racking up a team-best 115 tackles last season. Those tackles helped Harris earn All-SEC first team recognition from Pro Football Focus and second-team All-SEC from the Associated Press. He paced the Hogs in tackles for loss (8.5) and sacks (3.5) to become the first Razorback since at least 1973 to lead Arkansas in tackles, tackles for loss and sacks in the same season. Harris enters his junior season with these preseason honors:

- Second-team All-SEC (Phil Steele)
- Third-team All-SEC (SEC media & SEC coaches)
- Bednarik Award Watch List
- Bronko Nagurski Award Watch List
- Butkus Award Watch List

WHALEY, HAYDEN ON DOAK WALKER WATCH LIST

Running backs Devwah Whaley and Chase Hayden are among the 62 running backs on the preseason Doak Walker Award watch list to make Arkansas one of three programs with two players on the list. Whaley is the Razorbacks' leading returning rusher after he ran for 559 yards and seven touchdowns on 127 carries while starting 11 of 12 games last season. He carries a six-game streak with at least one touchdown scored, scoring either on the ground or through the air in the Hogs' final six games of 2017. Hayden rushed for 326 yards on 61 carries, scoring four times in seven games of his freshman campaign before a broken leg forced him to miss the final five games.

- Whaley finished last season as the second-leading rusher with 559 yards and seven TDs.
- Tied for the team lead in total touchdowns with eight.
- Scored a touchdown in Arkansas' final six games of 2017.
- Hayden ran for 326 yards (third-most on team) on 61 carries in just seven games as a freshman last season.
- Tabbed SEC Freshman of the Week after the opener, when he ran for a game-high 120 yards on 14 carries in his collegiate debut against Florida A&M.
- Darren McFadden is the only Razorback to win the Doak Walker, doing it in back-to-back years in 2006 and 2007.

YOUNG & OLD UP FRONT

The Razorbacks begin the 2018 season with a mix of youth and experience on the offensive line. While the Hogs are led by 25-game starter Hjalte Froholdt and 17-game starters Johnny Gibson and Brian Wallace - all seniors - the remaining linemen on the team's two-deep are mostly freshmen and sophomores. Redshirt freshmen Shane Clinin and Kirby Adcock are set to get their first action and starts on Saturday with fellow redshirt freshman Dalton Wagner the back-up at right tackle. Sophomores Ty Clary and Dylan Hays and recently converted defensive lineman Austin Capps round out the team's OL two-deep.

- Three seniors and two redshirt freshmen slated to start on OL in season opener.
- O-line two-deep features three seniors, one junior, two sophomores and four freshmen.

WELCOME BACK COACH DAMERON

Eastern Illinois head coach Kim Dameron is a Rogers, Arkansas native and was a wide receiver and defensive back for head coach Lou Holtz from 1979-82. Originally a walk-on, Dameron began his career as a wide receiver but moved to the secondary due to injuries as a freshman. As a three-year starter, he made 65 career tackles and intercepted three passes as a junior. His play earned him a scholarship after his freshman season in 1979. As a senior wide receiver, he caught 16 passes for 186 yards to finish fourth on the squad. He began his coaching career in 1983 as a graduate assistant for the Razorbacks and has made stops at Missouri State, Cincinnati, Ole Miss and Louisiana Tech to name a few before landing his first head coaching job at Eastern Illinois, where he was the defensive coordinator in 2000.

- EIU head coach Kim Dameron was a four-time letterwinner at Arkansas and began his coaching career with the Razorbacks in 1983 with Razorbacks head coach Lou Holtz.
- Dameron was a three-year starter in the secondary before moving to WR as a senior.

SEC STANDINGS

EASTERN DIVISION

Team	OVR	SEC	Home	Road	Strk
Florida	0-0	0-0	0-0	0-0	
Georgia	0-0	0-0	0-0	0-0	
Kentucky	0-0	0-0	0-0	0-0	
Missouri	0-0	0-0	0-0	0-0	
S. Carolina	0-0	0-0	0-0	0-0	
Tennessee	0-0	0-0	0-0	0-0	
Vanderbilt	0-0	0-0	0-0	0-0	

WESTERN DIVISION

Team	OVR	SEC	Home	Road	Strk
Alabama	0-0	0-0	0-0	0-0	
Arkansas	0-0	0-0	0-0	0-0	
Auburn	0-0	0-0	0-0	0-0	
LSU	0-0	0-0	0-0	0-0	
Ole Miss	0-0	0-0	0-0	0-0	
Miss. State	0-0	0-0	0-0	0-0	
Texas A&M	0-0	0-0	0-0	0-0	

THIS WEEK IN THE SEC

Friday, August 30

Northwestern State at Texas A&M | 7:30 p.m. | SECN

Saturday, September 1

Coastal Carolina at South Carolina | 11 a.m. | SECN

Ole Miss vs. Texas Tech | 11 a.m. | ESPN

NRG Stadium - Houston, Texas

Austin Peay at Georgia | 2:30 p.m. | ESPN

Washington vs. Auburn | 2:30 p.m. | ABC

Mercedes-Benz Stadium - Atlanta, Ga.

Tennessee vs. West Virginia | 2:30 p.m. | CBS

Bank of America Stadium - Charlotte, N.C.

Central Michigan at Kentucky | 2:30 p.m. | ESPNU

UT Martin at Missouri | 3 p.m. | SECN

Stephen F. Austin at Miss. State | 6:30 p.m. | ESPNU

Charleston Southern at Florida | 6:30 p.m. | SECN

Middle Tennessee at Vanderbilt | 6:30 p.m. | SECN

Louisville vs. Alabama | 7 p.m. | ABC

Camping World Stadium - Orlando, Fla.

Sunday, September 2

Miami vs. LSU | 6:30 p.m. | ABC

AT&T Stadium - Arlington, Texas

NEXT WEEK IN THE SEC

Saturday, September 8

Miss. State at Kansas State | 11 a.m. | ESPN

Nevada at Vanderbilt | 11 a.m. | ESPN

Arkansas State at Alabama | 2:30 p.m. | ESPN2

Georgia at South Carolina | 2:30 p.m. | CBS

S. Illinois at Ole Miss | 3 p.m. | SECN

E. Tennessee State at Tennessee | 3 p.m. | SECN

Clemson at Texas A&M | 6 p.m. | ESPN

SE Louisiana at LSU | 6 p.m. | TBA

Wyoming at Missouri | 6 p.m. | TBA

Alabama State at Auburn | 6:30 p.m. | SECN

Kentucky at Florida | 6:30 p.m. | SECN

All times Central

MISCELLANEOUS OFFENSE STATS

GAMES WITH A RECEPTION

Player	2014	2015	2016	2017	Career
Jarrold Barnes	--	--	--	1	1
Austin Cantrell	--	--	10	8	18
Jared Cornelius	8	8	10	3	29
Gary Cross	--	--	--	1	1
Grayson Gunter	--	--	1	--	1
Will Gragg	--	--	0	3	3
Chase Hayden	--	--	--	1	1
T.J. Hammonds	--	--	0	1	1
Hayden Johnson	--	--	2	3	5
Jordan Jones	--	--	--	9	9
Brandon Martin	--	--	--	4	4
Jonathan Nance	--	--	--	10	10
Cheyenne O'Grady	--	--	2	9	11
Jeremy Patton	--	--	--	5	5
La'Michael Pettway	--	--	1	6	7
Deon Stewart	--	--	2	10	12
De'Vion Warren	--	--	--	1	1
Dewah Whaley	--	--	5	5	10
David Williams	4	6	6	6	22

5+ RECEPTIONS

Player	2014	2015	2016	2017	Career
Jared Cornelius	--	1	2	--	3
Jonathan Nance	--	--	--	2	2
Deon Stewart	--	--	0	2	2

20+ YARD RECEPTION

Player	2014	2015	2016	2017	Career
Jarrold Barnes	--	--	--	1	1
Austin Cantrell	--	--	1	1	2
Jared Cornelius	2	6	11	--	19
Will Gragg	--	--	0	1	1
Grayson Gunter	--	--	1	--	1
T.J. Hammonds	--	--	0	1	1
Chase Hayden	--	--	--	1	1
Jordan Jones	--	--	--	3	3
Brandon Martin	--	--	--	2	2
Jonathan Nance	--	--	--	8	8
Cheyenne O'Grady	--	--	2	--	2
Jeremy Patton	--	--	--	5	5
La'Michael Pettway	--	--	0	1	1
Deon Stewart	--	--	--	3	3
Devwah Whaley	--	--	4	1	5
David Williams	1	0	0	4	5

40+ YARD RECEPTION

Player	2014	2015	2016	2017	Career
Jared Cornelius	--	1	1	--	2
T.J. Hammonds	--	--	0	1	1
Jordan Jones	--	--	--	3	3
Jonathan Nance	--	--	--	4	4
Devwah Whaley	--	--	1	--	1
David Williams	1	0	0	--	1

FIRST DOWN RECEPTIONS

Player	2014	2015	2016	2017	Career
Jarrold Barnes	--	--	--	1	1
Austin Cantrell	--	--	3	5	8
Jared Cornelius	11	20	21	2	54
Grayson Gunter	--	--	1	--	1
Will Gragg	--	--	0	3	3
T.J. Hammonds	--	--	0	1	1
Chase Hayden	--	--	--	1	1
Hayden Johnson	--	--	1	2	3
Jordan Jones	--	--	--	12	12
Brandon Martin	--	--	--	6	6
Jonathan Nance	--	--	--	18	18
Cheyenne O'Grady	--	--	2	10	12
Jeremy Patton	--	--	--	7	7
La'Michael Pettway	--	--	0	3	3
Deon Stewart	--	--	1	20	20
Devwah Whaley	--	--	5	3	8
David Williams	2	3	4	7	16

100 YARDS RECEIVING

Player	2014	2015	2016	2017	Career
Jared Cornelius	--	--	3	--	3
Jonathan Nance	--	--	--	2	2
Jordan Jones	--	--	--	1	1

GAMES WITH A RECEIVING TD

Player	2014	2015	2016	2017	Career
Austin Cantrell	--	--	2	--	2
Jared Cornelius	2	3	3	1	9
T.J. Hammonds	--	--	0	1	1
Jordan Jones	--	--	--	3	3
La'Michael Pettway	--	--	1	--	1
Jonathan Nance	--	--	--	4	4
Cheyenne O'Grady	--	--	1	2	3
Deon Stewart	--	--	--	3	3
Devwah Whaley	--	--	0	1	1
David Williams	0	0	0	2	2

GAMES WITH MULTIPLE RECEIVING TDS

Player	2014	2015	2016	2017	Career
Jared Cornelius	--	--	1	--	1
Jonathan Nance	--	--	--	1	1

10+ YARD RUNS

Player	2014	2015	2016	2017	Career
Austin Allen	--	--	2	2	4
Jared Cornelius	1	3	1	--	5
T.J. Hammonds	--	--	3	9	12
Chase Hayden	--	--	--	9	9
Jordan Jones	--	--	--	2	2
Cole Kelley	--	--	--	6	6
Jonathan Nance	--	--	--	2	2
Devwah Whaley	--	--	19	12	31
David Williams	9	9	5	14	37

20+ YARD RUNS

Player	2014	2015	2016	2017	Career
Austin Allen	0	0	0	1	1
Jared Cornelius	--	1	--	--	1
T.J. Hammonds	--	--	1	4	5
Chase Hayden	--	--	--	2	2
Jordan Jones	--	--	--	2	2
Jonathan Nance	--	--	--	1	1
Devwah Whaley	--	--	3	5	8
David Williams	1	0	3	5	9

RUSHING FIRST DOWNS

Player	2014	2015	2016	2017	Career
Austin Allen	3	--	6	3	12
Austin Cantrell	--	--	0	1	1
Jared Cornelius	1	3	3	--	7
T.J. Hammonds	--	--	4	9	13
Chase Hayden	--	--	--	17	17
Jordan Jones	--	--	--	2	2
Cole Kelley	--	--	--	16	16
Jonathan Nance	--	--	--	2	2
Devwah Whaley	--	--	28	28	56
David Williams	16	15	14	29	73

100 YARDS RUSHING

Player	2014	2015	2016	2017	Career
T.J. Hammonds	--	--	0	1	1
Chase Hayden	--	--	--	1	1
Devwah Whaley	--	--	2	1	3
David Williams	1	--	--	--	1

GAMES WITH A RUSHING TD

Player	2014	2015	2016	2017	Career
Austin Allen	1	--	2	1	4
Austin Cantrell	--	--	0	1	1
Jared Cornelius	--	2	1	--	3
TJ Hammonds	--	--	1	1	2
Chase Hayden	--	--	--	3	3
Cole Kelley	--	--	--	2	2
Devwah Whaley	--	--	3	6	9
David Williams	2	0	2	4	8

GAMES WITH MULTIPLE RUSHING TDS

Player	2014	2015	2016	2017	Career
Chase Hayden	--	--	--	1	1
David Williams	0	0	1	3	4

MISC. DEFENSE STATS

DOUBLE-DIGIT TACKLES

Player	2014	2015	2016	2017	Career
Dwayne Eugene	0	0	1	--	1
Dre Greenlaw	--	4	1	5	10
De'Jon Harris	--	--	1	7	8
Santos Ramirez	--	0	0	1	1
Kevin Richardson	--	2	--	--	2
Josh Liddell	--	0	0	1	1

TEAM LEADER IN TACKLES (Ties included)

Player	2014	2015	2016	2017	Career
De'Andre Coley	--	--	1	--	1
Kamren Curl	--	--	--	1	1
Dwayne Eugene	0	0	3	--	3
Dre Greenlaw	--	5	2	3	10
De'Jon Harris	--	--	2	7	9
Josh Liddell	--	1	2	--	3
Grant Morgan	--	--	--	1	1
Ryan Pulley	--	--	1	--	1
Santos Ramirez	--	0	2	2	4
Kevin Richardson	--	2	1	--	3
Henre' Toliver	--	1	1	--	2

GAMES WITH A SACK (Half sacks included)

Player	2014	2015	2016	2017	Career
McTelvin Agim	--	--	3	2	5
Austin Capps	--	--	1	2	3
Dwayne Eugene	0	0	0	3	3
Dre Greenlaw	--	1	0	1	2
Jake Hall	--	0	0	1	1
De'Jon Harris	--	--	1	4	5
Bijhon Jackson	0	0	3	1	4
Randy Ramsey	0	--	3	2	5
Karl Roesler	--	1	2	--	3
T.J. Smith	--	--	0	2	2
Henre' Toliver	1	0	0	--	1
Briston Guidry	--	--	0	1	1

MULTIPLE SACKS (1.5 sacks or more)

Player	'14	'15	'16	'17	Career
Cole Kelley	16	2	16	22	56
Devwah Whaley	11	2	12	16	41
David Williams	7	0	7	10	24
Chase Hayden	3	1	4	8	16
Austin Allen	2	0	2	4	8
TOTAL	39	5	41	65	

MONEY PLAYS

NOTE: Money plays are defined as plays resulting in a first down or a touchdown.

Money Rushers

	1st	TD	No	Att
David Williams	38	11	47	149
Devwah Whaley	33	8	39	157
Chase Hayden	10	5	25	74
Cole Kelley	24	3	25	50
T.J. Hammonds	12	1	12	47
Austin Allen	5	1	6	21
Jordan Jones	4	0	4	12
Jonathan Nance	3	0	3	8
Austin Cantrell	1	1	2	4
TOTAL	140	30	163	545

1st Down

Money Rushers

	1st	TD	No	Att
David Williams	15	9	22	92
Chase Hayden	7	4	11	41
T.J. Hammonds	9	1	9	34
Devwah Whaley	6	2	8	83
Jordan Jones	4	0	4	12
Jonathan Nance	3	0	3	5
Cole Kelley	2	0	2	8
Austin Allen	1	0	1	7
Austin Cantrell	0	1	1	3
TOTAL	47	10	61	298

2nd Down

Money Rushers

	1st	TD	No	Att
Devwah Whaley	16	4	19	58
David Williams	16	2	18	47
Chase Hayden	11	1	12	29
Cole Kelley	5	1	6	18
T.J. Hammonds	3	0	3	13
Austin Cantrell	1	0	1	1
Austin Allen	1	0	1	6
TOTAL	53	8	60	178

3rd Down

Money Rushers

	1st	TD	No	Att
Cole Kelley	16	2	16	22
Devwah Whaley	11	2	12	16
David Williams	7	0	7	10
Chase Hayden	3	1	4	8
Austin Allen	2	0	2	4
TOTAL	39	5	41	65

Money Receptions

	1st	TD	No	Rec
Deon Stewart	26	4	26	25
Jonathan Nance	23	6	24	36
Jordan Jones	16	3	18	17
Cheyenne O'Grady	13	3	16	20
David Williams	9	3	11	7
Jeremy Patton	9	0	9	9
Austin Cantrell	8	0	8	13
Brandon Martin	6	0	6	7
Jared Cornelius	4	2	6	5
Hayden Johnson	5	0	5	3
Devwah Whaley	5	2	5	8
Will Gragg	3	0	3	5
La'Michael Pettway	3	0	3	5
Jarrold Barnes	1	0	1	2
Chase Hayden	1	0	1	1
T.J. Hammonds	1	1	1	1
TOTAL	133	24	143	236

1st Down

Money Receptions

	1st	TD	No	Rec
Deon Stewart	6	0	6	15
Jeremy Patton	5	0	5	6
Jonathan Nance	3	2	3	13
Hayden Johnson	3	0	3	6
David Williams	3	0	3	5
Jordan Jones	2	1	2	5
Cheyenne O'Grady	2	0	2	5
Austin Cantrell	2	0	2	9
Brandon Martin	2	0	2	2
T.J. Hammonds	1	1	1	1
Devwah Whaley	1	0	1	4
Chase Hayden	1	0	1	1
TOTAL	31	4	31	82

2nd Down

Money Receptions

	1st	TD	No	Rec
Jonathan Nance	14	2	14	22
Deon Stewart	9	2	9	12
David Williams	3	2	5	5
Jordan Jones	5	0	5	8
Cheyenne O'Grady	4	0	4	7
Jared Cornelius	2	2	4	4
Devwah Whaley	4	2	4	5
Austin Cantrell	3	0	3	4
Jeremy Patton	2	0	2	2
Hayden Johnson	2	0	2	2
Brandon Martin	2	0	2	4
Will Gragg	1	0	1	1
La'Michael Pettway	1	0	1	1
TOTAL	52	10	56	80

3rd Down

Money Receptions

	1st	TD	No	Rec
Jordan Jones	9	1	10	10
Deon Stewart	9	2	9	10
Cheyenne O'Grady	6	3	9	11
Jonathan Nance	4	2	5	8
David Williams	3	1	3	4
Austin Cantrell	3	0	3	5
Brandon Martin	2	0	2	3
Jared Cornelius	2	0	2	2
Jeremy Patton	2	0	2	4
Will Gragg	1	0	1	2
La'Michael Pettway	1	0	1	3
Jarrold Barnes	1	0	1	1
TOTAL	43	9	48	66

20+ YARD BREAKDOWN

BY YARDS

Yards	No.	TD
100+	1	1
90-99	0	0
80-89	1	1
70-79	0	0
60-69	2	1
50-59	4	1
40-49	13	3
30-39	24	3
20-29	64	7
TOTAL	109	17

BY TYPE

Type	No.	TD
Rushing	28	3
Passing	46	11
Punt returns	1	0
Kick returns	28	1
Interceptions	4	0
Fumble returns	2	2
TOTAL	109	17

BY PLAYER

Player	No.	TD	R	P	KR	PR	IR	FR
De'Vion Warren	26	1	0	0	26	0	0	0
Jonathan Nance	14	5	2	12	0	0	0	0
David Williams	12	2	6	6	0	0	0	0
Deon Stewart	9	3	0	8	1	0	0	0
Jordan Jones	9	1	4	5	0	0	0	0
T.J. Hammonds	7	2	6	1	0	0	0	0
Devwah Whaley	7	1	6	1	0	0	0	0
Jeremy Patton	5	0	0	5	0	0	0	0
Chase Hayden	3	0	3	1	0	0	0	0
Henre' Toliver	3	0	0	0	0	1	2	0
Kevin Richardson	2	2	0	0	0	0	0	1
Austin Cantrell	2	0	0	2	0	0	0	0
Josh Liddell	2	0	0	0	0	0	2	0
Brandon Martin	2	0	0	2	0	0	0	0
Jarrold Barnes	1	0	0	1	0	0	0	0
La'Michael Pettway	1	0	0	1	0	0	0	0
Will Gragg	1	0	0	1	0	0	0	0
Gary Cross	1	0	0	0	1	0	0	0
Austin Allen	1	0	1	0	0	0	0	0
TOTAL	109	17	28	46	28	1	4	2

ARKANSAS 20+ YARD PLAYS IN 2017

Yards	Type	Player(s)	Opponent	Yards	Type	Player(s)	Opponent
100*	KR	De'Vion Warren	Auburn	22	Rush	T.J. Hammonds	Coastal Carolina
88*	Rush	T.J. Hammonds	Coastal Carolina	22*	FR	Kevin Richardson	Ole Miss
65	Pass	Jordan Jones (Allen)	Missouri	22	Rush	T.J. Hammonds	Ole Miss
60*	Pass	T.J. Hammonds (Kelley)	Coastal Carolina	22	Rush	Chase Hayden	Texas A&M
57*	Pass	Jordan Jones (Allen)	Missouri	22*	Rush	David Williams	Missouri
54	Pass	Jonathan Nance (Kelley)	Coastal Carolina	22	KR	De'Vion Warren	Missouri
54	IR	Josh Liddell	Ole Miss	22	Pass	Jonathan Nance (Allen)	Mississippi State
49*	Pass	Jonathan Nance (Allen)	TCU	22	Pass	Jonathan Nance (Allen)	Mississippi State
46	KR	De'Vion Warren	Missouri	21	Rush	Devwah Whaley	LSU
46	Pass	Jordan Jones (Kelley)	Alabama	21	Rush	David Williams	Coastal Carolina
45	KR	De'Vion Warren	Ole Miss	21	KR	Gary Cross	Alabama
45	Pass	Jonathan Nance (Allen)	Texas A&M	21	Pass	Jeremy Patton (Kelley)	South Carolina
44*	Pass	Jonathan Nance (Allen)	Texas A&M	21	Pass	Jordan Jones (Allen)	New Mexico State
42	KR	De'Vion Warren	South Carolina	21	Rush	Devwah Whaley	Texas A&M
40	Rush	Jonathan Nance	Ole Miss	21	Rush	David Williams	Texas A&M
40	Rush	Chase Hayden	Auburn	21	Pass	Jonathan Nance (Allen)	TCU
39	KR	De'Vion Warren	Texas A&M	21	KR	De'Vion Warren	FLORIDA A&M
38*	Pass	Deon Stewart (Allen)	New Mexico State	20	KR	De'Vion Warren	LSU
37	Pass	David Williams (Kelley)	FLORIDA A&M	20	Pass	Devwah Whaley (Allen)	LSU
35	INT	Henre' Toliver	Missouri	20	KR	De'Vion Warren	Ole Miss
34*	Pass	Jonathan Nance (Kelley)	South Carolina	20	Rush	David Williams	Texas A&M
33	PR	Henre' Toliver	Missouri	20	Rush	Jordan Jones	Texas A&M
33	Pass	Will Gragg (Allen)	LSU	20	Rush	Austin Allen	TCU
33	Pass	Jeremy Patton (Allen)	Missouri	20	Pass	Deon Stewart (Allen)	Mississippi State
33	Pass	Deon Stewart (Allen)	Missouri	20	KR	De'Vion Warren	Mississippi State
33	Rush	Devwah Whaley	New Mexico State	20	Pass	Deon Stewart (Allen)	Mississippi State
32	Pass	Jordan Jones (Allen)	New Mexico State	20	KR	De'Vion Warren	Mississippi State
32	Pass	Jeremy Patton (Allen)	TCU	20	KR	De'Vion Warren	Mississippi State
31	Pass	Patton (Kelley)	Coastal Carolina				
31	KR	De'Vion Warren	Ole Miss				
31	Pass	David Williams (Kelley)	Ole Miss				
31*	Pass	Jonathan Nance (Allen)	New Mexico State				
31	Pass	Austin Cantrell (Allen)	Texas A&M				
30	Rush	Jordan Jones	Texas A&M				
30	Pass	Brandon Martin (Allen)	Missouri				
28	INT	Henre' Toliver	Missouri				
28*	Rush	Devwah Whaley	Missouri				
27	KR	De'Vion Warren	LSU				
27	Pass	Jeremy Patton (Allen)	LSU				
27	KR	De'Vion Warren	Coastal Carolina				
27	KR	De'Vion Warren	Ole Miss				
26	Rush	Devwah Whaley	Coastal Carolina				
26	KR	De'Vion Warren	New Mexico State				
26	Pass	David Williams (Allen)	Texas A&M				
26	Rush	David Williams	TCU				
26	Pass	Jarrold Barnes (Allen)	FLORIDA A&M				
25	Pass	La'Michael Pettway (Kelley)	LSU				
25	KR	De'Vion Warren	LSU				
25	Pass	Brandon Martin (Kelley)	Auburn				
25	Pass	Jonathan Nance (Kelley)	South Carolina				
24	KR	De'Vion Warren	Coastal Carolina				
24*	Pass	David Williams (Allen)	Missouri				
24	Pass	Deon Stewart (Allen)	Mississippi State				
24	Pass	Deon Stewart (Allen)	Mississippi State				
23	KR	De'Vion Warren	LSU				
23	Rush	T.J. Hammonds	Ole Miss				
23	Pass	Chase Hayden (Kelley)	Auburn				
23*	Pass	Deon Stewart (Kelley)	Ole Miss				
23	Rush	David Williams	South Carolina				
22	KR	De'Vion Warren	Coastal Carolina				

* Touchdown scored on play

HEAD COACH CHAD MORRIS

THE MORRIS TEMPO

46,975

Yards of total offense Chad Morris' offenses have racked up over last 8 years, averaging 460.5 yards per game

3,611

Total points - 35.4 points per game - over last eight seasons

431

Total touchdowns (242 passing, 189 rushing) over last eight seasons

40

Averaged 40+ points per game in four seasons, at least once at Tulsa, Clemson & SMU

19

Games with 50+ points and 42 games with 40+ points

10

Finish nationally in scoring offense four times

5

Passed for 3,000+ yards and rushed for 2,000+ yards in the same season five times

COACHING HISTORY

2018-Pres.	Arkansas - Head Coach
2015-17	SMU - Head Coach
2011-14	Clemson - Offensive Coordinator/OBs
2010	Tulsa - Associate Head Coach/OC/OBs
2008-09	Lake Travis (Texas) HS - Head Coach
2003-07	Stephenville (Texas) HS - Head Coach
2000-02	Bay City (Texas) HS - Head Coach
1998-99	Elysian Fields (Texas) HS - Head Coach
1994-97	Eustace (Texas) HS - Head Coach

POSTSEASON EXPERIENCE

HEAD COACH	
SMU	2017 Frisco Bowl

ASSISTANT COACH

Clemson	2014 Russell Athletic Bowl
	2013 Orange Bowl
	2012 Chick-fil-a Bowl
	2011 Orange Bowl
Tulsa	2010 Hawaii Bowl

MORRIS TAKES OVER ON THE HILL

SMU TURNAROUND

During his three seasons at SMU (2015-17), Morris used his Texas recruiting roots and offensive prowess to take the Mustangs from a 1-11 campaign in 2013 before he took over to the program's first bowl bid since 2012 with a 7-5 mark last season.

Morris' offensive scheme was exactly what SMU needed, as it increased the team's scoring output by 16.7 points per game in his first season - the second-largest increase in the nation in 2015. Even more impressive, Morris inherited an offense that ranked last (128th) in the FBS in scoring in 2014 (11.8) and turned it into the nation's eighth-highest scoring offense (40.1) in 2017.

The 2017 SMU offense marked the fourth time and third different program that Morris has either been the head coach or offensive coordinator of that has finished in the top 10 in the FBS in scoring average at more than 40 points per game. The Mustangs are one just two FBS teams that featured a 3,000-yard passer, 1000-yard rusher and multiple 1,000-yard receivers in 2017.

CLEMSON OFFENSIVE EXPLOSION

Morris' impact during his four years at Clemson as offensive coordinator helped result in a 41-11 record, the 2011 ACC Championship and four bowl berths, including two BCS Orange Bowl appearances. Under Morris' scheme, the Tigers established 127 offensive records (89 individual/38 team) and posted the top three scoring seasons in school history, as well as four of the top five passing seasons at Clemson.

The Clemson offense in its second season under Morris with ACC Player of the Year Tajh Boyd at quarterback set school records for total yards per game (512.7) and points per game (41.0), ranking sixth in the nation in scoring and ninth in the nation in total offense. The 2013 squad backed up those numbers with 508.5 yards and 40.2 points per game, figures that ranked ninth and eighth nationally.

Morris' record-setting offense in 2012 and 2013 marked the first time in ACC history that an active member of the conference had averaged more than 40 points per game in back-to-back seasons. Clemson was also one of just two FBS schools with a 3,000-yard passer, 1,000-yard rusher and 1,000-yard receiver every year from 2011-13.

For his work, Morris was named AFCA National Assistant Coach of the Year and one of five finalists for National Offensive Coordinator of the Year by 247Sports.com in 2013, and the National Offensive Coordinator of the Year by Rivals.com in 2011.

Morris' offensive brilliance also helped attract and develop some of the best offensive players in Clemson history into current NFL stars. From the 2012 NFL Draft to 2015 NFL Draft, Morris saw seven of his offensive players drafted, including four wide receivers, tied for the most from any school over that span. Included in the quartet of wide receivers drafted were first round picks DeAndre Hopkins (Houston Texans) and Sammy Watkins (Los Angeles Rams). Morris also recruited 2015 All-Americans Deshaun Watson and Shaq Lawson, who both went on to be first round NFL draft picks.

INSTANT IMPACT

After a legendary 16 years as a head coach on the Texas prep level, Morris' collegiate debut came as the associate head coach/offensive coordinator at Tulsa in 2010. In his one season as offensive coordinator working specifically with the quarterbacks, Morris helped the Golden Hurricane average 41.4 points per game, good for sixth nationally, and finish with seven straight wins for a 10-3 record following a 5-7 mark in 2009. Tulsa scored 40 or more points seven times, including 50+ in four games, and finished as one of five FBS teams with over 30 rushing and 30 passing touchdowns.

TEXAS LEGEND

A native of Dallas, Morris became a legend in the state of Texas during his 16 years as a head coach at the high school level, posting a 169-38 record overall and winning back-to-back undefeated state championships in his final two seasons at Lake Travis High School. Over his 16 seasons, Morris led six of his teams to the Texas State Championship game, highlighted by three titles, and he earned Coach of the Year honors 11 times.

Morris earned his bachelor's degree in mathematics with a minor in statistics from Texas A&M University in 1992. He and his wife, Paula, have two children, daughter Mackenzie and son Chandler.



BESTS UNDER MORRIS

RECORD WHEN . . .

Scoring First.....	9-13
Opponent Scores First.....	5-10
Leading After 1st Quarter.....	10-8
Leading At Halftime.....	13-0
Leading After 3rd Quarter.....	9-0
Scoring 21+ Points.....	13-17
Scoring 30+ Points.....	13-9
Scoring 40+ Points.....	7-5
Scoring 50+ Points.....	3-0
400+ Yards Total Offense.....	13-12
500+ Yards Total Offense.....	4-3
200+ Rushing Yards.....	9-4
300+ Rushing Yards.....	2-0
200+ Passing Yards.....	12-18
300+ Passing Yards.....	5-6
20+ First Downs.....	11-16
40 percent+ 3rd-Down Conv.....	10-10
2 or Fewer Turnovers.....	11-14
Less than 14 Points Allowed.....	1-0
Less than 21 Point Allowed.....	3-0
300 or Less Yds Total Off Allowed.....	3-0
150 or Less Rush Yds Allowed.....	8-2
100 or Less Rush Yds Allowed.....	6-0
150 or Less Pass Yds Allowed.....	3-5
100 or Less Pass Yds Allowed.....	0-2
15 or Less 1st Downs Allowed.....	2-1
2+ Turnovers Forced.....	9-10
More Rush Yards.....	10-2
More Pass Yards.....	8-11
Fewer Turnovers.....	11-6
More Time of Possession.....	9-10
More First Downs.....	8-6
Fewer Penalties.....	8-14
1 Penalty.....	0-1
2-5 Penalties.....	4-14
6-9 Penalties.....	7-7
10+ Penalties.....	3-0
Special Teams Touchdown.....	1-2
100-Yard Rusher.....	8-6
200-Yard Passer.....	10-15
100-Yd Rusher+200-Yd Passer.....	5-4

VS. ALL-TIME OPPONENTS

Team	Record
Arkansas State	1-0
Baylor	0-2
UCF	0-1
Cincinnati	1-0
Connecticut	1-0
East Carolina	1-1
Houston	1-2
James Madison	0-1
Liberty	1-0
Louisiana Tech	0-1
Memphis	0-3
Navy	0-3
North Texas	3-0
USF	0-2
Stephen F. Austin	1-0
Temple	0-2
TCU	0-3
Tulane	3-0
Tulsa	1-2
Overall Record	14-23

VS. CONFERENCES

Team	Record
American	8-16
Big 12	0-5
Big South	1-0
CAA	0-1
C-USA	3-1
Southland	1-0
Sun Belt	1-0

BESTS UNDER MORRIS

OFFENSE: TEAM

Total Points

1. 58 SMU vs. Stephen F. Austin (9/2/17)
2. 5 SMU at East Carolina (11/12/16)
3. 54 SMU vs. North Texas (09/09/17)
4. 49 SMU vs. UCONN (9/30/17)
4. 49 SMU vs. Tulane (11/21/15)
6. 45 SMU at Memphis (11/18/17)
6. 45 SMU vs. James Madison (09/26/15)
8. 44 SMU vs. Arkansas State (09/23/17)

Total Offensive Yards

1. 581 SMU vs. Tulsa (10/27/17)
2. 578 SMU vs. South Florida (11/19/16)
3. 577 SMU vs. Arkansas State (09/23/17)
4. 572 SMU at North Texas (09/3/16)
5. 544 SMU at Houston (10/7/17)
6. 518 SMU vs. Tulane (11/21/15)
7. 508 SMU at TCU (9/19/15)
8. 498 SMU vs. UCONN (9/30/17)

Total Offensive Plays

1. 89 SMU vs. South Florida (11/19/16)
1. 89 SMU vs. Central Florida (11/4/17)
3. 87 SMU at Tulsa (10/7/16)
4. 86 SMU vs. Arkansas State (09/23/17)
5. 85 SMU at Houston (10/7/17)
6. 83 SMU vs. Navy (11/26/16)
7. 82 SMU at Baylor (09/10/16)
8. 81 SMU at Cincinnati (10/21/17)

Rushing Attempts

1. 54 SMU vs. Baylor (09/4/15)
1. 54 SMU vs. Arkansas State (09/23/17)
3. 53 SMU vs. North Texas (09/12/15)
4. 48 SMU vs. Stephen F. Austin (09/2/17)
4. 48 SMU at TCU (09/19/15)
6. 47 (4x) last SMU vs. Liberty (09/17/16)

Rushing Yards

1. 323 SMU vs. Tulane (11/21/15)
2. 311 SMU vs. Arkansas State (09/23/17)
3. 286 SMU vs. Liberty (09/17/16)
4. 273 SMU vs. North Texas (09/12/15)
5. 272 SMU at North Texas (09/3/16)
6. 259 SMU at Memphis (11/18/17)
7. 243 SMU vs. Stephen F. Austin (09/2/17)
8. 240 SMU at East Carolina (11/12/16)

Rushing Touchdowns

1. 6 SMU vs. Tulane (11/21/15)
2. 5 SMU vs. James Madison (09/26/15)
3. 4 SMU vs. Arkansas State (09/23/17)
4. 3 (6x) last SMU vs. UCONN (09/30/17)

Pass Completions

1. 41 SMU at Houston (10/7/17)
2. 31 SMU vs. Navy (11/26/16)
3. 29 SMU at Tulsa (10/7/16)
4. 27 SMU vs. UCONN (9/30/17)
5. 27 SMU vs. Central Florida (11/4/17)
6. 26 SMU at Cincinnati (10/21/17)
7. 26 SMU at South Florida (11/16/16)
8. 24 SMU vs. Tulane (11/25/17)

Pass Attempts

1. 59 SMU at Houston (10/7/17)
2. 52 SMU at Tulsa (10/7/16)
2. 52 SMU vs. Central Florida (11/04/17)
4. 46 SMU vs. Tulsa (10/31/15)
4. 46 SMU vs. Navy (11/26/16)
6. 44 SMU at Temple (10/1/16)
6. 44 SMU at Baylor (9/10/16)
8. 42 SMU vs. South Florida (11/19/16)

Passing Yards

1. 423 SMU vs. South Florida (11/19/16)
2. 397 SMU at Houston (10/7/17)
3. 394 SMU vs. North Texas (9/9/17)
4. 375 SMU vs. Tulane (11/25/17)
5. 366 SMU vs. Tulsa (10/27/17)
6. 339 SMU at TCU (9/16/17)
7. 331 SMU vs. Navy (11/26/16)
8. 330 SMU at TCU (9/19/15)

Passing Touchdowns

1. 5 SMU vs. North Texas (9/9/17)
2. 4 (5x) last SMU vs. UCONN (9/30/17)

First Downs

1. 31 SMU vs. Arkansas State (9/23/17)
2. 30 SMU vs. Houston (10/7/17)
3. 28 (3x) last vs. South Florida (11/19/16)
6. 27 (2x) last vs. North Texas (9/12/15)

DEFENSE: TEAM

Fewest Total Yards Allowed

1. 219 SMU vs. Stephen F. Austin (9/2/17)
2. 240 SMU vs. North Texas (9/12/15)
3. 280 SMU vs. Liberty (9/17/16)
4. 303 SMU vs. Houston (10/22/16)
5. 328 SMU vs. Tulane (11/21/15)
6. 352 SMU at South Florida (10/24/15)
7. 357 SMU vs. Louisiana Tech (12/20/17)
8. 368 SMU at Temple (10/1/16)

Fewest Rushing Yards Allowed

1. 62 SMU vs. Houston (10/22/16)
2. 69 SMU vs. North Texas (9/9/17)
3. 75 SMU vs. Stephen F. Austin (9/2/17)
4. 83 SMU at North Texas (9/3/16)
5. 97 SMU vs. Liberty (9/17/16)
6. 112 SMU vs. North Texas (9/12/15)
7. 137 SMU vs. TCU (9/23/16)
8. 141 SMU vs. Louisiana Tech (12/20/17)

Fewest Passing Yards Allowed

1. 0 SMU at Navy (11/11/17)
2. 81 SMU at Navy (11/14/15)
3. 97 SMU at South Florida (10/24/15)
4. 104 SMU vs. Navy (11/23/16)
5. 124 SMU at Temple (10/1/16)
6. 128 SMU vs. North Texas (9/12/15)
6. 128 SMU vs. Tulane (11/21/15)
8. 144 SMU vs. Stephen F. Austin (9/2/17)

Fewest First Downs Allowed

1. 13 SMU vs. Houston (10/22/16)
2. 15 SMU vs. Stephen F. Austin (9/2/17)
2. 15 SMU at South Florida (10/24/15)
4. 16 SMU vs. Liberty (9/17/16)
4. 16 SMU vs. South Florida (11/19/16)
6. 17 (3x) last SMU at Temple (10/1/16)

Fewest Points Allowed

1. 13 SMU vs. North Texas (9/12/15)
2. 14 SMU vs. Stephen F. Austin (9/2/17)
2. 14 SMU vs. Liberty (9/17/16)
4. 16 SMU vs. Houston (10/22/16)
5. 21 (3x) last SMU vs. Arkansas State (9/23/17)

Sacks

1. 8 SMU vs. UCONN (9/30/17)
2. 7 SMU vs. Houston (10/22/16)
3. 5 SMU at North Texas (9/3/16)
3. 5 SMU vs. North Texas (9/9/17)
5. 4 SMU at Tulsa (10/7/16)
6. 3 (5x) last SMU vs. Tulane (11/25/17)

Tackles For Loss

1. 13 SMU vs. UCONN (9/30/17)
2. 11 SMU at South Florida (10/24/15)
3. 10 SMU at Houston (10/22/16)
3. 10 SMU vs. Memphis (11/5/16)
5. 9 SMU at TCU (9/16/17)
6. 8 (3x) last SMU vs. Stephen F. Austin (9/2/17)

Turnovers Forced

1. 5 SMU at East Carolina (11/12/16)
2. 4 SMU vs. North Texas (9/12/15)
2. 4 SMU vs. Liberty (9/17/16)
4. 3 (7x) last SMU vs. Central Florida (11/4/17)

OFFENSE: INDIVIDUAL

Pass Completions

41 Ben Hicks vs. Houston (10/7/17)

Pass Attempts

58 Ben Hicks vs. Houston (10/7/17)

Pass Completion % (Min. 10 attempts)

100.0 Rafe Peavey vs. Stephen F. Austin (9/2/17)

Passing Yards

397 Ben Hicks vs. Houston (10/7/17)

Passing Touchdowns

4 Ben Hicks vs. Tulane (11/25/17)
Ben Hicks vs. Memphis (11/18/17)
Ben Hicks vs. Navy (11/11/17)
Ben Hicks vs. UConn (9/30/17)
Ben Hicks vs. North Texas (9/9/17)

Passing Interceptions

3 Ben Hicks vs. Baylor (9/10/17)

Passer Rating (Min. 10 attempts)

518 Rafe Peavey vs. Stephen F. Austin (9/2/17)

Rush Attempts

29 Braeden West vs. South Florida (11/19/16)

Rushing Yards

220 Braeden West vs. Liberty (9/17/16)

Rushing Touchdowns

3 Xavier Jones at Tulane (11/21/15)

Receptions

17 Trey Quinn at Cincinnati (10/21/17)
Trey Quinn at Houston (10/7/17)

Receiving Yards

252 Courtland Sutton vs. South Florida (11/19/16)

Receiving Touchdowns

3 Courtland Sutton at North Texas (9/3/17)

Total Touchdowns

4 Courtland Sutton vs. North Texas (9/9/17)

DEFENSE: INDIVIDUAL

Solo Tackles

12 Mikial Onu vs. Tulsa (10/27/17)
Jonathan Yenga vs. James Madison (9/26/15)

Total Tackles

14 Mikial Onu vs. Tulsa (10/27/17)
Jonathan Yenga vs. James Madison (9/26/15)

Tackles For Loss

4 Justin Lawler vs. Memphis (11/5/17)
Kyrán Mitchell vs. UConn (9/30/17)
Justin Lawler vs. UConn (9/30/17)
Justin Lawler at North Texas (9/3/16)

Sacks

4.0 Justin Lawler vs. UConn (9/30/17)

Interceptions

2 Horace Richardson at East Carolina (11/12/16)
Jordan Wyatt vs. Liberty (9/17/16)
Horace Richardson at North Texas (9/3/16)

Pick Sixes

2 Horace Richardson at East Carolina (11/12/16)

Fumbles Recovered

1 22 times

Scoop and Scores

1 Jordan Wyatt vs. Stephen F. Austin (9/2/17)

Fumbles Forced

2 Andrew McCleneghen vs. North Texas (9/12/15)

SPECIAL TEAMS: INDIVIDUAL

Extra Points Made

7 Josh Williams vs. UConn (9/30/17)
Josh Williams vs. North Texas (9/9/17)
Josh Williams vs. Stephen F. Austin (9/2/17)
Chad Hedlund vs. Tulane (11/12/15)

Field Goals Made

4 Josh Williams at Tulsa (10/7/16)

Points Kicking

16 Josh Williams at Tulsa (10/7/16)

Punt Yards

406 Jaime Sackville at Tulsa (10/7/16)

Yards Per Punt

50 Jamie Sackville at Houston (10/7/17)

Kick Return Yards

180 Braeden West vs. Temple (11/6/15)

Punt Return Yards

24 Braeden West vs. North Texas (9/12/15)

Kick Return Touchdown

1 Braeden West vs. Temple (11/6/15)

GAME 1 EASTERN ILLINOIS

300-YARD PASSING GAMES

Total: 9

397 Ben Hicks at Houston (10/7/17)
 380 Ben Hicks vs. South Florida (11/19/16)
 375 Ben Hicks vs. Tulane (11/25/17)
 338 Ben Hicks vs. Tulsa (10/27/17)
 334 Matt Davis at TCU (9/19/15)
 331 Ben Hicks vs. Navy (11/26/16)
 312 Ben Hicks vs. North Texas (9/9/17)
 305 Ben Hicks at TCU (9/16/17)
 302 Ben Hicks at Tulane (10/29/16)

100-YARD RUSHING GAMES

Total: 18

220 Braeden West vs. Liberty (9/17/16)
 177 Xavier Jones at Memphis (11/18/17)
 156 Matt Davis vs. Tulane (11/21/15)
 146 Xavier Jones vs. Arkansas State (9/23/17)
 126 Braeden West at Tulsa (10/7/16)
 125 Matt Davis vs. North Texas (9/12/15)
 120 Braeden West vs. South Florida (11/19/16)
 119 Braeden West at Tulane (10/29/16)
 117 Xavier Jones at North Texas (9/3/16)
 117 Xavier Jones vs. Tulane (11/21/15)
 115 Braeden West vs. Houston (10/22/16)
 115 Matt Davis vs. Baylor (9/4/15)
 111 Ke'Mon Freeman at East Carolina (11/12/16)
 111 Xavier Jones at Navy (11/11/17)
 110 Matt Davis at North Texas (9/3/16)
 104 Braeden West at East Carolina (11/12/16)
 102 Matt Davis vs. Temple (11/6/15)
 100 Xavier Jones at Houston (10/7/17)

MULTIPLE 100-YARD RUSHERS

Total: 3 (Order by date)

111 Ke'Mon Freeman at East Carolina (11/12/16)
 104 Braeden West
 117 Xavier Jones at North Texas (9/3/16)
 110 Matt Davis
 156 Matt Davis vs. Tulane (11/21/15)
 117 Xavier Jones

100-YARD RECEIVING GAMES

Total: 24

252 Courtland Sutton vs. South Florida (11/19/16)
 186 Trey Quinn at Cincinnati (10/21/17)
 173 James Proche vs. UCF (11/4/17)
 166 Courtland Sutton at East Carolina (11/12/16)
 165 Courtland Sutton vs. Tulsa (10/31/15)
 164 James Proche at Tulane (10/29/16)
 163 Courtland Sutton vs. North Texas (9/9/17)
 162 Courtland Sutton at North Texas (9/3/16)
 160 Courtland Sutton at Houston (10/7/17)
 156 Trey Quinn at Houston (10/7/17)
 139 Trey Quinn vs. Tulane (11/25/17)
 137 Courtland Sutton vs. James Madison (9/26/15)
 136 Courtland Sutton vs. Tulsa (10/27/17)
 131 James Proche vs. Arkansas State (9/23/17)
 123 Courtland Sutton at Navy (11/11/17)
 123 James Proche vs. Tulsa (10/27/17)
 116 Trey Quinn vs. UConn (9/30/17)
 116 Trey Quinn at TCU (9/16/17)
 115 Courtland Sutton at TCU (9/19/15)
 113 Courtland Sutton vs. TCU (9/23/16)
 112 Courtland Sutton vs. UConn (9/30/17)
 112 Courtland Sutton at Baylor (9/10/16)
 107 Courtland Sutton vs. Tulane (11/25/17)
 101 Trey Quinn vs. Tulsa (10/27/17)

MULTIPLE 100-YARD RECEIVERS

Total: 4 (Order by date)

139, Trey Quinn vs. Tulane (11/25/17)
 107, Courtland Sutton
 136, Courtland Sutton vs. Tulsa (10/27/17)
 123, James Proche
 101, Trey Quinn
 160, Courtland Sutton at Houston (10/7/17)
 156, Trey Quinn
 116, Trey Quinn vs. UConn (9/30/17)
 112, Courtland Sutton

100-YARD RUSHER & RECEIVER

Total: 6

111, Xavier Jones (rush) at Navy (11/11/17)
 123, Courtland Sutton (rec)
 146, Xavier Jones (rush) vs. Arkansas State (9/23/17)
 131, James Proche (rec)
 120, Braeden West (rush) vs. South Florida (11/19/16)
 252, Courtland Sutton (rec)
 111, Ke'Mon Freeman (rush) at East Carolina (11/12/16)
 104, Braeden West (rush)
 166, Courtland Sutton (rec)
 119, Braeden West (rush) at Tulane (10/29/16)
 164, James Proche (rec)
 117, Xavier Jones (rush) at North Texas (9/3/16)
 110, Matt Davis (rush)
 162, Courtland Sutton (rec)

300-YARD PASSER / 100-YARD RUSHER

Total: 3

397, Ben Hicks (pass) at Houston (10/7/17)
 160, Courtland Sutton (rush)
 156, Trey Quinn (rush)
 380, Ben Hicks (pass) vs. South Florida (11/19/16)
 120, Braeden West (rush)
 302, Ben Hicks at Tulane (10/29/16)
 119, Braeden West (rush)

300 / 100 / 100

Total: 2

380, Ben Hicks (pass) vs. South Florida (11/19/16)
 120, Braeden West (rush)
 252, Courtland Sutton (rec)
 302, Ben Hicks at Tulane (10/29/16)
 119, Braeden West (rush)
 164, James Proche (rec)

DEPTH CHART

OFFENSE

WR (9)	16	LaMichael Pettway	Jr. // 6-2 // 219
	14	Chase Harrell	Jr. // 6-4 // 215
TE (3)	44	Austin Cantrell	Jr. // 6-3 // 263
	18	Jeremy Patton	Sr. // 6-5 // 253
LT	57	Shane Clenin	R-Fr. // 6-6 // 302
	73	Noah Gatlin	Fr. // 6-7 // 293
LG	68	Kirby Adcock	R-Fr. // 6-5 // 280
	54	Austin Capps	Jr. // 6-4 // 311
C	51	Hjalte Froholdt	Sr. // 6-5 // 315
	69	Dylan Hays	So. // 6-3 // 294
RG	62	Johnny Gibson	Sr. // 6-4 // 319
	66	Ty Clary	So. // 6-4 // 288
RT	60	Brian Wallace	Sr. // 6-6 // 320
	78	Dalton Wagner	R-Fr. // 6-9 // 302
QB	15	Cole Kelley	So. // 6-7 // 258
	4	Ty Storey	Jr. // 6-2 // 215
	11	Daulton Hyatt	R-Fr. // 6-4 // 196
-OR-	13	Connor Noland	Fr. // 6-2 // 207
-OR-	9	John Stephen Jones	Fr. // 5-11 // 194
RB (4)	21	Devwah Whaley	Jr. // 5-11 // 209
	2	Chase Hayden	So. // 5-10 // 200
WR (5)	1	Jared Cornelius	Sr. // 5-11 // 203
	9	De'Vion Warren	So. // 5-10 // 180
WR (2)	7	Jonathan Nance	Sr. // 6-0 // 190
	13	Deon Stewart	Jr. // 5-11 // 161

DEFENSE

DE	91	Michael Taylor	Sr. // 6-2 // 248
	5	Dorian Gerald	Jr. // 6-3 // 260
DT	3	McTelvin Agim	Jr. // 6-3 // 279
-OR-	90	Armon Watts	Sr. // 6-5 // 298
	7	Briston Guidry	So. // 6-2 // 292
DT	52	TJ Smith	Jr. // 6-3 // 304
	42	Jonathan Marshall	So. // 6-3 // 301
DE	10	Randy Ramsey	Sr. // 6-4 // 236
	6	Gabe Richardson	Jr. // 6-3 // 240
SAM	27	Hayden Henry	So. // 6-2 // 222
	22	Deon Edwards	So. // 6-1 // 212
MIKE	8	De'Jon Harris	Jr. // 6-0 // 244
	31	Grant Morgan	So. // 5-11 // 220
WILL	23	Dre Greenlaw	Sr. // 6-0 // 227
	16	Bumper Pool	Fr. // 6-2 // 223
-OR-	33	Dee Walker	So. // 6-2 // 216
CB	11	Ryan Pulley	Jr. // 5-11 // 198
	24	Jarques McLellion	R-Fr. // 6-0 // 173
SS	2	Kamren Curl	So. // 6-2 // 201
	18	Myles Mason	Fr. // 6-2 // 208
FS	9	Santos Ramirez	Sr. // 6-2 // 204
	17	Joe Foucha	Fr. // 5-11 // 198
CB	1	Chevin Calloway	So. // 5-10 // 190
	14	Britto Tutt	Jr. // 6-1 // 180

SPECIAL TEAMS

K	19	Connor Limpert	Jr. // 6-1 // 175	H	18	Jack Lindsey	So. // 6-2 // 195
	80	Preston Stafford	Fr. // 6-0 // 180		18	Blake Johnson	Jr. // 6-1 // 182
P	18	Blake Johnson	Jr. // 6-1 // 182	KR	9	De'Vion Warren	So. // 5-10 // 180
	28	Reid Bauer	Fr. // 5-11 // 198		82	Gary Cross	Sr. // 6-1 // 188
SN	48	Jordan Silver	R-Fr. // 6-1 // 217	PR	1	Jared Cornelius	Sr. // 5-11 // 203
LS	43	George Madden	Jr. // 6-1 // 212				

GAME 1 EASTERN ILLINOIS

GAME-BY-GAME OFFENSIVE STARTERS

Opponent	LT	LG	C	RG	RT	TE	TE/WR/FB	QB	RB	WR	WR
Florida A&M	C. Jackson	H. Froholdt	F. Ragnow	T. Clary	J. Gibson	A. Cantrell	Ke. Jackson (FB)	A. Allen	D. Whaley	D. Stewart	L. Pettway
TCU	C. Jackson	H. Froholdt	F. Ragnow	T. Clary	J. Gibson	A. Cantrell	D. Stewart (WR)	A. Allen	D. Whaley	J. Cornelius	J. Jones
vs. Texas A&M	C. Jackson	H. Froholdt	F. Ragnow	T. Clary	J. Gibson	A. Cantrell/C. O'Grady	Ke. Jackson (FB)	A. Allen	D. Williams	J. Cornelius	--
New Mexico State	C. Jackson	H. Froholdt	F. Ragnow	T. Clary	J. Gibson	A. Cantrell	Ke. Jackson (FB)	A. Allen	D. Whaley	J. Jones	J. Nance
at South Carolina	C. Jackson	H. Froholdt	F. Ragnow	J. Gibson	P. Ramirez	A. Cantrell	J. Patton (TE)	A. Allen	D. Whaley	J. Jones	J. Nance
at Alabama	J. Gibson	H. Froholdt	Z. Rogers	F. Ragnow	B. Wallace	A. Cantrell/J. Kraus	Ke. Jackson (FB)	C. Kelley	D. Whaley	--	J. Nance
Auburn	P. Ramirez	H. Froholdt	F. Ragnow	J. Gibson	B. Wallace	J. Patton	D. Stewart (WR)	C. Kelley	D. Whaley	J. Jones	J. Nance
at Ole Miss	C. Jackson	H. Froholdt	Z. Rogers	J. Gibson	B. Wallace	A. Cantrell	J. Patton (TE)	C. Kelley	D. Whaley	D. Stewart	J. Nance
Coastal Carolina	C. Jackson	H. Froholdt	Z. Rogers	J. Gibson	B. Wallace	J. Patton	Ke. Jackson (FB)	C. Kelley	D. Whaley	L. Pettway	B. Martin
at LSU	C. Jackson	H. Froholdt	Z. Rogers	J. Gibson	B. Wallace	J. Patton	A. Cantrell (TE)	A. Allen	D. Whaley	D. Stewart	J. Nance
Mississippi State	C. Jackson	H. Froholdt	Z. Rogers	J. Gibson	B. Wallace	J. Patton	A. Cantrell (TE)	A. Allen	D. Whaley	D. Stewart	J. Jones
Missouri	C. Jackson	H. Froholdt	J. Raulerson	J. Gibson	B. Wallace	A. Cantrell	B. Martin (WR)	A. Allen	D. Whaley	L. Pettway	J. Jones

GAME-BY-GAME DEFENSIVE STARTERS

Opponent	DE	NT	DE	RAZOR	MLB	WLB	HOG	CB	FS	SS	CB	CB
Florida A&M	M. Agim	B. Jackson	T. Smith	R. Ramsey	D. Harris	D. Greenlaw	--	R. Pulley	J. Liddell	S. Ramirez	H. Toliver	K. Richardson
TCU	M. Agim	B. Jackson	T. Smith	R. Ramsey	D. Harris	D. Greenlaw	--	K. Curl	J. Liddell	S. Ramirez	H. Toliver	K. Richardson
vs. Texas A&M	M. Agim	B. Jackson	T. Smith	R. Ramsey	D. Harris	D. Greenlaw	D. Eugene	K. Curl	J. Liddell	S. Ramirez	H. Toliver	--
New Mexico State	M. Agim	B. Jackson	T. Smith	--	D. Harris	D. Greenlaw	D. Eugene	K. Curl	J. Liddell	S. Ramirez	H. Toliver	K. Richardson
at South Carolina	M. Agim	B. Jackson	T. Smith	--	D. Harris	D. Greenlaw	D. Eugene	K. Curl	J. Liddell	S. Ramirez	H. Toliver	K. Richardson
at Alabama	M. Agim	B. Jackson	T. Smith	--	D. Harris	D. Greenlaw	D. Eugene	K. Curl	J. Liddell	S. Ramirez	H. Toliver	K. Richardson
Auburn	M. Agim	B. Jackson	T. Smith	--	D. Harris	D. Greenlaw	D. Eugene	K. Curl	J. Liddell	S. Ramirez	H. Toliver	K. Richardson
at Ole Miss	J. Hall	B. Jackson	T. Smith	R. Ramsey	D. Harris	D. Greenlaw	D. Eugene	K. Curl	J. Liddell	S. Ramirez	H. Toliver	--
Coastal Carolina	M. Agim	B. Jackson	T. Smith	R. Ramsey	D. Harris	D. Greenlaw	--	K. Curl	J. Liddell	S. Ramirez	H. Toliver	K. Richardson
at LSU	M. Agim	B. Jackson	T. Smith	R. Ramsey	D. Harris	D. Greenlaw	D. Eugene	K. Curl	J. Liddell	S. Ramirez	H. Toliver	--
Mississippi State	M. Agim	B. Jackson	T. Smith	R. Ramsey	D. Harris	D. Greenlaw	--	K. Curl	J. Liddell	S. Ramirez	H. Toliver	K. Richardson
Missouri	M. Agim	B. Jackson	T. Smith	R. Ramsey	D. Harris	D. Greenlaw	--	K. Curl	J. Liddell	S. Ramirez	H. Toliver	K. Richardson

CAREER STARTS

OFFENSE	2017	2016	2015	2014	TOT	CONS	DEFENSE	2017	2016	2015	2014	TOT	CONS
Hjalte Froholdt, OL, Sr.	12	13	-	-	25	25	Dre Greenlaw, LB, Sr.	12	7	11	-	30	13
Johnny Gibson, OL, Sr.	12	5	-	-	17	15	Santos Ramirez, DB, Sr.	12	7	3	-	22	12
Brian Wallace, OL, Sr.	7	10	-	-	17	7	McTelvin Agim, DL, Jr.	11	5	-	-	16	4
Austin Cantrell, TE, Jr.	10	5	-	-	14	3	Kevin Richardson, DB, Sr.	9	1	5	-	15	2
Colton Jackson, OL, Jr.	10	3	-	-	13	5	Ryan Pulley, DB, Jr.	1	12	1	-	14	-
Jared Cornelius, WR, Sr.	2	4	6	-	12	-	De'Jon Harris, LB, Jr.	12	-	-	-	12	12
Devwah Whaley, RB, Jr.	10	-	-	-	10	9	T.J. Smith, DL, Jr.	12	-	-	-	12	12
Kendrick Jackson, FB, Sr.	5	2	1	-	8	-	Kamren Curl, DB, So.	11	-	-	-	11	11
Hayden Johnson, FB/TE, Jr.	-	7	-	-	7	-	Randy Ramsey, LB, Sr.	8	3	-	-	11	5
Jordan Jones, WR, So.	6	-	-	-	6	2							
Jonathan Nance, WR, Sr.	6	-	-	-	6	-							
Jeremy Patton, TE, Sr.	6	-	-	-	6	-							
Deon Stewart, WR, Jr.	5	-	-	-	5	1							
Ty Clary, OL, So.	4	-	-	-	4	-							
Cole Kelley, QB, So.	4	-	-	-	4	-							
La'Michael Pettway, WR, Jr.	3	-	-	-	3	1							
Cheyenne O'Grady, TE, Jr.	1	-	-	-	1	-							

EXPERIENCE ANALYSIS

The chart below shows Arkansas' offensive and defensive starting lineups over the last five years with numbers representing total starts by classes and percentages of total starts for the entire season.

Season	G	SR	JR	SO	FR	UpperCl%
2017	12 (4-8)	66 (25.0%)	108 (40.1%)	65 (24.6%)	25 (9.5%)	174 (65.9%)
2016	13 (7-6)	114 (39.9%)	82 (28.7%)	70 (24.5%)	20 (6.9%)	196 (68.5%)
2015	13 (8-5)	67 (23.4%)	143 (50.0%)	58 (20.3%)	18 (6.3%)	210 (73.4%)
2014	13 (7-6)	92 (32.2%)	72 (25.2%)	89 (31.1%)	33 (11.5%)	164 (57.3%)
2013	12 (3-9)	107 (40.5%)	59 (22.3%)	57 (21.6%)	41 (15.5%)	166 (66.7%)

GAME 1 EASTERN ILLINOIS

GAME-BY-GAME BREAKDOWN

GAME	FINAL SCORE	SCORE BY QUARTER					FIRST DOWNS				RUSHING			PASSING			OFFENSE		PUNTING	FUMBLES	PENALTY	THIRD	TOTAL
		1	2	3	4	OT	RU	PA	PN	TOT	ATT	YDS	TD	C-A-I	YDS	TD	ATT	YDS	NO-AVG	NO-LOST	NO-YDS	DOWN	TOP
Florida A&M	7	0	0	0	7	-	6	3	0	9	31	80	0	14-29-0	95	1	60	175	8-39.0	1-1	7-55	3-16	25:30
Arkansas	49	7	14	14	14	-	16	9	1	26	45	236	4	16-22-1	179	2	67	415	2-38.0	0-0	2-20	7-10	34:30
TCU	28	7	7	0	14	-	15	8	1	24	42	195	4	21-31-1	166	0	73	361	4-31.0	3-1	6-60	10-14	33:52
Arkansas	7	7	0	0	0	-	5	6	2	13	31	129	0	9-23-0	138	1	54	267	6-35.5	2-1	5-49	4-14	26:08
Texas A&M	50	7	10	7	19	7	11	7	2	20	42	285	3	14-27-1	216	2	69	501	4-42.5	0-0	6-36	6-15	27:43
Arkansas	43	7	14	7	15	0	12	8	1	21	45	226	3	13-27-1	231	3	75	457	7-43.9	0-0	9-69	5-13	32:17
NMSU	24	0	10	7	7	-	2	15	1	18	14	11	1	23-38-1	264	2	52	355	4-40.5	2-1	6-26	5-9	18:25
Arkansas	42	14	14	7	7	-	13	13	3	29	51	230	3	19-26-1	344	3	77	494	1-29.0	2-0	3-35	9-13	41:35
Arkansas	22	3	7	0	12	-	7	11	1	19	32	106	1	20-37-2	224	2	69	330	5-35.0	2-2	4-25	6-14	30:25
South Carolina	48	3	14	17	14	-	9	9	1	19	36	159	0	16-31-0	199	3	67	358	2-49.5	1-0	3-25	4-13	29:35
Arkansas	9	0	0	3	6	-	3	9	3	15	29	27	0	23-43-1	200	1	72	227	8-38.4	2-0	5-25	5-18	29:33
Alabama	41	17	7	7	10	-	14	9	0	23	43	308	4	13-21-1	188	1	64	496	3-43.7	3-1	6-66	5-11	30:27
Auburn	52	10	7	28	7	-	17	8	1	26	47	345	5	21-30-1	284	2	77	629	2-36.5	1-1	3-25	9-15	31:10
Arkansas	20	3	3	7	7	-	10	7	2	19	42	171	1	15-26-0	163	0	68	334	6-45.0	4-3	7-50	5-16	28:50
Arkansas	38	7	14	7	10	-	15	10	2	27	53	260	1	19-30-1	189	3	83	449	3-37.6	1-1	1-10	12-19	40:27
Ole Miss	37	21	10	0	6	-	8	14	0	22	29	198	4	20-30-1	368	0	59	566	2-44	2-2	3-27	4-9	19:33
CCU	38	7	7	17	7	-	8	10	3	21	38	131	1	15-28-0	228	3	66	359	4-45.0	2-0	6-55	8-15	31:02
Arkansas	39	7	10	8	14	-	13	8	0	21	35	259	4	16-25-0	264	1	60	523	3-32.3	3-1	5-52	3-9	28:58
Arkansas	10	0	7	3	0	-	6	10	1	17	34	142	1	16-33-1	176	0	67	318	7-34.9	2-0	5-59	5-15	31:06
LSU	33	7	0	12	14	-	11	9	1	21	39	198	3	11-16-0	217	2	55	415	4-39.5	1-0	5-40	5-10	28:54
Mississippi St.	28	0	14	0	14	-	13	6	0	19	48	195	2	12-23-0	153	2	71	348	5-38.0	4-2	4-47	8-17	33:31
Arkansas	21	14	0	7	0	-	3	7	2	12	34	97	2	12-18-0	124	2	52	221	6-36.5	3-1	4-35	3-11	26:29
Missouri	48	7	24	0	17	-	14	17	4	35	60	248	1	20-42-2	448	5	102	696	4-38.8	0-0	10-77	10-18	33:21
Arkansas	45	21	7	7	10	-	7	10	2	19	31	133	4	14-30-1	313	2	61	446	5-38.6	0-0	8-76	5-13	26:39

GAME 1 EASTERN ILLINOIS

2017 ARKANSAS INDIVIDUAL SEASON-HIGHS

Rush Attempts	19	Devwah Whaley vs. New Mexico State
Yards Rushing	120	Chase Hayden vs. Florida A&M
TD Rushes	2 (4x)	last vs. David Williams vs. Missouri
Long Rush	88	T.J. Hammonds vs. Coastal Carolina
Pass Attempts	42	Cole Kelley at Alabama
Pass Completions	23	Cole Kelley at Alabama
Yards Passing	313	Austin Allen vs. Missouri
TD Passes	3	Cole Kelley at Ole Miss
Long Pass	65	Austin Allen to Jordan Jones vs. Missouri
Receptions	8	Jonathan Nance at South Carolina
Yards Receiving	122	Jordan Jones vs. Missouri
TD Receptions	2	Jonathan Nance vs. New Mexico State
Long Reception	65	Jordan Jones vs. Missouri
Field Goals	2	Connor Limpert vs. Auburn
Long Field Goal	48	Connor Limpert at South Carolina
Punts	8	Blake Johnson at Alabama
Punting Avg.	45.0	Blake Johnson vs Auburn
Long Punt	60	Blake Johnson vs Auburn
Punts Inside 20	3	Blake Johnson at Alabama
Long Punt Return	33	Henre' Toliver vs Missouri
Long Kickoff Return	100	De'Vion Warren vs Auburn
Tackles	17	Dre Greenlaw vs TCU
Sacks	1.0 (17x)	last Dre Greenlaw vs Missouri
Tackles For Loss	2.5	McTelvin Agim vs Mississippi State
Interceptions	2	Henre' Toliver vs Missouri

2017 ARKANSAS TEAM GAME-HIGHS

Rushes	53	at Ole Miss
Yards Rushing	260	at Ole Miss
Yards Per Rush	7.4	vs Coastal Carolina
TD Rushes	4 (3x)	last vs Missouri
Pass Attempts	43	at Alabama
Pass completions	23	at Alabama
Yards Passing	313	vs Missouri
Yards Per Pass	10.6	vs Coastal Carolina
TD Passes	3 (3x)	last at Ole Miss
Total Plays	83	at Ole Miss
Total Offense	523	vs Coastal Carolina
Yards Per Play	8.7	vs Coastal Carolina
Points	49	vs Florida A&M
Sacks By	3 (2x)	last vs Missouri
First Downs	29	vs New Mexico State
Penalties	9	vs Texas A&M
Penalty Yards	76	vs Missouri
Turnovers	4	at South Carolina
Interceptions By	2	vs Missouri
Punts	8	at Alabama
Punting Avg	45.0	vs Auburn
Long Punt	60	vs Auburn
Punts inside 20	3	at Alabama

2017 ARKANSAS' LONGEST PLAYS

Rush	88	T.J. Hammonds vs. Coastal Carolina
Pass	65	Austin Allen to Jordan Jones vs Missouri
Field Goal	48	Connor Limpert at South Carolina
Punt	60	Blake Johnson vs Auburn
Punt Return	33	Henre' Toliver vs Missouri
Kickoff Return	100	De'Vion Warren vs Auburn
Interception Return	54	Josh Liddell at Ole Miss
Fumble Return	22	Kevin Richardson at Ole Miss

2017 OPPONENT INDIVIDUAL SEASON-HIGHS

Rushes	22	Nick Fitzgerald, vs Mississippi State
Yards Rushing	147	Derrius Guice, at LSU
TD Rushes	3 (2x)	last Derrius Guice, at LSU
Long Rush	79	Kellen Mond, vs Texas A&M
Pass Attempts	38	Tyler Rogers, vs New Mexico State
Pass completions	23	Tyler Rogers, vs New Mexico State
Yards Passing	368	Jordan Ta'amu, at Ole Miss
TD Passes	3	Jake Bentley, at South Carolina
Long Pass	81	K. Mond to Christian Kirk, vs Texas A&M
Receptions	9	Jaleel Scott, vs New Mexico State
Yards Receiving	174	Jaleel Scott, vs New Mexico State
TD Receptions	2 (2x)	last by DJ Chark, at LSU
Long Reception	81	Christian Kirk, vs Texas A&M
Field Goals	3 (2x)	Gary Wunderlich, at Ole Miss
Long Field Goal	39	A. Pappanastos, at Alabama
Punts	8	Chris Faddoul, vs Florida A&M
Punting Avg.	49.5	Joseph Charlton, at South Carolina
Long Punt	58	Joseph Charlton, at South Carolina
Punts Inside 20	3	Z.Von Rosenberg, at LSU
Long Punt Return	15	A.J. Brown, at Ole Miss
Long Kickoff Return	100	Christian Kirk, vs Texas A&M
Tackles	16	Ron Laforce, vs New Mexico State
Sacks	2.5	Montez Sweat, vs Mississippi State
Tackles for Loss	3.5	Rashaan Evans, at Alabama
Interceptions	1 (8x)	And. Williams, at LSU

2017 OPPONENT TEAM GAME-HIGHS

Rushes	48	vs Mississippi State
Yards Rushing	345	vs Auburn
Yards per Rush	7.3	vs Auburn
TD Rushes	5	vs Auburn
Pass Attempts	38	vs New Mexico State
Pass Completions	23	vs New Mexico State
Yards Passing	368	at Ole Miss
Yards per Pass Comp.	13.6	at LSU
TD Passes	3 (2x)	last vs Coastal Carolina
Total Plays	77	vs Auburn
Total Offense	629	vs Auburn
Yards per Play	9.6	at Ole Miss
Points	52	vs Auburn
Sacks By	6 (2x)	last vs Auburn
First Downs	26	vs Auburn
Penalties	7	vs Florida A&M
Penalty Yards	66	at Alabama
Turnovers	3	at Ole Miss
Interceptions By	2	at South Carolina
Punts	8	vs Florida A&M
Punting Avg.	49.5	at South Carolina
Long Punt	58	at South Carolina
Punts Inside 20	4	at LSU

2017 OPPONENT'S LONGEST PLAYS

Rush	79	Kellen Mond, Texas A&M
Pass	81	Kellen Mond to Christian Kirk, Texas A&M
Field Goal	39	A. Pappanastos, Alabama
Punt	58	Joseph Charlton, at South Carolina
Punt Return	15	A.J. Brown at Ole Miss
Kickoff Return	100	Christian Kirk, Texas A&M
Interception Return	45	Keisean Nixon, at Alabama
Fumble Return	73	T.J. Brunson, at South Carolina

THE LAST TIME ARKANSAS . . .

RUSHING

Had 500+ yards rushing vs. South Carolina, 2007 (542)
 Had 400+ yards rushing: at Texas Tech, 2014 (438)
 Had 400+ yards rushing in consecutive games at Texas Tech, 2014 (438)
 vs. Nicholls, 2014 (495)
 Had 300+ yards rushing: at Mississippi State, 2016 (357)
 Had 300+ yards rushing in consecutive games at Texas Tech, 2014 (438)
 vs. Nicholls, 2014 (495)
 Had 300+ yards rushing in three consecutive games at Alabama, 2007 (301)
 vs. Kentucky, 2007 (338)
 vs. North Texas, 2007 (446)
 Had 300+ yards rushing in four consecutive games vs. Troy, 2007 (350)
 at Alabama, 2007 (301)
 Kentucky, 2007 (338)
 vs. North Texas, 2007 (446)
 Had 250+ yards rushing: vs. Coastal Carolina, 2017 (259)
 Had 200+ yards rushing: vs. Coastal Carolina, 2017 (259)
 Had 200+ yards in consecutive games vs. Coastal Carolina, 2017 (259) and at Ole Miss, 2017 (265)
 Had 70+ rushing attempts: at Kentucky, 2003 (71)
 Had 60+ rushing attempts: at Texas Tech, 2014 (68)
 Had 50+ rushing attempts: at Ole Miss, 2017 (53)
 Had 7+ rushing TDs: at Texas Tech, 2014 (7)
 Had 6+ rushing TDs: vs. UT Martin, 2015 (6)
 Had 6+ rushing TDs in consecutive games vs. Nicholls, 2014 (6)
 at Texas Tech, 2014 (7)
 Had 5+ rushing TDs: at Mississippi State, 2016 (5)
 Had 5+ rushing TDs in consecutive games vs. Nicholls, 2014 (6)
 at Texas Tech, 2014 (7)
 Had 4+ rushing TDs: vs. Missouri, 2017 (4)
 Had 4+ rushing TDs in consecutive games vs. UT Martin, 2015 (6) and vs. Auburn, 2015 (4)
 Had 3+ rushing TDs: vs. Missouri, 2017 (4)
 Had 3+ rushing TDs in consecutive games vs. Texas A&M, 2017 (3) and vs. New Mexico State, 2017 (3)
 Had 3+ rushing TDs in three straight games at Texas Tech, 2014 (7)
 vs. NIU, 2014 (3)
 vs. Texas A&M, 2014 (3)
 Had 2+ players with 100 yards rushing: at Mississippi State, 2016 (Williams III - 205, Whaley - 112)
 Had 3+ players with 100 yards rushing: vs. North Texas, 2007 (McFadden - 138, Jones - 132, Barnett - 105)

PASSING

Had 500+ yards passing: vs. Texas A&M, 2011 (510)
 Had 400+ yards passing: vs. Alabama, 2016 (400)
 Had 300+ yards passing: vs. Missouri, 2017 (313)
 Had 200+ yards passing: vs. Missouri, 2017 (313)
 Had 50+ pass attempts vs. Toledo, 2015 (53)
 Had 40+ pass attempts: at Alabama, 2017 (42)
 Had 30+ pass attempts: at Ole Miss, 2017 (30)
 Had 30+ pass completions: vs. Mississippi State, 2015 (30)
 Had 25+ pass completions: vs. Alabama, 2016 (25)
 Had 20+ pass completions: at Alabama, 2017 (23)
 Had fewer than 10 pass completions vs. TCU, 2017 (9)
 Had 7+ passing TDs: vs. Mississippi State, 2015 (7)
 Had 6+ passing TDs: vs. Mississippi State, 2015 (7)
 Had 5+ passing TDs: vs. Mississippi State, 2015 (7)
 Had 4+ passing TDs: vs. Mississippi State, 2015 (4)
 Had 3+ passing TDs: at Ole Miss, 2017 (3)
 Had 4+ passes intercepted: vs. Alabama, 2008 (4)
 Had 3+ passes intercepted: vs. Virginia Tech, 2016 (3)

RECEIVING

Had two players with 100 yards receiving: at Ole Miss, 2015 (Morgan - 122, Reed - 105)
 Had 10+ different receivers catch a pass vs. Coastal Carolina, 2017 (11)
 Had 9+ different receivers catch a pass vs. Coastal Carolina, 2017 (11)
 Had 8+ different receivers catch a pass vs. Coastal Carolina, 2017 (11)
 Had multiple players catch 7+ passes in a game vs. Mississippi State, 2015 (2)
 (Morgan - 7 & Henry - 7)

COMBINATION OFFENSE

Had one 300-yard passer and one 100-yard rusher in a game: at Missouri, 2016
 (Allen - 346 pass & Williams III - 117 rush)
 Had one 300-yard passer and one 200-yard rusher in a game: at Mississippi State, 2016
 (Allen - 303 pass & Williams III - 205 rush)
 Had one 100-yard receiver and one 100-yard rusher in a game: at Missouri, 2016
 (Hatcher - 106 receiving & Williams III - 117 rush)
 Had one 100-yard receiver and one 100-yard rusher in consecutive games: at Missouri, 2016
 (Hatcher - 106 receiving & Williams III - 117 rush)
 Had one 200-yard rusher and one 100-yard receiver in a game: vs. South Carolina, 2006
 (McFadden - 219 rushing & Monk - 192 receiving)
 Had one 150-yard rusher and one 150-yard receiver in a game: vs. Texas A&M, 2015
 (Collins - 151 rushing & Morgan - 155 receiving)
 Had four different receivers catch a touchdown pass: at Mississippi State, 2015
 (Sprinkle - 3, Henry - 2, Morgan - 1, Cornelius - 1)
 Had two 100-yard rushers: at Mississippi State, 2015
 (Williams III - 205 & Whaley - 112)
 Had two 100-yard rushers in consecutive games: at Texas Tech, 2014 (Collins - 145 & Williams - 212)
 vs. Nicholls, 2014 (Collins - 143 & Williams - 131)

Had a 200-yard rusher and a 100-yard rusher in a game: at Mississippi State, 2015
 (Williams III - 205 & Whaley - 112)
 Had two 150-yard rushers in a game: vs. South Carolina, 2007
 (McFadden - 321 & Jones - 166)
 Had three 100-yard rushers in a game: vs. North Texas, 2007
 (McFadden - 138, Jones - 132 & Barnett - 105)
 Had two 100-yard receivers in a game: at Ole Miss, 2015
 (Morgan - 122 & Reed - 105)

TOTAL OFFENSE

Had 700+ yards total offense vs. North Texas, 2007 (713)
 Had 600+ yards total offense at Mississippi State, 2016 (663)
 Had 550+ yards total offense at Mississippi State, 2016 (663)
 Had 500+ yards total offense vs. Coastal Carolina, 2017 (523)
 Had 400+ yards total offense vs. Missouri, 2017 (446)
 Had 500+ yards total offense in consecutive games at Mississippi State, 2016 (661)
 at Missouri, 2016 (503)
 Had 85+ plays total offense at Missouri, 2017 (85)
 Had 80+ plays total offense at Ole Miss, 2017 (83)
 Had 75+ plays total offense at Ole Miss, 2017 (83)

SCORING

Scored 70+ points vs. Nicholls, 2014 (73)
 Scored 60+ points vs. UT Martin, 2015 (63)
 Scored 50+ points at Mississippi State, 2016 (58)
 Scored 40+ points vs. Missouri, 2017 (45)
 Scored 30+ points vs. Missouri, 2017 (45)
 Scored 40+ points in three consecutive games vs. Auburn, 2015 (54)
 vs. UT Martin, 2015 (63)
 Scored 30+ points in five consecutive games at Ole Miss, 2015 (53)
 vs. Auburn, 2015 (54)
 vs. UT Martin, 2015 (63)
 at Ole Miss, 2015 (53)
 at LSU, 2015 (31)
 vs. Mississippi State, 2015 (50)
 Scored 40+ points in a half vs. Nicholls, 2014 (56)
 Scored 30+ points in a half at Mississippi State, 2016 (38)
 Scored 35+ points in a quarter vs. Nicholls, 2014 (35)
 Scored 28+ points in a quarter vs. UT Martin, 2015 (28)
 Scored 50+ points in consecutive games at Ole Miss (53) & vs. UT Martin (63)
 Scored 50+ points in three consecutive games at Ole Miss (53) & vs. UT Martin (63)
 Scored 50+ points in consecutive SEC games vs. Auburn, 2015 (54)
 at Ole Miss, 2015 (53)
 Both teams combined for 100+ points at Mississippi State, 2015 (W, 58-42)
 Allowed 60+ points at Auburn, 2010 (65)
 Allowed 50+ points vs. Auburn, 2017 (52)
 Allowed 40+ points vs. Missouri, 2017 (48)
 Allowed 30+ points vs. Missouri, 2017 (48)
 Was held scoreless at Alabama, 2013 (52-0)
 Was held scoreless at Donald W. Reynolds Razorback Stadium vs. Alabama, 2012 (52-0)
 Was held scoreless on the road at Alabama, 2013 (52-0)
 Was held scoreless at a neutral site vs. Ole Miss, 1959 (28-0)
 Won a game without a rushing TD vs. Kansas State, 2011
 Won a game without a passing TD vs. Missouri, 2015
 Won a game in the last 25 seconds of regulation with a TD at Georgia, 2010
 Won a game in the last 25 seconds of regulation with a field goal at Ole Miss, 2017
 Held opponent scoreless vs. Ole Miss, 2014 (30-0)
 Held opponent scoreless at Donald W. Reynolds Razorback Stadium vs. Ole Miss, 2014 (30-0)
 Held opponent scoreless on the road at South Carolina, 2002 (23-0)
 Held opponent without a touchdown vs. Texas State, 2016 (42-3)
 Held opponent without an offensive touchdown vs. Florida, 2016 (31-0)
 Held two opponents scoreless in one season vs. LSU, 2014 (17-0)
 vs. Ole Miss, 2014 (30-0)
 Held three opponents scoreless in one season vs. Tulsa, 1982 (38-0)
 vs. TCU, 1982 (35-0)
 vs. Texas A&M, 1982 (35-0)
 Held an opponent scoreless in consecutive games vs. LSU, 2014 (17-0)
 vs. Ole Miss, 2014 (30-0)
 Held an SEC opponent scoreless vs. Ole Miss, 2014 (30-0)
 Held an SEC opponent scoreless in consecutive games vs. LSU, 2014 (17-0)
 vs. Ole Miss, 2014 (30-0)
 Held two SEC opponents scoreless in one season vs. LSU, 2014 (17-0)
 vs. Ole Miss, 2014 (30-0)
 Scored on the first offensive play of the game vs. Nicholls, 2014 (Hatcher - 82-yard rush)
 Scored on the first offensive series of the game at Coastal Carolina, 2017 (Whaley - 5-yard rush)
 Scored a two-point conversion passing vs. Coastal Carolina, 2017 (Cole Kelley to Jeremy Patton)
 Scored a two-point conversion rushing at Mississippi State, 2016 (Keon Hatcher rush)
 Had three players with 2 TDs in a game vs. Eastern Michigan, 2009 (Green - 2, Davis - 2 & Adams - 2)

DEFENSE

Held opponent to 10 or fewer first downs:	vs. Florida A&M, 2017 (9)
Held opponent to 0 or fewer yards rushing:	vs. Wisconsin, 2007 (-5)
Held opponent to 25 or fewer yards rushing:	vs. New Mexico State, 2017 (11)
Held opponent to 50 or fewer yards rushing:	vs. New Mexico State, 2017 (11)
Held opponent to 50 or fewer yards passing:	vs. Vanderbilt, 2010 (36)
Held opponent to 100 or fewer yards rushing:	vs. Florida A&M, 2017 (80)
Held opponent to 100 or fewer yards passing:	vs. Florida A&M, 2017 (95)
Held opponent to 200 or fewer yards total offense:	vs. Florida A&M, 2017 (175)
Held opponent to 250 or fewer yards total offense:	vs. Florida A&M, 2017 (175)
Held opponent to 300 or fewer yards total offense:	vs. Florida A&M, 2017 (175)
Intercepted 5+ passes:	vs. Florida International, 2007 (5)
Intercepted 4+ passes:	vs. Mississippi State, 2007 (4)
Intercepted 3+ passes:	vs. Ole Miss, 2014 (3)
Scored a safety:	vs. Toledo, 2015
Recorded 8+ sacks:	at Auburn, 2016 (8)
Recorded 6+ sacks:	vs. Nicholls, 2014 (6)
Recorded 5+ sacks:	at LSU, 2015 (5)
Recorded 4+ sacks:	vs. Virginia Tech, 2016 (4)

SPECIAL TEAMS

Returned a punt for a TD:	vs. Kansas State, 2011 (Adams - 51 yards)
Returned two punts for TDs:	vs. Missouri State, 2011 (Adams - 61 yards, 69 yards)
Returned a blocked punt for a TD:	vs. Eastern Michigan, 2009 (Armbrust - 1 yard)
Returned a kickoff for a TD:	vs. Auburn, 2017 (Warren - 100)
Returned a game-opening kickoff for a TD:	vs. Northern Illinois, 2014 (Marshall - 97)
Returned a season-opening kickoff for a TD:	vs. Missouri State, 2009 (D. Johnson - 91 yards)
Returned a blocked FG for a TD:	at Mississippi State, 2004 (Brown - 76 yards)
Blocked one punt:	at Alabama, 2015 (Sprinkle)
Punted 10+ times:	at Auburn, 2016 (10)
Did not punt:	vs. Alcorn State, 2016
Blocked a field goal:	vs. Alcorn State, 2016 (Dan Skipper)
Had a punt blocked:	vs. Toledo, 2015 (Zach Quinn)
Scored on a fake punt:	vs. Texas A&M, 2014 (Sam Irwin-Hill - 51 yard rush)
Scored on a fake field goal:	vs. UAB, 2014 (Sebastian Tretola 6 yard pass to Alan D'Appollonio)
Had a field goal blocked:	vs. Kansas State, 2015 (Marquel Bryant)
Blocked a PAT kick:	vs. Tulsa, 2012 (DeQuinta Jones)
Missed a kicking PAT:	at Alabama, 2017 (Connor Limpert)
Had a kicking PAT blocked:	vs. Georgia, 2014 (Ray Drew)

MISCELLANEOUS

Had 35+ first downs:	at Ole Miss, 2015 (35)
Had 30+ first downs:	vs. Kansas State, 2015 (30)
Had 20+ first downs:	vs. Coastal Carolina, 2017 (21)
Had 20+ passing first downs:	vs. Mississippi State, 2015 (21)
Had 20+ rushing first downs:	at Texas Tech, 2014 (24)
Had 15+ penalties:	vs. Air Force, 1975 (17)
Had 10+ penalties:	vs. Virginia Tech, 2016 (12)
Had 100+ yards in penalties:	vs. Texas A&M, 2011 (112)
Had 35 minutes+ of possession time:	at Ole Miss, 2017 (40:27)
Was involved in an overtime game:	vs. Texas A&M, 2017 (L, 50-43)
Defeated a ranked opponent:	vs. No. 10 Florida, 2016 (31-10)
Defeated a ranked opponent on the road:	at No. 15 TCU, 2016
Defeated ranked opponents in consecutive games:	at No. 18 Ole Miss, 2015 (53-52, OT) at No. 9 LSU, 2015 (31-14)
Won game on final offensive play:	at Ole Miss, 2017 (34-yard field goal)
Zero sacks allowed in a game:	vs. Coastal Carolina, 2017
Zero sacks allowed in consecutive games:	vs. Toledo, 2015
Zero sacks allowed in three consecutive games:	vs. Texas Tech, 2015
Zero sacks allowed in four consecutive games:	vs. UTEP, 2015
Zero sacks allowed in five consecutive games:	vs. Toledo, 2015
Came back from 15+ points down to win:	at Ole Miss, 2017 (down 24 - won 38-37)
Recorded more points than plays:	vs. UT Martin, 2015 (63 points, 56 plays)

AP POLL

As of Aug. 20, 2018

Rank	Team	Record	Points
1	Alabama(42)	0-0	1505
2	Clemson(18)	0-0	1476
3	Georgia	0-0	1350
4	Wisconsin(1)	0-0	1271
5	Ohio State	0-0	1256
6	Washington	0-0	1215
7	Oklahoma	0-0	1173
8	Miami	0-0	1027
9	Auburn	0-0	1013
10	Penn State	0-0	1012
11	Michigan State	0-0	877
12	Notre Dame	0-0	804
13	Stanford	0-0	778
14	Michigan	0-0	773
15	USC	0-0	543
16	TCU	0-0	533
17	West Virginia	0-0	511
18	Mississippi State	0-0	450
19	Florida State	0-0	384
20	Virginia Tech	0-0	351
21	UCF	0-0	312
22	Boise State	0-0	292
23	Texas	0-0	216
24	Oregon	0-0	148
25	LSU	0-0	106

Others receiving votes: South Carolina 96, Florida 68, Utah 60, Oklahoma State 51, Florida Atlantic 38, Arizona 28, NC State 22, Texas A&M 21, Boston College 18, Northwestern 13, Kansas State 10, Iowa State 8, Houston 6, Memphis 3, Iowa 2, Troy 2, Fresno State 1, Arkansas State 1, Kentucky 1

AMWAY COACHES POLL

As of Aug. 20, 2018

Rank	Team	Record	Points
1	Alabama(61)	0-0	1621
2	Clemson(3)	0-0	1547
3	Ohio State(1)	0-0	1458
4	Georgia	0-0	1452
5	Oklahoma	0-0	1288
6	Washington	0-0	1245
7	Wisconsin	0-0	1243
8	Miami	0-0	1091
9	Penn State	0-0	1050
10	Auburn	0-0	1004
11	Notre Dame	0-0	892
12	Michigan State	0-0	870
13	Stanford	0-0	768
14	Michigan	0-0	752
15	USC	0-0	691
16	TCU	0-0	530
17	Virginia Tech	0-0	524
18	Mississippi State	0-0	407
19	Florida State	0-0	328
20	West Virginia	0-0	310
21	Texas	0-0	265
22	Boise State	0-0	261
23	UCF	0-0	259
24	LSU	0-0	254
25	Oklahoma State	0-0	168

Others receiving votes: South Carolina 138, Florida 135, Oregon 105, Utah 81, Texas A&M 67, Northwestern 67, Kansas State 35, Florida Atlantic 27, Memphis 23, Boston College 23, NC State 22, Arkansas State 19, Troy 19, Appalachian State 16, San Diego State 15, Kentucky 8, Iowa State 8, Iowa 8, Washington State 7, South Florida 6, Duke 5, Fresno State 4, Louisville 3, Arizona 2, Houston 2, Army 1, Northern Illinois 1

THE LAST TIME AN ARKANSAS PLAYER . . .

RUSHING

Rushed 40+ times: DeCori Birmingham at Kentucky, 2003 (40)
 Rushed 35+ times: Michael Smith at Kentucky, 2008 (35)
 Rushed 30+ times: Alex Collins vs. Missouri, 2015 (30)
 Rushed 25+ times: Rawleigh Williams III at Missouri, 2016 (25)
 Rushed for 300+ yards: Darren McFadden vs. South Carolina, 2007 (321)
 Rushed for 250+ yards: Darren McFadden vs. South Carolina, 2007 (321)
 Rushed for 200+ yards: Rawleigh Williams III at Mississippi State, 2016 (205)
 Rushed for 175+ yards: Rawleigh Williams III at Mississippi State, 2016 (205)
 Rushed for 150+ yards: Rawleigh Williams III at Mississippi State, 2016 (205)
 Rushed for 125+ yards: Rawleigh Williams III at Mississippi State, 2016 (205)
 Rushed for 100+ yards: T.J. Hammonds vs. Coastal Carolina, 2017 (119)
 Rushed for 100+ yards as a true freshman in his first career game: . . . Chase Hayden vs. Florida A&M, 2017 (120)
 Rushed for 100+ yards (quarterback): Matt Jones vs. Ole Miss, 2004 (126)
 Rushed for 150+ yards in consecutive games: Alex Collins at Texas Tech, 2015 (170)
 vs. Texas A&M, 2015 (151)
 at Tennessee, 2015 (154)
 Rushed for 100+ yards in consecutive games: Rawleigh Williams III at Mississippi State, 2016 (205)
 at Missouri, 2016 (117)
 Rushed for 5+ touchdowns: Alex Collins vs. UT Martin, 2015 (5)
 Rushed for 4+ touchdowns: Rawleigh Williams III at Mississippi State, 2016 (4)
 Rushed for 3+ touchdowns: Rawleigh Williams III at Mississippi State, 2016 (4)
 Rushed for 3+ touchdowns (quarterback): Matt Jones vs. New Mexico State, 2003 (3)
 Rushed for 2+ touchdowns: David Williams vs. Missouri, 2017 (2)
 Had three players rush for touchdowns: . . . Hammonds (1), Whaley (1), Cantrell (1) and Kelley (1) vs. Coastal Carolina, 2017
 Had four players rush for touchdowns: . . . Hammonds (1), Whaley (1), Cantrell (1) and Kelley (1) vs. Coastal Carolina, 2017
 Had a run of 80+ yards: T.J. Hammonds vs. Coastal Carolina, 2017 (88)
 Had a run of 70+ yards: T.J. Hammonds vs. Coastal Carolina, 2017 (88)
 Had a run of 60+ yards: T.J. Hammonds vs. Coastal Carolina, 2017 (88)
 Had a run of 50+ yards: T.J. Hammonds vs. Coastal Carolina, 2017 (88)
 Had multiple players with a run of 50+ yards: Rawleigh Williams III (72) & Devwah Whaley (50) at Mississippi State, 2016

PASSING

Passed for 500+ yards: Tyler Wilson vs. Texas A&M, 2011 (510)
 Passed for 450+ yards: Tyler Wilson vs. Texas A&M, 2011 (510)
 Passed for 400+ yards: Austin Allen vs. Alabama, 2016 (400)
 Passed for 300+ yards: Austin Allen vs. Missouri, 2017 (313)
 Passed for 250+ yards: Austin Allen vs. Missouri, 2017 (313)
 Passed for 200+ yards: Austin Allen vs. Missouri, 2017 (313)
 Attempted 50+ passes: Brandon Allen vs. Toledo, 2015 (53)
 Attempted 45+ passes: Austin Allen vs. Alabama, 2016 (48)
 Attempted 35+ passes: Austin Allen vs. Missouri, 2016 (39)
 Attempted 30+ passes: Cole Kelley at Ole Miss, 2017 (30)
 Completed 20+ passes: Cole Kelley at Alabama, 2017 (23)
 Threw 4+ touchdown passes: Brandon Allen vs. Mississippi State, 2015 (7)
 Threw 3+ touchdown passes: Cole Kelley at Ole Miss, 2017 (3)
 Threw 2+ touchdown passes: Austin Allen vs. Missouri, 2017 (2)
 Threw 2+ touchdown passes in consecutive games: Austin Allen vs. Texas A&M, 2017 (2)
 vs. New Mexico State, 2017 (3)
 Threw 5+ interceptions: Lamar McHan at SMU, 1951 (5)
 Threw 4+ interceptions: Brad Taylor at Texas, 1984 (4)
 Threw 3+ interceptions: Austin Allen vs. Virginia Tech, 2016 (3)
 Completed pass for 90+ yards: Matt Jones at Tennessee, 2002 (92)
 Completed pass for 80+ yards: Tyler Wilson vs. Rutgers, 2012 (80)
 Completed pass for 70+ yards: Austin Allen vs. Texas State, 2016 (73)
 Completed pass for 60+ yards: Austin Allen vs. Missouri, 2017 (65)
 Completed pass for 50+ yards: Austin Allen vs. Missouri, 2017 (65)

RECEIVING

Caught 10+ passes: Cobi Hamilton vs. LSU, 2012 (10)
 Caught 9+ passes: Drew Morgan at Ole Miss, 2015 (9)
 Caught 8+ passes: Jonathan Nance at South Carolina, 2017 (8)
 Caught 7+ passes: Jonathan Nance at South Carolina, 2017 (8)
 Caught 10+ passes in consecutive games: Cobi Hamilton vs. Tulsa, 2012 (11)
 vs. Ole Miss, 2012 (12)
 Had 300+ yards receiving: Cobi Hamilton vs. Rutgers, 2012 (303)
 Had 200+ yards receiving: Cobi Hamilton vs. Rutgers, 2012 (303)
 Had 175+ yards receiving: Cobi Hamilton vs. Tulsa, 2012 (177)
 Had 150+ yards receiving: Drew Morgan vs. Texas A&M, 2015 (155)
 Had 100+ yards receiving: Jordan Jones vs. Missouri, 2017 (122)
 Had 100+ yards receiving in consecutive games: Keon Hatcher at Missouri (106)
 vs. Virginia Tech (105), 2016
 Had 100+ yards receiving (tight end): Hunter Henry vs. Mississippi State, 2015 (129)
 Caught 3+ TD passes: Jeremy Sprinkle vs. Mississippi State, 2015 (3)
 Caught 2+ TD passes: Jonathan Nance vs. New Mexico State, 2017 (2)
 Caught 2+ TD passes (tight end): Hunter Henry vs. Mississippi State, 2015 (2)
 2+ tight ends caught TD passes: Hunter Henry (2) & Jeremy Sprinkle (3) vs. Mississippi State, 2015

TOTAL OFFENSE

Had 450+ yards total offense: Tyler Wilson vs. Texas A&M, 2011 (481)
 Had 400+ yards total offense: Brandon Allen vs. Mississippi State, 2015 (411)
 Had 350 yards+ total offense: Austin Allen vs. Alabama, 2016 (390)
 Had 300 yards+ total offense: Austin Allen vs. Missouri, 2017 (307)
 Had 100 yards both passing and rushing: Matt Jones vs. Ole Miss, 2004 (Rushing - 126, Passing - 108)

SCORING

Accounted for 5+ touchdowns: Rawleigh Williams III at Mississippi State, 2016 (5)
 Accounted for 4+ touchdowns: Cole Kelley at Ole Miss, 2017 (4)
 Accounted for 3+ touchdowns: Austin Allen vs. Missouri, 2017 (3)
 Scored 4+ touchdowns: Rawleigh Williams III at Mississippi State, 2016 (5)
 Scored 3+ touchdowns: Rawleigh Williams III at Mississippi State, 2016 (5)
 Scored 2+ touchdowns: Chase Hayden (2) and Jonathan Nance (2) vs. New Mexico State, 2017
 Multiple players score 2+ touchdowns: . . Chase Hayden (2) and Jonathan Nance (2) vs. New Mexico State, 2017

DEFENSE

Intercepted 3+ passes: Michael Grant vs. Louisiana-Monroe, 2006 (3)
 Intercepted 2+ passes: Henre Toliver vs. Missouri, 2017 (2)
 Recovered 2+ fumbles: Ken Hamlin vs. Boise State, 2002 (2)
 Forced 2+ fumbles: De'Andre Coley vs. Alabama, 2016 (2)
 Recorded 5+ sacks: Wayne Martin vs. Ole Miss, 1988 (5.0)
 Recorded 3+ sacks: Chris Smith vs. Southern Miss, 2013 (3.0-22)
 Recorded 2+ sacks: Deatrice Wise vs. Missouri, 2015 (2.0-6)
 Recorded 5+ tackles for loss: Jermaine Brooks vs. Auburn, 2001 (5-16)
 Recorded 3+ tackles for loss: Brooks Ellis at TCU, 2016 (3-0-9)
 Recorded 20+ tackles: Jerry Franklin at Mississippi State, 2010 (20)
 Recorded 10+ tackles: De'Jon Harris, Josh Liddell, Dre Greenlaw vs. Coastal Carolina, 2017 (14, 11, 11)
 Recorded 10+ tackles in back-to-back games: Dre Greenlaw vs. Mississippi State, 2017 (10)
 vs. Missouri, 2017 (11)
 Recorded 10+ tackles in three straight games: De'Jon Harris at South Carolina, 2017 (12)
 at Alabama, 2017 (12)
 vs. Auburn, 2017 (11)
 Recorded 15+ tackles in back-to-back games: Tony Bua vs. Kentucky, 2003 (15)
 vs. South Carolina, 2003 (19)
 Recorded 15+ tackles twice in one season: Brooks Ellis vs. Alabama, 2015 (15)
 vs. Mississippi State, 2015 (15)
 Returned an interception for a touchdown: Santos Ramirez vs. Florida, 2016
 Returned a fumble for a touchdown: Kevin Richardson at Ole Miss, 2017

SPECIAL TEAMS

Scored 10+ points kicking: Adam McFain vs. Ole Miss, 2016 (10)
 Made 5+ field goals: Kendall Trainor vs. Texas A&M, 1988 (5)
 Made 4+ field goals: Alex Tejada vs. Troy, 2007 (4)
 Made two field goals of 50+ yards: Steve Little vs. Oklahoma State, 1976 (53 & 57)
 Made one field goal of 50+ yards: Adam McFain at Auburn, 2016 (54)
 Kicked a punt of 70+ yards: Sam Irwin-Hill vs. South Carolina, 2013 (79)
 Kicked a punt of 60+ yards: Blake Johnson vs. Auburn, 2017 (60)
 Punted 10+ times: Toby Baker at Auburn, 2016 (10)
 Totaled 175+ kick return yards: DeCori Birmingham vs. Alabama, 2002 (197)
 Totaled 150+ kick return yards: Dennis Johnson at Texas, 2008 (150)
 Totaled 100+ kick return yards: De'Vion Warren at Coastal Carolina, 2017 (104)
 Totaled 50+ punt return yards: D.J. Dean vs. Nicholls, 2014 (94)

THE LAST TIME AN OPPONENT ...

RUSHING

Had 500+ yards rushing: at Auburn, 2016 (543)
 Had 400+ yards rushing: at Auburn, 2016 (543)
 Had 300+ yards rushing: Auburn, 2017 (345)
 Had 200+ yards rushing: Mississippi State, 2017 (248)
 Had 70+ rushing attempts: at Mississippi State, 2010 (70)
 Had 60+ rushing attempts: Missouri, 2017 (60)
 Had 50+ rushing attempts: Missouri, 2017 (60)
 Had 7+ rushing TDs: at Auburn, 2016 (7)
 Had 6+ rushing TDs: at Auburn, 2016 (7)
 Had 5+ rushing TDs: Auburn, 2017 (5)
 Had 4+ rushing TDs: at Ole Miss, 2017 (4)

PASSING

Had 500+ yards passing: Mississippi State, 2015 (508)
 Had 400+ yards passing: Missouri, 2017 (448)
 Had 300+ yards passing: Missouri, 2017 (448)
 Had 200+ yards passing: Missouri, 2017 (448)
 Had 60+ pass attempts: Louisiana-Monroe, 2012 (68)
 Had 50+ pass attempts: at TCU, 2016 (58)
 Had 40+ pass attempts: Missouri, 2017 (42)
 Had 30+ pass attempts: Missouri, 2017 (42)
 Had 40+ pass completions: Louisiana-Monroe, 2012 (42)
 Had 30+ pass completions: at TCU, 2016 (36)
 Had 25+ pass completions: Missouri, 2017 (25)
 Had 20+ pass completions: Missouri, 2017 (25)
 Had 5+ passing TDs: Missouri, 2017 (5)
 Had 4+ passing TDs: Missouri, 2017 (5)
 Had 3+ passing TDs: Missouri, 2017 (5)

RECEIVING

Had two players with 100-yards receiving in a game: Missouri, 2017
 (J'Mon Moore - 160, Emanuel Hall - 111)
 Had 4+ players catch 5+ passes: at TCU, 2016
 (Kyle Hicks - 8, K. Turpin - 7, Ty Slanina - 7 & Desmond White - 5)
 Had 3+ players catch 5+ passes: Missouri, 2017
 (J'Mon Moore - 10, Al Okwuegbunam - 5, Nate Brown - 5)
 Had 10+ players catch a pass UT Martin, 2015 (10)
 Had 8+ players catch a pass at Ole Miss, 2017 (9)

TOTAL OFFENSE

Had 700+ yards total offense: at Southern California, 2005 (736)
 Had 650+ yards total offense: Missouri, 2017 (696)
 Had 600+ yards total offense: Missouri, 2017 (696)
 Had 550+ yards total offense: Missouri, 2017 (696)
 Had 500+ yards total offense: Missouri, 2017 (696)
 Had 400+ yards total offense: Missouri, 2017 (696)
 Had 100+ plays total offense: Missouri, 2017 (102)
 Had 90+ plays total offense: Missouri, 2017 (102)
 Had 80+ plays total offense: Missouri, 2017 (102)
 Had 75+ plays total offense: Missouri, 2017 (102)

SCORING

Scored 70+ points: at Southern California, 2005 (70)
 Scored 60+ points: at Auburn, 2010 (65)
 Scored 50+ points: Auburn, 2017 (52)
 Scored 40+ points: Missouri, 2017 (48)
 Scored 30+ points: Missouri, 2017 (48)
 Scored a two-point conversion rushing: at LSU, 2007
 Scored a two-point conversion passing: at Mississippi State, 2016
 Failed on a two-point conversion attempt: vs. Texas A&M, 2017

TURNOVERS

Had 5+ fumbles: at Kentucky, 2008 (5, lost 2)
 Had 4+ fumbles lost: at Florida, 2009 (4)
 Had 3+ fumbles lost: South Carolina, 2011 (3)
 Committed 5+ turnovers: Ole Miss, 2014 (6)
 Did not commit a turnover: at LSU, 2017
 Intercepted 8+ Arkansas passes: at SMU, 1951 (8)
 Intercepted 7+ Arkansas passes: at SMU, 1951 (8)
 Intercepted 6+ Arkansas passes: at Texas A&M, 1972 (6)
 Intercepted 5+ Arkansas passes: Georgia, 1991 (5)
 Intercepted 4+ Arkansas passes: Alabama, 2008 (4)
 Intercepted 3+ Arkansas passes: Virginia Tech, 2016
 Returned an interception for a touchdown: at South Carolina, 2017
 Returned a fumble for a touchdown: Coastal Carolina, 2017

DEFENSE

Held Arkansas to 10 or fewer first downs: at Alabama, 2015 (10)
 Recorded 9+ sacks: Oklahoma, 2001 (9.0-55)
 Recorded 8+ sacks: Oklahoma, 2001 (9.0-55)
 Recorded 7+ sacks: Alabama, 2016 (7.0-53)
 Recorded 6+ sacks: vs. Auburn, 2017 (6.0-34)
 Scored a safety at Auburn, 2008
 Held Arkansas to 50 or fewer yards rushing: at Alabama, 2017 (27)
 Held Arkansas to 25 or fewer yards rushing: at Auburn, 2016 (25)
 Held Arkansas to 100 or fewer yards passing: at Texas Tech, 2014 (61)
 Held Arkansas to 50 or fewer yards passing: South Carolina, 2013 (30)
 Held Arkansas to 300 or less yards total offense: at Alabama, 2017 (227)
 Held Arkansas to 200 or less yards total offense: Alabama, 2012 (137)
 Held Arkansas to 100 or fewer yards both rushing & passing: Alabama, 2012 (Rush - 58, Pass - 79)

SPECIAL TEAMS

Returned a punt for a TD: at Rutgers, 2013
 Returned a kickoff for a TD: vs. Texas A&M, 2017
 Punted 10+ times: Chattanooga, 2007 (12)
 Punted 10+ times in consecutive games North Texas, 2007 (10)
 Chattanooga, 2007 (12)
 Did not punt: Texas Tech, 2015
 Missed a kicking PAT: at LSU, 2017
 Missed two kicking PATs: at LSU, 2017
 Blocked a field goal: Kansas State, 2015
 Blocked a punt: Toledo, 2015

MISCELLANEOUS

Had 30+ first downs: Missouri, 2017 (35)
 Had 10+ penalties: Missouri, 2017 (10)
 Had 100+ yards in penalties: Georgia, 2014 (101)
 Had 35 minutes+ of possession time: LSU, 2016 (35:11)
 Had two 100-yard rushers and one 100-yard receiver: Texas A&M, 2017
 (Kellen Mond - 109 rushing, Keith Ford - 102 rushing & Christian Kirk - 110 receiving)
 Had one 100-yard rusher and one 100-yard receiver: at LSU, 2017
 (Derrius Guice - 147 rushing & DJ Chark - 130 receiving)
 Had one 100-yard rusher and two 100-yard receivers: Missouri, 2017
 (Ish Witter - 170 rushing, J'Mon Moore - 160 receiving & Emanuel Hall - 111 receiving)

LAST TIME AN INDIVIDUAL OPPONENT ...

INDIVIDUAL RUSHING

Rushed 40+ times: Travis Stephens (41), Tennessee (2001)
 Rushed 35+ times: Ish Witter (39), Missouri (2017)
 Rushed 30+ times: Ish Witter (39), Missouri (2017)
 Rushed for 200+ yards: Derrius Guice (252), LSU (2016)
 Rushed for 175+ yards: Derrius Guice (252), LSU (2016)
 Rushed for 150+ yards: Ish Witter (170), Missouri (2017)
 Rushed for 125+ yards: Ish Witter (170), Missouri (2017)
 Rushed for 100+ yards: Ish Witter (170), Missouri (2017)
 Rushed for four+ touchdowns: Nick Fitzgerald (4), Mississippi State (2016)
 Rushed for three+ touchdowns: Derrius Guice (3), LSU (2017)
 Had a run of 80+ yards: Johnathon Johnson (82), Missouri (2016)
 Had a run of 70+ yards: Damien Harris (75), Alabama (2017)
 Had a run of 60+ yards: Jordan Wilkins (64), Ole Miss (2017)
 Had a run of 50+ yards: Jordan Wilkins (64), Ole Miss (2017)

INDIVIDUAL PASSING

Passed for 500+ yards: Dak Prescott (508), Mississippi State (2015)
 Passed for 450+ yards: Dak Prescott (508), Mississippi State (2015)
 Passed for 400+ yards: Drew Lock (448), Missouri (2017)
 Passed for 300+ yards: Drew Lock (448), Missouri (2017)
 Attempted 60+ passes: Kolton Browning (67), Louisiana-Monroe (2012)
 Attempted 50+ passes: Kenny Hill (56), TCU (2016)
 Attempted 40+ passes: Drew Lock (42), TCU (2017)
 Completed 40+ passes: Kolton Browning (42), Louisiana-Monroe (2012)
 Completed 30+ passes: Kenny Hill (36), TCU (2016)
 Completed 20+ passes: Drew Lock (25), Missouri (2017)
 Threw 5+ touchdown passes: Drew Lock (5), Missouri (2017)
 Threw 4+ touchdown passes: Drew Lock (5), Missouri (2017)
 Threw 3+ touchdown passes: Drew Lock (5), Missouri (2017)
 Completed a pass for 90+ yards: Trevor Knight (92), Texas A&M (2016)
 Completed a pass for 80+ yards: Kellen Mond (81), Texas A&M (2017)
 Completed a pass for 70+ yards: Kellen Mond (81), Texas A&M (2017)
 Completed a pass for 60+ yards: Danny Etling (68), LSU (2017)

INDIVIDUAL RECEIVING

Caught 15+ passes: Willie Goshu (17), Auburn (1995)
 Caught 10+ passes: J'Mon Moore (10), Missouri (2017)
 Caught 7+ passes: M. Williams (7), Coastal Carolina (2017)
 Had 200+ yards receiving: Jamayel Smith (208), Mississippi State (2007)
 Had 150+ yards receiving: Jaleel Scott (174), New Mexico State (2017)
 Had 100+ yards receiving: DJ Chark (130), LSU (2017)
 Caught 3+ TD passes: Jamie Armstrong (3), Ole Miss (2001)
 Caught 2+ TD passes: DJ Chark (2), LSU (2017)

INDIVIDUAL TOTAL OFFENSE

Had 400+ yards total offense: Drew Lock (474; Pass - 448, Rush - 26), Missouri (2017)
 Had 300+ yards total offense: Drew Lock (474; Pass - 448, Rush - 26), Missouri (2017)
 Had 100 yards both passing and rushing: Kellen Mond (325; Pass - 216, Rush - 109), Texas A&M (2017)

INDIVIDUAL SCORING

Accounted for 6+ touchdowns: Nick Fitzgerald (Mississippi State), 2016 (6)
 Accounted for 5+ touchdowns: Drew Lock (Missouri), 2016 (5)
 Accounted for 4+ touchdowns: Drew Lock (Missouri), 2016 (5)
 Scored 4+ touchdowns: Peyton Barber (Auburn), 2015 (4)
 Scored 3+ touchdowns: Derrius Guice (3), LSU (2017)

INDIVIDUAL DEFENSE

Intercepted 3+ passes: Minkah Fitzpatrick (3), Alabama (2016)
 Intercepted 2+ passes: Minkah Fitzpatrick (3), Alabama (2016)
 Recorded 3+ sacks: M. Frazier (3.0), Missouri (2016)
 Recorded 2+ sacks: Breeland Speaks (2.0), Ole Miss (2017)

SPECIAL TEAMS

Kicked 5+ field goals: Dan Nystrom (5-5), Minnesota (2002)
 Kicked four field goals: Josh Jasper (4-4), LSU (2009)

GAME 1 EASTERN ILLINOIS

ARKANSAS BIG PLAYS FROM SCRIMMAGE

Opponent	Rushing					Passing			
	10-19	20-29	30-39	40-49	50+	20-29	30-39	40-49	50+
Florida A&M	11	0	0	0	0	1	1	0	0
TCU	2	2	0	0	0	1	1	1	0
vs. Texas A&M	2	4	1	0	0	1	1	2	0
New Mexico State	2	0	1	0	0	1	3	0	0
at South Carolina	4	1	0	0	0	2	1	0	0
at Alabama	2	0	0	0	0	0	0	1	0
Auburn	4	0	0	1	0	2	0	0	0
at Ole Miss	4	2	0	1	0	1	1	0	0
Coastal Carolina	2	3	0	0	1	0	1	0	2
at LSU	3	1	0	0	0	3	1	0	0
Mississippi State	3	0	0	0	0	3	0	0	0
Missouri									
TOTAL	39	13	2	1	1	15	10	4	2

OPPONENT BIG PLAYS FROM SCRIMMAGE

Opponent	Rushing					Passing			
	10-19	20-29	30-39	40-49	50+	20-29	30-39	40-49	50+
Florida A&M	1	1	0	0	0	1	0	0	0
TCU	5	0	0	0	0	1	0	0	0
vs. Texas A&M	3	1	0	1	1	1	0	0	2
New Mexico State	0	0	0	0	0	7	2	0	0
at South Carolina	4	0	0	0	0	1	0	0	1
at Alabama	9	1	0	0	1	3	1	0	0
Auburn	5	0	1	2	0	3	0	0	2
at Ole Miss	3	0	0	1	1	4	4	1	0
Coastal Carolina	1	0	0	0	0	1	1	2	0
at LSU	7	0	1	0	0	1	0	1	1
Mississippi State	4	1	0	0	0	0	1	0	0
Missouri									
TOTAL	42	4	2	4	3	24	9	4	6

FIRST DOWN GAME LOG

Arkansas					Opponents				
Opponent	Rush	Pass	Penalty	Total	Opponent	Rush	Pass	Penalty	Total
Florida A&M	16	9	1	26	Florida A&M	6	3	0	9
TCU	5	6	2	13	TCU	15	8	1	24
vs. Texas A&M	12	8	1	21	vs. Texas A&M	11	7	2	20
New Mexico State	13	13	3	29	New Mexico State	2	15	1	18
at South Carolina	7	11	1	19	at South Carolina	9	9	1	19
at Alabama	3	9	3	15	at Alabama	14	9	0	23
Auburn	10	7	2	19	Auburn	17	8	1	26
at Ole Miss	15	10	2	27	at Ole Miss	8	14	0	22
Coastal Carolina	13	8	0	21	Coastal Carolina	8	10	3	21
at LSU	6	10	1	17	at LSU	11	9	1	21
Mississippi State	3	7	2	12	Mississippi State	13	6	0	19
Missouri	7	10	2	19	Missouri	14	17	4	35
TOTAL	110	108	20	238	TOTAL	128	115	14	257

TURNOVER CHART

Opponent	Fumbles	Takeaways			Pts Off	Fumbles	Giveaways			Margin
		Interceptions	Total				Interceptions	Total	Points Off	
Florida A&M	1	0	1	7	0	1	1	0	0	
TCU	1	1	2	0	1	0	1	7	1	
vs. Texas A&M	0	1	1	7	0	1	1	0	0	
New Mexico State	1	1	2	14	0	1	1	0	1	
at South Carolina	0	0	0	0	2	2	4	24	-4	
at Alabama	1	1	2	3	0	1	1	3	1	
Auburn	1	1	2	0	3	0	3	21	-1	
at Ole Miss	2	1	3	21	1	1	2	3	1	
Coastal Carolina	0	0	0	0	1	0	1	7	-1	
at LSU	0	0	0	0	0	1	1	0	-1	
Mississippi State	2	0	2	14	1	0	1	0	1	
Missouri	0	2	2	7	0	1	1	3	1	
TOTAL	9	8	17	73	9	9	18	68	-1	

GAME 1 EASTERN ILLINOIS

DRIVE SUPERLATIVES

Longest Drive

By No. of Plays
By No. of Yards
By Time of Possession

Arkansas

16 (63 yards, 9:01) vs. NM State; resulted in a TD
88 (1 play, 0:14) vs. Coastal Carolina; resulted in a TD
9:01 (16 plays, 63 yards) vs. NM State; resulted in a TD

Opponents

15, (4x) last by Auburn (67 yards, 6:53); resulted in a Field Goal
88 by Coastal Carolina (7 plays, 3:40); resulted in a TD
7:17 by TCU (15 plays, 80 yards); resulted in a TD

Shortest Drive

By No. of Plays
By No. of Yards
By Time of Possession

Arkansas

1 (3x) last vs. Coastal Carolina (88 yards, 0:14); resulted in a TD
-24 (3 plays 1:41) at Alabama; resulted in a Punt
0:10 (1 play, -5 yards) vs. Auburn; resulted in a Fumble

Opponents

1, (10x) last by LSU (-1 yard, 0:42); resulted in End of Half
-11 by TCU (3 plays, 1:28); resulted in a Punt
0:05, (2x) last by Ole Miss (1 play, -2 yards); resulted in End of Half

ARKANSAS DRIVE CHARTS

Florida A&M

Qtr.	Time	Start	Pl-Yds	TOP	Result
1st	15:00	A20	4-20	2:31	Punt
1st	10:34	A28	6-27	2:05	Interception
1st	07:13	A36	11-64	5:58	*TOUCHDOWN
2nd	14:11	A50	3-7	1:20	Punt
2nd	09:53	F48	4-48	1:59	*TOUCHDOWN
2nd	05:53	A37	9-63	4:32	*TOUCHDOWN
2nd	00:42	A32	1-(-4)	0:42	End of half
3rd	13:57	F18	0-0	0:00	*TOUCHDOWN
3rd	11:48	A44	7-56	3:02	*TOUCHDOWN
3rd	04:54	A29	10-71	4:57	*TOUCHDOWN
4th	08:23	A25	10-75	6:03	*TOUCHDOWN
4th	01:21	A13	2-(-2)	1:21	End of half

TCU

Qtr.	Time	Start	Pl-Yds	TOP	Result
1st	15:00	A10	3-1	1:35	Punt
1st	10:43	A25	6-75	2:28	*TOUCHDOWN
1st	06:51	A34	3-1	1:34	Punt
1st	04:17	A42	8-53	4:21	Missed FG
2nd	07:39	A30	3-12	1:46	Punt
2nd	04:25	A50	3-8	2:13	Punt
3rd	08:12	A06	3-5	1:31	Punt
3rd	05:18	A20	12-78	5:29	Missed FG
4th	10:24	A15	6-6	3:37	Punt
4th	02:18	A13	0-0	0:00	Fumble
4th	02:04	A25	9-39	1:34	Downs

Texas A&M

Qtr.	Time	Start	Pl-Yds	TOP	Result
1st	12:31	A35	7-65	3:27	*TOUCHDOWN
1st	08:02	A25	3-(-8)	0:30	Punt
1st	05:19	A18	11-82	5:25	*TOUCHDOWN
2nd	13:50	A39	3-(-2)	1:35	Punt
2nd	10:52	T30	2-30	0:31	*TOUCHDOWN
2nd	08:03	A25	5-4	3:52	Punt
2nd	01:57	A39	3-5	1:52	Punt
3rd	15:00	A16	6-11	2:35	Punt
3rd	08:48	A25	6-10	3:12	Punt
3rd	04:04	A29	6-71	2:11	*TOUCHDOWN
4th	11:40	A25	3-(-7)	2:07	Punt
4th	08:46	A21	7-79	3:25	*TOUCHDOWN
4th	05:10	A25	4-75	1:31	*TOUCHDOWN
4th	00:04	A34	0-0	0:04	End of half
OT	15:00	T25	6-13	0:00	Interception

OPPONENT DRIVE CHARTS

Florida A&M

Qtr.	Time	Start	Pl-Yds	TOP	Result
1st	12:29	F26	3-0	1:55	Punt
1st	08:29	F29	3-0	1:16	Punt
1st	01:15	F10	6-7	2:04	Punt
2nd	12:51	F01	5-15	2:58	Punt
2nd	07:54	F25	3-4	2:01	Punt
2nd	01:21	F25	3-8	0:39	Punt
3rd	15:00	F25	3-(-7)	1:03	Fumble
3rd	13:57	F15	3-(-2)	2:09	Punt
3rd	08:46	F25	13-46	3:52	Downs
4th	14:57	F24	15-76	6:34	*TOUCHDOWN
4th	02:20	F35	3-(-2)	0:59	Punt

TCU

Qtr.	Time	Start	Pl-Yds	TOP	Result
1st	13:25	A45	8-45	2:42	*TOUCHDOWN
1st	08:15	T40	3-0	1:24	Punt
1st	05:17	T22	4-19	1:00	Interception
2nd	14:56	T20	15-80	7:17	*TOUCHDOWN
2nd	05:53	T20	3-(-11)	1:28	Punt
2nd	02:12	T05	5-26	2:12	End of half
3rd	15:00	T15	15-79	6:48	Fumble
3rd	06:41	A38	3-6	1:23	Punt
4th	14:49	T20	8-40	4:25	Punt
4th	06:47	T45	7-55	4:29	*TOUCHDOWN
4th	02:18	A13	1-13	0:14	*TOUCHDOWN
4th	00:30	T36	1-(-1)	0:30	End of half

Texas A&M

Qtr.	Time	Start	Pl-Yds	TOP	Result
1st	15:00	T19	4-22	2:29	Punt
1st	09:04	T15	3-85	1:02	*TOUCHDOWN
1st	07:32	T31	5-9	2:13	Punt
2nd	14:54	T25	3-(-2)	1:04	Punt
2nd	12:15	T17	3-(-7)	1:23	Interception
2nd	10:21	T11	5-79	2:18	*FIELD GOAL
2nd	04:11	T18	6-82	2:14	*TOUCHDOWN
2nd	00:05	T24	1-7	0:05	End of half
3rd	12:25	T29	9-71	3:37	*TOUCHDOWN
3rd	05:36	T25	3-(-5)	1:32	Punt
3rd	01:53	T25	13-56	5:13	*FIELD GOAL
4th	09:33	T47	3-53	0:47	*TOUCHDOWN
4th	05:10	A00	0-0	0:00	*TOUCHDOWN
4th	03:39	A49	11-40	3:35	*FIELD GOAL
OT	15:00	A25	3-25	0:00	*TOUCHDOWN

ARKANSAS DRIVE CHARTS

OPPONENT DRIVE CHARTS

New Mexico State

Qtr.	Time	Start	Pl-Yds	TOP	Result
1st	15:00	A20	9-80	3:59	*TOUCHDOWN
1st	08:53	A36	5-30	2:24	Interception
1st	03:34	A20	8-80	3:34	*TOUCHDOWN
2nd	13:37	A39	8-61	4:59	*TOUCHDOWN
2nd	05:51	A32	8-68	4:17	*TOUCHDOWN
3rd	11:21	A37	16-63	9:01	*TOUCHDOWN
3rd	02:20	N22	6-22	2:26	*TOUCHDOWN
4th	12:47	A37	6-19	3:20	Punt
4th	08:37	N41	6-18	3:49	Downs
4th	03:46	A37	5-52	3:46	End of half

New Mexico State

Qtr.	Time	Start	Pl-Yds	TOP	Result
1st	11:01	N25	5--2	2:08	Punt
1st	06:29	N09	8-76	2:55	Interception
2nd	15:00	N15	3-3	1:23	Punt
2nd	08:38	N35	7-65	2:47	*TOUCHDOWN
2nd	01:34	N22	7-68	1:34	*FIELD GOAL
3rd	15:00	N20	11-80	3:39	*TOUCHDOWN
3rd	02:30	N22	0-0	0:10	Fumble
4th	14:54	N19	6-81	2:07	*TOUCHDOWN
4th	09:27	N16	3--8	0:50	Punt
4th	04:48	N23	3-2	1:02	Punt

South Carolina

Qtr.	Time	Start	Pl-Yds	TOP	Result
1st	12:04	A31	2-(-16)	0:51	Fumble
1st	09:46	A25	8-45	3:15	*FIELD GOAL
1st	04:26	A36	3-7	1:55	Punt
1st	01:32	A40	4-1	1:32	Punt
2nd	14:15	A25	12-75	5:49	*TOUCHDOWN
2nd	03:12	A32	3-1	1:14	Punt
2nd	00:04	A26	0-0	0:04	End of half
3rd	15:00	A25	3-(-3)	1:43	Punt
3rd	09:28	A25	3-4	0:55	Interception
3rd	08:33	A25	9-48	4:10	Fumble
3rd	04:23	A25	3-1	0:59	Punt
4th	12:47	A25	10-75	4:11	*TOUCHDOWN
4th	05:27	A01	5-39	1:54	Interception
4th	03:33	A42	5-58	1:53	*TOUCHDOWN

South Carolina

Qtr.	Time	Start	Pl-Yds	TOP	Result
1st	15:00	S35	10-34	2:56	Missed FG
1st	11:13	A15	4-0	1:27	*FIELD GOAL
1st	06:31	S45	6-19	2:05	Downs
1st	02:31	S22	3--3	0:59	Punt
2nd	15:00	S35	2-65	0:45	*TOUCHDOWN
2nd	08:26	S25	10-44	5:14	Missed FG
2nd	01:58	S31	8-69	1:54	*TOUCHDOWN
3rd	13:17	S38	9-50	3:49	*FIELD GOAL
3rd	08:33	A00	0-0	0:00	*TOUCHDOWN
3rd	04:23	S27	0-0	0:00	*TOUCHDOWN
3rd	03:24	S40	11-60	5:37	*TOUCHDOWN
4th	08:36	S25	5-16	3:09	Punt
4th	03:33	A00	0-0	0:00	*TOUCHDOWN
4th	01:40	S16	3-9	1:40	End of half

at Alabama

Qtr.	Time	Start	Pl-Yds	TOP	Result
1st	14:45	R19	4-6	1:42	Downs
1st	11:36	R28	3-1	1:09	Punt
1st	07:24	R21	6-22	3:34	Punt
1st	01:32	R26	3-6	1:26	Punt
1st	00:06	A32	3--8	1:04	Punt
2nd	08:30	R09	3-6	1:40	Punt
2nd	05:50	R15	3-2	1:11	Punt
2nd	01:20	R21	8-76	1:20	End of half
3rd	15:00	R25	6-30	2:12	Punt
3rd	09:34	R40	13-48	5:18	*FIELD GOAL
3rd	01:25	R25	3--24	1:41	Punt
4th	12:29	R25	5-3	1:24	Interception
4th	08:55	R25	13-75	5:52	*TOUCHDOWN

at Alabama

Qtr.	Time	Start	Pl-Yds	TOP	Result
1st	15:00	A25	1-75	0:15	*TOUCHDOWN
1st	13:03	R25	4-4	1:27	*FIELD GOAL
1st	10:27	A35	8-65	3:03	*TOUCHDOWN
1st	03:50	A18	3-2	2:18	Punt
1st	00:00	A33	0--1	0:00	Fumble
2nd	14:02	A08	9-47	5:32	Punt
2nd	06:50	A43	3-2	1:00	Punt
2nd	04:39	A25	9-75	3:19	*TOUCHDOWN
3rd	12:48	A16	8-41	3:14	Interception
3rd	04:16	A22	6-78	2:51	*TOUCHDOWN
4th	14:44	R35	5-35	2:15	*TOUCHDOWN
4th	11:05	R40	5-37	2:10	*FIELD GOAL
4th	03:03	A28	5-30	3:03	End of half

Auburn

Qtr.	Time	Start	Pl-Yds	TOP	Result
1st	15:00	H35	3-5	0:49	Punt
1st	11:39	H25	9-59	3:42	*FIELD GOAL
1st	01:04	H25	8-20	2:53	Punt
2nd	10:00	H02	3-8	1:20	Punt
2nd	07:29	H38	3--1	1:29	Punt
2nd	00:00	H41	0-0	0:00	Fumble
2nd	03:07	H25	7-55	2:27	*FIELD GOAL
3rd	12:10	H25	6-3	3:02	Punt
3rd	07:33	H25	9-37	3:09	Fumble
3rd	03:57	V00	0-0	0:00	*TOUCHDOWN
3rd	01:40	H28	1--5	0:10	Fumble
3rd	00:28	H25	7-28	2:50	Punt
4th	09:44	H25	13-75	6:37	*TOUCHDOWN
4th	00:06	V47	1-25	0:06	End of half

Auburn

Qtr.	Time	Start	Pl-Yds	TOP	Result
1st	14:11	V20	7-80	2:32	*TOUCHDOWN
1st	07:57	V29	15-67	6:53	*FIELD GOAL
2nd	13:11	V11	8-87	3:11	Downs
2nd	08:40	H41	3-2	1:11	Interception
2nd	06:00	V17	3-5	0:45	Punt
2nd	05:15	H41	7-41	2:08	*TOUCHDOWN
2nd	00:40	V25	1-1	0:40	End of half
3rd	15:00	V25	10-75	2:50	*TOUCHDOWN
3rd	09:08	V30	4-70	1:35	*TOUCHDOWN
3rd	04:24	V38	1-62	0:11	*TOUCHDOWN
3rd	03:57	V25	5-14	2:17	Punt
3rd	01:30	H23	3-23	1:02	*TOUCHDOWN
4th	12:38	V20	6-80	2:54	*TOUCHDOWN
4th	03:07	V25	5-22	3:01	Fumble

ARKANSAS DRIVE CHARTS

at Ole Miss

Qtr.	Time	Start	Pl-Yds	TOP	Result
1st	14:24	A30	13-70	6:29	*TOUCHDOWN
1st	06:40	A23	3-8	1:06	Punt
1st	04:17	A33	7-40	3:00	Missed FG
2nd	12:56	A35	3-4	0:55	Punt
2nd	10:51	A20	4-23	1:53	Punt
2nd	08:28	A30	10-70	5:44	*TOUCHDOWN
2nd	01:08	O21	3-21	0:55	*TOUCHDOWN
3rd	14:54	A27	8-73	4:13	*TOUCHDOWN
3rd	07:27	A07	10-63	5:27	Downs
4th	14:13	A46	4-(-4)	2:22	Fumble
4th	09:50	A30	8-36	3:42	Interception
4th	06:01	O22	0-0	0:00	*TOUCHDOWN
4th	04:04	A22	12-62	4:00	*FIELD GOAL

Coastal Carolina

Qtr.	Time	Start	Pl-Yds	TOP	Result
1st	15:00	A32	7-68	3:08	*TOUCHDOWN
1st	04:39	A25	6-20	3:39	Punt
2nd	12:20	A26	2-74	1:10	*TOUCHDOWN
2nd	06:45	A20	11-52	5:38	*FIELD GOAL
2nd	00:25	A45	2-54	0:25	End of half
3rd	12:32	A15	4-16	2:01	Fumble
3rd	10:31	A29	6-71	2:27	*TOUCHDOWN
3rd	03:48	A22	5-7	1:59	Punt
4th	12:57	A25	3-1	0:50	Punt
4th	10:23	A12	1-88	0:14	*TOUCHDOWN
4th	07:49	A24	11-76	5:54	*TOUCHDOWN
4th	01:33	C19	3--9	1:33	End of half

at LSU

Qtr.	Time	Start	Pl-Yds	TOP	Result
1st	15:00	AR02	3-1	0:29	Punt
1st	12:02	AR11	4-15	2:30	Punt
1st	04:02	AR20	3-3	0:59	Punt
1st	01:35	AR20	7-20	3:43	Punt
2nd	09:47	AR10	3-8	2:11	Punt
2nd	05:25	AR14	10-86	5:09	*TOUCHDOWN
3rd	11:08	AR27	9-53	4:46	*FIELD GOAL
3rd	04:21	AR30	4-21	2:46	Punt
4th	14:45	AR25	8-30	4:13	Punt
4th	07:14	AR13	4-9	0:52	Downs
4th	03:40	AR21	13-54	2:58	Interception

Mississippi State

Qtr.	Time	Start	Pl-Yds	TOP	Result
1st	15:00	AR25	3-4	1:20	Punt
1st	13:40	MS36	3-36	0:54	*TOUCHDOWN
1st	10:53	AR29	5-26	3:22	Punt
1st	07:26	MS00	0-0	0:00	*TOUCHDOWN
1st	01:42	AR29	3-(-4)	1:51	Punt
2nd	10:18	AR12	3-3	2:16	Punt
2nd	05:17	AR25	4-(-8)	1:33	Downs
2nd	02:18	AR30	4-6	2:18	End of half
3rd	09:28	AR25	10-75	4:53	*TOUCHDOWN
3rd	01:19	AR42	1-11	0:11	Fumble
4th	14:52	AR10	8-33	4:42	Punt
4th	08:59	AR21	3-3	1:56	Punt
4th	03:57	AR21	4-23	0:56	Downs
4th	00:17	AR27	1-5	0:17	End of half

OPPONENT DRIVE CHARTS

at Ole Miss

Qtr.	Time	Start	Pl-Yds	TOP	Result
1st	15:00	O26	2-74	0:31	*TOUCHDOWN
1st	07:49	O28	4-72	1:05	*TOUCHDOWN
1st	05:34	O33	5-67	1:11	*TOUCHDOWN
1st	01:17	O27	10-53	3:14	*FIELD GOAL
2nd	12:01	O34	4-66	1:10	*TOUCHDOWN
2nd	08:58	O22	2-48	0:30	Fumble
2nd	02:40	O21	7-37	1:32	Interception
2nd	00:05	O28	1-(-2)	0:05	End of half
3rd	10:38	O05	7-48	3:11	Punt
3rd	02:00	O30	10-51	2:36	*FIELD GOAL
4th	11:51	A42	5-39	1:59	*FIELD GOAL
4th	06:08	O29	1-(-7)	0:07	Fumble
4th	05:55	O15	4-15	1:51	Punt
4th	00:00	O36	0-0	0:00	End of half

Coastal Carolina

Qtr.	Time	Start	Pl-Yds	TOP	Result
1st	11:52	C25	14-75	7:13	*TOUCHDOWN
1st	01:00	C12	7-88	3:40	*TOUCHDOWN
2nd	11:10	C25	9-30	4:25	Punt
2nd	01:07	C25	3-(-10)	0:42	Punt
3rd	15:00	C25	6-75	2:28	*TOUCHDOWN
3rd	10:31	A31	0-0	0:00	*TOUCHDOWN
3rd	08:04	C25	10-60	4:16	*FIELD GOAL
3rd	01:49	A35	8-35	3:52	*TOUCHDOWN
4th	12:07	C31	3-4	1:44	Punt
4th	10:09	C25	3-9	2:20	Punt
4th	01:55	C19	4-0	0:22	Downs

at LSU

Qtr.	Time	Start	Pl-Yds	TOP	Result
1st	14:31	LSU49	4-(-1)	2:29	Punt
1st	09:32	LSU42	10-43	5:30	Missed FG
1st	03:03	LSU38	3-62	1:24	*TOUCHDOWN
2nd	12:52	LSU28	6-34	3:05	Punt
2nd	07:36	LSU42	3-(-2)	2:11	Punt
2nd	00:12	LSU35	1-(-1)	0:12	End of half
3rd	15:00	LSU25	8-75	3:47	*TOUCHDOWN
3rd	06:22	LSU35	5-65	1:53	*TOUCHDOWN
3rd	01:35	LSU31	4-69	1:43	*TOUCHDOWN
4th	10:32	LSU08	6-40	3:18	Punt
4th	06:22	AR22	5-22	2:36	*TOUCHDOWN
4th	00:42	LSU20	1-(-1)	0:42	End of half

Mississippi State

Qtr.	Time	Start	Pl-Yds	TOP	Result
1st	0:00	MS42	0-(-6)	0:00	Fumble
1st	12:46	MS17	3-3	1:53	Punt
1st	07:31	MS05	1-(-5)	0:05	Fumble
1st	07:26	MS35	10-37	5:44	Missed FG
2nd	14:51	MS35	9-18	4:33	Punt
2nd	08:02	MS50	8-50	2:45	*TOUCHDOWN
2nd	03:44	AR17	3-17	1:26	*TOUCHDOWN
3rd	15:00	MS09	11-66	5:32	Downs
3rd	04:35	MS20	5-11	3:16	Punt
3rd	01:08	MS47	3-7	1:16	Punt
4th	10:10	MS13	4-25	1:11	Punt
4th	07:03	MS45	6-55	3:06	*TOUCHDOWN
4th	03:01	AR44	9-44	2:44	*TOUCHDOWN

ARKANSAS DRIVE CHARTS

Missouri

Qtr.	Time	Start	Pl-Yds	TOP	Result
1st	13:44	AR30	5-70	1:25	*TOUCHDOWN
1st	10:34	AR29	5-6	2:31	Punt
1st	04:37	AR25	4-75	1:53	*TOUCHDOWN
1st	01:50	MU29	2-29	0:43	*TOUCHDOWN
2nd	13:21	AR06	3-4	0:59	Punt
2nd	10:20	AR14	5-86	2:33	*TOUCHDOWN
2nd	06:27	AR25	3-(-1)	0:58	Punt
2nd	04:09	AR23	3-4	0:58	Interception
2nd	00:07	AR33	1-0	0:07	End of half
3rd	15:00	AR25	5-19	2:17	Punt
3rd	10:30	AR40	3-6	1:35	Punt
3rd	07:06	AR23	9-77	5:04	*TOUCHDOWN
4th	12:59	MU49	6-49	2:17	*TOUCHDOWN
4th	08:14	AR29	7-47	3:14	*FIELD GOAL
4th	00:05	AR25	1-0	0:05	End of half

OPPONENT DRIVE CHARTS

Missouri

Qtr.	Time	Start	Pl-Yds	TOP	Result
1st	15:00	MU35	4-24	1:16	Interception
1st	12:19	MU25	5-5	1:45	Punt
1st	08:03	MU08	11-92	3:26	*TOUCHDOWN
1st	02:44	MU14	3-3	0:54	Punt
1st	01:07	MU08	6-92	2:46	*TOUCHDOWN
2nd	12:22	AR45	6-8	2:02	Punt
2nd	07:47	MU21	5-79	1:20	*TOUCHDOWN
2nd	05:29	MU45	5-55	1:20	*TOUCHDOWN
2nd	03:11	MU21	11-60	3:04	*FIELD GOAL
3rd	12:43	MU30	6-45	2:13	Interception
3rd	08:55	MU11	5-20	1:49	Punt
3rd	02:02	MU25	15-75	4:03	*TOUCHDOWN
4th	10:42	MU11	8-89	2:28	*TOUCHDOWN
4th	05:00	MU23	14-75	4:55	*FIELD GOAL

ALPHABETICAL ROSTER

No.	Name	Pos.
68	Kirby Adcock	OL
3	McTelvin Agim	DL
19	Courtne Alexander	DL
84	Peyton Ausley	WR
81	Jarrod Barnes	WR
28	Reid Bauer	P
86	Jamario Bell	DL
35	Matt Berry	DB
15	LaDarrius Bishop	DB
45	Simeon Blair	DB
21	Montaric Brown	DB
5	Rakeem Boyd	RB
1	Chevin Calloway	DB
44	Austin Cantrell	TE
54	Austin Capps	OL
46	Damani Carter	DL
66	Ty Clary	OL
57	Shane Clenin	OL
54	Terrell Collins	LB
1	Jared Cornelius	WR
82	Gary Cross	WR
2	Kamren Curl	DB
32	Jordon Curtis	DB
13	Nate Dalton	DB
22	Deon Edwards	LB
86	Tobias Enlow	WR
40	Kyrei Fisher	LB
17	Joseph Foucha	DB
51	Hjalte Froholdt	OL
48	Nicholas Fulwider	DL
73	Noah Gatlin	OL
5	Dorian Gerald	DL
62	Johnny Gibson Jr.	OL
23	Dre Greenlaw	LB
7	Briston Guidry	DL
89	Grayson Gunter	TE
92	Elias Hale	DL
67	Tyler Hall	OL
6	T.J. Hammonds	RB
14	Chase Harrell	WR
8	De'Jon Harris	LB
2	Chase Hayden	RB
69	Dylan Hays	OL
27	Hayden Henry	LB
64	Audry Horn	OL
58	Griffin Hunt	DL
11	Daulton Hyatt	QB
74	Colton Jackson	OL
34	Kendrick Jackson	FB
3	Koilan Jackson	WR
4	Alexy Jean-Baptiste	LB
18	Blake Johnson	P
32	Hayden Johnson	FB
9	John Stephen Jones	QB
10	Jordan Jones	WR
15	Cole Kelley	QB
87	Blake Kern	TE
20	Giovanni LaFrance	LB
19	Connor Limpert	K
18	Jack Lindsey	QB
26	Ryder Lucas	DB
43	George Madden	LS
42	Jonathan Marshall	DL
18	Myles Mason	DB
24	Jarques McClellion	DB

NUMERICAL ROSTER

No.	Name	Pos.	Ht.	Wt.	Cl.	Exp.	Hometown (Previous School)
1	Chevin Calloway	DB	5-10	192	So.	1L	Dallas, Texas (Bishop Dunne HS)
1	Jared Cornelius	WR	5-11	203	Sr.	4L	Shreveport, La. (Evangel Christian Academy)
2	Kamren Curl	DB	6-2	201	So.	1L	San Diego, Calif. (Muskogee [Okla.] HS)
2	Chase Hayden	RB	5-10	200	So.	1L	Memphis, Tenn. (Saint George's Independent School)
3	McTelvin Agim	DL	6-3	279	Jr.	2L	Texarkana, Texas (Hope [Ark.] HS)
3	Koilan Jackson	WR	6-2	211	R-Fr.	RS	Little Rock, Ark. (Joe T. Robinson HS)
4	Alexy Jean-Baptiste	LB	6-2	235	So.	SO	Pompano Beach, Fla. (Coconut Creek HS)
4	Ty Storey	QB	6-2	215	Jr.	1L	Charleston, Ark. (Charleston HS)
5	Rakeem Boyd	RB	6-0	200	So.	JC	Stratford, Texas (Independence [Kan.] CC)
5	Dorian Gerald	DL	6-3	260	Jr.	JC	Florence, S.C. (College of the Canyons [Calif.]
6	T.J. Hammonds	RB	5-10	205	Jr.	2L	Little Rock, Ark. (Joe T. Robinson HS)
6	Gabe Richardson	DL	6-3	240	Jr.	SO	Decatur, Ga. (Hutchinson [Kan.] CC)
7	Briston Guidry	DL	6-2	292	So.	1L	Kenner, La. (Archbishop Rummel HS)
7	Jonathan Nance	WR	6-0	190	Sr.	1L	Gulfport, Miss. (Mississippi Gulf Coast CC)
8	De'Jon Harris	LB	6-0	245	Jr.	2L	Harvey, La. (John Ehret HS)
8	Michael Woods	WR	6-1	190	Fr.	HS	Magnolia, Texas (Magnolia HS)
9	John Stephen Jones	QB	5-11	194	Fr.	HS	Dallas, Texas (Highland Park HS)
9	Santos Ramirez	DB	6-2	204	Sr.	3L	Shreveport, La. (Evangel Christian Academy)
9	De'Vion Warren	WR	5-10	180	So.	1L	Monroe, La. (Ouachita Parish HS)
10	Jordan Jones	WR	6-1	180	So.	1L	Smackover, Ark. (Smackover HS)
10	Randy Ramsey	DL	6-4	234	Sr.	3L	Fort Lauderdale, Fla. (Dillard HS)
11	Daulton Hyatt	QB	6-4	196	R-Fr.	RS	Arab, Ala. (Etowah HS)
11	Ryan Pulley	DB	5-11	198	Jr.	2L	Fort Myers, Fla. (Island Coast HS)
13	Nate Dalton	DB	6-3	195	Jr.	1L	Baton Rouge, La. (Cypress Falls HS)
13	Connor Noland	QB	6-2	207	Fr.	HS	Greenwood, Ark. (Greenwood HS)
13	Deon Stewart	WR	5-11	161	Jr.	2L	Hardy, Ark. (Highland HS)
14	Chase Harrell	WR	6-4	215	Jr.	TR	Huffman, Texas (Kansas)
14	Britto Tutt	DB	6-1	180	Jr.	1L	Augusta, Ga. (Ventura [Calif.] College)
14	Nathan Parodi	DB	5-9	161	Fr.	HS	Austin, Texas (Lake Travis HS)
15	LaDarrius Bishop	DB	6-0	196	Fr.	HS	Ashdown, Ark. (Ashdown HS)
15	Cole Kelley	QB	6-7	258	So.	1L	Lafayette, La. (Teurlings Catholic HS)
16	La'Michael Pettway	WR	6-2	219	Jr.	2L	Nashville, Ark. (Nashville HS)
16	Bumper Pool	LB	6-2	223	Fr.	HS	Lucas, Texas (Lovejoy HS)
17	Joseph Foucha	DB	5-11	198	Fr.	HS	New Orleans, La. (McDonogh 35 HS)
17	Jimmie Stoudemire	WR	6-2	205	Jr.	JC	Prattville, Ala. (Riverside City [Calif.] College)
18	Blake Johnson	P	6-1	178	Jr.	1L	Long Beach, Calif. (Los Alamitos HS)
18	Jack Lindsey	QB	6-2	195	So.	SO	Fayetteville, Ark. (Springdale HS)
18	Myles Mason	DB	6-2	208	Fr.	HS	Trussville, Ala. (Hewitt-Trussville HS)
18	Jeremy Patton	TE	6-5	253	Sr.	1L	Indianapolis, Ind. (Arizona Western College)
19	Courtne Alexander	DL	6-5	239	Fr.	HS	Owasso, Okla. (Owasso HS)
19	Connor Limpert	K	6-1	175	Jr.	2L	Allen, Texas (Allen HS)
19	Tyson Morris	WR	6-1	200	R-Fr.	RS	Helena-West Helena, Ark. (Fayetteville HS)
20	Giovanni LaFrance	LB	6-1	242	So.	SO	New Orleans, La. (Saint Augustine HS)
21	Montaric Brown	DB	6-0	187	R-Fr.	RS	Ashdown, Ark. (Ashdown HS)
21	Devwah Whaley	RB	5-11	209	Jr.	2L	Beaumont, Texas (Central HS)
22	Deon Edwards	LB	6-1	213	So.	1L	Clermont, Fla. (Lake Minneola HS)
23	Dre Greenlaw	LB	6-0	227	Sr.	3L	Fayetteville, Ark. (Fayetteville HS)
23	Maleek Williams	RB	5-11	226	R-Fr.	RS	Punta Gorda, Fla. (Charlotte HS)
24	Jarques McClellion	DB	6-0	173	R-Fr.	RS	Lake Worth, Fla. (American Heritage School)
25	Micahh Smith	DB	6-0	203	So.	1L	Marshall, Texas (Marshall HS)
26	Ryder Lucas	DB	6-0	188	Sr.	3L	The Woodlands, Texas (The Woodlands College Park HS)
27	Hayden Henry	LB	6-2	220	So.	1L	Little Rock, Ark. (Pulaski Academy)
28	Andrew Parker	LB	6-2	238	Fr.	HS	New Orleans, La. (Sophie B. Wright HS)
28	Reid Bauer	P	5-11	198	Fr.	HS	Magnolia, Texas (Magnolia HS)
29	Derrick Munson	DB	5-11	200	So.	1L	New Orleans, La. (Archbishop Rummel HS)
31	Grant Morgan	LB	5-11	220	So.	1L	Greenwood, Ark. (Greenwood HS)
32	Jordon Curtis	DB	6-0	179	R-Fr.	RS	Jenks, Okla. (Jenks HS)
32	Hayden Johnson	FB	6-2	249	Jr.	2L	Columbia, Mo. (Rock Bridge HS)
33	Dee Walker	LB	6-2	216	So.	1L	Moultrie, Ga. (Colquitt County HS)
34	Kendrick Jackson	FB	6-0	259	Sr.	3L	Haynesville, La. (Haynesville HS)
34	Tyler Phillips	LB	6-1	219	Jr.	1L	North Little Rock, Ark. (North Little Rock HS)
35	Matt Berry	DB	5-10	197	Jr.	TR	Booneville, Ark. (Ouachita Baptist University)
36	D'Vone McClure	LB	6-2	215	So.	1L	Rixey, Ark. (Jacksonville HS)
37	Brenden Young	DB	6-1	198	Jr.	1L	Little Rock, Ark. (Ouachita Baptist University)
38	Jayden Minchew	DB	6-1	190	So.	TR	Springdale, Ark. (Dartmouth)

NUMERICAL ROSTER

No.	Name	Pos.	Ht.	Wt.	Cl.	Exp.	Hometown (Previous School)
39	Thomas Muldrow	WR	5-11	190	Fr.	HS	Gurdon, Ark. (Prescott HS)
40	Kyreï Fisher	LB	6-1	225	So.	SQ	Tulsa, Okla. (Union HS)
40	Trey Purifoy	TE	6-7	237	Jr.	TR	Little Rock, Ark. (Ouachita Baptist University)
42	Jonathan Marshall	DL	6-3	293	So.	1L	Shepherd, Texas (Shepherd HS)
43	George Madden	LS	6-1	207	Jr.	SQ	Blanchard, Okla. (Blanchard HS)
44	Austin Cantrell	TE	6-3	263	Jr.	2L	Roland, Okla. (Roland HS)
44	Cameron Vail	DB	6-1	180	Fr.	HS	Bryant, Ark. (Bryant HS)
45	Simeon Blair	DB	5-10	201	Fr.	HS	Pine Bluff, Ark. (Pine Bluff HS)
46	Damani Carter	DL	5-11	248	Jr.	1L	Fayetteville, Ark. (Fayetteville HS)
48	Nicholas Fulwider	DL	6-7	260	Fr.	HS	Tyrone, Ga. (Sandy Creek HS)
48	Jordan Silver	LS	6-1	217	R-Fr.	RS	Branson, Mo. (Branson HS)
51	Hjalte Froholdt	OL	6-5	315	Sr.	3L	Svendborg, Denmark (IMG [Fla.] Academy)
52	T.J. Smith	DL	6-3	304	Jr.	2L	Moultrie, Ga. (Colquitt County HS)
54	Austin Capps	OL	6-4	311	Jr.	2L	Star City, Ark. (Star City HS)
54	Terrell Collins	LB	6-0	245	So.	SQ	St. Louis, Mo. (Iowa Western CC)
57	Shane Clenin	OL	6-6	302	R-Fr.	RS	Festus, Mo. (Jefferson HS)
58	Griffin Hunt	DL	6-4	222	Fr.	HS	Lucas, Texas (Lovejoy HS)
60	Brian Wallace	OL	6-6	318	Sr.	3L	Florissant, Mo. (Christian Brothers College HS)
62	Johnny Gibson Jr.	OL	6-4	324	Sr.	2L	Dumas, Ark. (Dumas HS)
64	Audry Horn	OL	6-2	290	R-Fr.	RS	Benton, Ark. (Little Rock Catholic HS)
66	Ty Clary	OL	6-4	287	So.	1L	Fayetteville, Ark. (Fayetteville HS)
67	Tyler Hall	OL	6-4	292	So.	SQ	Maumelle, Ark. (Maumelle HS)
68	Kirby Adcock	OL	6-5	280	R-Fr.	RS	Nashville, Ark. (Nashville HS)
69	Dylan Hays	OL	6-3	294	So.	1L	Little Rock, Ark. (Little Rock Christian Academy)
71	Ryan Winkel	OL	6-6	286	Fr.	HS	Memphis, Tenn. (Christian Brothers HS)
73	Noah Gatlin	OL	6-7	293	Fr.	HS	Jonesboro, Ark. (Jonesboro HS)
74	Colton Jackson	OL	6-5	301	Jr.	2L	Conway, Ark. (Conway HS)
75	Silas Robinson	OL	6-4	308	Fr.	HS	Yoakum, Texas (Yoakum HS)
78	Dalton Wagner	OL	6-9	300	R-Fr.	RS	Spring Grove, Ill. (Richmond Burton HS)
79	Jalen Merrick	OL	6-4	318	Jr.	2L	Oak Hill, Fla. (New Smyrna Beach HS)
80	Matthew Phillips	P	5-10	180	Fr.	HS	Brentwood, Tenn. (Brentwood HS)
81	Jarrold Barnes	WR	5-11	183	So.	SQ	Cabot, Ark. (Cabot HS)
82	Gary Cross	WR	6-1	188	Sr.	1L	Fordyce, Ark. (Hutchinson [Kan.] CC)
83	Preston Stafford	K	5-10	166	Fr.	HS	Baton Rouge, La. (Catholic HS)
84	Peyton Ausley	WR	6-2	176	Fr.	HS	Austin, Texas (Vandegriff High School)
85	Cheyenne O'Grady	TE	6-4	251	Jr.	1L	Fayetteville, Ark. (Fayetteville HS)
86	Jamario Bell	DL	6-5	247	Jr.	SQ	Junction City, Ark. (Junction City HS)
86	Tobias Enlow	WR	6-2	207	So.	SQ	North Little Rock, Ark. (North Little Rock HS)
87	Blake Kern	TE	6-4	257	So.	SQ	Lamar, Ark. (Lamar HS)
89	Grayson Gunter	TE	6-6	238	So.	1L	Madison, Miss. (Madison Central HS)
90	Armon Watts	DL	6-5	298	Sr.	1L	St. Louis, Mo. (Christian Brothers College HS)
91	Michael Taylor II	DL	6-2	248	Sr.	SQ	Orlando, Fla. (Riverside City [Calif.] College)
92	Elias Hale	DL	6-4	237	So.	SQ	Fayetteville, Ark. (Fayetteville HS)
93	Isaiah Nichols	DL	6-3	273	Fr.	HS	Springdale, Ark. (Springdale HS)
94	David Porter	DL	6-3	262	R-Fr.	RS	Little Rock, Ark. (Joe T. Robinson HS)

ALPHABETICAL ROSTER

No.	Name	Pos.
36	D'Vone McClure	LB
79	Jalen Merrick	OL
38	Jayden Minchew	DB
31	Grant Morgan	LB
19	Tyson Morris	WR
39	Thomas Muldrow	WR
29	Derrick Munson	DB
7	Jonathan Nance	WR
93	Isaiah Nichols	DL
13	Connor Noland	QB
85	Cheyenne O'Grady	TE
28	Andrew Parker	LB
14	Nathan Parodi	DB
18	Jeremy Patton	TE
16	La'Michael Pettway	WR
80	Matthew Phillips	P
34	Tyler Phillips	LB
16	Bumper Pool	LB
94	David Porter	DL
11	Ryan Pulley	DB
40	Trey Purifoy	TE
9	Santos Ramirez	DB
10	Randy Ramsey	DL
6	Gabe Richardson	DL
75	Silas Robinson	OL
48	Jordan Silver	LS
25	Micahh Smith	DB
52	T.J. Smith	DL
83	Preston Stafford	K
13	Deon Stewart	WR
4	Ty Storey	QB
17	Jimmie Stoudemire	WR
91	Michael Taylor II	DL
14	Britto Tutt	DB
44	Cameron Vail	DB
78	Dalton Wagner	OL
33	Dee Walker	LB
60	Brian Wallace	OL
9	De'Vion Warren	WR
90	Armon Watts	DL
21	Devwah Whaley	RB
71	Ryan Winkel	OL
23	Maleek Williams	RB
8	Michael Woods	WR
37	Brenden Young	DB

FOOTBALL STAFF

Coaching Staff

Chad Morris Head Coach	1st Season
John Chavis Defensive Coordinator/LBs	1st Season
Joe Craddock Offensive Coordinator/QBs	1st Season
Steve Caldwell Defensive Line	1st Season
Ron Cooper Secondary	1st Season
Dustin Fry Offensive Line	1st Season
Barry Lunney Jr. Tight Ends	6th Season
John Scott Jr. Defensive Line	2nd Season
Jeff Traylor Associate Head Coach/RBs	1st Season
Mark Smith Secondary	1st Season
Justin Stepp Wide Receivers	1st Season

Graduate Assistants

Kelvin Bolden Offense	1st Season
Ty Gatson Offense	1st Season
Imarjaye Albury Defense	1st Season
Eric Ponio Defense	1st Season

Quality Control/Analysts

Tanner Burns Special Teams	5th Season
Peyton Traylor Offense	1st Season
Will Bryant Offense	1st Season
Xavier Adibi Defense	1st Season
Corey Chamblin Defense	1st Season
John Roberts Defense	4th Season
GJ Kinne Offensive Analyst	1st Season

Support Staff

Randy Ross Football Operations	1st Season
Trumain Carroll Strength & Conditioning	1st Season
Dave Polanski Athletic Training	1st Season
Taylor Edwards Recruiting	1st Season
Bobby Allen HS/NFL Relations	6th Season
Sam Ogden Video	1st Season
Jake Rosch Equipment	5th Season

PRONUNCIATIONS

Courtne Alexander	core-TRAY
McTelvin Agim	UH-geem
Peyton Ausley	OZ-lee
Jarrold Barnes	JUH-rod
Chevin Calloway	Ch-evin
Tobias Enlow	N-low
Joseph Foucha	foo-SHAY
Hjalte Froholdt	YELL-duh FRO-holt
De'Jon Harris	DEE-jhon
Koilan Jackson	Coy-Lynn
Barry Lunney Jr.	LUHN-ee
Jarques McClellion	JAR-kezz
D'Vone McClure	de-VON
Nathan Parodi	pa-ro-DEE
Britto Tutt	BREE-toe
Devwah Whaley	DEV-wah



McTELVIN AGIM

3

Defensive Line | 6-3 | 279 | Junior
Texarkana, Texas | Hope (Ark.) HS

QUICK HITS

- Arkansas' active career leader in tackles for loss (13.0) and in sacks (5.0).
- Set a career high in tackles for loss (2.5) against Mississippi State (11/24/17).
- Tied his career high in tackles (9) against Mississippi State (11/24/17).
- 37 tackles in 2017 were the second-most among Arkansas defensive linemen.
- One of four SEC players to force multiple fumbles in a conference game last season.

CAREER STATS

	GP/GS	UA	A	ToT	TFL-YDS	SCK-YDS	FF	FR-YDS	INT-YDS	QBH	BRUP
2016	13/5	8	19	27	5.5-23	2.5-13	0	0-0	0-0	2	0
2017	12/11	15	22	37	7.5-33	2.5-19	2	0-0	0-0	3	3
TOTAL	25/16	23	41	64	13.0-56	5.0-32	2	0-0	0-0	5	3

2017 GAME-BY-GAME STATS


	GP/GS	UA	A	ToT	TFL-YDS	SCK-YDS	FF	FR-YDS	INT-YDS	QBH	BRUP
FLORIDA A&M	1/1	3	1	4	1.0-2	0.0-0	0	0-0	0-0	0	0
TCU	1/1	3	6	9	1.5-3	0.0-0	0	0-0	0-0	0	0
vs. Texas A&M	1/1	1	1	2	0.5-1	0.0-0	0	0-0	0-0	2	0
NEW MEXICO STATE	1/1	2	0	2	1.0-11	1.0-11	0	0-0	0-0	1	1
at South Carolina	1/1	0	1	1	0.0-0	0.0-0	0	0-0	0-0	0	1
at Alabama	1/1	0	3	3	0.5-2	0.5-2	0	0-0	0-0	0	0
AUBURN	1/1	1	0	1	0.0-0	0.0-0	0	0-0	0-0	0	0
at Ole Miss	1/0	0	1	1	0.5-1	0.0-0	0	0-0	0-0	0	0
COASTAL CAROLINA	1/1	0	0	0	0.0-0	0.0-0	0	0-0	0-0	0	0
at LSU	1/1	0	2	2	0.0-0	0.0-0	0	0-0	0-0	0	0
MISSISSIPPI STATE	1/1	4	5	9	2.5-13	1.0-6	2	0-0	0-0	0	0
MISSOURI	1/1	1	2	3	0.0-0	0.0-0	0	0-0	0	0	1
TOTAL	12/11	15	22	37	7.5-33	2.5-19	2	0-0	0-0	3	3

2017 SEASON HIGHS

Tackles 9 (2x) last vs. Mississippi State (11/18/17)
Tackles For Loss 2.5 vs. Mississippi State (11/18/17)
Sacks 1 (2x) last vs. Mississippi State (11/18/17)
QB Hurries 2 vs. Texas A&M (9/23/17)
Pass Breakups 1 (3x), last vs Missouri (11/24/18)
Forced Fumbles 2 vs. Mississippi State (11/18/17)

CAREER HIGHS

Tackles 9 vs. TCU (9/9/17)
Tackles For Loss 2.5 vs. Mississippi State (11/18/17)
Sacks 1 (4x) last vs. Mississippi State (11/18/17)
QB Hurries 2 vs. Texas A&M (9/23/17)
Pass Breakups 1 (3x), last vs Missouri (11/24/18)
Forced Fumbles 2 vs. Mississippi State (11/18/17)



AUSTIN CANTRELL

44

Tight End | 6-3 | 253 | Junior
Roland, Okla. | Roland HS

QUICK HITS

- Took his first career carry up the middle for a 5-yard TD against Coastal Carolina (11/4/17)
- Recorded a catch in 18 of 25 career games.
- Caught a 1-yard TD pass from Rawleigh Williams III at Mississippi State (11/19/16).
- Only player on roster who is married.

CAREER STATS

	GP/GS	RECEIVING					RUSHING				
		REC	YDS	AVG	TD	LNG	ATT	YDS	AVG	TD	LNG
2016	13/5	13	120	9.2	2	32	0	0	0.0	0	0
2017	12/10	13	85	6.5	0	31	4	15	3.8	1	5
TOTAL	25/15	26	205	7.9	2	32	4	26	3.8	1	5

2017 GAME-BY-GAME STATS

	GP/GS	REC	YDS	AVG	TD	LNG	ATT	YDS	AVG	TD	LNG
FLORIDA A&M	1/1	2	16	8.0	0	11	0	0	0.0	0	0
TCU	1/1	0	0	0.0	0	0	0	0	0.0	0	0
vs. Texas A&M	1/1	2	39	19.5	0	31	0	0	0.0	0	0
NEW MEXICO STATE	1/1	1	4	4.0	0	4	0	0	0.0	0	0
at South Carolina	1/1	2	12	6.0	0	7	0	0	0.0	0	0
at Alabama	1/1	1	1	1.0	0	1	0	0	0.0	0	0
AUBURN	1/0	0	0	0.0	0	0	0	0	0.0	0	0
at Ole Miss	1/1	3	15	5.0	0	9	0	0	0.0	0	0
COASTAL CAROLINA	1/0	1	6	6.0	0	6	3	13	4.3	1	5
at LSU	1/1	1	-8	-8.0	0	0	1	2	2.0	0	2
MISSISSIPPI STATE	1/1	0	0	0.0	0	0	0	0	0.0	0	0
MISSOURI	1/1	0	0	0.0	0	0	0	0	0.0	0	0
TOTAL	12/10	13	85	6.5	0	31	4	15	3.8	1	5

2017 SEASON HIGHS

Receptions 3 at Ole Miss (10/28/17)
Receiving Yards 39 vs. Texas A&M (9/23/17)
Receiving Touchdowns None
Long Reception 31 vs. Texas A&M (9/23/17)
Rushes 3 vs. Coastal Carolina (11/4/17)
Rushing Yards 13 vs. Coastal Carolina (11/4/17)
Rushing Touchdowns 1 vs. Coastal Carolina (11/4/17)

CAREER HIGHS

Receptions 3 at Ole Miss (10/28/17)
Receiving Yards 39 vs. Texas A&M (9/23/17)
Receiving Touchdowns 1 (2x), last at Missouri (11/25/16)
Long Reception 32 at Missouri (11/25/16)
Rushes 3 vs. Coastal Carolina (11/4/17)
Rushing Yards 13 vs. Coastal Carolina (11/4/17)
Rushing Touchdowns 1 vs. Coastal Carolina (11/4/17)

GAME 1 EASTERN ILLINOIS



JARED CORNELIUS

1

Wide Receiver | 5-11 | 203 | Senior
Shreveport, La. | Evangel Christian Academy

QUICK HITS

- Missed the final nine games of the 2017 season with an Achilles injury.
- Dating back to the 2016 season, 25 of his 37 catches have resulted in a first down or TD.
- Led the team in catches of 30+ yards (5), 25+ yards (7) and 20+ yards (11) in 2016.



CAREER STATS

	RECEIVING				RUSHING				PUNT RETURN						
	GP/GS	REC	YDS	AVG	TD	LNG	ATT	YDS	AVG	TD	LNG	RET	YDS	TD	LNG
2014	13/0	18	212	11.8	2	38	5	23	4.6	0	11	9	91	0	35
2015	9/6	24	393	16.4	3	58	7	112	16.0	2	69	7	93	0	43
2016	11/4	32	515	16.1	4	57	13	53	4.1	1	14	12	85	0	21
2017	3/2	5	43	8.6	1	15	0	0	0.0	0	0	0	0	0	0
TOTAL	36/12	79	1,163	14.7	10	58	25	188	7.5	3	69	28	269	0	43

2017 GAME-BY-GAME STATS

	RECEIVING				RUSHING				PUNT RETURN						
	GP/GS	REC	YDS	AVG	TD	LNG	ATT	YDS	AVG	TD	LNG	RET	YDS	TD	LNG
FLORIDA A&M	1/0	1	6	6.0	0	6	0	0	0.0	0	0	0	0	0	0
TCU	1/1	1	2	2.0	0	2	0	0	0.0	0	0	0	0	0	0
vs. Texas A&M	1/1	3	35	11.7	1	15	0	0	0.0	0	0	0	0	0	0
NEW MEXICO STATE	-	-	-	-	-	-	-	-	-	-	-	-	-	-	-
at South Carolina	-	-	-	-	-	-	-	-	-	-	-	-	-	-	-
at Alabama	-	-	-	-	-	-	-	-	-	-	-	-	-	-	-
AUBURN	-	-	-	-	-	-	-	-	-	-	-	-	-	-	-
at Ole Miss	-	-	-	-	-	-	-	-	-	-	-	-	-	-	-
COASTAL CAROLINA	-	-	-	-	-	-	-	-	-	-	-	-	-	-	-
at LSU	-	-	-	-	-	-	-	-	-	-	-	-	-	-	-
MISSISSIPPI STATE	-	-	-	-	-	-	-	-	-	-	-	-	-	-	-
MISSOURI	-	-	-	-	-	-	-	-	-	-	-	-	-	-	-
TOTAL	3/2	5	43	8.6	1	15	0	0	0.0	0	0	0	0	0	0

2017 SEASON HIGHS

Receptions	3 vs. Texas A&M (9/23/17)
Receiving Yards	35 vs. Texas A&M (9/23/17)
Receiving TDs	1 vs. Texas A&M (9/23/17)
Long Reception	15 vs. Texas A&M (9/23/17)
100-Yard Games	None
Rushes	None
Rushing Yards	None
Rushing TDs	None
Long Rush	None
Punt Returns	None
Punt Return Yards	None
Punt Return TDs	None

CAREER HIGHS

Receptions	7 vs. Texas A&M (9/24/16)
Receiving Yards	146 vs. Alabama (10/8/16)
Receiving TDs	2 vs. Alcorn State (10/1/16)
Long Reception	58 vs. UTEP (9/5/15)
100-Yard Games	3, last vs. Alabama (10/8/16)
Rushes	3 vs. LA Tech (9/3/16)
Rushing Yards	71 at LSU (11/14/15)
Rushing TDs	1 (2x), last vs. Ole Miss (10/15/16)
Long Rush	69 at LSU (11/14/15)
Punt Returns	3 vs. Florida (11/5/16)
Punt Return Yards	43 vs. Toledo (9/12/15)
Punt Return TDs	None
Long Return	43 vs. Toledo (9/12/15)
Total TDs	2 vs. Alcorn State (10/1/16)



KAMREN CURL

2

Defensive Back | 6-2 | 201 | Sophomore
San Diego, Calif. | Muskogee HS (Okla.)

QUICK HITS

- One of eight underclassmen, five freshmen, to breakup eight or more passes in 2017.
- 8 PBUs were the most by an Arkansas Freshman since Lawrence Richardson (17) in 2001.
- One of 10 freshmen in the FBS to record 7 pass breakups against conference competition.
- Finished sixth on the team in total tackles (46) last season.
- Was the only Arkansas freshman to make a start on the defensive side of the ball in 2017.

CAREER STATS

	GP/GS	UA	A	ToT	TFL-YDS	SCK-YDS	FF	FR-YDS	INT-YDS	QBH	BRUP
2017	12/11	32	14	46	0.0-0	0.0-0	0	0-0	0-0	0	8
TOTAL	12/11	32	14	46	0.0-0	0.0-0	0	0-0	0-0	0	8

2017 GAME-BY-GAME STATS

	GP/GS	UA	A	ToT	TFL-YDS	SCK-YDS	FF	FR-YDS	INT-YDS	QBH	BRUP
FLORIDA A&M	1/0	3	0	3	0.0-0	0.0-0	0	0-0	0-0	0	1
TCU	1/1	1	0	1	0.0-0	0.0-0	0	0-0	0-0	0	0
vs. Texas A&M	1/1	5	3	8	0.0-0	0.0-0	0	0-0	0-0	0	0
NEW MEXICO STATE	1/1	4	1	5	0.0-0	0.0-0	0	0-0	0-0	0	0
at South Carolina	1/1	2	0	2	0.0-0	0.0-0	0	0-0	0-0	0	3
at Alabama	1/1	5	1	6	0.0-0	0.0-0	0	0-0	0-0	0	0
AUBURN	1/1	3	2	5	0.0-0	0.0-0	0	0-0	0-0	0	1
at Ole Miss	1/1	1	1	2	0.0-0	0.0-0	0	0-0	0-0	0	1
COASTAL CAROLINA	1/1	2	0	2	0.0-0	0.0-0	0	0-0	0-0	0	0
at LSU	1/1	3	1	4	0.0-0	0.0-0	0	0-0	0-0	0	1
MISSISSIPPI STATE	1/1	2	4	6	0.0-0	0.0-0	0	0-0	0-0	0	1
MISSOURI	1/1	1	1	2	0.0-0	0.0-0	0	0-0	0-0	0	0
TOTAL	12/11	32	14	46	0.0-0	0.0-0	0	0-0	0-0	0	8

2017 SEASON HIGHS

Tackles	8 vs. Texas A&M (9/23/17)
Tackles For Loss	None
Sacks	None
QB Hurries	None
Pass Breakups	3 at South Carolina (10/7/17)
Forced Fumbles	None
Interceptions	None

CAREER HIGHS

Tackles	8 vs. Texas A&M (9/23/17)
Tackles For Loss	None
Sacks	None
QB Hurries	None
Pass Breakups	3 at South Carolina (10/7/17)
Forced Fumbles	None
Interceptions	None



DRE GREENLAW

23

Linebacker | 6-0 | 227 | Senior
Fayetteville, Ark. | Fayetteville HS

QUICK HITS

- Has started 30 games in his career, the most on the roster.
- Became the first Razorback to record at least 14 tackles in consecutive games since 2003.
- Since 2015, has recorded double digit stops in 11 games.
- Finished tied for fourth in the SEC in tackles during conference play (72) last season.
- Named a preseason Butkus Award watch list member.

CAREER STATS

	GP/GS	UA	A	ToT	TFL-YDS	SCK-YDS	FF	FR-YDS	INT-YDS	QBH	BRUP
2015	13/11	46	49	95	3.5-20	1.0-14	2	0-0	0-0	1	1
2016	7/7	22	20	42	1.5-3	0.0-0	0	2-0	1-3	1	0
2017	12/12	52	51	103	1.5-15	1.0-14	0	0-0	0-0	2	2
TOTAL	32/30	120	120	240	6.5-38	2.0-28	2	2-0	1-3	4	3

2017 GAME-BY-GAME STATS

	GP/GS	UA	A	ToT	TFL-YDS	SCK-YDS	FF	FR-YDS	INT-YDS	QBH	BRUP
FLORIDA A&M	1/1	0	2	2	0.0-0	0.0-0	0	0-0	0-0	0	0
TCU	1/1	9	8	17	0.0-0	0.0-0	0	0-0	0-0	1	0
vs. Texas A&M	1/1	9	5	14	0.0-0	0.0-0	0	0-0	0-0	0	1
NEW MEXICO STATE	1/1	1	0	1	0.0-0	0.0-0	0	0-0	0-0	1	0
at South Carolina	1/1	4	1	5	0.0-0	0.0-0	0	0-0	0-0	0	0
at Alabama	1/1	0	5	5	0.0-0	0.0-0	0	0-0	0-0	0	1
AUBURN	1/1	9	4	13	0.0-0	0.0-0	0	0-0	0-0	0	0
at Ole Miss	1/1	2	3	5	0.0-0	0.0-0	0	0-0	0-0	0	0
COASTAL CAROLINA	1/1	5	6	11	0.0-0	0.0-0	0	0-0	0-0	0	0
at LSU	1/1	3	6	9	0.0-0	0.0-0	0	0-0	0-0	0	0
MISSISSIPPI STATE	1/1	5	5	10	0.5-1	0.0-0	0	0-0	0-0	0	0
MISSOURI	1/1	5	6	11	1.0-14	1.0-14	0	0-0	0-0	0	0
TOTAL	12/12	52	51	103	1.5-15	1.0-14	0	0-0	0-0	2	2

2017 SEASON HIGHS

Tackles17 vs TCU (9/9/17)
 Double-Figure Tackle Games 6 last vs. Missouri (11/24/17)
 Tackles For Loss1.0 vs Missouri (11/24/17)
 Sacks1.0 vs Missouri (11/24/17)
 Interceptions None
 Interception Return Yards None
 QB Hurries1 vs. TCU (9/9/17)
 Pass Breakups1 (2x) last vs. New Mexico State (9/30/17)
 Forced Fumbles None

CAREER HIGHS

Tackles17 vs. TCU (9/9/17)
 Double-Figure Tackle Games11 last vs. Missouri (11/24/17)
 Tackles For Loss 1.5 vs. Texas A&M (9/24/16)
 Sacks1.0 (2x) vs Missouri (11/24/17)
 Interceptions 1 vs. LA Tech (9/3/16)
 Interception Return Yards 3 vs. LA Tech (9/3/16)
 QB Hurries1 (4x), last vs. New Mexico State (9/30/17)
 Pass Breakups1 (3x), last vs. Texas A&M (9/23/17)
 Forced Fumbles1 (3x), last vs. Alabama (10/8/16)



BRISTON GUIDRY

7

Defensive Line | 6-2 | 292 | Sophomore
Kenner, La. | Archbishop Rummel HS

QUICK HITS

- Saw action in 11 games last season, playing 280 defensive snaps.
- Recorded at least one tackle in nine games in 2017.
- Posted a career high five tackles and recovered a fumble in the end zone against MSU.
- Played a season-high 50 defensive snaps against Missouri, recording his first career sack.
- A four-star recruit by ESPN, 247Sports and Rivals.

CAREER STATS

	GP/GS	UA	A	ToT	TFL-YDS	SCK-YDS	FF	FR-YDS	INT-YDS	QBH	BRUP
2017	11/0	8	13	21	3.5-8	1.0-3	1	2-0	0-0	2	0
TOTAL	11/0	8	13	21	3.5-8	1.0-3	1	2-0	0-0	2	0

2017 GAME-BY-GAME STATS

	GP/GS	UA	A	ToT	TFL-YDS	SCK-YDS	FF	FR-YDS	INT-YDS	QBH	BRUP
Florida A&M	1/0	0	2	2	0.5-1	0.0-0	0	0-0	0-0	0	0
TCU	1/0	0	0	0	0.0-0	0.0-0	0	1-0	0-0	0	0
vs. Texas A&M	1/0	0	1	1	0.0-0	0.0-0	0	0-0	0-0	0	0
New Mexico State	1/0	0	0	0	0.0-0	0.0-0	0	0-0	0-0	0	0
at South Carolina	-	-	-	-	-	-	-	-	-	-	-
at Alabama	1/0	1	1	2	0.0-0	0.0-0	0	0-0	0-0	1	0
Auburn	1/0	1	1	2	0.0-0	0.0-0	0	0-0	0-0	0	0
at Ole Miss	1/0	0	2	2	0.0-0	0.0-0	0	0-0	0-0	0	0
Coastal Carolina	1/0	2	1	3	1.0-3	0.0-0	1	0-0	0-0	0	0
at LSU	1/0	1	0	1	1.0-1	0.0-0	0	0-0	0-0	0	0
Mississippi State	1/0	1	4	5	0.0-0	0.0-0	0	1-0	0-0	1	0
Missouri	1/0	2	1	3	1.0-3	1.0-3	0	0-0	0-0	0	0
TOTAL	11/0	8	13	21	3.5-8	1.0-3	1	2-0	0-0	2	0

2017 SEASON HIGHS

Tackles5 vs Mississippi State (11/18/17)
 Tackles For Loss1.0 (3x) last vs Missouri (11/24/17)
 Sacks1.0 vs Missouri (11/24/17)
 Interceptions None
 Interception Return Yards None
 QB Hurries1 (2x) last vs Mississippi State (11/18/17)
 Pass Breakups None
 Forced Fumbles1 vs Coastal Carolina (11/4/18)

CAREER HIGHS

Tackles5 vs Mississippi State (11/18/17)
 Tackles For Loss1.0 (3x) last vs Missouri (11/24/17)
 Sacks1.0 vs Missouri (11/24/17)
 Interceptions None
 Interception Return Yards None
 QB Hurries1 (2x) last vs Mississippi State (11/18/17)
 Pass Breakups None
 Forced Fumbles1 vs Coastal Carolina (11/4/18)

GAME 1 EASTERN ILLINOIS



T.J. HAMMONDS

6

Running Back | 5-10 | 205 | Junior
Little Rock, Ark. | Joe T. Robinson HS

QUICK HITS

- Responsible for two of the three longest plays from scrimmage for Arkansas last season.
- His 88-yard TD run against Coastal Carolina was the sixth-longest run in team history.
- Logged 12 runs for a first down, nine for 10+ yards and four for 20+ yards last season.
- Became the 4th player in team history to have multiple 60+ yard TDs in a game since 1997.
- First Hog since Jonathan Williams (2012) with two TD of 60+ yards in the same game.

CAREER STATS

	RECEIVING					RUSHING					
	GP/GS	REC	YDS	AVG	TD	LNG	ATT	YDS	AVG	TD	LNG
2016	8/0	0	0	0.0	0	0	15	88	5.9	1	30
2017	12/0	2	64	32.0	1	60	32	267	8.3	1	88
TOTAL	20/0	2	64	32.0	1	60	47	355	7.6	2	88

2017 GAME-BY-GAME STATS

	RECEIVING					RUSHING					
	GP/GS	REC	YDS	AVG	TD	LNG	ATT	YDS	AVG	TD	LNG
FLORIDA A&M	1/0	0	0	0.0	0	0	3	22	7.3	0	12
TCU	1/0	0	0	0.0	0	0	0	0	0.0	0	0
vs. Texas A&M	1/0	0	0	0.0	0	0	1	8	8.0	0	8
NEW MEXICO STATE	1/0	0	0	0.0	0	0	1	4	4.0	0	4
at South Carolina	1/0	0	0	0.0	0	0	2	22	11.0	0	12
at Alabama	1/0	0	0	0.0	0	0	0	0	0.0	0	0
AUBURN	1/0	0	0	0.0	0	0	0	0	0.0	0	0
at Ole Miss	1/0	0	0	0.0	0	0	11	89	8.1	0	23
COASTAL CAROLINA	1/0	1	60	60.0	1	60	7	119	17.0	1	88
at LSU	1/0	0	0	0.0	0	0	3	0	0.0	0	2
MISSISSIPPI STATE	1/0	1	4	4.0	0	4	3	-1	-0.3	0	0
MISSOURI	1/0	0	0	0.0	0	0	1	4	4.0	0	4
TOTAL	12/0	2	64	32.0	1	60	32	267	8.3	1	88

2017 SEASON HIGHS

Rushes	11 at Ole Miss (10/28/17)
Rushing Yards	119 vs. Coastal Carolina (11/4/17)
Rushing Touchdowns	1 vs. Coastal Carolina (11/4/17)
Long Rush	88 vs. Coastal Carolina (11/4/17)
Receptions	1 vs. Coastal Carolina (11/4/17)
Receiving Yards	60 vs. Coastal Carolina (11/4/17)
Receiving Touchdowns	1 vs. Coastal Carolina (11/4/17)
Long Reception	60 vs. Coastal Carolina (11/4/17)

CAREER HIGHS

Rushes	11 at Ole Miss (10/28/17)
Rushing Yards	119 vs. Coastal Carolina (11/4/17)
Rushing Touchdowns	1 (2x), last vs. Coastal Carolina (11/4/17)
Long Rush	88 vs. Coastal Carolina (11/4/17)
Receptions	1 vs. Coastal Carolina (11/4/17)
Receiving Yards	60 vs. Coastal Carolina (11/4/17)
Receiving Touchdowns	1 vs. Coastal Carolina (11/4/17)
Long Reception	60 vs. Coastal Carolina (11/4/17)



De'JON HARRIS

8

Linebacker | 6-0 | 244 | Junior
Harvey, La. | John Ehret HS

QUICK HITS

- Led the team in tackles seven times last season, recording seven double-digit tackle games pacing Arkansas with 115 tackles and finished third in the SEC.
- Teamed up with Dre Greenlaw to form one of just 12 duos in FBS to record 100+ tackles each in 2017.
- Named a preseason Butkus Award watch list member.

CAREER STATS

	GP/GS	UA	A	ToT	TFL-YDS	SCK-YDS	FF	FR-YDS	INT-YDS	QBH	BRUP
2016	12/0	18	19	37	2.0-8	1.0-6	1	0-0	0-0	0	0
2017	12/12	66	49	115	8.5-25	3.5-18	0	0-0	0-0	4	2
TOTAL	24/12	84	68	152	10.5-33	4.5-24	1	0-0	0-0	4	2

2017 GAME-BY-GAME STATS

	GP/GS	UA	A	ToT	TFL-YDS	SCK-YDS	FF	FR-YDS	INT-YDS	QBH	BRUP
FLORIDA A&M	1/1	5	0	5	1.0-1	0.0-0	0	0-0	0-0	0	0
TCU	1/1	1	7	8	0.5-3	0.5-3	0	0-0	0-0	0	0
vs. Texas A&M	1/1	6	8	14	1.5-2	0.0-0	0	0-0	0-0	0	1
NEW MEXICO STATE	1/1	3	1	4	0.0-0	0.0-0	0	0-0	0-0	0	1
at South Carolina	1/1	11	1	12	0.0-0	0.0-0	0	0-0	0-0	0	0
at Alabama	1/1	7	5	12	2.0-13	1.0-12	0	0-0	0-0	0	0
AUBURN	1/1	6	5	11	0.0-0	0.0-0	0	0-0	0-0	0	0
at Ole Miss	1/1	1	1	2	0.0-0	0.0-0	0	0-0	0-0	0	0
COASTAL CAROLINA	1/1	11	2	13	2.0-3	1.0-2	0	0-0	0-0	1	0
at LSU	1/1	6	6	12	0.5-2	0.0-0	0	0-0	0-0	0	0
MISSISSIPPI STATE	1/1	3	5	8	0.0-0	0.0-0	0	0-0	0-0	0	0
MISSOURI	1/1	6	8	14	1.0-1	1.0-1	0	0-0	0-0	3	0
TOTAL	12/12	66	49	115	8.5-25	3.5-18	0	0-0	0-0	4	2

2017 SEASON HIGHS

Tackles	14 (2x) last vs. Missouri (11/24/17)
Tackles For Loss	2 (2x) last vs. Coastal Carolina (11/4/17)
Sacks	1 (3x) last vs. Missouri (11/24/17)
Interceptions	None
Interception Return Yards	None
QB Hurries	3 vs. Missouri (11/24/17)
Pass Breakups	1 (2x) last vs. New Mexico State (9/30/17)
Forced Fumbles	None

CAREER HIGHS

Tackles	14 (2x) last vs. Missouri (11/24/17)
Tackles For Loss	2.0 (2x), last vs. Coastal Carolina (11/4/17)
Sacks	1 (4x) last vs. Missouri (11/24/17)
Interceptions	None
Interception Return Yards	None
QB Hurries	3 vs. Missouri (11/24/17)
Pass Breakups	1 (2x), last vs. New Mexico State (9/30/17)
Forced Fumbles	1 vs. Alabama (10/8/16)



CHASE HAYDEN

2

Running Back | 5-10 | 200 | Sophomore
Memphis, Tenn. | Saint George's Independent School

QUICK HITS

- Was the first Arkansas true freshman with multiple rushing TDs in a game since 2011.
- His 120 yards against Florida A&M were the 14th-most by a true freshman in team history.
- The only true freshman to rush for 100+ yards and score a TD in week one last season.
- Led all freshmen in the SEC with four rushing TDs before his injury.
- Named a preseason Doak Walker Award watch list member.

CAREER STATS

	GP/GS	RUSHING					RECEIVING				
		ATT	YDS	AVG	TD	LNG	REC	YDS	AVG	TD	LNG
2017	7/0	61	326	5.3	4	40	1	23	23.0	0	23
TOTAL	7/0	61	326	5.3	4	40	1	23	23.0	0	23

2017 GAME-BY-GAME STATS


	GP/GS	RUSHING					RECEIVING				
		ATT	YDS	AVG	TD	LNG	REC	YDS	AVG	TD	LNG
FLORIDA A&M	1/0	14	120	8.6	1	17	0	0	0.0	0	0
TCU	1/0	2	1	0.5	0	2	0	0	0.0	0	0
vs. Texas A&M	1/0	13	77	5.9	1	22	0	0	0.0	0	0
NEW MEXICO STATE	1/0	12	48	4.0	2	9	0	0	0.0	0	0
at South Carolina	1/0	9	28	3.1	0	9	0	0	0.0	0	0
at Alabama	1/0	9	21	1.1	0	10	0	0	0.0	0	0
AUBURN	1/0	2	42	21.0	0	40	1	23	23.0	0	23
at Ole Miss	-	-	-	-	-	-	-	-	-	-	-
COASTAL CAROLINA	-	-	-	-	-	-	-	-	-	-	-
at LSU	-	-	-	-	-	-	-	-	-	-	-
MISSISSIPPI STATE	-	-	-	-	-	-	-	-	-	-	-
MISSOURI	-	-	-	-	-	-	-	-	-	-	-
TOTAL	7/0	61	326	5.3	4	40	1	23	23.0	0	23

2017 SEASON HIGHS

Rushes	14 vs. Florida A&M (8/31/17)
Rushing Yards	120 vs. Florida A&M (8/31/17)
Rushing Touchdowns	2 vs. New Mexico State (9/30/17)
Long Rush	40 vs. Auburn (10/21/17)
100-Yard Games	1, 120 vs. Florida A&M (8/31/17)
Receptions	1 vs. Auburn (10/21/17)
Receiving Yards	23 vs. Auburn (10/21/17)
Receiving Touchdowns	None
Long Reception	23 vs. Auburn (10/21/17)

CAREER HIGHS

Rushes	14 vs. Florida A&M (8/31/17)
Rushing Yards	120 vs. Florida A&M (8/31/17)
Rushing Touchdowns	2 vs. New Mexico State (9/30/17)
Long Rush	40 vs. Auburn (10/21/17)
100-Yard Games	1, 120 vs. Florida A&M (8/31/17)
Receptions	1 vs. Auburn (10/21/17)
Receiving Yards	23 vs. Auburn (10/21/17)
Receiving Touchdowns	None
Long Reception	23 vs. Auburn (10/21/17)



HAYDEN HENRY

27

Linebacker | 6-2 | 222 | Sophomore
Little Rock, Ark. | Pulaski Academy

QUICK HITS

- Earned a scholarship following the conclusion of the 2017 season.
- Saw action in all 12 games and played a key role on special teams, recording three tackles.
- Rated a three-star recruit by 247Sports and ranked as the No. 13 player in the state.
- Recorded a tackle in back-to-back games for the first time to end the season.

CAREER STATS

	GP/GS	UA	A	ToT	TFL-YDS	SCK-YDS	FF	FR-YDS	INT-YDS	QBH	BRUP
2017	12/0	3	0	3	0.0-0	0.0-0	0	0-0	0-0	0	0
TOTAL	30/28	110	109	219	5.0-23	1.0-14	2	2-0	1-3	4	3

2017 GAME-BY-GAME STATS

	GP/GS	UA	A	ToT	TFL-YDS	SCK-YDS	FF	FR-YDS	INT-YDS	QBH	BRUP
TCU	1/0	0	0	0	0.0-0	0.0-0	0	0-0	0-0	0	0
vs. Texas A&M	1/0	0	0	0	0.0-0	0.0-0	0	0-0	0-0	0	0
NEW MEXICO STATE	1/0	0	0	0	0.0-0	0.0-0	0	0-0	0-0	0	0
at South Carolina	1/0	0	0	0	0.0-0	0.0-0	0	0-0	0-0	0	0
at Alabama	1/0	0	0	0	0.0-0	0.0-0	0	0-0	0-0	0	0
AUBURN	1/0	0	0	0	0.0-0	0.0-0	0	0-0	0-0	0	0
at Ole Miss	1/0	0	0	0	0.0-0	0.0-0	0	0-0	0-0	0	0
COASTAL CAROLINA	1/0	0	0	0	0.0-0	0.0-0	0	0-0	0-0	0	0
at LSU	1/0	0	0	0	0.0-0	0.0-0	0	0-0	0-0	0	0
MISSISSIPPI STATE	1/0	1	0	1	0.0-0	0.0-0	0	0-0	0-0	0	0
MISSOURI	1/0	1	0	1	0.0-0	0.0-0	0	0-0	0-0	0	0
TOTAL	12/0	3	0	3	0.0-0	0.0-0	0	0-0	0-0	0	0

2017 SEASON HIGHS

Tackles	1 (3x) last vs Missouri (11/24/17)
Tackles For Loss	None
Sacks	None
Interceptions	None
Interception Return Yards	None
QB Hurries	None
Pass Breakups	None
Forced Fumbles	None

CAREER HIGHS

Tackles	1 (3x) last vs Missouri (11/24/17)
Tackles For Loss	None
Sacks	None
Interceptions	None
Interception Return Yards	None
QB Hurries	None
Pass Breakups	None
Forced Fumbles	None



BLAKE JOHNSON **18**

Punter | 6-1 | 182 | Junior
Long Beach, Calif | Los Alamitos HS

QUICK KICKS

- Pinned opponents inside the 20 16 times, while recording just three touchbacks.
- 26 of his 61 (.426) punts have been fair caught in his career.
- Booted two 50+ yard punts against Texas A&M (9/23/17), recording five total in 2017.
- Averaged 36.6 yards a punt in 2017.

CAREER STATS

	GP	NO	YDS	LNG	BLKD	TB	FC	50+	INSIDE 20
2016	1	2	94	48	0	0	2	0	1
2017	12	59	2,277	60	0	3	24	5	16
TOTAL	13	61	2,371	60	0	3	26	5	17

2017 GAME-BY-GAME STATS

	GP	NO	YDS	LNG	BLKD	TB	FC	50+	INSIDE 20
FLORIDA A&M	1	2	76	42	0	1	1	0	1
TCU	1	6	247	58	0	0	3	1	1
vs. Texas A&M	1	7	307	53	0	0	5	2	2
NEW MEXICO STATE	1	1	29	29	0	0	0	0	1
at South Carolina	1	5	175	45	0	0	2	0	0
at Alabama	1	8	307	49	0	0	2	0	3
AUBURN	1	6	270	60	0	2	3	1	2
at Ole Miss	1	3	113	42	0	0	1	0	0
COASTAL CAROLINA	1	3	97	47	0	0	1	0	1
at LSU	1	7	244	46	0	0	3	0	1
MISSISSIPPI STATE	1	6	219	44	0	0	2	0	2
MISSOURI	1	5	193	57	0	0	1	1	1
TOTAL	12	59	2,277	60	0	3	24	5	16

2017 SEASON HIGHS

Punts.....	8 at Alabama (10/14/17)
Longest Punt.....	60 vs. Auburn (10/21/17)
Highest Average.....	45.0 vs. Auburn (10/21/17)
Fair Catches.....	5 vs. Texas A&M (9/23/17)
Most 50+.....	3 vs. Auburn (10/21/17)
Inside 20.....	3 at Alabama (10/14/17)

CAREER HIGHS

Punts.....	8 at Alabama (10/14/17)
Longest Punt.....	60 vs. Auburn (10/21/17)
Highest Average.....	47.0 vs. Alcorn State (10/1/16)
Fair Catches.....	5 vs. Texas A&M (9/23/17)
Most 50+.....	2 vs. Texas A&M (9/23/17)
Inside 20.....	3 at Alabama (10/14/17)



JORDAN JONES **10**

Wide Receiver | 6-1 | 180 | Sophomore
Smackover, Ark. | Smackover HS

QUICK HITS

- Led the team in TD receptions against SEC teams with three.
- Led all receivers in 2017, averaging 19.1 yards per catch.
- Finished 2nd on the team in catches over 15+ yards (13), and third in first-down catches (14)
- His 65-yard reception against Missouri was Arkansas' longest reception of the season.
- Was the only Arkansas player with multiple catches of 50+ yards in 2017.

CAREER STATS

	GP/GS	RECEIVING				RUSHING					
		REC	YDS	AVG	TD	LNG	ATT	YDS	AVG	TD	LNG
2017	12/6	21	401	19.1	3	65	8	88	11.0	0	30
TOTAL	12/6	21	401	19.1	3	65	8	88	11.0	0	30

2017 GAME-BY-GAME STATS

	GP/GS	RECEIVING				RUSHING					
		REC	YDS	AVG	TD	LNG	ATT	YDS	AVG	TD	LNG
FLORIDA A&M	1/0	1	8	8.0	0	8	1	9	9.0	0	9
TCU	1/1	0	0	0.0	0	0	0	0	0.0	0	0
vs. Texas A&M	1/0	1	-1	-1.0	0	0	2	50	25.0	0	30
NEW MEXICO STATE	1/1	4	84	21.0	0	32	1	5	5.0	0	5
at South Carolina	1/1	3	37	12.3	1	16	1	9	9.0	0	9
at Alabama	1/0	4	72	18.0	1	46	0	0	0.0	0	0
AUBURN	1/1	2	33	16.5	0	17	0	0	0.0	0	0
at Ole Miss	1/0	0	0	0.0	0	0	1	-1	-1.0	0	0
COASTAL CAROLINA	1/0	1	19	19.0	0	19	0	0	0.0	0	0
at LSU	1/0	1	7	7.0	0	7	0	0	0.0	0	0
MISSISSIPPI STATE	1/1	2	20	10.0	0	11	1	7	7.0	0	7
MISSOURI	1/1	2	122	61.0	1	65	1	9	9.0	0	9
TOTAL	12/6	21	401	19.1	3	65	8	88	11.0	0	30

2017 SEASON HIGHS

Receptions.....	4 (2x), last at Alabama (10/14/17)
Receiving Yards.....	84 vs. New Mexico State (9/30/17)
Receiving Touchdowns.....	1 (2x), last at Alabama (10/14/17)
Long Reception.....	46 at Alabama (10/14/17)
Rushes.....	2 vs. Texas A&M (9/23/17)
Rushing Yards.....	50 vs. Texas A&M (9/23/17)
Rushing Touchdowns.....	None
Long Rush.....	30 vs. Texas A&M (9/23/17)

CAREER HIGHS

Receptions.....	4 (2x), last at Alabama (10/14/17)
Receiving Yards.....	84 vs. New Mexico State (9/30/17)
Receiving Touchdowns.....	1 (2x), last at Alabama (10/14/17)
Long Reception.....	46 at Alabama (10/14/17)
Rushes.....	2 vs. Texas A&M (9/23/17)
Rushing Yards.....	50 vs. Texas A&M (9/23/17)
Rushing Touchdowns.....	None
Long Rush.....	30 vs. Texas A&M (9/23/17)

GAME 1 EASTERN ILLINOIS



CHEYENNE O'GRADY 85

Tight End | 6-4 | 251 | Junior
Fayetteville, Ark. | Fayetteville HS

QUICK HITS

- Led all tight ends on the team in receptions (21) and TD catches (2) in 2017.
- 10 receptions went for a first down and five gained 15+ yards last season.
- High school teammates with Dre Greenlaw.
- Son of Larry Marks, who was a three-year letterwinner on Arkansas' basketball team from 1988-90.

CAREER STATS

	GP/GS	RECEIVING				RUSHING					
		REC	YDS	AVG	TD	LNG	ATT	YDS	AVG	TD	LNG
2016	8/0	3	63	21.0	1	28	0	0	0.0	0	0
2017	11/1	21	132	6.3	2	19	0	0	0.0	0	0
TOTAL	19/1	24	195	8.1	3	28	0	0	0.0	0	0

2017 GAME-BY-GAME STATS

	GP/GS	RECEIVING				RUSHING					
		REC	YDS	AVG	TD	LNG	ATT	YDS	AVG	TD	LNG
FLORIDA A&M	1/0	2	17	8.5	1	10	0	0	0.0	0	0
TCU	1/0	2	24	12.0	0	19	0	0	0.0	0	0
vs. Texas A&M	1/1	2	30	15.0	0	15	0	0	0.0	0	0
NEW MEXICO STATE	1/0	3	38	12.7	0	18	0	0	0.0	0	0
at South Carolina	1/0	1	-19	-19.0	0	0	0	0	0.0	0	0
at Alabama	1/0	4	8	2.0	0	3	0	0	0.0	0	0
AUBURN	1/0	3	25	8.3	0	17	0	0	0.0	0	0
at Ole Miss	1/0	2	16	8.0	1	9	0	0	0.0	0	0
COASTAL CAROLINA	1/0	1	-1	-1.0	0	0	0	0	0.0	0	0
at LSU	-	-	-	-	-	-	-	-	-	-	-
MISSISSIPPI STATE	1/0	1	-6	-6.0	0	0	0	0	0.0	0	0
MISSOURI	1/0	0	0	0.0	0	0	0	0	0.0	0	0
TOTAL	11/1	21	132	6.3	2	19	0	0	0.0	0	0

2017 SEASON HIGHS

Receptions 4 at Alabama (10/14/17)
 Receiving Yards 38 vs. New Mexico State (9/30/17)
 Receiving Touchdowns 1 (2x), last at Ole Miss (10/28/17)
 Long Reception 19 vs. TCU (9/9/17)

CAREER HIGHS

Receptions 4 at Alabama (10/14/17)
 Receiving Yards 40 vs. Virginia Tech (12/29/16)
 Receiving Touchdowns 1 (3x), last at Ole Miss (10/28/17)
 Long Reception 28 vs. Virginia Tech (12/29/16)



La'MICHAEL PETTWAY 16

Wide Receiver | 6-2 | 219 | Junior
Nashville, Ark. | Nashville HS

QUICK HITS

- Started three of nine games played.
- Grabbed six passes for 92 yards with a long of 25 yards in 2017.
- Average 15.3 yards per catch last season.
- Made his first career start against Florida A&M in the season opener last year.
- Has one career touchdown, a 10-yard TD against Alcorn State (10/1/16)

CAREER STATS

	GP/GS	RECEIVING				RUSHING					
		REC	YDS	AVG	TD	LNG	ATT	YDS	AVG	TD	LNG
2016	10/0	1	10	10.0	1	10	0	0	0.0	0	0
2017	9/3	6	92	15.3	0	25	0	0	0.0	0	0
TOTAL	19/3	7	102	14.6	1	25	0	0	0.0	0	0

2017 GAME-BY-GAME STATS

	GP/GS	RECEIVING				RUSHING					
		REC	YDS	AVG	TD	LNG	ATT	YDS	AVG	TD	LNG
FLORIDA A&M	1/1	1	7	7.0	0	7	0	0	0.0	0	0
TCU	1/0	0	0	0.0	0	0	0	0	0.0	0	0
vs. Texas A&M	-	-	-	-	-	-	-	-	-	-	-
NEW MEXICO STATE	-	-	-	-	-	-	-	-	-	-	-
at South Carolina	-	-	-	-	-	-	-	-	-	-	-
at Alabama	1/0	0	0	0.0	0	0	0	0	0.0	0	0
AUBURN	1/0	1	16	16.0	0	16	0	0	0.0	0	0
at Ole Miss	1/0	1	4	4.0	0	4	0	0	0.0	0	0
COASTAL CAROLINA	1/1	1	12	12.0	0	12	0	0	0.0	0	0
at LSU	1/0	1	25	25.0	0	25	0	0	0.0	0	0
MISSISSIPPI STATE	1/0	0	19	0.0	0	0	0	0	0.0	0	0
MISSOURI	1/1	1	9	9.0	0	9	0	0	0.0	0	0
TOTAL	9/3	6	92	15.3	0	25	0	0	0.0	0	0

2017 SEASON HIGHS

Receptions 1 (6x), last vs Missouri (11/24/17)
 Receiving Yards 25 at LSU (11/11/17)
 Receiving Touchdowns None
 Long Reception 25 at LSU (11/11/17)

CAREER HIGHS

Receptions 1 (6x), last vs Missouri (11/24/17)
 Receiving Yards 25 at LSU (11/11/17)
 Receiving Touchdowns 1 vs. Alcorn State (10/1/16)
 Long Reception 25 at LSU (11/11/17)



RYAN PULLEY

11

Defensive Back | 5-11 | 198 | Junior
Fort Myers, Fla. | Island Coast HS

QUICK HITS

- Suffered a right pectoral injury and missed most of the 2017 season.
- Started 13-consecutive games prior to injury, recording 13 PBUs and two INTs.
- 10 pass breakups came against Power 5 opponents and recorded at least one in 9 games.
- Broke up a career high four passes against TCU in 2016.
- Recorded his first pick-six against Texas State (9/17/16).

CAREER STATS

	GP/GS	UA	A	ToT	TFL-YDS	SCK-YDS	FF	FR-YDS	INT-YDS	QBH	BRUP
2015	10/1	6	4	10	0.0-0	0.0-0	0	0-0	1-8	0	2
2016	13/12	33	14	47	0.5-0	0.0-0	0	1-0	2-75	0	13
2017	1/1	1	0	1	0.0-0	0.0-0	0	0-0	0-0	0	0
TOTAL	24/14	40	18	58	0.5-0	0.0-0	0	1-0	3-83	0	15

2017 GAME-BY-GAME STATS

	GP/GS	UA	A	ToT	TFL-YDS	SCK-YDS	FF	FR-YDS	INT-YDS	QBH	BRUP
FLORIDA A&M	1/1	1	0	1	0.0-0	0.0-0	0	0-0	0-0	0	0
TCU	-	-	-	-	-	-	-	-	-	-	-
vs. Texas A&M	-	-	-	-	-	-	-	-	-	-	-
NEW MEXICO STATE	-	-	-	-	-	-	-	-	-	-	-
at South Carolina	-	-	-	-	-	-	-	-	-	-	-
at Alabama	-	-	-	-	-	-	-	-	-	-	-
AUBURN	-	-	-	-	-	-	-	-	-	-	-
at Ole Miss	-	-	-	-	-	-	-	-	-	-	-
COASTAL CAROLINA	-	-	-	-	-	-	-	-	-	-	-
at LSU	-	-	-	-	-	-	-	-	-	-	-
MISSISSIPPI STATE	-	-	-	-	-	-	-	-	-	-	-
MISSOURI	-	-	-	-	-	-	-	-	-	-	-
TOTAL	1/1	1	0	1	0.0-0	0.0-0	0	0-0	0-0	0	0

2017 SEASON HIGHS

Tackles1 vs. Florida A&M (8/31/17)
 Tackles For Loss.....None
 Sacks.....None
 InterceptionsNone
 Interception Return YardsNone
 QB HurriesNone
 Pass Breakups.....None
 Forced FumblesNone
 Fumble Recoveries.....None

CAREER HIGHS

Tackles7 at Missouri (11/24/16)
 Tackles For Loss.....0.5 vs. LSU (11/12/16)
 Sacks.....None
 Interceptions1 (2x), last vs. Virginia Tech (12/29/16)
 Interception Return Yards50 vs. Virginia Tech (12/29/16)
 QB HurriesNone
 Pass Breakups.....3 at TCU (9/10/16)
 Forced FumblesNone
 Fumble Recoveries.....None



SANTOS RAMIREZ

9

Defensive Back | 6-2 | 204 | Senior
Shreveport, La. | Evangel Christian Academy

QUICK HITS

- In 2017, finished third on the team and first among DBs in tackles (63).
- Led the team and tied for fourth in the SEC in forced fumbles (3).
- Enters the 2018 campaign with 5 career FF, the most since Tenarius Wright (2008-2012).
- Forced and recovered a key fumble and broke up a pass against Ole Miss (10/28/17).
- One of 3 players in the FBS to record at least 60 tackles, an INT, 8 PBUs and 3 FF in 2017.



CAREER STATS

	GP/GS	UA	A	ToT	TFL-YDS	SCK-YDS	FF	FR-YDS	INT-YDS	QBH	BRUP
2015	12/3	22	13	35	0.0-0	0.0-0	0	0-0	1-18	0	3
2016	12/7	30	13	43	0.0-0	0.0-0	2	0-0	1-24	0	2
2017	12/12	34	29	63	2.0-4	0.0-0	3	1-0	1-16	0	8
TOTAL	36/22	86	55	141	2.0-4	0.0-0	5	1-0	3-58	0	13

2017 GAME-BY-GAME STATS

	GP/GS	UA	A	ToT	TFL-YDS	SCK-YDS	FF	FR-YDS	INT-YDS	QBH	BRUP
FLORIDA A&M	1/1	2	0	2	0.0-0	0.0-0	0	0-0	0-0	0	0
TCU	1/1	5	3	8	0.0-0	0.0-0	1	0-0	1-16	0	1
vs. Texas A&M	1/1	0	1	1	0.0-0	0.0-0	0	0-0	0-0	0	1
NEW MEXICO STATE	1/1	5	0	5	1.0-2	0.0-0	1	0-0	0-0	0	2
at South Carolina	1/1	5	3	8	0.0-0	0.0-0	0	0-0	0-0	0	0
at Alabama	1/1	3	2	5	0.0-0	0.0-0	0	0-0	0-0	0	0
AUBURN	1/1	6	3	9	0.0-0	0.0-0	0	0-0	0-0	0	0
at Ole Miss	1/1	4	6	10	0.0-0	0.0-0	1	1-0	0-0	0	1
COASTAL CAROLINA	1/1	2	1	3	1.0-2	0.0-0	0	0-0	0-0	0	2
at LSU	1/1	0	8	8	0.0-0	0.0-0	0	0-0	0-0	0	0
MISSISSIPPI STATE	1/1	1	1	2	0.0-0	0.0-0	0	0-0	0-0	0	0
MISSOURI	1/1	1	1	2	0.0-0	0.0-0	0	0-0	0-0	0	1
TOTAL	12/12	34	29	63	2.0-4	0.0-0	3	1-0	1-16	0	8

2017 SEASON HIGHS

Tackles10 at Ole Miss (10/28/17)
 Tackles For Loss.....1 vs. New Mexico State (9/30/17)
 Sacks.....None
 Interceptions1 vs. TCU (9/9/17)
 Interception Return Yards16 vs. TCU (9/9/17)
 QB HurriesNone
 Pass Breakups.....2 (2x) last vs. Coastal Carolina (11/4/17)
 Forced Fumbles1 (2x) last at Ole Miss (10/28/17)
 Fumble Recoveries.....1 at Ole Miss (10/28/17)

CAREER HIGHS

Tackles10 at Ole Miss (10/28/17)
 Tackles For Loss.....1 vs. New Mexico State (9/30/17)
 Sacks.....None
 Interceptions1 (3x), last vs. TCU (9/9/17)
 Interception Return Yards24 vs. Florida (11/5/16)
 QB HurriesNone
 Pass Breakups.....2 (3x) last vs. Coastal Carolina (11/4/17)
 Forced Fumbles1 (4x) last at Ole Miss (10/28/17)
 Fumble Recoveries.....1 at Ole Miss (10/28/17)



RANDY RAMSEY

10

Defensive Line | 6-4 | 236 | Senior
Ft. Lauderdale, Fla. | Dillard HS

QUICK HITS

- 38 of 42 tackles and 4.5 of 5.5 TFLs came against Power 5 opponents.
- Led the team with six QBHs, with five coming in SEC Contests.
- Logged his first career sack against Florida A&M (8/31/17).
- Recorded a career high nine tackles in a comeback win against Ole Miss (10/28/17).
- Made at least 1.0 tackle for loss in four games, had 1.0 sack in two games.

CAREER STATS

	GP/GS	UA	A	ToT	TFL-YDS	SCK-YDS	FF	FR-YDS	INT-YDS	QBH	BRUP
2014	7/1	5	3	8	0.5-1	0.0-0	0	0-0	0-0	0	0
2016	12/3	13	10	23	5.5-32	2.5-20	3	1-0	0-0	4	0
2017	12/8	20	22	42	5.5-18	2.0-13	1	0-0	0-0	6	2
TOTAL	31/12	38	35	73	11.5-51	4.5-33	4	1-0	0-0	10	2

2017 GAME-BY-GAME STATS

	GP/GS	UA	A	ToT	TFL-YDS	SCK-YDS	FF	FR-YDS	INT-YDS	QBH	BRUP
FLORIDA A&M	1/1	2	0	2	1.0-6	1.0-6	0	0-0	0-0	0	0
TCU	1/1	2	1	3	0.0-0	0.0-0	0	0-0	0-0	0	0
vs. Texas A&M	1/1	4	2	6	1.0-1	0.0-0	0	0-0	0-0	0	0
NEW MEXICO STATE	1/0	0	0	0	0.0-0	0.0-0	0	0-0	0-0	1	0
at South Carolina	1/0	0	1	1	0.0-0	0.0-0	0	0.0	0.0	0	0
at Alabama	1/0	0	1	1	0.0-0	0.0-0	0	0-0	0-0	1	0
AUBURN	1/0	2	2	4	0.0-0	0.0-0	0	0-0	0-0	1	0
at Ole Miss	1/1	5	4	9	1.5-1	0.0-0	0	0-0	0-0	1	1
COASTAL CAROLINA	1/1	1	1	2	0.0-0	0.0-0	1	0-0	0-0	0	0
at LSU	1/1	1	3	4	1.5-9	1.0-7	0	0-0	0-0	0	0
MISSISSIPPI STATE	1/1	3	4	7	0.5-1	0.0-0	0	0-0	0-0	1	1
MISSOURI	1/1	0	3	3	0.0-0	0.0-0	0	0-0	0-0	1	0
TOTAL	12/8	20	22	42	5.5-18	2.0-13	1	0-0	0-0	6	2

2017 SEASON HIGHS

Tackles 9 vs. Ole Miss (10/28/17)
 Tackles For Loss 1.5 (2x) last vs. LSU (11/11/17)
 Sacks 1.0 (2x) last vs. LSU (11/11/17)
 Interceptions None
 Interception Return Yards None
 QB Hurries 1 (6x) last vs. Missouri (11/24/17)
 Pass Breakups 1 (2x) last vs. Mississippi State (11/17/17)
 Forced Fumbles 1 vs. Coastal Carolina (11/4/17)

CAREER HIGHS

Tackles 9 vs. Ole Miss (10/28/17)
 Tackles For Loss 1.5 (3x) last vs. LSU (11/11/17)
 Sacks 1.0 (4x) last vs. LSU (11/11/17)
 Interceptions None
 Interception Return Yards None
 QB Hurries 1 (6x) last vs. Missouri (11/24/17)
 Pass Breakups 1 (2x) last vs. Mississippi State (11/17/17)
 Forced Fumbles 1 (4x) last vs. Coastal Carolina (11/4/17)



KEVIN RICHARDSON

30

Defensive Back | 5-11 | 180 | Senior
Jacksonville, Ark. | Jacksonville HS

QUICK HITS

- Totaled a career-best 50 tackles with 0.5 for loss last season.
- Tied for the team lead in interceptions (3), breaking up four passes in 2017.
- Recorded three picks in four games, the most in a four game stretch by a Hog since 2011.
- Ended Jalen Hurts' streak of 206 passes thrown without an interception last season.
- Finished the year with 17 tackles over the final two games.



CAREER STATS

	GP/GS	UA	A	ToT	TFL-YDS	SCK-YDS	FF	FR-YDS	INT-YDS	QBH	BRUP
2014	13/0	5	3	8	0.0-0	0.0-0	0	0-0	0-0	1	0
2015	13/5	22	22	44	0.0-0	0.0-0	0	0-0	1-0	0	3
2016	1/1	2	5	7	0.0-0	0.0-0	0	0-0	0-0	0	0
2017	12/9	21	29	50	0.5-1	0.0-0	0	1-22	3-7	0	4
TOTAL	39/15	50	59	109	0.5-1	0.0-0	0	1-22	4-7	1	7

2017 GAME-BY-GAME STATS

	GP/GS	UA	A	ToT	TFL-YDS	SCK-YDS	FF	FR-YDS	INT-YDS	QBH	BRUP
FLORIDA A&M	1/1	1	3	4	0.0-0	0.0-0	0	0-0	0-0	0	0
TCU	1/1	3	2	5	0.0-0	0.0-0	0	0-0	0-0	0	0
vs. Texas A&M	1/0	0	0	0	0.0-0	0.0-0	0	0-0	0-0	0	0
NEW MEXICO STATE	1/1	1	1	2	0.0-0	0.0-0	0	0-0	1-0	0	1
at South Carolina	1/1	1	2	3	0.0-0	0.0-0	0	0-0	0-0	0	0
at Alabama	1/1	2	3	5	0.0-0	0.0-0	0	0-0	1-0	0	0
AUBURN	1/1	4	2	6	0.0-0	0.0-0	0	0-0	1-7	0	0
at Ole Miss	1/0	1	1	2	0.0-0	0.0-0	0	1-22	0-0	0	0
COASTAL CAROLINA	1/1	1	2	3	0.0-0	0.0-0	0	0-0	0-0	0	2
at LSU	1/0	1	2	3	0.0-0	0.0-0	0	0-0	0-0	0	0
MISSISSIPPI STATE	1/1	3	6	9	0.5-1	0.0-0	0	0-0	0-0	0	0
MISSOURI	1/1	3	5	8	0.0-0	0.0-0	0	0-0	0-0	0	1
TOTAL	12/9	21	29	50	0.5-1	0.0-0	0	1-22	3-7	0	4

2017 SEASON HIGHS

Tackles 6 vs. Auburn (10/21/17)
 Tackles For Loss None
 Sacks None
 Interceptions 1 (3x) last vs. Auburn (10/21/17)
 Interception Return Yards 7 vs. Auburn (10/21/17)
 QB Hurries None
 Pass Breakups 2 vs. Coastal Carolina (11/4/17)
 Forced Fumbles None
 Fumble Recoveries 1 vs. Ole Miss (10/28/17)

CAREER HIGHS

Tackles 10 (2x), last vs. Mississippi State (11/21/15)
 Tackles For Loss None
 Sacks None
 Interceptions 1 (4x) last vs. Auburn (10/21/17)
 Interception Return Yards 7 vs. Auburn (10/21/17)
 QB Hurries 1 vs. UAB (10/25/14)
 Pass Breakups 3 vs. Mississippi State (11/21/17)
 Forced Fumbles None
 Fumble Recoveries 1 vs. Ole Miss (10/28/17)



T.J. SMITH

52

Defensive Line | 6-3 | 304 | Senior
Moultrie, Ga. | Colquitt County HS

QUICK HITS

- Started all 12 games in 2017, finishing as one of five Arkansas players with multiple sacks.
- His three hurries tied for the most from a defensive lineman in 2017.
- Recorded a career high five tackles against Ole Miss (10/27/17)
- All four tackles for loss and two sacks came away from home in SEC competition.
- Recorded 2.0 TFLs, 1.0 sack, a FF and a QBH in a career day against South Carolina.

CAREER STATS

	GP/GS	UA	A	ToT	TFL-YDS	SCK-YDS	FF	FR-YDS	INT-YDS	QBH	BRUP
2016	5/0	1	3	4	1.5-3	0.0-0	0	0-0	0-0	0	0
2017	12/12	10	16	26	4.0-17	2.0-15	1	0-0	0-0	3	0
TOTAL	17/12	11	19	230	5.5-20	2.0-15	1	0-0	0-0	3	0

2017 GAME-BY-GAME STATS

	GP/GS	UA	A	ToT	TFL-YDS	SCK-YDS	FF	FR-YDS	INT-YDS	QBH	BRUP
FLORIDA A&M	1/1	0	2	2	0.0-0	0.0-0	0	0-0	0-0	0	0
TCU	1/1	2	0	2	0.0-0	0.0-0	0	0-0	0-0	0	0
vs. Texas A&M	1/1	2	1	3	1.0-2	0.0-0	0	0-0	0-0	1	0
NEW MEXICO STATE	1/1	0	1	1	0.0-0	0.0-0	0	0-0	0-0	0	0
at South Carolina	1/1	3	0	3	2.0-7	1.0-6	1	0-0	0-0	1	0
at Alabama	1/1	0	0	0	0.0-0	0.0-0	0	0-0	0-0	0	0
AUBURN	1/1	0	0	0	0.0-0	0.0-0	0	0-0	0-0	0	0
at Ole Miss	1/1	0	5	5	0.0-0	0.0-0	0	0-0	0-0	0	0
COASTAL CAROLINA	1/1	0	4	4	0.0-0	0.0-0	0	0-0	0-0	1	0
at LSU	1/1	1	1	2	1.0-8	1.0-8	0	0-0	0-0	0	0
MISSISSIPPI STATE	1/1	1	1	2	0.0-0	0.0-0	0	0-0	0-0	0	0
MISSOURI	1/1	1	1	2	0.0-0	0.0-0	0	0-0	0-0	0	0
TOTAL	12/12	10	16	26	4.0-17	2.0-15	1	0-0	0-0	3	0

2017 SEASON HIGHS

Tackles 5 at Ole Miss (10/28/17)
 Tackles For Loss 2.0 at South Carolina (10/7/17)
 Sacks 1.0 (2x) last at LSU (11/11/17)
 Interceptions None
 Interception Return Yards None
 QB Hurries 1 (3x) last vs. Coastal Carolina (11/4/17)
 Pass Breakups None
 Forced Fumbles 1 at South Carolina (10/7/17)
 Fumble Recoveries None

CAREER HIGHS

Tackles 5 at Ole Miss (10/28/17)
 Tackles For Loss 2.0 at South Carolina (10/7/17)
 Sacks 1.0 (2x) last at LSU (11/11/17)
 Interceptions None
 Interception Return Yards None
 QB Hurries 1 (3x) last vs. Coastal Carolina (11/4/17)
 Pass Breakups None
 Forced Fumbles 1 at South Carolina (10/7/17)
 Fumble Recoveries None



DEON STEWART

13

Wide Receiver | 5-11 | 161 | Junior
Hardy, Ark. | Highland HS

QUICK HITS

- Finished second on the team in receptions (33), receiving yards (404) and TD catches (3).
- Had a catch in 11 games and multiple catches in eight games.
- Recorded multiple catches in five of the last seven SEC contests.
- Tied for the team lead in 15+yard catches (13).
- 7 of 8 catches on third down resulted in a first down.

CAREER STATS

	GP/GS	RECEIVING				RUSHING					
		REC	YDS	AVG	TD	LNG	ATT	YDS	AVG	TD	LNG
2016	12/0	2	34	17.0	0	19	2	9	4.5	0	5
2017	10/5	25	297	11.9	3	38	6	6	1.0	0	4
TOTAL	22/5	27	331	12.3	3	38	8	15	1.9	0	5

2017 GAME-BY-GAME STATS

	GP/GS	RECEIVING				RUSHING					
		REC	YDS	AVG	TD	LNG	ATT	YDS	AVG	TD	LNG
FLORIDA A&M	1/1	2	22	11.0	1	16	1	1	1.0	0	1
TCU	1/1	1	9	9.0	0	9	0	0	0.0	0	0
vs. Texas A&M	1/0	0	0	0.0	0	0	0	0	0.0	0	0
NEW MEXICO STATE	1/0	4	71	17.8	1	38	0	0	0.0	0	0
at South Carolina	1/0	3	26	8.7	0	16	1	1	1.0	0	1
at Alabama	1/0	6	65	10.8	0	19	1	4	4.0	0	4
AUBURN	1/1	1	12	12.0	0	12	2	-2	-1.0	0	0
at Ole Miss	1/1	4	49	12.3	1	23	1	2	2.0	0	2
COASTAL CAROLINA	1/0	3	25	8.3	0	14	0	0	0.0	0	0
at LSU	1/1	1	18	18.0	0	18	0	0	0.0	0	0
MISSISSIPPI STATE	1/1	2	39	19.5	0	24	1	8	8.0	0	8
MISSOURI	1/0	6	68	11.3	0	32	1	-4	-4.0	0	0
TOTAL	12/6	33	404	12.2	3	38	8	10	1.3	0	8


2017 SEASON HIGHS

Receptions 6 (2x) last vs Missouri (11/24/17)
 Receiving Yards 71 vs. New Mexico State (9/30/17)
 Receiving Touchdowns 1 (3x), last at Ole Miss (10/28/17)
 Long Reception 38 vs. New Mexico State (9/30/17)
 Rushes 2 vs. Auburn (10/21/17)
 Rushing Yards 4 at Alabama (10/14/17)
 Rushing Touchdowns None
 Long Rush 4 at Alabama (10/14/17)
 Kick Returns 2 vs. TCU (9/9/17)
 Kick Return Yards 33 vs. TCU (9/9/17)
 Kick Return Touchdowns None

CAREER HIGHS

Receptions 6 (2x) last vs Missouri (11/24/17)
 Receiving Yards 71 vs. New Mexico State (9/30/17)
 Receiving Touchdowns 1 (3x), last at Ole Miss (10/28/17)
 Long Reception 38 vs. New Mexico State (9/30/17)
 Rushes 2 vs. Auburn (10/21/17)
 Rushing Yards 5 vs. Virginia Tech (12/29/16)
 Rushing Touchdowns None
 Long Rush 5 vs. Virginia Tech (12/29/16)
 Kick Returns 7 vs. LSU (11/12/16)
 Kick Return Yards 119 at Missouri (11/25/16)
 Kick Return Touchdowns None

GAME 1 EASTERN ILLINOIS



TY STOREY

4

Quarterback | 6-2 | 215 | Junior
Charleston, Ark. | Charleston HS

QUICK HITS

- Has played in five games entering 2018 season.
- Three-time SEC Academic Honor Roll member.
- Four-star recruit and early enrollee in 2015 before redshirting in first year.



CAREER STATS

	PASSING								RUSHING				
	GP/GS	COMP	ATT	PCT	YDS	TD	INT	LNG	ATT	YDS	AVG	TD	LNG
2016	3/0	1	4	25.0	3	0	0	3	2	-17	-8.5	0	0
2017	2/0	0	0	0.0	0	0	0	0	1	-5	-5	0	0
TOTAL	5/0	1	4	25.0	3	0	0	3	3	-22	-7.3	0	0

2017 GAME-BY-GAME STATS

	PASSING								RUSHING				
	GP/GS	COMP	ATT	PCT	YDS	TD	INT	LNG	ATT	YDS	AVG	TD	LNG
FLORIDA A&M	1/0	0	0	0.0	0	0	0	0	0	0	0	0	0
TCU	-	-	-	-	-	-	-	-	-	-	-	-	-
vs. Texas A&M	-	-	-	-	-	-	-	-	-	-	-	-	-
NEW MEXICO STATE	-	-	-	-	-	-	-	-	-	-	-	-	-
at South Carolina	-	-	-	-	-	-	-	-	-	-	-	-	-
at Alabama	-	-	-	-	-	-	-	-	-	-	-	-	-
AUBURN	-	-	-	-	-	-	-	-	-	-	-	-	-
at Ole Miss	-	-	-	-	-	-	-	-	-	-	-	-	-
COASTAL CAROLINA	-	-	-	-	-	-	-	-	-	-	-	-	-
at LSU	-	-	-	-	-	-	-	-	-	-	-	-	-
MISSISSIPPI STATE	1/0	0	0	0.0	0	0	0	0	1	-5	-5	0	-5
MISSOURI	-	-	-	-	-	-	-	-	-	-	-	-	-
TOTAL	2/0	0	0	0.0	0	0	0	0	1	-5	-5	0	0

2017 CAREER HIGHS

Pass Attempts.....	3 at Auburn (10/22/16)
Completions.....	1 at Auburn (10/22/16)
Pass Yards.....	3 at Auburn (10/22/16)
Pass TDs.....	None
Long Pass.....	3 at Auburn (10/22/16)
Completion %.....	33.3 at Auburn (10/22/16)
Rushes.....	1 (3x) last vs. Mississippi State (11/18/17)
Rush Yards.....	-10 at Auburn (10/22/16)
Rush TDs.....	None
Long Rush.....	None



De'VION WARREN

9

Wide Receiver | 5-10 | 180 | Sophomore
Monroe, La. | Ouachita Parish HS

QUICK HITS

- Led the SEC and ranked 13th nationally with a 26.38 kickoff return average.
- His 765 yards returning kicks ranks third in single-season school history.
- Led SEC with four 40-plus yard kickoff returns, longest was a 100-yard TD against Auburn.
- Became the first Razorback since 2014 to return a kickoff for a touchdown.
- 100-yard kickoff return was the longest for a score since Felix Jones' 100-yard TD in 2006.

CAREER STATS

	RECEIVING				RUSHING				KICK RETURN						
	GP/GS	REC	YDS	AVG	TD	LNG	ATT	YDS	AVG	TD	LNG	RET	YDS	TD	LNG
2017	12/0	1	5	5.0	0	5	2	10	5.0	0	6	29	765	1	100
TOTAL	12/0	1	5	5.0	0	5	2	10	5.0	0	6	29	765	1	100

2017 GAME-BY-GAME STATS

	RECEIVING				RUSHING				KICK RETURN						
	GP/GS	REC	YDS	AVG	TD	LNG	ATT	YDS	AVG	TD	LNG	RET	YDS	TD	LNG
FLORIDA A&M	1/0	0	0	0.0	0	0	0	0	0.0	0	0	1	21	0	21
TCU	1/0	0	0	0.0	0	0	0	0	0.0	0	0	0	0	0	0
vs. Texas A&M	1/0	0	0	0.0	0	0	0	0	0.0	0	0	3	73	0	39
NEW MEXICO STATE	1/0	0	0	0.0	0	0	0	0	0.0	0	0	2	46	0	26
at South Carolina	1/0	0	0	0.0	0	0	0	0	0.0	0	0	1	42	0	42
at Alabama	1/0	0	0	0.0	0	0	0	0	0.0	0	0	3	44	0	19
AUBURN	1/0	0	0	0.0	0	0	0	0	0.0	0	0	1	100	1	100
at Ole Miss	1/0	0	0	0.0	0	0	0	0	0.0	0	0	5	141	0	45
COASTAL CAROLINA	1/0	1	5	5.0	0	5	1	6	6.0	0	6	5	104	0	47
at LSU	1/0	0	0	0.0	0	0	1	4	4.0	0	4	4	95	0	27
MISSISSIPPI STATE	1/0	0	0	0.0	0	0	0	0	0.0	0	0	1	20	0	20
MISSOURI	1/0	0	0	0.0	0	0	0	0	0.0	0	0	3	79	0	46
TOTAL	12/0	1	5	5.0	0	5	2	10	5.0	0	6	29	765	1	100

2017 SEASON HIGHS

Kickoff Returns.....	5 (2x), last vs. Coastal Carolina (11/4/17)
Kickoff Return Yards.....	141 at Ole Miss (10/28/17)
Kickoff Return Touchdowns.....	1 vs. Auburn (10/21/17)

CAREER HIGHS

Kickoff Returns.....	5 (2x), last vs. Coastal Carolina (11/4/17)
Kickoff Return Yards.....	141 at Ole Miss (10/28/17)
Kickoff Return Touchdowns.....	1 vs. Auburn (10/21/17)



DEVAH WHALEY

21

Running Back | 5-11 | 209 | Junior
Beaumont, Texas | Central HS

QUICK HITS

- Finished as the team's second leading rusher with 559 yards and 7 TDs on 127 carries.
- Recorded one 100-yard rushing game (119 vs New Mexico State).
- Tied for the team lead in total touchdowns (8).
- One of two SEC running backs to score a rushing or receiving TD in each of the last 6 games.
- Named a preseason Doak Walker Award watch list member.

CAREER STATS

	GP/GS	RUSHING					RECEIVING				
		ATT	YDS	AVG	TD	LNG	REC	YDS	AVG	TD	LNG
2016	13/0	110	602	5.4	3	75	6	139	23.2	0	43
2017	12/11	127	559	4.4	7	33	8	56	7.0	1	20
TOTAL	25/11	237	1,161	4.9	10	75	14	195	13.9	1	43

2017 GAME-BY-GAME STATS

	GP/GS	RUSHING					RECEIVING				
		ATT	YDS	AVG	TD	LNG	REC	YDS	AVG	TD	LNG
FLORIDA A&M	1/1	12	60	5.0	1	16	0	0	0.0	0	0
TCU	1/1	11	32	2.9	0	13	1	-4	-4.0	0	0
vs. Texas A&M	1/0	6	38	6.3	0	21	0	0	0.0	0	0
NEW MEXICO STATE	1/1	19	119	6.3	1	33	0	0	0.0	0	0
at South Carolina	1/1	6	-3	-0.5	0	3	0	0	0.0	0	0
at Alabama	1/1	5	18	3.6	0	9	2	6	3.0	0	5
AUBURN	1/1	9	31	3.4	1	12	1	-1	-1.0	0	0
at Ole Miss	1/1	12	52	4.3	0	11	2	28	14.0	1	16
COASTAL CAROLINA	1/1	12	81	6.8	1	26	0	0	0.0	0	0
at LSU	1/1	12	55	4.6	1	21	2	23	11.5	0	20
MISSISSIPPI STATE	1/1	12	21	1.8	1	7	0	4	0.0	0	0
MISSOURI	1/1	11	55	5.0	1	28	0	0	0.0	0	0
TOTAL	12/11	127	559	4.4	7	33	8	56	7.0	1	20

2017 SEASON HIGHS

Rushes	19 vs. New Mexico State (9/30/17)
Rushing Yards	119 vs. New Mexico State (9/30/17)
Rushing TDs	1 (7x), last vs Missouri (11/24/17)
Long Rush	33 vs. New Mexico State (9/30/17)
100-Yard Games	1 vs. New Mexico State (9/30/17)
Receptions	2 (2x), last at Ole Miss (10/28/17)
Receiving Yards	28 at Ole Miss (10/28/17)
Receiving TDs	1 at Ole Miss (10/28/17)
Long Reception	16 at Ole Miss (10/28/17)

CAREER HIGHS

Rushes	19 (2x), last vs. New Mexico State (9/30/17)
Rushing Yards	135 vs. Alcorn State (10/1/16)
Rushing TDs	1 (11x), last vs Missouri (11/24/17)
Long Rush	75 vs. Alcorn State (10/1/16)
100-Yard Games	3, last vs. New Mexico State (9/30/17)
Receptions	2 (3x), last at Ole Miss (10/28/17)
Receiving Yards	69 vs. Florida (11/5/16)
Receiving TDs	1 at Ole Miss (10/28/17)
Long Reception	43 vs. Florida (11/5/16)

GAME 1 >>

FLORIDA A&M (1-1)7
ARKANSAS (1-0)49

August 31, 2017 | Little Rock, Ark.
 War Memorial Stadium | Time: 7:06 p.m. | Attendance: 36,055
 TV: SEC Network > Tom Hart (PBP), Jordan Rodgers (Analyst) & Cole Cubelic (Sideline)



Chase Hayden joined Felix Jones (2005) and Alex Collins (2013) as the only players in program history to rush for 100 yards in their freshman debut. Hayden was one of just two FBS true freshmen to break the 100-yard barrier last week.

FLORIDA A&M

RUSHING	Att.	Gain	Lost	Net	TD	Long	Avg.
Ricky Henrilus	11	33	3	30	0	9	2.7
Chris Faddoul	1	26	0	26	0	26	26.0
Azende Rey	4	12	0	12	0	4	3.0
Tevin Spells	4	12	1	11	0	6	2.8
Devin Bowers	1	3	0	3	0	3	3.0
Kareem Smith	1	2	0	2	0	2	2.0
Vince Jeffries	9	18	22	-4	0	10	-0.4

PASSING	Comp.	Att.	Yds	TD	Int	Long	Sack
Vince Jeffries	14	27	95	1	9	23	3
Tahj Tolbert	0	2	0	0	0	0	0

RECEIVING	No.	Yds	TD	Long
Brandon Norwood	6	54	1	23
Kareem Smith	3	20	0	10
Chaviss Murphy	2	10	0	6
Desmond Noird	1	5	0	5
Hans Supre	1	3	0	3
Chad Hunter	1	3	0	3

PUNTING	No.	Yds	Avg.	Long	120	50+
Chris Faddoul	8	312	39.0	54	1	1

FIELD GOALS	Made	Att.	Long	Kicks

ARKANSAS

RUSHING	Att.	Gain	Lost	Net	TD	Long	Avg.
Chase Hayden	14	120	0	120	1	17	8.6
Devwah Whaley	12	63	3	60	1	16	5.0
David Williams	7	23	0	23	2	12	3.3
T.J. Hammonds	3	23	1	22	0	12	7.3
Jonathan Nance	1	12	0	12	0	12	12.0
Jordan Jones	1	9	0	9	0	9	9.0
Deon Stewart	1	1	0	1	0	1	1.0
Austin Allen	3	7	8	-1	0	7	-0.3
TEAM	2	0	2	-2	0	0	-1.0
Cole Kelley	1	0	8	-8	0	0	-8.0

PASSING	Comp.	Att.	Yds	TD	Int	Long	Sack
Austin Allen	14	19	135	1	1	26	1
Cole Kelley	2	3	44	1	0	37	1

RECEIVING	No.	Yds	TD	Long
Jonathan Nance	3	25	0	12
David Williams	2	48	0	37
Jarrood Barnes	2	30	0	26
Deon Stewart	2	22	1	16
Cheyenne O'Grady	2	17	1	10
Austin Cantrell	2	16	0	11
Jordan Jones	1	8	0	8
L. Pettway	1	7	0	7
Jared Cornelius	1	6	0	6

PUNTING	No.	Yds	Avg.	Long	120	50+
Blake Johnson	2	76	38.0	42	1	0

FIELD GOALS	Made	Att.	Long	Kicks

SCORING SUMMARY

	1st	2nd	3rd	4th	Final
Florida A&M	0	0	0	7	7
Arkansas	7	14	14	14	49

	Qtr.	Time	Scoring Play
Arkansas	1st	1:15	Devwah Whaley 5 yd run (Hedlund kick)
Arkansas	2nd	7:54	Deon Stewart 16 yd pass from Allen (Hedlund kick)
Arkansas	2nd	1:21	David Williams 4 yd run (Hedlund kick)
Arkansas	3rd	13:57	Henre' Toliver 18 yd fumble recovery (Hedlund kick)
Arkansas	3rd	8:46	Chase Hayden 5 yd run (Hedlund kick)
Arkansas	4th	14:57	David Williams 1 yd run (Hedlund kick)
Florida A&M	4th	8:23	Brandon Norwood 7 yd pass from Jeffries (Aly kick)
Arkansas	4th	2:20	C. O'Grady 10 yd pass from Kelley (Hedlund kick)

TEAM STATS

	FLORIDA A&M	ARKANSAS
FIRST DOWNS	9	26
RUSHES-YARDS (NET)	31-80	45-236
PASSING YDS (NET)	95	179
Comp-Passes Att-Int	14-29-0	16-22-1
TOTAL OFFENSE PLAYS-YARDS	60-175	67-415
Fumble Returns-Yards	0-0	1-18
Punt Returns-Yards	0-0	0-0
Kickoff Returns-Yards	3-39	2-37
Interception Returns-Yards	1-0	0-0
Punts (Number-Avg)	8-39.0	2-38.0
Fumbles-Lost	1-1	0-0
Penalties-Yards	7-55	2-20
Possession Time	25:30	34:30
Third-Down Conversions	3 of 16	7 of 10
Fourth-Down Conversions	3 of 4	0 of 0
Red-Zone Scores-Chances	1-1	6-6
Sacks By: Number-Yards	2-12	3-20

GAME 2 >>

NO. 23 TCU (2-0).....28
ARKANSAS (1-1).....7

September 9, 2017 | Fayetteville, Ark.
 Donald W. Reynolds Razorback Stadium | Time: 6:39 p.m. | Attendance: 73,668
 TV: SEC Network > Tom Hart (PBP), Jordan Rodgers (Analyst) & Cole Cubelic (Sideline)



Dre Greenlaw recorded a career-high 17 tackles against No. 23 TCU, good for the most tackles by a Razorback since Jerry Franklin's 20 at Mississippi State in 2010. Greenlaw's 17 tackles are the sixth-most in a single-game in the FBS this season while nine were solo stops.

TCU

RUSHING	Att.	Gain	Lost	Net	TD	Long	Avg.
D. Anderson	15	109	3	106	1	15	7.1
Kyle Hicks	12	45	1	44	1	7	3.7
Kenny Hill	11	41	6	35	0	9	3.2
Sewo Olonilua	2	14	0	14	2	13	7.0
TEAM	2	0	4	-4	0	0	-2.0

PASSING	Comp.	Att.	Yds	TD	Int	Long	Sack
Kenny Hill	21	31	166	0	1	22	1

RECEIVING	No.	Yds	TD	Long
Desmon White	5	33	0	9
K. Turpin	5	30	0	11
John Diarse	4	36	0	14
Shaun Nixon	2	30	0	22
Kyle Hicks	2	19	0	18
Jalen Reagor	1	10	0	10
Kennedy Snell	1	7	0	7
Sewo Olonilua	1	1	0	1

PUNTING	No.	Yds	Avg.	Long	120	50+
Adam Nunez	3	92	30.7	41	1	0
Kenny Hill	1	32	32.0	32	0	0

FIELD GOALS	Made	Att.	Long	Kicks

ARKANSAS

RUSHING	Att.	Gain	Lost	Net	TD	Long	Avg.
David Williams	10	65	0	65	0	26	6.5
Devwah Whaley	11	34	2	32	0	13	2.9
Austin Allen	8	41	10	31	0	29	3.9
Chase Hayden	2	2	1	1	0	2	0.5

PASSING	Comp.	Att.	Yds	TD	Int	Long	Sack
Austin Allen	9	23	138	1	0	49	3

RECEIVING	No.	Yds	TD	Long
Jonathan Nance	3	75	1	49
Cheyenne O'Grady	2	24	0	19
Jeremy Patton	1	32	0	32
Deon Stewart	1	9	0	9
Jared Cornelius	1	2	0	2
Devwah Whaley	1	-4	0	0

PUNTING	No.	Yds	Avg.	Long	120	50+
Blake Johnson	6	247	41.2	58	1	1

FIELD GOALS	Made	Att.	Long	Kicks
Cole Hedlund	0	2	0	Missed 23, Missed 20

SCORING SUMMARY

	1st	2nd	3rd	4th	Final
TCU	7	7	0	14	28
Arkansas	7	0	0	0	7

	Qtr.	Time	Scoring Play
TCU	1st	10:43	Sewo Olonilua 1 yd run (Song kick)
Arkansas	1st	8:15	Jonathan Nance 49 yd pass from Allen (Hedlund kick)
TCU	2nd	7:39	Kyle Hicks 4 yd run (Song kick)
TCU	4th	2:18	D. Anderson 14 yd run (Song kick)
TCU	4th	2:04	Sewo Olonilua 13 yd run (Song kick)

TEAM STATS

	TCU	ARKANSAS
FIRST DOWNS	24	13
RUSHES-YARDS (NET)	42-195	31-129
PASSING YDS (NET)	166	138
Comp-Passes Att-Int	21-31-1	9-23-0
TOTAL OFFENSE PLAYS-YARDS	73-361	54-267
Fumble Returns-Yards	0-0	0-0
Punt Returns-Yards	1-14	0-0
Kickoff Returns-Yards	2-60	2-33
Interception Returns-Yards	0-0	1-16
Punts (Number-Avg)	4-31.0	6-41.2
Fumbles-Lost	3-1	2-1
Penalties-Yards	6-60	5-49
Possession Time	33:52	26:08
Third-Down Conversions	10 of 14	4 of 14
Fourth-Down Conversions	0 of 0	1 of 2
Red-Zone Scores-Chances	4-5	0-2
Sacks By: Number-Yards	3-10	1-5

GAME 3 >>

TEXAS A&M (3-1) 50
 ARKANSAS (1-2) 43

September 23, 2017 | Arlington, Texas
 AT&T Stadium | Time: 11:02 a.m. | Attendance: 64,668
 TV: ESPN > Bob Wischusen (PBP), Brock Huard (Analyst) & Allison Williams (Sideline)

TEXAS A&M

RUSHING	Att.	Gain	Lost	Net	TD	Long	Avg.
Kellen Mond	10	116	7	109	0	79	10.9
Keith Ford	14	103	1	102	2	44	7.3
T. Williams	17	73	1	72	1	18	4.2
Kendall Bussey	1	2	0	2	0	2	2.0

PASSING	Comp.	Att.	Yds	TD	Int	Long	Sack
Kellen Mond	14	27	216	2	1	81	1

RECEIVING	No.	Yds	TD	Long
Christian Kirk	5	110	2	81
Jhamon Ausbon	5	48	0	14
Damion Ratley	2	57	0	50
Roshaud Paul	1	3	0	3
T. Williams	1	-2	0	0

PUNTING	No.	Yds	Avg.	Long	I20	50+
Shane Tripucka	4	170	42.5	51	1	1

FIELD GOALS	Made	Att.	Long	Kicks
Daniel LaCamera	3	3	37	Made 27, Made 37, Made 27

ARKANSAS

RUSHING	Att.	Gain	Lost	Net	TD	Long	Avg.
Chase Hayden	13	77	0	77	1	22	5.9
David Williams	11	68	0	68	2	21	6.2
Jordan Jones	2	50	0	50	0	30	25.0
Devwah Whaley	6	38	0	38	0	21	6.3
Cole Kelley	4	21	0	21	0	13	5.2
T.J. Hammonds	1	8	0	8	0	8	8.0
K. Jackson	1	0	0	0	0	0	0.0
Austin Allen	7	3	39	-36	0	3	-5.1

PASSING	Comp.	Att.	Yds	TD	Int	Long	Sack
Austin Allen	12	25	229	2	1	46	6
Cole Kelley	1	2	2	1	0	2	0

RECEIVING	No.	Yds	TD	Long
Jonathan Nance	3	100	1	45
Jared Cornelius	3	35	1	15
Austin Cantrell	2	39	0	31
Cheyenne O'Grady	2	30	0	15
David Williams	2	28	1	26
Jordan Jones	1	-1	0	0

PUNTING	No.	Yds	Avg.	Long	I20	50+
Blake Johnson	7	307	43.9	53	2	2

FIELD GOALS	Made	Att.	Long	Kicks
-------------	------	------	------	-------



David Williams found the end zone three times against Texas A&M, including twice on the ground. Williams is one of four SEC running backs through four weekends with a pair of multi-rushing touchdown performances.

SCORING SUMMARY

	1st	2nd	3rd	4th	OT	Final
Texas A&M	7	10	7	19	7	50
Arkansas	7	14	7	15	0	43

	Qtr.	Time	Scoring Play
Arkansas	1st	9:04	Jared Cornelius 6 yd pass from Allen (Limpert kick)
Texas A&M	1st	8:02	Christian Kirk 81 yd pass from Mond (LaCamera kick)
Arkansas	2nd	14:54	David Williams 2 yd pass from Kelley (Limpert kick)
Arkansas	2nd	10:21	Chase Hayden 6 yd run (Limpert kick)
Texas A&M	2nd	8:03	LaCamera 27 yd field goal
Texas A&M	2nd	1:57	T. Williams 18 yd run (LaCamera kick)
Texas A&M	3rd	8:48	Keith Ford 23 yd run (LaCamera kick)
Arkansas	3rd	1:53	David Williams 1 yd run (Limpert kick)
Texas A&M	4th	11:40	LaCamera 37 yd field goal
Texas A&M	4th	8:46	Keith Ford 44 yd run (LaCamera kick)
Arkansas	4th	5:21	Jonathan Nance 44 yd pass from Allen (Patton catch)
Texas A&M	4th	5:10	Christian Kirk 100 yd kickoff return (LaCamera kick)
Arkansas	4th	3:39	David Williams 4 yd run (Limpert kick)
Texas A&M	4th	0:04	LaCamera 27 yd field goal
Texas A&M	OT	15:00	Christian Kirk 10 yd pass from Mond (LaCamera kick)

TEAM STATS

	TEXAS A&M	ARKANSAS
FIRST DOWNS	20	21
RUSHES-YARDS (NET)	42-285	45-226
PASSING YDS (NET)	216	231
Comp-Passes Att-Int	14-27-1	13-27-1
TOTAL OFFENSE PLAYS-YARDS	69-501	72-457
Fumble Returns-Yards	0-0	0-0
Punt Returns-Yards	0-0	0-0
Kickoff Returns-Yards	6-179	4-86
Interception Returns-Yards	1-0	1-3
Punts (Number-Avg)	4-42.5	7-43.9
Fumbles-Lost	0-0	0-0
Penalties-Yards	6-36	9-69
Possession Time	27:43	32:17
Third-Down Conversions	6 of 15	5 of 13
Fourth-Down Conversions	2 of 2	0 of 0
Red-Zone Scores-Chances	5-5	5-6
Sacks By: Number-Yards	6-39	1-5

GAME 4 >>

NEW MEXICO STATE (2-2).....24
ARKANSAS (2-2)..... 42

September 30, 2017 | Fayetteville, Ark.
 Donald W. Reynolds Razorback Stadium | Time: 11:01 a.m. | Attendance: 70,727
 TV: SEC Network > Taylor Zarcour (PBP), Andre Ware (Analyst) & Olivia Harlan (Sideline)

NEW MEXICO STATE

RUSHING	Att.	Gain	Lost	Net	TD	Long	Avg.
Larry Rose III	8	25	0	25	0	8	3.1
Tyler Rogers	6	9	23	-14	1	5	-2.3

PASSING	Comp.	Att.	Yds	TD	Int	Long	Sack
Tyler Rogers	23	38	344	2	36	36	2

RECEIVING	No.	Yds	TD	Long
Jaleel Scott	9	174	1	36
OJ Clark	6	59	1	25
Conner Cramer	3	35	0	20
J. Boone	2	34	0	24
Larry Rose III	2	22	0	20
Jason Huntley	1	20	0	20

PUNTING	No.	Yds	Avg.	Long	120	50+
P. Theisler	4	162	40.5	45	0	0

FIELD GOALS	Made	Att.	Long	Kicks
Dylan Brown	1	1	27	Made 27

ARKANSAS

RUSHING	Att.	Gain	Lost	Net	TD	Long	Avg.
Devwah Whaley	19	120	1	119	1	33	6.3
Chase Hayden	12	48	0	48	2	9	4.0
David Williams	15	51	4	47	0	12	3.1
Cole Kelley	2	6	0	6	0	6	3.0
Jordan Jones	1	5	0	5	0	5	5.0
T.J. Hammonds	1	4	0	4	0	4	4.0
Austin Allen	1	1	0	1	0	1	1.0

PASSING	Comp.	Att.	Yds	TD	Int	Long	Sack
Austin Allen	19	26	264	3	1	38	0

RECEIVING	No.	Yds	TD	Long
Jonathan Nance	6	58	2	31
Jordan Jones	4	84	0	32
Deon Stewart	4	71	1	38
Cheyenne O'Grady	3	38	0	18
Hayden Johnson	1	9	0	9
Austin Cantrell	1	4	0	4

PUNTING	No.	Yds	Avg.	Long	120	50+
Blake Johnson	1	29	29.0	29	1	0

FIELD GOALS	Made	Att.	Long	Kicks



Austin Allen led Arkansas to a touchdown on six of its first seven drives against New Mexico State, highlighted by three touchdown passes. It marked the fifth time over his two seasons as the starter that he has thrown for three touchdowns in a game.

SCORING SUMMARY

	1st	2nd	3rd	4th	Final
New Mexico St.	0	10	7	7	24
Arkansas	14	14	7	7	42

	Qtr.	Time	Scoring Play
Arkansas	1st	11:01	Deon Stewart 38 yd pass from Allen (Limpert kick)
Arkansas	1st	0:00	Devwah Whaley 3 yd run (Limpert kick)
Arkansas	2nd	8:38	Jonathan Nance 31 yd pass from Allen (Limpert kick)
NMSU	2nd	5:51	Tyler Rogers 1 yd run (Brown kick)
NMSU	2nd	0:00	Dylan Brown 27 yd field goal
NMSU	3rd	11:21	OJ Clark 9 yd pass from Rogers (Brown kick)
Arkansas	3rd	2:30	Jonathan Nance 3 yd pass from Allen (Limpert kick)
Arkansas	4th	14:54	Chase Hayden 1 yd run (Limpert kick)
NMSU	4th	12:47	Jaleel Scott 36 yd pass from Rogers (Brown kick)

TEAM STATS

	NMSU	ARKANSAS
FIRST DOWNS	18	29
RUSHES-YARDS (NET)	14-11	51-230
PASSING YDS (NET)	344	264
Comp-Passes Att-Int	23-38-1	19-26-1
TOTAL OFFENSE PLAYS-YARDS	52-355	77-494
Fumble Returns-Yards	0-0	0-0
Punt Returns-Yards	0-0	1-2
Kickoff Returns-Yards	5-74	4-68
Interception Returns-Yards	1-0	1-0
Punts (Number-Avg)	4-40.5	1-29.0
Fumbles-Lost	2-1	2-0
Penalties-Yards	6-29	3-35
Possession Time	18:25	41:35
Third-Down Conversions	5 of 9	9 of 13
Fourth-Down Conversions	0 of 0	2 of 3
Red-Zone Scores-Chances	3-4	4-4
Sacks By: Number-Yards	0-0	2-19

GAME 5 >>

ARKANSAS (2-3, 0-2)..... 22
SOUTH CAROLINA (4-2, 2-2)..... 48

October 7, 2017 | Columbia, S.C.
 Williams-Brice Stadium | Time: 3:01 p.m. | Attendance: 79,416
 TV: SEC Network > Dave Neal (PBP), Matt Stinchcomb (Analyst) & Dawn Davenport (Sideline)

ARKANSAS

RUSHING	Att.	Gain	Lost	Net	TD	Long	Avg.
David Williams	7	33	1	32	1	23	4.6
Chase Hayden	9	28	0	28	0	9	3.1
Cole Kelley	2	23	0	23	0	12	11.5
T.J. Hammonds	2	22	0	22	0	12	11.0
Jordan Jones	1	9	0	9	0	9	9.0
Jonathan Nance	1	4	0	4	0	4	4.0
Deon Stewart	1	1	0	1	0	1	1.0
Devwah Whaley	6	6	9	-3	0	3	-0.5
Austin Allen	3	0	10	-10	0	0	-3.3

PASSING	Comp.	Att.	Yds	TD	Int	Long	Sack
Austin Allen	12	24	84	1	1	16	2
Cole Kelley	8	13	140	1	1	34	0

RECEIVING	No.	Yds	TD	Long
Jonathan Nance	8	116	1	34
Jordan Jones	3	37	1	16
Deon Stewart	3	26	0	16
Austin Cantrell	2	12	0	7
Jeremy Patton	1	21	0	21
David Williams	1	16	0	16
Brandon Martin	1	15	0	15
Cheyenne O'Grady	1	-19	0	0

PUNTING	No.	Yds	Avg.	Long	I20	50+
Blake Johnson	5	175	35.0	45	0	0

FIELD GOALS	Made	Att.	Long	Kicks
Connor Limpert	1	1	48	Made 48

SOUTH CAROLINA

RUSHING	Att.	Gain	Lost	Net	TD	Long	Avg.
Rico Dowdle	11	61	0	61	0	10	5.5
Ty'Son Williams	8	35	0	35	0	18	4.4
Mon Denson	8	25	0	25	0	7	3.1
A.J. Turner	5	21	1	20	0	8	4.0
Hayden Hurst	2	13	1	12	0	13	6.0
Bryan Edwards	1	11	0	11	0	11	11.0
Jake Bentley	1	0	5	-5	0	0	-5.0

PASSING	Comp.	Att.	Yds	TD	Int	Long	Sack
Jake Bentley	16	31	199	3	0	62	1

RECEIVING	No.	Yds	TD	Long
OrTre Smith	3	40	0	23
Hayden Hurst	2	76	1	62
Bryan Edwards	2	20	1	18
Shi Smith	2	16	0	9
A.J. Turner	2	14	0	9
K.C. Crosby	2	11	0	6
Jacob August	1	19	0	19
Ty'Son Williams	1	3	1	3
Rico Dowdle	1	0	0	0

PUNTING	No.	Yds	Avg.	Long	I20	50+
Joseph Charlton	2	99	49.5	58	1	1

FIELD GOALS	Made	Att.	Long	Kicks
Parker White	2	4	33	Missed 49, Made 33, Missed 49, Made 29



With his 34-yard touchdown catch in the fourth quarter, **Jonathan Nance** extended his streak to four consecutive games with a touchdown catch of 30+ yards. Nance also brook the 100-yard mark in receiving yards for the second time in SEC play this season.

SCORING SUMMARY

	1st	2nd	3rd	4th	Final
Arkansas	3	7	0	12	22
South Carolina	3	14	17	14	48

	Qtr.	Time	Scoring Play
S. Carolina	1st	9:46	Parker White 33 yd field goal
Arkansas	1st	6:31	Connor Limpert 48 yd field goal
S. Carolina	2nd	14:15	Hayden Hurst 62 yd pass from Bentley (White kick)
Arkansas	2nd	8:26	Jordan Jones 5 yd pass from Allen (Limpert kick)
S. Carolina	2nd	0:04	Bryan Edwards 18 yd pass from Bentley (White kick)
S. Carolina	3rd	9:28	Parker White 29 yd field goal
S. Carolina	3rd	8:33	Skai Moore 34 yd interception return (White kick)
S. Carolina	3rd	4:23	T.J. Brunson 73 yd fumble recovery (White kick)
S. Carolina	4th	12:47	Ty'Son Williams 3 yd pass from Bentley (White kick)
Arkansas	4th	8:36	David Williams 4 yd run (Kelley pass failed)
S. Carolina	4th	3:33	Keisean Nixon 45 yd interception return (Woznick kick)
Arkansas	4th	1:40	J. Nance 34 yd pass from Kelley (Kelley pass failed)

TEAM STATS

	ARKANSAS	S. CAROLINA
FIRST DOWNS	19	19
RUSHES-YARDS (NET)	32-106	36-159
PASSING YDS (NET)	224	199
Comp-Passes Att-Int	20-37-2	16-31-0
TOTAL OFFENSE PLAYS-YARDS	69-330	67-358
Fumble Returns-Yards	0-0	1-73
Punt Returns-Yards	0-0	1-5
Kickoff Returns-Yards	2-51	1-28
Interception Returns-Yards	0-0	2-79
Punts (Number-Avg)	5-35.0	2-49.5
Fumbles-Lost	2-2	1-0
Penalties-Yards	4-25	3-25
Possession Time	30:25	29:35
Third-Down Conversions	6 of 14	4 of 13
Fourth-Down Conversions	0 of 0	1 of 2
Red-Zone Scores-Chances	2-2	4-4
Sacks By: Number-Yards	1-6	2-15

GAME 6 >>

ARKANSAS (2-4, 0-2).....24
NO. 1 ALABAMA (7-0, 4-0).....42

October 14, 2017 | Tuscaloosa, Ala.
 Bryant-Denny Stadium | Time: 6:20 p.m. | Attendance: 101,821
 TV: ESPN > Chris Fowler (PBP), Kirk Herbstreit (Analyst) & Maria Taylor (Sideline)

ARKANSAS

RUSHING	Att.	Gain	Lost	Net	TD	Long	Avg.
Devwah Whaley	5	18	0	18	0	9	3.6
Chase Hayden	9	21	11	10	0	10	1.1
David Williams	3	6	1	5	0	3	1.7
Deon Stewart	1	4	0	4	0	4	4.0
Cole Kelley	11	27	37	-10	0	13	-0.9

PASSING	Comp.	Att.	Yds	TD	Int	Long	Sack
Cole Kelley	23	42	200	1	1	46	5
Blake Johnson	0	1	0	0	0	0	0

RECEIVING	No.	Yds	TD	Long
Deon Stewart	6	65	0	19
Jordan Jones	4	72	1	46
Brandon Martin	4	34	0	14
Cheyenne O'Grady	4	8	0	3
Devwah Whaley	2	6	0	5
Will Gragg	1	11	0	11
Jonathan Nance	1	3	0	3
Austin Cantrell	1	1	0	1

PUNTING	No.	Yds	Avg.	Long	I20	50+
Blake Johnson	8	307	38.4	49	3	0

FIELD GOALS	Made	Att.	Long	Kicks
Connor Limpert	1	1	30	Made 30

ALABAMA

RUSHING	Att.	Gain	Lost	Net	TD	Long	Avg.
Damien Harris	9	125	0	125	2	75	13.9
Bo Scarbrough	7	65	0	65	0	21	9.3
Jalen Hurts	10	57	16	41	1	18	4.1
Josh Jacobs	9	40	1	39	0	10	4.3
Najee Harris	5	33	0	33	1	16	6.6
B. Robinson Jr.	2	7	0	7	0	5	3.5
TEAM	1	0	2	-2	0	0	-2.0

PASSING	Comp.	Att.	Yds	TD	Int	Long	Sack
Jalen Hurts	12	19	155	1	1	29	2
Tua Tagovailoa	1	2	33	0	0	33	0

RECEIVING	No.	Yds	TD	Long
Calvin Ridley	4	51	0	27
Josh Jacobs	2	36	0	33
Cam Sims	2	20	0	14
Jerry Jeudy	1	29	0	29
Henry Ruggs III	1	20	1	20
DeVonta Smith	1	16	0	16
Damien Harris	1	8	0	8
Bo Scarbrough	1	8	0	8

PUNTING	No.	Yds	Avg.	Long	I20	50+
JK Scott	3	131	43.7	55	2	1

FIELD GOALS	Made	Att.	Long	Kicks
A. Papanastos	2	2	39	Made 39, Made 21



Making his first career start, **Cole Kelley** connected on 23 of 42 passes for 200 yards and one touchdown. Kelley was the first Arkansas redshirt freshman to start at quarterback since Brandon Allen did in 2012, at Alabama.

SCORING SUMMARY

	1st	2nd	3rd	4th	Final
Arkansas	0	0	3	6	9
Alabama	17	7	7	10	41

	Qtr.	Time	Scoring Play
Alabama	1st	14:45	Damien Harris 75 yd run (Papanastos kick)
Alabama	1st	11:36	Papanastos 39 yd field goal
Alabama	1st	7:24	Damien Harris 4 yd run (Papanastos kick)
Alabama	2nd	1:20	Jalen Hurts 11 yd run (Papanastos kick)
Arkansas	3rd	4:16	Limpert 30 yd field goal
Alabama	3rd	1:25	Henry Ruggs III 20 yd pass from Hurts (Papanastos kick)
Alabama	4th	12:29	Najee Harris 4 yd run (Papanastos kick)
Alabama	4th	8:55	Papanastos 21 yd field goal
Arkansas	4th	3:03	Jordan Jones 3 yd pass from Kelley (Limpert kick failed)

TEAM STATS

	ARKANSAS	ALABAMA
FIRST DOWNS	15	23
RUSHES-YARDS (NET)	29-27	43-308
PASSING YDS (NET)	200	188
Comp-Passes Att-Int	23-43-1	13-21-1
TOTAL OFFENSE PLAYS-YARDS	72-227	64-496
Fumble Returns-Yards	0-0	0-0
Punt Returns-Yards	0-0	5-10
Kickoff Returns-Yards	4-65	2-40
Interception Returns-Yards	1-0	1-0
Punts (Number-Avg)	8-38.4	3-43.7
Fumbles-Lost	2-0	3-0
Penalties-Yards	5-25	6-66
Possession Time	29:33	30:27
Third-Down Conversions	5 of 18	5 of 11
Fourth-Down Conversions	2 of 3	0 of 0
Red-Zone Scores-Chances	2-3	5-5
Sacks By: Number-Yards	2-15	5-36

GAME 7 >>

NO. 21 AUBURN (6-2, 4-1)..... 52
ARKANSAS (2-5, 0-4)..... 20

October 21, 2017 | Fayetteville, Ark.
 Donald W. Reynolds Razorback Stadium | Time: 6:39 p.m. | Attendance: 71,961
 TV: SEC Network > Tom Hart (PBP), Jordan Rodgers (Analyst) & Cole Cubelic (Sideline)

AUBURN

RUSHING	Att.	Gain	Lost	Net	TD	Long	Avg.
Kamryn Pettway	11	90	0	90	3	38	8.2
Kerryon Johnson	21	73	10	63	1	8	3.0
Malik Willis	2	62	0	62	0	48	31.0
Jarrett Stidham	4	49	0	49	1	18	12.2
Eli Stove	1	45	0	45	0	45	45.0
Malik Miller	5	22	0	22	0	7	4.4
Devan Barrett	2	10	0	10	0	6	5.0
Kam Martin	1	4	0	4	0	4	4.0

PASSING	Comp.	Att.	Yds	TD	Int	Long	Sack
Jarrett Stidham	19	28	218	0	1	50	0
Ryan Davis	1	1	62	1	0	62	0
Malik Willis	1	1	4	1	0	4	0

RECEIVING	No.	Yds	TD	Long
Ryan Davis	8	63	0	14
Darius Slayton	4	146	1	62
Eli Stove	3	6	0	4
Kerryon Johnson	2	15	0	12
N. Craig-Myers	1	26	0	26
Will Hastings	1	22	0	22
Devan Barrett	1	4	1	4
Chandler Cox	1	2	0	2

PUNTING	No.	Yds	Avg.	Long	I20	50+
Aidan Marshall	2	73	36.5	39	0	0

FIELD GOALS	Made	Att.	Long	Kicks
Daniel Carlson	1	1	21	Made 21

ARKANSAS

RUSHING	Att.	Gain	Lost	Net	TD	Long	Avg.
David Williams	14	86	0	86	0	17	6.1
Chase Hayden	2	42	0	42	0	40	21.0
Devwah Whaley	9	32	1	31	1	12	3.4
Cole Kelley	15	48	34	14	0	14	0.9
Deon Stewart	2	0	2	-2	0	0	-1.0

PASSING	Comp.	Att.	Yds	TD	Int	Long	Sack
Cole Kelley	15	26	163	0	0	25	6

RECEIVING	No.	Yds	TD	Long
Cheyenne O'Grady	3	25	0	17
Jonathan Nance	3	25	0	18
Jordan Jones	2	33	0	17
Brandon Martin	2	27	0	25
Chase Hayden	1	23	0	23
L. Pettway	1	16	0	16
Deon Stewart	1	12	0	12
Will Gragg	1	3	0	3
Devwah Whaley	1	-1	0	0

PUNTING	No.	Yds	Avg.	Long	I20	50+
Blake Johnson	6	270	45.0	60	2	1

FIELD GOALS	Made	Att.	Long	Kicks
Connor Limpert	2	2	38	Made 34, Made 38



Freshman **De'Vion Warren's** 100-yard kickoff return for a touchdown equalled the longest TD scored in Arkansas history. It marked the first kickoff return for a TD by a Razorback since 2014, while the 100-yard score is the longest by a FBS freshman this season.

SCORING SUMMARY

	1st	2nd	3rd	4th	Final
Auburn	10	7	28	7	52
Arkansas	3	3	7	7	20

	Qtr.	Time	Scoring Play
Auburn	1st	11:39	Jarrett Stidham 15 yd run (Carlson kick)
Arkansas	1st	7:57	Connor Limpert 34 yd field goal
Auburn	1st	1:04	Daniel Carlson 21 yd field goal
Auburn	2nd	3:07	Kerryon Johnson 2 yd run (Carlson kick)
Arkansas	2nd	0:40	Connor Limpert 38 yd field goal
Auburn	3rd	12:10	Kamryn Pettway 2 yd run (Carlson kick)
Auburn	3rd	7:33	Kamryn Pettway 38 yd run (Carlson kick)
Auburn	3rd	4:13	Darius Slayton 62 yd pass from Davis (Carlson kick)
Arkansas	3rd	3:57	De'Vion Warren 100 yd kickoff return (Limpert kick)
Auburn	3rd	0:28	Kamryn Pettway 11 yd run (Carlson kick)
Auburn	4th	9:44	Devan Barrett 4 yd pass from Willis (Carlson kick)
Arkansas	4th	3:07	Devwah Whaley 2 yd run (Carlson kick)

TEAM STATS

	AUBURN	ARKANSAS
FIRST DOWNS	26	19
RUSHES-YARDS (NET)	47-345	42-171
PASSING YDS (NET)	284	163
Comp-Passes Att-Int	21-30-1	15-26-0
TOTAL OFFENSE PLAYS-YARDS	77-629	68-334
Fumble Returns-Yards	0-0	0-0
Punt Returns-Yards	0-0	1-2
Kickoff Returns-Yards	1-29	1-100
Interception Returns-Yards	0-0	1-7
Punts (Number-Avg)	2-36.5	6-45.0
Fumbles-Lost	1-1	4-3
Penalties-Yards	3-25	7-50
Possession Time	31:10	28:50
Third-Down Conversions	9 of 15	5 of 16
Fourth-Down Conversions	0 of 1	2 of 2
Red-Zone Scores-Chances	6-7	3-3
Sacks By: Number-Yards	6-34	0-0

GAME 8 >>

ARKANSAS (3-5, 1-4) 38
OLE MISS (3-5, 1-4) 37

October 28, 2017 | Oxford, Miss.
 Vaught-Hemingway Stadium | Time: 11:01 a.m. | Attendance: 55,684
 TV: SEC Network > Dave Neal (PBP), Matt Stinchcomb (Analyst) & Dawn Davenport (Sideline)

ARKANSAS

RUSHING	Att.	Gain	Lost	Net	TD	Long	Avg.
T.J. Hammonds	11	89	5	84	0	23	7.6
David Williams	13	57	1	56	0	10	4.3
Devwah Whaley	12	55	3	52	0	11	4.3
Jonathan Nance	2	45	0	45	0	40	22.5
Cole Kelley	13	47	25	22	1	15	1.7
Deon Stewart	1	2	0	2	0	2	2.0
Jordan Jones	1	0	1	-1	0	0	-1.0

PASSING	Comp.	Att.	Yds	TD	Int	Long	Sack
Cole Kelley	19	30	189	3	1	31	4

RECEIVING	No.	Yds	TD	Long
Deon Stewart	4	49	1	23
Jonathan Nance	4	34	0	19
Austin Cantrell	3	15	0	9
Devwah Whaley	2	28	1	16
Cheyenne O'Grady	2	16	1	9
David Williams	1	31	0	31
Hayden Johnson	1	14	0	14
L. Pettway	1	4	0	4
Gary Cross	1	-2	0	0

PUNTING	No.	Yds	Avg.	Long	I20	50+
Blake Johnson	3	113	37.7	42	0	0

FIELD GOALS	Made	Att.	Long	Kicks
Connor Limpert	1	2	34	Missed 44, Made 34

OLE MISS

RUSHING	Att.	Gain	Lost	Net	TD	Long	Avg.
Jordan Wilkins	16	119	1	118	1	64	7.4
Jordan Ta'amu	9	91	15	76	2	49	8.4
Eric Swinney	3	6	0	6	1	2	2.0
TEAM	1	0	2	-2	0	0	-2.0

PASSING	Comp.	Att.	Yds	TD	Int	Long	Sack
Jordan Ta'amu	20	30	368	0	1	44	1

RECEIVING	No.	Yds	TD	Long
D.K. Metcalf	4	107	0	38
Van Jefferson	4	55	0	26
Dawson Knox	3	24	0	10
DaMarkus Lodge	2	55	0	44
Octavious Cooley	2	49	0	31
A.J. Brown	2	48	0	28
Jordan Wilkins	1	24	0	24
Markell Pack	1	7	0	7
D. Pennamon	1	-1	0	0

PUNTING	No.	Yds	Avg.	Long	I20	50+
Will Gleeson	2	88	44.0	48	1	0

FIELD GOALS	Made	Att.	Long	Kicks
Gary Wunderlich	3	3	37	Made 37, Made 36, Made 20



The Arkansas defense forced Ole Miss into three turnovers that led to 21 points. **Kevin Richardson's** 22-yard fumble recovery for a TD late in the fourth quarter helped the Razorbacks to their largest comeback win (24) in program history.

SCORING SUMMARY

	1st	2nd	3rd	4th	Final
Arkansas	7	14	7	10	38
Ole Miss	21	10	0	6	37

	Qtr.	Time	Scoring Play
Ole Miss	1st	14:29	Jordan Wilkins 64 yd run (Wunderlich kick)
Arkansas	1st	7:55	Devwah Whaley 12 yd pass from Kelley (Limpert kick)
Ole Miss	1st	6:44	Eric Swinney 2 yd run (Wunderlich kick)
Ole Miss	1st	4:23	Jordan Ta'amu 49 yd run (Wunderlich kick)
Ole Miss	2nd	13:03	Wunderlich 37 yd field goal
Ole Miss	2nd	10:51	Jordan Ta'amu 8 yd run (Wunderlich kick)
Arkansas	2nd	2:44	Cole Kelley 15 yd run (Limpert kick)
Arkansas	2nd	0:13	Deon Stewart 13 yd pass from Kelley (Limpert kick)
Arkansas	3rd	10:41	Cheyenne O'Grady 9 yd pass from Kelley (Limpert kick)
Ole Miss	4th	14:24	Wunderlich 36 yd field goal
Ole Miss	4th	9:52	Wunderlich 20 yd field goal
Arkansas	4th	6:01	Kevin Richardson 22 yd fumble recovery (Limpert kick)
Arkansas	4th	0:04	Limpert 34 yd field goal

TEAM STATS

	ARKANSAS	OLE MISS
FIRST DOWNS	27	22
RUSHES-YARDS (NET)	53-260	29-198
PASSING YDS (NET)	189	368
Comp-Passes Att-Int	19-30-1	20-30-1
TOTAL OFFENSE PLAYS-YARDS	83-449	59-566
Fumble Returns-Yards	1-22	0-0
Punt Returns-Yards	0-0	1-15
Kickoff Returns-Yards	7-156	7-127
Interception Returns-Yards	1-54	1-15
Punts (Number-Avg)	3-37.7	2-44.0
Fumbles-Lost	1-1	2-2
Penalties-Yards	1-10	3-27
Possession Time	40:27	19:33
Third-Down Conversions	12 of 19	4 of 9
Fourth-Down Conversions	0 of 2	0 of 0
Red-Zone Scores-Chances	4-4	5-5
Sacks By: Number-Yards	1-8	4-14

GAME 9 >>

COASTAL CAROLINA (1-8) 38
ARKANSAS (4-5) 39

November 4, 2017 | Fayetteville, Ark.
 Donald W. Reynolds Razorback Stadium | Time: 3:01 p.m. | Attendance: 61,476
 TV: SEC Network Alternate > Mike Morgan (PBP) & Barrett Jones (Analyst)

COASTAL CAROLINA

RUSHING	Att.	Gain	Lost	Net	TD	Long	Avg.
J. Hairston	9	45	0	45	0	8	5.0
K. Anderson	7	37	0	37	0	12	5.3
O. Abercrombie	6	15	0	15	0	5	2.5
Ky'Jon Tyler	2	14	0	14	0	8	7.0
Alex James	10	26	13	13	1	8	1.3
M. Williams	2	10	0	10	0	7	5.0
Tyler Keane	2	0	3	-3	0	0	-1.5

PASSING	Comp.	Att.	Yds	TD	Int	Long	Sack
K. Anderson	6	17	115	2	0	40	0
Tyler Keane	9	11	113	1	0	43	1

RECEIVING	No.	Yds	TD	Long
M. Williams	7	95	1	40
Chris Jones	4	106	1	43
Omar Black	3	25	1	9
Alex James	1	2	0	2

PUNTING	No.	Yds	Avg.	Long	I20	50+
Evan Rabon	4	180	45.0	53	1	1

FIELD GOALS	Made	Att.	Long	Kicks
Evan Rabon	1	1	32	Made 32

ARKANSAS

RUSHING	Att.	Gain	Lost	Net	TD	Long	Avg.
T.J. Hammonds	7	122	3	119	1	88	17.0
Devwah Whaley	12	85	4	81	1	26	6.8
David Williams	5	43	0	43	0	21	8.6
Austin Cantrell	3	13	0	13	1	5	4.3
Cole Kelley	4	9	3	6	1	6	1.5
De'Vion Warren	1	6	0	6	0	6	6.0
TEAM	3	0	9	-9	0	0	-3.0

PASSING	Comp.	Att.	Yds	TD	Int	Long	Sack
Cole Kelley	16	25	264	1	0	60	0

RECEIVING	No.	Yds	TD	Long
Jeremy Patton	3	49	0	31
Deon Stewart	3	25	0	14
Jonathan Nance	2	61	0	54
T.J. Hammonds	1	60	1	60
Jordan Jones	1	19	0	19
Hayden Johnson	1	17	0	17
L. Pettway	1	12	0	12
David Williams	1	11	0	11
Austin Cantrell	1	6	0	6
De'Vion Warren	1	5	0	5
C. O'Grady	1	-1	0	0

PUNTING	No.	Yds	Avg.	Long	I20	50+
Blake Johnson	3	97	32.3	47	1	0

FIELD GOALS	Made	Att.	Long	Kicks
Connor Limpert	1	1	46	Made 46



Sophomore **T.J. Hammonds** accounted for 179 all-purpose yards, highlighted by scoring plays of 60 and 88 yards. Hammonds TDs marked the first time since 2012 that a Razorback has scored two TDs of 60-plus yards in the same game.

SCORING SUMMARY

	1st	2nd	3rd	4th	Final
Coastal Carolina	7	7	17	7	38
Arkansas	7	10	8	14	

	Qtr.	Time	Scoring Play
Arkansas	1st	11:52	Devwah Whaley 5 yd run (Limpert kick)
CCU	1st	4:39	Omar Black 9 yd pass from Keane (Rabon kick)
CCU	2nd	12:20	Alex James 6 yd run (Rabon kick)
Arkansas	2nd	11:10	T.J. Hammonds 60 yd pass from Kelley (Limpert kick)
Arkansas	2nd	1:07	Limpert 46 yd field goal
CCU	3rd	12:32	M. Williams 16 yd pass from Anderson (Rabon kick)
CCU	3rd	10:31	Nicholas Clark 31 yd fumble recovery (Rabon kick)
Arkansas	3rd	8:04	Austin Cantrell 5 yd run (Limpert kick)
CCU	3rd	3:48	Rabon 32 yd field goal
CCU	4th	12:57	Chris Jones 10 yd pass from Anderson (Rabon kick)
Arkansas	4th	10:09	T.J. Hammonds 88 yd run (Limpert kick)
Arkansas	4th	1:55	Cole Kelley 1 yd run (Limpert kick)

TEAM STATS

	COASTAL CAROLINA	ARKANSAS
FIRST DOWNS	21	21
RUSHES-YARDS (NET)	38-131	35-259
PASSING YDS (NET)	228	264
Comp-Passes Att-Int	15-28-0	16-25-0
TOTAL OFFENSE PLAYS-YARDS	66-359	60-523
Fumble Returns-Yards	1-31	0-0
Punt Returns-Yards	1-4	0-0
Kickoff Returns-Yards	1-15	5-104
Interception Returns-Yards	0-0	0-0
Punts (Number-Avg)	4-45.0	3-32.3
Fumbles-Lost	2-0	3-1
Penalties-Yards	6-55	5-52
Possession Time	31:02	28:58
Third-Down Conversions	8 of 15	3 of 9
Fourth-Down Conversions	1 of 2	1 of 1
Red-Zone Scores-Chances	5-5	3-4
Sacks By: Number-Yards	0-0	1-2

GAME 10 >>

ARKANSAS (4-6, 1-5)10
NO. 24 LSU (7-3, 4-2)33

November 11, 2017 | Baton Rouge, La.
 Tiger Stadium | Time: 11:02 a.m. | Attendance: 98,546
 TV: ESPN > Jason Benetti (PBP), Kelly Stouffer (Analyst) & Julie Stewart-Binks (Sideline)



Sophomore **Devwah Whaley** found the end zone for the fourth consecutive game at No. 24 LSU with a 1-yard TD run before halftime. Whaley, who went over 1,000 career rushing yards the previous week, is tied for the team lead with six total touchdowns.

ARKANSAS

RUSHING	Att.	Gain	Lost	Net	TD	Long	Avg.
David Williams	13	81	0	81	0	17	6.2
Devwah Whaley	12	57	2	55	1	21	4.6
De'Von Warren	1	4	0	4	0	4	4.0
Austin Cantrell	1	2	0	2	0	2	2.0
T.J. Hammonds	3	2	2	0	0	2	0.0
Austin Allen	3	8	8	0	0	8	0.0
Cole Kelley	1	0	0	0	0	0	0.0

PASSING	Comp.	Att.	Yds	TD	Int	Long	Sack
Austin Allen	13	23	140	0	0	33	1
Cole Kelley	3	10	36	0	1	25	0

RECEIVING	No.	Yds	TD	Long
Jeremy Patton	4	44	0	27
Will Gragg	3	47	0	33
Jonathan Nance	3	20	0	11
Devwah Whaley	2	23	0	20
L. Pettway	1	25	0	25
Deon Stewart	1	18	0	18
Jordan Jones	1	7	0	7
Austin Cantrell	1	-8	0	0

PUNTING	No.	Yds	Avg.	Long	I20	50+
Blake Johnson	7	244	34.9	46	1	0

FIELD GOALS	Made	Att.	Long	Kicks
Connor Limpert	1	1	38	Made 38

LSU

RUSHING	Att.	Gain	Lost	Net	TD	Long	Avg.
Derrius Guice	21	148	1	147	3	33	7.0
Darrel Williams	9	43	0	43	0	17	4.8
Russell Gage	1	15	0	15	0	15	15.0
Danny Etling	4	20	15	5	0	14	1.2
Justin Jefferson	1	4	0	4	0	4	4.0
TEAM	2	0	2	-2	0	0	-1.0
DJ Chark	1	0	4	-4	0	0	-4.0

PASSING	Comp.	Att.	Yds	TD	Int	Long	Sack
Danny Etling	11	16	217	2	0	68	2

RECEIVING	No.	Yds	TD	Long
DJ Chark	4	130	2	68
Stephen Sullivan	2	40	0	21
Derrick Dillon	2	13	0	8
Tory Carter	1	15	0	15
Dee Anderson	1	10	0	10
Foster Moreau	1	9	0	9

PUNTING	No.	Yds	Avg.	Long	I20	50+
Z. Von Rosenberg	3	130	43.3	50	3	1
Josh Growden	1	28	28.0	28	1	0

FIELD GOALS	Made	Att.	Long	Kicks
Connor Culp	0	1	0	Missed 32

SCORING SUMMARY

	1st	2nd	3rd	4th	Final
Arkansas	0	7	3	0	10
LSU	7	0	12	14	33

	Qtr.	Time	Scoring Play
LSU	1st	1:39	DJ Chark 45 yd pass from Etling (Culp kick)
Arkansas	2nd	0:16	Devwah Whaley 1 yd run (Limpert kick)
LSU	3rd	11:13	Guice 6 yd run (Culp kick failed)
Arkansas	3rd	6:22	Limpert 38 yd kick
LSU	3rd	4:29	Guice 33 yd run (Culp kick failed)
LSU	4th	14:52	DJ Chark 68 yd pass from Etling (Gonsoulin kick)
LSU	4th	3:46	Guice 1 yd run (Gonsoulin kick)

TEAM STATS

	ARKANSAS	LSU
FIRST DOWNS	17	21
RUSHES-YARDS (NET)	34-142	39-208
PASSING YDS (NET)	154	230
Comp-Passes Att-Int	16-33-1	11-16-0
TOTAL OFFENSE PLAYS-YARDS	67-318	55-425
Fumble Returns-Yards	0-0	0-0
Punt Returns-Yards	1-14	1-(-2)
Kickoff Returns-Yards	6-112	1-18
Interception Returns-Yards	0-0	1-0
Punts (Number-Avg)	7-34.9	4-39.5
Fumbles-Lost	2-0	1-0
Penalties-Yards	5-59	5-50
Possession Time	31:06	28:54
Third-Down Conversions	5 of 15	5 of 9
Fourth-Down Conversions	0 of 2	0 of 0
Red-Zone Scores-Chances	2-2	2-3
Sacks By: Number-Yards	2-15	1-8

GAME 11 >>

MISSISSIPPI STATE (8-3, 4-3).....28
ARKANSAS (4-7, 1-6).....21

November 18, 2017 | Fayetteville, Ark.
 Donald W. Reynolds Razorback Stadium | Time: 11:09 a.m. | Attendance: 64,153
 TV: CBS > Carter Blackburn (PBP), Aaron Taylor (Analyst), Rick Neuheisel (Analyst) & John Schriffen (Sideline)



The Arkansas defense limited Mississippi State to just 348 total yards of offense, good for its third-worst total of the season. Redshirt freshman **Briston Guidry** scored the third defensive TD of the season for the Razorbacks on a fumble recovery in the end zone.

MISSISSIPPI STATE

RUSHING	Att.	Gain	Lost	Net	TD	Long	Avg.
Nick Fitzgerald	22	122	21	101	1	25	4.6
Aeris Williams	19	73	2	71	1	11	3.7
Kylin Hill	3	15	0	15	0	9	5.0
Jesse Jackson	1	7	0	7	0	7	7.0
Dontavian Lee	1	5	0	5	0	5	5.0
K. Thompson	1	1	0	1	0	1	1.0
Nick Gibson	1	0	5	-5	0	0	-5.0

PASSING	Comp.	Att.	Yds	TD	Int	Long	Sack
Nick Fitzgerald	12	23	153	2	0	37	2

RECEIVING	No.	Yds	TD	Long
Reggie Todd	3	50	1	37
Aeris Williams	2	27	0	19
Kylin Hill	2	26	0	17
Jesse Jackson	2	19	0	17
Jordan Thomas	1	13	0	13
Osirus Mitchell	1	12	0	12
Dedrick Thomas	1	6	1	6

PUNTING	No.	Yds	Avg.	Long	I20	50+
Logan Cooke	5	190	38.0	51	2	1

FIELD GOALS	Made	Att.	Long	Kicks
Jace Christmann	0	1	0	Missed 46

ARKANSAS

RUSHING	Att.	Gain	Lost	Net	TD	Long	Avg.
David Williams	8	75	0	75	1	13	9.4
Devwah Whaley	12	23	2	21	1	7	1.8
Deon Stewart	1	8	0	8	0	8	8.0
Jordan Jones	1	7	0	7	0	7	7.0
Austin Allen	6	22	21	1	0	11	0.2
Jonathan Nance	1	1	0	1	0	1	1.0
T.J. Hammonds	3	0	1	-1	0	0	-0.3
Ty Storey	1	0	5	-5	0	0	-5.0

PASSING	Comp.	Att.	Yds	TD	Int	Long	Sack
Austin Allen	12	18	124	0	0	24	4

RECEIVING	No.	Yds	TD	Long
Deon Stewart	2	39	0	24
Jordan Jones	2	20	0	11
Hayden Johnson	2	9	0	9
Jonathan Nance	1	22	0	22
K. Jackson	1	11	0	11
Jeremy Patton	1	10	0	10
T.J. Hammonds	1	4	0	4
David Williams	1	-1	0	0
Cheyenne O'Grady	1	-6	0	0
L. Pettway	0	19	0	0
Devwah Whaley	0	4	0	0
Johnny Gibson	0	-7	0	0

PUNTING	No.	Yds	Avg.	Long	I20	50+
Blake Johnson	6	219	36.5	44	2	0

FIELD GOALS	Made	Att.	Long	Kicks

SCORING SUMMARY

	1st	2nd	3rd	4th	Final
Mississippi State	0	14	0	14	28
Arkansas	14	0	7	0	21

	Qtr.	Time	Scoring Play
Arkansas	1st	12:46	David Williams 3 yd run (Limpert kick)
Arkansas	1st	7:26	Briston Guidry 0 yd fumble recovery (Limpert kick)
Mississippi St.	2nd	5:17	Nick Fitzgerald 18 yd run (Christmann kick)
Mississippi St.	2nd	2:18	Aeris Williams 8 yd run (Christmann kick)
Arkansas	3rd	4:35	Devwah Whaley 1 yd run (Limpert kick)
Mississippi St.	4th	3:57	Reggie Todd 37 yd pass from Fitzgerald (Christmann kick)
Mississippi St.	4th	0:17	Dedrick Thomas 6 yd pass from Fitzgerald (Christmann kick)

TEAM STATS

	MISSISSIPPI STATE	ARKANSAS
FIRST DOWNS	19	12
RUSHES-YARDS (NET)	48-195	34-97
PASSING YDS (NET)	153	124
Comp-Passes Att-Int	12-23-0	12-18-0
TOTAL OFFENSE PLAYS-YARDS	71-348	52-221
Fumble Returns-Yards	0-0	0-0
Punt Returns-Yards	1(-6)	0-0
Kickoff Returns-Yards	3-21	3-39
Interception Returns-Yards	0-0	0-0
Punts (Number-Avg)	5-38.0	6-36.5
Fumbles-Lost	4-2	3-1
Penalties-Yards	4-47	4-35
Possession Time	33:31	26:29
Third-Down Conversions	8 of 17	3 of 11
Fourth-Down Conversions	2 of 3	0 of 2
Red-Zone Scores-Chances	3-3	2-2
Sacks By: Number-Yards	4-21	2-15

GAME 12 >>

MISSOURI (7-5, 4-4).....48
 ARKANSAS (4-8, 1-7).....45

November 24, 2017 | Fayetteville, Ark.
 Donald W. Reynolds Razorback Stadium | Time: 1:39 p.m. | Attendance: 64,529
 TV: CBS > Carter Blackburn (PBP), Aaron Taylor (Analyst), Rick Neuheisel (Analyst) & John Schriffen (Sideline)

MISSOURI

RUSHING	Att.	Gain	Lost	Net	TD	Long	Avg.
Ish Witter	39	172	2	170	1	22	4.4
Larry Rountree	15	52	0	52	0	9	3.5
Drew Lock	6	44	18	26	0	34	4.3

PASSING	Comp.	Att.	Yds	TD	Int	Long	Sack
Drew Lock	25	42	448	5	2	56	3

RECEIVING	No.	Yds	TD	Long
J'Mon Moore	10	160	1	41
Al Okwuegbunam	5	63	2	19
Nate Brown	5	49	0	12
Emanuel Hall	2	111	2	56
Domini Collins	2	41	0	31
Johnat Johnson	1	24	0	24

PUNTING	No.	Yds	Avg.	Long	I20	50+
Corey Fatony	4	155	38.8	46	1	0

FIELD GOALS	Made	Att.	Long	Kicks
Tucker McCann	2nd	00:07	37 yds	Good
Tucker McCann	4th	00:05	19 yds	Good

ARKANSAS

RUSHING	Att.	Gain	Lost	Net	TD	Long	Avg.
David Williams	11	76	1	75	2	22	6.8
Devwah Whaley	11	57	2	55	1	28	5.0
Jordan Jones	1	9	0	9	0	9	9.0
T.J. Hammonds	1	4	0	4	0	4	4.0
Deon Stewart	1	0	4	-4	0	0	-4.0
Austin Allen	6	3	9	-6	1	2	-1.0

PASSING	Comp.	Att.	Yds	TD	Int	Long	Sack
Austin Allen	14	29	313	2	1	65	2
Jordan Jones	0	1	0	0	0	0	0

RECEIVING	No.	Yds	TD	Long
Deon Stewart	6	68	0	32
Jordan Jones	2	122	1	65
Brandon Martin	2	43	0	30
David Williams	2	38	1	24
Jeremy Patton	1	33	0	33
L. Pettway	1	9	0	9

PUNTING	No.	Yds	Avg.	Long	I20	50+
Blake Johnson	5	193	38.6	57	2	1

FIELD GOALS	Made	Att.	Long	Kicks
Connor Limpert	4th	05:00	42 yds	Good



Arkansas scored 21 points in the opening quarter against Missouri, including a 57-yard pass from Austin Allen to **Jordan Jones**, who finished the day with a career-high 122 yards receiving on just two catches.

SCORING SUMMARY

	1st	2nd	3rd	4th	Final
Missouri	7	24	0	17	48
Arkansas	21	7	7	10	45

	Qtr.	Time	Scoring Play
Arkansas	1st	12:19	Austin Allen 1 yd run (Limpert kick)
Missouri	1st	4:37	Ish Witter 1 yd run (McCann kick)
Arkansas	1st	2:44	Jordan Jones 57 yd pass from A. Allen (Limpert kick)
Arkansas	1st	1:07	David Williams 16 yd run (Limpert kick)
Missouri	2nd	13:21	Emanuel Hall 55 yd pass from D. Lock (McCann kick)
Arkansas	2nd	7:47	David Williams 22 yd run (Limpert kick)
Missouri	2nd	6:27	Emanuel Hall 56 yd pass from D. Lock (McCann kick)
Missouri	2nd	4:09	A. Okwuegbunam 10 yd pass from D. Lock (McCann kick)
Missouri	2nd	0:07	Tucker McCann 37 yd field goal
Arkansas	3rd	2:02	Devwah Whaley 28 yd run (Limpert kick)
Missouri	4th	12:59	A. Okwuegbunam 8 yd pass from D. Lock (McCann kick)
Arkansas	4th	10:42	David Williams 24 yd pass from A. Allen (Limpert kick)
Missouri	4th	8:14	J'Mon Moore 24 yd pass from D. Lock (McCann kick)
Arkansas	4th	5:00	Connor Limpert 42 yd field goal
Missouri	4th	0:05	Tucker McCann 19 yd field goal

TEAM STATS

	MISSOURI	ARKANSAS
FIRST DOWNS	35	19
RUSHES-YARDS (NET)	60-248	31-133
PASSING YDS (NET)	448	313
Passes Att-Comp-Int	42-25-2	30-14-1
TOTAL OFFENSE PLAYS-YARDS	102-696	61-446
Fumble Returns-Yards	0-0	0-0
Punt Returns-Yards	0-0	1-33
Kickoff Returns-Yards	6-105	5-106
Interception Returns-Yards	1-0	2-63
Punts (Number-Avg)	4-38.8	5-38.6
Fumbles-Lost	0-0	0-0
Penalties-Yards	10-77	8-76
Possession Time	33:21	26:39
Third-Down Conversions	10 of 18	5 of 13
Fourth-Down Conversions	1 of 1	1 of 1
Red-Zone Scores-Chances	5-5	2-2
Sacks By: Number-Yards	2-8	3-18

WEEKLY MEDIA SCHEDULE: EASTERN ILLINOIS WEEK

27 MON	28 TUES	29 WED	30 THURS	31 FRI	1 SAT	2 SUN
Press Conference Noon - Coach Morris 12:20 - Coach Chavis 12:30 - Coach Craddock	Post Practice Media 6:45 p.m. Student-athletes	SEC Teleconference 10 a.m. - 12:10 p.m. 11 a.m. - Coach Morris Pre Practice Media 4:30 p.m. Coach Morris On the Air with Chad Morris - 7 p.m.	No media availability	No media availability	Game 1 Eastern Illinois Kickoff - 3 p.m. TV - SECN Post Game Coach Morris & student-athletes	No media availability

ARKANSAS COMMUNICATIONS



KYLE PARKINSON
 Associate AD/Communications
 Cell 479.387.4753
 Email..... kparkin@uark.edu
 Twitter @TheOtherKP

Office: 479-575-2751
Fax: 479-575-7481
Fayetteville Press Box: (479) 575-6622
Little Rock Press Box: (501) 663-0514

GAME CREDENTIAL REQUESTS

All requests for media and/or photo credentials must be made online at www.SportsSystems.com/Arkansas. Requests should be made at least two weeks in advance.

Credentials will not be mailed. They may be picked up beginning three hours prior to kickoff at the media will call station at the base of the elevator at both Donald W. Reynolds Razorback Stadium in Fayetteville and War Memorial Stadium in Little Rock. Photo identification is required when picking up credentials.

ARKANSAS FTP SITE

An FTP site is available for members of the media. For more information concerning the FTP site, contact Michelle Glover (mglglover@uark.edu).

CollegePressBox.com

CollegePressBox.com is the official media website for SEC football. Access and download weekly game notes, quotes, statistics, media guides, headshots, logos, flip cards and more for each of the SEC's members. Login information will be distributed to accredited media or you can apply for a password by sending an email to password@collegepressbox.com.

SEC WEEKLY TELECONFERENCE

Head coach Chad Morris will participate each week in the SEC teleconference of football coaches. The teleconferences will be conducted each Wednesday from Aug. 29 to Nov. 21 from 10 a.m. CT to 12:10 p.m. CT. For more information and the teleconference number, contact the SEC Media Relations Office at (205) 458-3000.

10:00 a.m.	Ed Orgeron, LSU
10:10 a.m.	Kirby Smart, Georgia
10:20 a.m.	Dan Mullen, Florida
10:30 a.m.	Derek Mason, Vanderbilt
10:40 a.m.	Nick Saban, Alabama
10:50 a.m.	Jeremy Pruitt, Tennessee
11:00 a.m.	Chad Morris, Arkansas
11:10 a.m.	Barry Odom, Missouri
11:20 a.m.	Matt Luke, Ole Miss
11:30 a.m.	Jimbo Fisher, Texas A&M
11:40 a.m.	Mark Stoops, Kentucky
11:50 a.m.	Joe Moorehead, Mississippi State
12:00 p.m.	Will Muschamp, South Carolina
12:10 p.m.	Gus Malzahn, Auburn

ON THE AIR WITH CHAD MORRIS

"On the Air with Chad Morris," Coach Morris' weekly radio show presented by Lindsey and Westrock Coffee Company airs on Wednesday nights starting at 7 p.m. For the 10th straight year, the one-hour radio show will be broadcast live from the Catfish Hole. The show will be carried throughout the state of Arkansas on the Razorback Sports Network and locally in Fayetteville on 105.3 FM, 99.5, 92.1 FM and 1290 AM.

RAZORBACK FOOTBALL WITH CHAD MORRIS

"Razorback Football with Chad Morris" is the official television coach's show of Razorback football. The one-hour show will air statewide and throughout the region on numerous television affiliates. A total of 12 shows will air throughout the season on the following stations: KATV (Sunday's at 10:30 p.m.), KFSM (Sunday at 10:30 p.m.) and KNXW (Sunday at 9:30 p.m.). The show will also be available regionally on Cox Sports Television on Wednesdays at 6 p.m. and Fox Sports Southwest on Tuesdays at 4 p.m.

RADIO AFFILIATES

Batesville.....	KWOZ-FM 103.3
Berryville.....	KTHS-AM 1480
Blytheville.....	KHLS-FM 96.3
Camden.....	KCXY-FM 95.3
Crossett.....	KAGH-AM 800
Crossett.....	KAGH-FM 104.9
De Queen.....	KDON-FM 92.1
DeWitt.....	KDEW-FM 97.3
El Dorado.....	KMRX-FM 96.1
Fayetteville.....	KAKS-FM 99.5
Fayetteville.....	KUOA-AM 1290
Fayetteville.....	KOSM-FM 92.1
Forrest City.....	KBFC-FM 93.5
Fort Smith.....	KERX-FM 95.3
Glenwood.....	KHGZ-AM 670
Glenwood.....	KHGZ-FM 98.9
Hatfield.....	KENA-FM 104.1
Herber Springs.....	KAWW-AM 1370
Helena.....	KFFA-FM 103.1
Horshoe Bend.....	KKIK-FM 106.5
Jonesboro.....	KEGI-FM 100.5
Little Rock.....	KABZ-FM 103.7
Magnolia.....	KZHE-FM 100.5
Marshall.....	KBCN-FM 104.3
Mena.....	KTTG-FM 96.3
Monett (Mo.).....	KKBL-FM 95.9
Monticello.....	KGPO-FM 99.9
Morrilton.....	KVOM-FM 101.7
Mountain Home.....	KOMT-FM 107.5
Ozark.....	KDYN-AM 1540
Ozark.....	KDYN-FM 96.7
Russellville.....	KCAB-AM 980
Russellville.....	KCJC-FM 102.3
Ruston (La.).....	KRLQ-FM 94.1
Searcy.....	KSMD-FM 99.1
Stuttgart.....	KWAK-FM 105.5
Texarkana (Texas).....	KKTK-AM 1400
Wynne.....	KWYN-FM 92.5
Wynne.....	KWYN-AM 1400