

ARKANSAS RAZORBACKS

Saturday, September 8, 2018 • 6:30 p.m. CT • Canvas Stadium (41,000) • Fort Collins, Colo.

BROADCAST INFORMATION

CBS SPORTS NETWORK

Carter Blackburn, Play-By-Play
Aaron Taylor, Analyst
John Schriffen, Reporter

RAZORBACK/IMG SPORTS NETWORK

Chuck Barrett, Play-By-Play
Quinn Grovey, Analyst
Geno Bell, Reporter

SIRIUS/XM RADIO

Sirius Channel 125
XM Channel 386

COACHING STAFF

ON THE FIELD (Year at Arkansas)

Chad Morris - Head Coach (1st)
Steve Caldwell - Defensive Line (1st)
Ron Cooper - Secondary (1st)
Dustin Fry - Offensive Line (1st)
Jeff Traylor - Associate Head Coach/Running Backs (1st)
Justin Stepp - Wide Receivers (1st)

IN THE BOOTH

John Chavis - Defensive Coordinator/Linebackers (1st)
Joe Craddock - Offensive Coordinator/Quarterbacks (1st)
Barry Lunney Jr. - Tight Ends (6th)
John Scott Jr. - Defensive Line (2nd)
Mark Smith - Secondary (1st)

FOUR DOWNS

261



Junior Ty Storey passed for a career-best 261 yards off the bench in last week's win over Eastern Illinois

132



Sophomore Jordan Jones set career marks in receptions (5) and yards (132) and caught his fourth career TD vs. EIU.

60



Freshman LB Bumper Pool picked up a fumble and returned it 60 yards vs. EIU, for the Hogs' longest play of the game.

6



Arkansas forced six fumbles against Eastern Illinois, the most since the Razorbacks joined the SEC in 1992.

THE MATCHUP



ARKANSAS RAZORBACKS (1-0, 0-0 SEC)

AP/Coaches Rank: NR/NR
Head Coach: Chad Morris (Texas A&M, 1992)
Career Record: 15-22 (4th season)
Record at Arkansas: 1-0 (1st season)

at



COLORADO STATE RAMS (0-2, 0-1 MW)

AP/Coaches Rank: NR/NR
Head Coach: Mike Bobo (Georgia, 1998)
Career Record: 21-20 (4th season)
Record at Colorado State: 21-20 (4th season)

THE RUNDOWN

Arkansas travels west to take on Colorado State for the first time in Fort Collins, Colo. and just fourth time overall. The game will mark the first time the Razorbacks have traveled to a Mountain West opponent for a true road game.

The Razorbacks are 3-0 all-time against the Rams with all three games being played in Little Rock. The Hogs won the first-ever game between the two schools 43-9 in 1974 and followed up in 1979 with a 36-3 victory. The last time the two teams played was in 1990 when Arkansas won 31-20.

The last game between the Razorbacks and Rams featured legendary Arkansas QB and current Razorback radio analyst Quinn Grovey. In his senior season, Grovey led the Hogs to victory with 167 yards through the air and 29 more on the ground, adding three TD passes and a rushing score in the 31-20 win.


Arkansas head coach Chad Morris will be the fourth Head Hog to take on the Rams, joining Frank Broyles (1974), Lou Holtz (1979) and Jack Crowe (1990). Colorado State head coach Mike Bobo will become the third Rams coach to take on the Razorbacks with Sark Arslanian coaching the first two games of the series and Earle Bruce leading the Rams in 1990.

The Razorbacks rank second in the nation in turnover margin after one week. Arkansas forced five turnovers and did not turn the ball over to bring a +5 margin into Week 2 of the season.

Arkansas is coming off a 55-20 season-opening victory over Eastern Illinois to begin the Chad Morris era. Ty Storey passed for 261 yards and three touchdowns off the bench while the defense forced five turnovers.

TEAM LEADERS

PASSING



TY STOREY

12/17 (70.6%)
261 YARDS
3 TD/0 INT

RUSHING



DEVWAH WHALEY

10 ATTEMPTS
28 YARDS
1 TD

RECEIVING



JORDAN JONES

5 RECEPTIONS
132 YARDS
1 TD

TACKLES



DRE GREENLAW

10 TACKLES
2.0 TFL
1 FF

2018 SCHEDULE & RESULTS

EASTERN ILLINOIS Sept. 1 Fayetteville, Ark. SEC Network W 55-20	COLORADO STATE Sept. 8 Ft. Collins, Colo. CBSSN 6:30 p.m. CT	NORTH TEXAS Sept. 15 Fayetteville, Ark. SEC Network-Alt 3 p.m.	at AUBURN Sept. 22 Auburn, Ala.	vs. TEXAS A&M Sept. 29 Arlington, Texas	ALABAMA Oct. 6 Fayetteville, Ark.	OLE MISS Oct. 13 Little Rock, Ark.	TULSA Oct. 20 Fayetteville, Ark.	VANDERBILT Oct. 27 Fayetteville, Ark.	LSU Nov. 10 Fayetteville, Ark.	at MISS. STATE Nov. 17 Starkville, Miss.	at MISSOURI Nov. 23 Columbia, Mo. CBS 1:30 p.m.

THE GAME: ARKANSAS AT COLORADO STATE

SERIES HISTORY

Arkansas leads 3-0

Date	UA/Opp Rank	Site	Result
Oct. 26, 1974		Little Rock, Ark.	W 43-9
Sept. 15, 1979	17/NR	Little Rock, Ark.	W 36-3
Sept. 29, 1990	23/NR	Little Rock, Ark.	W 31-20

INSIDE THE SERIES

All-Time Record: Arkansas leads 3-0

In Little Rock: Arkansas leads 3-0

Most points scored by Arkansas: 43 (1974)

Most points scored by Colorado State: 20 (1990)

Largest margin of victory by Arkansas: 34 (1974)

100-YARD RUSHING GAMES

Player	Date	Rushes	Yards	TDs
Ike Forte	10/26/74	20	153	2

TOTALS

100-Yard Rushing Games (Players): 1 (1)

300-Yard Passing Games (Players): 0 (0)

100-Yard Receiving Games (Players): 0 (0)

LAST 5 GAMES: MOUNTAIN WEST OPPONENTS

Sept. 10, 2011 - ARKANSAS 52, New Mexico 3 (Little Rock): Arkansas hammered New Mexico in Little Rock fueled by a 31-point first half. The offense racked up 632 yards of total offense, including 373 yards passing. Tyler Wilson passed for 259 yards and a TD while Brandon Mitchell added 114 yards and another score. Cobi Hamilton caught five passes for 132 yards with one TD and Jarius Wright scored to along with five catches and 63 yards.

Sept. 9, 2006 - ARKANSAS 20, Utah State 0 (Fayetteville): Darren McFadden scored two touchdowns and ran for 184 yards in the victory over Utah State. The Razorbacks rolled up 279 yards rushing with Felix Jones chipping in 68 yards. Peyton Hillis caught four passes for 45 yards and Marcus Monk caught three for 56 yards and a score. Sam Olajubutu led the defense with 13 stops as the team recored five tackles for loss.

Sept. 7, 2002 - ARKANSAS 41, Boise State 14 (Fayetteville): The Razorbacks opened the 2002 season in blowout fashion, hammering Boise State in the first game of the season. Arkansas scored the game's first 34 points before the Broncos finally got on the board in the fourth quarter. Matt Jones passed for 106 yards and three touchdowns and added 70 more yards on the ground in the win as four Arkansas QBs saw action. The Hog defense recorded eight sacks led by Caleb Miller's two. Jimmy Beasley made 11 tackles and Ken Hamlin recovered two fumbles to go along with his nine tackles.

Aug. 30, 2001 - ARKANSAS 14, UNLV 10 (Little Rock): Arkansas did not have to wait long to get another shot at UNLV, after losing the Las Vegas Bowl to end the 2000 season the Razorbacks opened up the 2001 season on a Thursday night in Little Rock on ESPN. The Rebels scored 10 straight points to take a 10-lead into the half but the Hogs rallied for a 14-10 win. Lawrence Richardson's 45-yard interception return for a touchdown put the Razorbacks' first points on the board and Cedric Cobbs' 1-yard plunge in the fourth quarter sealed the win.

Dec. 21, 2000 - UNLV 31, Arkansas 14 (Las Vegas): The Razorbacks scored first on a pass from QB Robby Hampton to RB Rod Stinson in the first quarter. After the Rebels tied it up, Hampton found Boo Williams to put the Hogs back on top. UNLV, however, tied it up before halftime and then scored 17 unanswered points in the second half to the ninth edition of the Las Vegas Bowl. Brandon Holmes ran for 99 yards and Williams caught seven passes for 97 yards and a score.

GAME 2 COLORADO STATE

STATISTICAL BREAKDOWN: ARKANSAS AT COLORADO STATE

Arkansas	Rank: SEC (FBS)	Category	Colorado State	Rank: MW (FBS)
55.0	3 (14)	Scoring Offense	23.5	10 (92)
433.0	9 (64)	Total Offense	468.5	6 (51)
80.0	13 (108)	Rushing Offense	109.5	11 (102)
353.0	3 (18)	Passing Offense	359.0	5 (15)
20.0	10 (49)	Scoring Defense	44.0	11 (106)
357.0	10 (60)	Total Defense	606.5	12 (115)
230.0	8 (63)	Pass Defense	378.0	11 (113)
127.0	11 (48)	Rushing Defense	228.5	11 (106)
25.5	5 (28)	Kickoff Return Avg.	20.6	7 (64)
0.0	10 (84)	Punt Return Avg.	0.0	10 (84)
29:10	7 (70)	Time of Possession	29:22	6 (66)
46.7%	9 (45)	3rd Down Conv. Pct.	48.6%	4 (44)
33.3%	8 (52)	Opp. 3rd-D Conv. Pct.	38.1%	8 (70)
5.0	1 (2)	Turnover Margin	0.5	3 (48)
28.8	13 (110)	Net Punting	38.8	4 (54)
5	1 (1)	Fumbles Recovered	2	2 (5)
0		Passes Intercepted	1	2 (27)
0	1 (1)	Fumbles Lost	0	1 (1)
5	1 (2)	Turnovers Gained	3	3 (12)
0	1 (1)	Turnovers Lost	2	7 (71)
220.2	1 (9)	Passing Efficiency	146.7	6 (55)
140.6	11 (80)	Pass Efficiency Defense	213.9	12 (118)
4	4 (16)	Fewest Penalties	17	11 (118)
40	2 (29)	Fewest Yards Penalized	155	11 (119)
2.0	7 (48)	Sacks	0.0	
8.0	5 (20)	Tackles for Losses	4.0	7 (77)
21	9 (64)	First Downs	49	2 (2)
1.0	4 (30)	Sacks Allowed	1.5	6 (62)
6.0	10 (65)	Tackles for Loss Allowed	5.5	8 (64)
21	9 (64)	First Downs Allowed	53	12 (120)
100.0%	1 (1)	Red Zone Offense	100.0%	1 (1)
66.7%	6 (30)	Red Zone Defense	90.9%	7 (62)

INDIVIDUAL STATS

ARKANSAS				
Rushing	Att.	Yds.	Avg.	TD
Devwah Whaley	10	28	2.8	1
Maleek Williams	3	17	5.7	0
Ty Storey	3	15	5.0	1
TJ Hammonds	3	14	4.7	0
Passing	Comp.	Att.	Yds.	TD/Int.
Ty Storey	12	17	261	3/0
Cole Kelley	9	12	92	1/0
Receiving	Rec.	Yds.	Avg.	TD
Jordan Jones	5	132	26.4	1
La'Michael Pettway	5	93	18.6	2
Chase Harrell	4	60	15.0	0
Austin Cantrell	2	53	26.5	1
Punting	No.	Yds.	Avg.	Long
Blake Johnson	4	122	30.5	44
Reid Bauer	1	25	25.0	25
Punt Returns	No.	Yds.	Avg.	Long
--				
Kickoff Returns	No.	Yds.	Avg.	Long
De'Vion Warren	4	102	25.5	34
Tackles	UT-AT	TT	TFL	Other
Dre Greenlaw	3-7	10	2.0	1 FF
De'Jon Harris	4-5	9	0.0	1 FF
Bumper Pool	2-4	6	0.0	1 FR
Santos Ramirez	5-1	6	0.0	1 FR

COLORADO STATE				
Rushing	Att.	Yds.	Avg.	TD
Izzy Matthews	30	93	3.1	0
Marcus McElroy	18	89	4.9	0
KJ.. Carta-Samuels	15	29	1.9	0
Passing	Comp.	Att.	Yds.	TD/Int.
K.J. Carta-Samuels	52	83	713	6/2
Collin Hill	1	4	5	0/0
Receiving	Rec.	Yds.	Avg.	TD
Preston Williams	15	237	15.8	2
Olabisi Johnson	12	239	19.9	3
Izzy Matthews	9	72	8.0	1
Punting	No.	Yds.	Avg.	Long
Ryan Stonehouse	13	615	47.3	61
Punt Returns	No.	Yds.	Avg.	Long
Olabisi Johnson	1	0	0.0	0
Kickoff Returns	No.	Yds.	Avg.	Long
Preston Williams	6	119	19.8	28
Anthony Hawkins	1	25	25.0	25
Tackles	UT-AT	TT	TFL	Other
Josh Watson	11-17	28	1.0	1 FR
Jamal Hicks	7-9	16	-	-
Tre Thomas	3-13	16	-	-
Jordan Fogal	5-9	14	0.5	-
Braylin Scott	7-5	12	-	-

IN DEPTH CHART: OFFENSE


Position	Name	Height-Weight	Year	2018	2017	2016	Totals	REC	YDS	TD
WR		16 LaMichael Pettway 6-2, 219, Jr.	Started three of nine games played in 2017 grabbing six passes for 92 yards with a long reception of 25 yards ... Played in 10 games in 2016, receiving his first touchdown against Alcorn State (10/1/16).	2018	5	93	2			
				2017	6	92	0			
WR		14 Chase Harrell 6-4, 215, Jr.	Transfer from Kansas, where he caught 25 passes for 221 yards in 2017 to rank third on the Jayhawks' roster in receptions and second with three TDs ... Saw action in all career 24 games at KU catching 30 passes for 302 yards.	2018	4	60	0			
				2017	25	221	3			
TE		44 Austin Cantrell 6-3, 263, Jr.	Started a career high 10 games in 2017 after starting five in 2016...Had at least one reception in eight games ... Recorded a career high 39 receiving yards against Texas A&M (9/23/17), including a career-long grab in the fourth-quarter.	2018	8	53	1			
				2017	13	85	0			
TE		18 Jeremy Patton 6-5, 253, Sr.	Played in 11 games with six starts ... Started against South Carolina, Auburn, Ole Miss, Coastal Carolina, LSU and Mississippi State ... Caught 11 passes for 189 yards, which led all tight ends on the team, for a 17.2 per-catch average.	2018	1	2	0			
				2017	11	189	0			
LT		57 Shane Clenin 6-6, 302, R-Fr.	Redshirted during his first year on campus ... Consensus three-star prospect by ESPN, Rivals, Scout and 247Sports ... Rated the No. 1 offensive tackle in the state of Missouri by Scout ... The first-ever Division I signee from Jefferson HS.	2018	1	1	1			
				Totals	1	1	1			
LT		73 Noah Gatlin 6-7, 293, Fr.	Consensus three-star recruit ... Considered the No. 8 player in Arkansas by ESPN ... Helped pave the way for Jonesboro HS to 2,395 yards, averaging 6.8 yards per carry ... Chose Arkansas over Mississippi State, Arizona State and others.	2018	1	0	0			
				Totals	1	0	0			
LG		68 Kirby Adcock 6-5, 280, R-Fr.	Redshirted during his first year on campus ... Tabbed the No. 4 player in Arkansas being a consensus three-star prospect by ESPN, Rivals, Scout and 247Sports ... Winner of the 2016 Willie Roaf Award, given to the best HS OL in Arkansas.	2018	1	1	1			
				Totals	1	1	1			
LG		54 Austin Capps 6-4, 311, Jr.	Making the transition from the defensive line to the offensive line ... Appeared in all 12 games in 2017 and 12-of-13 in 2016 ... Totaled 22 tackles last season on 272 defensive snaps ... A four-star recruit by ESPN, Scout and 247Sports.	2018	1	0	0			
				2017	12	0	0			
C		51 Hjalte Froholdt 6-5, 315, Sr. >>> Preseason second-team All-SEC	Saw action in 747 snaps last season starting all 12 games at left guard ... Did not allow a sack all season across 389 snaps in pass protection in 2017, graded as No. 9 offensive lineman in the SEC and No. 2 guard according to PFF.	2018	1	1	1			
				2017	12	12	0			
C		69 Dylan Hays 6-3, 294, So.	Played in 10 games last season, participating in 43 defensive snaps ... moved to the offensive line for three of the last four games of the season, seeing action in 32 offensive snaps.	2018	0	0	0			
				2017	10	0	0			
RG		62 Johnny Gibson 6-4, 319, Sr.	Started all 12 games and played a team-high 807 offensive snaps ... Started six games at right guard, four games at right tackle and once at left tackle ... Allowed one sack and four total pressures over the last five games of 2017.	2018	1	1	1			
				2017	12	12	13			
RG		66 Ty Clary 6-4, 288, So.	Played in seven games, including starts in the first four at right guard ... Saw action in 230 snaps, including 115 in pass protection ... Earned a 77.6 overall grade from Pro Football Focus ... Did not allow a sack in pass protection last season.	2018	1	--	--			
				2017	7	4	4			
RT		60 Brian Wallace 6-6, 320, Sr. >>> Preseason third-team All-SEC	Played in 11 games while starting the final seven games of 2017 at right tackle ... Played a total of 468 offensive snaps last season, allowing only three sacks.	2018	1	7	7			
				2017	11	7	10			
RT		78 Dalton Wagner 6-9, 302, R-Fr.	Redshirted his initial year with the program ... Consensus three-star prospect according to ESPN, Rivals, Scout and 247Sports ... Chose Arkansas over Louisville, Utah, California, Vanderbilt and others.	2018	0	0	0			
				Totals	0	0	0			
QB		15 Cole Kelley 6-7, 258, So.	Saw action in nine games, starting four (at No. 1 Alabama, No. 21 Auburn, at Ole Miss, Coastal Carolina) last season ... Earned SEC Freshman of the Week after leading Arkansas to a comeback win at Ole Miss.	2018	C-A-1	92	1			
				2017	80-151-3	1,130	8			
QB		-OR- 4 Ty Storey 6-2, 215, Jr.	Saw action in two games in 2017 but did not record any passing statistics ... Was a consensus four-star recruit and chose Arkansas over Alabama, Auburn and others.	2018	12-17-0	261	3			
				2017	0-0-0	0	0			
RB		21 Devwah Whaley 5-11, 209, Jr.	Started 11 of 12 games last season ... Finished as the team's second leading rusher ... One of two SEC running backs to score a touchdown rushing or receiving in each of the last six regular season games.	2018	ATT	28	1			
				2017	127	557	7			
RB		2 Chase Hayden 5-10, 200, So.	Played seven games and was third on the team in rushing yards ... 326 rushing yards was tops on the team before an injury in the seventh ... Four rushing TDs led all SEC freshman before his injury.	2018	ATT	3	0			
				2017	61	326	4			
WR		1 Jared Cornelius 5-11, 203, Sr.	Started two of three games played in 2017 before sustaining an Achilles injury in the third game of the season ... Recorded five receptions for 43 yards and one touchdown ... Averaged 16.09 yards per catch in 2016.	2018	REC	0	0			
				2016	32	515	4			
WR		9 De'Vion Warren 5-10, 180, So. >>> Preseason third-team All-SEC	Saw action in all 12 games last season, as the primary kick returner ... Returned a kick 100-yards for a touchdown against Auburn ... Averaged 26.4 yards per return last season ... A four-star prospect by ESPN out of high school.	2018	REC	0	0			
				2017	1	5	0			
WR		7 Jonathan Nance 6-0, 190, Sr.	Played 11 games with six starts ... Led the team in receptions (37), receiving yards (539) and receiving touchdowns (5) ... Also rushed five times for 62 yards, including a season-long 40-yard run ... Longest reception was 54 yards.	2018	REC	37	539	5		
				2017	37	539	5			
WR		13 Deon Stewart 5-11, 161, Jr.	Was a mainstay in the Razorback offense in 2017, seeing action in all 12 games last season, recording 33 catches for 404 yards ... Was the primary return specialist in 2016, recording 419 kick return yards on 21 returns.	2018	REC	33	404	3		
				2017	33	404	3			
WR		13 Deon Stewart 5-11, 161, Jr.	Was a mainstay in the Razorback offense in 2017, seeing action in all 12 games last season, recording 33 catches for 404 yards ... Was the primary return specialist in 2016, recording 419 kick return yards on 21 returns.	2018	REC	36	438	3		
				2017	36	438	3			

IN DEPTH CHART: DEFENSE

	U-A-T	TFL	SACK
2018	2-2-4	0-0-0	0-0-0
2017	0-0-0	0-0-0	0-0-0
2016	0-0-0	0-0-0	0-0-0
Totals	2-2-4	0-0-0	0-0-0

91 Michael Taylor ||| 6-2, 248, Sr.

Saw action in two games last season but didn't record any statistics ... Didn't participate in any games in 2016 ... Tallied 50 tackles, including 11.5 for loss and four sacks in his final season at Riverside City College (Calif.) in 2015.



DE

	U-A-T	TFL	SACK
2018	0-2-2	0-0-0	0-0-0
Totals	0-2-2	0-0-0	0-0-0

5 Dorian Gerald ||| 6-3, 260, Jr.

Totalled 96 tackles including 43.0 for loss at College of the Canyons (Calif.) the last two season ... Four-star prospect per ESPN ... Rated as the No. 1 defensive end in the country by ESPN and the No. 4 overall player on the ESPNJC50.



DL

	U-A-T	TFL	SACK
2018	21-3	10-1	0-0-0
2017	15-22-37	7-5-33	2-5-19
2016	8-19-27	5-5-23	2-5-13
Totals	25-42-67	14-0-57	5-0-32

3 McTelvin Agim ||| 6-3, 279, Jr.

Started 11 of 12 games played at defensive end ... Posted 37 tackles, the second-most among defensive linemen on the team ... Finished second on the team in tackles for loss (7.5) ... Tied for third on the team in sacks (2.5) last season.

	U-A-T	TFL	SACK
2018	11-2	10-7	1-0-7
2017	2-2-4	0-0-0	0-0-0
2016	0-1-1	0-0-0	0-0-0
2015	2-0-2	0-0-0	0-0-0
Totals	5-4-9	10-7	1-0-7

-OR- 90 Armon Watts ||| 6-5, 298, Sr.

Seen action in 15 career games recording seven total tackles ... Ranked as a three-start prospect ... Chose Arkansas over Missouri, Kentucky, Cincinnati and Wisconsin among others.



DL

	U-A-T	TFL	SACK
2018	1-2-3	0-5-1	0-0-0
2017	10-16-26	1-5-3	0-0-0
2016	1-3-4	4-0-17	2-0-15
Totals	12-21-33	6-0-21	2-0-15

52 TJ Smith ||| 6-3, 304, Jr.

Saw time in five games last season, collecting four tackles including 1.5 for loss ... Redshirted as a true freshman ... Named a three-start recruit ... Chose the Razorbacks over Missouri, Vanderbilt, N. Carolina, Wake Forest and others.

	U-A-T	TFL	SACK
2018	0-1-1	0-0-0	0-0-0
2017	2-4-6	0-5-0	0-0-0
Totals	2-5-7	0-5-0	0-0-0

42 Jonathan Marshall ||| 6-3, 301, So.

Saw action in all 12 games last season playing 160 defensive snaps ... Finished with six tackles, including 0.5 for loss and a pair of quarterback hurries ... Three-start recruit that chose Arkansas over TCU, Nebraska and others.

	U-A-T	TFL	SACK
2018	0-0-0	0-0-0	0-0-0
2017	20-22-42	5-5-18	2-0-13
2016	13-10-23	5-5-32	2-5-20
2014	5-3-8	0-5-1	0-0-0
Totals	38-35-73	11-5-51	4-5-33

10 Randy Ramsey ||| 6-4, 236, Sr.

Played in all 12 games with eight starts at OLB ... Finished the year with 42 tackles, including 5.5 for loss and 2.0 sacks, six quarterback hurries and one forced fumble ... 4.5 tackles for loss came in SEC action last season.



DE

	U-A-T	TFL	SACK
2018	0-4-4	0-5-1	0-0-0
2017	1-0-1	0-0-0	0-0-0
Totals	1-4-5	0-5-1	0-0-0

-OR- 6 Gabe Richardson ||| 6-3, 240, Jr.

Saw action in four games ... Played six defensive snaps and participated on special teams ... Forced a fumble that was recovered 18 yards for a touchdown by Henre' Toliver in the season opener against Florida A&M.

	U-A-T	TFL	SACK
2018	1-2-3	0-0-0	0-0-0
2017	3-0-3	0-0-0	0-0-0
Totals	4-2-6	0-0-0	0-0-0

27 Hayden Henry ||| 6-2, 222, So.

Saw action in all 12 games ... Played a key role on special teams and recorded three tackles ... Earned a scholarship following the season ... A three-star recruit named the Arkansas Democrat-Gazette Prep Defensive Player of the Year.



LB

	U-A-T	TFL	SACK
2018	1-1-2	0-5-2	0-0-0
2017	3-3-6	0-0-0	0-0-0
Totals	4-4-8	0-5-2	0-0-0


22 Deon Edwards ||| 6-1, 212, So.

Played in nine games, primarily on special teams ... Recorded six tackles - five on special teams and one on defense ... A Consensus three-star recruit who chose Arkansas over South Carolina, Missouri, Louisville and others.

	U-A-T	TFL	SACK
2018	4-5-9	0-0-0	0-0-0
2017	66-49-115	8-5-25	3-5-18
2016	18-19-37	2-0-8	1-0-6
Totals	88-73-161	10-5-33	4-5-24

8 De'Jon Harris ||| 6-0, 244, Jr. >>> Preseason third-team All-SEC

Led the team in total tackles (115), tackles for loss (8.5) and sacks (3.5) ... First Razorback to lead a team in tackles, tackles for loss and sacks in the same season since at least 1973 ... Played 93 percent of the team's defensive snaps.



LB

	U-A-T	TFL	SACK
2018	1-4-5	0-5-1	0-0-0
2017	22-16-38	3-5-15	1-0-9
Totals	23-20-43	4-0-16	1-0-9


31 Grant Morgan ||| 5-11, 220, So.

Saw action in all 12 games totalling 38 tackles, including 3.5 for loss and 1.0 sack ... Played 212 defensive snaps ... Played a season-high 58 snaps and recorded a season-high eight tackles in the season finale against Missouri.

	U-A-T	TFL	SACK
2018	3-7-10	2-0-2	0-0-0
2017	52-51-103	1-15-15	1-0-14
2016	22-20-42	1-5-3	0-0-0
2015	46-49-95	3-5-20	1-0-14
Totals	123-127-250	8-5-40	2-0-28

23 Dre Greenlaw ||| 6-0, 227, Sr.

Started all 12 games at WLB ... Racked up more than 100 tackles (103) for the first time in his career to finish second on the team for the second time in three seasons ... Ranked fourth in the SEC in double-digit tackle games (6).



LB

	U-A-T	TFL	SACK
2018	2-4-6	0-0-0	0-0-0
Totals	2-4-6	0-0-0	0-0-0

16 Bumper Pool ||| 6-2, 223, Fr.

Four-star recruit by 247Sports and Rivals ... As a senior, totaled 166 tackles (108 solo), recorded 14 tackles for loss, four PBUs, forced three fumbles, three INTs and blocked one PAT ... Chose Arkansas over Alabama, LSU and others.

	U-A-T	TFL	INT
2018	2-1-3	0-0-0	0-0-0
2017	1-0-1	0-0-0	0-0-0
2016	33-14-47	0-5-0	2-7-5
2015	6-4-10	0-0-0	1-8-1
Totals	42-19-61	0-5-0	3-8-3

11 Ryan Pulley ||| 5-11, 198, Jr.

Sustained a right pectoral injury in the second quarter of the season opener and missed the rest of the season in 2017 ... Started the final 12 games of 2016 and led the team with 13 pass breakups and finished fifth with 47 tackles.



CB

	U-A-T	TFL	INT
2018	1-0-1	0-0-0	0-0-0
Totals	1-0-1	0-0-0	0-0-0

24 Jarques McLellion ||| 6-0, 173, R-Fr.

Redshirted during initial year with the program ... Consensus three-star prospect by ESPN, Rivals, Scout and 247Sports ... Totaled 46 tackles and 21 pass breakups as a senior ... Selected Arkansas over Florida, Louisville and others.

	U-A-T	TFL	INT
2018	1-2-3	0-0-0	0-0-0
2017	32-14-46	0-0-0	0-0-0
Totals	33-16-49	0-0-0	0-0-0

2 Kamren Curl ||| 6-2, 201, So.

Started 11 of 12 games at cornerback ... Played the second-most snaps among all SEC true freshman cornerbacks (690) ... Finished sixth on the team & tied for fourth among SEC freshmen in tackles (46) and tied for the team lead in PBUs.



SS

	U-A-T	TFL	INT
2018	0-1-1	0-0-0	0-0-0
Totals	0-1-1	0-0-0	0-0-0

11 Myles Mason ||| 6-2, 208, Fr.

Four-star recruit by ESPN ... Top-10 prospect in Alabama by ESPN (No. 10) ... Helped Hewitt-Trussville to an 11-0 overall record and 7-0 mark in region play as a senior in 2017 ... Chose Arkansas over Alabama, Auburn, LSU and others.

	U-A-T	TFL	INT
2018	5-1-6	0-0-0	0-0-0
2017	34-29-63	2-0-4	1-16
2016	30-13-43	0-0-0	1-24
2015	22-13-35	0-0-0	1-18
Totals	91-56-147	2-0-4	3-58

9 Santos Ramirez ||| 6-2, 204, Sr. >>> Preseason third-team All-SEC

Finished third on the team and first among defensive backs in tackles (63) ... One of only three players in the FBS in 2017 to record at least 60 tackles, an interception, eight pass breakups and three fumbles forced.



FS

	U-A-T	TFL	INT
2018	1-1-2	0-0-0	0-0-0
Totals	1-1-2	0-0-0	0-0-0

17 Joe Foucha ||| 5-11, 198, Fr.

Consensus three-star recruit by 247Sports, ESPN and Rivals ... Had 68 tackles, five interceptions, six forced fumbles, four fumble recoveries and 15 pass breakups as a senior ... Chose Arkansas over Alabama, Auburn, LSU and others.

	U-A-T	TFL	INT
2018	2-2-4	0-0-0	0-0-0
2017	8-2-10	0-0-0	0-0-0
Totals	8-2-10	0-0-0	0-0-0

1 Chevin Calloway ||| 5-10, 190, So.

Saw action in all 12 games at cornerback, playing 153 snaps ... Totaled 10 tackles and two pass breakups ... Played a season-high 63 snaps and recorded a season high in tackles (5) and pass breakups (2) in the season finale.

	U-A-T	TFL	INT
2018	0-0-0	0-0-0	0-0-0
2017	2-0-2	0-0-0	0-0-0
Totals	2-0-2	0-0-0	0-0-0

14 Britto Tutt ||| 6-1, 180, Jr.

Played in eight games and totaled two tackles last season ... Redshirted as a sophomore ... Played in 10 games helping the team finish 8-3 as co-champs of the National Northern Conference as a freshman at Ventura College in 2015.



CB

RAZORBACK TRENDS

	2018	Morris	Streak
Overall	1-0	15-22	W1
At Home	1-0	11-10	W1
On the Road	0-0	4-12	L1
Neutral	0-0	0-0	L2
September	1-0	8-6	W2
October	0-0	4-7	W1
November	0-0	3-9	L1
December-January	0-0	0-0	L1
vs. SEC	0-0	0-0	L1
vs. Non-Conference	1-0	7-6	W3
vs. Ranked Opponents	0-0	1-9	L5
Record in Games...			
Decided by 7 pts or less	0-0	4-4	W2
Decided by 3 pts or less	0-0	2-3	W4
During the day	1-0	6-12	W1
At night	0-0	9-10	L2
Record When Scoring...			
Less than 21 points	0-0	0-8	L9
21+ points	0-0	13-7	W2
30+ points	0-0	13-9	W3
40+ points	0-0	7-5	W1
50+ points	1-0	4-0	W3
Record When Allowing...			
Less than 14 points	0-0	1-0	W11
Less than 21 points	1-0	4-0	W9
22+ points	0-0	7-21	L1
Record When...			
Scoring first	1-0	10-13	W3
Opponents score first	0-0	5-9	L1
Leading after the 1Q	1-0	11-8	W3
Trailing after the 1Q	0-0	2-11	L1
Leading at halftime	1-0	14-0	W3
Trailing at halftime	0-0	1-20	W1
Leading after the 3Q	1-0	10-0	W2
Trailing after the 3Q	0-0	4-23	L1
Tied going into the 4Q	0-0	0-0	W1
In overtime games	0-0	1-1	L1
Record With...			
Less than 300 yards total offense	0-0	0-3	L6
400+ yards total offense	1-0	14-12	W4
500+ yards total offense	0-0	4-3	W1
Less than 100 yards rushing	1-0	2-6	W1
100+ yards rushing	0-0	13-16	L1
200+ yards rushing	0-0	9-4	W3
300+ yards rushing	0-0	2-0	W9
Less than 200 yards passing	0-0	2-4	L1
200+ yards passing	0-0	12-18	W1
300+ yards passing	1-0	6-6	W1
400+ yards passing	0-0	0-1	L2
A 100-yard rusher	0-0	8-6	W3
2+ 100-yard rushers	0-0	2-0	W8
Record When Allowing...			
Less than 200 total yards	0-0	0-0	W6
200+ total yards	1-0	15-22	W1
300+ total yards	1-0	12-21	W1
400+ total yards	0-0	7-18	L1
Less than 100 rush yards	0-0	6-0	W8
100+ rush yards	1-0	8-23	W1
200+ rush yards	0-0	4-19	L3
Less than 200 pass yards	0-0	6-7	L3
200+ pass yards	1-0	9-15	W1
300+ pass yards	0-0	5-7	W4
400+ pass yards	0-0	2-4	L2
A 100-yard rusher	0-0	2-14	L1
Record When Having...			
No turnovers	1-0	7-3	W3
Less than 3 turnovers	0-0	11-14	L1
3 or more turnovers	0-0	2-7	L12
No takeaways	0-0	1-5	L1
Less than 3 takeaways	1-0	9-15	W2
3 or more takeaways	1-0	6-6	W2
Win turnover battle	0-0	11-6	W1
Lost turnover battle	0-0	2-13	L1
Turnovers even	0-0	1-3	L1
More than 30:00 TOP	0-0	10-10	L1
Less than 30:00 TOP	1-0	5-13	W2

RAZORBACK NOTEBOOK

QUICK HITS

- The Chad Morris era of Arkansas football began with a 55-20 victory over Eastern Illinois.
- Morris became the eighth straight Arkansas head coach to win his first game as the Head Hog.
- The Razorbacks' 55 points were the most by a first-year head coach in his first game since John Tomlin beat Missouri-Rolla 59-0 in his first game in 1943. The 55 points were also the most in an opener for any coach since 2004 when the Razorbacks beat New Mexico State 63-13.
- Arkansas forced five turnovers in the win over EIU, the most since forcing six against Ole Miss in 2014.
- The Razorbacks forced six fumbles last Saturday, the most since Arkansas joined the SEC in 1992.
- Bumper Pool blocked a PAT to become the first Razorback since DeQuinta Jones in 2012 against Tulsa to block a PAT.
- Arkansas scored 38 points in the first half, including 28 in the second quarter, for the most first half points since scoring 38 against Mississippi State in 2016.
- Ty Storey (3) and Cole Kelley (1) combined for four passing TDs, the most by Arkansas since 2015 against Mississippi State.
- In his first career start, Chevin Calloway recovered two fumbles to become the first Razorback since Ken Hamlin in 2002 to recover two fumbles in a game.
- DL Briston Guidry scored the Razorbacks' first touchdown of the year, recovering a fumble in the end zone. The TD was Guidry's second of his career (Mississippi State, 2017).
- LB Dre Greenlaw recorded 10 tackles in the first quarter to lead the team for the day and record his 12th career 10+ tackle game.

DEFENSE SHINES IN MORRIS' DEBUT

The Arkansas defense produced one of the best performances ever by a team led by Chad Morris. The Razorbacks forced six fumbles and recovered five of them to match the most forced turnovers by a Chad Morris team (5, East Carolina 2016).

Other defensive bests under Morris:

- 357 total yards, tied for seventh-fewest
- 127 rushing yards, seventh-fewest
- 8.0 tackles for loss, tied for sixth-most



BIG GAME JORDAN

Sophomore WR Jordan Jones notched his second career 100-yard game last weekend against Eastern Illinois with a game-high and career-best 132 yards. His 132 yards were the second-most in the SEC in Week 1. The Smackover, Arkansas native has posted back-to-back 100-yard games dating back to last season. The wideout hauled in just two passes for 122 yards, including a 65-yard bomb, in the season finale against Missouri. Jones is one of three Razorbacks on the roster with a 100-yard receiving game.

- Jordan Jones has back-to-back 100-yard receiving games for the first time in his career (122 - Missouri, 132 - Eastern Illinois).
- Jones is one of three current Razorbacks with at least one 100-yard receiving game (Jared Cornelius, Jonathan Nance).
- His five catches against EIU also established a new career-best mark.
- Against the Panthers, Jones caught passes of 46 and 57



JUMP IN THE POOL

True freshman Bumper Pool jumped right into his first collegiate action against Eastern Illinois last Saturday. The linebacker from Lucas, Texas filled up the stat sheet with six tackles, a blocked PAT and fumble recovery. He recorded two solo stops to go with four assisted tackles and added a pass break-up. The fumble recovery set up an Arkansas score thanks to him returning it 60 yards back to the EIU 5-yard line. The 60-yard fumble return is the longest by a Razorback since a 94-yard return by Jerry Franklin at Vanderbilt in 2011. His blocked PAT made him the first Hog since DeQuinta Jones in 2012 to block a PAT.

TAKEAWAYS, NO GIVEAWAYS

Arkansas posted a +5 turnover margin in the opener against Eastern Illinois thanks to five fumble recoveries and no turnovers. Only Fresno State has a better turnover margin than the Razorbacks with a +7 margin thanks to a pair of fumble recoveries and five interceptions against Idaho.

- The takeaways were the most since 2014 when the Hogs turned over Ole Miss six times.
- Not turning the ball over snapped a 14-game streak with at least one turnover dating back to 2016. The Razorbacks were one of 34 teams in the FBS not turn the ball over through Week 1, including eight in the SEC.

EFFICIENTLY PASSING

QBs Ty Storey and Cole Kelley were efficient in the opener combining to go 21-for-29 (72.4%) for 353 yards and four touchdowns with no interceptions. The team's passing efficiency after one game (220.2) leads the SEC and ranks ninth in the nation. The Colorado State defensive pass efficiency ranks 118th in the FBS after the Rams' first two opponents (Hawaii and Colorado) have combined to pass for 756 yards on 48-of-62 (77.4%) with seven TDs and one interception.

RAZORBACK NOTEBOOK

ARKANSAS VS. THE MOUNTAIN WEST

Arkansas is 14-1 against current members of the Mountain West Conference. The league officially formed in 1999 with founding members Air Force, BYU, Colorado State, San Diego State, New Mexico, UNLV, Utah and Wyoming. The Razorbacks' trip to Colorado State, however, will be the first true road game against a Mountain West opponent. The Hogs played UNLV in the Las Vegas Bowl at the end of the 2000 season, the only loss to a Mountain West team. Ironically, Arkansas opened up the 2001 season against the Rebels in Little Rock and avenged the loss.

LET'S PLAY TWO

The Razorbacks' match up with Colorado State on Saturday will be the first of two this academic year between the two schools. Head coach Mike Anderson and Arkansas' men's basketball team is set to make the trip to Fort Collins, Colorado in December to play the Rams. Colorado State will make the return trip to Fayetteville next season to play the Hogs on the gridiron.

PULLEY RETURNS

CB Ryan Pulley returned to the lineup on Saturday after suffering a season-ending pectoral injury in the first game of the 2017 season. Pulley was impressive making three tackles but locking down his side of the field. Eastern Illinois threw at Pulley just one time on Saturday, completing just a four-yard pass. The junior enjoyed his return, playing the most defensive snaps on the roster (74).

FIRST TIMERS

Six Razorbacks earned their first career starts in the season-opener against Eastern Illinois. Two redshirt freshmen offensive linemen drew their first career starts for their first career action and they just happened to be next to each other, Shane Clinin got the nod at left tackle and Kirby Adcock at left guard. On the defensive side, D'Vone McClure, Chevin Calloway, Michael Taylor and Gabe Richardson all received their first starting assignments as Razorbacks.

First-time starters

- Offense: LT Shane Clinin, LG Kirby Adcock
- Defense: NB D'Vone McClure, CB Chevin Calloway, DL Michael Taylor, DL Gabe Richardson

WEARING THE PATCH

Ten players on the 2018 Arkansas roster are wearing the SEC Graduate Patch this season having already earned their undergraduate degree: DL Damani Carter, WR Jared Cornelius, DB Ryder Lucas, OL Deion Malone, LB Tyler Phillips, DB Santos Ramirez, DB Kevin Richardson, QB Ty Storey, OL Brian Wallace and DL Armon Watts.

The special patch on their jersey highlights their academic achievement. The patch features a red and white SEC logo with a "stole" wrapping underneath it emblazoned with the all-important word, "Graduate."

Arkansas is one of 24 schools at the FBS level with at least 10 graduates on the roster this fall. The Hogs are one of four schools from the SEC.



FBS SCHOOLS WITH AT LEAST 10 GRADUATES

19	UAB	12	Akron	10	Arkansas
17	Clemson	12	Houston	10	Cincinnati
15	Arizona State	12	Maryland	10	Minnesota
15	Pittsburgh	12	Temple	10	Nevada
14	Baylor	12	Virginia	10	South Carolina
14	Northwestern	11	Kansas	10	Tennessee
14	SMU	11	Old Dominion	10	UCF
12	Alabama	11	Penn State	10	West Virginia

MOUNTAIN WEST SHOWDOWNS

1974	Colorado State	W 43-9
1975	Air Force	W 35-0
1975	Utah State	W 31-0
1976	Utah State	W 33-16
1979	Colorado State	W 36-3
1983	New Mexico	W 17-0
1987	New Mexico	W 43-25
1987	Hawaii	W 38-20
1990	Colorado State	W 31-20
2000	Boise State	W 38-31
2000	UNLV	L 31-14
2001	UNLV	W 14-10
2002	Boise State	W 41-14
2006	Utah State	W 20-0
2011	New Mexico	W 52-3

CAREER 100-YARD RUSHING GAMES

Devwah Whaley • Jr. • RB (3)

135, Alcorn State, 2016
119, New Mexico State, 2017
112, at Mississippi State, 2016

T.J. Hammonds • Jr. • RB (1)

119, Coastal Carolina, 2017

Chase Hayden • So. • RB (1)

120, Florida A&M, 2017

CAREER 100-YARD RECEIVING GAMES

Jared Cornelius • Sr. • WR (3)

146, Alabama, 2016
126, vs. Texas A&M, 2016
106, Alcorn State, 2016

Jonathan Nance • Sr. • WR (2)

116, at South Carolina, 2017
100, vs. Texas A&M, 2017

Jordan Jones • So. • WR (2)

132, Eastern Illinois, 2018
122, Missouri, 2017

CAREER 200-YARD PASSING GAMES

Cole Kelley • So. • QB (2)

264, Coastal Carolina, 2017
200, at Alabama, 2017

Ty Storey • Jr. • QB (1)

261, Eastern Illinois, 2018

CONSECUTIVE GAMES WITH ...

A reception ...

Deon Stewart » 9
La'Michael Pettway » 6
Jordan Jones » 4
Jeremy Patton » 4
Jordan Jones » 3

A touchdown ...

Devwah Whaley » 6
Jordan Jones » 2

NEED TO KNOW INFO

Opponent	Captains	Length	Coin Toss	Kick/Receive	Helmet/Jersey/Pants	Attendance	1st Poss.	Opp. 1st Poss.	Result
Eastern Illinois at Colorado St.	Cornelius, Froholdt, Greenlaw, Ramirez, Harris	3:22	EIU	ARK Kick	White/White/White	63,342	FG	FUM	W 55-20
North Texas at Auburn									
vs. Texas A&M Alabama									
Ole Miss (LR) Tulsa									
Vanderbilt LSU									
at Mississippi St. at Missouri									

RAZORBACKS IN THE NFL

#PR  HOGS

As of Sept. 2, 2018

Name	Pos.	NFL Team
Brandon Allen	QB	Los Angeles Rams
Alex Collins	RB	Baltimore Ravens
A.J. Derby	TE	Miami Dolphins
Trey Flowers	DE	New England Patriots
Keon Hatcher	WR	Oakland Raiders
*Hunter Henry	TE	Los Angeles Chargers
**Cody Hollister	WR	New England Patriots
^Jeremiah Ledbetter	DT	Tampa Bay Buccaneers
Mitchell Loewen	DE	New Orleans Saints
*Tevin Mitchel	DB	Oakland Raiders
Jason Peters	OL	Philadelphia Eagles
Darius Philon	DE	Los Angeles Chargers
Frank Ragnow	OL	Detroit Lions
^Dan Skipper	OL	Detroit Lions
Chris Smith	DE	Cleveland Browns
Jeremy Sprinkle	TE	Washington Redskins
Deatrich Wise Jr.	DE	New England Patriots
^David Williams	RB	Denver Broncos
^Jonathan Williams	RB	New Orleans Saints
Jarius Wright	WR	Carolina Panthers

* Reserve/Injured | ** Reserve/Non-Football Injury | ^ on practice squad

ACTIVE CAREER LEADERS

TACKLES

Rank	Player, Class	Tackles
1.	Dre Greenlaw, Sr.	250
2.	De'Jon Harris, Jr.	161
3.	Santos Ramirez, Sr.	147
4.	Kevin Richardson, Sr.	109
5.	Randy Ramsey, Sr.	73

TACKLES FOR LOSS

Rank	Player, Class	TFL
1.	McTelvin Agim, Jr.	14.0
2.	Randy Ramsey, Sr.	11.5
3.	De'Jon Harris, Jr.	10.5
4.	Dre Greenlaw, Sr.	8.5
5.	TJ Smith, Sr.	6.0
5.	Grant Morgan, So.	4.0

SACKS

Rank	Player, Class	Sacks
1.	McTelvin Agim, Jr.	5.0
2.	Randy Ramsey, Sr.	4.5
	De'Jon Harris, Jr.	4.5
3.	Austin Capps, Jr.	2.0
	Dre Greenlaw, Sr.	2.0
	T.J. Smith, Jr.	2.0

INTERCEPTIONS

Rank	Player, Class	INTs
1.	Kevin Richardson, Sr.	4
2.	Ryan Pulley, Jr.	3
	Santos Ramirez, Sr.	3

RUSHING

Rank	Player, Class	Yards
1.	Devwah Whaley, Jr.	1,189
2.	T.J. Hammonds, Jr.	362
3.	Chase Hayden So.	329

RECEPTIONS

Rank	Player, Class	Receptions/Yards
1.	Jared Cornelius, Sr.	79/1,163
2.	Jonathan Nance, Sr.	37/539
3.	Jordan Jones, So.	26/533

RAZORBACK NOTEBOOK

WHAT'S NEW IN 2018?

Put simply, a lot is new in the Razorbacks' 125th season of football. Below is a list of what's new for Arkansas football this fall.

- **Head Coach Chad Morris** - The Edgewood, Texas native takes over as the 33rd head coach in Arkansas football history. Morris lands on the Hill after a three-year stint as the head coach at SMU (2015-17) and successful runs as the offensive coordinator at Clemson (2011-14) and Tulsa (2010). Prior to coaching in college, Morris was a Texas high school head coaching legend with his final stop coming at Lake Travis (Austin, Texas) and capped by back-to-back undefeated state championships. Morris wrapped up his high school career 169-38 as a head coach in 16 seasons with three state titles.
- **Coordinators** - Morris brought in two new coordinators with Joe Craddock following Morris from SMU and lured the legendary John Chavis to be the Hogs' defensive coordinator. Craddock held the offensive coordinator position at SMU after following Morris to Dallas from Clemson. Chavis makes his third SEC West stop and fourth in the league after serving at Texas A&M (2015-17), LSU (2009-14) and his alma mater, Tennessee (1995-2008).
- **Coaching Staff** - Six new assistant coaches are on Morris' initial staff. Steve Caldwell returns to the Hill to coach the defensive ends. Caldwell served as the Razorbacks' defensive line coach 2010-12 and coached with Chavis at Tennessee 1995-2008. Ron Cooper was with Chavis at Texas A&M and LSU and will coach the Arkansas safeties. Dustin Fry joins the Razorbacks after coaching the offensive line for Morris at SMU for the last three years. Jeff Traylor is the Associate Head Coach and will work with the running backs after coaching at SMU and Texas. Mark Smith coaches the team's corners and came with Morris from SMU. Justin Stepp works with the Arkansas wide receivers. Stepp coached at Appalachian State and SMU prior to his arrival in Fayetteville.
- **New Strength Coach** - Trumain Carroll serves as the Hogs' new strength coach. Morris named Carroll as the strength coach shortly after his hiring in December and Carroll began transforming the Razorbacks' bodies. Carroll spent all three years with Morris at SMU.
- **New Athletic Trainer** - Dave Polanski is the new man in charge of the Hogs' health. He joins Arkansas after working at Tulsa.
- **Hunter Yurachek** - Arkansas hired new athletic director Hunter Yurachek one day prior to announcing the hiring of Coach Morris. Yurachek has served as the athletic director at Houston, Coastal Carolina and Akron.
- **Donald W. Reynolds Razorback Stadium** - Arkansas' newly added north end zone seating and home locker room will debut this fall.

WHAT'S BACK IN 2018?

Despite a plethora of newness around the football program this fall, the Razorbacks have some familiar faces back.

- **Assistant Coaches** - Head coach Chad Morris retained two assistant coaches for his new staff. Barry Lunney Jr. is back for his sixth season coaching the Razorback tight ends. The former Hog QB has helped the program garner the nickname #TEU over the last five years with Arkansas the only school in the nation with a tight end taken in the last three NFL Drafts. John Scott is back and coaching the team's defensive tackles. Scott joined the Razorbacks last season as the defensive line coach.
- **Letterwinners and Starters** - Arkansas returns 55 letterwinners from 2017 with 25 on the offensive side of the ball and 25 on the defensive side. Among those 55 letterwinners are 19 returning starters - nine on offense, eight on defense and two on special teams.

GREENLAW AMONG THE NATION'S BEST TACKLERS

Senior Dre Greenlaw is among the nation's leading active career tacklers. The Fayetteville native ranks 19th in the FBS among active players nationwide, including leading the way in the Southeastern Conference. Greenlaw posted his best season as a Razorback in 2017 with a career-high 103 tackles. The breakout junior season came on the heels of a sophomore season that was cut short due to a foot injury that cost him six games and limited him to 42 tackles. He burst onto the scene as a freshman in 2015, starting in 11 of his 13 games played and making 95 tackles to earn Freshman All-American honors and SEC Defensive Freshman of the Year from Athlon.

TOP ACTIVE CAREER TACKLES IN FBS

Player	School	Year	Pos.	Tackles
1. Andrew Wingard	Wyoming	Sr.	DB	375
2. Azeez Al-Shaair	Fla. Atlantic	Sr.	LB	357
3. Jahlani Tavai	Hawaii	Sr.	LB	318
4. Terrill Hanks	New Mexico St.	Sr.	LB	315
5. Khalil Hodge	Buffalo	Sr.	LB	285
6. Cameron Smith	Southern California	Sr.	LB	280
7. Asauni Rufus	Nevada	Sr.	DB	279
8. Ty Summers	TCU	Sr.	LB	275
9. Marcus Epps	Wyoming	Sr.	DB	273
10. Bryton Barr	Massachusetts	Sr.	LB	272
11. Josh Watson	Colorado State	Sr.	LB	264
12. Tony Lashley	Idaho/Boise State	Sr.	LB	261
12. T.J. Edwards	Wisconsin	Sr.	LB	261
14. Joe Dineen Jr.	Kansas	Sr.	LB	260
15. Peyton Pelluer	Washington State	Sr.	LB	258
16. Malik Fountain	Central Mich.	Sr.	LB	252
17. Rick Gamboa	Colorado	Sr.	LB	251
17. Jalen Young	Fla. Atlantic	Sr.	DB	251
19. Dre Greenlaw	Arkansas	Sr.	LB	250

RAZORBACK NOTEBOOK

HARRIS & GREENLAW SEC'S TOP TACKLING DUO RETURN

Linebackers De'Jon Harris (115) and Dre Greenlaw (103) combined for 218 total tackles last season to become the SEC's top tackling duo. The pair were the only SEC teammates to accomplish the 100+ tackle feat in 2017 with Harris finishing second in the league and Greenlaw finishing sixth overall. Harris and Greenlaw are one of just two returning pairs of linebackers in the FBS this season that recorded 100+ tackles each last season.

- Harris and Greenlaw were among the leaders in the SEC in tackles with Harris registering seven games of 10+ tackles and Greenlaw collecting six games of 10+ stops.
- Six of Harris' double-digit tackle efforts came in SEC play in 2017.
- Harris' seven double-digit tackle games in a season is the most since All-SEC linebacker Martrell Spaight had eight in 2014.
- Harris finished No. 3 in the SEC and No. 29 in the FBS in solo tackles (66).
- Greenlaw has 11 double-digit tackle efforts since 2015.
- With 11 tackles against Coastal Carolina on Nov. 4, Greenlaw eclipsed 200 for his career. He became just the seventh Razorback in the last 10 seasons to accomplish that feat.
- Greenlaw has led or tied for the team lead in tackles 12 times since his freshman season in 2015.

DECORATED FROHOLDT ANCHORING O-LINE

Senior Hjalte Froholdt is set to anchor the offensive line in his final season in Fayetteville. The native of Denmark moved to center during fall camp after starring at left guard and starting 25 straight games. The former defensive lineman was tabbed an All-SEC first teamer by Pro Football Focus, All-SEC third team by Phil Steele and a CoSIDA Academic All-District member in 2017 after not allowing a sack over 389 snaps of pass protection. Froholdt has garnered plenty of preseason accolades:

- Second-team All-American & first-team All-SEC (Phil Steele)
- Second-team All-SEC (SEC media & SEC coaches)
- Second-team All-SEC (Lindy's)
- Third-team All-SEC (Athlon)
- Wuerffel Trophy Watch List
- Outland Trophy Watch List
- Allstate AFCA Good Works Team Nominee

HARRIS = TACKLING MACHINE

Junior De'Jon "Scoota" Harris was a tackling machine as a sophomore, racking up a team-best 115 tackles last season. Those tackles helped Harris earn All-SEC first team recognition from Pro Football Focus and second-team All-SEC from the Associated Press. He paced the Hogs in tackles for loss (8.5) and sacks (3.5) to become the first Razorback since at least 1973 to lead Arkansas in tackles, tackles for loss and sacks in the same season. Harris enters his junior season with these preseason honors:

- Second-team All-SEC (Phil Steele)
- Third-team All-SEC (SEC media & SEC coaches)
- Bednarik Award Watch List
- Bronko Nagurski Award Watch List
- Butkus Award Watch List

WHALEY, HAYDEN ON DOAK WALKER WATCH LIST

Running backs Devwah Whaley and Chase Hayden are among the 62 running backs on the preseason Doak Walker Award watch list to make Arkansas one of three programs with two players on the list. Whaley is the Razorbacks' leading returning rusher after he ran for 559 yards and seven touchdowns on 127 carries while starting 11 of 12 games last season. He carries a six-game streak with at least one touchdown scored, scoring either on the ground or through the air in the Hogs' final six games of 2017. Hayden rushed for 326 yards on 61 carries, scoring four times in seven games of his freshman campaign before a broken leg forced him to miss the final five games.

- Whaley finished last season as the second-leading rusher with 559 yards and seven TDs.
- Tied for the team lead in total touchdowns with eight.
- Scored a touchdown in Arkansas' final six games of 2017.
- Hayden ran for 326 yards (third-most on team) on 61 carries in just seven games as a freshman last season.
- Tabbed SEC Freshman of the Week after the opener, when he ran for a game-high 120 yards on 14 carries in his collegiate debut against Florida A&M.
- Darren McFadden is the only Razorback to win the Doak Walker, doing it in back-to-back years in 2006 and 2007.

SEC STANDINGS

EASTERN DIVISION

Team	OVR	SEC	Home	Road	Strk
Florida	1-0	0-0	1-0	0-0	W1
Georgia	1-0	0-0	1-0	0-0	W1
Kentucky	1-0	0-0	1-0	0-0	W1
Missouri	1-0	0-0	1-0	0-0	W1
S. Carolina	1-0	0-0	1-0	0-0	W1
Vanderbilt	1-0	0-0	1-0	0-0	W1
Tennessee	0-1	0-0	0-0	0-0	L1

WESTERN DIVISION

Team	OVR	SEC	Home	Road	Strk
Alabama	1-0	0-0	0-0	0-0	W1
Arkansas	1-0	0-0	1-0	0-0	W1
Auburn	1-0	0-0	0-0	0-0	W1
LSU	1-0	0-0	0-0	0-0	W1
Ole Miss	1-0	0-0	0-0	0-0	W1
Miss. State	1-0	0-0	1-0	0-0	W1
Texas A&M	1-0	0-0	1-0	0-0	W1

THIS WEEK IN THE SEC

Saturday, September 8

- Miss. State at Kansas State | 11 a.m. | ESPN
- Nevada at Vanderbilt | 11 a.m. | ESPN
- Arkansas State at Alabama | 2:30 p.m. | ESPN2
- Georgia at South Carolina | 2:30 p.m. | CBS
- S. Illinois at Ole Miss | 3 p.m. | SECN
- E. Tennessee State at Tennessee | 3 p.m. | SECN
- Clemson at Texas A&M | 6 p.m. | ESPN
- SE Louisiana at LSU | 6 p.m. | TBA
- Wyoming at Missouri | 6 p.m. | TBA
- Alabama State at Auburn | 6:30 p.m. | SECN
- Kentucky at Florida | 6:30 p.m. | SECN

NEXT WEEK IN THE SEC

Saturday, September 15

- Murray State at Kentucky | 11 a.m. | SECN
- UTEP at Tennessee | 11 a.m. | SECN
- Vanderbilt at Notre Dame | 1:30 p.m. | NBC
- LSU at Auburn | 2:30 p.m. | CBS
- Colorado State at Florida | 3 p.m. | SECN
- North Texas at Arkansas | 3 p.m. | SECN
- Alabama at Ole Miss | 6 p.m. | ESPN
- Middle Tennessee at Georgia | 6:15 p.m. | ESPN2
- Louisiana at Mississippi State | 6:30 p.m. | SECN
- UL Monroe at Texas A&M | 6:30 p.m. | SECN
- Missouri at Purdue | 6:30 p.m. | BTN
- Marshall at South Carolina | 6:30 p.m. | ESPNU

All times Central

MISCELLANEOUS OFFENSE STATS

GAMES WITH A RECEPTION

Player	2014	2015	2016	2017	2018	Career
Jarrold Barnes	--	--	--	1	0	1
Rakeem Boyd	--	--	--	--	1	1
Austin Cantrell	--	--	10	8	1	18
Jared Cornelius	8	8	10	3	0	29
Gary Cross	--	--	--	1	0	1
Grayson Gunter	--	--	1	--	0	1
Chase Hayden	--	--	--	1	1	1
T.J. Hammonds	--	--	0	1	1	1
Chase Harrell	--	--	--	--	1	1
Hayden Johnson	--	--	2	3	0	5
Jordan Jones	--	--	--	9	1	9
Jonathan Nance	--	--	--	10	0	10
Cheyenne O'Grady	--	--	2	9	0	11
Jeremy Patton	--	--	--	5	1	5
LaMichael Pettway	--	--	1	6	1	7
Deon Stewart	--	--	2	10	1	12
De'Vion Warren	--	--	--	1	0	1
Dewah Whaley	--	--	5	5	0	10

5+ RECEPTIONS

Player	2015	2016	2017	2018	Career
Jared Cornelius	1	2	--	0	3
Jordan Jones	--	--	--	1	1
Jonathan Nance	--	--	2	0	2
LaMichael Pettway	--	--	--	1	1
Deon Stewart	--	0	2	0	2

20+ YARD RECEPTION

Player	2014	2015	2016	2017	2018	Career
Jarrold Barnes	--	--	--	1	0	1
Austin Cantrell	--	--	1	1	1	2
Jared Cornelius	2	6	11	--	0	19
Grayson Gunter	--	--	1	--	0	1
T.J. Hammonds	--	--	0	1	0	1
Chase Harrell	--	--	--	--	1	1
Chase Hayden	--	--	--	1	0	1
Jordan Jones	--	--	--	3	2	5
Jonathan Nance	--	--	--	8	0	8
Cheyenne O'Grady	--	--	2	--	--	2
Jeremy Patton	--	--	--	5	0	5
LaMichael Pettway	--	--	0	1	1	2
Deon Stewart	--	--	--	3	0	3
Devwah Whaley	--	--	4	1	0	5

40+ YARD RECEPTION

Player	2015	2016	2017	2018	Career
Austin Cantrell	--	--	--	1	1
Jared Cornelius	1	1	--	0	2
T.J. Hammonds	--	0	1	0	1
Jordan Jones	--	--	3	2	5
Jonathan Nance	--	--	4	0	4
LaMichael Pettway	--	--	--	1	1
Devwah Whaley	--	1	--	0	1

FIRST DOWN RECEPTIONS

Player	2014	2015	2016	2017	2018	Career
Jarrold Barnes	--	--	--	1	0	1
Austin Cantrell	--	--	3	5	2	9
Jared Cornelius	11	20	21	2	0	54
Grayson Gunter	--	--	1	--	0	1
T.J. Hammonds	--	--	0	1	0	1
Chase Harrell	--	--	--	--	2	2
Chase Hayden	--	--	--	1	1	2
Hayden Johnson	--	--	1	2	0	3
Jordan Jones	--	--	--	12	3	14
Jonathan Nance	--	--	--	18	0	18
Cheyenne O'Grady	--	--	2	10	--	12
Jeremy Patton	--	--	--	7	0	7
LaMichael Pettway	--	--	0	3	5	4
Deon Stewart	--	--	1	20	0	20
Devwah Whaley	--	--	5	3	0	8

100 YARDS RECEIVING

Player	2015	2016	2017	2018	Career
Jared Cornelius	--	3	--	--	3
Jonathan Nance	--	--	2	--	2
Jordan Jones	--	--	1	1	2

GAMES WITH A RECEIVING TD

Player	2014	2015	2016	2017	2018	Career
Austin Cantrell	--	--	2	--	1	3
Jared Cornelius	2	3	3	1	0	9
T.J. Hammonds	--	--	0	1	0	1
Jordan Jones	--	--	--	3	1	4
LaMichael Pettway	--	--	1	--	1	2
Jonathan Nance	--	--	--	4	0	4
Cheyenne O'Grady	--	--	1	2	--	3
Deon Stewart	--	--	--	3	0	3
Devwah Whaley	--	--	0	1	0	1

GAMES WITH MULTIPLE RECEIVING TDS

Player	2015	2016	2017	2018	Career
Jared Cornelius	--	1	--	0	1
Jonathan Nance	--	--	1	0	1
LaMichael Pettway	--	--	--	1	1

10+ YARD RUNS

Player	2014	2015	2016	2017	2018	Career
Jared Cornelius	1	3	1	--	0	5
T.J. Hammonds	--	--	3	9	1	13
Chase Hayden	--	--	--	9	0	9
Jordan Jones	--	--	--	2	0	2
Cole Kelley	--	--	--	6	0	6
Jonathan Nance	--	--	--	2	0	2
Ty Storey	--	--	--	1	1	1
Devwah Whaley	--	--	19	12	0	31

20+ YARD RUNS

Player	2015	2016	2017	2018	Career
Jared Cornelius	1	--	--	0	1
T.J. Hammonds	--	1	4	0	5
Chase Hayden	--	--	2	0	2
Jordan Jones	--	--	2	0	2
Jonathan Nance	--	--	1	0	1
Devwah Whaley	--	3	5	0	8

RUSHING FIRST DOWNS

Player	2014	2015	2016	2017	2018	Career
Rakeem Boyd	--	--	--	--	1	1
Austin Cantrell	--	--	0	1	0	1
Jared Cornelius	1	3	3	0	0	7
T.J. Hammonds	--	--	4	9	1	13
Chase Hayden	--	--	--	17	0	17
Jordan Jones	--	--	--	2	0	2
Cole Kelley	--	--	--	16	0	16
Jonathan Nance	--	--	--	2	0	2
Ty Storey	--	--	0	0	1	1
Devwah Whaley	--	--	28	28	1	56
Maleek Williams	--	--	--	--	1	1

100 YARDS RUSHING

Player	2015	2016	2017	2018	Career
T.J. Hammonds	--	0	1	0	1
Chase Hayden	--	--	1	0	1
Devwah Whaley	--	2	1	0	3

GAMES WITH A RUSHING TD

Player	2015	2016	2017	2018	Career
Austin Cantrell	--	0	1	0	1
Jared Cornelius	2	1	--	0	3
T.J. Hammonds	--	1	1	0	2
Chase Hayden	--	--	3	0	3
Cole Kelley	--	--	2	0	2
Ty Storey	--	--	--	1	1
Devwah Whaley	--	3	6	1	10

GAMES WITH MULTIPLE RUSHING TDS

Player	2015	2016	2017	2018	Career
Chase Hayden	--	--	1	0	1

MISC. DEFENSE STATS

DOUBLE-DIGIT TACKLES

Player	2015	2016	2017	2018	Career
Dre Greenlaw	4	1	5	1	11
De'Jon Harris	--	1	7	0	8
Santos Ramirez	0	0	1	0	1
Kevin Richardson	2	--	--	0	2

TEAM LEADER IN TACKLES (Ties included)

Player	2015	2016	2017	2018	Career
Kamren Curl	--	--	1	0	1
Dre Greenlaw	5	2	4	1	12
De'Jon Harris	--	2	7	0	9
Grant Morgan	--	--	1	0	1
Ryan Pulley	--	1	--	0	1
Santos Ramirez	0	2	2	0	4
Kevin Richardson	2	1	--	0	3

GAMES WITH A SACK (Half sacks included)

Player	2015	2016	2017	2018	Career
McTelvin Agim	--	3	2	0	5
Austin Capps	--	1	2	0	3
Dre Greenlaw	1	0	1	0	2
De'Jon Harris	--	1	4	0	5
D'Vone McClure	--	--	0	1	1
Randy Ramsey	--	3	2	0	5
T.J. Smith	--	0	2	0	2
Briston Guidry	--	0	1	0	1
Armon Watts	0	0	0	1	1

MULTIPLE SACKS (1.5 sacks or more)

Player	2014	2015	2016	2017	Career

MONEY PLAYS

NOTE: Money plays are defined as plays resulting in a first down or a touchdown.

Money Rushers

	1st	TD	No	Att
Ty Storey	1	1	2	3
Devwah Whaley	1	1	2	10
Rakeem Boyd	1	0	1	6
Maleek Williams	1	0	1	3
TJ Hammonds	1	0	1	3
TOTAL	5	2	7	36

1st Down

Money Rushers	1st	TD	No	Att
TJ Hammonds	1	0	1	2
TY Storey	1	0	1	1
TOTAL	2	0	2	19

2nd Down

Money Rushers	1st	TD	No	Att
Ty Storey	0	1	1	2
Maleek Williams	1	0	1	2
Devwah Whaley	1	0	1	4
TOTAL	2	1	3	13

3rd Down

Money Rushers	1st	TD	No	Att
Devwah Whaley	0	1	1	1
Rakeem Boyd	1	0	1	1
TOTAL	1	1	2	4

Money Receptions

	1st	TD	No	Rec
LaMichael Pettway	5	2	5	5
Jordan Jones	3	1	3	5
Chase Harrell	2	0	2	4
Austin Cantrell	2	1	2	2
Chase Hayden	1	0	1	1
TOTAL	13	4	13	21

1st Down

Money Receptions	1st	TD	No	Rec
LaMichael Pettway	2	2	2	2
Jordan Jones	1	1	1	3
TOTAL	3	3	3	8

2nd Down

Money Receptions	1st	TD	No	Rec
LaMichael Pettway	2	0	2	2
Jordan Jones	1	0	1	1
Chase Hayden	1	0	1	1
Austin Cantrell	1	0	1	1
TOTAL	5	0	5	7

3rd Down

Money Receptions	1st	TD	No	Rec
Chase Harrell	2	0	2	2
Jordan Jones	1	0	1	1
Austin Cantrell	1	1	1	1
LaMichael Pettway	1	0	1	1
TOTAL	5	1	5	6

20+ YARD BREAKDOWN

BY YARDS

Yards	No.	TD
100+	0	0
90-99	0	0
80-89	0	0
70-79	0	0
60-69	1	0
50-59	1	0
40-49	3	1
30-39	2	2
20-29	3	0
TOTAL	10	3

BY TYPE

Type	No.	TD
Rushing	0	0
Passing	5	3
Punt returns	0	0
Kick returns	4	0
Interceptions	0	0
Fumble returns	1	0
Other	0	0
TOTAL	10	3

BY PLAYER

Player	No.	TD	R	P	KR	PR	IR	FR
De'Vion Warren	4	0	0	0	4	0	0	0
Jordan Jones	2	1	0	2	0	0	0	0
L. Pettway	1	1	0	1	0	0	0	0
Austin Cantrell	1	1	0	1	0	0	0	0
Chase Harrell	1	0	0	1	0	0	0	0
Bumper Pool	1	0	0	0	0	0	0	1
TOTAL	10	3	0	5	4	0	0	1

ARKANSAS 20+ YARD PLAYS

Yards	Type	Player(s)	Opponent
60	FR	Bumper Pool	EIU
*57	Pass	Jordan Jones from Ty Storey	EIU
*48	Pass	L. Pettway from Ty Storey	EIU
46	Pass	Jordan Jones from Ty Storey	EIU
*42	Pass	Austin Cantrell from Cole Kelley	EIU
36	Pass	Chase Harrell from Ty Storey	EIU
34	KR	De'Vion Warren	EIU
27	KR	De'Vion Warren	EIU
21	KR	De'Vion Warren	EIU
20	KR	De'Vion Warren	EIU

* Touchdown scored on play

HEAD COACH CHAD MORRIS

THE MORRIS TEMPO

46,975

Yards of total offense Chad Morris' offenses have racked up over last 8 years, averaging 460.5 yards per game

3,611

Total points - 35.4 points per game - over last eight seasons

431

Total touchdowns (242 passing, 189 rushing) over last eight seasons

40

Averaged 40+ points per game in four seasons, at least once at Tulsa, Clemson & SMU

19

Games with 50+ points and 42 games with 40+ points

10

Finish nationally in scoring offense four times

5

Passed for 3,000+ yards and rushed for 2,000+ yards in the same season five times

COACHING HISTORY

2018-Pres.	Arkansas - Head Coach
2015-17	SMU - Head Coach
2011-14	Clemson - Offensive Coordinator/OBs
2010	Tulsa - Associate Head Coach/OC/OBs
2008-09	Lake Travis (Texas) HS - Head Coach
2003-07	Stephenville (Texas) HS - Head Coach
2000-02	Bay City (Texas) HS - Head Coach
1998-99	Elysian Fields (Texas) HS - Head Coach
1994-97	Eustace (Texas) HS - Head Coach

POSTSEASON EXPERIENCE

HEAD COACH	
SMU	2017 Frisco Bowl

ASSISTANT COACH

Clemson	2014 Russell Athletic Bowl
	2013 Orange Bowl
	2012 Chick-fil-a Bowl
	2011 Orange Bowl
Tulsa	2010 Hawaii Bowl

MORRIS TAKES OVER ON THE HILL

SMU TURNAROUND

During his three seasons at SMU (2015-17), Morris used his Texas recruiting roots and offensive prowess to take the Mustangs from a 1-11 campaign in 2013 before he took over to the program's first bowl bid since 2012 with a 7-5 mark last season.

Morris' offensive scheme was exactly what SMU needed, as it increased the team's scoring output by 16.7 points per game in his first season - the second-largest increase in the nation in 2015. Even more impressive, Morris inherited an offense that ranked last (128th) in the FBS in scoring in 2014 (11.8) and turned it into the nation's eighth-highest scoring offense (40.1) in 2017.

The 2017 SMU offense marked the fourth time and third different program that Morris has either been the head coach or offensive coordinator of that has finished in the top 10 in the FBS in scoring average at more than 40 points per game. The Mustangs are one just two FBS teams that featured a 3,000-yard passer, 1000-yard rusher and multiple 1,000-yard receivers in 2017.

CLEMSON OFFENSIVE EXPLOSION

Morris' impact during his four years at Clemson as offensive coordinator helped result in a 41-11 record, the 2011 ACC Championship and four bowl berths, including two BCS Orange Bowl appearances. Under Morris' scheme, the Tigers established 127 offensive records (89 individual/38 team) and posted the top three scoring seasons in school history, as well as four of the top five passing seasons at Clemson.

The Clemson offense in its second season under Morris with ACC Player of the Year Tajh Boyd at quarterback set school records for total yards per game (512.7) and points per game (41.0), ranking sixth in the nation in scoring and ninth in the nation in total offense. The 2013 squad backed up those numbers with 508.5 yards and 40.2 points per game, figures that ranked ninth and eighth nationally.

Morris' record-setting offense in 2012 and 2013 marked the first time in ACC history that an active member of the conference had averaged more than 40 points per game in back-to-back seasons. Clemson was also one of just two FBS schools with a 3,000-yard passer, 1,000-yard rusher and 1,000-yard receiver every year from 2011-13.

For his work, Morris was named AFCA National Assistant Coach of the Year and one of five finalists for National Offensive Coordinator of the Year by 247Sports.com in 2013, and the National Offensive Coordinator of the Year by Rivals.com in 2011.

Morris' offensive brilliance also helped attract and develop some of the best offensive players in Clemson history into current NFL stars. From the 2012 NFL Draft to 2015 NFL Draft, Morris saw seven of his offensive players drafted, including four wide receivers, tied for the most from any school over that span. Included in the quartet of wide receivers drafted were first round picks DeAndre Hopkins (Houston Texans) and Sammy Watkins (Los Angeles Rams). Morris also recruited 2015 All-Americans Deshaun Watson and Shaq Lawson, who both went on to be first round NFL draft picks.

INSTANT IMPACT

After a legendary 16 years as a head coach on the Texas prep level, Morris' collegiate debut came as the associate head coach/offensive coordinator at Tulsa in 2010. In his one season as offensive coordinator working specifically with the quarterbacks, Morris helped the Golden Hurricane average 41.4 points per game, good for sixth nationally, and finish with seven straight wins for a 10-3 record following a 5-7 mark in 2009. Tulsa scored 40 or more points seven times, including 50+ in four games, and finished as one of five FBS teams with over 30 rushing and 30 passing touchdowns.

TEXAS LEGEND

A native of Dallas, Morris became a legend in the state of Texas during his 16 years as a head coach at the high school level, posting a 169-38 record overall and winning back-to-back undefeated state championships in his final two seasons at Lake Travis High School. Over his 16 seasons, Morris led six of his teams to the Texas State Championship game, highlighted by three titles, and he earned Coach of the Year honors 11 times.

Morris earned his bachelor's degree in mathematics with a minor in statistics from Texas A&M University in 1992. He and his wife, Paula, have two children, daughter Mackenzie and son Chandler.



BESTS UNDER MORRIS

RECORD WHEN . . .

Scoring First.....	10-13
Opponent Scores First.....	5-9
Leading After 1st Quarter.....	11-8
Leading At Halftime.....	14-0
Leading After 3rd Quarter.....	10-0
Scoring 21+ Points.....	14-17
Scoring 30+ Points.....	14-9
Scoring 40+ Points.....	8-5
Scoring 50+ Points.....	4-0
400+ Yards Total Offense.....	14-12
500+ Yards Total Offense.....	4-3
200+ Rushing Yards.....	9-4
300+ Rushing Yards.....	2-0
200+ Passing Yards.....	13-18
300+ Passing Yards.....	6-6
20+ First Downs.....	11-15
40 percent+ 3rd-Down Conv.....	11-10
2 or Fewer Turnovers.....	12-14
Less than 14 Points Allowed.....	1-0
Less than 21 Points Allowed.....	4-0
300 or Less Yds Total Off Allowed.....	3-0
150 or Less Rush Yds Allowed.....	9-1
100 or Less Rush Yds Allowed.....	6-0
150 or Less Pass Yds Allowed.....	3-5
100 or Less Pass Yds Allowed.....	0-2
15 or Less 1st Downs Allowed.....	2-1
2+ Turnovers Forced.....	10-10
More Rush Yards.....	10-1
More Pass Yards.....	9-11
Fewer Turnovers.....	12-6
More Time of Possession.....	9-10
More First Downs.....	8-5
Fewer Penalties.....	9-14
1 Penalty.....	0-1
2-5 Penalties.....	5-13
6-9 Penalties.....	7-7
10+ Penalties.....	3-0
Special Teams Touchdown.....	1-2
100-Yard Rusher.....	8-6
200-Yard Passer.....	11-15
100-Yd Rusher+200-Yd Passer.....	5-4

VS. ALL-TIME OPPONENTS

Team	Record
Arkansas State	1-0
Baylor	0-2
UCF	0-1
Cincinnati	1-0
Connecticut	1-0
East Carolina	1-1
Eastern Illinois	10-9
Houston	1-2
James Madison	0-1
Liberty	1-0
Memphis	0-3
Navy	0-3
North Texas	3-0
USF	0-2
Stephen F. Austin	1-0
Temple	0-2
TCU	0-3
Tulane	3-0
Tulsa	1-2
Overall Record	15-22

VS. CONFERENCES

Team	Record
American	8-16
Big 12	0-5
Big South	1-0
CAA	0-1
C-USA	3-0
Ohio Valley	1-0
Southland	1-0
Sun Belt	1-0

BESTS UNDER MORRIS

OFFENSE: TEAM

Total Points

1. 58 SMU vs. Stephen F. Austin (9/2/17)
2. **55 Arkansas vs. Eastern Illinois (9/2/18)**
SMU at East Carolina (11/12/16)
4. 54 SMU vs. North Texas (09/09/17)
5. 49 SMU vs. UCONN (9/30/17)
SMU vs. Tulane (11/21/15)
7. 45 SMU at Memphis (11/18/17)
SMU vs. James Madison (09/26/15)
9. 44 SMU vs. Arkansas State (09/23/17)

Total Offensive Yards

1. 581 SMU vs. Tulsa (10/27/17)
2. 578 SMU vs. South Florida (11/19/16)
3. 577 SMU vs. Arkansas State (09/23/17)
4. 572 SMU at North Texas (09/3/16)
5. 544 SMU at Houston (10/7/17)
6. 518 SMU vs. Tulane (11/21/15)
7. 508 SMU at TCU (9/19/15)
8. 498 SMU vs. UCONN (9/30/17)

Total Offensive Plays

1. 89 SMU vs. South Florida (11/19/16)
SMU vs. Central Florida (11/4/17)
3. 87 SMU at Tulsa (10/7/16)
4. 86 SMU vs. Arkansas State (09/23/17)
5. 85 SMU at Houston (10/7/17)
6. 83 SMU vs. Navy (11/26/16)
7. 82 SMU at Baylor (09/10/16)
8. 81 SMU at Cincinnati (10/21/17)

Rushing Attempts

1. 54 SMU vs. Baylor (09/4/15)
SMU vs. Arkansas State (09/23/17)
3. 53 SMU vs. North Texas (09/12/15)
4. 48 SMU vs. Stephen F. Austin (09/2/17)
SMU at TCU (09/19/15)
6. 47 (4x) last SMU vs. Liberty (09/17/16)

Rushing Yards

1. 323 SMU vs. Tulane (11/21/15)
2. 311 SMU vs. Arkansas State (09/23/17)
3. 286 SMU vs. Liberty (09/17/16)
4. 273 SMU vs. North Texas (09/12/15)
5. 272 SMU at North Texas (09/3/16)
6. 259 SMU at Memphis (11/18/17)
7. 243 SMU vs. Stephen F. Austin (09/2/17)
8. 240 SMU at East Carolina (11/12/16)

Rushing Touchdowns

1. 6 SMU vs. Tulane (11/21/15)
2. 5 SMU vs. James Madison (09/26/15)
3. 4 SMU vs. Arkansas State (09/23/17)
4. 3 (6x) last SMU vs. UCONN (09/30/17)

Pass Completions

1. 41 SMU at Houston (10/7/17)
2. 31 SMU vs. Navy (11/26/16)
3. 29 SMU at Tulsa (10/7/16)
4. 27 SMU vs. UCONN (9/30/17)
5. 27 SMU vs. Central Florida (11/4/17)
6. 26 SMU at Cincinnati (10/21/17)
7. 26 SMU at South Florida (11/16/16)
8. 24 SMU vs. Tulane (11/25/17)

Pass Attempts

1. 59 SMU at Houston (10/7/17)
2. 52 SMU at Tulsa (10/7/16)
SMU vs. Central Florida (11/04/17)
4. 46 SMU vs. Tulsa (10/31/15)
SMU vs. Navy (11/26/16)
6. 44 SMU at Temple (10/1/16)
SMU at Baylor (9/10/16)
8. 42 SMU vs. South Florida (11/19/16)

Passing Yards

1. 423 SMU vs. South Florida (11/19/16)
2. 397 SMU at Houston (10/7/17)
3. 394 SMU vs. North Texas (9/9/17)
4. 375 SMU vs. Tulane (11/25/17)
5. 366 SMU vs. Tulsa (10/27/17)
6. **353 Arkansas vs. Eastern Illinois (9/2/18)**
7. 339 SMU at TCU (9/16/17)
8. 331 SMU vs. Navy (11/26/16)
9. 330 SMU at TCU (9/19/15)

Passing Touchdowns

1. 5 SMU vs. North Texas (9/9/17)
2. **4 (6x) last Arkansas vs. Eastern Illinois (9/2/18)**

First Downs

1. 31 SMU vs. Arkansas State (9/23/17)
2. 30 SMU vs. Houston (10/7/17)
3. 28 (3x) last vs. South Florida (11/19/16)
6. 27 (2x) last vs. North Texas (9/12/15)

DEFENSE: TEAM

Fewest Total Yards Allowed

1. 219 SMU vs. Stephen F. Austin (9/2/17)
2. 240 SMU vs. North Texas (9/12/15)
3. 280 SMU vs. Liberty (9/17/16)
4. 303 SMU vs. Houston (10/22/16)
5. 328 SMU vs. Tulane (11/21/15)
6. 352 SMU at South Florida (10/24/15)
7. **357 Arkansas vs. Eastern Illinois (9/2/18)**
SMU vs. Louisiana Tech (12/20/17)
9. 368 SMU at Temple (10/1/16)

Fewest Rushing Yards Allowed

1. 62 SMU vs. Houston (10/22/16)
2. 69 SMU vs. North Texas (9/9/17)
3. 75 SMU vs. Stephen F. Austin (9/2/17)
4. 83 SMU at North Texas (9/3/16)
5. 97 SMU vs. Liberty (9/17/16)
6. 112 SMU vs. North Texas (9/12/15)
7. 127 **Arkansas vs. Eastern Illinois (9/2/18)**
8. 137 SMU vs. TCU (9/23/16)
9. 141 SMU vs. Louisiana Tech (12/20/17)

Fewest Passing Yards Allowed

1. 0 SMU at Navy (11/1/17)
2. 81 SMU at Navy (11/14/15)
3. 97 SMU at South Florida (10/24/15)
4. 104 SMU vs. Navy (11/23/16)
5. 124 SMU at Temple (10/1/16)
6. 128 SMU vs. North Texas (9/12/15)
SMU vs. Tulane (11/21/15)
8. 144 SMU vs. Stephen F. Austin (9/2/17)

Fewest First Downs Allowed

1. 13 SMU vs. Houston (10/22/16)
2. 15 SMU vs. Stephen F. Austin (9/2/17)
SMU at South Florida (10/24/15)
4. 16 SMU vs. Liberty (9/17/16)
SMU vs. South Florida (11/19/16)
6. 17 (3x) last SMU at Temple (10/1/16)

Fewest Points Allowed

1. 13 SMU vs. North Texas (9/12/15)
2. 14 SMU vs. Stephen F. Austin (9/2/17)
SMU vs. Liberty (9/17/16)
4. 16 SMU vs. Houston (10/22/16)
5. 21 (3x) last SMU vs. Arkansas State (9/23/17)

Sacks

1. 8 SMU vs. UCONN (9/30/17)
2. 7 SMU vs. Houston (10/22/16)
3. 5 SMU at North Texas (9/3/16)
SMU vs. North Texas (9/9/17)
5. 4 SMU at Tulsa (10/7/16)
6. 3 (5x) last SMU vs. Tulane (11/25/17)

Tackles For Loss

1. 13 SMU vs. UCONN (9/30/17)
2. 11 SMU at South Florida (10/24/15)
3. 10 SMU at Houston (10/22/16)
SMU vs. Memphis (11/5/16)
5. 9 SMU at TCU (9/16/17)
6. 8 (4x) last **Arkansas vs. Eastern Illinois (9/2/18)**

Turnovers Forced

1. 5 **Arkansas vs. Eastern Illinois (9/2/18)**
SMU at East Carolina (11/12/16)
3. 4 SMU vs. North Texas (9/12/15)
SMU vs. Liberty (9/17/16)
5. 3 (7x) last SMU vs. Central Florida (11/4/17)

OFFENSE: INDIVIDUAL

Pass Completions

41 Ben Hicks vs. Houston (10/7/17)

Pass Attempts

58 Ben Hicks vs. Houston (10/7/17)

Pass Completion % (Min. 10 attempts)

70.6 Ty Storey vs. Eastern Illinois (9/2/18)

Passing Yards

397 Ben Hicks vs. Houston (10/7/17)

Passing Touchdowns

4 Ben Hicks vs. Tulane (11/25/17)
Ben Hicks vs. Memphis (11/18/17)
Ben Hicks vs. Navy (11/11/17)
Ben Hicks vs. UConn (9/30/17)
Ben Hicks vs. North Texas (9/9/17)

Passing Interceptions

3 Ben Hicks vs. Baylor (9/10/17)

Passer Rating (Min. 10 attempts)

257.8 Ty Storey vs. Eastern Illinois (9/2/18)

Rush Attempts

29 Braeden West vs. South Florida (11/19/16)

Rushing Yards

220 Braeden West vs. Liberty (9/17/16)

Rushing Touchdowns

3 Xavier Jones at Tulane (11/21/15)

Receptions

17 Trey Quinn at Cincinnati (10/21/17)
Trey Quinn at Houston (10/7/17)

Receiving Yards

252 Courtland Sutton vs. South Florida (11/19/16)

Receiving Touchdowns

3 Courtland Sutton at North Texas (9/3/17)

Total Touchdowns

4 Courtland Sutton vs. North Texas (9/9/17)

DEFENSE: INDIVIDUAL

Solo Tackles

12 Mikial Onu vs. Tulsa (10/27/17)
Jonathan Yenga vs. James Madison (9/26/15)

Total Tackles

14 Mikial Onu vs. Tulsa (10/27/17)
Jonathan Yenga vs. James Madison (9/26/15)

Tackles For Loss

4 Justin Lawler vs. Memphis (11/5/17)
Kyrin Mitchell vs. UConn (9/30/17)
Justin Lawler vs. UConn (9/30/17)
Justin Lawler at North Texas (9/3/16)

Sacks

4.0 Justin Lawler vs. UConn (9/30/17)

Interceptions

2 Horace Richardson at East Carolina (11/12/16)
Jordan Wyatt vs. Liberty (9/17/16)
Horace Richardson at North Texas (9/3/16)

Pick Sixes

2 Horace Richardson at East Carolina (11/12/16)

Fumbles Recovered

2 Chevin Calloway vs. Eastern Illinois (9/1/18)

Scoop and Scores

1 Jordan Wyatt vs. Stephen F. Austin (9/2/17)

Fumbles Forced

2 Andrew McCleneghen vs. North Texas (9/12/15)

SPECIAL TEAMS: INDIVIDUAL

Extra Points Made

7 Connor Limpert vs. Eastern Illinois (9/1/18)
Josh Williams vs. UConn (9/30/17)
Josh Williams vs. North Texas (9/9/17)
Josh Williams vs. Stephen F. Austin (9/2/17)
Chad Hedlund vs. Tulane (11/12/15)

Field Goals Made

4 Josh Williams at Tulsa (10/7/16)

Points Kicking

16 Josh Williams at Tulsa (10/7/16)

Punt Yards

406 Jaime Sackville at Tulsa (10/7/16)

Yards Per Punt

50 Jamie Sackville at Houston (10/7/17)

Kick Return Yards

180 Braeden West vs. Temple (11/6/15)

Punt Return Yards

24 Braeden West vs. North Texas (9/12/15)

Kick Return Touchdown

1 Braeden West vs. Temple (11/6/15)

GAME 2 COLORADO STATE

300-YARD PASSING GAMES

Total: 9

397 Ben Hicks at Houston (10/7/17)
 380 Ben Hicks vs. South Florida (11/19/16)
 375 Ben Hicks vs. Tulane (11/25/17)
 338 Ben Hicks vs. Tulsa (10/27/17)
 334 Matt Davis at TCU (9/19/15)
 331 Ben Hicks vs. Navy (11/26/16)
 312 Ben Hicks vs. North Texas (9/9/17)
 305 Ben Hicks at TCU (9/16/17)
 302 Ben Hicks at Tulane (10/29/16)

100-YARD RUSHING GAMES

Total: 18

220 Braeden West vs. Liberty (9/17/16)
 177 Xavier Jones at Memphis (11/18/17)
 156 Matt Davis vs. Tulane (11/21/15)
 146 Xavier Jones vs. Arkansas State (9/23/17)
 126 Braeden West at Tulsa (10/7/16)
 125 Matt Davis vs. North Texas (9/12/15)
 120 Braeden West vs. South Florida (11/19/16)
 119 Braeden West at Tulane (10/29/16)
 117 Xavier Jones at North Texas (9/3/16)
 117 Xavier Jones vs. Tulane (11/21/15)
 115 Braeden West vs. Houston (10/22/16)
 115 Matt Davis vs. Baylor (9/4/15)
 111 Ke'Mon Freeman at East Carolina (11/12/16)
 111 Xavier Jones at Navy (11/11/17)
 110 Matt Davis at North Texas (9/3/16)
 104 Braeden West at East Carolina (11/12/16)
 102 Matt Davis vs. Temple (11/6/15)
 100 Xavier Jones at Houston (10/7/17)

MULTIPLE 100-YARD RUSHERS

Total: 3 (Order by date)

111 Ke'Mon Freeman at East Carolina (11/12/16)
 104 Braeden West
 117 Xavier Jones at North Texas (9/3/16)
 110 Matt Davis
 156 Matt Davis vs. Tulane (11/21/15)
 117 Xavier Jones

100-YARD RECEIVING GAMES

Total: 25

252 Courtland Sutton vs. South Florida (11/19/16)
 186 Trey Quinn at Cincinnati (10/21/17)
 173 James Proche vs. UCF (11/4/17)
 166 Courtland Sutton at East Carolina (11/12/16)
 165 Courtland Sutton vs. Tulsa (10/31/15)
 164 James Proche at Tulane (10/29/16)
 163 Courtland Sutton vs. North Texas (9/9/17)
 162 Courtland Sutton at North Texas (9/3/16)
 160 Courtland Sutton at Houston (10/7/17)
 156 Trey Quinn at Houston (10/7/17)
 139 Trey Quinn vs. Tulane (11/25/17)
 137 Courtland Sutton vs. James Madison (9/26/15)
 136 Courtland Sutton vs. Tulsa (10/27/17)
132 Jordan Jones vs. Eastern Illinois (9/2/18)
 131 James Proche vs. Arkansas State (9/23/17)
 123 Courtland Sutton at Navy (11/11/17)
 123 James Proche vs. Tulsa (10/27/17)
 116 Trey Quinn vs. UConn (9/30/17)
 116 Trey Quinn at TCU (9/16/17)
 115 Courtland Sutton at TCU (9/19/15)
 113 Courtland Sutton vs. TCU (9/23/16)
 112 Courtland Sutton vs. UConn (9/30/17)
 112 Courtland Sutton at Baylor (9/10/16)
 107 Courtland Sutton vs. Tulane (11/25/17)
 101 Trey Quinn vs. Tulsa (10/27/17)

MULTIPLE 100-YARD RECEIVERS

Total: 4 (Order by date)

139, Trey Quinn vs. Tulane (11/25/17)
 107, Courtland Sutton
 136, Courtland Sutton vs. Tulsa (10/27/17)
 123, James Proche
 101, Trey Quinn
 160, Courtland Sutton at Houston (10/7/17)
 156, Trey Quinn
 116, Trey Quinn vs. UConn (9/30/17)
 112, Courtland Sutton

100-YARD RUSHER & RECEIVER

Total: 6

111, Xavier Jones (rush) at Navy (11/11/17)
 123, Courtland Sutton (rec)
 146, Xavier Jones (rush) vs. Arkansas State (9/23/17)
 131, James Proche (rec)
 120, Braeden West (rush) vs. South Florida (11/19/16)
 252, Courtland Sutton (rec)
 111, Ke'Mon Freeman (rush) at East Carolina (11/12/16)
 104, Braeden West (rush)
 166, Courtland Sutton (rec)
 119, Braeden West (rush) at Tulane (10/29/16)
 164, James Proche (rec)
 117, Xavier Jones (rush) at North Texas (9/3/16)
 110, Matt Davis (rush)
 162, Courtland Sutton (rec)

300-YARD PASSER / 100-YARD RUSHER

Total: 3

397, Ben Hicks (pass) at Houston (10/7/17)
 160, Courtland Sutton (rush)
 156, Trey Quinn (rush)
 380, Ben Hicks (pass) vs. South Florida (11/19/16)
 120, Braeden West (rush)
 302, Ben Hicks at Tulane (10/29/16)
 119, Braeden West (rush)

300 / 100 / 100

Total: 2

380, Ben Hicks (pass) vs. South Florida (11/19/16)
 120, Braeden West (rush)
 252, Courtland Sutton (rec)
 302, Ben Hicks at Tulane (10/29/16)
 119, Braeden West (rush)
 164, James Proche (rec)

DEPTH CHART

OFFENSE

WR (9)	16	LaMichael Pettway	Jr. // 6-2 // 219
	14	Chase Harrell	Jr. // 6-4 // 215
-OR-	8	Mike Woods	Fr. // 6-1 // 190
TE (3)	44	Austin Cantrell	Jr. // 6-3 // 263
	18	Jeremy Patton	Sr. // 6-5 // 253
LT	57	Shane Clenin	R-Fr. // 6-6 // 302
	73	Noah Gatlin	Fr. // 6-7 // 293
LG	68	Kirby Adcock	R-Fr. // 6-5 // 280
	54	Austin Capps	Jr. // 6-4 // 311
C	51	Hjalte Froholdt	Sr. // 6-5 // 315
	69	Dylan Hays	So. // 6-3 // 294
RG	62	Johnny Gibson	Sr. // 6-4 // 319
	66	Ty Clary	So. // 6-4 // 288
RT	60	Brian Wallace	Sr. // 6-6 // 320
	78	Dalton Wagner	R-Fr. // 6-9 // 302
QB	15	Cole Kelley	So. // 6-7 // 258
-OR-	4	Ty Storey	Jr. // 6-2 // 215
	11	Daulton Hyatt	R-Fr. // 6-4 // 196
WR (5)	1	Jared Cornelius	Sr. // 5-11 // 203
	9	De'Vion Warren	So. // 5-10 // 180
RB (4)	21	Devwah Whaley	Jr. // 5-11 // 209
	2	Chase Hayden	So. // 5-10 // 200
WR (2)	7	Jonathan Nance	Sr. // 6-0 // 190
	13	Deon Stewart	Jr. // 5-11 // 161
	10	Jordan Jones	So. // 6-1 // 180

DEFENSE

DE	91	Michael Taylor	Sr. // 6-2 // 248
	5	Dorian Gerald	Jr. // 6-3 // 260
DT	3	McTelvin Agim	Jr. // 6-3 // 279
-OR-	90	Armon Watts	Sr. // 6-5 // 298
	7	Briston Guidry	So. // 6-2 // 292
DT	52	TJ Smith	Jr. // 6-3 // 304
	42	Jonathan Marshall	So. // 6-3 // 301
DE	10	Randy Ramsey	Sr. // 6-4 // 236
-OR-	6	Gabe Richardson	Jr. // 6-3 // 240
SAM	27	Hayden Henry	So. // 6-2 // 222
	22	Deon Edwards	So. // 6-1 // 212
MIKE	8	De'Jon Harris	Jr. // 6-0 // 244
	31	Grant Morgan	So. // 5-11 // 220
WILL	23	Dre Greenlaw	Sr. // 6-0 // 227
	16	Bumper Pool	Fr. // 6-2 // 223
-OR-	33	Dee Walker	So. // 6-2 // 216
CB	11	Ryan Pulley	Jr. // 5-11 // 198
	24	Jarques McLellion	R-Fr. // 6-0 // 173
SS	2	Kamren Curl	So. // 6-2 // 201
	18	Myles Mason	Fr. // 6-2 // 208
FS	9	Santos Ramirez	Sr. // 6-2 // 204
	17	Joe Foucha	Fr. // 5-11 // 198
CB	1	Chevin Calloway	So. // 5-10 // 190
	14	Britto Tutt	Jr. // 6-1 // 180
NB	36	D'Vone McClure	So. // 6-2 // 215
	13	Nate Dalton	Jr. // 6-3 // 195

SPECIAL TEAMS

K	19	Connor Limpert	Jr. // 6-1 // 175	H	14	Jack Lindsey	So. // 6-2 // 195
	80	Preston Stafford	Fr. // 6-0 // 180		18	Blake Johnson	Jr. // 6-1 // 182
P	18	Blake Johnson	Jr. // 6-1 // 182	KR	9	De'Vion Warren	So. // 5-10 // 180
	28	Reid Bauer	Fr. // 5-11 // 198	PR	1	Jared Cornelius	Sr. // 5-11 // 203
SN	48	Jordan Silver	R-Fr. // 6-1 // 217				
LS	43	George Madden	Jr. // 6-1 // 212				

GAME 2 COLORADO STATE

GAME-BY-GAME OFFENSIVE STARTERS

Opponent	LT	LG	C	RG	RT	TE	TE/WR/FB	QB	RB	WR	WR
Eastern Illinois	Clenin	Adcock	Froholdt	Gibson	Wallace	Cantrell	Pettway	Kelley	Whaley	Cornelius	Nance
at Colorado State											
North Texas											
at Auburn											
vs. Texas A&M											
Alabama											
Ole Miss											
Tulsa											
Vanderbilt											
LSU											
at Mississippi State											
at Missouri											

GAME-BY-GAME DEFENSIVE STARTERS

Opponent	DE	DT	DT	DE	SAM	MIKE	WILL	CB	SS	FS	CB	NB
Eastern Illinois	Taylor	Agim	TJ Smith	G. Richardson	--	Harris	Greenlaw	Pulley	Curl	Ramirez	Calloway	McClure
at Colorado State												
North Texas												
at Auburn												
vs. Texas A&M												
Alabama												
Ole Miss												
Tulsa												
Vanderbilt												
LSU												
at Mississippi State												
at Missouri												

CAREER STARTS

OFFENSE	2018	2017	2016	2015	TOT	CONS	DEFENSE	2018	2017	2016	2015	TOT	CONS
Hjalte Froholdt, OL, Sr.	1	12	13	-	26	26	Dre Greenlaw, LB, Sr.	1	12	7	11	31	14
Johnny Gibson, OL, Sr.	1	12	5	-	18	16	Santos Ramirez, DB, Sr.	1	12	7	3	23	13
Brian Wallace, OL, Sr.	1	7	10	-	18	8	McTelvin Agim, DL, Jr.	1	11	5	-	17	5
Austin Cantrell, TE, Jr.	1	10	5	-	15	4	Kevin Richardson, DB, Sr.	-	9	1	5	15	-
Colton Jackson, OL, Jr.	-	10	3	-	13	-	Ryan Pulley, DB, Jr.	1	1	12	1	15	1
Jared Cornelius, WR, Sr.	1	2	4	6	13	1	De'Jon Harris, LB, Jr.	1	12	-	-	13	13
Devwah Whaley, RB, Jr.	1	10	-	-	11	10	T.J. Smith, DL, Jr.	1	12	-	-	13	13
Kendrick Jackson, FB, Sr.	-	5	2	1	8	-	Kamren Curl, DB, So.	1	11	-	-	12	2
Hayden Johnson, FB/TE, Jr.	-	-	7	-	7	-	Randy Ramsey, LB, Sr.	-	8	3	-	11	-
Jordan Jones, WR, So.	-	6	-	-	6	-	Chevin Calloway, CB, So.	1	-	-	-	1	1
Jonathan Nance, WR, Sr.	1	6	-	-	7	1	D'Vone McClure, NB, So.	1	-	-	-	1	1
Jeremy Patton, TE, Sr.	-	6	-	-	6	-	Gabe Richardson, DL, Jr.	1	-	-	-	1	1
Deon Stewart, WR, Jr.	-	5	-	-	5	-	Michael Taylor, DL, Sr.	1	-	-	-	1	1
Ty Clary, OL, So.	-	4	-	-	4	-							
Cole Kelley, QB, So.	1	4	-	-	5	1							
La'Michael Pettway, WR, Jr.	1	3	-	-	4	2							
Cheyenne O'Grady, TE, Jr.	-	1	-	-	1	-							
Kirby Adcock, OL, R-Fr.	1	-	-	-	1	1							
Shane Clenin, OL, R-Fr.	1	-	-	-	1	1							

EXPERIENCE ANALYSIS

The chart below shows Arkansas' offensive and defensive starting lineups over the last five years with numbers representing total starts by classes and percentages of total starts for the entire season.

Season	G	SR	JR	SO	FR	UpperCl%
2018	1 (1-0)	8 (36.4%)	8 (36.4%)	4 (18.2%)	2 (9.1%)	16 (72.7%)
2017	12 (4-8)	66 (25.0%)	108 (40.1%)	65 (24.6%)	25 (9.5%)	174 (65.9%)
2016	13 (7-6)	114 (39.9%)	82 (28.7%)	70 (24.5%)	20 (6.9%)	196 (68.5%)
2015	13 (8-5)	67 (23.4%)	143 (50.0%)	58 (20.3%)	18 (6.3%)	210 (73.4%)
2014	13 (7-6)	92 (32.2%)	72 (25.2%)	89 (31.1%)	33 (11.5%)	164 (57.3%)
2013	12 (3-9)	107 (40.5%)	59 (22.3%)	57 (21.6%)	41 (15.5%)	166 (66.7%)

GAME 2 COLORADO STATE

GAME-BY-GAME BREAKDOWN

GAME	FINAL SCORE	SCORE BY QUARTER					FIRST DOWNS					RUSHING			PASSING			OFFENSE		PUNTING	FUMBLES	PENALTY	THIRD	TOTAL
		1	2	3	4	OT	RU	PA	PN	TOT	ATT	YDS	TD	C-A-I	YDS	TD	ATT	YDS	NO-AVG	NO-LOST	NO-YDS	DOWN	TOP	
E. Illinois	20	0	6	7	7	-	8	11	2	21	41	127	0	27-40-0	230	3	81	357	4-40.8	6-5	6-30	6/18	30:50	
Arkansas	55	10	28	10	7	-	5	13	0	18	37	80	2	21-29-0	353	4	66	433	5-29.4	0-0	4-40	7/15	27:31	
Arkansas																								
Colorado St.																								
North Texas																								
Arkansas																								
Arkansas																								
Auburn																								
Arkansas																								
Texas A&M																								
Alabama																								
Arkansas																								
Ole Miss																								
Arkansas																								
Tulsa																								
Arkansas																								
Vanderbilt																								
Arkansas																								
LSU																								
Arkansas																								
Arkansas																								
Miss. State																								
Arkansas																								
Missouri																								

GAME 2 COLORADO STATE

ARKANSAS INDIVIDUAL SEASON-HIGHS

Rush Attempts	10	Devwah Whaley, 9/1 vs. E. Illinois
Yards Rushing	28	Devwah Whaley, 9/1 vs. E. Illinois
TD Rushes	1 (2x)	T. Storey, D. Whaley, 9/1 vs. E. Illinois
Long Rush	10 (2x)	T. Storey, T. Hammonds, 9/1 vs. E. Illinois
Pass Attempts	17	Ty Storey, 9/1 vs. E. Illinois
Pass Completions	12	Ty Storey, 9/1 vs. E. Illinois
Yards Passing	261	Ty Storey, 9/1 vs. E. Illinois
TD Passes	3	Ty Storey, 9/1 vs. E. Illinois
Long Pass	57	Ty Storey, 9/1 vs. E. Illinois
Receptions	5 (2x)	J. Jones, L. Pettway, 9/1 vs. E. Illinois
Yards Receiving	132	Jordan Jones, 9/1 vs. E. Illinois
TD Receptions	2	La'Michael Pettway, 9/1 vs. E. Illinois
Long Reception	57	Jordan Jones, 9/1 vs. E. Illinois
Field Goals	2	Connor Limpert, 9/1 vs. E. Illinois
Long Field Goal	35	Connor Limpert, 9/1 vs. E. Illinois
Punts	4	Blake Johnson, 9/1 vs. E. Illinois
Punting Avg.	30.5	Blake Johnson, 9/1 vs. E. Illinois
Long Punt	44	Blake Johnson, 9/1 vs. E. Illinois
Punts Inside 20	2	Blake Johnson, 9/1 vs. E. Illinois
Long Punt Return		
Long Kickoff Return	34	De'Vion Warren, 9/1 vs. E. Illinois
Tackles	10	Dre Greenlaw, 9/1 vs. E. Illinois
Sacks	1.0 (2x)	D. McClure, A. Watts, 9/1 vs. E. Illinois
Tackles For Loss	2.0	Dre Greenlaw, 9/1 vs. E. Illinois
Interceptions		

ARKANSAS TEAM GAME-HIGHS

Rushes	37	9/1 vs. E. Illinois
Yards Rushing	80	9/1 vs. E. Illinois
Yards Per Rush	2.2	9/1 vs. E. Illinois
TD Rushes	2	9/1 vs. E. Illinois
Pass Attempts	29	9/1 vs. E. Illinois
Pass Completions	21	9/1 vs. E. Illinois
Yards Passing	353	9/1 vs. E. Illinois
Yards Per Pass Comp.	16.8	9/1 vs. E. Illinois
TD Passes	4	9/1 vs. E. Illinois
Total Plays	66	9/1 vs. E. Illinois
Total Offense	433	9/1 vs. E. Illinois
Yards Per Play	6.6	9/1 vs. E. Illinois
Points	55	9/1 vs. E. Illinois
Sacks By	2	9/1 vs. E. Illinois
First Downs	18	9/1 vs. E. Illinois
Penalties	4	9/1 vs. E. Illinois
Penalty Yards	40	9/1 vs. E. Illinois
Turnovers		
Interceptions By		
Punts	5	9/1 vs. E. Illinois
Punting Avg.	29.4	9/1 vs. E. Illinois
Long Punt	44	9/1 vs. E. Illinois
Punts inside 20	2	9/1 vs. E. Illinois

ARKANSAS' LONGEST PLAYS

Rush	10	T. Storey, T. Hammonds, 9/1 vs. E. Illinois
Pass	57	T. Storey to J. Jones, 9/1 vs. E. Illinois
Field Goal	35	Connor Limpert, 9/1 vs. E. Illinois
Punt	44	Blake Johnson, 9/1 vs. E. Illinois
Punt Return		
Kickoff Return	34	De'Vion Warren, 9/1 vs. E. Illinois
Interception Return		
Fumble Return	60	Bumper Pool, 9/1 vs. E. Illinois

OPPONENT INDIVIDUAL SEASON-HIGHS

Rushes	12 (2x)	J. Scott, J. Brantley, 9/1 vs. E. Illinois
Yards Rushing	82	Jamal Scott, 9/1 vs. E. Illinois
TD Rushes		
Long Rush	29	Jamal Scott, 9/1 vs. E. Illinois
Pass Attempts	25	John Brantley, 9/1 vs. E. Illinois
Pass completions	18	John Brantley, 9/1 vs. E. Illinois
Yards Passing	134	John Brantley, 9/1 vs. E. Illinois
TD Passes	2	Harry Woodberry, 9/1 vs. E. Illinois
Long Pass	43	Harry Woodberry, 9/1 vs. E. Illinois
Receptions	9	A. Hollins, 9/1 vs. E. Illinois
Yards Receiving	127	A. Hollins, 9/1 vs. E. Illinois
TD Receptions	3	A. Hollins, 9/1 vs. E. Illinois
Long Reception	43	A. Hollins, 9/1 vs. E. Illinois
Field Goals		
Long Field Goal		
Punts	4	Nick Bruno, 9/1 vs. E. Illinois
Punting Avg.	40.8	Nick Bruno, 9/1 vs. E. Illinois
Long Punt	46	Nick Bruno, 9/1 vs. E. Illinois
Punts Inside 20	2	Nick Bruno, 9/1 vs. E. Illinois
Long Punt Return	3	Aaron Gooch, 9/1 vs. E. Illinois
Long Kickoff Return	36	Matt Reyna, 9/1 vs. E. Illinois
Tackles	8	Terrell Greer, 9/1 vs. E. Illinois
Sacks	1.0	D'Mitri George, 9/1 vs. E. Illinois
Tackles for Loss	2.5	D'Mitri George, 9/1 vs. E. Illinois
Interceptions		

OPPONENT TEAM GAME-HIGHS

Rushes	41	9/1 vs. E. Illinois
Yards Rushing	127	9/1 vs. E. Illinois
Yards per Rush	3.1	9/1 vs. E. Illinois
TD Rushes	0	9/1 vs. E. Illinois
Pass Attempts	40	9/1 vs. E. Illinois
Pass Completions	27	9/1 vs. E. Illinois
Yards Passing	230	9/1 vs. E. Illinois
Yards per Pass Comp.	8.5	9/1 vs. E. Illinois
TD Passes	3	9/1 vs. E. Illinois
Total Plays	81	9/1 vs. E. Illinois
Total Offense	357	9/1 vs. E. Illinois
Yards per Play	4.4	9/1 vs. E. Illinois
Points	20	9/1 vs. E. Illinois
Sacks By	1.0	9/1 vs. E. Illinois
First Downs	21	9/1 vs. E. Illinois
Penalties	6	9/1 vs. E. Illinois
Penalty Yards	30	9/1 vs. E. Illinois
Turnovers	5	9/1 vs. E. Illinois
Interceptions By		
Punts	4	9/1 vs. E. Illinois
Punting Avg.	40.8	9/1 vs. E. Illinois
Long Punt	46	9/1 vs. E. Illinois
Punts Inside 20	2	9/1 vs. E. Illinois

OPPONENT'S LONGEST PLAYS

Rush	29	Jamal Scott, 9/1 vs. E. Illinois
Pass	43	Woodberry to Hollins, 9/1 vs. E. Illinois
Field Goal		
Punt	46	Nick Bruno, 9/1 vs. E. Illinois
Punt Return	3	Aaron Gooch, 9/1 vs. E. Illinois
Kickoff Return	26	Matt Reyna, 9/1 vs. E. Illinois
Interception Return		
Fumble Return		

THE LAST TIME ARKANSAS . . .

RUSHING

Had 500+ yards rushing vs. South Carolina, 2007 (542)
 Had 400+ yards rushing: at Texas Tech, 2014 (438)
 Had 400+ yards rushing in consecutive games at Texas Tech, 2014 (438)
 vs. Nicholls, 2014 (495)
 Had 300+ yards rushing: at Mississippi State, 2016 (357)
 Had 300+ yards rushing in consecutive games at Texas Tech, 2014 (438)
 vs. Nicholls, 2014 (495)
 Had 300+ yards rushing in three consecutive games at Alabama, 2007 (301)
 vs. Kentucky, 2007 (338)
 vs. North Texas, 2007 (446)
 Had 300+ yards rushing in four consecutive games vs. Troy, 2007 (350)
 at Alabama, 2007 (301)
 Kentucky, 2007 (338)
 vs. North Texas, 2007 (446)
 Had 250+ yards rushing: vs. Coastal Carolina, 2017 (259)
 Had 200+ yards rushing: vs. Coastal Carolina, 2017 (259)
 Had 200+ yards in consecutive games vs. Coastal Carolina, 2017 (259) and at Ole Miss, 2017 (265)
 Had 70+ rushing attempts: at Kentucky, 2003 (71)
 Had 60+ rushing attempts: at Texas Tech, 2014 (68)
 Had 50+ rushing attempts: at Ole Miss, 2017 (53)
 Had 7+ rushing TDs: at Texas Tech, 2014 (7)
 Had 6+ rushing TDs: vs. UT Martin, 2015 (6)
 Had 6+ rushing TDs in consecutive games vs. Nicholls, 2014 (6)
 at Texas Tech, 2014 (7)
 Had 5+ rushing TDs: at Mississippi State, 2016 (5)
 Had 5+ rushing TDs in consecutive games vs. Nicholls, 2014 (6)
 at Texas Tech, 2014 (7)
 Had 4+ rushing TDs: vs. Missouri, 2017 (4)
 Had 4+ rushing TDs in consecutive games vs. UT Martin, 2015 (6) and vs. Auburn, 2015 (4)
 Had 3+ rushing TDs: vs. Missouri, 2017 (4)
 Had 3+ rushing TDs in consecutive games vs. Texas A&M, 2017 (3) and vs. New Mexico State, 2017 (3)
 Had 3+ rushing TDs in three straight games at Texas Tech, 2014 (7)
 vs. NIU, 2014 (3)
 vs. Texas A&M, 2014 (3)
 Had 2+ players with 100 yards rushing: at Mississippi State, 2016 (Williams III - 205, Whaley - 112)
 Had 3+ players with 100 yards rushing: vs. North Texas, 2007 (McFadden - 138, Jones - 132, Barnett - 105)

PASSING

Had 500+ yards passing: vs. Texas A&M, 2011 (510)
 Had 400+ yards passing: vs. Alabama, 2016 (400)
 Had 300+ yards passing: vs. Eastern Illinois, 2018 (353)
 Had 200+ yards passing: vs. Eastern Illinois, 2018 (353)
 Had 50+ pass attempts vs. Toledo, 2015 (53)
 Had 40+ pass attempts: at Alabama, 2017 (42)
 Had 30+ pass attempts: at Ole Miss, 2017 (30)
 Had 30+ pass completions: vs. Mississippi State, 2015 (30)
 Had 25+ pass completions: vs. Alabama, 2016 (25)
 Had 20+ pass completions: vs. Eastern Illinois, 2018 (21)
 Had fewer than 10 pass completions vs. TCU, 2017 (9)
 Had 7+ passing TDs: vs. Mississippi State, 2015 (7)
 Had 6+ passing TDs: vs. Mississippi State, 2015 (7)
 Had 5+ passing TDs: vs. Mississippi State, 2015 (7)
 Had 4+ passing TDs: vs. Eastern Illinois, 2018 (4)
 Had 3+ passing TDs: vs. Eastern Illinois, 2018 (4)
 Had 4+ passes intercepted: vs. Alabama, 2008 (4)
 Had 3+ passes intercepted: vs. Virginia Tech, 2016 (3)

RECEIVING

Had two players with 100 yards receiving: at Ole Miss, 2015 (Morgan - 122, Reed - 105)
 Had 10+ different receivers catch a pass vs. Coastal Carolina, 2017 (11)
 Had 9+ different receivers catch a pass vs. Eastern Illinois, 2018 (9)
 Had 8+ different receivers catch a pass vs. Eastern Illinois, 2018 (9)
 Had multiple players catch 7+ passes in a game vs. Mississippi State, 2015 (2)
 (Morgan - 7 & Henry - 7)

COMBINATION OFFENSE

Had one 300-yard passer and one 100-yard rusher in a game: at Missouri, 2016
 (Allen - 346 pass & Williams III - 117 rush)
 Had one 300-yard passer and one 200-yard rusher in a game: at Mississippi State, 2016
 (Allen - 303 pass & Williams III - 205 rush)
 Had one 100-yard receiver and one 100-yard rusher in a game: at Missouri, 2016
 (Hatcher - 106 receiving & Williams III - 117 rush)
 Had one 100-yard receiver and one 100-yard rusher in consecutive games: at Missouri, 2016
 (Hatcher - 106 receiving & Williams III - 117 rush)
 Had one 200-yard rusher and one 100-yard receiver in a game: vs. South Carolina, 2006
 (McFadden - 219 rushing & Monk - 192 receiving)
 Had one 150-yard rusher and one 150-yard receiver in a game: vs. Texas A&M, 2015
 (Collins - 151 rushing & Morgan - 155 receiving)
 Had four different receivers catch a touchdown pass: at Mississippi State, 2015
 (Sprinkle - 3, Henry - 2, Morgan - 1, Cornelius - 1)
 Had two 100-yard rushers: at Mississippi State, 2015
 (Williams III - 205 & Whaley - 112)
 Had two 100-yard rushers in consecutive games: at Texas Tech, 2014 (Collins - 145 & Williams - 212)
 vs. Nicholls, 2014 (Collins - 143 & Williams - 131)

Had a 200-yard rusher and a 100-yard rusher in a game: at Mississippi State, 2015
 (Williams III - 205 & Whaley - 112)
 Had two 150-yard rushers in a game: vs. South Carolina, 2007
 (McFadden - 321 & Jones - 166)
 Had three 100-yard rushers in a game: vs. North Texas, 2007
 (McFadden - 138, Jones - 132 & Barnett - 105)
 Had two 100-yard receivers in a game: at Ole Miss, 2015
 (Morgan - 122 & Reed - 105)

TOTAL OFFENSE

Had 700+ yards total offense vs. North Texas, 2007 (713)
 Had 600+ yards total offense at Mississippi State, 2016 (663)
 Had 550+ yards total offense at Mississippi State, 2016 (663)
 Had 500+ yards total offense vs. Coastal Carolina, 2017 (523)
 Had 400+ yards total offense vs. Eastern Illinois, 2018 (433)
 Had 500+ yards total offense in consecutive games at Mississippi State, 2016 (663)
 at Missouri, 2016 (503)
 Had 85+ plays total offense at Missouri, 2016 (85)
 Had 80+ plays total offense at Ole Miss, 2017 (83)
 Had 75+ plays total offense at Ole Miss, 2017 (83)

SCORING

Scored 70+ points vs. Nicholls, 2014 (73)
 Scored 60+ points vs. UT Martin, 2015 (63)
 Scored 50+ points vs. Eastern Illinois, 2018 (55)
 Scored 40+ points vs. Eastern Illinois, 2018 (55)
 Scored 30+ points vs. Eastern Illinois, 2018 (55)
 Scored 40+ points in three consecutive games vs. Auburn, 2015 (54)
 vs. UT Martin, 2015 (63)
 Scored 30+ points in five consecutive games at Ole Miss, 2015 (53)
 vs. Auburn, 2015 (54)
 vs. UT Martin, 2015 (63)
 at Ole Miss, 2015 (53)
 at LSU, 2015 (31)
 vs. Mississippi State, 2015 (50)
 Scored 40+ points in a half vs. Nicholls, 2014 (56)
 Scored 30+ points in a half at Eastern Illinois, 2018 (38)
 Scored 35+ points in a quarter vs. Nicholls, 2014 (35)
 Scored 28+ points in a quarter vs. Eastern Illinois, 2018 (2nd-28)
 Scored 50+ points in consecutive games at Ole Miss (53) & vs. UT Martin (63)
 Scored 50+ points in three consecutive games at Ole Miss (53) & vs. UT Martin (63)
 Scored 50+ points in consecutive SEC games vs. Auburn, 2015 (54)
 at Ole Miss, 2015 (53)
 Both teams combined for 100+ points at Mississippi State, 2015 (W, 58-42)
 Allowed 60+ points at Auburn, 2010 (65)
 Allowed 50+ points vs. Auburn, 2017 (52)
 Allowed 40+ points vs. Missouri, 2017 (48)
 Allowed 30+ points vs. Missouri, 2017 (48)
 Was held scoreless at Alabama, 2013 (52-0)
 Was held scoreless at Donald W. Reynolds Razorback Stadium vs. Alabama, 2012 (52-0)
 Was held scoreless on the road at Alabama, 2013 (52-0)
 Was held scoreless at a neutral site vs. Ole Miss, 1959 (28-0)
 Won a game without a rushing TD vs. Kansas State, 2011
 Won a game without a passing TD vs. Missouri, 2015
 Won a game in the last 25 seconds of regulation with a TD at Georgia, 2010
 Won a game in the last 25 seconds of regulation with a field goal at Ole Miss, 2017
 Held opponent scoreless vs. Ole Miss, 2014 (30-0)
 Held opponent scoreless at Donald W. Reynolds Razorback Stadium vs. Ole Miss, 2014 (30-0)
 Held opponent scoreless on the road at South Carolina, 2012 (23-0)
 Held opponent without a touchdown vs. Texas State, 2016 (42-3)
 Held opponent without an offensive touchdown vs. Florida, 2016 (31-0)
 Held two opponents scoreless in one season vs. LSU, 2014 (17-0)
 vs. Ole Miss, 2014 (30-0)
 Held three opponents scoreless in one season vs. Tulsa, 1982 (38-0)
 vs. TCU, 1982 (35-0)
 vs. Texas A&M, 1982 (35-0)
 Held an opponent scoreless in consecutive games vs. LSU, 2014 (17-0)
 vs. Ole Miss, 2014 (30-0)
 Held an SEC opponent scoreless vs. Ole Miss, 2014 (30-0)
 Held an SEC opponent scoreless in consecutive games vs. LSU, 2014 (17-0)
 vs. Ole Miss, 2014 (30-0)
 Held two SEC opponents scoreless in one season vs. LSU, 2014 (17-0)
 vs. Ole Miss, 2014 (30-0)
 Scored on the first offensive play of the game vs. Nicholls, 2014 (Hatcher - 82-yard rush)
 Scored on the first offensive series of the game vs. Eastern Illinois, 2018 (Limpert - 35-yd FG)
 Scored a two-point conversion passing vs. Coastal Carolina, 2017 (Cole Kelley to Jeremy Patton)
 Scored a two-point conversion rushing at Mississippi State, 2016 (Keon Hatcher rush)
 Had three players with 2 TDs in a game vs. Eastern Michigan, 2009 (Green - 2, Davis - 2 & Adams - 2)

DEFENSE

Held opponent to 10 or fewer first downs: vs. Florida A&M, 2017 (9)
 Held opponent to 0 or fewer yards rushing: vs. Wisconsin, 2007 (-5)
 Held opponent to 25 or fewer yards rushing: vs. New Mexico State, 2017 (11)
 Held opponent to 50 or fewer yards rushing: vs. New Mexico State, 2017 (11)
 Held opponent to 50 or fewer yards passing: vs. Vanderbilt, 2010 (36)
 Held opponent to 100 or fewer yards rushing: vs. Florida A&M, 2017 (80)
 Held opponent to 100 or fewer yards passing: vs. Florida A&M, 2017 (95)
 Held opponent to 200 or fewer yards total offense: vs. Florida A&M, 2017 (175)
 Held opponent to 250 or fewer yards total offense: vs. Florida A&M, 2017 (175)
 Held opponent to 300 or fewer yards total offense: vs. Florida A&M, 2017 (175)
 Intercepted 5+ passes: vs. Florida International, 2007 (5)
 Intercepted 4+ passes: vs. Mississippi State, 2007 (4)
 Intercepted 3+ passes: vs. Ole Miss, 2014 (3)
 Scored a safety: vs. Toledo, 2015
 Recorded 8+ sacks: at Auburn, 2016 (8)
 Recorded 6+ sacks: vs. Nicholls, 2014 (6)
 Recorded 5+ sacks: at LSU, 2015 (5)
 Recorded 4+ sacks: vs. Virginia Tech, 2016 (4)

SPECIAL TEAMS

Returned a punt for a TD: vs. Kansas State, 2011 (Adams - 51 yards)
 Returned two punts for TDs: vs. Missouri State, 2011 (Adams - 61 yards, 69 yards)
 Returned a blocked punt for a TD: vs. Eastern Michigan, 2009 (Armbrust - 1 yard)
 Returned a kickoff for a TD: vs. Auburn, 2017 (Warren - 100)
 Returned a game-opening kickoff for a TD: vs. Northern Illinois, 2014 (Marshall - 97)
 Returned a season-opening kickoff for a TD: vs. Missouri State, 2009 (D. Johnson - 91 yards)
 Returned a blocked FG for a TD: at Mississippi State, 2004 (Brown - 76 yards)
 Blocked one punt: at Alabama, 2015 (Sprinkle)
 Punted 10+ times: at Auburn, 2016 (10)
 Did not punt: vs. Alcorn State, 2016
 Blocked a field goal vs. Alcorn State, 2016 (Dan Skipper)
 Had a punt blocked: vs. Toledo, 2015 (Zach Quinn)
 Scored on a fake punt vs. Texas A&M, 2014 (Sam Irwin-Hill - 51 yard rush)
 Scored on a fake field goal vs. UAB, 2014 (Sebastian Tretola 6 yard pass to Alan D'Appollonio)
 Had a field goal blocked: vs. Kansas State, 2015 (Marquel Bryant)
 Blocked a PAT kick: vs. Eastern Illinois, 2018 (Bumper Pool)
 Missed a kicking PAT: at Alabama, 2017 (Connor Limpert)
 Had a kicking PAT blocked: vs. Georgia, 2014 (Ray Drew)

MISCELLANEOUS

Had 35+ first downs at Ole Miss, 2015 (35)
 Had 30+ first downs: vs. Kansas State, 2015 (30)
 Had 20+ first downs: vs. Coastal Carolina, 2017 (21)
 Had 20+ passing first downs vs. Mississippi State, 2015 (21)
 Had 20+ rushing first downs at Texas Tech, 2014 (24)
 Had 15+ penalties: vs. Air Force, 1975 (17)
 Had 10+ penalties: vs. Virginia Tech, 2016 (12)
 Had 100+ yards in penalties: vs. Texas A&M, 2011 (112)
 Had 35 minutes+ of possession time: at Ole Miss, 2017 (40:27)
 Was involved in an overtime game: vs. Texas A&M, 2017 (L, 50-43)
 Defeated a ranked opponent vs. No. 10 Florida, 2016 (31-10)
 Defeated a ranked opponent on the road at No. 15 TCU, 2016
 Defeated ranked opponents in consecutive games at No. 18 Ole Miss, 2015 (53-52, OT)
 at No. 9 LSU, 2015 (31-14)
 Won game on final offensive play: at Ole Miss, 2017 (34-yard field goal)
 Zero sacks allowed in a game: vs. Coastal Carolina, 2017
 Zero sacks allowed in consecutive games: vs. Toledo, 2015
 vs. Texas Tech, 2015
 Zero sacks allowed in three consecutive games: vs. UTEP, 2015
 vs. Toledo, 2015
 vs. Texas Tech, 2015
 Came back from 15+ points down to win: at Ole Miss, 2017 (down 24 - won 38-37)
 Recorded more points than plays: vs. UT Martin, 2015 (63 points, 56 plays)

AP POLL

As of Aug. 20, 2018

Rank	Team	Record	Points
1	Alabama(42)	0-0	1505
2	Clemson(18)	0-0	1476
3	Georgia	0-0	1350
4	Wisconsin(1)	0-0	1271
5	Ohio State	0-0	1256
6	Washington	0-0	1215
7	Oklahoma	0-0	1173
8	Miami	0-0	1027
9	Auburn	0-0	1013
10	Penn State	0-0	1012
11	Michigan State	0-0	877
12	Notre Dame	0-0	804
13	Stanford	0-0	778
14	Michigan	0-0	773
15	USC	0-0	543
16	TCU	0-0	533
17	West Virginia	0-0	511
18	Mississippi State	0-0	450
19	Florida State	0-0	384
20	Virginia Tech	0-0	351
21	UCF	0-0	312
22	Boise State	0-0	292
23	Texas	0-0	216
24	Oregon	0-0	148
25	LSU	0-0	106

Others receiving votes: South Carolina 96, Florida 68, Utah 60, Oklahoma State 51, Florida Atlantic 38, Arizona 28, NC State 22, Texas A&M 21, Boston College 18, Northwestern 13, Kansas State 10, Iowa State 8, Houston 6, Memphis 3, Iowa 2, Troy 2, Fresno State 1, Arkansas State 1, Kentucky 1

AMWAY COACHES POLL

As of Aug. 20, 2018

Rank	Team	Record	Points
1	Alabama(61)	0-0	1621
2	Clemson(3)	0-0	1547
3	Ohio State(1)	0-0	1458
4	Georgia	0-0	1452
5	Oklahoma	0-0	1288
6	Washington	0-0	1245
7	Wisconsin	0-0	1243
8	Miami	0-0	1091
9	Penn State	0-0	1050
10	Auburn	0-0	1004
11	Notre Dame	0-0	892
12	Michigan State	0-0	870
13	Stanford	0-0	768
14	Michigan	0-0	752
15	USC	0-0	691
16	TCU	0-0	530
17	Virginia Tech	0-0	524
18	Mississippi State	0-0	407
19	Florida State	0-0	328
20	West Virginia	0-0	310
21	Texas	0-0	265
22	Boise State	0-0	261
23	UCF	0-0	259
24	LSU	0-0	254
25	Oklahoma State	0-0	168

Others receiving votes: South Carolina 138, Florida 135, Oregon 105, Utah 81, Texas A&M 67, Northwestern 67, Kansas State 35, Florida Atlantic 27, Memphis 23, Boston College 23, NC State 22, Arkansas State 19, Troy 19, Appalachian State 16, San Diego State 15, Kentucky 8, Iowa State 8, Iowa 8, Washington State 7, South Florida 6, Duke 5, Fresno State 4, Louisville 3, Arizona 2, Houston 2, Army 1, Northern Illinois 1

THE LAST TIME AN ARKANSAS PLAYER . . .

RUSHING

Rushed 40+ times: DeCori Birmingham at Kentucky, 2003 (40)
 Rushed 35+ times: Michael Smith at Kentucky, 2008 (35)
 Rushed 30+ times: Alex Collins vs. Missouri, 2015 (30)
 Rushed 25+ times: Rawleigh Williams III at Missouri, 2016 (25)
 Rushed for 300+ yards: Darren McFadden vs. South Carolina, 2007 (321)
 Rushed for 250+ yards: Darren McFadden vs. South Carolina, 2007 (321)
 Rushed for 200+ yards: Rawleigh Williams III at Mississippi State, 2016 (205)
 Rushed for 175+ yards: Rawleigh Williams III at Mississippi State, 2016 (205)
 Rushed for 150+ yards: Rawleigh Williams III at Mississippi State, 2016 (205)
 Rushed for 125+ yards: Rawleigh Williams III at Mississippi State, 2016 (205)
 Rushed for 100+ yards: T.J. Hammonds vs. Coastal Carolina, 2017 (119)
 Rushed for 100+ yards as a true freshman in his first career game: . . . Chase Hayden vs. Florida A&M, 2017 (120)
 Rushed for 100+ yards (quarterback): Matt Jones vs. Ole Miss, 2004 (126)
 Rushed for 150+ yards in consecutive games: Alex Collins at Texas Tech, 2015 (170)
 vs. Texas A&M, 2015 (151)
 at Tennessee, 2015 (154)
 Rushed for 100+ yards in consecutive games: Rawleigh Williams III at Mississippi State, 2016 (205)
 at Missouri, 2016 (117)
 Rushed for 5+ touchdowns: Alex Collins vs. UT Martin, 2015 (5)
 Rushed for 4+ touchdowns: Rawleigh Williams III at Mississippi State, 2016 (4)
 Rushed for 3+ touchdowns: Rawleigh Williams III at Mississippi State, 2016 (4)
 Rushed for 3+ touchdowns (quarterback): Matt Jones vs. New Mexico State, 2003 (3)
 Rushed for 2+ touchdowns: David Williams vs. Missouri, 2017 (2)
 Had three players rush for touchdowns: . . . Hammonds (1), Whaley (1), Cantrell (1) and Kelley (1) vs. Coastal Carolina, 2017
 Had four players rush for touchdowns: . . . Hammonds (1), Whaley (1), Cantrell (1) and Kelley (1) vs. Coastal Carolina, 2017
 Had a run of 80+ yards: T.J. Hammonds vs. Coastal Carolina, 2017 (88)
 Had a run of 70+ yards: T.J. Hammonds vs. Coastal Carolina, 2017 (88)
 Had a run of 60+ yards: T.J. Hammonds vs. Coastal Carolina, 2017 (88)
 Had a run of 50+ yards: T.J. Hammonds vs. Coastal Carolina, 2017 (88)
 Had multiple players with a run of 50+ yards: Rawleigh Williams III (72) & Devwah Whaley (50) at Mississippi State, 2016

PASSING

Passed for 500+ yards: Tyler Wilson vs. Texas A&M, 2011 (510)
 Passed for 450+ yards: Tyler Wilson vs. Texas A&M, 2011 (510)
 Passed for 400+ yards: Austin Allen vs. Alabama, 2016 (400)
 Passed for 300+ yards: Austin Allen vs. Missouri, 2017 (313)
 Passed for 250+ yards: Ty Storey vs. Eastern Illinois, 2018 (261)
 Passed for 200+ yards: Ty Storey vs. Eastern Illinois, 2018 (261)
 Attempted 50+ passes: Brandon Allen vs. Toledo, 2015 (53)
 Attempted 45+ passes: Austin Allen vs. Alabama, 2016 (48)
 Attempted 35+ passes: Austin Allen vs. Missouri, 2016 (39)
 Attempted 30+ passes: Cole Kelley at Ole Miss, 2017 (30)
 Completed 20+ passes: Cole Kelley at Alabama, 2017 (23)
 Threw 4+ touchdown passes: Brandon Allen vs. Mississippi State, 2015 (7)
 Threw 3+ touchdown passes: Ty Storey vs. Eastern Illinois, 2018 (3)
 Threw 2+ touchdown passes: Ty Storey vs. Eastern Illinois, 2018 (2)
 Threw 2+ touchdown passes in consecutive games: Austin Allen vs. Texas A&M, 2017 (2)
 vs. New Mexico State, 2017 (3)
 Threw 5+ interceptions: Lamar McHan at SMU, 1951 (5)
 Threw 4+ interceptions: Brad Taylor at Texas, 1984 (4)
 Threw 3+ interceptions: Austin Allen vs. Virginia Tech, 2016 (3)
 Completed pass for 90+ yards: Matt Jones at Tennessee, 2002 (92)
 Completed pass for 80+ yards: Tyler Wilson vs. Rutgers, 2012 (80)
 Completed pass for 70+ yards: Austin Allen vs. Texas State, 2016 (73)
 Completed pass for 60+ yards: Austin Allen vs. Missouri, 2017 (65)
 Completed pass for 50+ yards: Ty Storey vs. Eastern Illinois, 2018 (57)

RECEIVING

Caught 10+ passes: Cobi Hamilton vs. LSU, 2012 (10)
 Caught 9+ passes: Drew Morgan at Ole Miss, 2015 (9)
 Caught 8+ passes: Jonathan Nance at South Carolina, 2017 (8)
 Caught 7+ passes: Jonathan Nance at South Carolina, 2017 (8)
 Caught 10+ passes in consecutive games: Cobi Hamilton vs. Tulsa, 2012 (11)
 vs. Ole Miss, 2012 (12)
 Had 300+ yards receiving: Cobi Hamilton vs. Rutgers, 2012 (303)
 Had 200+ yards receiving: Cobi Hamilton vs. Rutgers, 2012 (303)
 Had 175+ yards receiving: Cobi Hamilton vs. Tulsa, 2012 (177)
 Had 150+ yards receiving: Drew Morgan vs. Texas A&M, 2015 (155)
 Had 100+ yards receiving: Jordan Jones vs. Eastern Illinois, 2018 (132)
 Had 100+ yards receiving in consecutive games: Jordan Jones, vs. Missouri, 2017 (122)
 vs. Eastern Illinois, 2018 (132)
 Had 100+ yards receiving (tight end): Hunter Henry vs. Mississippi State, 2015 (129)
 Caught 3+ TD passes: Jeremy Sprinkle vs. Mississippi State, 2015 (3)
 Caught 2+ TD passes: La'Michael Pettway vs. Eastern Illinois, 2018 (2)
 Caught 2+ TD passes (tight end): Hunter Henry vs. Mississippi State, 2015 (2)
 2+ tight ends caught TD passes: Hunter Henry (2) & Jeremy Sprinkle (3) vs. Mississippi State, 2015

TOTAL OFFENSE

Had 450+ yards total offense: Tyler Wilson vs. Texas A&M, 2011 (481)
 Had 400+ yards total offense: Brandon Allen vs. Mississippi State, 2015 (411)
 Had 350 yards+ total offense: Austin Allen vs. Alabama, 2016 (390)
 Had 300 yards+ total offense: Austin Allen vs. Missouri, 2017 (307)
 Had 100 yards both passing and rushing: Matt Jones vs. Ole Miss, 2004 (Rushing - 126, Passing - 108)

SCORING

Accounted for 5+ touchdowns: Rawleigh Williams III at Mississippi State, 2016 (5)
 Accounted for 4+ touchdowns: Cole Kelley at Ole Miss, 2017 (4)
 Accounted for 3+ touchdowns: Austin Allen vs. Missouri, 2017 (3)
 Scored 4+ touchdowns: Rawleigh Williams III at Mississippi State, 2016 (5)
 Scored 3+ touchdowns: Rawleigh Williams III at Mississippi State, 2016 (5)
 Scored 2+ touchdowns: Chase Hayden (2) and Jonathan Nance (2) vs. New Mexico State, 2017
 Multiple players score 2+ touchdowns: . . . Chase Hayden (2) and Jonathan Nance (2) vs. New Mexico State, 2017

DEFENSE

Intercepted 3+ passes: Michael Grant vs. Louisiana-Monroe, 2006 (3)
 Intercepted 2+ passes: Henre Toliver vs. Missouri, 2017 (2)
 Recovered 2+ fumbles: Ken Hamlin vs. Boise State, 2002 (2)
 Forced 2+ fumbles: De'Andre Coley vs. Alabama, 2016 (2)
 Recorded 5+ sacks: Wayne Martin vs. Ole Miss, 1988 (5.0)
 Recorded 3+ sacks: Chris Smith vs. Southern Miss, 2013 (3.0-22)
 Recorded 2+ sacks: Deatrice Wise vs. Missouri, 2015 (2.0-6)
 Recorded 5+ tackles for loss: Jermaine Brooks vs. Auburn, 2001 (5-16)
 Recorded 3+ tackles for loss: Brooks Ellis at TCU, 2016 (3.0-9)
 Recorded 20+ tackles: Jerry Franklin at Mississippi State, 2010 (20)
 Recorded 10+ tackles: De'Jon Harris, Josh Liddell, Dre Greenlaw vs. Coastal Carolina, 2017 (14, 11, 11)
 Recorded 10+ tackles in back-to-back games: Dre Greenlaw vs. Mississippi State, 2017 (10)
 vs. Missouri, 2017 (11)
 Recorded 10+ tackles in three straight games: De'Jon Harris at South Carolina, 2017 (12)
 at Alabama, 2017 (12)
 vs. Auburn, 2017 (11)
 Recorded 15+ tackles in back-to-back games: Tony Bua vs. Kentucky, 2003 (15)
 vs. South Carolina, 2003 (19)
 Recorded 15+ tackles twice in one season: Brooks Ellis vs. Alabama, 2015 (15)
 vs. Mississippi State, 2015 (15)
 Returned an interception for a touchdown: Santos Ramirez vs. Florida, 2016
 Returned a fumble for a touchdown: Kevin Richardson at Ole Miss, 2017

SPECIAL TEAMS

Scored 10+ points kicking: Adam McFain vs. Ole Miss, 2016 (10)
 Made 5+ field goals: Kendall Trainor vs. Texas A&M, 1988 (5)
 Made 4+ field goals: Alex Tejada vs. Troy, 2007 (4)
 Made two field goals of 50+ yards: Steve Little vs. Oklahoma State, 1976 (53 & 57)
 Made one field goal of 50+ yards: Adam McFain at Auburn, 2016 (54)
 Kicked a punt of 70+ yards: Sam Irwin-Hill vs. South Carolina, 2013 (79)
 Kicked a punt of 60+ yards: Blake Johnson vs. Auburn, 2017 (60)
 Punted 10+ times: Toby Baker at Auburn, 2016 (10)
 Totaled 175+ kick return yards: DeCori Birmingham vs. Alabama, 2002 (197)
 Totaled 150+ kick return yards: Dennis Johnson at Texas, 2008 (150)
 Totaled 100+ kick return yards: De'Vion Warren at Coastal Carolina, 2017 (104)
 Totaled 50+ punt return yards: D.J. Dean vs. Nicholls, 2014 (94)

THE LAST TIME AN OPPONENT ...

RUSHING

Had 500+ yards rushing: at Auburn, 2016 (543)
 Had 400+ yards rushing: at Auburn, 2016 (543)
 Had 300+ yards rushing: Auburn, 2017 (345)
 Had 200+ yards rushing: Mississippi State, 2017 (248)
 Had 70+ rushing attempts: at Mississippi State, 2010 (70)
 Had 60+ rushing attempts: Missouri, 2017 (60)
 Had 50+ rushing attempts: Missouri, 2017 (60)
 Had 7+ rushing TDs: at Auburn, 2016 (7)
 Had 6+ rushing TDs: at Auburn, 2016 (7)
 Had 5+ rushing TDs: Auburn, 2017 (5)
 Had 4+ rushing TDs: at Ole Miss, 2017 (4)

PASSING

Had 500+ yards passing: Mississippi State, 2015 (508)
 Had 400+ yards passing: Missouri, 2017 (448)
 Had 300+ yards passing: Missouri, 2017 (448)
 Had 200+ yards passing: Missouri, 2017 (448)
 Had 60+ pass attempts: Louisiana-Monroe, 2012 (68)
 Had 50+ pass attempts: at TCU, 2016 (58)
 Had 40+ pass attempts: Missouri, 2017 (42)
 Had 30+ pass attempts: Missouri, 2017 (42)
 Had 40+ pass completions: Louisiana-Monroe, 2012 (42)
 Had 30+ pass completions: at TCU, 2016 (36)
 Had 25+ pass completions: Missouri, 2017 (25)
 Had 20+ pass completions: Missouri, 2017 (25)
 Had 5+ passing TDs: Missouri, 2017 (5)
 Had 4+ passing TDs: Missouri, 2017 (5)
 Had 3+ passing TDs: Missouri, 2017 (5)

RECEIVING

Had two players with 100-yards receiving in a game: Missouri, 2017
 (J'Mon Moore - 160, Emanuel Hall - 111)
 Had 4+ players catch 5+ passes: at TCU, 2016
 (Kyle Hicks - 8, K. Turpin - 7, Ty Slanina - 7 & Desmond White - 5)
 Had 3+ players catch 5+ passes: Missouri, 2017
 (J'Mon Moore - 10, Al Okwuegbunam - 5, Nate Brown - 5)
 Had 10+ players catch a pass UT Martin, 2015 (10)
 Had 8+ players catch a pass vs. Eastern Illinois, 2018 (9)

TOTAL OFFENSE

Had 700+ yards total offense: at Southern California, 2005 (736)
 Had 650+ yards total offense: Missouri, 2017 (696)
 Had 600+ yards total offense: Missouri, 2017 (696)
 Had 550+ yards total offense: Missouri, 2017 (696)
 Had 500+ yards total offense: Missouri, 2017 (696)
 Had 400+ yards total offense: Missouri, 2017 (696)
 Had 100+ plays total offense: Missouri, 2017 (102)
 Had 90+ plays total offense: Missouri, 2017 (102)
 Had 80+ plays total offense: Eastern Illinois, 2018 (81)
 Had 75+ plays total offense: Eastern Illinois, 2018 (81)

SCORING

Scored 70+ points: at Southern California, 2005 (70)
 Scored 60+ points: at Auburn, 2010 (65)
 Scored 50+ points: Auburn, 2017 (52)
 Scored 40+ points: Missouri, 2017 (48)
 Scored 30+ points: Missouri, 2017 (48)
 Scored a two-point conversion rushing: at LSU, 2007
 Scored a two-point conversion passing: at Mississippi State, 2016
 Failed on a two-point conversion attempt: vs. Texas A&M, 2017

TURNOVERS

Had 5+ fumbles: Eastern Illinois, 2018 (6, lost 5)
 Had 4+ fumbles lost: Eastern Illinois, 2018 (5)
 Had 3+ fumbles lost: Eastern Illinois, 2018 (5)
 Committed 5+ turnovers: Eastern Illinois, 2018 (5)
 Did not commit a turnover: at LSU, 2017
 Intercepted 8+ Arkansas passes: at SMU, 1951 (8)
 Intercepted 7+ Arkansas passes: at SMU, 1951 (8)
 Intercepted 6+ Arkansas passes: at Texas A&M, 1972 (6)
 Intercepted 5+ Arkansas passes: Georgia, 1991 (5)
 Intercepted 4+ Arkansas passes: Alabama, 2008 (4)
 Intercepted 3+ Arkansas passes: Virginia Tech, 2016
 Returned an interception for a touchdown: at South Carolina, 2017
 Returned a fumble for a touchdown: Coastal Carolina, 2017

DEFENSE

Held Arkansas to 10 or fewer first downs: at Alabama, 2015 (10)
 Recorded 9+ sacks: Oklahoma, 2001 (9.0-55)
 Recorded 8+ sacks: Oklahoma, 2001 (9.0-55)
 Recorded 7+ sacks: Alabama, 2016 (7.0-53)
 Recorded 6+ sacks: vs. Auburn, 2017 (6.0-34)
 Scored a safety at Auburn, 2008
 Held Arkansas to 50 or fewer yards rushing: at Alabama, 2017 (27)
 Held Arkansas to 25 or fewer yards rushing: at Auburn, 2016 (25)
 Held Arkansas to 100 or fewer yards passing: at Texas Tech, 2014 (61)
 Held Arkansas to 50 or fewer yards passing: South Carolina, 2013 (30)
 Held Arkansas to 300 or less yards total offense: at Alabama, 2017 (227)
 Held Arkansas to 200 or less yards total offense: Alabama, 2012 (137)
 Held Arkansas to 100 or fewer yards both rushing & passing: Alabama, 2012 (Rush - 58, Pass - 79)

SPECIAL TEAMS

Returned a punt for a TD: at Rutgers, 2013
 Returned a kickoff for a TD: vs. Texas A&M, 2017
 Punted 10+ times: Chattanooga, 2007 (12)
 Punted 10+ times in consecutive games North Texas, 2007 (10)
 Chattanooga, 2007 (12)
 Did not punt: Texas Tech, 2015
 Missed a kicking PAT: Eastern Illinois, 2018
 Missed two kicking PATs: at LSU, 2017
 Blocked a field goal: Kansas State, 2015
 Blocked a punt: Toledo, 2015

MISCELLANEOUS

Had 30+ first downs: Missouri, 2017 (35)
 Had 10+ penalties: Missouri, 2017 (10)
 Had 100+ yards in penalties: Georgia, 2014 (101)
 Had 35 minutes+ of possession time: LSU, 2016 (35:11)
 Had two 100-yard rushers and one 100-yard receiver: Texas A&M, 2017
 (Kellen Mond - 109 rushing, Keith Ford - 102 rushing & Christian Kirk - 110 receiving)
 Had one 100-yard rusher and one 100-yard receiver: at LSU, 2017
 (Derrius Guice - 147 rushing & DJ Chark - 130 receiving)
 Had one 100-yard rusher and two 100-yard receivers: Missouri, 2017
 (Ish Witter - 170 rushing, J'Mon Moore - 160 receiving & Emanuel Hall - 111 receiving)

LAST TIME AN INDIVIDUAL OPPONENT ...

INDIVIDUAL RUSHING

Rushed 40+ times: Travis Stephens (41), Tennessee (2001)
 Rushed 35+ times: Ish Witter (39), Missouri (2017)
 Rushed 30+ times: Ish Witter (39), Missouri (2017)
 Rushed for 200+ yards: Derrius Guice (252), LSU (2016)
 Rushed for 175+ yards: Derrius Guice (252), LSU (2016)
 Rushed for 150+ yards: Ish Witter (170), Missouri (2017)
 Rushed for 125+ yards: Ish Witter (170), Missouri (2017)
 Rushed for 100+ yards: Ish Witter (170), Missouri (2017)
 Rushed for four+ touchdowns: Nick Fitzgerald (4), Mississippi State (2016)
 Rushed for three+ touchdowns: Derrius Guice (3), LSU (2017)
 Had a run of 80+ yards: Johnathon Johnson (82), Missouri (2016)
 Had a run of 70+ yards: Damien Harris (75), Alabama (2017)
 Had a run of 60+ yards: Jordan Wilkins (64), Ole Miss (2017)
 Had a run of 50+ yards: Jordan Wilkins (64), Ole Miss (2017)

INDIVIDUAL PASSING

Passed for 500+ yards: Dak Prescott (508), Mississippi State (2015)
 Passed for 450+ yards: Dak Prescott (508), Mississippi State (2015)
 Passed for 400+ yards: Drew Lock (448), Missouri (2017)
 Passed for 300+ yards: Drew Lock (448), Missouri (2017)
 Attempted 60+ passes: Kolton Browning (67), Louisiana-Monroe (2012)
 Attempted 50+ passes: Kenny Hill (56), TCU (2016)
 Attempted 40+ passes: Drew Lock (42), TCU (2017)
 Completed 40+ passes: Kolton Browning (42), Louisiana-Monroe (2012)
 Completed 30+ passes: Kenny Hill (36), TCU (2016)
 Completed 20+ passes: Drew Lock (25), Missouri (2017)
 Threw 5+ touchdown passes: Drew Lock (5), Missouri (2017)
 Threw 4+ touchdown passes: Drew Lock (5), Missouri (2017)
 Threw 3+ touchdown passes: Drew Lock (5), Missouri (2017)
 Completed a pass for 90+ yards: Trevor Knight (92), Texas A&M (2016)
 Completed a pass for 80+ yards: Kellen Mond (81), Texas A&M (2017)
 Completed a pass for 70+ yards: Kellen Mond (81), Texas A&M (2017)
 Completed a pass for 60+ yards: Danny Etling (68), LSU (2017)

INDIVIDUAL RECEIVING

Caught 15+ passes: Willie Goshu (17), Auburn (1995)
 Caught 10+ passes: J'Mon Moore (10), Missouri (2017)
 Caught 7+ passes: M. Williams (7), Coastal Carolina (2017)
 Had 200+ yards receiving: Jamayel Smith (208), Mississippi State (2007)
 Had 150+ yards receiving: Jaleel Scott (174), New Mexico State (2017)
 Had 100+ yards receiving: A. Hollins (127), Eastern Illinois (2018)
 Caught 3+ TD passes: A. Hollins (3), Eastern Illinois (2018)
 Caught 2+ TD passes: DJ Chark (2), LSU (2017)

INDIVIDUAL TOTAL OFFENSE

Had 400+ yards total offense: Drew Lock (474; Pass - 448, Rush - 26), Missouri (2017)
 Had 300+ yards total offense: Drew Lock (474; Pass - 448, Rush - 26), Missouri (2017)
 Had 100 yards both passing and rushing: Kellen Mond (325; Pass - 216, Rush - 109), Texas A&M (2017)

INDIVIDUAL SCORING

Accounted for 6+ touchdowns: Nick Fitzgerald (Mississippi State), 2016 (6)
 Accounted for 5+ touchdowns: Drew Lock (Missouri), 2016 (5)
 Accounted for 4+ touchdowns: Drew Lock (Missouri), 2016 (5)
 Scored 4+ touchdowns: Peyton Barber (Auburn), 2015 (4)
 Scored 3+ touchdowns: Derrius Guice (3), LSU (2017)

INDIVIDUAL DEFENSE

Intercepted 3+ passes: Minkah Fitzpatrick (3), Alabama (2016)
 Intercepted 2+ passes: Minkah Fitzpatrick (3), Alabama (2016)
 Recorded 3+ sacks: M. Frazier (3.0), Missouri (2016)
 Recorded 2+ sacks: Breeland Speaks (2.0), Ole Miss (2017)

SPECIAL TEAMS

Kicked 5+ field goals: Dan Nystrom (5-5), Minnesota (2002)
 Kicked four field goals: Josh Jasper (4-4), LSU (2009)

GAME 2 COLORADO STATE

ARKANSAS BIG PLAYS FROM SCRIMMAGE

Opponent	Rushing					Passing			
	10-19	20-29	30-39	40-49	50+	20-29	30-39	40-49	50+
Eastern Illinois	2	0	0	0	0	0	1	3	1
at Colorado State									
North Texas									
at Auburn									
vs. Texas A&M									
Alabama									
Ole Miss									
Tulsa									
Vanderbilt									
LSU									
at Mississippi State									
at Missouri									
TOTAL	2	0	0	0	0	0	1	3	1

OPPONENT BIG PLAYS FROM SCRIMMAGE

Opponent	Rushing					Passing			
	10-19	20-29	30-39	40-49	50+	20-29	30-39	40-49	50+
Eastern Illinois	2	1	0	0	0	0	0	1	0
at Colorado State									
North Texas									
at Auburn									
vs. Texas A&M									
Alabama									
Ole Miss									
Tulsa									
Vanderbilt									
LSU									
at Mississippi State									
at Missouri									
TOTAL	2	1	0	0	0	0	0	1	0

FIRST DOWN GAME LOG

Arkansas					Opponents				
Opponent	Rush	Pass	Penalty	Total	Opponent	Rush	Pass	Penalty	Total
Eastern Illinois	5	13	0	18	Eastern Illinois	8	11	2	21
at Colorado State					at Colorado State				
North Texas					North Texas				
at Auburn					at Auburn				
vs. Texas A&M					vs. Texas A&M				
Alabama					Alabama				
Ole Miss					Ole Miss				
Tulsa					Tulsa				
Vanderbilt					Vanderbilt				
LSU					LSU				
at Mississippi State					at Mississippi State				
at Missouri					at Missouri				
TOTAL	5	13	0	18	TOTAL	8	11	2	21

TURNOVER CHART

Opponent	Fumbles	Takeaways			Pts Off	Fumbles	Giveaways			Margin
		Interceptions	Total				Interceptions	Total	Points Off	
Eastern Illinois	5	0	5	24	0	0	0	0	+5	
at Colorado State										
North Texas										
at Auburn										
vs. Texas A&M										
Alabama										
Ole Miss										
Tulsa										
Vanderbilt										
LSU										
at Mississippi State										
at Missouri										
TOTAL	5	0	5	24	0	0	0	0	+5	

GAME 2 COLORADO STATE

DRIVE SUPERLATIVES

Longest Drive

By No. of Plays	Arkansas 11 (80 yards, 3:53) vs. Eastern Illinois, TD
By No. of Yards	80 (11 plays, 3:53) vs. Eastern Illinois, TD
By Time of Possession	5:11 (10 plays, 59 yards) vs. Eastern Illinois, FG

Opponents

15 (63 yards, 5:28) vs. Eastern Illinois, Missed FG
85 (14 plays, 5:03) vs. Eastern Illinois, TD
5:28 (15 plays, 63 yards) vs. Eastern Illinois, Missed FG

Shortest Drive

By No. of Plays	Arkansas 1 (57 yards, 0:07) vs. Eastern Illinois, TD
By No. of Yards	-8 (3 plays, 2:29) vs. Eastern Illinois, Punt
By Time of Possession	0:37 (2 plays, 5 yards) vs. Eastern Illinois, TD

Opponents

1 (2x) (-4 yards, 0:49) last vs. Eastern Illinois, Halftime
-13 (2 plays, 0:37) vs. Eastern Illinois, Fumble
0:28 (3 plays, 1 yard) vs. Eastern Illinois, Punt

Scoring Drive Breakdown

Yardage	ARKANSAS		OPPONENT	
	TD	FG	TD	FG
No drive	1	-	-	-
Neg. Yards	-	-	-	-
0-9	1	-	-	-
10-19	-	1	-	-
20-29	1	-	-	-
30-39	-	-	1	-
40-49	-	-	1	-
50-59	1	1	-	-
60-69	-	-	-	-
70-79	2	-	-	-
80-89	1	-	1	-
90-99	-	-	-	-
TOTALS	7	2	3	0

Game-Opening Drives

OPP	ARKANSAS			OPPONENTS		
	PTS	ISTS	YDS	PTS	ISTS	YDS
Eastern Illinois	0	0	9	3	1	16
at Colorado St.						
North Texas						
at Auburn						
vs. Texas A&M						
Alabama						
Ole Miss						
Tulsa						
Vanderbilt						
LSU						
at Miss. St.						
at Missouri						
TOTALS						

Second Half-Opening Drives

OPP	ARKANSAS			OPPONENTS		
	PTS	ISTS	YDS	PTS	ISTS	YDS
Eastern Illinois	0	0	9	3	1	16
at Colorado St.						
North Texas						
at Auburn						
vs. Texas A&M						
Alabama						
Ole Miss						
Tulsa						
Vanderbilt						
LSU						
at Miss. St.						
at Missouri						
TOTALS						

Three & Out Drives

	ARKANSAS THREE-&-OUTS/DRIVES	OPPONENT THREE-&-OUTS/DRIVES
Eastern Illinois	3/15 (20.0%)	2/15 (13.3%)
at Colorado State		
North Texas		
at Auburn		
vs. Texas A&M		
Alabama		
Ole Miss		
Tulsa		
Vanderbilt		
LSU		
at Mississippi State		
at Missouri		
TOTALS	3/15 (20.0%)	2/15 (13.3%)

ARKANSAS DRIVE CHARTS

Eastern Illinois

Qtr.	Time	Start	Pl-Yds	TOP	Result
1st	14:24	E135	6-18	1:41	*FIELD GOAL
1st	09:15	AR30	7-26	2:50	punt
1st	04:52	E129	3(-8)	2:29	punt
1st	01:46	E101	0-0	0:00	*TOUCHDOWN
2nd	11:18	AR20	11-80	3:53	*TOUCHDOWN
2nd	07:12	E127	3-27	0:50	*TOUCHDOWN
2nd	03:45	AR15	3-1	0:47	punt
2nd	02:22	AR21	4-79	1:02	*TOUCHDOWN
2nd	00:52	AR43	1-57	0:07	*TOUCHDOWN
3rd	15:00	AR26	3-7	1:20	punt
3rd	11:31	E105	2-5	0:37	*TOUCHDOWN
3rd	05:51	AR36	10-59	5:11	*FIELD GOAL
4th	12:34	AR05	4-7	2:32	punt
4th	07:51	AR28	8-72	4:03	*TOUCHDOWN
4th	01:39	AR28	3(-7)	0:00	End of Game

OPPONENT DRIVE CHARTS

Eastern Illinois

Qtr.	Time	Start	Pl-Yds	TOP	Result
1st	15:00	E126	3-9	0:36	fumble
1st	12:43	E125	10-45	3:28	missed fg
1st	06:25	E109	5-20	1:33	fumble
1st	02:23	E114	2(-13)	0:37	fumble
1st	01:46	E125	15-63	5:28	missed fg
2nd	07:25	E125	1-2	0:13	fumble
2nd	06:22	E125	6-17	2:37	punt
2nd	02:58	AR47	2-47	0:36	*TOUCHDOWN
2nd	01:20	E125	3-1	0:28	punt
2nd	00:45	E118	1(-4)	0:45	End of Half
3rd	13:40	E147	6-18	2:09	fumble
3rd	10:54	E115	14-85	5:03	*TOUCHDOWN
3rd	00:40	E123	8-26	3:06	punt
4th	10:02	AR37	4-37	2:02	*TOUCHDOWN
4th	03:48	E125	3-4	2:09	punt

ALPHABETICAL ROSTER

No.	Name	Pos.
68	Kirby Adcock	OL
3	McTelvin Agim	DL
19	Courtne Alexander	DL
84	Peyton Ausley	WR
81	Jarrod Barnes	WR
28	Reid Bauer	P
86	Jamario Bell	DL
35	Matt Berry	DB
15	LaDarrius Bishop	DB
45	Simeon Blair	DB
21	Montaric Brown	DB
5	Rakeem Boyd	RB
1	Chevin Calloway	DB
44	Austin Cantrell	TE
54	Austin Capps	OL
46	Damani Carter	DL
39	Colton Chapin	DB
66	Ty Clary	OL
57	Shane Clenin	OL
54	Terrell Collins	LB
1	Jared Cornelius	WR
82	Gary Cross	WR
2	Kamren Curl	DB
32	Jordon Curtis	DB
13	Nate Dalton	DB
22	Deon Edwards	LB
86	Tobias Enlow	WR
99	Billy Ferrell	DL
40	Kyrei Fisher	LB
17	Joseph Foucha	DB
51	Hjalte Froholdt	OL
48	Nicholas Fulwider	DL
73	Noah Gatlin	OL
5	Dorian Gerald	DL
62	Johnny Gibson Jr.	OL
23	Dre Greenlaw	LB
7	Briston Guidry	DL
89	Grayson Gunter	TE
92	Elias Hale	DL
67	Tyler Hall	OL
6	T.J. Hammonds	RB
14	Chase Harrell	WR
8	De'Jon Harris	LB
2	Chase Hayden	RB
69	Dylan Hays	OL
27	Hayden Henry	LB
64	Audry Horn	OL
58	Griffin Hunt	DL
11	Daulton Hyatt	QB
74	Colton Jackson	OL
34	Kendrick Jackson	FB
3	Koilan Jackson	WR
4	Alexy Jean-Baptiste	LB
18	Blake Johnson	P
32	Hayden Johnson	FB
9	John Stephen Jones	QB
10	Jordan Jones	WR
15	Cole Kelley	QB
87	Blake Kern	TE
43	Jake Kuykendall	DB
20	Giovanni LaFrance	LB
19	Connor Limpert	K
14	Jack Lindsey	QB
35	Cooper Lucas	LB
26	Ryder Lucas	DB
73	Deion Malone	OL
43	George Madden	LS
42	Jonathan Marshall	DL
18	Myles Mason	DB
24	Jarques McClellion	DB
36	D'Vone McClure	LB

NUMERICAL ROSTER

No.	Name	Pos.	Ht.	Wt.	Cl.	Exp.	Hometown (Previous School)
1	Chevin Calloway	DB	5-10	192	So.	1L	Dallas, Texas (Bishop Dunne HS)
1	Jared Cornelius	WR	5-11	203	Sr.	4L	Shreveport, La. (Evangel Christian Academy)
2	Kamren Curl	DB	6-2	201	So.	1L	San Diego, Calif. (Muskogee [Okla.] HS)
2	Chase Hayden	RB	5-10	200	So.	1L	Memphis, Tenn. (Saint George's Independent School)
3	McTelvin Agim	DL	6-3	279	Jr.	2L	Texarkana, Texas (Hope [Ark.] HS)
3	Koilan Jackson	WR	6-2	211	R-Fr.	RS	Little Rock, Ark. (Joe T. Robinson HS)
4	Alexy Jean-Baptiste	LB	6-2	235	So.	SQ	Pompano Beach, Fla. (Coconut Creek HS)
4	Ty Storey	QB	6-2	215	Jr.	1L	Charleston, Ark. (Charleston HS)
5	Rakeem Boyd	RB	6-0	200	So.	JC	Stratford, Texas (Independence [Kan.] CC)
5	Dorian Gerald	DL	6-3	260	Jr.	JC	Florence, S.C. (College of the Canyons [Calif.]
6	T.J. Hammonds	RB	5-10	205	Jr.	2L	Little Rock, Ark. (Joe T. Robinson HS)
6	Gabe Richardson	DL	6-3	240	Jr.	SQ	Decatur, Ga. (Hutchinson [Kan.] CC)
7	Briston Guidry	DL	6-2	292	So.	1L	Kenner, La. (Archbishop Rummel HS)
7	Jonathan Nance	WR	6-0	190	Sr.	1L	Gulfport, Miss. (Mississippi Gulf Coast CC)
8	De'Jon Harris	LB	6-0	245	Jr.	2L	Harvey, La. (John Ehret HS)
8	Michael Woods	WR	6-1	190	Fr.	HS	Magnolia, Texas (Magnolia HS)
9	John Stephen Jones	QB	5-11	194	Fr.	HS	Dallas, Texas (Highland Park HS)
9	Santos Ramirez	DB	6-2	204	Sr.	3L	Shreveport, La. (Evangel Christian Academy)
9	De'Vion Warren	WR	5-10	180	So.	1L	Monroe, La. (Ouachita Parish HS)
10	Jordan Jones	WR	6-1	180	So.	1L	Smackover, Ark. (Smackover HS)
10	Randy Ramsey	DL	6-4	234	Sr.	3L	Fort Lauderdale, Fla. (Dillard HS)
11	Daulton Hyatt	QB	6-4	196	R-Fr.	RS	Arab, Ala. (Etowah HS)
11	Ryan Pulley	DB	5-11	198	Jr.	2L	Fort Myers, Fla. (Island Coast HS)
13	Nate Dalton	DB	6-3	195	Jr.	1L	Baton Rouge, La. (Cypress Falls HS)
13	Connor Noland	QB	6-2	207	Fr.	HS	Greenwood, Ark. (Greenwood HS)
13	Deon Stewart	WR	5-11	161	Jr.	2L	Hardy, Ark. (Highland HS)
14	Chase Harrell	WR	6-4	215	Jr.	TR	Huffman, Texas (Kansas)
14	Britto Tutt	DB	6-1	180	Jr.	1L	Augusta, Ga. (Ventura [Calif.] College)
14	Jack Lindsey	QB	6-2	195	So.	SQ	Fayetteville, Ark. (Springdale HS)
14	Nathan Parodi	DB	5-9	161	Fr.	HS	Austin, Texas (Lake Travis HS)
15	LaDarrius Bishop	DB	6-0	196	Fr.	HS	Ashdown, Ark. (Ashdown HS)
15	Cole Kelley	QB	6-7	258	So.	1L	Lafayette, La. (Teurlings Catholic HS)
16	La'Michael Pettway	WR	6-2	219	Jr.	2L	Nashville, Ark. (Nashville HS)
16	Bumper Pool	LB	6-2	223	Fr.	HS	Lucas, Texas (Lovejoy HS)
17	Joseph Foucha	DB	5-11	198	Fr.	HS	New Orleans, La. (McDonogh 35 HS)
17	Jimmie Stoudemire	WR	6-2	205	Jr.	JC	Prattville, Ala. (Riverside City [Calif.] College)
18	Blake Johnson	P	6-1	178	Jr.	1L	Long Beach, Calif. (Los Alamitos HS)
18	Myles Mason	DB	6-2	208	Fr.	HS	Trussville, Ala. (Hewitt-Trussville HS)
18	Jeremy Patton	TE	6-5	253	Sr.	1L	Indianapolis, Ind. (Arizona Western College)
19	Courtne Alexander	DL	6-5	239	Fr.	HS	Owasso, Okla. (Owasso HS)
19	Connor Limpert	K	6-1	175	Jr.	2L	Allen, Texas (Allen HS)
19	Tyson Morris	WR	6-1	200	R-Fr.	RS	Helena-West Helena, Ark. (Fayetteville HS)
20	Giovanni LaFrance	LB	6-1	242	So.	SQ	New Orleans, La. (Saint Augustine HS)
21	Montaric Brown	DB	6-0	187	R-Fr.	RS	Ashdown, Ark. (Ashdown HS)
21	Devwah Whaley	RB	5-11	209	Jr.	2L	Beaumont, Texas (Central HS)
22	Deon Edwards	LB	6-1	213	So.	1L	Clermont, Fla. (Lake Minneola HS)
23	Dre Greenlaw	LB	6-0	227	Sr.	3L	Fayetteville, Ark. (Fayetteville HS)
23	Maleek Williams	RB	5-11	226	R-Fr.	RS	Punta Gorda, Fla. (Charlotte HS)
24	Jarques McClellion	DB	6-0	173	R-Fr.	RS	Lake Worth, Fla. (American Heritage School)
24	Kasey Montrois	RB	5-10	192	R-Fr.	HS	West Palm Beach, Fla. (Berean Christian HS)
25	Micahh Smith	DB	6-0	203	So.	1L	Marshall, Texas (Marshall HS)
26	Ryder Lucas	DB	6-0	188	Sr.	3L	The Woodlands, Texas (The Woodlands College Park HS)
27	Hayden Henry	LB	6-2	220	So.	1L	Little Rock, Ark. (Pulaski Academy)
28	Andrew Parker	LB	6-2	238	Fr.	HS	New Orleans, La. (Sophie B. Wright HS)
28	Reid Bauer	P	5-11	198	Fr.	HS	Magnolia, Texas (Magnolia HS)
29	Derrick Munson	DB	5-11	200	So.	1L	New Orleans, La. (Archbishop Rummel HS)
30	Kevin Richardson	DB	5-11	180	Sr.	3L	Jacksonville, Fla. (Jacksonville HS)
31	Grant Morgan	LB	5-11	220	So.	1L	Greenwood, Ark. (Greenwood HS)
32	Blake Kern	DB	6-0	179	R-Fr.	RS	Jenks, Okla. (Jenks HS)
32	Hayden Johnson	FB	6-2	249	Jr.	2L	Columbia, Mo. (Rock Bridge HS)
33	Dee Walker	LB	6-2	216	So.	1L	Moultrie, Ga. (Colquitt County HS)
34	Kendrick Jackson	FB	6-0	259	Sr.	3L	Haynesville, La. (Haynesville HS)
34	Tyler Phillips	LB	6-1	219	Jr.	1L	North Little Rock, Ark. (North Little Rock HS)
35	Matt Berry	DB	5-10	197	Jr.	TR	Booneville, Ark. (Ouachita Baptist University)
35	Cooper Lucas	LB	5-10	225	Fr.	HS	Lamar, Mo. (Lamar HS)
36	D'Vone McClure	LB	6-2	215	So.	1L	Rixey, Ark. (Jacksonville HS)
37	Brenden Young	DB	6-1	198	Jr.	1L	Little Rock, Ark. (Ouachita Baptist University)
38	Jonathan Meadors	WR	5-8	165	Fr.	HS	Plano, Texas (Plano East HS)
38	Myles Minchew	DB	6-1	190	So.	JR	Springdale, Ark. (Dartmouth)
39	Colton Chapin	DB	5-11	170	Fr.	HS	Carrollton, Texas (Hebron HS)
39	Thomas Muldrow	WR	5-11	190	Fr.	HS	Gurdon, Ark. (Prescott HS)

NUMERICAL ROSTER

No.	Name	Pos.	Ht.	Wt.	Cl.	Exp.	Hometown (Previous School)
40	Kyrei Fisher	LB	6-1	225	So.	SQ	Tulsa, Okla. (Union HS)
40	Trey Purifoy	TE	6-7	237	Jr.	TR	Little Rock, Ark. (Ouachita Baptist University)
42	Jonathan Marshall	DL	6-3	293	So.	1L	Shepherd, Texas (Shepherd HS)
43	Jake Kuykendall	DB	5-10	181	Fr.	HS	Charleston, Ark. (Charleston HS)
43	George Madden	LS	6-1	207	Jr.	SQ	Blanchard, Okla. (Blanchard HS)
44	Austin Cantrell	TE	6-3	263	Jr.	2L	Roland, Okla. (Roland HS)
44	Cameron Vail	DB	6-1	180	Fr.	HS	Bryant, Ark. (Bryant HS)
45	Simeon Blair	DB	5-10	201	Fr.	HS	Pine Bluff, Ark. (Pine Bluff HS)
46	Damani Carter	DL	5-11	248	Jr.	1L	Fayetteville, Ark. (Fayetteville HS)
47	Tyler Pennington	LB	5-10	222	R-Fr.	RS	Cary, Ill. (Cary-Grove HS)
48	Nicholas Fulwider	DL	6-7	260	Fr.	HS	Tyrone, Ga. (Sandy Creek HS)
48	Jordan Silver	LS	6-1	217	R-Fr.	RS	Branson, Mo. (Branson HS)
49	McKinley Williams	LB	6-4	196	Fr.	HS	Sheridan, Ark. (Sheridan HS)
51	Hjalte Froholdt	OL	6-5	315	Sr.	3L	Svendborg, Denmark (IMG [Fla.] Academy)
52	T.J. Smith	DL	6-3	304	Jr.	2L	Moultrie, Ga. (Colquitt County HS)
54	Austin Capps	OL	6-4	311	Jr.	2L	Star City, Ark. (Star City HS)
54	Terrell Collins	LB	6-0	245	So.	SQ	St. Louis, Mo. (Iowa Western CC)
57	Shane Clenin	OL	6-6	302	R-Fr.	RS	Festus, Mo. (Jefferson HS)
58	Griffin Hunt	DL	6-4	222	Fr.	HS	Lucas, Texas (Lovejoy HS)
60	Brian Wallace	OL	6-6	318	Sr.	3L	Florissant, Mo. (Christian Brothers College HS)
62	Johnny Gibson Jr.	OL	6-4	324	Sr.	2L	Dumas, Ark. (Dumas HS)
64	Audry Horn	OL	6-2	290	R-Fr.	RS	Benton, Ark. (Little Rock Catholic HS)
66	Ty Clary	OL	6-4	287	So.	1L	Fayetteville, Ark. (Fayetteville HS)
67	Tyler Hall	OL	6-4	292	So.	SQ	Maumelle, Ark. (Maumelle HS)
68	Kirby Adcock	OL	6-5	280	R-Fr.	RS	Nashville, Ark. (Nashville HS)
69	Dylan Hays	OL	6-3	294	So.	1L	Little Rock, Ark. (Little Rock Christian Academy)
71	Ryan Winkel	OL	6-6	286	Fr.	HS	Memphis, Tenn. (Christian Brothers HS)
73	Noah Gatlin	OL	6-7	293	Fr.	HS	Jonesboro, Ark. (Jonesboro HS)
73	Deion Malone	OL	6-3	293	Sr.	SQ	Batesville, Miss. (Northwest CC)
74	Colton Jackson	OL	6-5	301	Jr.	2L	Conway, Ark. (Conway HS)
75	Silas Robinson	OL	6-4	308	Fr.	HS	Yoakum, Texas (Yoakum HS)
78	Dalton Wagner	OL	6-9	300	R-Fr.	RS	Spring Grove, Ill. (Richmond Burton HS)
79	Jalen Merrick	OL	6-4	318	Jr.	2L	Oak Hill, Fla. (New Smyrna Beach HS)
80	Matthew Phillips	P	5-10	180	Fr.	HS	Brentwood, Tenn. (Brentwood HS)
81	Jarrold Barnes	WR	5-11	183	So.	SQ	Cabot, Ark. (Cabot HS)
82	Gary Cross	WR	6-1	188	Sr.	1L	Fordyce, Ark. (Hutchinson [Kan.] CC)
83	Preston Stafford	K	5-10	166	Fr.	HS	Baton Rouge, La. (Catholic HS)
84	Peyton Ausley	WR	6-2	176	Fr.	HS	Austin, Texas (Vandegrift High School)
85	Cheyenne O'Grady	TE	6-4	251	Jr.	1L	Fayetteville, Ark. (Fayetteville HS)
86	Jamario Bell	DL	6-5	247	Jr.	SQ	Junction City, Ark. (Junction City HS)
86	Tobias Enlow	WR	6-2	207	So.	SQ	North Little Rock, Ark. (North Little Rock HS)
87	Blake Kern	TE	6-4	257	So.	SQ	Lamar, Ark. (Lamar HS)
89	Grayson Gunter	TE	6-6	238	So.	1L	Madison, Miss. (Madison Central HS)
90	Armon Watts	DL	6-5	298	Sr.	1L	St. Louis, Mo. (Christian Brothers College HS)
91	Michael Taylor II	DL	6-2	248	Sr.	SQ	Orlando, Fla. (Riverside City [Calif.] College)
92	Elias Hale	DL	6-4	237	So.	SQ	Fayetteville, Ark. (Fayetteville HS)
93	Chad Stephens	P	5-11	188	So.	SQ	Owasso, Okla. (Dodge City CC)
93	Isaiah Nichols	DL	6-3	273	Fr.	HS	Springdale, Ark. (Springdale HS)
94	David Porter	DL	6-3	262	R-Fr.	RS	Little Rock, Ark. (Joe T. Robinson HS)
99	Billy Ferrell	DL	6-3	343	Fr.	HS	Fordyce, Ark. (Fordyce HS)

Roster by Class: Senior - 16 | Junior - 30 | Sophomore - 31 | Freshman - 44

ALPHABETICAL ROSTER

No.	Name	Pos.
79	Jalen Merrick	OL
38	Jayden Minchew	DB
24	Kasey Monstros	RB
31	Grant Morgan	LB
19	Tyson Morris	WR
39	Thomas Muldrow	WR
29	Derrick Munson	DB
7	Jonathan Nance	WR
93	Isaiah Nichols	DL
13	Connor Noland	QB
85	Cheyenne O'Grady	TE
28	Andrew Parker	LB
14	Nathan Parodi	DB
18	Jeremy Patton	TE
16	La'Michael Pettway	WR
47	Tyler Pennington	LB
80	Matthew Phillips	P
34	Tyler Phillips	LB
16	Bumper Pool	LB
94	David Porter	DL
11	Ryan Pulley	DB
40	Trey Purifoy	TE
9	Santos Ramirez	DB
10	Randy Ramsey	DL
6	Gabe Richardson	DL
30	Kevin Richardson	DB
75	Silas Robinson	OL
48	Jordan Silver	LS
25	Micaiah Smith	DB
52	T.J. Smith	DL
83	Preston Stafford	K
92	Chad Stephens	P
13	Deon Stewart	WR
4	Ty Storey	QB
17	Jimmie Stoudemire	WR
91	Michael Taylor II	DL
14	Britto Tutt	DB
44	Cameron Vail	DB
78	Dalton Wagner	OL
33	Dee Walker	LB
60	Brian Wallace	OL
9	De'Vion Warren	WR
90	Armon Watts	DL
21	Devwah Whaley	RB
49	McKinley Williams	LB
71	Ryan Winkel	OL
23	Maleek Williams	RB
8	Michael Woods	WR
37	Brenden Young	DB

FOOTBALL STAFF

Coaching Staff

Chad Morris Head Coach	1st Season
John Chavis Defensive Coordinator/LBs	1st Season
Joe Craddock Offensive Coordinator/QBs	1st Season
Steve Caldwell Defensive Line	1st Season
Ron Cooper Secondary	1st Season
Dustin Fry Offensive Line	1st Season
Barry Lunney Jr. Tight Ends	6th Season
John Scott Jr. Defensive Line	2nd Season
Jeff Traylor Associate Head Coach/RBs	1st Season
Mark Smith Secondary	1st Season
Justin Stepp Wide Receivers	1st Season

Graduate Assistants

Kelvin Bolden Offense	1st Season
Ty Gatson Offense	1st Season
Imarjaye Albury Defense	1st Season
Eric Ponio Defense	1st Season

Quality Control/Analysts

Tanner Burns Special Teams	5th Season
Jordan Traylor Offense	1st Season
Will Bryant Offense	1st Season
Xavier Adibi Defense	1st Season
Corey Chamblin Defense	1st Season
John Roberts Defense	4th Season
GJ Kinne Offensive Analyst	1st Season

Support Staff

Randy Ross Football Operations	1st Season
Trumain Carroll Strength & Conditioning	1st Season
Dave Polanski Athletic Training	1st Season
Taylor Edwards Recruiting	1st Season
Bobby Allen HS/NFL Relations	6th Season
Sam Ogden Video	1st Season
Jake Rosch Equipment	5th Season

PRONUNCIATIONS

Courtne Alexander	core-TRAY
McTelvin Agim	UH-geem
Peyton Ausley	OZ-lee
Jarrold Barnes	JUH-rod
Chevin Calloway	Ch-evin
Tobias Enlow	N-low
Joseph Foucha	foo-SHAY
Hjalte Froholdt	YELL-duh FRO-holt
De'Jon Harris	DEE-jhon
Koilan Jackson	Coy-Lynn
Barry Lunney Jr.	LUHN-ee
Jarques McClellion	JAR-kezz
D'Vone McClure	de-VON
Nathan Parodi	pa-ro-DEE
Britto Tutt	BREE-toe
Devwah Whaley	DEV-wah

GAME 2 COLORADO STATE



McTELVIN AGIM

3

Defensive Line | 6-3 | 279 | Junior
 Texarkana, Texas | Hope (Ark.) HS

QUICK HITS

- Arkansas' active career leader in tackles for loss (14.0) and in sacks (5.0).
- Set a career high in tackles for loss (2.5) against Mississippi State (11/24/17).
- Tied his career high in tackles (9) against Mississippi State (11/24/17).
- 37 tackles in 2017 were the second-most among Arkansas defensive linemen.
- One of four SEC players to force multiple fumbles in a conference game last season.

CAREER STATS

	GP/GS	UA	A	ToT	TFL-YDS	SCK-YDS	FF	FR-YDS	INT-YDS	QBH	BRUP
2016	13/5	8	19	27	5.5-23	2.5-13	0	0-0	0-0	2	0
2017	12/11	15	22	37	7.5-33	2.5-19	2	0-0	0-0	3	3
2018	1/1	2	1	3	1.0-1	0.0-0	0	0-0	0-0	2	1
TOTAL	26/17	25	42	67	14.0-57	5.0-32	2	0-0	0-0	7	4

GAME-BY-GAME STATS


	GP/GS	UA	A	ToT	TFL-YDS	SCK-YDS	FF	FR-YDS	INT-YDS	QBH	BRUP
EASTERN ILLINOIS	1/1	2	1	3	1.0-1	0.0-0	0	0-0	0-0	2	1
at Colorado State											
NORTH TEXAS											
at Auburn											
vs. Texas A&M											
ALABAMA											
OLE MISS											
TULSA											
VANDERBILT											
LSU											
at Mississippi State											
at Missouri											
TOTAL	1/1	2	1	3	1.0-1	0.0-0	0	0-0	0-0	2	1

SEASON HIGHS

Tackles 3 vs. Eastern Illinois (9/1/18)
Tackles For Loss 1.0 vs. Eastern Illinois (9/1/18)
Sacks None
QB Hurries 2 vs. Eastern Illinois (9/1/18)
Pass Breakups 1 vs. Eastern Illinois (9/1/18)
Forced Fumbles None

CAREER HIGHS

Tackles 9 vs. TCU (9/9/17)
Tackles For Loss 2.5 vs. Mississippi State (11/18/17)
Sacks 1 (4x) last vs. Mississippi State (11/18/17)
QB Hurries 2 (2x) last vs. Eastern Illinois (9/1/18)
Pass Breakups 1 (4x) vs. Eastern Illinois (9/1/18)
Forced Fumbles 2 vs. Mississippi State (11/18/17)



AUSTIN CANTRELL

44

Tight End | 6-3 | 253 | Junior
 Roland, Okla. | Roland HS

QUICK HITS

- Holds the longest reception among tight ends in the SEC (42 yards) against EIU.
- 42 yard catch is longest by Hog TE since Hunter Henry's 43 yarder against K-State (1/2/16)
- Recorded a catch in 19 of 26 career games.
- Caught a 1-yard TD pass from Rawleigh Williams III at Mississippi State (11/19/16).
- Only player on roster who is married.

CAREER STATS

	GP/GS	RECEIVING					RUSHING				
		REC	YDS	AVG	TD	LNG	ATT	YDS	AVG	TD	LNG
2016	13/5	13	120	9.2	2	32	0	0	0.0	0	0
2017	12/10	13	85	6.5	0	31	4	15	3.8	1	5
2018	1/1	2	53	26.5	1	42	0	0	0.0	0	0
TOTAL	26/16	28	258	9.2	3	42	4	26	3.8	1	5

GAME-BY-GAME STATS

	GP/GS	REC	YDS	AVG	TD	LNG	ATT	YDS	AVG	TD	LNG
EASTERN ILLINOIS	1/1	2	53	26.5	1	42	0	0	0.0	0	0
at Colorado State											
NORTH TEXAS											
at Auburn											
vs. Texas A&M											
ALABAMA											
OLE MISS											
TULSA											
VANDERBILT											
LSU											
at Mississippi State											
at Missouri											
TOTAL	1/1	2	53	26.5	1	42	0	0	0.0	0	0

SEASON HIGHS

Receptions 2 vs. Eastern Illinois (9/1/18)
Receiving Yards 53 vs. Eastern Illinois (9/1/18)
Receiving Touchdowns 1 vs. Eastern Illinois (9/1/18)
Long Reception 42 vs. Eastern Illinois (9/1/18)
Rushes None
Rushing Yards None
Rushing Touchdowns None

CAREER HIGHS

Receptions 3 at Ole Miss (10/28/17)
Receiving Yards 53 vs. Eastern Illinois (9/1/18)
Receiving Touchdowns 1 (3x) last vs. Eastern Illinois (9/1/18)
Long Reception 42 vs. Eastern Illinois (9/1/18)
Rushes 3 vs. Coastal Carolina (11/4/17)
Rushing Yards 13 vs. Coastal Carolina (11/4/17)
Rushing Touchdowns 1 vs. Coastal Carolina (11/4/17)



CHEVIN CALLOWAY

1

Defensive Back | 5-10 | 190 | Sophomore
Dallas, Texas | Bishop Dunne HS

QUICK HITS

- One of three FBS players with two fumble recoveries in a single game this season.
- Most fumble recoveries by a player in the SEC this season.
- Made first career start against EIU (9/1/18) after seeing action in all 12 games last season.
- Played a career high 63 snaps in the season finale against Missouri (11/24/17).
- Consensus four-star prospect and chose Arkansas over Alabama, LSU and others.

CAREER STATS

	GP/GS	UA	A	ToT	TFL-YDS	SCK-YDS	FF	FR-YDS	INT-YDS	QBH	BRUP
2017	12/0	8	2	10	0.0-0	0.0-0	0	0-0	0-0	0	2
2018	1/1	2	2	4	0.0-0	0.0-0	1	2-0	0-0	0	0
TOTAL	13/1	10	4	14	0-0	0-0	1	2-0	0-0	0	2

GAME-BY-GAME STATS

	GP/GS	UA	A	ToT	TFL-YDS	SCK-YDS	FF	FR-YDS	INT-YDS	QBH	BRUP
EASTERN ILLINOIS	1/1	2	2	4	0.0-0	0.0-0	1	2-0	0-0	0	0
at Colorado State											
NORTH TEXAS											
at Auburn											
vs. Texas A&M											
ALABAMA											
OLE MISS											
TULSA											
VANDERBILT											
LSU											
at Mississippi State											
at Missouri											
TOTAL	1/1	2	2	4	0.0-0	0.0-0	1	2-0	0-0	0	0

SEASON HIGHS

Tackles	4 vs. Eastern Illinois (9/1/18)
Tackles For Loss	None
Sacks	None
Interceptions	None
Interception Return Yards	None
QB Hurries	None
Pass Breakups	None
Forced Fumbles	1 vs. Eastern Illinois (9/1/18)
Fumble Recoveries	2 vs. Eastern Illinois (9/1/18)

CAREER HIGHS

Tackles	5 vs Missouri (11/24/17)
Tackles For Loss	None
Sacks	None
Interceptions	None
Interception Return Yards	None
QB Hurries	2 vs. Missouri (11/24/17)
Pass Breakups	None
Forced Fumbles	1 vs. Eastern Illinois (9/1/18)
Fumble Recoveries	vs. Eastern Illinois (9/1/18)



JARED CORNELIUS

1

Wide Receiver | 5-11 | 203 | Senior
Shreveport, La. | Evangel Christian Academy



QUICK HITS

- Missed the final nine games of the 2017 season with an Achilles injury.
- Dating back to the 2016 season, 25 of his 37 catches have resulted in a first down or TD.
- Led the team in catches of 30+ yards (5), 25+ yards (7) and 20+ yards (11) in 2016.

CAREER STATS

	RECEIVING				RUSHING				PUNT RETURN						
	GP/GS	REC	YDS	AVG	TD	LNG	ATT	YDS	AVG	TD	LNG	RET	YDS	TD	LNG
2014	13/0	18	212	11.8	2	38	5	23	4.6	0	11	9	91	0	35
2015	9/6	24	393	16.4	3	58	7	112	16.0	2	69	7	93	0	43
2016	11/4	32	515	16.1	4	57	13	53	4.1	1	14	12	85	0	21
2017	3/2	5	43	8.6	1	15	0	0	0.0	0	0	0	0	0	0
2018	1/1	0	0	0.0	0	0	0	0	0.0	0	0	0	0	0	0
TOTAL	37/13	79	1,163	14.7	10	58	25	188	7.5	3	69	28	269	0	43

GAME-BY-GAME STATS

	GP/GS	REC	YDS	AVG	TD	LNG	ATT	YDS	AVG	TD	LNG	RET	YDS	TD	LNG
EASTERN ILLINOIS	1/1	0	0	0.0	0	0	0	0	0.0	0	0	0	0	0	0
at Colorado State															
NORTH TEXAS															
at Auburn															
vs. Texas A&M															
ALABAMA															
OLE MISS															
TULSA															
VANDERBILT															
LSU															
at Mississippi State															
at Missouri															
TOTAL	1/1	0	0	0.0	0	0	0	0	0.0	0	0	0	0	0	0

SEASON HIGHS

Receptions	None
Receiving Yards	None
Receiving TDs	None
Long Reception	None
100-Yard Games	None
Rushes	None
Rushing Yards	None
Rushing TDs	None
Long Rush	None
Punt Returns	None
Punt Return Yards	None
Punt Return TDs	None

CAREER HIGHS

Receptions	7 vs. Texas A&M (9/24/16)
Receiving Yards	146 vs. Alabama (10/8/16)
Receiving TDs	2 vs. Alcorn State (10/1/16)
Long Reception	58 vs. UTEP (9/5/15)
100-Yard Games	3, last vs. Alabama (10/8/16)
Rushes	3 vs. LA Tech (9/3/16)
Rushing Yards	71 at LSU (11/14/15)
Rushing TDs	1 (2x), last vs. Ole Miss (10/15/16)
Long Rush	69 at LSU (11/14/15)
Punt Returns	3 vs. Florida (11/5/16)
Punt Return Yards	43 vs. Toledo (9/12/15)
Punt Return TDs	None
Long Return	43 vs. Toledo (9/12/15)
Total TDs	2 vs. Alcorn State (10/1/16)

GAME 2 COLORADO STATE



KAMREN CURL

2

Defensive Back | 6-2 | 201 | Sophomore
San Diego, Calif. | Muskogee HS (Okla.)

QUICK HITS

- One of eight underclassmen, five freshmen, to breakup eight or more passes in 2017.
- 8 PBU's were the most by an Arkansas Freshman since Lawrence Richardson (17) in 2001.
- One of 10 freshmen in the FBS to record 7 pass breakups against conference competition.
- Finished sixth on the team in total tackles (46) last season.
- Was the only Arkansas freshman to make a start on the defensive side of the ball in 2017.

CAREER STATS

	GP/GS	UA	A	ToT	TFL-YDS	SCK-YDS	FF	FR-YDS	INT-YDS	QBH	BRUP
2017	12/11	32	14	46	0.0-0	0.0-0	0	0-0	0-0	0	8
2018	1/1	1	2	3	0.0-0	0.0-0	0	0-0	0-0	0	0
TOTAL	13/12	33	16	49	0.0-0	0.0-0	0	0-0	0-0	0	8

GAME-BY-GAME STATS

	GP/GS	UA	A	ToT	TFL-YDS	SCK-YDS	FF	FR-YDS	INT-YDS	QBH	BRUP
EASTERN ILLINOIS	1/1	1	2	3	0.0-0	0.0-0	0	0-0	0-0	0	0
at Colorado State											
NORTH TEXAS											
at Auburn											
vs. Texas A&M											
ALABAMA											
OLE MISS											
TULSA											
VANDERBILT											
LSU											
at Mississippi State											
at Missouri											
TOTAL	1/1	1	2	3	0.0-0	0.0-0	0	0-0	0-0	0	0

SEASON HIGHS

Tackles	3 vs. Eastern Illinois (9/1/18)
Tackles For Loss	None
Sacks	None
QB Hurries	None
Pass Breakups	None
Forced Fumbles	None
Interceptions	None

CAREER HIGHS

Tackles	8 vs. Texas A&M (9/23/17)
Tackles For Loss	None
Sacks	None
QB Hurries	None
Pass Breakups	3 at South Carolina (10/7/17)
Forced Fumbles	None
Interceptions	None



JOSEPH FOUCHA

17

Defensive Back | 5-11 | 198 | Freshman
New Orleans, La. | McDonogh 35 HS

QUICK HITS

- Made his first career appearance against EIU (9/1/18) recording two tackles.
- Had 68 tackles, five INTs, six forced fumbles and 15 PBU's as a senior at McDonogh 45 HS.
- Consensus three star that chose Arkansas over Alabama, Auburn, LSU and others.

CAREER STATS

	GP/GS	UA	A	ToT	TFL-YDS	SCK-YDS	FF	FR-YDS	INT-YDS	QBH	BRUP
2018	1/0	1	1	2	0.0-0	0.0-0	0	0-0	0-0	0	0
TOTAL	1/0	1	1	2	0.0-0	0.0-0	0	0-0	0-0	0	0

GAME-BY-GAME STATS

	GP/GS	UA	A	ToT	TFL-YDS	SCK-YDS	FF	FR-YDS	INT-YDS	QBH	BRUP
EASTERN ILLINOIS	1/0	1	1	2	0.0-0	0.0-0	0	0-0	0-0	0	0
at Colorado State											
NORTH TEXAS											
at Auburn											
vs. Texas A&M											
ALABAMA											
OLE MISS											
TULSA											
VANDERBILT											
LSU											
at Mississippi State											
at Missouri											
TOTAL	1/0	1	1	2	0.0-0	0.0-0	0	0-0	0-0	0	0

SEASON HIGHS

Tackles	2 vs. Eastern Illinois (9/1/18)
Tackles For Loss	None
Sacks	None
QB Hurries	None
Pass Breakups	None
Forced Fumbles	None
Interceptions	None

CAREER HIGHS

Tackles	2 vs. Eastern Illinois (9/1/18)
Tackles For Loss	None
Sacks	None
QB Hurries	None
Pass Breakups	None
Forced Fumbles	None
Interceptions	None



DRE GREENLAW

23

Linebacker | 6-0 | 227 | Senior
Fayetteville, Ark. | Fayetteville HS

QUICK HITS

- Recorded 10 tackles in the first quarter against EIU, most in a quarter in the SEC in 2018.
- Has started 31 games in his career, the most on roster, including 29-consecutive played.
- Became the first Razorback to record at least 14 tackles in consecutive games since 2003.
- Since 2015, has recorded double digit stops in 11 games.
- Finished tied for fourth in the SEC in tackles during conference play (72) last season.

CAREER STATS

	GP/GS	UA	A	ToT	TFL-YDS	SCK-YDS	FF	FR-YDS	INT-YDS	QBH	BRUP
2015	13/11	46	49	95	3.5-20	1.0-14	2	0-0	0-0	1	1
2016	7/7	22	20	42	1.5-3	0.0-0	0	2-0	1-3	1	0
2017	12/12	52	51	103	1.5-15	1.0-14	0	0-0	0-0	2	2
2018	1/1	3	7	10	2.0-2	0.0-0	2	0-0	0-0	0	0
TOTAL	33/31	123	127	250	8.5-40	2.0-28	4	2-0	1-3	4	3

GAME-BY-GAME STATS

	GP/GS	UA	A	ToT	TFL-YDS	SCK-YDS	FF	FR-YDS	INT-YDS	QBH	BRUP
EASTERN ILLINOIS	1/1	3	7	10	2.0-2	0.0-0	2	0-0	0-0	0	0
at Colorado State											
NORTH TEXAS											
at Auburn											
vs. Texas A&M											
ALABAMA											
OLE MISS											
TULSA											
VANDERBILT											
LSU											
at Mississippi State											
at Missouri											
TOTAL	1/1	3	7	10	2.0-2	0.0-0	2	0-0	0-0	0	0

SEASON HIGHS

- Tackles 10 vs. Eastern Illinois (9/1/18)
- Double-Figure Tackle Games 1 vs. Eastern Illinois (9/1/18)
- Tackles For Loss 2.0 vs. Eastern Illinois (9/1/18)
- Sacks None
- Interceptions None
- Interception Return Yards None
- QB Hurries None
- Pass Breakups None
- Forced Fumbles 2 vs. Eastern Illinois (9/1/18)

CAREER HIGHS

- Tackles 17 vs. TCU (9/9/17)
- Double-Figure Tackle Games 12 vs. Eastern Illinois (9/1/18)
- Tackles For Loss 2.0 vs. Eastern Illinois (9/1/18)
- Sacks 1.0 (2x) vs. Missouri (11/24/17)
- Interceptions 1 vs. LA Tech (9/3/16)
- Interception Return Yards 3 vs. LA Tech (9/3/16)
- QB Hurries 1 (4x), last vs. New Mexico State (9/30/17)
- Pass Breakups 1 (3x), last vs. Texas A&M (9/23/17)
- Forced Fumbles 2 vs. Eastern Illinois (9/1/18)



BRISTON GUIDRY

7

Defensive Line | 6-2 | 292 | Sophomore
Kenner, La. | Archbishop Rummel HS

QUICK HITS

- Has recorded a fumble recovery for a touchdown in two of the past three games.
- Saw action in 11 games last season, playing 280 defensive snaps.
- Recorded at least one tackle in nine games in 2017.
- Played a season-high 50 defensive snaps against Missouri, recording his first career sack.
- A four-star recruit by ESPN, 247Sports and Rivals.

CAREER STATS

	GP/GS	UA	A	ToT	TFL-YDS	SCK-YDS	FF	FR-YDS	INT-YDS	QBH	BRUP
2017	11/0	8	13	21	3.5-8	1.0-3	1	2-0	0-0	2	0
2018	1/0	0	1	1	0.0-0	0.0-0	0	1-1	0-0	0	1
TOTAL	11/0	8	14	21	3.5-8	1.0-3	1	3-1	0-0	2	0

GAME-BY-GAME STATS

	GP/GS	UA	A	ToT	TFL-YDS	SCK-YDS	FF	FR-YDS	INT-YDS	QBH	BRUP
EASTERN ILLINOIS	1/0	0	1	1	0.0-0	0.0-0	0	1-1	0-0	0	1
at Colorado State											
NORTH TEXAS											
at Auburn											
vs. Texas A&M											
ALABAMA											
OLE MISS											
TULSA											
VANDERBILT											
LSU											
at Mississippi State											
at Missouri											
TOTAL	1/0	0	1	1	0.0-0	0.0-0	0	1-1	0-0	0	1

SEASON HIGHS

- Tackles 1 vs. Eastern Illinois (9/1/18)
- Tackles For Loss None
- Sacks None
- Interceptions None
- Interception Return Yards None
- QB Hurries None
- Pass Breakups 1 vs. Eastern Illinois (9/1/18)
- Forced Fumbles None
- Fumble Recoveries 1 vs. Eastern Illinois (9/1/18)

CAREER HIGHS

- Tackles 5 vs. Mississippi State (11/18/17)
- Tackles For Loss 1.0 (3x) last vs. Missouri (11/24/17)
- Sacks 1.0 vs. Missouri (11/24/17)
- Interceptions None
- Interception Return Yards None
- QB Hurries 1 (2x) last vs. Mississippi State (11/18/17)
- Pass Breakups 1 vs. Eastern Illinois (9/1/17)
- Forced Fumbles 1 vs. Coastal Carolina (11/4/17)
- Fumble Recoveries 1 (3x) last vs. Eastern Illinois (9/1/18)



T.J. HAMMONDS

6

Running Back | 5-10 | 205 | Junior
Little Rock, Ark. | Joe T. Robinson HS

QUICK HITS

- Responsible for two of the three longest plays from scrimmage for Arkansas last season.
- His 88-yard TD run against Coastal Carolina was the sixth-longest run in team history.
- Logged 12 runs for a first down, nine for 10+ yards and four for 20+ yards last season.
- Became the 4th player in team history to have multiple 60+ yard TDs in a game since 1997.
- First Hog since Jonathan Williams (2012) with two TD of 60+ yards in the same game.

CAREER STATS

	GP/GS	RECEIVING				RUSHING					
		REC	YDS	AVG	TD	LNG	ATT	YDS	AVG	TD	LNG
2016	8/0	0	0	0.0	0	0	15	88	5.9	1	30
2017	12/0	2	64	32.0	1	60	32	267	8.3	1	88
2018	1/0	1	3	3.0	0	3	3	14	4.7	0	10
TOTAL	21/0	3	67	22.3	1	60	50	369	7.3	2	88

GAME-BY-GAME STATS

	GP/GS	RECEIVING				RUSHING					
		REC	YDS	AVG	TD	LNG	ATT	YDS	AVG	TD	LNG
EASTERN ILLINOIS	1/0	1	3	3.0	0	3	3	14	4.7	0	10
at Colorado State											
NORTH TEXAS											
at Auburn											
vs. Texas A&M											
ALABAMA											
OLE MISS											
TULSA											
VANDERBILT											
LSU											
at Mississippi State											
at Missouri											
TOTAL	1/0	1	3	3.0	0	3	3	14	4.7	0	10

SEASON HIGHS

- Rushes** 3 vs. Eastern Illinois (9/1/18)
- Rushing Yards** 14 vs. Eastern Illinois (9/1/18)
- Rushing Touchdowns** None
- Long Rush** 10 vs. Eastern Illinois (9/1/18)
- Receptions** 1 vs. Eastern Illinois (9/1/18)
- Receiving Yards** 3 vs. Eastern Illinois (9/1/18)
- Receiving Touchdowns** None
- Long Reception** 3 vs. Eastern Illinois (9/1/18)

CAREER HIGHS

- Rushes** 11 at Ole Miss (10/28/17)
- Rushing Yards** 119 vs. Coastal Carolina (11/4/17)
- Rushing Touchdowns** 1 (2x), last vs. Coastal Carolina (11/4/17)
- Long Rush** 88 vs. Coastal Carolina (11/4/17)
- Receptions** 1 vs. Coastal Carolina (11/4/17)
- Receiving Yards** 60 vs. Coastal Carolina (11/4/17)
- Receiving Touchdowns** 1 vs. Coastal Carolina (11/4/17)
- Long Reception** 60 vs. Coastal Carolina (11/4/17)



De'JON HARRIS

8

Linebacker | 6-0 | 244 | Junior
Harvey, La. | John Ehret HS

QUICK HITS

- Recorded the second-most tackles (9) against EIU, and forced first fumble since 10/8/16.
- Led team in tackles seven times last season, recording seven double-digit tackle games.
- Paced Arkansas with 115 tackles and finished third in the SEC in 2017.
- Paired with Dre Greenlaw to form one of 12 duos in FBS with 100+ tackles each in 2017.
- Named a preseason Butkus Award watch list member.

CAREER STATS

	GP/GS	UA	A	ToT	TFL-YDS	SCK-YDS	FF	FR-YDS	INT-YDS	QBH	BRUP
2016	12/0	18	19	37	2.0-8	1.0-6	1	0-0	0-0	0	0
2017	12/12	66	49	115	8.5-25	3.5-18	0	0-0	0-0	4	2
2018	1/1	4	5	9	0.0-0	0.0-0	1	0-0	0	0	0
TOTAL	25/13	88	73	161	10.5-33	4.5-24	2	0-0	0-0	4	2

GAME-BY-GAME STATS

	GP/GS	UA	A	ToT	TFL-YDS	SCK-YDS	FF	FR-YDS	INT-YDS	QBH	BRUP
EASTERN ILLINOIS	1/1	4	5	9	0.0-0	0.0-0	1	0-0	0	0	0
at Colorado State											
NORTH TEXAS											
at Auburn											
vs. Texas A&M											
ALABAMA											
OLE MISS											
TULSA											
VANDERBILT											
LSU											
at Mississippi State											
at Missouri											
TOTAL	1/1	4	5	9	0.0-0	0.0-0	1	0-0	0	0	0

SEASON HIGHS

- Tackles** 9 vs. Eastern Illinois (9/1/18)
- Tackles For Loss** None
- Sacks** None
- Interceptions** None
- Interception Return Yards** None
- QB Hurries** None
- Pass Breakups** None
- Forced Fumbles** 1 vs. Eastern Illinois (9/1/18)

CAREER HIGHS

- Tackles** 14 (2x) last vs. Missouri (11/24/17)
- Tackles For Loss** 2.0 (2x), last vs. Coastal Carolina (11/4/17)
- Sacks** 1 (4x) last vs. Missouri (11/24/17)
- Interceptions** None
- Interception Return Yards** None
- QB Hurries** 3 vs. Missouri (11/24/17)
- Pass Breakups** 1 (2x), last vs. New Mexico State (9/30/17)
- Forced Fumbles** 1 (2x) vs. Eastern Illinois (9/1/18)



CHASE HAYDEN

2

Running Back | 5-10 | 200 | Sophomore
 Memphis, Tenn. | Saint George's Independent School

QUICK HITS

- Was the first Arkansas true freshman with multiple rushing TDs in a game since 2011.
- His 120 yards against Florida A&M were the 14th-most by a true freshman in team history.
- The only true freshman to rush for 100+ yards and score a TD in week one last season.
- Led all freshmen in the SEC with four rushing TDs before his injury.
- Named a preseason Doak Walker Award watch list member.

CAREER STATS

	GP/GS	RUSHING				RECEIVING					
		ATT	YDS	AVG	TD	LNG	REC	YDS	AVG	TD	LNG
2017	7/0	61	326	5.3	4	40	1	23	23.0	0	23
2018	1/0	4	6	0.8	0	3	1	2	2.0	0	2
TOTAL	8/0	65	332	5.1	4	43	2	25	12.5	0	23

GAME-BY-GAME STATS

	GP/GS	RUSHING				RECEIVING					
		ATT	YDS	AVG	TD	LNG	REC	YDS	AVG	TD	LNG
EASTERN ILLINOIS	1/0	4	6	0.8	0	3	1	2	2.0	0	2
at Colorado State											
NORTH TEXAS											
at Auburn											
vs. Texas A&M											
ALABAMA											
OLE MISS											
TULSA											
VANDERBILT											
LSU											
at Mississippi State											
at Missouri											
TOTAL	1/0	4	6	0.8	0	3	1	2	2.0	0	2

SEASON HIGHS

Rushes	4 vs. Eastern Illinois (9/1/18)
Rushing Yards	6 vs. Eastern Illinois (9/1/18)
Rushing Touchdowns	None
Long Rush	3 vs. Eastern Illinois (9/1/18)
100-Yard Games	None
Receptions	1 vs. Eastern Illinois (9/1/18)
Receiving Yards	2 vs. Eastern Illinois (9/1/18)
Receiving Touchdowns	None
Long Reception	2 vs. Eastern Illinois (9/1/18)

CAREER HIGHS

Rushes	14 vs. Florida A&M (8/31/17)
Rushing Yards	120 vs. Florida A&M (8/31/17)
Rushing Touchdowns	2 vs. New Mexico State (9/30/17)
Long Rush	40 vs. Auburn (10/21/17)
100-Yard Games	1, 120 vs. Florida A&M (8/31/17)
Receptions	1 vs. Auburn (10/21/17)
Receiving Yards	23 vs. Auburn (10/21/17)
Receiving Touchdowns	None
Long Reception	23 vs. Auburn (10/21/17)



HAYDEN HENRY

27

Linebacker | 6-2 | 222 | Sophomore
 Little Rock, Ark. | Pulaski Academy

QUICK HITS

- Earned a scholarship following the conclusion of the 2017 season.
- Saw action in all 12 games and played a key role on special teams, recording three tackles.
- Rated a three-star recruit by 247Sports and ranked as the No. 13 player in the state.
- Recorded a tackle in back-to-back games for the first time to end the season.

CAREER STATS

	GP/GS	UA	A	ToT	TFL-YDS	SCK-YDS	FF	FR-YDS	INT-YDS	QBH	BRUP
2017	12/0	3	0	3	0.0-0	0.0-0	0	0-0	0-0	0	0
2018	1/0	1	2	3	0.0-0	0.0-0	0	0-0	0-0	0	0
TOTAL	13	4	2	6	0.0-0	0.0-0	0	0-0	0-0	0	0

GAME-BY-GAME STATS

	GP/GS	UA	A	ToT	TFL-YDS	SCK-YDS	FF	FR-YDS	INT-YDS	QBH	BRUP
EASTERN ILLINOIS	1/0	1	2	3	0.0-0	0.0-0	0	0-0	0-0	0	0
at Colorado State											
NORTH TEXAS											
at Auburn											
vs. Texas A&M											
ALABAMA											
OLE MISS											
TULSA											
VANDERBILT											
LSU											
at Mississippi State											
at Missouri											
TOTAL	1/0	1	2	3	0.0-0	0.0-0	0	0-0	0-0	0	0

SEASON HIGHS

Tackles	3 vs. Eastern Illinois (9/1/18)
Tackles For Loss	None
Sacks	None
Interceptions	None
Interception Return Yards	None
QB Hurries	None
Pass Breakups	None
Forced Fumbles	None

CAREER HIGHS

Tackles	3 vs. Eastern Illinois (9/1/18)
Tackles For Loss	None
Sacks	None
Interceptions	None
Interception Return Yards	None
QB Hurries	None
Pass Breakups	None
Forced Fumbles	None

GAME 2 COLORADO STATE



BLAKE JOHNSON

18

Punter | 6-1 | 182 | Junior
Long Beach, Calif | Los Alamitos HS

QUICK KICKS

- Pinned opponents inside the 20 16 times, while recording just three touchbacks.
- 26 of his 61 (.426) punts have been fair caught in his career.
- Booted two 50+ yard punts against Texas A&M (9/23/17), recording five total in 2017.
- Averaged 36.6 yards a punt in 2017.

CAREER STATS

	GP	NO	YDS	LNG	BLKD	TB	FC	50+	INSIDE 20
2016	1	2	94	48	0	0	2	0	1
2017	12	59	2,277	60	0	3	24	5	16
2018	1	4	122	44	0	0	2	0	2
TOTAL	14	65	2,493	60	0	3	28	5	19

GAME-BY-GAME STATS

	GP	NO	YDS	LNG	BLKD	TB	FC	50+	INSIDE 20
EASTERN ILLINOIS	1	4	122	44	0	0	2	0	2
at Colorado State									
NORTH TEXAS									
at Auburn									
vs. Texas A&M									
ALABAMA									
OLE MISS									
TULSA									
VANDERBILT									
LSU									
at Mississippi State									
at Missouri									
TOTAL	1	4	122	44	0	0	2	0	2

SEASON HIGHS

Punts.....4 vs. Eastern Illinois (9/1/18)
Longest Punt.....44 vs. Eastern Illinois (9/1/18)
Highest Average.....30.5 vs. Eastern Illinois (9/1/18)
Fair Catches.....2 vs. Eastern Illinois (9/1/18)
Most 50+.....None
Inside 20.....2 vs. Eastern Illinois (9/1/18)

CAREER HIGHS

Punts.....8 at Alabama (10/14/17)
Longest Punt.....60 vs. Auburn (10/21/17)
Highest Average.....47.0 vs. Alcorn State (10/1/16)
Fair Catches.....5 vs. Texas A&M (9/23/17)
Most 50+.....2 vs. Texas A&M (9/23/17)
Inside 20.....3 at Alabama (10/14/17)



JORDAN JONES

10

Wide Receiver | 6-1 | 180 | Sophomore
Smackover, Ark. | Smackover HS

QUICK HITS

- Last three receptions have been for 57 yards, 65 yards and 57 yards.
- 132 rec. yards is second-most in the SEC through week one, 1-of-6 WR to have multiple TDs.
- Finished 2nd on the team in catches over 15+ yards (13), and third in first-down catches (14)
- His 65-yard reception against Missouri was Arkansas' longest reception of the season.
- Was the only Arkansas player with multiple catches of 50+ yards in 2017.

CAREER STATS

	RECEIVING					RUSHING					
	GP/GS	REC	YDS	AVG	TD	LNG	ATT	YDS	AVG	TD	LNG
2017	12/6	21	401	19.1	3	65	8	88	11.0	0	30
2018	1/0	5	132	26.4	2	57	0	0	0.0	0	0
TOTAL	13/6	26	533	20.5	5	65	8	88	11.0	0	30

GAME-BY-GAME STATS

	RECEIVING					RUSHING					
	GP/GS	REC	YDS	AVG	TD	LNG	ATT	YDS	AVG	TD	LNG
EASTERN ILLINOIS	1/0	5	132	26.4	2	57	0	0	0.0	0	0
at Colorado State											
NORTH TEXAS											
at Auburn											
vs. Texas A&M											
ALABAMA											
OLE MISS											
TULSA											
VANDERBILT											
LSU											
at Mississippi State											
at Missouri											
TOTAL	1/0	5	132	26.4	2	57	0	0	0.0	0	0

SEASON HIGHS

Receptions.....5 vs. Eastern Illinois (9/1/18)
Receiving Yards.....132 vs. Eastern Illinois (9/1/18)
Receiving Touchdowns.....2 vs. Eastern Illinois (9/1/18)
Long Reception.....57 vs. Eastern Illinois (9/1/18)
Rushes.....None
Rushing Yards.....None
Rushing Touchdowns.....None
Long Rush.....None

CAREER HIGHS

Receptions.....5 vs. Eastern Illinois (9/1/18)
Receiving Yards.....132 vs. Eastern Illinois (9/1/18)
Receiving Touchdowns.....2 vs. Eastern Illinois (9/1/18)
Long Reception.....65 vs. Missouri (11/24/17)
Rushes.....2 vs. Texas A&M (9/23/17)
Rushing Yards.....50 vs. Texas A&M (9/23/17)
Rushing Touchdowns.....None
Long Rush.....30 vs. Texas A&M (9/23/17)



RYAN PULLEY

11

Defensive Back | 5-11 | 198 | Junior
Fort Myers, Fla. | Island Coast HS

QUICK HITS

- Suffered a right pectoral injury and missed most of the 2017 season.
- Started 13-consecutive games prior to injury, recording 13 PBUs and two INTs.
- 10 pass breakups came against Power 5 opponents and recorded at least one in 9 games.
- Broke up a career high four passes against TCU in 2016.
- Recorded his first pick-six against Texas State (9/17/16).

CAREER STATS

	GP/GS	UA	A	ToT	TFL-YDS	SCK-YDS	FF	FR-YDS	INT-YDS	QBH	BRUP
2015	10/1	6	4	10	0.0-0	0.0-0	0	0-0	1-8	0	2
2016	13/12	33	14	47	0.5-0	0.0-0	0	1-0	2-75	0	13
2017	1/1	1	0	1	0.0-0	0.0-0	0	0-0	0-0	0	0
2018	1/1	2	1	3	0.0-0	0.0-0	0	0-0	0-0	0	0
TOTAL	25/15	42	19	61	0.5-0	0.0-0	0	1-0	3-83	0	15

GAME-BY-GAME STATS

	GP/GS	UA	A	ToT	TFL-YDS	SCK-YDS	FF	FR-YDS	INT-YDS	QBH	BRUP
EASTERN ILLINOIS	1/1	2	1	3	0.0-0	0.0-0	0	0-0	0-0	0	0
at Colorado State											
NORTH TEXAS											
at Auburn											
vs. Texas A&M											
ALABAMA											
OLE MISS											
TULSA											
VANDERBILT											
LSU											
at Mississippi State											
at Missouri											
TOTAL	1/1	2	1	3	0.0-0	0.0-0	0	0-0	0-0	0	0

SEASON HIGHS

Tackles 3 vs. Eastern Illinois (9/1/18)
Tackles For Loss None
Sacks None
Interceptions None
Interception Return Yards None
QB Hurries None
Pass Breakups None
Forced Fumbles None
Fumble Recoveries None

CAREER HIGHS

Tackles 7 at Missouri (11/24/16)
Tackles For Loss 0.5 vs. LSU (11/12/16)
Sacks None
Interceptions 1 (2x), last vs. Virginia Tech (12/29/16)
Interception Return Yards 50 vs. Virginia Tech (12/29/16)
QB Hurries None
Pass Breakups 3 at TCU (9/10/16)
Forced Fumbles None
Fumble Recoveries None



SANTOS RAMIREZ

9

Defensive Back | 6-2 | 204 | Senior
Shreveport, La. | Evangel Christian Academy

QUICK HITS

- In 2017, finished third on the team and first among DBs in tackles (63).
- Led the team and tied for fourth in the SEC in forced fumbles (3).
- Enters the 2018 campaign with 5 career FF, the most since Tenarius Wright (2008-2012).
- Forced and recovered a key fumble and broke up a pass against Ole Miss (10/28/17).
- One of 3 players in the FBS to record at least 60 tackles, an INT, 8 PBUs and 3 FF in 2017.

CAREER STATS

	GP/GS	UA	A	ToT	TFL-YDS	SCK-YDS	FF	FR-YDS	INT-YDS	QBH	BRUP
2015	12/3	22	13	35	0.0-0	0.0-0	0	0-0	1-18	0	3
2016	12/7	30	13	43	0.0-0	0.0-0	2	0-0	1-24	0	2
2017	12/12	34	29	63	2.0-4	0.0-0	3	1-0	1-16	0	8
2018	1/1	5	1	6	0.0-0	0.0-0	0	1-0	0	0	0
TOTAL	37/23	91	56	147	2.0-4	0.0-0	5	1-0	3-58	0	13

GAME-BY-GAME STATS

	GP/GS	UA	A	ToT	TFL-YDS	SCK-YDS	FF	FR-YDS	INT-YDS	QBH	BRUP
EASTERN ILLINOIS	1/1	5	1	6	0.0-0	0.0-0	0	1-0	0	0	0
at Colorado State											
NORTH TEXAS											
at Auburn											
vs. Texas A&M											
ALABAMA											
OLE MISS											
TULSA											
VANDERBILT											
LSU											
at Mississippi State											
at Missouri											
TOTAL	1/1	5	1	6	0.0-0	0.0-0	0	1-0	0	0	0

SEASON HIGHS

Tackles 6 vs. Eastern Illinois (9/1/18)
Tackles For Loss None
Sacks None
Interceptions None
Interception Return Yards None
QB Hurries None
Pass Breakups None
Forced Fumbles None
Fumble Recoveries 1 vs. Eastern Illinois (9/1/18)

CAREER HIGHS

Tackles 10 at Ole Miss (10/28/17)
Tackles For Loss 1 vs. New Mexico State (9/30/17)
Sacks None
Interceptions 1 (3x), last vs. TCU (9/9/17)
Interception Return Yards 24 vs. Florida (11/5/16)
QB Hurries None
Pass Breakups 2 (3x) last vs. Coastal Carolina (11/4/17)
Forced Fumbles 1 (4x) last at Ole Miss (10/28/17)
Fumble Recoveries 1 (2x) last vs. Eastern Illinois (9/1/18)

GAME 2 COLORADO STATE



CHEYENNE O'GRADY

85

Tight End | 6-4 | 251 | Junior
Fayetteville, Ark. | Fayetteville HS

QUICK HITS

- Led all tight ends on the team in receptions (21) and TD catches (2) in 2017.
- 10 receptions went for a first down and five gained 15+ yards last season.
- High school teammates with Dre Greenlaw.
- Son of Larry Marks, who was a three-year letterwinner on Arkansas' basketball team from 1988-90.

CAREER STATS

	GP/GS	RECEIVING				RUSHING					
		REC	YDS	AVG	TD	LNG	ATT	YDS	AVG	TD	LNG
2016	8/0	3	63	21.0	1	28	0	0	0.0	0	0
2017	11/1	21	132	6.3	2	19	0	0	0.0	0	0
2018	-/-	-	-	-	-	-	-	-	-	-	-
TOTAL	19/1	24	195	8.1	3	28	0	0	0.0	0	0

GAME-BY-GAME STATS

	GP/GS	RECEIVING				RUSHING					
		REC	YDS	AVG	TD	LNG	ATT	YDS	AVG	TD	LNG
EASTERN ILLINOIS	-/-	-	-	-	-	-	-	-	-	-	-
at Colorado State											
NORTH TEXAS											
at Auburn											
vs. Texas A&M											
ALABAMA											
OLE MISS											
TULSA											
VANDERBILT											
LSU											
at Mississippi State											
at Missouri											
TOTAL	-/-	-	-	-	-	-	-	-	-	-	-

SEASON HIGHS

Receptions	None
Receiving Yards	None
Receiving Touchdowns	None
Long Reception	None

CAREER HIGHS

Receptions	4 at Alabama (10/14/17)
Receiving Yards	40 vs. Virginia Tech (12/29/16)
Receiving Touchdowns	1 (3x), last at Ole Miss (10/28/17)
Long Reception	28 vs. Virginia Tech (12/29/16)



La'MICHAEL PETTWAY

16

Wide Receiver | 6-2 | 219 | Junior
Nashville, Ark. | Nashville HS

QUICK HITS

- Surpassed last year's receiving yard total in game one against EIU (9/1/18).
- One of six players in the SEC with two touchdowns in a game through week one.
- Recorded career highs in receptions, yards, TDs and long reception against EIU.
- Game against EIU was his first career game with multiple receptions.
- Made his first career start against Florida A&M in the season opener last year.

CAREER STATS

	GP/GS	RECEIVING				RUSHING					
		REC	YDS	AVG	TD	LNG	ATT	YDS	AVG	TD	LNG
2016	10/0	1	10	10.0	1	10	0	0	0.0	0	0
2017	9/3	6	92	15.3	0	25	0	0	0.0	0	0
2018	1/0	5	93	18.6	2	48	0	0	0.0	0	0
TOTAL	20/3	12	195	16.2	2	48	0	0	0.0	0	0

GAME-BY-GAME STATS

	GP/GS	RECEIVING				RUSHING					
		REC	YDS	AVG	TD	LNG	ATT	YDS	AVG	TD	LNG
EASTERN ILLINOIS	1/0	5	93	18.6	2	48	0	0	0.0	0	0
at Colorado State											
NORTH TEXAS											
at Auburn											
vs. Texas A&M											
ALABAMA											
OLE MISS											
TULSA											
VANDERBILT											
LSU											
at Mississippi State											
at Missouri											
TOTAL	1/0	5	93	18.6	2	48	0	0	0.0	0	0

SEASON HIGHS

Receptions	5 vs. Eastern Illinois (9/1/18)
Receiving Yards	93 vs. Eastern Illinois (9/1/18)
Receiving Touchdowns	2 vs. Eastern Illinois (9/1/18)
Long Reception	48 vs. Eastern Illinois (9/1/18)

CAREER HIGHS

Receptions	5 vs. Eastern Illinois (9/1/18)
Receiving Yards	93 vs. Eastern Illinois (9/1/18)
Receiving Touchdowns	2 vs. Eastern Illinois (9/1/18)
Long Reception	48 vs. Eastern Illinois (9/1/18)



COLE KELLEY

15

Quarterback | 6-7 | 258 | Sophomore
Lafayette, La. | Teurlings Catholic HS



GRANT MORGAN

31

Linebacker | 5-11 | 220 | Sophomore
Greenwood HS | Greenwood, Ark.

QUICK HITS

- Threw for a TD in 7 of 10 games played, including in 4 of 6 SEC contests.
- 8 TD passes were the second-most in a season by an Arkansas freshman in the SEC era.
- Totaled 692 passing yards in October 2017, the third most in the SEC during the month.
- Completed 13-of-18 (.722) passes for 74 yards and 5 touchdowns in the redzone in 2017.
- The first freshman QB at Arkansas since 2006 to defeat an SEC team on the road.

CAREER STATS

	PASSING								RUSHING				
	GP/GS	COMP	ATT	PCT	YDS	TD	INT	LNG	ATT	YDS	AVG	TD	LNG
2017	9/4	87	151	57.6	1,038	8	4	60	53	74	1.4	2	15
2018	1/1	9	12	75.0	92	1	0	42	3	4	1.33	0	2
TOTAL	10/5	96	163	58.9	1,130	8	4	60	56	78	1.4	2	15

GAME-BY-GAME STATS

	PASSING								RUSHING				
	GP/GS	COMP	ATT	PCT	YDS	TD	INT	LNG	ATT	YDS	AVG	TD	LNG
EASTERN ILLINOIS	1/1	9	12	75.0	92	1	0	42	3	4	1.33	0	2
at Colorado State													
NORTH TEXAS													
at Auburn													
vs. Texas A&M													
ALABAMA													
OLE MISS													
TULSA													
VANDERBILT													
LSU													
at Mississippi State													
at Missouri													
TOTAL	1/1	9	12	75.0	92	1	0	42	3	4	1.33	0	2

SEASON HIGHS

Pass Attempts12 vs. Eastern Illinois (9/1/18)
Completions9 vs. Eastern Illinois (9/1/18)
Pass Yards92 vs. Eastern Illinois (9/1/18)
Pass TDs42 vs. Eastern Illinois (9/1/18)
Long Pass60 vs. Coastal Carolina (11/4/17)
Completion %75.0 vs. Eastern Illinois (9/1/18)
Rushes3 vs. Eastern Illinois (9/1/18)
Rush Yards4 vs. Eastern Illinois (9/1/18)
Rush TDsNone
Long Rush2 vs. Eastern Illinois (9/1/18)

CAREER HIGHS

Pass Attempts42 at Alabama (10/14/17)
Completions23 at Alabama (10/14/17)
Pass Yards200 at Alabama (10/14/17)
Pass TDs3 at Ole Miss (10/28/17)
Long Pass46 at Alabama (10/14/17)
Completion %75.0 vs. Eastern Illinois (9/1/18)
Rushes15 vs. Auburn (10/21/17)
Rush Yards23 at South Carolina (10/7/17)
Rush TDs1 at Ole Miss (10/28/17)
Long Rush15 at Ole Miss (10/28/17)

QUICK HITS

- Recorded three-plus tackles in 10 of his first 13 collegiate appearances.
- Tied for the team lead in tackles (5) against Florida A&M (8/31/17) in his collegiate debut.
- Recorded his first multi-tackle for loss game against Mississippi State, including 1.0 sack.
- Recorded four tackles including one for loss and a forced fumble against No. 21 Auburn.
- Played a season-high 58 snaps against Missouri, recording a career high eight tackles.

CAREER STATS

	GP/GS	UA	A	ToT	TFL-YDS	SCK-YDS	FF	FR-YDS	INT-YDS	QBH	BRUP
2017	12/0	22	16	38	3.5-15	1.0-9	1	0-0	0-0	2	2
2018	1/0	1	4	5	0.5-1	0.0-0	0	0-0	0-0	0	1
TOTAL	13/0	23	20	43	4.0-16	1.0-9	1	0-0	0-0	2	3

GAME-BY-GAME STATS

	GP/GS	UA	A	ToT	TFL-YDS	SCK-YDS	FF	FR-YDS	INT-YDS	QBH	BRUP
EASTERN ILLINOIS	1/0	1	4	5	0.5-1	0.0-0	0	0-0	0-0	0	1
at Colorado State											
NORTH TEXAS											
at Auburn											
vs. Texas A&M											
ALABAMA											
OLE MISS											
TULSA											
VANDERBILT											
LSU											
at Mississippi State											
at Missouri											
TOTAL	1/0	1	4	5	0.5-1	0.0-0	0	0-0	0-0	0	1

SEASON HIGHS

Tackles5 vs. Eastern Illinois (9/1/18)
Tackles For Loss0.5 vs. Eastern Illinois (9/1/18)
SacksNone
InterceptionsNone
Interception Return YardsNone
QB HurriesNone
Pass Breakups1 vs. Eastern Illinois (9/1/18)
Forced FumblesNone
Fumble RecoveriesNone

CAREER HIGHS

Tackles For Loss2.0 vs. Mississippi State (11/18/17)
Sacks1.0 vs. Mississippi State (11/18/17)
InterceptionsNone
Interception Return YardsNone
QB Hurries1 (2x) last vs. Missouri (11/24/17)
Pass Breakups1 (3x) last vs. Eastern Illinois (9/1/18)
Forced Fumbles1 vs. Auburn (10/21/17)
Fumble RecoveriesNone



BUMPER POOL

16

Linebacker | 6-2 | 223 | Freshman
Lucas, Texas | Lovejoy HS

QUICK HITS

- 60-yard fumble return is Arkansas' longest since Jerry Franklin's 94-yard return in 2011.
- Tied for the third-most tackles on team in debut against EIU (9/1/18).
- Four-star recruit that chose Arkansas over Alabama, LSU, Texas A&M and others.

CAREER STATS

	GP/GS	UA	A	ToT	TFL-YDS	SCK-YDS	FF	FR-YDS	INT-YDS	QBH	BRUP
2018	1/0	2	4	6	0.0-0	0.0-0	0	1-60	0-0	0	0
TOTAL	1/0	2	4	6	0.0-0	0.0-0	0	1-60	0-0	0	0

GAME-BY-GAME STATS

	GP/GS	UA	A	ToT	TFL-YDS	SCK-YDS	FF	FR-YDS	INT-YDS	QBH	BRUP
EASTERN ILLINOIS	1/0	2	4	6	0.0-0	0.0-0	0	1-60	0-0	0	0
at Colorado State											
NORTH TEXAS											
at Auburn											
vs. Texas A&M											
ALABAMA											
OLE MISS											
TULSA											
VANDERBILT											
LSU											
at Mississippi State											
at Missouri											
TOTAL	1/0	2	4	6	0.0-0	0.0-0	0	1-60	0-0	0	0

SEASON HIGHS

Tackles 6 vs. Eastern Illinois (9/1/18)
 Tackles For Loss None
 Sacks None
 Interceptions None
 Interception Return Yards None
 QB Hurries None
 Pass Breakups None
 Forced Fumbles None
 Fumble Recoveries 1 vs. Eastern Illinois (9/1/18)

CAREER HIGHS

Tackles 6 vs. Eastern Illinois (9/1/18)
 Tackles For Loss None
 Sacks None
 Interceptions None
 Interception Return Yards None
 QB Hurries None
 Pass Breakups None
 Forced Fumbles None
 Fumble Recoveries 1 vs. Eastern Illinois (9/1/18)



RANDY RAMSEY

10

Defensive Line | 6-4 | 236 | Senior
Ft. Lauderdale, Fla. | Dillard HS

QUICK HITS

- 38 of 42 tackles and 4.5 of 5.5 TFLs came against Power 5 opponents.
- Led the team with six QBHs, with five coming in SEC Contests.
- Logged his first career sack against Florida A&M (8/31/17).
- Recorded a career high nine tackles in a comeback win against Ole Miss (10/28/17).
- Made at least 1.0 tackle for loss in four games, had 1.0 sack in two games.

CAREER STATS

	GP/GS	UA	A	ToT	TFL-YDS	SCK-YDS	FF	FR-YDS	INT-YDS	QBH	BRUP
2014	7/1	5	3	8	0.5-1	0.0-0	0	0-0	0-0	0	0
2016	12/3	13	10	23	5.5-32	2.5-20	3	1-0	0-0	4	0
2017	12/8	20	22	42	5.5-18	2.0-13	1	0-0	0-0	6	2
2018	-/-	-	-	-	-	-	-	-	-	-	-
TOTAL	31/12	38	35	73	11.5-51	4.5-33	4	1-0	0-0	10	2

GAME-BY-GAME STATS

	GP/GS	UA	A	ToT	TFL-YDS	SCK-YDS	FF	FR-YDS	INT-YDS	QBH	BRUP
EASTERN ILLINOIS	-/-	-	-	-	-	-	-	-	-	-	-
at Colorado State											
NORTH TEXAS											
at Auburn											
vs. Texas A&M											
ALABAMA											
OLE MISS											
TULSA											
VANDERBILT											
LSU											
at Mississippi State											
at Missouri											
TOTAL	-/-	-	-	-	-	-	-	-	-	-	-

SEASON HIGHS

Tackles None
 Tackles For Loss None
 Sacks None
 Interceptions None
 Interception Return Yards None
 QB Hurries None
 Pass Breakups None
 Forced Fumbles None

CAREER HIGHS

Tackles 9 vs. Ole Miss (10/28/17)
 Tackles For Loss 1.5 (3x) last vs LSU (11/11/17)
 Sacks 1.0 (4x) last vs LSU (11/11/17)
 Interceptions None
 Interception Return Yards None
 QB Hurries 1 (6x) last vs. Missouri (11/24/17)
 Pass Breakups 1 (2x) last vs Mississippi State (11/17/17)
 Forced Fumbles 1 (4x) last vs. Coastal Carolina (11/4/17)

GAME 2 COLORADO STATE



KEVIN RICHARDSON

30

Defensive Back | 5-11 | 180 | Senior
Jacksonville, Ark. | Jacksonville HS



QUICK HITS

- Totaled a career-best 50 tackles with 0.5 for loss last season.
- Tied for the team lead in interceptions (3), breaking up four passes in 2017.
- Recorded three picks in four games, the most in a four game stretch by a Hog since 2011.
- Ended Jalen Hurts' streak of 206 passes thrown without an interception last season.
- Finished the year with 17 tackles over the final two games.

CAREER STATS

	GP/GS	UA	A	ToT	TFL-YDS	SCK-YDS	FF	FR-YDS	INT-YDS	QBH	BRUP
2014	13/0	5	3	8	0.0-0	0.0-0	0	0-0	0-0	1	0
2015	13/5	22	22	44	0.0-0	0.0-0	0	0-0	1-0	0	3
2016	1/1	2	5	7	0.0-0	0.0-0	0	0-0	0-0	0	0
2017	12/9	21	29	50	0.5-1	0.0-0	0	1-22	3-7	0	4
2018	-/-	-	-	-	-	-	-	-	-	-	-
TOTAL	39/15	50	59	109	0.5-1	0.0-0	0	1-22	4-7	1	7

GAME-BY-GAME STATS

	GP/GS	UA	A	ToT	TFL-YDS	SCK-YDS	FF	FR-YDS	INT-YDS	QBH	BRUP
EASTERN ILLINOIS	-/-	-	-	-	-	-	-	-	-	-	-
at Colorado State											
NORTH TEXAS											
at Auburn											
vs. Texas A&M											
ALABAMA											
OLE MISS											
TULSA											
VANDERBILT											
LSU											
at Mississippi State											
at Missouri											
TOTAL	12/9	21	29	50	0.5-1	0.0-0	0	1-22	3-7	0	4

SEASON HIGHS

Tackles	None
Tackles For Loss	None
Sacks	None
Interceptions	None
Interception Return Yards	None
QB Hurries	None
Pass Breakups	None
Forced Fumbles	None
Fumble Recoveries	None

CAREER HIGHS

Tackles	10 (2x), last vs. Mississippi State (11/21/15)
Tackles For Loss	None
Sacks	None
Interceptions	1 (4x) last vs. Auburn (10/21/17)
Interception Return Yards	7 vs. Auburn (10/21/17)
QB Hurries	1 vs. UAB (10/25/14)
Pass Breakups	3 vs. Mississippi State (11/21/1)
Forced Fumbles	None
Fumble Recoveries	1 vs. Ole Miss (10/28/17)



T.J. SMITH

52

Defensive Line | 6-3 | 304 | Senior
Moultrie, Ga. | Colquitt County HS

QUICK HITS

- Started all 12 games in 2017, finishing as one of five Arkansas players with multiple sacks.
- His three hurries tied for the most from a defensive lineman in 2017.
- Recorded a career high five tackles against Ole Miss (10/27/17)
- All four tackles for loss and two sacks came away from home in SEC competition.
- Recorded 2.0 TFLs, 1.0 sack, a FF and a QBH in a career day against South Carolina.

CAREER STATS

	GP/GS	UA	A	ToT	TFL-YDS	SCK-YDS	FF	FR-YDS	INT-YDS	QBH	BRUP
2016	5/0	1	3	4	1.5-3	0.0-0	0	0-0	0-0	0	0
2017	12/12	10	16	26	4.0-17	2.0-15	1	0-0	0-0	3	0
2018	1/1	1	2	3	0.5-1	0.0-0	0	0-0	0-0	0	0
TOTAL	18/13	12	21	233	6.0-21	2.0-15	1	0-0	0-0	3	0

GAME-BY-GAME STATS

	GP/GS	UA	A	ToT	TFL-YDS	SCK-YDS	FF	FR-YDS	INT-YDS	QBH	BRUP
EASTERN ILLINOIS	1/1	1	2	3	0.5-1	0.0-0	0	0-0	0-0	0	0
at Colorado State											
NORTH TEXAS											
at Auburn											
vs. Texas A&M											
ALABAMA											
OLE MISS											
TULSA											
VANDERBILT											
LSU											
at Mississippi State											
at Missouri											
TOTAL	1/1	1	2	3	0.5-1	0.0-0	0	0-0	0-0	0	0

SEASON HIGHS

Tackles	3 vs. Eastern Illinois (9/1/18)
Tackles For Loss	0.5 vs. Eastern Illinois (9/1/18)
Sacks	None
Interceptions	None
Interception Return Yards	None
QB Hurries	None
Pass Breakups	None
Forced Fumbles	None
Fumble Recoveries	None

CAREER HIGHS

Tackles	5 at Ole Miss (10/28/17)
Tackles For Loss	2.0 at South Carolina (10/7/17)
Sacks	1.0 (2x) last at LSU (11/11/17)
Interceptions	None
Interception Return Yards	None
QB Hurries	1 (3x) last vs. Coastal Carolina (11/4/17)
Pass Breakups	None
Forced Fumbles	1 at South Carolina (10/7/17)
Fumble Recoveries	None

GAME 2 COLORADO STATE



DEON STEWART

13

Wide Receiver | 5-11 | 161 | Junior
Hardy, Ark. | Highland HS

QUICK HITS

- Finished second on the team in receptions (33), receiving yards (404) and TD catches (3).
- Had a catch in 11 games and multiple catches in eight games.
- Recorded multiple catches in five of the last seven SEC contests.
- Tied for the team lead in 15+yard catches (13).
- 7 of 8 catches on third down resulted in a first down.

CAREER STATS

	GP/GS	RECEIVING				RUSHING					
		REC	YDS	AVG	TD	LNG	ATT	YDS	AVG	TD	LNG
2016	12/0	2	34	17.0	0	19	2	9	4.5	0	5
2017	10/5	25	297	11.9	3	38	6	6	1.0	0	4
2018	1/0	1	0	0.0	0	0	0	0	0.0	0	0
TOTAL	23/5	28	331	12.3	3	38	8	15	1.9	0	5

GAME-BY-GAME STATS


	GP/GS	RECEIVING				RUSHING					
		REC	YDS	AVG	TD	LNG	ATT	YDS	AVG	TD	LNG
EASTERN ILLINOIS	1/0	1	0	0.0	0	0	0	0	0.0	0	0
at Colorado State											
NORTH TEXAS											
at Auburn											
vs. Texas A&M											
ALABAMA											
OLE MISS											
TULSA											
VANDERBILT											
LSU											
at Mississippi State											
at Missouri											
TOTAL	1/0	1	0	0.0	0	0	0	0	0.0	0	0

SEASON HIGHS

Receptions	1 vs. Eastern Illinois (9/1/18)
Receiving Yards	None
Receiving Touchdowns	None
Long Reception	None
Rushes	None
Rushing Yards	None
Rushing Touchdowns	None
Long Rush	None
Kick Returns	None
Kick Return Yards	None
Kick Return Touchdowns	None

CAREER HIGHS

Receptions	6 (2x) last vs Missouri (11/24/17)
Receiving Yards	71 vs. New Mexico State (9/30/17)
Receiving Touchdowns	1 (3x), last at Ole Miss (10/28/17)
Long Reception	38 vs. New Mexico State (9/30/17)
Rushes	2 vs. Auburn (10/21/17)
Rushing Yards	5 vs. Virginia Tech (12/29/16)
Rushing Touchdowns	None
Long Rush	5 vs. Virginia Tech (12/29/16)
Kick Returns	7 vs. LSU (11/12/16)
Kick Return Yards	119 at Missouri (11/25/16)
Kick Return Touchdowns	None



TY STOREY

4

Quarterback | 6-2 | 215 | Junior
Charleston, Ark. | Charleston HS



QUICK HITS

- Recorded 261 yards and accounted for four total touchdowns against EIU (9/1/18).
- Posted his first passing statistics since Oct. 22, 2016 against Auburn in opener.
- Three-time SEC Academic Honor Roll member.
- Four-star recruit and early enrollee in 2015 before redshirting in first year.

CAREER STATS

	GP/GS	PASSING							RUSHING				
		COMP	ATT	PCT	YDS	TD	INT	LNG	ATT	YDS	AVG	TD	LNG
2016	3/0	1	4	25.0	3	0	0	3	2	-17	-8.5	0	0
2017	2/0	0	0	0.0	0	0	0	0	1	-5	-5	0	0
2018	1/0	12	17	70.5	261	3	0	57	3	15	5.0	1	10
TOTAL	6/0	13	21	61.9	264	3	0	57	6	-7	-2.3	1	10

GAME-BY-GAME STATS

	GP/GS	PASSING							RUSHING				
		COMP	ATT	PCT	YDS	TD	INT	LNG	ATT	YDS	AVG	TD	LNG
EASTERN ILLINOIS	1/0	12	17	70.5	261	3	0	57	3	15	5.0	1	10
at Colorado State													
NORTH TEXAS													
at Auburn													
vs. Texas A&M													
ALABAMA													
OLE MISS													
TULSA													
VANDERBILT													
LSU													
at Mississippi State													
at Missouri													
TOTAL	1/0	12	17	70.5	261	3	0	57	3	15	5.0	1	10

SEASON HIGHS

Pass Attempts	17 vs. Eastern Illinois (9/1/18)
Completions	12 vs. Eastern Illinois (9/1/18)
Pass Yards	261 vs. Eastern Illinois (9/1/18)
Pass TDs	3 vs. Eastern Illinois (9/1/18)
Long Pass	57 vs. Eastern Illinois (9/1/18)
Completion %	70.5 vs. Eastern Illinois (9/1/18)
Rushes	3 vs. Eastern Illinois (9/1/18)
Rush Yards	15 vs. Eastern Illinois (9/1/18)
Rush TDs	1 vs. Eastern Illinois (9/1/18)
Long Rush	10 vs. Eastern Illinois (9/1/18)

CAREER HIGHS

Pass Attempts	17 vs. Eastern Illinois (9/1/18)
Completions	12 vs. Eastern Illinois (9/1/18)
Pass Yards	261 vs. Eastern Illinois (9/1/18)
Pass TDs	3 vs. Eastern Illinois (9/1/18)
Long Pass	57 vs. Eastern Illinois (9/1/18)
Completion %	70.5 vs. Eastern Illinois (9/1/18)
Rushes	3 vs. Eastern Illinois (9/1/18)
Rush Yards	15 vs. Eastern Illinois (9/1/18)
Rush TDs	1 vs. Eastern Illinois (9/1/18)
Long Rush	10 vs. Eastern Illinois (9/1/18)



De'VION WARREN

9

Wide Receiver | 5-10 | 180 | Sophomore
Monroe, La. | Ouachita Parish HS

QUICK HITS

- Led the SEC and ranked 13th nationally with a 26.38 kickoff return average.
- His 765 yards returning kicks ranks third in single-season school history.
- Led SEC with four 40-plus yard kickoff returns, longest was a 100-yard TD against Auburn.
- Became the first Razorback since 2014 to return a kickoff for a touchdown.
- 100-yard kickoff return was the longest for a score since Felix Jones' 100-yard TD in 2006.

CAREER STATS

	RECEIVING					RUSHING					KICK RETURN				
	GP/GS	REC	YDS	AVG	TD	LNG	ATT	YDS	AVG	TD	LNG	RET	YDS	TD	LNG
2017	12/0	1	5	5.0	0	5	2	10	5.0	0	6	29	765	1	100
2018	1/0	0	0	0.0	0	0	0	0	0.0	0	0	4	102	0	34
TOTAL	12/0	1	5	5.0	0	5	2	10	5.0	0	6	33	867	1	100

GAME-BY-GAME STATS

	RECEIVING					RUSHING					KICK RETURN				
	GP/GS	REC	YDS	AVG	TD	LNG	ATT	YDS	AVG	TD	LNG	RET	YDS	TD	LNG
EASTERN ILLINOIS	1/0	0	0	0.0	0	0	0	0	0.0	0	0	4	102	0	34
at Colorado State															
NORTH TEXAS															
at Auburn															
vs. Texas A&M															
ALABAMA															
OLE MISS															
TULSA															
VANDERBILT															
LSU															
at Mississippi State															
at Missouri															
TOTAL	1/0	0	0	0.0	0	0	0	0	0.0	0	0	4	102	0	34

SEASON HIGHS

Kickoff Returns 4 vs. Eastern Illinois (9/1/18)
 Kickoff Return Yards 102 vs. Eastern Illinois (9/1/18)
 Kickoff Return Touchdowns None

CAREER HIGHS

Kickoff Returns 5 (2x), last vs. Coastal Carolina (11/4/17)
 Kickoff Return Yards 141 at Ole Miss (10/28/17)
 Kickoff Return Touchdowns 1 vs. Auburn (10/21/17)



DEVWAH WHALEY

21

Running Back | 5-11 | 209 | Junior
Beaumont, Texas | Central HS

QUICK HITS

- Finished as the team's second leading rusher with 559 yards and 7 TDs on 127 carries.
- Recorded one 100-yard rushing game (119 vs New Mexico State).
- Tied for the team lead in total touchdowns (8).
- One of two SEC running backs to score a rushing or receiving TD in each of the last 6 games.
- Named a preseason Doak Walker Award watch list member.

CAREER STATS

	RUSHING					RECEIVING					
	GP/GS	ATT	YDS	AVG	TD	LNG	REC	YDS	AVG	TD	LNG
2016	13/0	110	602	5.4	3	75	6	139	23.2	0	43
2017	12/11	127	559	4.4	7	33	8	56	7.0	1	20
2018	1/1	10	29	2.8	1	8	0	0	0.0	0	0
TOTAL	26/12	247	1,190	4.8	11	75	14	195	13.9	1	43

GAME-BY-GAME STATS

	RUSHING					RECEIVING					
	GP/GS	ATT	YDS	AVG	TD	LNG	REC	YDS	AVG	TD	LNG
EASTERN ILLINOIS	1/1	10	29	2.8	1	8	0	0	0.0	0	0
at Colorado State											
NORTH TEXAS											
at Auburn											
vs. Texas A&M											
ALABAMA											
OLE MISS											
TULSA											
VANDERBILT											
LSU											
at Mississippi State											
at Missouri											
TOTAL	1/1	10	29	2.8	1	8	0	0	0.0	0	0

SEASON HIGHS

Rushes 10 vs. Eastern Illinois (9/1/18)
 Rushing Yards 29 vs. Eastern Illinois (9/1/18)
 Rushing TDs 1 vs. Eastern Illinois (9/1/18)
 Long Rush 8 vs. Eastern Illinois (9/1/18)
 100-Yard Games None
 Receptions None
 Receiving Yards None
 Receiving TDs None
 Long Reception None

CAREER HIGHS

Rushes 19 (2x), last vs. New Mexico State (9/30/17)
 Rushing Yards 135 vs. Alcorn State (10/1/16)
 Rushing TDs 1 (12x) last vs. Eastern Illinois (9/1/18)
 Long Rush 75 vs. Alcorn State (10/1/16)
 100-Yard Games 3, last vs. New Mexico State (9/30/17)
 Receptions 2 (3x), last at Ole Miss (10/28/17)
 Receiving Yards 69 vs. Florida (11/5/16)
 Receiving TDs 1 at Ole Miss (10/28/17)
 Long Reception 43 vs. Florida (11/5/16)

GAME 1 ||| EASTERN ILLINOIS

EASTERN ILLINOIS (0-1).....20
ARKANSAS (1-0).....55

September 1, 2018 | Fayetteville, Ark.
 Donald W. Reynolds Razorback Stadium | Time: p.m. | Attendance:
 TV: SEC Network > Dave Neal (PBP), DJ Shockley (Analyst) & Dawn Davenport (Sideline)

SCORING SUMMARY

	1st	2nd	3rd	4th	Final
Eastern Illinois	0	6	7	7	20
Arkansas	10	28	10	7	55

Qtr.	Time	Scoring Play
1st	AR	C. Limpert 35 yd field goal, 6-18 1:41
	AR	B. Guidry 1 yd fumble recovery (C. Limpert kick)
2nd	AR	D. Whaley 1 yd run (C. Limpert kick), 11-80 3:53
	AR	L. Pettway 14 yd pass from T. Storey (C. Limpert kick), 3-27 0:50
	EIU	A. Hollins 43 yd pass from H. Woodberry (N. Bruno kick blocked), 2-47 0:36
	AR	L. Pettway 48 yd pass from Ty Storey (C. Limpert kick), 4-79 1:02
3rd	AR	J. Jones 57 yd pass from T. Storey (C. Limpert kick), 1-57 0:07
	AR	T. Storey 2 yd run (C. Limpert kick), 2-5 0:37, EIU 6 - AR 45
	EIU	A. Hollins 15 yd pass from H. Woodberry (N. Bruno kick), 14-85 5:03
4th	AR	C. Limpert 23 yd field goal, 10-59 5:11
	EIU	A. Hollins 16 yd pass from J. Brantley (N. Bruno kick), 4-37 2:02
	AR	A. Cantrell 42 yd pass from C. Kelley (C. Limpert kick), 8-72 4:03

TEAM STATS

	EASTERN ILLINOIS	ARKANSAS
FIRST DOWNS	21	18
RUSHES-YARDS (NET)	41-127	37-80
PASSING YDS (NET)	230	353
Passes Att-Comp-Int	40-27-0	29-21-0
TOTAL OFFENSE PLAYS-YARDS	81-357	66-433
Fumble Returns-Yards	0-0	2-61
Punt Returns-Yards	1-3	0-0
Kickoff Returns-Yards	5-99	4-102
Interception Returns-Yards	0-0	0-0
Punts (Number-Avg)	4-40.8	5-29.4
Fumbles-Lost	6-5	0-0
Penalties-Yards	6-30	4-40
Possession Time	30:50	29:10
Third-Down Conversions	6 of 18	7 of 15
Fourth-Down Conversions	3 of 4	0 of 0
Red-Zone Scores-Chances	2-3	5-5
Sacks By: Number-Yards	1-4	2-15

EASTERN ILLINOIS

RUSHING	Att.	Gain	Lost	Net	TD	Long	Avg.
Jamal Scott	12	82	0	82	0	29	6.8
Isaiah Johnson	7	30	1	29	0	8	4.1
John Brantley	12	30	17	13	0	12	1.1
Robert Columbus	6	13	5	8	0	5	1.3
D. McCullough	2	6	0	6	0	5	3.0
TEAM	1	0	4	-4	0	0	-4.0
Harry Woodberry	1	0	7	-7	0	0	-7.0

PASSING	Comp.	Att.	Yds	TD	Int	Long	Sack
John Brantley	18	25	134	1	0	16	1
Harry Woodberry	9	15	96	2	0	43	1

RECEIVING	No.	Yds	TD	Long
A. Hollins	9	127	3	43
Aaron Gooch	6	43	0	12
Isaiah Johnson	3	13	0	12
Matt Reyna	2	12	0	9
James Sheehan	2	9	0	5
Teriq Phillips	2	7	0	4
Nick Atoyebi	1	11	0	11
Robert Columbus	1	5	0	5
Xander Richards	1	3	0	3

PUNTING	No.	Yds	Avg.	Long	I20	TB
Nick Bruno	4	163	40.8	46	2	0

FIELD GOALS	Made	Att.	Long	Kicks
Matt Servino	0	2	--	47x, 29x

ARKANSAS

RUSHING	Att.	Gain	Lost	Net	TD	Long	Avg.
Devwah Whaley	10	29	1	28	1	8	2.8
Maleek Williams	3	17	0	17	0	7	5.7
Ty Storey	3	15	0	15	1	10	5.0
TJ Hammonds	3	14	0	14	0	10	4.7
Rakeem Boyd	6	15	3	12	0	7	2.0
Cole Kelley	3	4	0	4	0	2	1.3
Chase Hayden	4	6	3	3	0	3	0.8
Daulton Hyatt	2	0	6	-6	0	0	-3.0
TEAM	3	0	7	-7	0	0	-2.3

PASSING	Comp.	Att.	Yds	TD	Int	Long	Sack
Ty Storey	12	17	261	3	0	57	0
Cole Kelley	9	12	92	1	0	42	0
Daulton Hyatt	0	0	0	0	0	0	1

RECEIVING	No.	Yds	TD	Long
Jordan Jones	5	132	1	57
LaMichael Pettway	5	93	2	48
Chase Harrell	4	60	0	36
Austin Cantrell	2	53	1	42
Rakeem Boyd	1	8	0	8
TJ Hammonds	1	3	0	3
Chase Hayden	1	2	0	2
Jeremy Patton	1	2	0	2
Deon Stewart	1	0	0	0

PUNTING	No.	Yds	Avg.	Long	I20	TB
Blake Johnson	4	122	30.5	44	2	0
Reid Bauer	1	25	25.0	25	0	0

FIELD GOALS	Made	Att.	Long	Kicks
Connor Limpert	2	2	35	35, 23



QB Ty Storey came off the bench to spark the offense in a 28-point second quarter against Eastern Illinois. Storey finished the day 12-for-17 for 261 yards and account for four touchdowns (3 passing, 1 running).

WEEKLY MEDIA SCHEDULE: COLORADO STATE WEEK

3 MON	4 TUES	5 WED	6 THURS	7 FRI	8 SAT	9 SUN
Press Conference Noon - Coach Morris 12:30 - Coach Chavis 12:40 - Coach Craddock	Post Practice Media 6:45 p.m. Student-athletes	SEC Teleconference 10 a.m. - 12:10 p.m. 11 a.m. - Coach Morris Pre Practice Media 4:30 p.m. Coach Morris On the Air with Chad Morris - 7 p.m.	No media availability	No media availability	Game 2 at Colorado State Kickoff - 6:30 p.m. CT TV - CBSSN Post Game Coach Morris & student-athletes	No media availability

ARKANSAS COMMUNICATIONS



KYLE PARKINSON
 Associate AD/Communications
 Cell 479.387.4753
 Email..... kparkin@uark.edu
 Twitter @TheOtherKP

Office: 479-575-2751
 Fax: 479-575-7481
 Fayetteville Press Box: (479) 575-6622
 Little Rock Press Box: (501) 663-0514

GAME CREDENTIAL REQUESTS

All requests for media and/or photo credentials must be made online at www.SportsSystems.com/Arkansas. Requests should be made at least two weeks in advance.

Credentials will not be mailed. They may be picked up beginning three hours prior to kickoff at the media will call station at the base of the elevator at both Donald W. Reynolds Razorback Stadium in Fayetteville and War Memorial Stadium in Little Rock. Photo identification is required when picking up credentials.

ARKANSAS FTP SITE

An FTP site is available for members of the media. For more information concerning the FTP site, contact Michelle Glover (mglglover@uark.edu).

CollegePressBox.com

CollegePressBox.com is the official media website for SEC football. Access and download weekly game notes, quotes, statistics, media guides, headshots, logos, flip cards and more for each of the SEC's members. Login information will be distributed to accredited media or you can apply for a password by sending an email to password@collegepressbox.com.

SEC WEEKLY TELECONFERENCE

Head coach Chad Morris will participate each week in the SEC teleconference of football coaches. The teleconferences will be conducted each Wednesday from Aug. 29 to Nov. 21 from 10 a.m. CT to 12:10 p.m. CT. For more information and the teleconference number, contact the SEC Media Relations Office at (205) 458-3000.

10:00 a.m.	Ed Orgeron, LSU
10:10 a.m.	Kirby Smart, Georgia
10:20 a.m.	Dan Mullen, Florida
10:30 a.m.	Derek Mason, Vanderbilt
10:40 a.m.	Nick Saban, Alabama
10:50 a.m.	Jeremy Pruitt, Tennessee
11:00 a.m.	Chad Morris, Arkansas
11:10 a.m.	Barry Odom, Missouri
11:20 a.m.	Matt Luke, Ole Miss
11:30 a.m.	Jimbo Fisher, Texas A&M
11:40 a.m.	Mark Stoops, Kentucky
11:50 a.m.	Joe Moorehead, Mississippi State
12:00 p.m.	Will Muschamp, South Carolina
12:10 p.m.	Gus Malzahn, Auburn

ON THE AIR WITH CHAD MORRIS

"On the Air with Chad Morris," Coach Morris' weekly radio show presented by Lindsey and Westrock Coffee Company airs on Wednesday nights starting at 7 p.m. For the 10th straight year, the one-hour radio show will be broadcast live from the Catfish Hole. The show will be carried throughout the state of Arkansas on the Razorback Sports Network and locally in Fayetteville on 105.3 FM, 99.5, 92.1 FM and 1290 AM.

RAZORBACK FOOTBALL WITH CHAD MORRIS

"Razorback Football with Chad Morris" is the official television coach's show of Razorback football. The one-hour show will air statewide and throughout the region on numerous television affiliates. A total of 12 shows will air throughout the season on the following stations: KATV (Sunday's at 10:30 p.m.), KFSM (Sunday at 10:30 p.m.) and KNXW (Sunday at 9:30 p.m.). The show will also be available regionally on Cox Sports Television on Wednesdays at 6 p.m. and Fox Sports Southwest on Tuesdays at 4 p.m.

RADIO AFFILIATES

Batesville.....	KWOZ-FM 103.3
Berryville.....	KTHS-AM 1480
Blytheville.....	KHLS-FM 96.3
Camden.....	KCXY-FM 95.3
Crossett.....	KAGH-AM 800
Crossett.....	KAGH-FM 104.9
De Queen.....	KDON-FM 92.1
DeWitt.....	KDEW-FM 97.3
El Dorado.....	KMRX-FM 96.1
Fayetteville.....	KAKS-FM 99.5
Fayetteville.....	KUOA-AM 1290
Fayetteville.....	KOSM-FM 92.1
Forrest City.....	KBFC-FM 93.5
Fort Smith.....	KERX-FM 95.3
Glenwood.....	KHGZ-AM 670
Glenwood.....	KHGZ-FM 98.9
Hatfield.....	KENA-FM 104.1
Herber Springs.....	KAWW-AM 1370
Helena.....	KFFA-FM 103.1
Horshoe Bend.....	KKIK-FM 106.5
Jonesboro.....	KEGI-FM 100.5
Little Rock.....	KABZ-FM 103.7
Magnolia.....	KZHE-FM 100.5
Marshall.....	KBCN-FM 104.3
Mena.....	KTTG-FM 96.3
Monett (Mo.).....	KKBL-FM 95.9
Monticello.....	KGPO-FM 99.9
Morrilton.....	KVOM-FM 101.7
Mountain Home.....	KOMT-FM 107.5
Ozark.....	KDYN-AM 1540
Ozark.....	KDYN-FM 96.7
Russellville.....	KCAB-AM 980
Russellville.....	KCJC-FM 102.3
Ruston (La.).....	KRLQ-FM 94.1
Searcy.....	KSMD-FM 99.1
Stuttgart.....	KWAK-FM 105.5
Texarkana (Texas).....	KKTK-AM 1400
Wynne.....	KWYN-FM 92.5
Wynne.....	KWYN-AM 1400