

ARKANSAS RAZORBACKS

Saturday, October 6, 2018 • 11 a.m. • Donald W. Reynolds Razorback Stadium (76,000) • Fayetteville, Ark.

BROADCAST INFORMATION

ESPN

Dave Pasch, Play-By-Play
Greg McElroy, Analyst
Tom Luginbill, Reporter

RAZORBACK/IMG SPORTS NETWORK

Chuck Barrett, Play-By-Play
Quinn Grovey, Analyst
Geno Bell, Reporter

SIRIUS/XM RADIO

Sirius Channel 105
XM Channel 190

TOUCHDOWN RADIO

Brett Dolan, Play-By-Play
Geno Torretta, Analyst

COACHING STAFF

ON THE FIELD (Year at Arkansas)

Chad Morris - Head Coach (1st)
Steve Caldwell - Defensive Line (1st)
Ron Cooper - Secondary (1st)
Barry Lunney Jr. - Tight Ends (6th)
Jeff Traylor - Associate Head Coach/Running Backs (1st)
John Scott Jr. - Defensive Line (2nd)
Justin Stepp - Wide Receivers (1st)

IN THE BOOTH

John Chavis - Defensive Coordinator/Linebackers (1st)
Joe Craddock - Offensive Coordinator/Quarterbacks (1st)
Dustin Fry - Offensive Line (1st)
Mark Smith - Secondary (1st)

FOUR DOWNS

641



Hjalte Froholdt has not allowed a sack in 641 consecutive pass protection snaps according to Pro Football Focus.

271



Dre Greenlaw is the SEC's active leader in career tackles with 271 stops.

29



De'Jon Harris and Dre Greenlaw combined for 29 tackles last week with Harris recording a career-best 16.

4.0



Armon Watts' 4.0 sacks are the most by a Razorback since Jeremiah Ledbetter's 5.5 in 2016.

THE MATCHUP



at



ALABAMA CRIMSON TIDE (5-0, 2-0 SEC)

AP/Coaches Rank: 1/1

Head Coach: Nick Saban (Kent State, 1973)

Career Record: 228-62-1 (23rd season)

Record at Alabama: 137-20 (12th season)

ARKANSAS RAZORBACKS (1-4, 0-2 SEC)

AP/Coaches Rank: NR/NR

Head Coach: Chad Morris (Texas A&M, 1992)

Career Record: 15-26 (4th season)

Record at Arkansas: 1-4 (1st season)

THE RUNDOWN

• Arkansas returns home for the first time since Sept. 15 to host the top-ranked Alabama Crimson Tide.

• The Razorbacks and Crimson Tide meet for the 29th time in history in a series that began in 1962 at the Sugar Bowl. The two programs again squared off in the Sugar Bowl in 1980 before the Hogs joined the Southeastern Conference in 1992 and became an annual division opponent of the Tide.

• De'Jon Harris' career-best 16 tackles against Texas A&M last week are the most by a SEC player this season. Harris leads the SEC and ranks 17th nationally in tackles this season with 53. Harris' 16 tackles were the most by a Hog since Dre Greenlaw made 17 tackles against TCU last season.

• Dre Greenlaw's two interceptions against Texas A&M last week are the most by a player in the SEC this year, matching Auburn's Daniel Thomas, who did it against Alabama State earlier this season. For Greenlaw, the picks were the second and third of his career.


• Harris (16) and Greenlaw (13) combined for 29 tackles against the Aggies, the most by teammates in a single-game in the SEC this season. The duo is the top returning tacklers in the league after both registered 100+ tackle seasons in 2017. Greenlaw is the active career leader in the SEC with 271 tackles and Harris enters the weekend with 205. With Harris crossing the 200-tackle mark, the duo became the 12th set of active teammates to have 200 career tackles each.

• Arkansas is one of three teams in the SEC to have four different tight ends catch passes this season joining Florida (5) and Mississippi State (4). Cheyenne O'Grady caught three passes for 77 yards last week to become the fourth Arkansas TE to catch a pass this season.

• The Razorbacks' 10 turnovers gained are the third-most in the SEC and rank 13th in the FBS.

TEAM LEADERS

PASSING



TY STOREY

44/87 (50.6%)
631 YARDS
4 TD/4 INT

RUSHING



DEVWAH WHALEY

53 ATTEMPTS
231 YARDS
2 TD

RECEIVING



La'MICHAEL PETTWAY

12 RECEPTIONS
183 YARDS
3 TD

TACKLES



DE'JON HARRIS

53 TACKLES
4.5 TFL
4 PBU

2018 SCHEDULE & RESULTS



EASTERN ILLINOIS
Sept. 1
Fayetteville, Ark.
SEC Network
W 55-20



COLORADO STATE
Sept. 8
Ft. Collins, Colo.
CBSSN
L 34-27



NORTH TEXAS
Sept. 15
Fayetteville, Ark.
SEC Network-Alt
L 44-17



at AUBURN
Sept. 22
Auburn, Ala.
SEC Network
L 34-3



vs. TEXAS A&M
Sept. 29
Arlington, Texas
ESPN
L 24-17



ALABAMA
Oct. 6
Fayetteville, Ark.
ESPN
11 a.m.



OLE MISS
Oct. 13
Little Rock, Ark.



TULSA
Oct. 20
Fayetteville, Ark.



VANDERBILT
Oct. 27
Fayetteville, Ark.



LSU
Nov. 10
Fayetteville, Ark.



at MISS. STATE
Nov. 17
Starkville, Miss.



at MISSOURI
Nov. 23
Columbia, Mo.
CBS
1:30 p.m.

THE GAME: ALABAMA at ARKANSAS

SERIES HISTORY

Alabama leads 20-8

Date	UA/Opp Rank	Site	Result
Jan. 1, 1962	9/1	New Orleans, La.	L, 10-3
Jan. 1, 1980	6/2	New Orleans, La.	L, 24-9
Sept. 19, 1992	NR/9	Little Rock, Ark.	L, 38-11
Sept. 18, 1993	NR/2	Tuscaloosa, Ala.	W, 3-43@
Sept. 17, 1994	NR/12	Fayetteville, Ark.	L, 13-6
Sept. 16, 1995	NR/13	Tuscaloosa, Ala.	W, 20-19
Sept. 21, 1996	NR/13	Little Rock, Ark.	L, 17-7
Sept. 20, 1997	NR/11	Tuscaloosa, Ala.	W, 17-16
Sept. 26, 1998	NR/22	Fayetteville, Ark.	W, 42-6
Sept. 25, 1999	14/NR	Tuscaloosa, Ala.	L, 35-28
Sept. 23, 2000		Fayetteville, Ark.	W, 28-21
Sept. 22, 2001		Tuscaloosa, Ala.	L, 31-10
Sept. 28, 2002		Fayetteville, Ark.	L, 30-12
Sept. 27, 2003	9/NR	Tuscaloosa, Ala.	W, 34-31 (2 OT)
Sept. 25, 2004		Fayetteville, Ark.	W, 27-10
Sept. 24, 2005		Tuscaloosa, Ala.	L, 24-13^
Sept. 23, 2006	NR/22	Fayetteville, Ark.	W, 24-23 (2 OT)
Sept. 15, 2007	16/NR	Tuscaloosa, Ala.	L, 41-38^
Sept. 20, 2008	NR/9	Fayetteville, Ark.	L, 49-14
Sept. 26, 2009	NR/3	Tuscaloosa, Ala.	L, 35-7
Sept. 25, 2010	10/1	Fayetteville, Ark.	L, 24-20
Sept. 24, 2011	14/3	Tuscaloosa, Ala.	L, 38-14
Sept. 15, 2012	NR/1	Fayetteville, Ark.	L, 52-0
Oct. 19, 2013	NR/1	Tuscaloosa, Ala.	L, 52-0
Oct. 11, 2014	NR/7	Fayetteville, Ark.	L, 14-13
Oct. 10, 2015	NR/8	Tuscaloosa, Ala.	L, 27-14
Oct. 8, 2016	16/1	Fayetteville, Ark.	L, 49-30
Oct. 14, 2017	NR/1	Tuscaloosa, Ala.	L, 41-9

INSIDE THE SERIES

All-Time Record: Alabama leads 20-8

In Tuscaloosa: Alabama leads 9-4

In Fayetteville: Alabama leads 7-4

In Little Rock: Alabama leads 2-0

In New Orleans: Alabama leads 2-0

Most points scored by Arkansas: 42 (1998)

Most points scored by Alabama: 52 (2012 & 2013)

Largest margin of victory by Arkansas: 36 (1998)

Largest margin of victory by Alabama: 52 (2012 & 2013)

Arkansas	Rank: SEC (FBS)	Category	Alabama	Rank: SEC (FBS)
23.8	14 (102)	Scoring Offense	54.2	1 (1)
31.2	13 (92)	Scoring Defense	13.0	3 (5)
348.8	14 (108)	Total Offense	553.2	1 (5)
362.4	11 (57)	Total Defense	317.6	6 (23)
141.8	14 (95)	Rushing Offense	217.4	5 (29)
105.8	5 (22)	Rushing Defense	126.8	9 (43)
207.0	9 (88)	Passing Offense	335.8	2 (10)
256.6	11 (99)	Pass Defense	190.8	7 (36)
19.2	12 (85)	Kickoff Return Avg.	42.4	1 (1)
19.7	2 (13)	Punt Return Avg.	19.6	3 (14)
29:25	10 (77)	Time of Possession	30:56	6 (50)
29.3%	14 (124)	3rd Down Conv. Pct.	59.7%	1 (2)
28.2%	6 (12)	Opp. 3rd-D Conv. Pct.	26.0%	4 (7)
30.8	13 (124)	Net Punting	35.9	11 (89)
-0.2	10 (75)	Turnover Margin	1.2	3 (13)
7	2 (2)	Fumbles Recovered	1	12 (105)
1	2 (5)	Fumbles Lost	3	6 (57)
3	10 (74)	Passes Intercepted	9	1 (2)
10	3 (13)	Turnovers Gained	10	3 (13)
11	14 (112)	Turnovers Lost	4	4 (17)
109.1	14 (117)	Passing Efficiency	226.5	1 (1)
128.6	9 (65)	Pass Efficiency Defense	93.7	2 (3)
34	8 (85)	Fewest Penalties	34	8 (85)
288	7 (80)	Fewest Yards Penalized	303	8 (86)
2.4	6 (50)	Sacks	3.6	1 (5)
2.8	13 (101)	Sacks Allowed	0.8	2 (9)
7.0	6 (32)	Tackles for Losses	7.0	6 (32)
7.0	13 (97)	Tackles for Loss Allowed	4.4	6 (21)
86	14 (102)	First Downs	124	2 (14)
98	12 (79)	First Downs Allowed	84	8 (45)
84.6%	7 (66)	Red Zone Offense	78.6%	13 (99)
80.0%	10 (55)	Red Zone Defense	66.7%	1 (5)

100-YARD RUSHING GAMES

Player	Date	Rushes	Yards	TDs
Darren McFadden	9/15/07	33	195	2
Darren McFadden	9/23/06	25	112	1
Cedric Cobbs	9/27/03	36	198	1
Madre Hill	9/26/98	20	120	1
Madre Hill	9/16/95	26	105	0
Oscar Malone	9/17/94	9	113	0

300-YARD PASSING GAMES

Player	Date	C-A	Yards	TDs
Austin Allen	10/8/16	25-48	400	3
Ryan Mallett	9/25/10	25-38	357	1
Clint Stoerner	9/25/99	24-52	316	1

100-YARD RECEIVING GAMES

Player	Date	Rec.	Yards	TDs
Jared Cornelius	10/8/16	5	146	0
Jarius Wright	9/25/10	6	131	0
Anthony Eubanks	9/20/97	7	104	1

TOTALS

100-Yard Rushing Games (Players): 6 (4)

300-Yard Passing Games (Players): 3 (3)

100-Yard Receiving Games (Players): 3 (3)

INDIVIDUAL STATS

ARKANSAS					ALABAMA				
Rushing					Rushing				
	Att.	Yds.	Avg.	TD		Att.	Yds.	Avg.	TD
Devwah Whaley	53	231	4.4	2	Najee Harris	49	319	6.5	4
Rakeem Boyd	31	192	6.2	0	Damien Harris	36	250	6.9	1
Maleek Williams	10	91	9.1	1	B. Robinson Jr.	34	155	4.6	0
Passing					Passing				
	Comp.	Att.	Yds.	TD/Int.		Comp.	Att.	Yds.	TD/Int.
Ty Storey	44	87	631	4/4	Tua Tagovailoa	66	88	1161	14/0
Cole Kelley	31	57	379	3/4	Jalen Hurts	26	37	394	5/1
Connor Noland	4	7	25	0/1					
Receiving					Receiving				
	Rec.	Yds.	Avg.	TD		Rec.	Yds.	Avg.	TD
LaMichael Pettway	12	183	15.2	3	Jerry Jeudy	19	423	22.3	6
Jordan Jones	9	162	18.0	1	Henry Ruggs III	16	296	18.5	5
Rakeem Boyd	8	80	10.0	0	DeVonta Smith	15	269	17.9	2
Mike Woods	7	124	17.7	1	Irv Smith Jr.	14	209	14.9	2
Punting					Punting				
	No.	Yds.	Avg.	Long		No.	Yds.	Avg.	Long
Reid Bauer	27	1041	38.6	50	Skyler DeLong	15	539	35.9	51
Punt Returns					Punt Returns				
	No.	Yds.	Avg.	Long		No.	Yds.	Avg.	Long
Deon Stewart	3	59	19.7	45	Jaylen Waddle	10	199	19.9	1
Kickoff Returns					Kickoff Returns				
	No.	Yds.	Avg.	Long		No.	Yds.	Avg.	Long
De'Vion Warren	6	136	22.7	34	Josh Jacobs	3	178	59.3	77
					B. Robinson Jr.	1	30	30.0	30
Tackles					Tackles				
	UT-AT	TT	TFL	Other		UT-AT	TT	TFL	Other
De'Jon Harris	25-28	53	4.5	4 PBU	D. Thompson	19-8	27	1.5	2 INT
Santos Ramirez	22-13	35	0.0	1 FR	Dylan Moses	14-10	24	3.5	2.5 SACK
Dre Greenlaw	13-18	31	5.0	1.0 SACK	Xavier McKinney	10-12	22	2.0	2.0 SACK
Kamren Curl	13-11	24	0.0	3 PBU	Mack Wilson	11-8	19	1.0	1 INT

LAST MEETING: ALABAMA 41, ARKANSAS 9

Score by Quarters	1	2	3	4	Total
Arkansas	0	0	3	6	9
Alabama	17	7	7	10	41

Qtr Time Scoring play

1st	14:45	UA - Damien Harris 75 yd run (A. Pappanastos kick), 1-75 0:15
	11:36	UA - A. Pappanastos 39 yd field goal, 4-4 1:27
	07:24	UA - Damien Harris 4 yd run (A. Pappanastos kick), 8-65 3:03
2nd	01:20	UA - Jalen Hurts 11 yd run (A. Pappanastos kick), 9-75 3:19
3rd	04:16	AR - Connor Limpert 30 yd field goal, 13-48 5:18
	01:25	UA - Henry Ruggs III 20 yd pass from Jalen Hurts (A. Pappanastos kick), 6-78 2:51
4th	12:29	UA - Najee Harris 4 yd run (A. Pappanastos kick), 5-35 2:15
	08:55	UA - A. Pappanastos 21 yd field goal, 5-37 2:10
	03:03	AR - Jordan Jones 3 yd pass from Cole Kelley (Connor Limpert kick failed), 13-75 5:52

	AR	UA
FIRST DOWNS	15	23
RUSHES-YARDS (NET)	29-27	43-308
PASSING YDS (NET)	200	188
Passes Att-Comp-Int	43-23-1	21-13-1
TOTAL OFFENSE PLAYS-YARDS	72-227	64-496
Fumble Returns-Yards	0-0	0-0
Punt Returns-Yards	0-0	5-10
Kickoff Returns-Yards	4-65	2-40
Interception Returns-Yards	1-0	1-0
Punts (Number-Avg)	8-38.4	3-43.7
Fumbles-Lost	2-0	3-1
Penalties-Yards	5-25	6-66
Possession Time	29:33	30:27
Third-Down Conversions	5 of 18	5 of 11
Fourth-Down Conversions	2 of 3	0 of 0
Red-Zone Scores-Chances	2-3	5-5
Sacks By: Number-Yards	2-15	5-36

RUSHING: Arkansas-Devwah Whaley 5-18; Chase Hayden 9-10; David Williams 3-5; Deon Stewart 1-4; Cole Kelley 11-minus 10. Alabama-Damien Harris 9-125; Bo Scarbrough 7-65; Jalen Hurts 10-41; Josh Jacobs 9-39; Najee Harris 5-33; B. Robinson Jr. 2-7; TEAM 1-minus 2.

PASSING: Arkansas-Cole Kelley 23-42-1-200; Blake Johnson 0-1-0-0. Alabama-Jalen Hurts 12-19-1-155; Tua Tagovailoa 1-2-0-33.

RECEIVING: Arkansas-Deon Stewart 6-65; Jordan Jones 4-72; Brandon Martin 4-34; Cheyenne O'Grady 4-8; Devwah Whaley 2-6; Will Gragg 1-11; Jonathan Nance 1-3; Austin Cantrell 1-1. Alabama-Calvin Ridley 4-51; Josh Jacobs 2-36; Cam Sims 2-20; Jerry Jeudy 1-29; Henry Ruggs III 1-20; DeVonta Smith 1-16; Damien Harris 1-8; Bo Scarbrough 1-8.

INTERCEPTIONS: Arkansas-Kevin Richardson II 1-0. Alabama-Mack Wilson 1-0.

FUMBLES: Arkansas-Blake Johnson 1-0; Chase Hayden 1-0. Alabama-Henry Ruggs III 2-1; Trevon Diggs 1-0.

Arkansas (2-4,0-3) vs. Alabama (7-0,4-0)

Date: Oct 14, 2017 • Site: Tuscaloosa, Ala. • Stadium: Bryant-Denny Stadium
Attendance: 101821

Kickoff time: 6:20 pm • End of Game: 9:32 • Total elapsed time: 3:12

Officials: Referee: Ken Williamson; Umpire: Wally Hough; Linesman: Johnny Crawford;

Line judge: Mickey Bryson; Back judge: Grantis Bell; Field judge: Jeff Batts;

Side judge: Rob Skelton; Center judge: Tra Boger;

Temperature: 76 deg F • Wind: E@5mph • Weather: Cloudy

IN DEPTH CHART: OFFENSE

WR



16 La'Michael Pettway ||| 6-2, 219, Jr.

Started three of nine games played in 2017 grabbing six passes for 92 yards with a long reception of 25 yards ... Played in 10 games in 2016, receiving his first touchdown against Alcorn State (10/1/16).

	REC	YDS	TD
2018	12	183	3
2017	6	92	0
2016	1	10	1
Totals	19	285	4

8 Mike Woods ||| 6-1, 190, Fr.

Caught his first collegiate TD 9/29 ... Made his debut 9/8 ... Three-star recruit by ESPN and 247Sports ... Early enrollee who went through spring practice ... Chose Arkansas over Vanderbilt, Washington State, Texas Tech and others.

	REC	YDS	TD
2018	7	124	1
Totals	7	124	1

TE



44 Austin Cantrell ||| 6-3, 263, Jr.

Started a career high 10 games in 2017 after starting five in 2016...Had at least one reception in eight games ... Recorded a career high 39 receiving yards against Texas A&M (9/23/17), including a career-long grab in the fourth-quarter.

	REC	YDS	TD
2018	4	69	1
2017	13	85	0
2016	13	120	2
Totals	30	274	3

85 Cheyenne O'Grady ||| 6-4, 251, Jr.

Earned his second career start 9/29 ... Played in 11 of 12 games in 2017 leading all TEs in receptions and TDs ... Son of the late Larry Marks, who was a three-year basketball letterwinner at Arkansas 1988-90.

	REC	YDS	TD
2018	3	77	0
2017	21	132	2
2016	3	63	1
Totals	27	272	3

LT



74 Colton Jackson ||| 6-5, 301, Jr.

Started first game of 2018 at Auburn 9/22 after missing early season games due to back surgery ... Started 10 of 12 games at left tackle in 2017 ... Played third-most offensive snaps last season (702).

	GP	GS
2018	3	2
2017	12	10
2016	12	3
Totals	25	15

73 Noah Gatlin ||| 6-7, 293, Fr.

Started his first career game 9/8 ... Consensus three-star recruit ... Helped pave the way for Jonesboro HS to 2,395 yards, averaging 6.8 yards per carry ... Chose Arkansas over Mississippi State, Arizona State and others.

	GP	GS
2018	3	2
Totals	3	2

LG



51 Hjalte Froholdt ||| 6-5, 315, Sr. >>> Preseason second-team All-SEC

Has not allowed a sack in 641 pass protection snaps ... Saw action in 747 snaps last season starting all 12 games at left guard ... Graded as No. 9 offensive lineman in the SEC and No. 2 guard according to PFF in 2017.

	GP	GS
2018	5	5
2017	12	12
2016	13	13
2015	10	0
Totals	40	30

54 Austin Capps ||| 6-4, 311, Jr.

Making the transition from the defensive line to the offensive line ... Appeared in all 12 games in 2017 and 12-of-13 in 2016 ... Totaled 22 tackles last season on 272 defensive snaps ... A four-star recruit by ESPN, Scout and 247Sports.

	GP	GS
2018	4	0
2017	12	0
2016	12	0
Totals	26	0

C



66 Ty Clary ||| 6-4, 288, So.

Started the first four games of the 2017 season at right guard, his freshman year, and played in seven total on the line ... Did not allow a sack in 115 snaps last season ... Three-star recruit from Fayetteville HS.

	GP	GS
2018	5	4
2017	7	4
Totals	12	8

57 Shane Clenin ||| 6-6, 302, R-Fr.

Redshirted during his first year on campus ... Consensus three-star prospect by ESPN, Rivals, Scout and 247Sports ... Rated the No. 1 offensive tackle in the state of Missouri by Scout ... The first-ever Division I signee from Jefferson HS.

	GP	GS
2018	2	1
Totals	2	1

RG



62 Johnny Gibson ||| 6-4, 319, Sr.

Started all 12 games and played a team-high 807 offensive snaps ... Started six games at right guard, four games at right tackle and once at left tackle ... Allowed one sack and four total pressures over the last five games of 2017.

	GP	GS
2018	5	5
2017	12	12
Totals	17	17

68 Kirby Adcock ||| 6-5, 280, R-Fr.

Redshirted during his first year on campus ... Tabbed the No. 4 player in Arkansas being a consensus three-star prospect by ESPN, Rivals, Scout and 247Sports ... Winner of the 2016 Willie Roaf Award, given to the best HS OL in Arkansas.

	GP	GS
2018	3	1
Totals	3	1

RT



60 Brian Wallace ||| 6-6, 320, Sr. >>> Preseason third-team All-SEC

Played in 11 games while starting the final seven games of 2017 at right tackle ... Played a total of 468 offensive snaps last season, allowing only three sacks.

	GP	GS
2018	5	5
2017	11	7
2016	12	10
2015	0	3
Totals	28	26

78 Dalton Wagner ||| 6-9, 302, R-Fr.

Redshirted his initial year with the program ... Consensus three-star prospect according to ESPN, Rivals, Scout and 247Sports ... Chose Arkansas over Louisville, Utah, California, Vanderbilt and others.

	GP	GS
2018	4	0
Totals	4	0

QB



4 Ty Storey ||| 6-2, 215, Jr.

Earned his first career start 9/8 ... Saw action in two games in 2017 but did not record any passing statistics ... Was a consensus four-star recruit and chose Arkansas over Alabama, Auburn and others.

	C-A-I	YDS	TD
2018	44-87-4	631	4
2017	0-0-0	0	0
2016	1-4-0	3	0
Totals	45-91-4	634	4

15 Cole Kelley ||| 6-7, 258, So.

Saw action in nine games, starting four (at No. 1 Alabama, No. 21 Auburn, at Ole Miss, Coastal Carolina) last season ... Earned SEC Freshman of the Week after leading Arkansas to a comeback win at Ole Miss.

	C-A-I	YDS	TD
2018	31-57-4	379	3
2017	80-151-3	1,130	8
Totals	111-208-7	1,509	12

RB



21 Devwah Whaley ||| 5-11, 209, Jr.

Career-high 165 yards 9/8 ... Started 11 of 12 games last season ... Finished as the team's second leading rusher ... One of two SEC running backs to score a touchdown rushing or receiving in each of the last six regular season games.

	ATT	YDS	TD
2018	53	231	2
2017	127	557	7
2016	110	602	3
Total	290	1,392	12

5 Rakeem Boyd ||| 6-0, 200, So.

Earned first career start 9/29 ... No. 3 JUCO running back nationally according to 247Sports and a four-star RB out of high school by ESPN and Rivals ... Rushed for 1,211 yards and 14 touchdowns at Independence CC last season.

	ATT	YDS	TD
2018	31	192	0
Totals	31	192	0

WR



1 Jared Cornelius ||| 5-11, 203, Sr.

Started two of three games played in 2017 before sustaining an Achilles injury in the third game of the season ... Recorded five receptions for 43 yards and one touchdown ... Averaged 16.09 yards per catch in 2016.

	REC	YDS	TD
2018	5	53	0
2016	32	515	4
2015	34	393	3
2014	18	212	2
Totals	84	1,216	10

9 De'Vion Warren ||| 5-10, 180, So. >>> Preseason third-team All-SEC

Saw action in all 12 games last season, as the primary kick returner ... Returned a kick 100-yards for a touchdown against Auburn ... Averaged 26.4 yards per return last season ... A four-star prospect by ESPN out of high school.

	REC	YDS	TD
2018	2	3	0
2017	1	5	0
Totals	3	8	0

WR



3 Deon Stewart ||| 5-11, 161, Jr.

Was a mainstay in the Razorback offense in 2017, seeing action in all 12 games last season, recording 33 catches for 404 yards ... Was the primary return specialist in 2016, recording 419 kick return yards on 21 returns.

	REC	YDS	TD
2018	6	60	0
2017	33	404	3
2016	2	34	0
Totals	41	498	3

10 Jordan Jones ||| 6-1, 180, So.

Started six games as a redshirt freshman in 2017, finishing the season third in receiving yards (401) and receptions (21) and second in TD receptions (3) on the team ... Played against QB Ty Storey in Arkansas state championship game.

	REC	YDS	TD
2018	11	168	1
2017	21	401	3
Totals	32	569	4

IN DEPTH CHART: DEFENSE

	U-A-T	TFL	SACK
2018	10-5-15	3-5-15	1-0-6
2017	15-22-37	7-5-33	2-5-19
2016	8-19-27	5-5-23	2-5-13
Totals	33-46-79	16-5-71	6-0-38

3 McTelvin Agim ||| 6-3, 279, Jr.

Started 11 of 12 games played at defensive end ... Posted 37 tackles, the second-most among defensive linemen on the team ... Finished second on the team in tackles for loss (7.5) ... Tied for third on the team in sacks (2.5) last season.



DE

	U-A-T	TFL	SACK
2018	4-5-9	1-0-1	0-0-0
2017	0-0-0	0-0-0	0-0-0
2016	0-0-0	0-0-0	0-0-0
Totals	4-5-9	1-0-1	0-0-0

91 Michael Taylor ||| 6-2, 248, Sr.

Saw action in two games last season but didn't record any statistics ... Didn't participate in any games in 2016 ... Tallied 50 tackles, including 11.5 for loss and four sacks in his final season at Riverside City College (Calif.) in 2015.



DL

	U-A-T	TFL	SACK
2018	6-11-17	4-5-25	4-0-24
2017	2-2-4	0-0-0	0-0-0
2016	0-1-1	0-0-0	0-0-0
2015	2-0-2	0-0-0	0-0-0
Totals	10-13-24	4-5-25	4-0-24

90 Armon Watts ||| 6-5, 298, Sr.

Four sacks in the first five games ... Ranked as a three-star prospect ... Chose Arkansas over Missouri, Kentucky, Cincinnati and Wisconsin among others.



DL

	U-A-T	TFL	SACK
2018	3-6-9	1-0-2	0-0-0
2017	8-13-21	3-5	1-0-0
Totals	11-19-30	3-5	1-0-0

7 Briston Guidry ||| 6-2, 292, So.

Scored his second career TD vs. EIU ... Played in 11 games during his freshman season, racking up 21 tackles with 3.5 for loss over 280 defensive snaps ... A four-star recruit out of Kenner, La.

	U-A-T	TFL	SACK
2018	4-8-12	2-0-8	1-0-5
2017	10-16-26	1-5-3	0-0-0
2016	1-3-4	4-0-17	2-0-15
Totals	15-21-47	7-5-28	3-0-20

52 TJ Smith ||| 6-3, 304, Jr.

Saw time in five games last season, collecting four tackles including 1.5 for loss ... Redshirted as a true freshman ... Named a three-star recruit ... Chose the Razorbacks over Missouri, Vanderbilt, N. Carolina, Wake Forest and others.

	U-A-T	TFL	SACK
2018	0-4-4	0-0-0	0-0-0
2017	2-4-6	0-5-0	0-0-0
Totals	2-8-10	0-5-0	0-0-0

42 Jonathan Marshall ||| 6-3, 301, So.

Saw action in all 12 games last season playing 160 defensive snaps ... Finished with six tackles, including 0.5 for loss and a pair of quarterback hurries ... Three-star recruit that chose Arkansas over TCU, Nebraska and others.

	U-A-T	TFL	SACK
2018	6-5-11	2-0-11	1-0-9
2017	20-22-42	5-5-18	2-0-13
2016	13-10-23	5-5-32	2-5-20
2014	5-3-8	0-5-1	0-0-0
Totals	44-40-84	13-5-62	5-5-42

10 Randy Ramsey ||| 6-4, 236, Sr.

Made 2018 debut 9/15 ... Played in all 12 games with eight starts at OLB ... Finished the year with 42 tackles, including 5.5 for loss and 2.0 sacks, six quarterback hurries and one forced fumble.

	U-A-T	TFL	SACK
2018	3-8-11	1-5-3	0-0-0
2017	1-0-1	0-0-0	0-0-0
Totals	4-8-12	1-5-3	0-0-0

6 Gabe Richardson ||| 6-3, 240, Jr.

First career start 9/8 ... Saw action in four games in 2017 ... Forced a fumble that was recovered 18 yards for a touchdown by Henre' Toliver in the 2017 season opener against Florida A&M.

	U-A-T	TFL	SACK
2018	4-3-7	0-0-0	0-0-0
2017	3-0-3	0-0-0	0-0-0
Totals	7-3-10	0-0-0	0-0-0

27 Hayden Henry ||| 6-2, 222, So.

Earned first career start 9/29 ... Played a key role on special teams and recorded three tackles ... Earned a scholarship following the season ... A three-star recruit named the Arkansas Democrat-Gazette Prep Defensive Player of the Year.

	U-A-T	TFL	SACK
2018	1-4-5	0-5-2	0-0-0
2017	3-3-6	0-0-0	0-0-0
Totals	4-7-11	0-5-2	0-0-0

22 Deon Edwards ||| 6-1, 212, So.

Played in nine games, primarily on special teams ... Recorded six tackles - five on special teams and one on defense ... A Consensus three-star recruit who chose Arkansas over South Carolina, Missouri, Louisville and others.

	U-A-T	TFL	SACK
2018	25-28-53	4-5-15	1-0-9
2017	66-49-115	8-5-25	3-5-18
2016	18-19-37	2-0-8	1-0-6
Totals	109-96-194	15-0-49	5-5-33

8 De'Jon Harris ||| 6-0, 244, Jr. >>> Preseason third-team All-SEC

Leads the SEC in tackles ... Made a career-best 16 tackles 9/29 ... Led the team in total tackles (115), TFLs (8.5) and sacks (3.5) ... First Razorback to lead a team in tackles, tackles for loss and sacks in the same season since at least 1973.

	U-A-T	TFL	SACK
2018	3-10-13	2-0-4	0-0-0
2017	22-16-38	3-5-15	1-0-9
Totals	25-26-51	5-5-19	1-0-9

31 Grant Morgan ||| 5-11, 220, So.

Saw action in all 12 games totalling 38 tackles, including 3.5 for loss and 1.0 sack ... Played 212 defensive snaps ... Played a season-high 58 snaps and recorded a season-high eight tackles in the season finale against Missouri.

	U-A-T	TFL	SACK
2018	13-18-31	5-0-5	1-0-1
2017	52-51-103	1-15-15	1-0-14
2016	22-20-42	1-5-3	0-0-0
2015	46-49-95	3-5-20	1-0-14
Totals	128-130-258	11-5-43	3-0-29

23 Dre Greenlaw ||| 6-0, 227, Sr.

Started all 12 games at WLB ... Racked up more than 100 tackles (103) for the first time in his career to finish second on the team for the second time in three seasons ... Ranked fourth in the SEC in double-digit tackle games (6).

	U-A-T	TFL	SACK
2018	3-10-13	1-5-2	0-0-0
Totals	3-10-13	1-5-2	0-0-0

16 Bumper Pool ||| 6-2, 223, Fr.

Earned first start 9/8 ... Four-star recruit by 247Sports and Rivals ... As a senior, totaled 166 tackles (108 solo), recorded 14 tackles for loss, four PBUs, forced three fumbles, three INTs ... Chose Arkansas over Alabama, LSU and others.

	U-A-T	TFL	INT
2018	16-3-19	2-0-8	1-0
2017	1-0-1	0-0-0	0-0
2016	33-14-47	0-5-0	2-75
2015	6-4-10	0-0-0	1-8
Totals	56-21-77	2-5-8	4-83

11 Ryan Pulley ||| 5-11, 198, Jr.

Sustained a right pectoral injury in the second quarter of the season opener and missed the rest of the season in 2017 ... Started the final 12 games of 2016 and led the team with 13 pass breakups and finished fifth with 47 tackles.

	U-A-T	TFL	INT
2018	2-1-3	0-0-0	0-0
Totals	2-1-3	0-0-0	0-0

21 Montaric Brown ||| 6-0, 187, R-Fr.

Redshirted in his first year on campus in 2017 ... A consensus four-star recruit out of Ashdown, Ark., ranked top prospect in state by Rivals, Scout and 247Sports ... Chose Arkansas over Alabama, Auburn, LSU, Oklahoma State.

	U-A-T	TFL	INT
2018	13-11-24	0-0-0	0-0
2017	32-14-46	0-0-0	0-0
Totals	45-25-70	0-0-0	0-0

2 Kamren Curl ||| 6-2, 201, So.

Started 11 of 12 games at cornerback ... Played the second-most snaps among all SEC true freshman cornerbacks (690) ... Finished sixth on the team & tied for fourth among SEC freshmen in tackles (46) and tied for the team lead in PBUs.

	U-A-T	TFL	INT
2018	0-1-1	0-0-0	0-0
Totals	0-1-1	0-0-0	0-0

11 Myles Mason ||| 6-2, 208, Fr.

Four-star recruit by ESPN ... Top-10 prospect in Alabama by ESPN (No. 10) ... Helped Hewitt-Trussville to an 11-0 overall record and 7-0 mark in region play as a senior in 2017 ... Chose Arkansas over Alabama, Auburn, LSU and others.

	U-A-T	TFL	INT
2018	22-13-35	0-0-0	0-0
2017	34-29-63	2-0-4	1-16
2016	30-13-43	0-0-0	1-24
2015	22-13-35	0-0-0	1-18
Totals	108-68-176	2-0-4	3-58

9 Santos Ramirez ||| 6-2, 204, Sr. >>> Preseason third-team All-SEC

Finished third on the team and first among defensive backs in tackles (63) ... One of only three players in the FBS in 2017 to record at least 60 tackles, an interception, eight pass breakups and three fumbles forced.



SS



FS

	U-A-T	TFL	INT
2018	2-1-3	0-0-0	0-0
Totals	2-1-3	0-0-0	0-0


17 Joe Foucha ||| 5-11, 198, Fr.

Consensus three-star recruit by 247Sports, ESPN and Rivals ... Had 68 tackles, five interceptions, six forced fumbles, four fumble recoveries and 15 pass breakups as a senior ... Chose Arkansas over Alabama, Auburn, LSU and others.

	U-A-T	TFL	INT
2018	10-3-13	0-0-0	0-0
Totals	10-3-13	0-0-0	0-0

24 Jarques McClellion ||| 5-10, 190, R-Fr.

Redshirted during initial year with the program ... Consensus three-star prospect by ESPN, Rivals, Scout and 247Sports ... Totaled 46 tackles and 21 pass breakups as a senior ... Selected Arkansas over Florida, Louisville and others.



CB

	U-A-T	TFL	INT
2018	0-1-1	0-0-0	0-0
2017	2-0-2	0-0-0	0-0
Totals	2-1-3	0-0-0	0-0

14 Britto Tutt ||| 6-1, 180, Jr.

Earned first career start 9/15 ... Played in eight games and totaled two tackles last season ... Played in 10 games helping the team finish 8-3 as co-champs of the National Northern Conference as a freshman at Ventura College in 2015.

RAZORBACK TRENDS

	2018	Morris	Streak
Overall	1-4	15-26	L4
At Home	1-1	11-11	L1
On the Road	0-2	4-14	L3
Neutral	0-1	0-1	L3
September	1-4	8-10	L4
October	0-0	4-7	W1
November	0-0	3-9	L1
December-January	0-0	0-0	L1
vs. SEC	0-2	0-2	L3
vs. Non-Conference	1-2	7-8	L2
vs. Ranked Opponents	0-1	1-10	L6
Record in Games...			
Decided by 7 pts or less	0-2	4-6	L2
Decided by 3 pts or less	0-0	2-3	W4
During the day	1-1	6-13	L1
At night	0-2	9-12	L4
Record When Scoring...			
Less than 21 points	0-3	0-11	L12
21+ points	1-1	14-8	L1
30+ points	1-0	14-9	W4
40+ points	1-0	8-5	W2
50+ points	1-0	4-0	W3
Record When Allowing...			
Less than 14 points	0-0	1-0	W11
Less than 21 points	1-0	4-0	W9
21+ points	0-3	7-24	L4
Record When...			
Scoring first	1-0	10-13	W3
Opponents score first	0-4	5-13	L5
Leading after the 1Q	1-1	11-9	L1
Trailing after the 1Q	0-3	2-14	L4
Leading at halftime	1-1	14-1	L1
Trailing at halftime	0-3	1-23	L3
Leading after the 3Q	1-1	10-1	L1
Trailing after the 3Q	0-3	4-26	L4
Tied going into the 4Q	0-0	0-0	W1
In overtime games	0-0	1-1	L1
Record With...			
Less than 300 yards total offense	0-2	0-5	L8
400+ yards total offense	1-1	14-13	L1
500+ yards total offense	0-0	4-3	W1
Less than 100 yards rushing	1-1	2-7	W2
100+ yards rushing	0-3	13-19	L4
200+ yards rushing	0-1	9-5	L1
300+ yards rushing	0-0	2-0	W9
Less than 200 yards passing	0-3	2-7	L4
200+ yards passing	0-1	12-19	L1
300+ yards passing	1-0	6-6	W1
400+ yards passing	0-0	0-1	L2
A 100-yard rusher	0-1	8-7	L1
2+ 100-yard rushers	0-0	2-0	W8
Record When Allowing...			
Less than 200 total yards	0-0	0-0	W6
200+ total yards	1-4	15-26	L4
300+ total yards	1-3	12-24	L3
400+ total yards	0-1	7-19	L2
Less than 100 rush yards	0-3	6-3	L3
100+ rush yards	1-1	8-24	L1
200+ rush yards	0-0	4-19	L3
Less than 200 pass yards	0-1	6-8	L4
200+ pass yards	1-3	9-18	L3
300+ pass yards	0-1	5-8	L1
400+ pass yards	0-0	2-4	L2
A 100-yard rusher	0-1	2-15	L2
Record When Having...			
No turnovers	1-0	7-3	W3
Less than 3 turnovers	1-3	12-17	L3
3 or more turnovers	0-1	2-8	L13
No takeaways	0-1	1-6	L2
Less than 3 takeaways	0-4	9-19	L4
3 or more takeaways	1-0	6-6	W2
Win turnover battle	1-1	12-7	L1
Lost turnover battle	0-2	2-15	L3
Turnovers even	0-1	1-4	L2
More than 30:00 TOP	0-2	10-12	L3
Less than 30:00 TOP	1-2	5-15	L2

RAZORBACK NOTEBOOK

QUICK HITS

- LB De'Jon Harris set a new career-high with 16 tackles, including 12 solo stops, against Texas A&M to lead the Razorbacks. His 16 tackles are the most by a player in the SEC this season. He also matched a career-best with two tackles for loss, notching his first sack of the season.
- For the second straight week, Arkansas took their opening possession of the second half for a field goal, covering 46 yards to make it a one-score game.
- Punter Reid Bauer recorded two 50-yard punts and averaged 43.2 yards on eight punts, both career-bests.
- LB Dre Greenlaw intercepted a career-high two passes to become the first Razorback since Henre' Toliver last season against Missouri to pick off two passes. Greenlaw is just the second player coached by Morris to pick off a pair of passes in a single game. Greenlaw also recorded his team-best 33rd career start.
- QB Ty Storey started his second straight game, starting consecutive games for the first time in his career. His 14 completions set a career-best.
- RB Rakeem Boyd made his first career start in his home state of Texas and led the Hogs in rushing and receiving for the second straight week. Against the Aggies, he led Arkansas in receptions (4), rushing attempts (10), rushing yards (47) and all-purpose yards (80).
- TE Cheyenne O'Grady made his second career start and first of the season, catching three passes. His first catch was a career-long 36 yards and his 77 yards receiving set a career-best and led the Hogs in receiving yards against Texas A&M.
- Freshman WR Mike Woods made his first career start and caught his first career touchdown pass, hooking up with Ty Storey for a 29-yard score in the fourth quarter.
- OL Hjalte Froholdt started his 30th straight game and fellow lineman Johnny Gibson started his 20th consecutive game last Saturday. Froholdt's 30 straight starts are the most on the Arkansas roster.
- LB Hayden Henry started the first game of his career, getting the nod at linebacker.
- DT Armon Watts recorded his fourth sack of the season and has sacks in four of the Razorbacks' five games this season. His 4.0 sacks are the most by a Hog since Jeremiah Ledbetter's 5.5 in 2016.

TURNOVERS GAINED

The Razorbacks have forced 10 turnovers through the team's first five games and rank third in the SEC and 13th nationally in turnovers gained. Arkansas has recovered seven fumbles to rank second in FBS and have intercepted three passes this year after Dre Greenlaw's two interceptions against Texas A&M last Saturday. The Razorbacks recovered nine fumbles and intercepted eight passes all of last year, including six in the team's first five games last season. This year's Razorbacks have forced turnovers in four of the team's five games while the Hogs have scored 31 points off those 10 turnovers.

- The Razorbacks' 10 turnovers gained rank third in the SEC and 13th nationally, including recovering seven fumbles - second-most in FBS.
- Arkansas has forced turnovers in four the team's five games and scored 31 points off turnovers this season.

ALL PURPOSE BOYD

Rakeem Boyd earned his first career start last Saturday against Texas A&M and led the Razorbacks in receptions and rushing for the second straight week. Against the Aggies, Boyd ran for 47 yards on 10 carries and caught four passes for 33 yards. The sophomore over the last two weeks has carried the ball 18 times for a team-best 113 yards while catching a team-best six passes for a team-high 72 yards. Boyd has 185 all-purpose yards over the last two games and now leads the Hogs with 272 all-purpose yards.

- Rakeem Boyd has led Arkansas in receptions and rushing in two straight games.
- The RB leads the team in all-purpose yards with 272.



FIRSTS FOR WOODS

Freshman WR Mike Woods posted numerous firsts in his home state on Saturday. The Magnolia, Texas native made his first career start and caught his touchdown pass. Woods caught two passes for 50 yards, including a 29-yard TD pass from Ty Storey in the fourth quarter to bring the Razorbacks within a score. The freshman has seven catches for 124 yards, which ranks third on the team.

ARKANSAS AGAINST NO. 1

For the 24th time in program history the Razorbacks will take on the top-ranked team in the Associated Press Top 25 Poll. Since joining the SEC in 1992, Arkansas has faced the No. 1 team in the nation 13 times entering Saturday's match-up with Alabama, which will be the seventh game against a top-ranked Tide. The seventh game against a No. 1 Alabama will equal Arkansas' seven games against a No. 1 Texas.

10/14/17	at Alabama	L 41-9	9/17/05	at USC	L 70-17	10/17/64	at Texas	W 14-13
10/8/16	Alabama	L 49-30	11/14/98	at Tennessee	L 28-24	10/19/63	Texas	L 17-13
11/1/14	at Mississippi St.	L 17-10	10/4/97	at Florida	L 56-7	10/20/62	at Texas	L 7-3
10/19/13	at Alabama	L 52-0	10/5/96	Florida	L 42-7	1/1/62	Alabama	L 10-3
9/15/12	Alabama	L 52-0	10/17/81	Texas	W 42-11	11/2/57	Texas A&M	L 15-14
11/25/11	at LSU	L 41-17	9/15/73	at USC	L 17-0			
9/25/10	Alabama	L 24-20	12/5/70	at Texas	L 42-7			
10/17/09	at Florida	L 23-20	12/6/69	Texas	L 15-14			
11/23/07	at LSU	W 50-48 (3OT)	10/16/65	Texas	W 27-24			

RAZORBACK NOTEBOOK

THE SCOOTA & DRE SHOW

Arkansas linebackers De'Jon "Scoota" Harris and Dre Greenlaw have been quite the defensive show since last season and have picked up where they left off. The pair combined for 218 tackles last year and have both been impressive through the Razorbacks' first five games. Harris leads the SEC in tackles with 53 stops while Greenlaw ranks 14th with 31 despite missing two games with an ankle injury. Harris' career-best 16 tackles against Texas A&M last week are the most by a player in the SEC this season. Greenlaw added 13 tackles and safety Santos Ramirez chipped in 10 stops of his own. Harris and Greenlaw became the 12th set of teammates in FBS to both reach 200 tackles in their careers with Harris reaching the mark on Saturday. Greenlaw is the SEC's active leading tackler (271).

- Harris' career-best 16 tackles vs. Texas A&M are most by a SEC player this season
- Harris and Greenlaw are 12th set of active teammates in FBS to both record 200+ career tackles
- Greenlaw has 12 career 10+ tackle games, Harris has 11
- The duo has combined to lead the team in tackles in 15 of the team's last 17 games

#TEU CONTINUES

Arkansas has earned the name Tight End U over the last several years producing NFL tight ends Hunter Henry, Jeremy Sprinkle and AJ Derby. So far this season, the Razorbacks have completed passes to four different tight ends, including Cheyenne O'Grady who became the fourth Arkansas tight end to catch a pass this season last Saturday against Texas A&M. O'Grady snagged three passes for a team game-high 77 yards, including a career-long 36-yard reception. Jeremy Patton leads all tight ends with five catches but is closely followed by Austin Cantrell's four receptions. Grayson Gunter has one catch for 11 yards. According to Pro Football Focus, only Florida has completed passes to more tight ends (5) than Arkansas this season. The Hogs' four tight ends have combined to catch 13 passes for 202 yards and a score.

- Arkansas is one of just three SEC teams to complete passes to four different tight ends this season (Florida - 5, Mississippi State - 4).
- Austin Cantrell, Jeremy Patton, Cheyenne O'Grady and Grayson Gunter have all caught passes for the Razorbacks this season.

STEADY HJALTE

Senior center and Denmark native Hjalte Froholdt has continued his consistent play into his fourth year on the Hill, leading the team with 338 snaps played. According to Pro Football Focus, the Razorbacks' center has yet to allow a sack over his last 641 snaps of pass protection dating back to 2016. This season, Froholdt started the first three games of the season at center before moving back to left guard at Auburn. Froholdt originally signed with the Razorbacks as a four-star defensive lineman out of IMG Academy in 2014.

- 641 consecutive snaps without allowing a sack
- Froholdt has played in 91.6% of the Razorbacks' snaps over the last three years according to Pro Football Focus

YOUNG HOGS

The Razorbacks' roster has 75 underclassmen, the second-most in the Southeastern Conference. Only Georgia's 87 underclassmen outrank the Hogs in the league. With 75 underclassmen on the roster, that equates to 62% of the Razorbacks' roster as freshmen and sophomores. Arkansas is one of 39 schools in the FBS with underclassmen making up 60+% of the roster and one of six SEC rosters with that distinction (Georgia, Kentucky, Missouri, Auburn, South Carolina).

- Arkansas is one of six SEC schools and one of 39 FBS schools with 60+% of its roster being comprised of underclassmen
- The Razorbacks' roster has 75 underclassmen

CAPTAINS ELECTED

Arkansas elected team captains during Week 5 with team voting four Razorbacks captains for the remainder of the season. Seniors Hjalte Froholdt, Dre Greenlaw and Santos Ramirez and junior De'Jon Harris were selected by their teammates to serve as captains for the rest of the season. Froholdt has been a mainstay on the offensive line his entire career. Greenlaw is one of the biggest contributors on the Arkansas defense and the SEC's active leading tackler. Ramirez is now a two-time team captain after serving in that roll last season. Harris led the Hogs in tackles a year ago and has been a staple in the middle of the Razorbacks' defense.

CAREER 100-YARD RUSHING GAMES

Devwah Whaley • Jr. • RB (4)

165, at Colorado State, 2018
135, Alcorn State, 2016
119, New Mexico State, 2017
112, at Mississippi State, 2016

T.J. Hammonds • Jr. • RB (1)

119, Coastal Carolina, 2017

Chase Hayden • So. • RB (1)

120, Florida A&M, 2017

CAREER 100-YARD RECEIVING GAMES

Jared Cornelius • Sr. • WR (3)

146, Alabama, 2016
126, vs. Texas A&M, 2016
106, Alcorn State, 2016

Jonathan Nance • Sr. • WR (2)

116, at South Carolina, 2017
100, vs. Texas A&M, 2017

Jordan Jones • So. • WR (2)

132, Eastern Illinois, 2018
122, Missouri, 2017

CAREER 200-YARD PASSING GAMES

Cole Kelley • So. • QB (2)

264, Coastal Carolina, 2017
200, at Alabama, 2017

Ty Storey • Jr. • QB (1)

261, Eastern Illinois, 2018

CONSECUTIVE GAMES WITH ...

A reception ...

Deon Stewart » 13
Jordan Jones » 8
Rakeem Boyd » 3
Jared Cornelius » 3
Mike Woods » 3

NEED TO KNOW INFO

Opponent	Captains	Length	Coin Toss	Kick/Receive	Helmet/Jersey/Pants	Attendance	1st Poss.	Opp. 1st Poss.	Result
Eastern Illinois	Cornelius, Froholdt, Greenlaw, Ramirez, Harris	3:22	EIU	ARK Kick	White/White/White	63,342	FG	FUM	W 55-20
at Colorado St.	Patton, Taylor, Wallace, Watts	3:37	CSU	ARK Receive	Chrome/White/White	31,894	INT	FG	L 34-27
North Texas	Agim, Dalton, Malone, Nance	3:53	UNT	ARK Receive	Cardinal/Cardinal/White	62,355	PUNT	PUNT	L 44-17
at Auburn	Cornelius, Froholdt, Ramirez, Ramsey	3:15	AUB	ARK Receive	Cardinal/White/Cardinal	84,188	PUNT	TD	L 34-3
vs. Texas A&M	Froholdt, Greenlaw, Harris, Ramirez	3:17	ARK	ARK Kick	Cardinal/White/White	55,383	PUNT	TD	L 24-17
Alabama									
Ole Miss (LR)									
Tulsa									
Vanderbilt									
LSU									
at Mississippi St.									
at Missouri									

RAZORBACKS IN THE NFL

#PRHOGS

As of Sept. 26, 2018

Name	Pos.	NFL Team
*Brandon Allen	QB	Los Angeles Rams
Alex Collins	RB	Baltimore Ravens
A.J. Derby	TE	Miami Dolphins
Trey Flowers	DE	New England Patriots
*Hunter Henry	TE	Los Angeles Chargers
**Cody Hollister	WR	New England Patriots
*Denver Kirkland	OL	Oakland Raiders
*Jeremiah Ledbetter	DT	Tampa Bay Buccaneers
Mitchell Loewen	DE	New Orleans Saints
*Tevin Mitchel	DB	Oakland Raiders
Jason Peters	OL	Philadelphia Eagles
Darius Philon	DE	Los Angeles Chargers
Frank Ragnow	OL	Detroit Lions
Chris Smith	DE	Cleveland Browns
Jeremy Sprinkle	TE	Washington Redskins
Travis Swanson	OL	Miami Dolphins
Robert Thomas	DL	Buffalo Bills
*David Williams	RB	Denver Broncos
Jonathan Williams	RB	New Orleans Saints
Deatrich Wise Jr.	DE	New England Patriots
Jarius Wright	WR	Carolina Panthers

* Reserve/Injured | ** Reserve/Non-Football Injury | * on practice squad

ACTIVE CAREER LEADERS

TACKLES

Rank	Player, Class	Tackles
1.	Dre Greenlaw, Sr.	271
2.	De'Jon Harris, Jr.	205
3.	Santos Ramirez, Sr.	176
4.	Kevin Richardson, Sr.	112
5.	Randy Ramsey, Sr.	84

TACKLES FOR LOSS

Rank	Player, Class	TFL
1.	McTelvin Agim, Jr.	16.5
2.	De'Jon Harris, Jr.	15.0
3.	Randy Ramsey, Sr.	13.5
4.	Dre Greenlaw, Sr.	11.5
5.	TJ Smith, Sr.	7.5
6.	Grant Morgan, So.	5.5

SACKS

Rank	Player, Class	Sacks
1.	McTelvin Agim, Jr.	6.0
2.	Randy Ramsey, Sr.	5.5
	De'Jon Harris, Jr.	5.5
4.	Armon Watts, Sr.	4.0
5.	Dre Greenlaw, Sr.	3.0
	T.J. Smith, Jr.	3.0

INTERCEPTIONS

Rank	Player, Class	INTs
1.	Kevin Richardson, Sr.	4
	Ryan Pulley, Jr.	4
3.	Santos Ramirez, Sr.	3
	Dre Greenlaw, Sr.	3

RUSHING

Rank	Player, Class	Yards
1.	Devwah Whaley, Jr.	1,392
2.	Chase Hayden So.	417
3.	T.J. Hammonds, Jr.	376

RECEPTIONS

Rank	Player, Class	Receptions/Yards
1.	Jared Cornelius, Sr.	84/1,216
2.	Jordan Jones, So.	32/569

RAZORBACK NOTEBOOK

WHAT'S NEW IN 2018?

Put simply, a lot is new in the Razorbacks' 125th season of football. Below is a list of what's new for Arkansas football this fall.

- **Head Coach Chad Morris** - The Edgewood, Texas native takes over as the 33rd head coach in Arkansas football history. Morris lands on the Hill after a three-year stint as the head coach at SMU (2015-17) and successful runs as the offensive coordinator at Clemson (2011-14) and Tulsa (2010). Prior to coaching in college, Morris was a Texas high school head coaching legend with his final stop coming at Lake Travis (Austin, Texas) and capped by back-to-back undefeated state championships. Morris wrapped up his high school career 169-38 as a head coach in 16 seasons with three state titles.
- **Coordinators** - Morris brought in two new coordinators with Joe Craddock following Morris from SMU and lured the legendary John Chavis to be the Hogs' defensive coordinator. Craddock held the offensive coordinator position at SMU after following Morris to Dallas from Clemson. Chavis makes his third SEC West stop and fourth in the league after serving at Texas A&M (2015-17), LSU (2009-14) and his alma mater, Tennessee (1995-2008).
- **Coaching Staff** - Six new assistant coaches are on Morris' initial staff. Steve Caldwell returns to the Hill to coach the defensive ends. Caldwell served as the Razorbacks' defensive line coach 2010-12 and coached with Chavis at Tennessee 1995-2008. Ron Cooper was with Chavis at Texas A&M and LSU and will coach the Arkansas safeties. Dustin Fry joins the Razorbacks after coaching the offensive line for Morris at SMU for the last three years. Jeff Traylor is the Associate Head Coach and will work with the running backs after coaching at SMU and Texas. Mark Smith coaches the team's corners and came with Morris from SMU. Justin Stepp works with the Arkansas wide receivers. Stepp coached at Appalachian State and SMU prior to his arrival in Fayetteville.
- **New Strength Coach** - Trumain Carroll serves as the Hogs' new strength coach. Morris named Carroll as the strength coach shortly after his hiring in December and Carroll began transforming the Razorbacks' bodies. Carroll spent all three years with Morris at SMU.
- **New Athletic Trainer** - Dave Polanski is the new man in charge of the Hogs' health. He joins Arkansas after working at Tulsa.
- **Hunter Yurachek** - Arkansas hired new athletic director Hunter Yurachek one day prior to announcing the hiring of Coach Morris. Yurachek has served as the athletic director at Houston, Coastal Carolina and Akron.
- **Donald W. Reynolds Razorback Stadium** - Arkansas' newly added north end zone seating and home locker room will debut this fall.

WHAT'S BACK IN 2018?

Despite a plethora of newness around the football program this fall, the Razorbacks have some familiar faces back.

- **Assistant Coaches** - Head coach Chad Morris retained two assistant coaches for his new staff. Barry Lunney Jr. is back for his sixth season coaching the Razorback tight ends. The former Hog QB has helped the program garner the nickname #TEU over the last five years with Arkansas the only school in the nation with a tight end taken in the last three NFL Drafts. John Scott is back and coaching the team's defensive tackles. Scott joined the Razorbacks last season as the defensive line coach.
- **Letterwinners and Starters** - Arkansas returns 55 letterwinners from 2017 with 25 on the offensive side of the ball and 25 on the defensive side. Among those 55 letterwinners are 19 returning starters - nine on offense, eight on defense and two on special teams.

GREENLAW AMONG THE NATION'S, SEC'S BEST TACKLERS

Senior Dre Greenlaw is among the nation's leading active career tacklers. The Fayetteville native ranks 18th in the FBS among active players nationwide and leads the way in the Southeastern Conference. Greenlaw posted his best season as a Razorback in 2017 with a career-high 103 tackles. The breakout junior season came on the heels of a sophomore season that was cut short due to a foot injury that cost him six games and limited him to 42 tackles. He burst onto the scene as a freshman in 2015, starting in 11 of his 13 games played and making 95 tackles to earn Freshman All-American honors and SEC Defensive Freshman of the Year from Athlon.

SEC's Top Tacklers

Name, School	Games	Tackles
Dre Greenlaw, ARK	35	271
Mike Edwards, UK	43	260
Otaro Alaka, TAMU	46	226
Jordan Jones, UK	35	212
Devin White, LSU	30	207

WEARING THE PATCH

Ten players on the 2018 Arkansas roster are wearing the SEC Graduate Patch this season having already earned their undergraduate degree: DL Damani Carter, WR Jared Cornelius, DB Ryder Lucas, OL Deion Malone, LB Tyler Phillips, DB Santos Ramirez, DB Kevin Richardson, QB Ty Storey, OL Brian Wallace and DL Armon Watts.

The special patch on their jersey highlights their academic achievement. The patch features a red and white SEC logo with a "stole" wrapping underneath it emblazoned with the all-important word, "Graduate."



Arkansas is one of 24 schools at the FBS level with at least 10 graduates on the roster this fall. The Hogs are one of four schools from the SEC.

FBS SCHOOLS WITH AT LEAST 10 GRADUATES

19	UAB	12	Akron	10	Arkansas
17	Clemson	12	Houston	10	Cincinnati
15	Arizona State	12	Maryland	10	Minnesota
15	Pittsburgh	12	Temple	10	Nevada
14	Baylor	12	Virginia	10	South Carolina
14	Northwestern	11	Kansas	10	Tennessee
14	SMU	11	Old Dominion	10	UCF
12	Alabama	11	Penn State	10	West Virginia

RAZORBACK NOTEBOOK

HARRIS & GREENLAW SEC'S TOP TACKLING DUO RETURN

Linebackers De'Jon Harris (115) and Dre Greenlaw (103) combined for 218 total tackles last season to become the SEC's top tackling duo. The pair were the only SEC teammates to accomplish the 100+ tackle feat in 2017 with Harris finishing second in the league and Greenlaw finishing sixth overall. Harris and Greenlaw are one of just two returning pairs of linebackers in the FBS this season that recorded 100+ tackles each last season.

- Harris and Greenlaw were among the leaders in the SEC in tackles with Harris registering seven games of 10+ tackles and Greenlaw collecting six games of 10+ stops.
- Six of Harris' double-digit tackle efforts came in SEC play in 2017.
- Harris' seven double-digit tackle games in a season is the most since All-SEC linebacker Martrell Spaight had eight in 2014.
- Harris finished No. 3 in the SEC and No. 29 in the FBS in solo tackles (66).
- Greenlaw has 11 double-digit tackle efforts since 2015.
- With 11 tackles against Coastal Carolina on Nov. 4, Greenlaw eclipsed 200 for his career. He became just the seventh Razorback in the last 10 seasons to accomplish that feat.
- Greenlaw has led or tied for the team lead in tackles 12 times since his freshman season in 2015.

DECORATED FROHOLDT ANCHORING O-LINE

Senior Hjalte Froholdt is anchoring the offensive line in his final season in Fayetteville. The native of Denmark moved to center during fall camp after starring at left guard and starting 25 straight games. The former defensive lineman was tabbed an All-SEC first teamer by Pro Football Focus, All-SEC third team by Phil Steele and a CoSIDA Academic All-District member in 2017 after not allowing a sack over 389 snaps of pass protection. Froholdt has garnered plenty of preseason accolades:

- Second-team All-American & first-team All-SEC (Phil Steele)
- Second-team All-SEC (SEC media & SEC coaches)
- Second-team All-SEC (Lindy's)
- Third-team All-SEC (Athlon)
- Wuerffel Trophy Watch List
- Outland Trophy Watch List
- Allstate AFCA Good Works Team Nominee
- William V. Campbell Trophy semifinalist

HARRIS = TACKLING MACHINE

Junior De'Jon "Scoota" Harris was a tackling machine as a sophomore, racking up a team-best 115 tackles last season. Those tackles helped Harris earn All-SEC first team recognition from Pro Football Focus and second-team All-SEC from the Associated Press. He paced the Hogs in tackles for loss (8.5) and sacks (3.5) to become the first Razorback since at least 1973 to lead Arkansas in tackles, tackles for loss and sacks in the same season. Harris enters his junior season with these preseason honors:

- Second-team All-SEC (Phil Steele)
- Third-team All-SEC (SEC media & SEC coaches)
- Bednarik Award Watch List
- Bronko Nagurski Award Watch List
- Butkus Award Watch List

WHALEY, HAYDEN ON DOAK WALKER WATCH LIST

Running backs Devwah Whaley and Chase Hayden are among the 62 running backs on the preseason Doak Walker Award watch list to make Arkansas one of three programs with two players on the list. Whaley is the Razorbacks' leading returning rusher after he ran for 559 yards and seven touchdowns on 127 carries while starting 11 of 12 games last season. He carries a six-game streak with at least one touchdown scored, scoring either on the ground or through the air in the Hogs' final six games of 2017. Hayden rushed for 326 yards on 61 carries, scoring four times in seven games of his freshman campaign before a broken leg forced him to miss the final five games.

- Whaley finished last season as the second-leading rusher with 559 yards and seven TDs.
- Tied for the team lead in total touchdowns with eight.
- Scored a touchdown in Arkansas' final six games of 2017.
- Hayden ran for 326 yards (third-most on team) on 61 carries in just seven games as a freshman last season.
- Tabbed SEC Freshman of the Week after the opener, when he ran for a game-high 120 yards on 14 carries in his collegiate debut against Florida A&M.
- Darren McFadden is the only Razorback to win the Doak Walker, doing it in back-to-back years in 2006 and 2007.

SEC STANDINGS

EASTERN DIVISION

Team	OVR	SEC	Home	Road	Strk
Georgia	5-0	3-0	3-0	2-0	W5
Kentucky	5-0	3-0	4-0	1-0	W5
Florida	4-1	2-1	2-1	2-0	W3
S. Carolina	2-2	1-2	1-1	1-1	L1
Missouri	3-1	0-1	2-1	1-0	L1
Vanderbilt	3-2	0-1	3-1	0-1	W1
Tennessee	2-3	0-2	2-1	0-1	L2

WESTERN DIVISION

Team	OVR	SEC	Home	Road	Strk
Alabama	5-0	2-0	3-0	1-0	W5
LSU	5-0	2-0	3-0	1-0	W5
Auburn	4-1	1-1	3-1	0-0	W2
Texas A&M	3-2	1-1	2-1	0-1	W1
Miss. State	3-2	0-2	2-1	1-1	L2
Ole Miss	3-2	0-2	2-1	0-1	L1
Arkansas	1-4	0-2	1-1	0-2	L4

THIS WEEK IN THE SEC

Saturday, October 6

Alabama at Arkansas | 11 a.m. | ESPN
 Missouri at South Carolina | 11 a.m. | SECN
 LSU at Florida | 2:30 p.m. | CBS
 UL Monroe at Ole Miss | 3 p.m. | SECN
 Kentucky at Texas A&M | 6 p.m. | ESPN
 Vanderbilt at Georgia | 6:30 p.m. | ESPN2
 Auburn at Mississippi State | 6:30 p.m. | SECN

NEXT WEEK IN THE SEC

Saturday, October 13

Missouri at Alabama | TBA | TBA
 Georgia at LSU | TBA | TBA
 Tennessee at Auburn | TBA | TBA
 Ole Miss at Arkansas | TBA | TBA
 Texas A&M at South Carolina | TBA | TBA
 Florida at Vanderbilt | TBA | TBA

All times Central

MISCELLANEOUS OFFENSE STATS

GAMES WITH A RECEPTION

Player	2014	2015	2016	2017	2018	Career
Jarrold Barnes	--	--	--	1	0	1
Rakeem Boyd	--	--	--	--	4	4
Austin Cantrell	--	--	10	8	3	21
Jared Cornelius	8	8	10	3	3	32
Gary Cross	--	--	--	1	0	1
Grayson Gunter	--	--	1	--	1	2
Chase Hayden	--	--	--	1	3	4
T.J. Hammonds	--	--	0	1	3	4
Chase Harrell	--	--	--	--	1	1
Hayden Johnson	--	--	2	3	0	5
Jordan Jones	--	--	--	9	5	14
Jonathan Nance	--	--	--	10	1	11
Cheyenne O'Grady	--	--	2	9	1	12
Jeremy Patton	--	--	--	5	4	9
LaMichael Pettway	--	--	1	6	4	11
Deon Stewart	--	--	2	10	5	17
De'Vion Warren	--	--	--	1	1	2
Devwah Whaley	--	--	5	5	2	12
Mike Woods	--	--	--	--	3	3

5+ RECEPTIONS

Player	2015	2016	2017	2018	Career
Jared Cornelius	1	2	--	0	3
Jordan Jones	--	--	--	1	1
Jonathan Nance	--	--	2	0	2
LaMichael Pettway	--	--	--	1	1
Deon Stewart	--	0	2	0	2

20+ YARD RECEPTION

Player	2014	2015	2016	2017	2018	Career
Jarrold Barnes	--	--	--	1	0	1
Rakeem Boyd	--	--	--	--	1	1
Austin Cantrell	--	--	1	1	1	2
Jared Cornelius	2	6	11	--	0	19
Grayson Gunter	--	--	1	--	0	1
T.J. Hammonds	--	--	0	1	1	2
Chase Harrell	--	--	--	--	1	1
Chase Hayden	--	--	--	1	0	1
Jordan Jones	--	--	--	3	2	5
Jonathan Nance	--	--	--	8	0	8
Cheyenne O'Grady	--	--	2	--	2	4
Jeremy Patton	--	--	--	5	0	5
LaMichael Pettway	--	--	0	1	2	3
Deon Stewart	--	--	--	3	1	4
Devwah Whaley	--	--	4	1	0	5
Mike Woods	--	--	--	--	3	3

40+ YARD RECEPTION

Player	2015	2016	2017	2018	Career
Austin Cantrell	--	--	--	1	1
Jared Cornelius	1	1	--	0	2
T.J. Hammonds	--	0	1	1	2
Jordan Jones	--	--	3	2	5
Jonathan Nance	--	--	4	0	4
LaMichael Pettway	--	--	--	1	1
Devwah Whaley	--	1	--	0	1

FIRST DOWN RECEPTIONS

Player	2014	2015	2016	2017	2018	Career
Jarrold Barnes	--	--	--	1	0	1
Rakeem Boyd	--	--	--	--	3	3
Austin Cantrell	--	--	3	5	3	11
Jared Cornelius	11	20	21	2	5	59
Grayson Gunter	--	--	1	--	1	2
T.J. Hammonds	--	--	0	1	2	3
Chase Harrell	--	--	--	--	2	2
Chase Hayden	--	--	--	1	1	2
Hayden Johnson	--	--	1	2	0	3
Jordan Jones	--	--	--	12	5	17
Jonathan Nance	--	--	--	18	0	18
Cheyenne O'Grady	--	--	2	10	3	15
Jeremy Patton	--	--	--	7	2	9
LaMichael Pettway	--	--	0	3	8	11
Deon Stewart	--	--	1	20	2	23
Devwah Whaley	--	--	5	3	0	8
Mike Woods	--	--	--	--	5	5

100 YARDS RECEIVING

Player	2015	2016	2017	2018	Career
Jared Cornelius	--	3	--	--	3
Jonathan Nance	--	--	2	--	2
Jordan Jones	--	--	1	1	2

GAMES WITH A RECEIVING TD

Player	2014	2015	2016	2017	2018	Career
Austin Cantrell	--	--	2	--	1	3
Jared Cornelius	2	3	3	1	0	9
T.J. Hammonds	--	--	0	1	1	2
Jordan Jones	--	--	--	3	1	4
LaMichael Pettway	--	--	1	--	2	3
Jonathan Nance	--	--	--	4	0	4
Cheyenne O'Grady	--	--	1	2	--	3
Deon Stewart	--	--	--	3	0	3
Devwah Whaley	--	--	0	1	0	1
Mike Woods	--	--	--	--	1	1

GAMES WITH MULTIPLE RECEIVING TDS

Player	2015	2016	2017	2018	Career
Jared Cornelius	--	1	--	0	1
Jonathan Nance	--	--	1	0	1
LaMichael Pettway	--	--	--	1	1

10+ YARD RUNS

Player	2014	2015	2016	2017	2018	Career
Rakeem Boyd	--	--	--	--	5	5
Jared Cornelius	1	3	1	--	0	5
T.J. Hammonds	--	--	3	9	1	13
Chase Hayden	--	--	--	9	1	10
John Stephen Jones	--	--	--	--	1	1
Jordan Jones	--	--	--	2	0	2
Cole Kelley	--	--	--	6	0	6
Jonathan Nance	--	--	--	2	0	2
Connor Noland	--	--	--	--	1	1
Ty Storey	--	--	--	--	6	6
Devwah Whaley	--	--	19	12	8	39
Maleek Williams	--	--	--	--	1	1

20+ YARD RUNS

Player	2015	2016	2017	2018	Career
Rakeem Boyd	--	--	--	3	3
Jared Cornelius	1	--	--	0	1
T.J. Hammonds	--	1	4	0	5
Chase Hayden	--	--	2	0	2
Jordan Jones	--	--	2	0	2
Jonathan Nance	--	--	1	0	1
Devwah Whaley	--	3	5	0	8
Maleek Williams	--	--	--	1	1

RUSHING FIRST DOWNS

Player	2014	2015	2016	2017	2018	Career
Rakeem Boyd	--	--	--	--	7	7
Austin Cantrell	--	--	0	1	0	1
Jared Cornelius	1	3	3	0	0	7
T.J. Hammonds	--	--	4	9	1	14
Chase Hayden	--	--	--	17	2	19
Jordan Jones	--	--	--	2	0	2
Cole Kelley	--	--	--	16	3	19
Connor Noland	--	--	--	--	1	1
Jonathan Nance	--	--	--	2	0	2
Ty Storey	--	--	0	0	5	5
Devwah Whaley	--	--	28	28	13	69
Maleek Williams	--	--	--	--	2	2

100 YARDS RUSHING

Player	2015	2016	2017	2018	Career
T.J. Hammonds	--	0	1	0	1
Chase Hayden	--	--	1	0	1
Devwah Whaley	--	2	1	1	4

GAMES WITH A RUSHING TD

Player	2015	2016	2017	2018	Career
Austin Cantrell	--	0	1	0	1
Jared Cornelius	2	1	--	0	3
T.J. Hammonds	--	1	1	0	2
Chase Hayden	--	--	3	0	3
Cole Kelley	--	--	2	1	3
Ty Storey	--	--	--	1	1
Devwah Whaley	--	3	6	2	11
Maleek Williams	--	--	--	1	1

GAMES WITH MULTIPLE RUSHING TDS

Player	2015	2016	2017	2018	Career
Chase Hayden	--	--	1	0	1

MISC. DEFENSE STATS

DOUBLE-DIGIT TACKLES

Player	2015	2016	2017	2018	Career
Dre Greenlaw	4	1	5	2	12
De'Jon Harris	--	1	7	3	11
Santos Ramirez	0	0	1	2	3
Kevin Richardson	2	--	--	0	2

TEAM LEADER IN TACKLES (Ties included)

Player	2015	2016	2017	2018	Career
Kamren Curl	--	--	1	1	2
Dre Greenlaw	5	2	4	1	12
De'Jon Harris	--	2	7	3	12
Grant Morgan	--	--	1	0	1
Ryan Pulley	--	1	--	0	1
Santos Ramirez	0	2	2	0	4
Kevin Richardson	2	1	--	0	3

GAMES WITH A SACK (Half sacks included)

Player	2015	2016	2017	2018	Career
McTelvin Agim	--	3	2	1	6
Austin Capps	--	1	2	0	3
Dre Greenlaw	1	0	1	1	3
De'Jon Harris	--	1	4	1	6
D'Vone McClure	--	--	0	1	1
Derrick Munson	--	--	--	1	1
Ryan Pulley	0	0	0	1	1
Randy Ramsey	--	3	2	1	6
T.J. Smith	--	0	2	1	3
Briston Guidry	--	0	1	0	1
Armon Watts	0	0	0	4	4

MULTIPLE SACKS (1.5 sacks or more)

Player	2014	2015	2016	2017	Career
--------	------	------	------	------	--------

MONEY PLAYS

NOTE: Money plays are defined as plays resulting in a first down or a touchdown.

Money Rushers

	1st	TD	No	Att
Devwah Whaley	13	2	15	53
Rakeem Boyd	7	0	7	31
Ty Storey	5	1	6	20
Cole Kelley	3	2	5	12
Maleek Williams	2	1	2	10
Chase Hayden	2	0	2	27
Connor Noland	1	0	1	2
TJ Hammonds	1	0	1	10
TOTALS	34	6	39	172

1st Down

Money Rushers	1st	TD	No	Att
Devwah Whaley	4	1	5	33
Rakeem Boyd	3	0	3	22
Maleek Williams	1	1	1	4
Ty Storey	1	0	1	5
TJ Hammonds	1	0	1	5
TOTALS	10	2	11	94

2nd Down

Money Rushers	1st	TD	No	Att
Devwah Whaley	7	0	7	17
Ty Storey	3	1	4	10
Rakeem Boyd	3	0	3	8
Cole Kelley	0	1	1	3
Maleek Williams	1	0	1	5
Chase Hayden	1	0	1	9
TOTALS	15	2	17	55

3rd Down

Money Rushers	1st	TD	No	Att
Devwah Whaley	2	1	3	3
Cole Kelley	2	1	3	5
Connor Noland	1	0	1	1
Rakeem Boyd	1	0	1	1
Ty Storey	1	0	1	5
Chase Hayden	1	0	1	1
TOTALS	8	2	10	22

4th Down

Money Rushers	1st	TD	No	Att
Cole Kelley	1	0	1	1
TOTALS	1	0	1	1

Money Receptions

	1st	TD	No	Rec
LaMichael Pettway	8	3	8	12
Jordan Jones	5	1	5	11
Mike Woods	5	1	5	7
Jared Cornelius	5	0	5	5
Austin Cantrell	3	1	3	4
Cheyenne O'Grady	3	0	3	3
Rakeem Boyd	3	0	3	8
Jeremy Patton	2	0	2	5
Chase Harrell	2	0	2	4
Deon Stewart	3	0	3	6
TJ Hammonds	2	1	2	4
Grayson Gunter	1	0	1	1
Chase Hayden	1	0	1	3
TOTALS	43	7	43	79

1st Down

Money Receptions	1st	TD	No	Rec
LaMichael Pettway	4	2	4	5
Mike Woods	2	1	2	3
Jordan Jones	2	1	2	6
TJ Hammonds	2	1	2	2
Grayson Gunter	1	0	1	1
Cheyenne O'Grady	1	0	1	1
Rakeem Boyd	1	0	1	2
Austin Cantrell	1	0	1	1
Jared Cornelius	1	0	1	1
Deon Stewart	1	0	1	1
TOTALS	16	5	16	28

2nd Down

Money Receptions	1st	TD	No	Rec
LaMichael Pettway	3	1	3	5
Mike Woods	2	0	2	3
Jeremy Patton	2	0	2	4
Cheyenne O'Grady	2	0	2	2
Rakeem Boyd	2	0	2	5
Jared Cornelius	1	0	1	1
Chase Hayden	1	0	1	3
Jordan Jones	1	0	1	3
Austin Cantrell	1	0	1	2
TOTALS	15	1	15	35

3rd Down

Money Receptions	1st	TD	No	Rec
Jared Cornelius	3	0	3	3
Jordan Jones	2	0	2	2
Chase Harrell	2	0	2	2
Deon Stewart	2	0	2	2
Austin Cantrell	1	1	1	1
Mike Woods	1	0	1	1
LaMichael Pettway	1	0	1	2
TOTALS	12	1	12	16

20+ YARD BREAKDOWN

BY YARDS

Yards	No.	TD
100+	0	0
90-99	0	0
80-89	0	0
70-79	0	0
60-69	3	2
50-59	1	1
40-49	5	2
30-39	6	0
20-29	13	2
TOTAL	28	7

BY TYPE

Type	No.	TD
Rushing	4	1
Passing	14	6
Punt returns	1	0
Kick returns	8	0
Interceptions	0	0
Fumble returns	1	0
Other	0	0
TOTAL	28	7

BY PLAYER

Player	No.	TD	R	P	KR	PR	IR	FR
De'Vion Warren	5	0	0	0	5	0	0	0
Rakeem Boyd	4	0	3	1	0	0	0	0
Mike Woods	3	1	0	3	0	0	0	0
Deon Stewart	3	0	0	1	1	1	0	0
LaMichael Pettway	2	2	0	2	0	0	0	0
Jordan Jones	2	1	0	2	0	0	0	0
Cheyenne O'Grady	2	0	0	2	0	0	0	0
Austin Cantrell	1	1	0	1	0	0	0	0
TJ Hammonds	1	1	0	1	0	0	0	0
Maleek Williams	1	1	1	0	0	0	0	0
Chase Harrell	1	0	0	1	0	0	0	0
Bumper Pool	1	0	0	0	0	0	0	1
Britto Tutt	1	0	0	0	1	0	0	0
Gary Cross	1	0	0	0	1	0	0	0
TOTAL	28	7	4	14	8	1	0	1

ARKANSAS 20+ YARD PLAYS

Yards	Type	Player(s)	Opponent
*68	Rush	Maleek Williams	North Texas
*64	Pass	TJ Hammonds from Cole Kelley	Colorado State
60	FR	Bumper Pool	Eastern Illinois
*57	Pass	Jordan Jones from Ty Storey	Eastern Illinois
*48	Pass	LaMichael Pettway from Ty Storey	Eastern Illinois
46	Pass	Jordan Jones from Ty Storey	Eastern Illinois
45	PR	Deon Stewart	Colorado State
45	Rush	Rakeem Boyd	Auburn
*42	Pass	Austin Cantrell from Cole Kelley	Eastern Illinois
36	Pass	Cheyenne O'Grady from Ty Storey	Texas A&M
36	Pass	Chase Harrell from Ty Storey	Eastern Illinois
36	Rush	Rakeem Boyd	Colorado State
34	KR	De'Vion Warren	Eastern Illinois
33	Pass	Rakeem Boyd from Ty Storey	Auburn
32	Pass	Deon Stewart from Ty Storey	Auburn
*29	Pass	Mike Woods from Ty Storey	Texas A&M
27	KR	De'Vion Warren	Eastern Illinois
26	KR	Britto Tutt	North Texas
*25	Pass	LaMichael Pettway from Cole Kelley	Colorado State
25	Pass	Mike Woods from Cole Kelley	North Texas
25	Rush	Rakeem Boyd	Texas A&M
24	Pass	Cheyenne O'Grady from Ty Storey	Texas A&M
23	KR	De'Vion Warren	Colorado State
21	KR	De'Vion Warren	Eastern Illinois
21	Pass	Mike Woods from Ty Storey	Texas A&M
20	KR	De'Vion Warren	Eastern Illinois
20	KR	Deon Stewart	Auburn
20	KR	Gary Cross	North Texas

* Touchdown scored on play

HEAD COACH CHAD MORRIS

THE MORRIS TEMPO

46,975

Yards of total offense Chad Morris' offenses have racked up over last 8 years, averaging 460.5 yards per game

3,611

Total points - 35.4 points per game - over last eight seasons

431

Total touchdowns (242 passing, 189 rushing) over last eight seasons

40

Averaged 40+ points per game in four seasons, at least once at Tulsa, Clemson & SMU

19

Games with 50+ points and 42 games with 40+ points

10

Finish nationally in scoring offense four times

5

Passed for 3,000+ yards and rushed for 2,000+ yards in the same season five times

COACHING HISTORY

2018-Pres.	Arkansas - Head Coach
2015-17	SMU - Head Coach
2011-14	Clemson - Offensive Coordinator/QBs
2010	Tulsa - Associate Head Coach/OC/QBs
2008-09	Lake Travis (Texas) HS - Head Coach
2003-07	Stephenville (Texas) HS - Head Coach
2000-02	Bay City (Texas) HS - Head Coach
1998-99	Elysian Fields (Texas) HS - Head Coach
1994-97	Eustace (Texas) HS - Head Coach

POSTSEASON EXPERIENCE

HEAD COACH	
SMU	2017 Frisco Bowl

ASSISTANT COACH

Clemson	2014 Russell Athletic Bowl
	2013 Orange Bowl
	2012 Chick-fil-a Bowl
	2011 Orange Bowl
Tulsa	2010 Hawaii Bowl

MORRIS TAKES OVER ON THE HILL

SMU TURNAROUND

During his three seasons at SMU (2015-17), Morris used his Texas recruiting roots and offensive prowess to take the Mustangs from a 1-11 campaign in 2013 before he took over to the program's first bowl bid since 2012 with a 7-5 mark last season.

Morris' offensive scheme was exactly what SMU needed, as it increased the team's scoring output by 16.7 points per game in his first season - the second-largest increase in the nation in 2015. Even more impressive, Morris inherited an offense that ranked last (128th) in the FBS in scoring in 2014 (11.8) and turned it into the nation's eighth-highest scoring offense (40.1) in 2017.

The 2017 SMU offense marked the fourth time and third different program that Morris has either been the head coach or offensive coordinator of that has finished in the top 10 in the FBS in scoring average at more than 40 points per game. The Mustangs are one just two FBS teams that featured a 3,000-yard passer, 1,000-yard rusher and multiple 1,000-yard receivers in 2017.

CLEMSON OFFENSIVE EXPLOSION

Morris' impact during his four years at Clemson as offensive coordinator helped result in a 41-11 record, the 2011 ACC Championship and four bowl berths, including two BCS Orange Bowl appearances. Under Morris' scheme, the Tigers established 127 offensive records (89 individual/38 team) and posted the top three scoring seasons in school history, as well as four of the top five passing seasons at Clemson.

The Clemson offense in its second season under Morris with ACC Player of the Year Tajh Boyd at quarterback set school records for total yards per game (512.7) and points per game (41.0), ranking sixth in the nation in scoring and ninth in the nation in total offense. The 2013 squad backed up those numbers with 508.5 yards and 40.2 points per game, figures that ranked ninth and eighth nationally.

Morris' record-setting offense in 2012 and 2013 marked the first time in ACC history that an active member of the conference had averaged more than 40 points per game in back-to-back seasons. Clemson was also one of just two FBS schools with a 3,000-yard passer, 1,000-yard rusher and 1,000-yard receiver every year from 2011-13.

For his work, Morris was named AFCA National Assistant Coach of the Year and one of five finalists for National Offensive Coordinator of the Year by 247Sports.com in 2013, and the National Offensive Coordinator of the Year by Rivals.com in 2011.

Morris' offensive brilliance also helped attract and develop some of the best offensive players in Clemson history into current NFL stars. From the 2012 NFL Draft to 2015 NFL Draft, Morris saw seven of his offensive players drafted, including four wide receivers, tied for the most from any school over that span. Included in the quartet of wide receivers drafted were first round picks DeAndre Hopkins (Houston Texans) and Sammy Watkins (Los Angeles Rams). Morris also recruited 2015 All-Americans Deshaun Watson and Shaq Lawson, who both went on to be first round NFL draft picks.

INSTANT IMPACT

After a legendary 16 years as a head coach on the Texas prep level, Morris' collegiate debut came as the associate head coach/offensive coordinator at Tulsa in 2010. In his one season as offensive coordinator working specifically with the quarterbacks, Morris helped the Golden Hurricane average 41.4 points per game, good for sixth nationally, and finish with seven straight wins for a 10-3 record following a 5-7 mark in 2009. Tulsa scored 40 or more points seven times, including 50+ in four games, and finished as one of five FBS teams with over 30 rushing and 30 passing touchdowns.

TEXAS LEGEND

A native of Dallas, Morris became a legend in the state of Texas during his 16 years as a head coach at the high school level, posting a 169-38 record overall and winning back-to-back undefeated state championships in his final two seasons at Lake Travis High School. Over his 16 seasons, Morris led six of his teams to the Texas State Championship game, highlighted by three titles, and he earned Coach of the Year honors 11 times.

Morris earned his bachelor's degree in mathematics with a minor in statistics from Texas A&M University in 1992. He and his wife, Paula, have two children, daughter Mackenzie and son Chandler.



BESTS UNDER MORRIS

RECORD WHEN . . .

Scoring First	10-13
Opponent Scores First	5-13
Leading After 1st Quarter	11-9
Leading At Halftime	14-1
Leading After 3rd Quarter	10-0
Scoring 21+ Points	14-18
Scoring 30+ Points	14-9
Scoring 40+ Points	8-5
Scoring 50+ Points	4-0
400+ Yards Total Offense	14-13
500+ Yards Total Offense	4-3
200+ Rushing Yards	9-5
300+ Rushing Yards	2-0
200+ Passing Yards	13-19
300+ Passing Yards	6-6
20+ First Downs	11-17
40 percent+ 3rd-Down Conv.	11-10
2 or Fewer Turnovers	12-17
Less than 14 Points Allowed	1-0
Less than 21 Points Allowed	4-0
300 or Less Yds Total Off Allowed	3-1
150 or Less Rush Yds Allowed	9-3
100 or Less Rush Yds Allowed	6-3
150 or Less Pass Yds Allowed	3-6
100 or Less Pass Yds Allowed	0-2
15 or Less 1st Downs Allowed	2-2
2+ Turnovers Forced	10-12
More Rush Yards	10-4
More Pass Yards	9-11
Fewer Turnovers	12-7
More Time of Possession	9-12
More First Downs	8-7
Fewer Penalties	9-14
1 Penalty	0-1
2-5 Penalties	5-13
6-9 Penalties	7-10
10+ Penalties	3-1
Special Teams Touchdown	1-2
100-Yard Rusher	8-7
200-Yard Passer	11-15
100-Yd Rusher+200-Yd Passer	5-4

VS. ALL-TIME OPPONENTS

Team	Record
Arkansas State	1-0
Auburn	0-1
Baylor	0-2
UCF	0-1
Cincinnati	1-0
Colorado State	0-1
Connecticut	1-0
East Carolina	1-1
Eastern Illinois	1-0
Houston	1-2
James Madison	0-1
Liberty	1-0
Memphis	0-3
Navy	0-3
North Texas	3-1
USF	0-2
Stephen F. Austin	1-0
Temple	0-2
Texas A&M	0-1
TCU	0-3
Tulane	3-0
Tulsa	1-2
Overall Record	15-26

VS. CONFERENCES

Team	Record
American	8-16
Big 12	0-5
Big South	1-0
CAA	0-1
C-USA	3-1
Mountain West	0-1
Ohio Valley	1-0
Southeastern	0-2
Southland	1-0
Sun Belt	1-0

BESTS UNDER MORRIS

OFFENSE: TEAM

Total Points

1. 58 SMU vs. Stephen F. Austin (9/2/17)
2. **55 Arkansas vs. Eastern Illinois (9/2/18)**
SMU at East Carolina (11/12/16)
4. 54 SMU vs. North Texas (9/09/17)
5. 49 SMU vs. UCONN (9/30/17)
SMU vs. Tulane (11/21/15)
7. 45 SMU at Memphis (11/18/17)
SMU vs. James Madison (9/26/15)
9. 44 SMU vs. Arkansas State (9/23/17)

Total Offensive Yards

1. 581 SMU vs. Tulsa (10/27/17)
2. 578 SMU vs. South Florida (11/19/16)
3. 577 SMU vs. Arkansas State (9/23/17)
4. 572 SMU at North Texas (9/3/16)
5. 544 SMU at Houston (10/7/17)
6. 518 SMU vs. Tulane (11/21/15)
7. 508 SMU at TCU (9/19/15)
8. 498 SMU vs. UCONN (9/30/17)

Total Offensive Plays

1. 89 SMU vs. South Florida (11/19/16)
SMU vs. Central Florida (11/4/17)
3. 87 SMU at Tulsa (10/7/16)
4. 86 SMU vs. Arkansas State (9/23/17)
5. 85 SMU at Houston (10/7/17)
6. 83 SMU vs. Navy (11/26/16)
7. 82 SMU at Baylor (9/10/16)
8. 81 SMU at Cincinnati (10/21/17)

Rushing Attempts

1. 54 SMU vs. Baylor (9/4/15)
SMU vs. Arkansas State (9/23/17)
3. **53 Arkansas at Colorado State (9/8/18)**
SMU vs. North Texas (9/12/15)
5. 48 SMU vs. Stephen F. Austin (9/2/17)
SMU at TCU (9/19/15)
7. 47 (4x) last SMU vs. Liberty (9/17/16)

Rushing Yards

1. 323 SMU vs. Tulane (11/21/15)
2. 311 SMU vs. Arkansas State (9/23/17)
3. **299 Arkansas at Colorado State (9/8/18)**
5. 286 SMU vs. Liberty (9/17/16)
6. 273 SMU vs. North Texas (9/12/15)
7. 272 SMU at North Texas (9/3/16)
8. 259 SMU at Memphis (11/18/17)
9. 243 SMU vs. Stephen F. Austin (9/2/17)
10. 240 SMU at East Carolina (11/12/16)

Rushing Touchdowns

1. 6 SMU vs. Tulane (11/21/15)
2. 5 SMU vs. James Madison (9/26/15)
3. 4 SMU vs. Arkansas State (9/23/17)
4. 3 (6x) last SMU vs. UCONN (9/30/17)

Pass Completions

1. 41 SMU at Houston (10/7/17)
2. 31 SMU vs. Navy (11/26/16)
3. 29 SMU at Tulsa (10/7/16)
4. 27 SMU vs. UCONN (9/30/17)
5. 27 SMU vs. Central Florida (11/4/17)
6. 26 SMU at Cincinnati (10/21/17)
7. 26 SMU at South Florida (11/16/16)
8. 24 SMU vs. Tulane (11/25/17)

Pass Attempts

1. 59 SMU at Houston (10/7/17)
2. 52 SMU at Tulsa (10/7/16)
SMU vs. Central Florida (11/04/17)
4. 46 SMU vs. Tulsa (10/31/15)
SMU vs. Navy (11/26/16)
6. **45 Arkansas vs. North Texas (9/15/18)**
7. 44 SMU at Temple (10/1/16)
SMU at Baylor (9/10/16)
9. 42 SMU vs. South Florida (11/19/16)

Passing Yards

1. 423 SMU vs. South Florida (11/19/16)
2. 397 SMU at Houston (10/7/17)
3. 394 SMU vs. North Texas (9/9/17)
4. 375 SMU vs. Tulane (11/25/17)
5. 366 SMU vs. Tulsa (10/27/17)
6. **353 Arkansas vs. Eastern Illinois (9/2/18)**
7. 339 SMU at TCU (9/16/17)
8. 331 SMU vs. Navy (11/26/16)
9. 330 SMU at TCU (9/19/15)

Passing Touchdowns

1. 5 SMU vs. North Texas (9/9/17)
2. **4 (6x) last Arkansas vs. Eastern Illinois (9/2/18)**

First Downs

1. 31 SMU vs. Arkansas State (9/23/17)
2. 30 SMU vs. Houston (10/7/17)
3. 28 (3x) last vs. South Florida (11/19/16)
6. 27 (2x) last vs. North Texas (9/12/15)

DEFENSE: TEAM

Fewest Total Yards Allowed

1. 219 SMU vs. Stephen F. Austin (9/2/17)
2. **225 Arkansas at Auburn (9/22/18)**
3. 240 SMU vs. North Texas (9/12/15)
4. 280 SMU vs. Liberty (9/17/16)
5. 303 SMU vs. Houston (10/22/16)
6. 328 SMU vs. Tulane (11/21/15)
7. 352 SMU at South Florida (10/24/15)
8. **357 Arkansas vs. Eastern Illinois (9/2/18)**
SMU vs. Louisiana Tech (12/20/17)
10. 368 SMU at Temple (10/1/16)

Fewest Rushing Yards Allowed

1. **40 Arkansas at Colorado State (9/8/18)**
2. 62 SMU vs. Houston (10/22/16)
3. 69 SMU vs. North Texas (9/9/17)
4. 75 SMU vs. Stephen F. Austin (9/2/17)
5. 83 SMU at North Texas (9/3/16)
6. **91 Arkansas at Auburn (9/22/18)**
7. 97 SMU vs. Liberty (9/17/16)
8. 112 SMU vs. North Texas (9/12/15)
9. **127 Arkansas vs. Eastern Illinois (9/2/18)**
10. 137 SMU vs. TCU (9/23/16)

Fewest Passing Yards Allowed

1. 0 SMU at Navy (11/11/17)
2. 81 SMU at Navy (11/14/15)
3. 97 SMU at South Florida (10/24/15)
4. 104 SMU vs. Navy (11/23/16)
5. 124 SMU at Temple (10/1/16)
6. 128 SMU vs. North Texas (9/12/15)
SMU vs. Tulane (11/21/15)
8. **134 Arkansas at Auburn (9/22/18)**
9. 144 SMU vs. Stephen F. Austin (9/2/17)

Fewest First Downs Allowed

1. **13 Arkansas at Auburn (9/22/18)**
SMU vs. Houston (10/22/16)
3. 15 SMU vs. Stephen F. Austin (9/2/17)
SMU at South Florida (10/24/15)
5. 16 SMU vs. Liberty (9/17/16)
SMU vs. South Florida (11/19/16)
7. 17 (3x) last SMU at Temple (10/1/16)

Fewest Points Allowed

1. 13 SMU vs. North Texas (9/12/15)
2. 14 SMU vs. Stephen F. Austin (9/2/17)
SMU vs. Liberty (9/17/16)
4. 16 SMU vs. Houston (10/22/16)
5. 21 (3x) last SMU vs. Arkansas State (9/23/17)

Sacks

1. 8 SMU vs. UCONN (9/30/17)
2. 7 SMU vs. Houston (10/22/16)
3. 5 SMU at North Texas (9/3/16)
SMU vs. North Texas (9/9/17)
5. **4 Arkansas at Auburn (9/22/18)**
SMU at Tulsa (10/7/16)
7. **3 (6x) last Arkansas vs. Texas A&M (9/29/18)**

Tackles For Loss

1. 13 SMU vs. UCONN (9/30/17)
2. 11 SMU at South Florida (10/24/15)
3. 10 SMU at Houston (10/22/16)
SMU vs. Memphis (11/5/16)
5. **9 Arkansas at Auburn (9/22/18)**
SMU at TCU (9/16/17)
7. **8 (4x) last Arkansas vs. Eastern Illinois (9/2/18)**

Turnovers Forced

1. 5 **Arkansas vs. Eastern Illinois (9/2/18)**
SMU at East Carolina (11/12/16)
3. 4 SMU vs. North Texas (9/12/15)
SMU vs. Liberty (9/17/16)
5. 3 (7x) last SMU vs. Central Florida (11/4/17)

OFFENSE: INDIVIDUAL

Pass Completions

41 Ben Hicks vs. Houston (10/7/17)

Pass Attempts

58 Ben Hicks vs. Houston (10/7/17)

Pass Completion % (Min. 10 attempts)

70.6 Ty Storey vs. Eastern Illinois (9/1/18)

Passing Yards

397 Ben Hicks vs. Houston (10/7/17)

Passing Touchdowns

4 Ben Hicks vs. Tulane (11/25/17)
Ben Hicks vs. Memphis (11/18/17)
Ben Hicks vs. Navy (11/11/17)
Ben Hicks vs. UConn (9/30/17)
Ben Hicks vs. North Texas (9/9/17)

Passing Interceptions

4 Cole Kelley vs. North Texas (9/15/18)

Passer Rating (Min. 10 attempts)

257.8 Ty Storey vs. Eastern Illinois (9/1/18)

Rush Attempts

29 Braeden West vs. South Florida (11/19/16)

Rushing Yards

220 Braeden West vs. Liberty (9/17/16)

Rushing Touchdowns

3 Xavier Jones at Tulane (11/21/15)

Receptions

17 Trey Quinn at Cincinnati (10/21/17)
Trey Quinn at Houston (10/7/17)

Receiving Yards

252 Courtland Sutton vs. South Florida (11/19/16)

Receiving Touchdowns

3 Courtland Sutton at North Texas (9/3/17)

Total Touchdowns

4 Courtland Sutton vs. North Texas (9/9/17)

DEFENSE: INDIVIDUAL

Solo Tackles

12 De'Jon Harris vs. Texas A&M (9/29/18)
Mikial Onu vs. Tulsa (10/27/17)
Jonathan Yenga vs. James Madison (9/26/15)

Total Tackles

16 De'Jon Harris vs. Texas A&M (9/29/18)

Tackles For Loss

4 Justin Lawler vs. Memphis (11/5/17)
Kyrin Mitchell vs. UConn (9/30/17)
Justin Lawler vs. UConn (9/30/17)
Justin Lawler at North Texas (9/3/16)

Sacks

4.0 Justin Lawler vs. UConn (9/30/17)

Interceptions

2 Dre Greenlaw vs. Texas A&M (9/29/18)
Horace Richardson at East Carolina (11/12/16)
Jordan Wyatt vs. Liberty (9/17/16)
Horace Richardson at North Texas (9/3/16)

Pick Sixes

2 Horace Richardson at East Carolina (11/12/16)

Fumbles Recovered

2 Chevin Calloway vs. Eastern Illinois (9/1/18)

Scoop and Scores

1 Jordan Wyatt vs. Stephen F. Austin (9/2/17)

Fumbles Forced

2 Andrew McCleneghen vs. North Texas (9/12/15)

SPECIAL TEAMS: INDIVIDUAL

Extra Points Made

7 Connor Limpert vs. Eastern Illinois (9/1/18)
Josh Williams vs. UConn (9/30/17)
Josh Williams vs. North Texas (9/9/17)
Josh Williams vs. Stephen F. Austin (9/2/17)
Chad Hedlund vs. Tulane (11/12/15)

Field Goals Made

4 Josh Williams at Tulsa (10/7/16)

Points Kicking

16 Josh Williams at Tulsa (10/7/16)

Punt Yards

406 Jamie Sackville at Tulsa (10/7/16)

Yards Per Punt

50 Jamie Sackville at Houston (10/7/17)

Kick Return Yards

180 Braeden West vs. Temple (11/6/15)

Punt Return Yards

45 Deon Stewart at Colorado State (9/8/18)

Kick Return Touchdown

1 Braeden West vs. Temple (11/6/15)

300-YARD PASSING GAMES

Total: 9

397	Ben Hicks at Houston (10/7/17)
380	Ben Hicks vs. South Florida (11/19/16)
375	Ben Hicks vs. Tulane (11/25/17)
338	Ben Hicks vs. Tulsa (10/27/17)
334	Matt Davis at TCU (9/19/15)
331	Ben Hicks vs. Navy (11/26/16)
312	Ben Hicks vs. North Texas (9/9/17)
305	Ben Hicks at TCU (9/16/17)
302	Ben Hicks at Tulane (10/29/16)

100-YARD RUSHING GAMES

Total: 19

220	Braeden West vs. Liberty (9/17/16)
177	Xavier Jones at Memphis (11/18/17)
165	Devwah Whaley at Colorado State (9/8/18)
156	Matt Davis vs. Tulane (11/21/15)
146	Xavier Jones vs. Arkansas State (9/23/17)
126	Braeden West at Tulsa (10/7/16)
125	Matt Davis vs. North Texas (9/12/15)
120	Braeden West vs. South Florida (11/19/16)
119	Braeden West at Tulane (10/29/16)
117	Xavier Jones at North Texas (9/3/16)
117	Xavier Jones vs. Tulane (11/21/15)
115	Braeden West vs. Houston (10/22/16)
115	Matt Davis vs. Baylor (9/4/15)
111	Ke'Mon Freeman at East Carolina (11/12/16)
111	Xavier Jones at Navy (11/11/17)
110	Matt Davis at North Texas (9/3/16)
104	Braeden West at East Carolina (11/12/16)
102	Matt Davis vs. Temple (11/6/15)
100	Xavier Jones at Houston (10/7/17)

MULTIPLE 100-YARD RUSHERS

Total: 3 (Order by date)

111	Ke'Mon Freeman at East Carolina (11/12/16)
104	Braeden West
117	Xavier Jones at North Texas (9/3/16)
110	Matt Davis
156	Matt Davis vs. Tulane (11/21/15)
117	Xavier Jones

100-YARD RECEIVING GAMES

Total: 25

252	Courtland Sutton vs. South Florida (11/19/16)
186	Trey Quinn at Cincinnati (10/21/17)
173	James Proche vs. UCF (11/4/17)
166	Courtland Sutton at East Carolina (11/12/16)
165	Courtland Sutton vs. Tulsa (10/31/15)
164	James Proche at Tulane (10/29/16)
163	Courtland Sutton vs. North Texas (9/9/17)
162	Courtland Sutton at North Texas (9/3/16)
160	Courtland Sutton at Houston (10/7/17)
156	Trey Quinn at Houston (10/7/17)
139	Trey Quinn vs. Tulane (11/25/17)
137	Courtland Sutton vs. James Madison (9/26/15)
136	Courtland Sutton vs. Tulsa (10/27/17)
132	Jordan Jones vs. Eastern Illinois (9/2/18)
131	James Proche vs. Arkansas State (9/23/17)
123	Courtland Sutton at Navy (11/11/17)
123	James Proche vs. Tulsa (10/27/17)
116	Trey Quinn vs. UConn (9/30/17)
116	Trey Quinn at TCU (9/16/17)
115	Courtland Sutton at TCU (9/19/15)
113	Courtland Sutton vs. TCU (9/23/16)
112	Courtland Sutton vs. UConn (9/30/17)
112	Courtland Sutton at Baylor (9/10/16)
107	Courtland Sutton vs. Tulane (11/25/17)
101	Trey Quinn vs. Tulsa (10/27/17)

MULTIPLE 100-YARD RECEIVERS

Total: 4 (Order by date)

139	Trey Quinn vs. Tulane (11/25/17)
107	Courtland Sutton
136	Courtland Sutton vs. Tulsa (10/27/17)
123	James Proche
101	Trey Quinn
160	Courtland Sutton at Houston (10/7/17)
156	Trey Quinn
116	Trey Quinn vs. UConn (9/30/17)
112	Courtland Sutton

100-YARD RUSHER & RECEIVER

Total: 6

111	Xavier Jones (rush) at Navy (11/11/17)
123	Courtland Sutton (rec)
146	Xavier Jones (rush) vs. Arkansas State (9/23/17)
131	James Proche (rec)
120	Braeden West (rush) vs. South Florida (11/19/16)
252	Courtland Sutton (rec)
111	Ke'Mon Freeman (rush) at East Carolina (11/12/16)
104	Braeden West (rush)
166	Courtland Sutton (rec)
119	Braeden West (rush) at Tulane (10/29/16)
164	James Proche (rec)
117	Xavier Jones (rush) at North Texas (9/3/16)
110	Matt Davis (rush)
162	Courtland Sutton (rec)

300-YARD PASSER / 100-YARD RUSHER

Total: 3

397	Ben Hicks (pass) at Houston (10/7/17)
160	Courtland Sutton (rush)
156	Trey Quinn (rush)
380	Ben Hicks (pass) vs. South Florida (11/19/16)
120	Braeden West (rush)
302	Ben Hicks at Tulane (10/29/16)
119	Braeden West (rush)

300 / 100 / 100

Total: 2

380	Ben Hicks (pass) vs. South Florida (11/19/16)
120	Braeden West (rush)
252	Courtland Sutton (rec)
302	Ben Hicks at Tulane (10/29/16)
119	Braeden West (rush)
164	James Proche (rec)

DEPTH CHART

OFFENSE

WR (9)	16	La'Michael Pettway	Jr. // 6-2 // 219
	8	Mike Woods	Fr. // 6-1 // 190
	14	Chase Harrell	Jr. // 6-4 // 215
TE (3)	44	Austin Cantrell	Jr. // 6-3 // 263
	85	Cheyenne O'Grady	Jr. // 6-4 // 251
LT	74	Colton Jackson	Jr. // 6-5 // 301
	73	Noah Gatlin	Fr. // 6-7 // 293
LG	51	Hjalte Froholdt	Sr. // 6-5 // 315
	54	Austin Capps	Jr. // 6-4 // 311
C	66	Ty Clary	So. // 6-4 // 288
	57	Shane Clenin	R-Fr. // 6-6 // 302
RG	62	Johnny Gibson	Sr. // 6-4 // 319
	68	Kirby Adcock	R-Fr. // 6-5 // 280
RT	60	Brian Wallace	Sr. // 6-6 // 320
	78	Dalton Wagner	R-Fr. // 6-9 // 302
QB	4	Ty Storey	Jr. // 6-2 // 215
	15	Cole Kelley	So. // 6-7 // 258
	13	Connor Noland	Fr. // 6-2 // 207
RB (4)	21	Devwah Whaley	Jr. // 5-11 // 209
	5	Rakeem Boyd	So. // 6-0 // 200
	2	Chase Hayden	So. // 5-10 // 200
-OR-	6	T.J. Hammonds	Jr. // 5-10 // 205
WR (5)	1	Jared Cornelius	Sr. // 5-11 // 203
	9	De'Vion Warren	So. // 5-10 // 180
WR (2)	3	Deon Stewart	Jr. // 5-11 // 161
	10	Jordan Jones	So. // 6-1 // 180

DEFENSE

DE	3	McTelvin Agim	Jr. // 6-3 // 279
	91	Michael Taylor	Sr. // 6-2 // 248
DT	90	Armon Watts	Sr. // 6-5 // 298
	7	Briston Guidry	So. // 6-2 // 292
DT	52	TJ Smith	Jr. // 6-3 // 304
	42	Jonathan Marshall	So. // 6-3 // 301
DE	10	Randy Ramsey	Sr. // 6-4 // 236
	6	Gabe Richardson	Jr. // 6-3 // 240
SAM	27	Hayden Henry	So. // 6-2 // 222
	22	Deon Edwards	So. // 6-1 // 212
MIKE	8	De'Jon Harris	Jr. // 6-0 // 244
	31	Grant Morgan	So. // 5-11 // 220
WILL	23	Dre Greenlaw	Sr. // 6-0 // 227
	16	Bumper Pool	Fr. // 6-2 // 223
	33	Dee Walker	So. // 6-2 // 216
CB	11	Ryan Pulley	Jr. // 5-11 // 198
	21	Montaric Brown	R-Fr. // 6-0 // 187
SS	2	Kamren Curl	So. // 6-2 // 201
	18	Myles Mason	Fr. // 6-2 // 208
FS	9	Santos Ramirez	Sr. // 6-2 // 204
	17	Joe Foucha	Fr. // 5-11 // 198
CB	24	Jarques McClellion	R-Fr. // 6-0 // 173
	14	Britto Tutt	Jr. // 6-1 // 180
NB	36	D'Vone McClure	So. // 6-2 // 215
	39	Derrick Munson	So. // 5-11 // 200
	13	Nate Dalton	Jr. // 6-3 // 195

SPECIAL TEAMS

K	19	Connor Limpert	Jr. // 6-1 // 175
	80	Preston Stafford	Fr. // 6-0 // 180
P	28	Reid Bauer	Fr. // 5-11 // 198
	18	Blake Johnson	Jr. // 6-1 // 182
LS	48	Jordan Silver	R-Fr. // 6-1 // 217
SN	43	George Madden	Jr. // 6-1 // 212
H	14	Jack Lindsey	So. // 6-2 // 195
	18	Blake Johnson	Jr. // 6-1 // 182
KR	9	De'Vion Warren	So. // 5-10 // 180
	3	Deon Stewart	Jr. // 5-11 // 161
PR	3	Deon Stewart	Jr. // 5-11 // 161
	1	Jared Cornelius	Sr. // 5-11 // 203

GAME 6 ALABAMA

GAME-BY-GAME OFFENSIVE STARTERS

Opponent	LT	LG	C	RG	RT	TE	TE/WR/FB	QB	RB	WR	WR
Eastern Illinois	Clenin	Adcock	Froholdt	Gibson	Wallace	Cantrell	Pettway	Kelley	Whaley	Cornelius	Nance
at Colorado State	Gatlin	Clary	Froholdt	Gibson	Wallace	Cantrell	Gunter (TE)	Storey	Whaley	Pettway	Nance
North Texas	Gatlin	Clary	Froholdt	Gibson	Wallace	Cantrell	Patton (TE)	Kelley	Whaley	Pettway	Nance
at Auburn	Jackson	Froholdt	Clary	Gibson	Wallace	Cantrell	Cornelius (WR)	Storey	Whaley	Pettway	Nance
vs. Texas A&M	Jackson	Froholdt	Clary	Gibson	Wallace	Cantrell	O'Grady (TE)	Storey	Boyd	Woods	Stewart
Alabama											
Ole Miss											
Tulsa											
Vanderbilt											
LSU											
at Mississippi State											
at Missouri											

GAME-BY-GAME DEFENSIVE STARTERS

Opponent	DE	DT	DT	DE	SAM	MIKE	WILL	CB	SS	FS	CB	NB
Eastern Illinois	Taylor	Agim	TJ Smith	G. Richardson	--	Harris	Greenlaw	Pulley	Curl	Ramirez	Calloway	McClure
at Colorado State	Agim	Watts	TJ Smith	G. Richardson	--	Harris	Pool	Pulley	Curl	Ramirez	Calloway	McClure
North Texas	Agim	Watts	TJ Smith	Ramsey	--	Harris	Pool	Pulley	Curl	Ramirez	Tutt	McClure
at Auburn	Agim	Watts	TJ Smith	Ramsey	--	Harris	Greenlaw	Pulley	Curl	Ramirez	McClellion	Munson
vs. Texas A&M	Agim	Watts	TJ Smith	Ramsey	Henry	Harris	Greenlaw	Pulley	Curl	Ramirez	McClellion	--
Alabama												
Ole Miss												
Tulsa												
Vanderbilt												
LSU												
at Mississippi State												
at Missouri												

CAREER STARTS

OFFENSE	2018	2017	2016	2015	TOT	CONS	DEFENSE	2018	2017	2016	2015	TOT	CONS
Hjalte Froholdt, OL, Sr.	5	12	13	-	30	30	Dre Greenlaw, LB, Sr.	3	12	7	11	33	2
Johnny Gibson, OL, Sr.	5	12	5	-	22	20	Santos Ramirez, DB, Sr.	5	12	7	3	27	17
Brian Wallace, OL, Sr.	5	7	10	-	22	12	McTelvin Agim, DL, Jr.	5	11	5	-	21	9
Austin Cantrell, TE, Jr.	5	10	5	-	19	8	Ryan Pulley, DB, Jr.	5	1	12	1	19	5
Colton Jackson, OL, Jr.	2	10	3	-	15	2	Kevin Richardson, DB, Sr.	-	9	1	5	15	-
Jared Cornelius, WR, Sr.	2	2	4	6	14	-	De'Jon Harris, LB, Jr.	5	12	-	-	17	17
Devwah Whaley, RB, Jr.	4	10	-	-	14	-	T.J. Smith, DL, Sr.	5	12	-	-	17	17
Jonathan Nance, WR, Sr.	4	6	-	-	10	-	Kamren Curl, DB, So.	5	11	-	-	16	6
Kendrick Jackson, FB, Sr.	-	5	2	1	8	-	Randy Ramsey, LB, Sr.	3	8	3	-	14	3
Hayden Johnson, FB/TE, Jr.	-	-	7	-	7	-	D'Vone McClure, NB, So.	3	-	-	-	3	-
Jeremy Patton, TE, Sr.	1	6	-	-	7	-	Chevin Calloway, CB, So.	2	-	-	-	2	-
Jordan Jones, WR, So.	-	6	-	-	6	-	Gabe Richardson, DL, Jr.	2	-	-	-	2	-
Ty Clary, OL, So.	4	4	-	-	8	4	Bumper Pool, LB, Fr.	2	-	-	-	2	-
Cole Kelley, QB, So.	2	4	-	-	6	-	Armon Watts, DL, Sr.	4	-	-	-	4	4
La'Michael Pettway, WR, Jr.	4	3	-	-	7	-	Michael Taylor, DL, Sr.	1	-	-	-	1	-
Deon Stewart, WR, Jr.	1	5	-	-	6	1	Britto Tutt, DB, Jr.	1	-	-	-	1	-
Noah Gatlin, OL, Fr.	2	-	-	-	2	-	Jarques McClellion, DB, R-Fr.	2	-	-	-	2	2
Cheyenne O'Grady, TE, Jr.	1	1	-	-	2	1	Derrick Munson, DB, So.	1	-	-	-	1	-
Kirby Adcock, OL, R-Fr.	1	-	-	-	1	-	Hayden Henry, LB, So.	1	-	-	-	1	1
Shane Clenin, OL, R-Fr.	1	-	-	-	1	-							
Grayson Gunter, TE, So.	1	-	-	-	1	-							
Ty Storey, QB, Jr.	3	-	-	-	3	2							
Rakeem Boyd, RB, So.	1	-	-	-	1	1							
Mike Woods, WR, Fr.	1	-	-	-	1	1							

EXPERIENCE ANALYSIS

The chart below shows Arkansas' offensive and defensive starting lineups over the last five years with numbers representing total starts by classes and percentages of total starts for the entire season.

Season	G	SR	JR	SO	FR	UpperCI%
2018	5 (1-4)	43 (39.1%)	38 (34.6%)	20 (18.2%)	9 (8.2%)	81 (73.6%)
2017	12 (4-8)	66 (25.0%)	108 (40.1%)	65 (24.6%)	25 (9.5%)	174 (65.9%)
2016	13 (7-6)	114 (39.9%)	82 (28.7%)	70 (24.5%)	20 (6.9%)	196 (68.5%)
2015	13 (8-5)	67 (23.4%)	143 (50.0%)	58 (20.3%)	18 (6.3%)	210 (73.4%)
2014	13 (7-6)	92 (32.2%)	72 (25.2%)	89 (31.1%)	33 (11.5%)	164 (57.3%)
2013	12 (3-9)	107 (40.5%)	59 (22.3%)	57 (21.6%)	41 (15.5%)	166 (66.7%)

GAME 6 ALABAMA

GAME-BY-GAME BREAKDOWN

	FINAL	SCORE BY QUARTER					FIRST DOWNS					RUSHING			PASSING			OFFENSE		PUNTING	FUMBLES	PENALTY	THIRD	TOTAL
GAME	SCORE	1	2	3	4	OT	RU	PA	PN	TOT	ATT	YDS	TD	C-A-I	YDS	TD	ATT	YDS	NO-AVG	NO-LOST	NO-YDS	DOWNS	TOP	
E. Illinois	20	0	6	7	7	-	8	11	2	21	41	127	0	27-40-0	230	3	81	357	4-40.8	6-5	6-30	6/18	30:50	
Arkansas	55	10	28	10	7	-	5	13	0	18	37	80	2	21-29-0	353	4	66	433	5-29.4	0-0	4-40	7/15	27:31	
Arkansas	27	7	6	14	0	-	16	5	3	24	53	299	1	11-22-2	138	2	75	437	5-38.2	0-0	6-60	5/15	32:27	
Colorado St.	34	3	6	8	17	-	5	14	2	21	23	40	1	32-50-1	389	2	73	429	5-56.8	3-1	6-54	6/15	27:33	
North Texas	44	17	17	3	7	-	3	11	4	18	29	95	2	24-46-0	281	1	75	376	9-42.4	2-1	9-102	3/16	30:04	
Arkansas	17	0	10	0	7	-	4	12	4	20	32	126	2	20-45-6	210	0	77	336	9-34.2	0-0	10-70	4/16	29:56	
Arkansas	3	0	0	3	0	-	6	5	2	13	38	149	0	13-32-1	141	0	70	290	9-33.8	2-1	8-57	3/17	32:29	
Auburn	34	10	7	7	10	-	6	6	1	13	36	91	3	15-22-0	134	0	58	225	5-47.2	0-0	7-40	4/13	27:31	
Arkansas	17	0	7	3	7	-	3	8	0	11	26	55	1	14-27-1	193	1	53	248	8-43.2	1-0	6-71	3/12	23:04	
Texas A&M	24	14	3	0	7	-	11	10	3	24	46	176	2	17-26-2	201	0	72	377	4-48.8	0-0	7-44	2/10	36:56	
Alabama																								
Arkansas																								
Ole Miss																								
Arkansas																								
Tulsa																								
Arkansas																								
Vanderbilt																								
Arkansas																								
LSU																								
Arkansas																								
Arkansas																								
Miss. State																								
Arkansas																								
Missouri																								

AP POLL

As of Sept. 30, 2018

Rank	Team	Record	Points	Previous
1	Alabama (58)	5-0	1497	—
2	Georgia	5-0	1405	—
3	Ohio State (1)	5-0	1395	4
4	Clemson (1)	5-0	1278	3
5	LSU	5-0	1233	—
6	Notre Dame	5-0	1216	8
7	Oklahoma	5-0	1193	6
8	Auburn	4-1	1002	10
9	West Virginia	4-0	998	12
10	Washington	4-1	978	11
11	Penn State	4-1	920	9
12	UCF	4-0	759	13
13	Kentucky	5-0	707	17
14	Stanford	4-1	700	7
15	Michigan	4-1	687	14
16	Wisconsin	3-1	642	15
17	Miami	4-1	600	16
18	Oregon	4-1	462	19
19	Texas	4-1	403	18
20	Michigan State	3-1	281	21
21	Colorado	4-0	225	NR
22	Florida	4-1	210	NR
23	NC State	4-0	118	NR
24	Virginia Tech	3-1	89	NR
25	Oklahoma State	4-1	88	NR

Dropped from rankings: BYU 20, Duke 22, Mississippi State 23, California 24, Texas Tech 25

Others receiving votes: Boise State 86, South Florida 83, Syracuse 74, Cincinnati 35, Iowa 34, Texas A&M 31, Washington State 14, TCU 13, California 10, Maryland 10, Missouri 8, Boston College 3, Mississippi State 3, BYU 3, Appalachian State 2, Arizona State 2, San Diego State 1, Hawai'i 1, Duke 1

AMWAY COACHES POLL

As of Sept. 30, 2018

Rank	Team	Record	Points	Previous
1	Alabama (61)	5-0	1597	—
2	Georgia	5-0	1490	3
3	Ohio State (1)	5-0	1467	4
4	Clemson(2)	5-0	1417	2
5	Oklahoma	5-0	1313	—
6	LSU	5-0	1285	—
7	Notre Dame	5-0	1246	8
8	West Virginia	4-0	1055	12
9	Auburn	4-1	1049	10
10	Washington	4-1	1027	11
11	Penn State	4-1	1002	9
12	Wisconsin	3-1	797	13
13	UCF	4-0	763	14
14	Stanford	4-1	753	7
15	Kentucky	5-0	690	17
16	Michigan	4-1	627	15
17	Miami	4-1	587	16
18	Oregon	4-1	453	20
19	Michigan State	3-1	376	18
20	Texas	4-1	342	22
21	Oklahoma State	4-1	255	—
22	Colorado	4-0	170	NR
23	Virginia Tech	3-1	167	24
24	Boise State	3-1	160	25
25	NC State	4-0	121	NR

Dropped from rankings: Mississippi State 19, Duke 23

Others receiving votes: South Florida 109, Florida 105, Syracuse 48, Washington State 43, Cincinnati 42, TCU 40, Appalachian State 34, Texas A&M 31, Iowa 23, Missouri 21, Maryland 14, Mississippi State 13, USC 10, San Diego State 9, Boston College 9, Arizona State 8, South Carolina 6, Troy 5, California 5, Duke 5, BYU 4, Army 4, Louisiana Tech 2, Fresno State 1

GAME 6 ALABAMA

ARKANSAS INDIVIDUAL SEASON-HIGHS

Rush Attempts	26	Devwah Whaley, 9/8 at Colorado State
Yards Rushing	165	Devwah Whaley, 9/8 at Colorado State
TD Rushes	1 (5x)	M. Williams, Kelley, 9/15 vs. North Texas
Long Rush	68	Maleek Willias, 9/15 vs. North Texas
Pass Attempts	35	Cole Kelley, 9/15 vs. North Texas
Pass Completions	16	Cole Kelley, 9/15 vs. North Texas
Yards Passing	261	Ty Storey, 9/1 vs. E. Illinois
TD Passes	3	Ty Storey, 9/1 vs. E. Illinois
Long Pass	64	Cole Kelley, 9/8 at Colorado State
Receptions	5 (2x)	J. Jones, L. Pettway, 9/1 vs. E. Illinois
Yards Receiving	132	Jordan Jones, 9/1 vs. E. Illinois
TD Receptions	2	La'Michael Pettway, 9/1 vs. E. Illinois
Long Reception	64	TJ Hammonds, 9/8 at Colorado State
Field Goals	2 (2x)	last C. Limpert, 9/8 at Colorado State
Long Field Goal	54	Connor Limpert, 9/15 vs. North Texas
Punts	8	Reid Bauer, 9/22 at Auburn
Punting Avg.	43.2	Reid Bauer, 9/29 vs. Texas A&M
Long Punt	50	Reid Bauer, 9/29 vs. Texas A&M
Punts Inside 20	2 (2x)	last Reid Bauer, 9/8 at Colorado State
Long Punt Return	45	Nate Dalton, 9/8 at Colorado State
Long Kickoff Return	34	De'Vion Warren, 9/1 vs. E. Illinois
Tackles	12	De'Jon Harris, 9/15 vs. North Texas
Sacks	1.0 (9x)	Four Players, 9/22 at Auburn
Tackles For Loss	3.0	Dre Greenlaw, 9/22 at Auburn
Interceptions	2	Dre Greenlaw, 9/29 vs. Texas A&M

ARKANSAS TEAM GAME-HIGHS

Rushes	53	9/8 at Colorado State
Yards Rushing	299	9/8 at Colorado State
Yards Per Rush	5.6	9/8 at Colorado State
TD Rushes	2	9/1 vs. E. Illinois
Pass Attempts	45	9/15 vs. North Texas
Pass Completions	21	9/1 vs. E. Illinois
Yards Passing	353	9/1 vs. E. Illinois
Yards Per Pass Comp.	16.8	9/1 vs. E. Illinois
TD Passes	4	9/1 vs. E. Illinois
Total Plays	77	9/15 vs. North Texas
Total Offense	437	9/8 at Colorado State
Yards Per Play	6.6	9/1 vs. E. Illinois
Points	55	9/1 vs. E. Illinois
Sacks By	4	9/22 at Auburn
First Downs	24	9/8 at Colorado State
Penalties	10	9/15 vs. North Texas
Penalty Yards	70	9/15 vs. North Texas
Turnovers	6	9/15 vs. North Texas
Interceptions By	2	9/29 vs. Texas A&M
Punts	9	9/15 vs. North Texas
Punting Avg	43.2	9/29 vs. Texas A&M
Long Punt	50	9/29 vs. Texas A&M
Punts inside 20	2	9/1 vs. E. Illinois

ARKANSAS' LONGEST PLAYS

Rush	68	Maleek Williams, 9/15 vs. North Texas
Pass	64	C. Kelley to TJ Hammonds, 9/8 at CSU
Field Goal	54	Connor Limpert, 9/15 vs. North Texas
Punt	44	Blake Johnson, 9/1 vs. E. Illinois
Punt Return	45	Deon Stewart, 9/8 at Colorado State
Kickoff Return	34	De'Vion Warren, 9/1 vs. E. Illinois
Interception Return	5	Dre Greenlaw, 9/29 vs. Texas A&M
Fumble Return	60	Bumper Pool, 9/1 vs. E. Illinois

OPPONENT INDIVIDUAL SEASON-HIGHS

Rushes	29	T. Williams, 9/29 vs. Texas A&M
Yards Rushing	152	T. Williams, 9/29 vs. Texas A&M
TD Rushes	2	T. Williams, 9/29 vs. Texas A&M
Long Rush	29	Jamal Scott, 9/1 vs. E. Illinois
Pass Attempts	47	KJ Carta-Samuels, 9/8 at Colorado State
Pass completions	32	KJ Carta-Samuels, 9/8 at Colorado State
Yards Passing	389	KJ Carta-Samuels, 9/8 at Colorado State
TD Passes	2 (2x)	last Carta-Samuels, 9/8 Colorado State
Long Pass	54	KJ Carta-Samuels, 9/8 at Colorado State
Receptions	12	Preston Williams, 9/8 at Colorado State
Yards Receiving	154	Preston Williams, 9/8 at Colorado State
TD Receptions	3	A. Hollins, 9/1 vs. E. Illinois
Long Reception	54	Cameron Butler, 9/8 at Colorado State
Field Goals	4	Wyatt Bryan, 9/8 at Colorado State
Long Field Goal	55	Wyatt Bryan, 9/8 at Colorado State
Punts	9	A. Kenworthy, 9/15 vs. North Texas
Punting Avg.	56.8	R. Stonehouse, 9/8 at Colorado State
Long Punt	70	Ryan Stonehouse, 9/8 at Colorado State
Punts Inside 20	5	A. Kenworthy, 9/15 vs. North Texas
Long Punt Return	90	Keegan Brewer, 9/15 vs. North Texas
Long Kickoff Return	100	Jashaun Corbin, 9/29 vs. Texas A&M
Tackles	12 (2x)	last EJ Ejiya, 9/15 vs. North Texas
Sacks	2.0	L. Hamilton, 9/15 vs. North Texas
Tackles for Loss	3.0	EJ Ejiya, 9/15 vs. North Texas
Interceptions	2 (2x)	Brooks, Muhammad, 9/15 vs. North Texas

OPPONENT TEAM GAME-HIGHS

Rushes	46	9/29 vs. Texas A&M
Yards Rushing	176	9/29 vs. Texas A&M
Yards per Rush	3.8	9/29 vs. Texas A&M
TD Rushes	3	9/22 at Auburn
Pass Attempts	47	9/8 at Colorado State
Pass Completions	32	9/8 at Colorado State
Yards Passing	389	9/8 at Colorado State
Yards per Pass Comp.	12.2	9/8 at Colorado State
TD Passes	3	9/1 vs. E. Illinois
Total Plays	81	9/1 vs. E. Illinois
Total Offense	377	9/29 vs. Texas A&M
Yards per Play	5.9	9/1 at Colorado State
Points	44	9/15 vs. North Texas
Sacks By	5 (2x)	last 9/29 vs. Texas A&M
First Downs	24	9/29 vs. Texas A&M
Penalties	9	9/15 vs. North Texas
Penalty Yards	102	9/15 vs. North Texas
Turnovers	5	9/1 vs. E. Illinois
Interceptions By	6	9/15 vs. North Texas
Punts	9	9/15 vs. North Texas
Punting Avg.	56.8	9/8 at Colorado State
Long Punt	70	9/8 at Colorado State
Punts Inside 20	5	9/15 vs. North Texas

OPPONENT'S LONGEST PLAYS

Rush	29	Jamal Scott, 9/1 vs. E. Illinois
Pass	54	Carta-Samuels to Butler, 9/8 at CSU
Field Goal	55	Wyatt Bryan, 9/8 at Colorado State
Punt	70	R. Stonehouse, 9/8 at Colorado State
Punt Return	90	Keegan Brewer, 9/15 vs. North Texas
Kickoff Return	100	Jashaun Corbin, 9/29 vs. Texas A&M
Interception Return	4	Emmanuel Jones, 9/8 at Colorado State
Fumble Return		

THE LAST TIME ARKANSAS . . .

RUSHING

Had 500+ yards rushing vs. South Carolina, 2007 (542)
Had 400+ yards rushing: at Texas Tech, 2014 (438)
Had 400+ yards rushing in consecutive games at Texas Tech, 2014 (438)
 vs. Nicholls, 2014 (495)
Had 300+ yards rushing: at Mississippi State, 2016 (357)
Had 300+ yards rushing in consecutive games at Texas Tech, 2014 (438)
 vs. Nicholls, 2014 (495)
Had 300+ yards rushing in three consecutive games at Alabama, 2007 (301)
 vs. Kentucky, 2007 (338)
 vs. North Texas, 2007 (446)
Had 300+ yards rushing in four consecutive games vs. Troy, 2007 (350)
 at Alabama, 2007 (301)
 Kentucky, 2007 (338)
 vs. North Texas, 2007 (446)
Had 250+ yards rushing: at Colorado State, 2018 (299)
Had 200+ yards rushing: at Colorado State, 2018 (299)
Had 200+ yards in consecutive games vvs. Coastal Carolina, 2017 (259) and at Ole Miss, 2017 (265)
Had 70+ rushing attempts: at Kentucky, 2003 (71)
Had 60+ rushing attempts: at Texas Tech, 2014 (68)
Had 50+ rushing attempts: at Colorado State, 2018 (53)
Had 7+ rushing TDs: at Texas Tech, 2014 (7)
Had 6+ rushing TDs: vs. UT Martin, 2015 (6)
Had 6+ rushing TDs in consecutive games vs. Nicholls, 2014 (6)
 at Texas Tech, 2014 (7)
Had 5+ rushing TDs: at Mississippi State, 2016 (5)
Had 5+ rushing TDs in consecutive games vs. Nicholls, 2014 (6)
 at Texas Tech, 2014 (7)
Had 4+ rushing TDs: vs. Missouri, 2017 (4)
Had 4+ rushing TDs in consecutive games vs. UT Martin, 2015 (6) and vs. Auburn, 2015 (4)
Had 3+ rushing TDs: vs. Missouri, 2017 (4)
Had 3+ rushing TDs in consecutive games vs. Texas A&M, 2017 (3) and vs. New Mexico State, 2017 (3)
Had 3+ rushing TDs in three straight games at Texas Tech, 2014 (7)
 vs. NIU, 2014 (3)
 vs. Texas A&M, 2014 (3)
Had 2+ players with 100 yards rushing: at Mississippi State, 2016 (Williams III - 205, Whaley - 112)
Had 3+ players with 100 yards rushing: vs. North Texas, 2007 (McFadden - 138, Jones - 132, Barnett - 105)

PASSING

Had 500+ yards passing: vs. Texas A&M, 2011 (510)
Had 400+ yards passing: vs. Alabama, 2016 (400)
Had 300+ yards passing: vs. Eastern Illinois, 2018 (353)
Had 200+ yards passing: vs. North Texas, 2018 (210)
Had 50+ pass attempts vs. Toledo, 2015 (53)
Had 40+ pass attempts: at Alabama, 2017 (42)
Had 30+ pass attempts: at Ole Miss, 2017 (30)
Had 30+ pass completions: vs. Mississippi State, 2015 (30)
Had 25+ pass completions: vs. Alabama, 2016 (25)
Had 20+ pass completions: vs. North Texas, 2018 (20)
Had fewer than 10 pass completions vs. TCU, 2017 (9)
Had 7+ passing TDs: vs. Mississippi State, 2015 (7)
Had 6+ passing TDs: vs. Mississippi State, 2015 (7)
Had 5+ passing TDs: vs. Mississippi State, 2015 (7)
Had 4+ passing TDs: vs. Eastern Illinois, 2018 (4)
Had 3+ passing TDs: vs. Eastern Illinois, 2018 (4)
Had 4+ passes intercepted: vs. North Texas, 2018 (6)
Had 3+ passes intercepted: vs. North Texas, 2018 (6)

RECEIVING

Had two players with 100 yards receiving: at Ole Miss, 2015 (Morgan - 122, Reed - 105)
Had 10+ different receivers catch a pass vs. North Texas, 2018 (11)
Had 9+ different receivers catch a pass at Auburn, 2018 (9)
Had 8+ different receivers catch a pass at Auburn, 2018 (9)
Had multiple players catch 7+ passes in a game vs. Mississippi State, 2015 (2)
	(Morgan - 7 & Henry - 7)

COMBINATION OFFENSE

Had one 300-yard passer and one 100-yard rusher in a game: at Missouri, 2016
	(Allen - 346 pass & Williams III - 117 rush)
Had one 300-yard passer and one 200-yard rusher in a game: at Mississippi State, 2016
	(Allen - 303 pass & Williams III - 205 rush)
Had one 100-yard receiver and one 100-yard rusher in a game: at Missouri, 2016
	(Hatcher - 106 receiving & Williams III - 117 rush)
Had one 100-yard receiver and one 100-yard rusher in consecutive games: at Missouri, 2016
	(Hatcher - 106 receiving & Williams III - 117 rush)
Had one 200-yard rusher and one 100-yard receiver in a game: vs. South Carolina, 2006
	(McFadden - 219 rushing & Monk - 192 receiving)
Had one 150-yard rusher and one 150-yard receiver in a game: vs. Texas A&M, 2015
	(Collins - 151 rushing & Morgan - 155 receiving)
Had four different receivers catch a touchdown pass: at Mississippi State, 2015
	(Sprinkle - 3, Henry - 2, Morgan - 1, Cornelius - 1)
Had two 100-yard rushers: at Mississippi State, 2015
	(Williams III - 205 & Whaley - 112)
Had two 100-yard rushers in consecutive games: at Texas Tech, 2014 (Collins - 145 & Williams - 212)
 vs. Nicholls, 2014 (Collins - 143 & Williams - 131)

Had a 200-yard rusher and a 100-yard rusher in a game: at Mississippi State, 2015
	(Williams III - 205 & Whaley - 112)
Had two 150-yard rushers in a game: vs. South Carolina, 2007
	(McFadden - 321 & Jones - 166)
Had three 100-yard rushers in a game: vs. North Texas , 2007
	(McFadden - 138, Jones - 132 & Barnett - 105)
Had two 100-yard receivers in a game: at Ole Miss, 2015
	(Morgan - 122 & Reed - 105)

TOTAL OFFENSE

Had 700+ yards total offense vs. North Texas, 2007 (713)
Had 600+ yards total offense at Mississippi State, 2016 (663)
Had 550+ yards total offense at Mississippi State, 2016 (663)
Had 500+ yards total offense vs. Coastal Carolina, 2017 (523)
Had 400+ yards total offense at Colorado State, 2018 (437)
Had 500+ yards total offense in consecutive games at Mississippi State, 2016 (661)
 at Missouri, 2016 (503)
Had 85+ plays total offense at Missouri, 2016 (85)
Had 80+ plays total offense at Ole Miss, 2017 (83)
Had 75+ plays total offense vs. North Texas, 2018 (75)

SCORING

Scored 70+ points vs. Nicholls, 2014 (73)
Scored 60+ points vs. UT Martin, 2015 (63)
Scored 50+ points vs. Eastern Illinois, 2018 (55)
Scored 40+ points vs. Eastern Illinois, 2018 (55)
Scored 30+ points vs. Eastern Illinois, 2018 (55)
Scored 40+ points in three consecutive games vs. Auburn, 2015 (54)
 vs. UT Martin, 2015 (63)
 at Ole Miss, 2015 (53)
Scored 30+ points in five consecutive games vs. Auburn, 2015 (54)
 vs. UT Martin, 2015 (63)
 at Ole Miss, 2015 (53)
 at LSU, 2015 (31)
 vs. Mississippi State, 2015 (50)
Scored 40+ points in a half vs. Nicholls, 2014 (56)
Scored 30+ points in a half at Eastern Illinois, 2018 (38)
Scored 35+ points in a quarter vs. Nicholls, 2014 (35)
Scored 28+ points in a quarter vs. Eastern Illinois, 2018 (2nd-28)
Scored 50+ points in consecutive games at Ole Miss (53) & vs. UT Martin (63)
Scored 50+ points in three consecutive games at Ole Miss (53) & vs. UT Martin (63)
Scored 50+ points in consecutive SEC games vs. Auburn, 2015 (54)
 at Ole Miss, 2015 (53)
Both teams combined for 100+ points at Mississippi State, 2015 (W, 58-42)
Allowed 60+ points at Auburn, 2010 (65)
Allowed 50+ points vs. Auburn, 2017 (52)
Allowed 40+ points vs. North Texas, 2018 (44)
Allowed 30+ points at Auburn, 2018 (34)
Was held scoreless at Alabama, 2013 (52-0)
Was held scoreless at Donald W. Reynolds Razorback Stadium vs. Alabama, 2012 (52-0)
Was held scoreless on the road at Alabama, 2013 (52-0)
Was held scoreless at a neutral site vs. Ole Miss, 1959 (28-0)
Won a game without a rushing TD vs. Kansas State, 2011
Won a game without a passing TD vs. Missouri, 2015
Won a game in the last 25 seconds of regulation with a TD at Georgia, 2010
Won a game in the last 25 seconds of regulation with a field goal at Ole Miss, 2017
Held opponent scoreless vs. Ole Miss, 2014 (30-0)
Held opponent scoreless at Donald W. Reynolds Razorback Stadium vs. Ole Miss, 2014 (30-0)
Held opponent scoreless on the road at South Carolina, 2002 (23-0)
Held opponent without a touchdown vs. Texas State, 2016 (42-3)
Held opponent without an offensive touchdown vs. Florida, 2016 (31-10)
Held two opponents scoreless in one season vs. LSU, 2014 (17-0)
 vs. Ole Miss, 2014 (30-0)
Held three opponents scoreless in one season vs. Tulsa, 1982 (38-0)
 vs. TCU, 1982 (35-0)
 vs. Texas A&M, 1982 (35-0)
Held an opponent scoreless in consecutive games vs. LSU, 2014 (17-0)
 vs. Ole Miss, 2014 (30-0)
Held an SEC opponent scoreless vs. Ole Miss, 2014 (30-0)
Held an SEC opponent scoreless in consecutive games vs. LSU, 2014 (17-0)
 vs. Ole Miss, 2014 (30-0)
Held two SEC opponents scoreless in one season vs. LSU, 2014 (17-0)
 vs. Ole Miss, 2014 (30-0)
Scored on the first offensive play of the game vs. Nicholls, 2014 (Hatcher - 82-yard rush)
Scored on the first offensive series of the game vs. Eastern Illinois, 2018 (Limpert - 35-yd FG)
Scored a two-point conversion passing vs. Coastal Carolina, 2017 (Cole Kelley to Jeremy Patton)
Scored a two-point conversion rushing at Mississippi State, 2016 (Keon Hatcher rush)
Had three players with 2 TDs in a game vs. Eastern Michigan, 2009 (Green - 2, Davis - 2 & Adams - 2)

THE LAST TIME ARKANSAS...

DEFENSE

Held opponent to 10 or fewer first downs: vs. Florida A&M, 2017 (9)
 Held opponent to 0 or fewer yards rushing: vs. Wisconsin, 2007 (-5)
 Held opponent to 25 or fewer yards rushing: vs. New Mexico State, 2017 (11)
 Held opponent to 50 or fewer yards rushing: at Colorado State, 2018 (40)
 Held opponent to 50 or fewer yards passing: vs. Vanderbilt, 2010 (36)
 Held opponent to 100 or fewer yards rushing: vs. North Texas, 2018 (95)
 Held opponent to 100 or fewer yards passing: vs. Florida A&M, 2017 (95)
 Held opponent to 200 or fewer yards total offense: vs. Florida A&M, 2017 (175)
 Held opponent to 250 or fewer yards total offense: at Auburn, 2018 (225)
 Held opponent to 300 or fewer yards total offense: at Auburn, 2018 (225)
 Intercepted 5+ passes: vs. Florida International, 2007 (5)
 Intercepted 4+ passes: vs. Mississippi State, 2007 (4)
 Intercepted 3+ passes: vs. Ole Miss, 2014 (3)
 Scored a safety: vs. Toledo, 2015
 Recorded 8+ sacks: at Auburn, 2016 (8)
 Recorded 6+ sacks: vs. Nicholls, 2014 (6)
 Recorded 5+ sacks: at LSU, 2015 (5)
 Recorded 4+ sacks: at Auburn, 2018 (4)
 Had 3 players with 10+ tackles: vs. Texas A&M, 2018
 DeJon Harris (16), Dre Greenlaw (13), Santos Ramirez (10)

SPECIAL TEAMS

Returned a punt for a TD: vs. Kansas State, 2011 (Adams - 51 yards)
 Returned two punts for TDs: vs. Missouri State, 2011 (Adams - 61 yards, 69 yards)
 Returned a blocked punt for a TD: vs. Eastern Michigan, 2009 (Armbrust - 1 yard)
 Returned a kickoff for a TD: vs. Auburn, 2017 (Warren - 100)
 Returned a game-opening kickoff for a TD: vs. Northern Illinois, 2014 (Marshall - 97)
 Returned a season-opening kickoff for a TD: vs. Missouri State, 2009 (D. Johnson - 91 yards)
 Returned a blocked FG for a TD: at Mississippi State, 2004 (Brown - 76 yards)
 Blocked one punt: at Alabama, 2015 (Sprinkle)
 Punted 10+ times: at Auburn, 2016 (10)
 Did not punt: vs. Alcorn State, 2016
 Blocked a field goal vs. Alcorn State, 2016 (Dan Skipper)
 Had a punt blocked: at Auburn, 2018 (Jordyn Peters)
 Scored on a fake punt vs. Texas A&M, 2014 (Sam Irwin-Hill - 51 yard rush)
 Scored on a fake field goal vs. UAB, 2014 (Sebastian Tretola 6 yard pass to Alan D'Appollonio)
 Had a field goal blocked: vs. Kansas State, 2015 (Marquel Bryant)
 Blocked a PAT kick: vs. Eastern Illinois, 2018 (Bumper Pool)
 Missed a kicking PAT: at Alabama, 2017 (Connor Limpert)
 Had a kicking PAT blocked: vs. Georgia, 2014 (Ray Drew)

MISCELLANEOUS

Had 35+ first downs at Ole Miss, 2015 (35)
 Had 30+ first downs: vs. Kansas State, 2015 (30)
 Had 20+ first downs: vs. North Texas, 2018 (20)
 Had 20+ passing first downs: vs. Mississippi State, 2015 (21)
 Had 20+ rushing first downs: at Texas Tech, 2014 (24)
 Had 15+ penalties: vs. Air Force, 1975 (17)
 Had 10+ penalties: vs. North Texas, 2018 (10)
 Had 100+ yards in penalties: vs. Texas A&M, 2011 (112)
 Had 35 minutes+ of possession time: at Ole Miss, 2017 (40:27)
 Was involved in an overtime game: vs. Texas A&M, 2017 (L, 50-43)
 Defeated a ranked opponent vs. No. 10 Florida, 2016 (31-10)
 Defeated a ranked opponent on the road at No. 15 TCU, 2016
 Defeated ranked opponents in consecutive games: at No. 18 Ole Miss, 2015 (53-52, OT)
 at No. 9 LSU, 2015 (31-14)
 Won game on final offensive play: at Ole Miss, 2017 (34-yard field goal)
 Zero sacks allowed in a game: vs. Coastal Carolina, 2017
 Zero sacks allowed in consecutive games: vs. Toledo, 2015
 vs. Texas Tech, 2015
 Zero sacks allowed in three consecutive games: vs. UTEP, 2015
 vs. Toledo, 2015
 vs. Texas Tech, 2015
 Came back from 15+ points down to win: at Ole Miss, 2017 (down 24 - won 38-37)
 Recorded more points than plays: vs. UT Martin, 2015 (63 points, 56 plays)

THE LAST TIME AN ARKANSAS PLAYER...

RUSHING

Rushed 40+ times:	DeCori Birmingham at Kentucky, 2003 (40)
Rushed 35+ times:	Michael Smith at Kentucky, 2008 (35)
Rushed 30+ times:	Alex Collins vs. Missouri, 2015 (30)
Rushed 25+ times:	Devwah Whaley at Colorado State, 2018 (26)
Rushed for 300+ yards:	Darren McFadden vs. South Carolina, 2007 (321)
Rushed for 250+ yards:	Darren McFadden vs. South Carolina, 2007 (321)
Rushed for 200+ yards:	Rawleigh Williams III at Mississippi State, 2016 (205)
Rushed for 175+ yards:	Rawleigh Williams III at Mississippi State, 2016 (205)
Rushed for 150+ yards:	Devwah Whaley at Colorado State, 2018 (165)
Rushed for 125+ yards:	Devwah Whaley at Colorado State, 2018 (165)
Rushed for 100+ yards:	Devwah Whaley at Colorado State, 2018 (165)
Rushed for 100+ yards as a true freshman in his first career game:	Chase Hayden vs. Florida A&M, 2017 (120)
Rushed for 100+ yards (quarterback):	Matt Jones vs. Ole Miss, 2004 (126)
Rushed for 150+ yards in consecutive games:	Alex Collins at Texas Tech, 2015 (170) vs. Texas A&M, 2015 (151) at Tennessee, 2015 (154)
Rushed for 100+ yards in consecutive games:	Rawleigh Williams III at Mississippi State, 2016 (205) at Missouri, 2016 (117)
Rushed for 5+ touchdowns:	Alex Collins vs. UT Martin, 2015 (5)
Rushed for 4+ touchdowns:	Rawleigh Williams III at Mississippi State, 2016 (4)
Rushed for 3+ touchdowns:	Rawleigh Williams III at Mississippi State, 2016 (4)
Rushed for 3+ touchdowns (quarterback):	Matt Jones vs. New Mexico State, 2003 (3)
Rushed for 2+ touchdowns:	David Williams vs. Missouri, 2017 (2)
Had three players rush for touchdowns:	Hammonds (1), Whaley (1), Cantrell (1) and Kelley (1) vs. Coastal Carolina, 2017
Had four players rush for touchdowns:	Hammonds (1), Whaley (1), Cantrell (1) and Kelley (1) vs. Coastal Carolina, 2017
Had a run of 80+ yards:	T.J. Hammonds vs. Coastal Carolina, 2017 (88)
Had a run of 70+ yards:	T.J. Hammonds vs. Coastal Carolina, 2017 (88)
Had a run of 60+ yards:	Maleek Williams vs. North Texas, 2018 (68)
Had a run of 50+ yards:	Maleek Williams vs. North Texas, 2018 (68)
Had multiple players with a run of 50+ yards:	Rawleigh Williams III (72) & Devwah Whaley (50) at Mississippi State, 2016

PASSING

Passed for 500+ yards:	Tyler Wilson vs. Texas A&M, 2011 (510)
Passed for 450+ yards:	Tyler Wilson vs. Texas A&M, 2011 (510)
Passed for 400+ yards:	Austin Allen vs. Alabama, 2016 (400)
Passed for 300+ yards:	Austin Allen vs. Missouri, 2017 (313)
Passed for 250+ yards:	Ty Storey vs. Eastern Illinois, 2018 (261)
Passed for 200+ yards:	Ty Storey vs. Eastern Illinois, 2018 (261)
Attempted 50+ passes:	Brandon Allen vs. Toledo, 2015 (53)
Attempted 45+ passes:	Austin Allen vs. Alabama, 2016 (48)
Attempted 35+ passes:	Cole Kelley vs. North Texas, 2018 (35)
Attempted 30+ passes:	Ty Storey at Auburn, 2018 (31)
Completed 20+ passes:	Cole Kelley at Alabama, 2017 (23)
Threw 4+ touchdown passes:	Brandon Allen vs. Mississippi State, 2015 (7)
Threw 3+ touchdown passes:	Ty Storey vs. Eastern Illinois, 2018 (3)
Threw 2+ touchdown passes:	Cole Kelley at Colorado State, 2018 (2)
Threw 2+ touchdown passes in consecutive games:	Austin Allen vs. Texas A&M, 2017 (2) vs. New Mexico State, 2017 (3)
Threw 5+ interceptions:	Lamar McHan at SMU, 1951 (5)
Threw 4+ interceptions:	Cole Kelley vs. North Texas, 2018 (4)
Threw 3+ interceptions:	Cole Kelley vs. North Texas, 2018 (4)
Completed pass for 90+ yards:	Matt Jones at Tennessee, 2002 (92)
Completed pass for 80+ yards:	Tyler Wilson vs. Rutgers, 2012 (80)
Completed pass for 70+ yards:	Austin Allen vs. Texas State, 2016 (73)
Completed pass for 60+ yards:	Cole Kelley at Colorado State, 2018 (64)
Completed pass for 50+ yards:	Cole Kelley at Colorado State, 2018 (64)

RECEIVING

Caught 10+ passes:	Cobi Hamilton vs. LSU, 2012 (10)
Caught 9+ passes:	Drew Morgan at Ole Miss, 2015 (9)
Caught 8+ passes:	Jonathan Nance at South Carolina, 2017 (8)
Caught 7+ passes:	Jonathan Nance at South Carolina, 2017 (8)
Caught 10+ passes in consecutive games:	Cobi Hamilton vs. Tulsa, 2012 (11) vs. Ole Miss, 2012 (12)
Had 300+ yards receiving:	Cobi Hamilton vs. Rutgers, 2012 (303)
Had 200+ yards receiving:	Cobi Hamilton vs. Rutgers, 2012 (303)
Had 175+ yards receiving:	Cobi Hamilton vs. Tulsa, 2012 (177)
Had 150+ yards receiving:	Drew Morgan vs. Texas A&M, 2015 (155)
Had 100+ yards receiving:	Jordan Jones vs. Eastern Illinois, 2018 (132)
Had 100+ yards receiving in consecutive games:	Jordan Jones vs. Missouri, 2017 (122) vs. Eastern Illinois, 2018 (132)
Had 100+ yards receiving (tight end):	Hunter Henry vs. Mississippi State, 2015 (129)
Caught 3+ TD passes:	Jeremy Sprinkle vs. Mississippi State, 2015 (3)
Caught 2+ TD passes:	La'Michael Pettway vs. Eastern Illinois, 2018 (2)
Caught 2+ TD passes (tight end):	Hunter Henry vs. Mississippi State, 2015 (2)
2+ tight ends caught TD passes:	Hunter Henry (2) & Jeremy Sprinkle (3) vs. Mississippi State, 2015

TOTAL OFFENSE

Had 450+ yards total offense:	Tyler Wilson vs. Texas A&M, 2011 (481)
Had 400+ yards total offense:	Brandon Allen vs. Mississippi State, 2015 (411)
Had 350 yards+ total offense:	Austin Allen vs. Alabama, 2016 (390)
Had 300 yards+ total offense:	Austin Allen vs. Missouri, 2017 (307)
Had 100 yards both passing and rushing:	Matt Jones vs. Ole Miss, 2004 (Rushing - 126, Passing - 108)

SCORING

Accounted for 5+ touchdowns:	Rawleigh Williams III at Mississippi State, 2016 (5)
Accounted for 4+ touchdowns:	Ty Storey vs. Eastern Illinois, 2018 (4)
Accounted for 3+ touchdowns:	Ty Storey vs. Eastern Illinois, 2018 (4)
Scored 4+ touchdowns:	Rawleigh Williams III at Mississippi State, 2016 (5)
Scored 3+ touchdowns:	Rawleigh Williams III at Mississippi State, 2016 (5)
Scored 2+ touchdowns:	La'Michael Pettway (2) vs. Eastern Illinois, 2018
Multiple players score 2+ touchdowns:	Chase Hayden (2) and Jonathan Nance (2) vs. New Mexico State, 2017

DEFENSE

Intercepted 3+ passes:	Michael Grant vs. Louisiana-Monroe, 2006 (3)
Intercepted 2+ passes:	Dre Greenlaw vs. Texas A&M, 2018 (2)
Recovered 2+ fumbles:	Chevin Calloway vs. Eastern Illinois, 2018 (2)
Forced 2+ fumbles:	De'Andre Coley vs. Alabama, 2016 (2)
Recorded 5+ sacks:	Wayne Martin vs. Ole Miss, 1988 (5.0)
Recorded 3+ sacks:	Chris Smith vs. Southern Miss, 2013 (3.0-22)
Recorded 2+ sacks:	Deatrich Wise vs. Missouri, 2015 (2.0-6)
Recorded 5+ tackles for loss:	Jermaine Brooks vs. Auburn, 2001 (5-16)
Recorded 3+ tackles for loss:	Dre Greenlaw at Auburn, 2018 (3.0-3)
Recorded 20+ tackles:	Jerry Franklin at Mississippi State, 2010 (20)
Recorded 10+ tackles:	De'Jon Harris, Dre Greenlaw, Santos Ramirez vs. Texas A&M, 2018 (16, 13, 10)
Recorded 10+ tackles in back-to-back games:	De'Jon Harris at Colorado State (11) vs. North Texas, 2018 (12)
Recorded 10+ tackles in three straight games:	De'Jon Harris at South Carolina, 2017 (12) at Alabama, 2017 (12) vs. Auburn, 2017 (11)
Recorded 15+ tackles in back-to-back games:	Tony Bua vs. Kentucky, 2003 (15) vs. South Carolina, 2003 (19)
Recorded 15+ tackles twice in one season:	Brooks Ellis vs. Alabama, 2015 (15) vs. Mississippi State, 2015 (15)
Returned an interception for a touchdown:	Santos Ramirez vs. Florida, 2016
Returned a fumble for a touchdown:	Kevin Richardson at Ole Miss, 2017

SPECIAL TEAMS

Scored 10+ points kicking:	Connor Limpert vs. Eastern Illinois, 2018 (13)
Made 5+ field goals:	Kendall Trainor vs. Texas A&M, 1988 (5)
Made 4+ field goals:	Alex Tejada vs. Troy, 2007 (4)
Made two field goals of 50+ yards:	Steve Little vs. Oklahoma State, 1976 (53 & 57)
Made one field goal of 50+ yards:	Connor Limpert vs. North Texas, 2018 (54)
Kicked a punt of 70+ yards:	Sam Irwin-Hill vs. South Carolina, 2013 (79)
Kicked a punt of 60+ yards:	Blake Johnson vs. Auburn, 2017 (60)
Punted 10+ times:	Toby Baker at Auburn, 2016 (10)
Totaled 175+ kick return yards:	DeCori Birmingham vs. Alabama, 2002 (197)
Totaled 150+ kick return yards:	Dennis Johnson at Texas, 2008 (150)
Totaled 100+ kick return yards:	De'Vion Warren at Coastal Carolina, 2017 (104)
Totaled 50+ punt return yards:	D.J. Dean vs. Nicholls, 2014 (94)

THE LAST TIME AN OPPONENT ...

RUSHING

Had 500+ yards rushing:	at Auburn, 2016 (543)
Had 400+ yards rushing:	at Auburn, 2016 (543)
Had 300+ yards rushing:	Auburn, 2017 (345)
Had 200+ yards rushing:	Mississippi State, 2017 (248)
Had 70+ rushing attempts:	at Mississippi State, 2010 (70)
Had 60+ rushing attempts:	Missouri, 2017 (60)
Had 50+ rushing attempts:	Missouri, 2017 (60)
Had 7+ rushing TDs:	at Auburn, 2016 (7)
Had 6+ rushing TDs:	at Auburn, 2016 (7)
Had 5+ rushing TDs:	Auburn, 2017 (5)
Had 4+ rushing TDs:	at Ole Miss, 2017 (4)

PASSING

Had 500+ yards passing:	Mississippi State, 2015 (508)
Had 400+ yards passing:	Missouri, 2017 (448)
Had 300+ yards passing:	at Colorado State, 2018 (389)
Had 200+ yards passing:	vs. North Texas, 2018 (281)
Had 60+ pass attempts:	Louisiana-Monroe, 2012 (68)
Had 50+ pass attempts:	at Colorado State, 2018 (50)
Had 40+ pass attempts:	vs. North Texas, 2018 (46)
Had 30+ pass attempts:	vs. North Texas, 2018 (46)
Had 40+ pass completions:	Louisiana-Monroe, 2012 (42)
Had 30+ pass completions:	at Colorado State, 2018 (32)
Had 25+ pass completions:	at Colorado State, 2018 (32)
Had 20+ pass completions:	vs. North Texas, 2018 (24)
Had 5+ passing TDs:	Missouri, 2017 (5)
Had 4+ passing TDs:	Missouri, 2017 (5)
Had 3+ passing TDs:	Missouri, 2017 (5)

RECEIVING

Had two players with 100-yards receiving in a game:	at Colorado State, 2018 (Preston Williams, 154; Cameron Butler - 107)
Had 4+ players catch 5+ passes:	at TCU, 2016 (Kyle Hicks - 8, K. Turpin - 7, Ty Slanina - 7 & Desmond White - 5)
Had 3+ players catch 5+ passes:	Missouri, 2017 (J'Mon Moore - 10, Al Okwuegbunam - 5, Nate Brown - 5)
Had 10+ players catch a pass:	UT Martin, 2015 (10)
Had 8+ players catch a pass:	at Colorado State, 2018 (9)

TOTAL OFFENSE

Had 700+ yards total offense:	at Southern California, 2005 (736)
Had 650+ yards total offense:	Missouri, 2017 (696)
Had 600+ yards total offense:	Missouri, 2017 (696)
Had 550+ yards total offense:	Missouri, 2017 (696)
Had 500+ yards total offense:	Missouri, 2017 (696)
Had 400+ yards total offense:	at Colorado State, 2018 (429)
Had 100+ plays total offense:	Missouri, 2017 (102)
Had 90+ plays total offense:	Missouri, 2017 (102)
Had 80+ plays total offense:	Eastern Illinois, 2018 (81)
Had 75+ plays total offense:	vs. North Texas, 2018 (75)

SCORING

Scored 70+ points:	at Southern California, 2005 (70)
Scored 60+ points:	at Auburn, 2010 (65)
Scored 50+ points:	Auburn, 2017 (52)
Scored 40+ points:	vs. North Texas, 2018 (44)
Scored 30+ points:	at Auburn, 2018 (34)
Scored a two-point conversion rushing:	at LSU, 2007
Scored a two-point conversion passing:	at Colorado State, 2018
Failed on a two-point conversion attempt:	vs. Texas A&M, 2017

TURNOVERS

Had 5+ fumbles:	Eastern Illinois, 2018 (6, lost 5)
Had 4+ fumbles lost:	Eastern Illinois, 2018 (5)
Had 3+ fumbles lost:	Eastern Illinois, 2018 (5)
Committed 5+ turnovers:	Eastern Illinois, 2018 (5)
Did not commit a turnover:	at Auburn, 2018
Intercepted 8+ Arkansas passes:	at SMU, 1951 (8)
Intercepted 7+ Arkansas passes:	at SMU, 1951 (8)
Intercepted 6+ Arkansas passes:	North Texas, 2018 (6)
Intercepted 5+ Arkansas passes:	North Texas, 2018 (6)
Intercepted 4+ Arkansas passes:	North Texas, 2018 (6)
Intercepted 3+ Arkansas passes:	North Texas, 2018 (6)
Returned an interception for a touchdown:	North Texas, 2018
Returned a fumble for a touchdown:	Coastal Carolina, 2017

DEFENSE

Held Arkansas to 10 or fewer first downs:	at Alabama, 2015 (10)
Recorded 9+ sacks:	Oklahoma, 2001 (9.0-55)
Recorded 8+ sacks:	Oklahoma, 2001 (9.0-55)
Recorded 7+ sacks:	Alabama, 2016 (7.0-53)
Recorded 6+ sacks:	vs. Auburn, 2017 (6.0-34)
Scored a safety:	at Auburn, 2008
Held Arkansas to 50 or fewer yards rushing:	at Alabama, 2017 (27)
Held Arkansas to 25 or fewer yards rushing:	at Auburn, 2016 (25)
Held Arkansas to 100 or fewer yards passing:	at Texas Tech, 2014 (61)
Held Arkansas to 50 or fewer yards passing:	South Carolina, 2013 (30)
Held Arkansas to 300 or less yards total offense:	vs. Texas A&M, 2018 (248)
Held Arkansas to 200 or less yards total offense:	Alabama, 2012 (137)
Held Arkansas to 100 or fewer yards both rushing & passing:	Alabama, 2012 (Rush - 58, Pass - 79)

SPECIAL TEAMS

Returned a punt for a TD:	North Texas, 2018
Returned a kickoff for a TD:	vs. Texas A&M, 2018
Punted 10+ times:	Chattanooga, 2007 (12)
Punted 10+ times in consecutive games:	North Texas, 2007 (10)
Did not punt:	Chattanooga, 2007 (12)
Missed a kicking PAT:	Texas Tech, 2015
Missed two kicking PATs:	Eastern Illinois, 2018
Blocked a field goal:	at LSU, 2017
Blocked a punt:	Kansas State, 2015
	at Auburn, 2018

MISCELLANEOUS

Had 30+ first downs:	Missouri, 2017 (35)
Had 10+ penalties:	Missouri, 2017 (10)
Had 100+ yards in penalties:	North Texas, 2018 (102)
Had 35 minutes+ of possession time:	LSU, 2016 (35:11)
Had two 100-yard rushers and one 100-yard receiver:	Texas A&M, 2017
	(Kellen Mond - 109 rushing, Keith Ford - 102 rushing & Christian Kirk - 110 receiving)
Had one 100-yard rusher and one 100-yard receiver:	at LSU, 2017
	(Derrius Guice - 147 rushing & DJ Chark - 130 receiving)
Had one 100-yard rusher and two 100-yard receivers:	Missouri, 2017
	(Ish Witter - 170 rushing, J'Mon Moore - 160 receiving & Emanuel Hall - 111 receiving)

LAST TIME AN INDIVIDUAL OPPONENT ...

INDIVIDUAL RUSHING

Rushed 40+ times: Travis Stephens (41), Tennessee (2001)
 Rushed 35+ times: Ish Witter (39), Missouri (2017)
 Rushed 30+ times: Ish Witter (39), Missouri (2017)
 Rushed for 200+ yards: Derrius Guice (252), LSU (2016)
 Rushed for 175+ yards: Derrius Guice (252), LSU (2016)
 Rushed for 150+ yards: Trayveon Williams (152), vs. Texas A&M (2018)
 Rushed for 125+ yards: Trayveon Williams (152), vs. Texas A&M (2018)
 Rushed for 100+ yards: Trayveon Williams (152), vs. Texas A&M (2018)
 Rushed for four+ touchdowns: Nick Fitzgerald (4), Mississippi State (2016)
 Rushed for three+ touchdowns: Derrius Guice (3), LSU (2017)
 Had a run of 80+ yards: Johnathon Johnson (82), Missouri (2016)
 Had a run of 70+ yards: Damien Harris (75), Alabama (2017)
 Had a run of 60+ yards: Jordan Wilkins (64), Ole Miss (2017)
 Had a run of 50+ yards: Jordan Wilkins (64), Ole Miss (2017)

INDIVIDUAL PASSING

Passed for 500+ yards: Dak Prescott (508), Mississippi State (2015)
 Passed for 450+ yards: Dak Prescott (508), Mississippi State (2015)
 Passed for 400+ yards: Drew Lock (448), Missouri (2017)
 Passed for 300+ yards: KJ Carta-Samuels (389), at Colorado State (2018)
 Attempted 60+ passes: Kolton Browning (67), Louisiana-Monroe (2012)
 Attempted 50+ passes: Kenny Hill (56), TCU (2016)
 Attempted 40+ passes: Mason Fine (45), North Texas (2018)
 Completed 40+ passes: Kolton Browning (42), Louisiana-Monroe (2012)
 Completed 30+ passes: KJ Carta-Samuels (37), at Colorado State (2018)
 Completed 20+ passes: Mason Fine (24), North Texas (2018)
 Threw 5+ touchdown passes: Drew Lock (5), Missouri (2017)
 Threw 4+ touchdown passes: Drew Lock (5), Missouri (2017)
 Threw 3+ touchdown passes: Drew Lock (5), Missouri (2017)
 Completed a pass for 90+ yards: Trevor Knight (92), Texas A&M (2016)
 Completed a pass for 80+ yards: Kellen Mond (81), Texas A&M (2017)
 Completed a pass for 70+ yards: Kellen Mond (81), Texas A&M (2017)
 Completed a pass for 60+ yards: Danny Etling (68), LSU (2017)

INDIVIDUAL RECEIVING

Caught 15+ passes: Willie Goshu (17), Auburn (1995)
 Caught 10+ passes: Preston Williams (12), at Colorado State (2018)
 Caught 7+ passes: Preston Williams (12), at Colorado State (2018)
 Had 200+ yards receiving: Jamayel Smith (208), Mississippi State (2007)
 Had 150+ yards receiving: Preston Williams (154), at Colorado State (2018)
 Had 100+ yards receiving: Preston Williams (154), at Colorado State (2018)
 Caught 3+ TD passes: A. Hollins (3), Eastern Illinois (2018)
 Caught 2+ TD passes: Preston Williams (2), at Colorado State (2018)

INDIVIDUAL TOTAL OFFENSE

Had 400+ yards total offense: Drew Lock (474; Pass - 448, Rush - 26), Missouri (2017)
 Had 300+ yards total offense: KJ Carta-Samuels (392; Pass - 389, Rush - 3), at Colorado State (2018)
 Had 100 yards both passing and rushing: Kellen Mond (325; Pass - 216, Rush - 109), Texas A&M (2017)

INDIVIDUAL SCORING

Accounted for 6+ touchdowns: Nick Fitzgerald (Mississippi State), 2016 (6)
 Accounted for 5+ touchdowns: Drew Lock (Missouri), 2016 (5)
 Accounted for 4+ touchdowns: Drew Lock (Missouri), 2016 (5)
 Scored 4+ touchdowns: Peyton Barber (Auburn), 2015 (4)
 Scored 3+ touchdowns: Derrius Guice (3), LSU (2017)

INDIVIDUAL DEFENSE

Intercepted 3+ passes: Minkah Fitzpatrick (3), Alabama (2016)
 Intercepted 2+ passes: N. Brooks, K. Muhammad (2,2), North Texas (2018)
 Recorded 3+ sacks: M. Frazier (3.0), Missouri (2016)
 Recorded 2+ sacks: L. Hamilton (2.0), North Texas (2018)

SPECIAL TEAMS

Kicked 5+ field goals: Dan Nystrom (5-5), Minnesota (2002)
 Kicked four field goals: Wyatt Bryan (4-4), at Colorado State (2018)
 Returned a punt for a TD: Keegan Brewer, North Texas (2018)
 Returned a kick for a TD: Jashaun Corbin, vs. Texas A&M (2018)

GAME 6 ALABAMA

ARKANSAS BIG PLAYS FROM SCRIMMAGE

Opponent	Rushing					Passing			
	10-19	20-29	30-39	40-49	50+	20-29	30-39	40-49	50+
Eastern Illinois	2	0	0	0	0	0	1	3	1
at Colorado State	9	0	1	0	0	1	0	0	1
North Texas	2	0	0	0	1	1	0	0	0
at Auburn	4	0	0	1	0	0	2	0	0
vs. Texas A&M	2	1	0	0	0	3	1	0	0
Alabama									
Ole Miss									
Tulsa									
Vanderbilt									
LSU									
at Mississippi State									
at Missouri									
TOTAL	19	1	1	1	1	5	6	3	2

OPPONENT BIG PLAYS FROM SCRIMMAGE

Opponent	Rushing					Passing			
	10-19	20-29	30-39	40-49	50+	20-29	30-39	40-49	50+
Eastern Illinois	2	1	0	0	0	0	0	1	0
at Colorado State	2	0	0	0	0	3	2	0	1
North Texas	3	1	0	0	0	1	4	0	0
at Auburn	3	0	0	0	0	0	0	1	0
vs. Texas A&M	7	0	0	0	0	3	0	0	0
Alabama									
Ole Miss									
Tulsa									
Vanderbilt									
LSU									
at Mississippi State									
at Missouri									
TOTAL	17	2	0	0	0	7	6	2	1

FIRST DOWN GAME LOG

Arkansas					Opponents				
Opponent	Rush	Pass	Penalty	Total	Opponent	Rush	Pass	Penalty	Total
Eastern Illinois	5	13	0	18	Eastern Illinois	8	11	2	21
at Colorado State	16	5	3	24	at Colorado State	5	14	2	21
North Texas	4	12	4	20	North Texas	3	11	14	18
at Auburn	6	5	2	13	at Auburn	6	6	1	13
vs. Texas A&M	3	8	0	11	vs. Texas A&M	11	10	3	24
Alabama					Alabama				
Ole Miss					Ole Miss				
Tulsa					Tulsa				
Vanderbilt					Vanderbilt				
LSU					LSU				
at Mississippi State					at Mississippi State				
at Missouri					at Missouri				
TOTAL	34	43	9	86	TOTAL	33	52	22	97

TURNOVER CHART

Takeaways					Giveaways				
Opponent	Fumbles	Interceptions	Total	Pts Off	Fumbles	Interceptions	Total	Points Off	Margin
Eastern Illinois	5	0	5	24	0	0	0	0	+5
at Colorado State	1	1	2	7	0	2	2	6	0
North Texas	1	0	1	0	0	6	6	24	-5
at Auburn	0	0	0	0	1	1	2	3	-2
vs. Texas A&M	0	2	2	0	0	1	1	0	+1
Alabama									
Ole Miss									
Tulsa									
Vanderbilt									
LSU									
at Mississippi State									
at Missouri									
TOTAL	7	3	10	31	1	10	11	33	-1

DRIVE SUPERLATIVES

Longest Drive

By No. of Plays
By No. of Yards
By Time of Possession

Arkansas

14 (73 yards, 6:06) at Colorado State, TD
91 (9 plays, 3:51) at Colorado State, TD
6:06 (14 plays, 73 yards) at Colorado State, TD

Opponents

15 (63 yards, 5:28) vs. Eastern Illinois, Missed FG
96 (9 plays, 3:29) at Colorado State, TD
5:34 (14 plays, 72 yards) vs. North Texas, FG

Shortest Drive

By No. of Plays
By No. of Yards
By Time of Possession

Arkansas

1 (11x) last (-1 yard, 0:01) vs. Texas A&M, End of Half
-13 (3 plays, 2:27) at Auburn, Punt
0:01 (1 plays, -1 yard) vs. Texas A&M, End of Half

Opponents

1 (5x) last (-2 yards, 0:31) at Auburn, End of Game
-13 (2 plays, 0:37) vs. Eastern Illinois, Fumble
0:00 (1 plays, 0 yards) at Auburn, Missed FG

Scoring Drive Breakdown

Yardage	ARKANSAS		OPPONENT	
	TD	FG	TD	FG
No drive	1	-	4	-
Neg. Yards	-	-	-	1
0-9	1	-	1	3
10-19	-	1	-	1
20-29	1	-	1	-
30-39	-	-	2	-
40-49	-	2	2	3
50-59	1	1	1	-
60-69	2	2	1	1
70-79	5	1	3	1
80-89	1	-	2	-
90-99	1	-	1	-
TOTALS	14	7	18	10

Game-Opening Drives

OPP	ARKANSAS			OPPONENTS		
	PTS	ISTS	YDS	PTS	ISTS	YDS
Eastern Illinois	0	0	9	3	1	16
at Colorado St.	0	0	-2	3	0	6
North Texas	0	2	10	0	0	12
at Auburn	0	1	10	7	2	27
vs. Texas A&M	0	0	2	7	5	69
Alabama						
Ole Miss						
Tulsa						
Vanderbilt						
LSU						
at Miss. St.						
at Missouri						
TOTALS	0	3	29	20	38	130

Second Half-Opening Drives

OPP	ARKANSAS			OPPONENTS		
	PTS	ISTS	YDS	PTS	ISTS	YDS
Eastern Illinois	0	0	9	3	1	16
at Colorado St.	7	5	91	0	1	29
North Texas	0	2	29	3	4	72
at Auburn	3	2	68	0	0	7
vs. Texas A&M	3	2	46	0	1	11
Alabama						
Ole Miss						
Tulsa						
Vanderbilt						
LSU						
at Miss. St.						
at Missouri						
TOTALS	13	11	243	6	7	135

Three & Out Drives

	ARKANSAS	OPPONENT
	THREE-&OUTS/DRIVES	THREE-&OUTS/DRIVES
Eastern Illinois	3/15 (20.0%)	2/15 (13.3%)
at Colorado State	1/15 (6.7%)	3/14 (21.4%)
North Texas	3/20 (15.0%)	7/20 (35.0%)
at Auburn	6/15 (40.0%)	4/15 (26.7%)
vs. Texas A&M	7/13 (53.9%)	1/13 (7.7%)
Alabama		
Ole Miss		
Tulsa		
Vanderbilt		
LSU		
at Mississippi State		
at Missouri		
TOTALS	20/78 (25.6%)	17/77 (22.1%)

ARKANSAS DRIVE CHARTS

Eastern Illinois

Qtr.	Time	Start	Pl-Yds	TOP	Result
1st	14:24	E135	6-18	1:41	*FIELD GOAL
1st	09:15	AR30	7-26	2:50	punt
1st	04:52	E129	3-(-8)	2:29	punt
1st	01:46	E101	0-0	0:00	*TOUCHDOWN
2nd	11:18	AR20	11-80	3:53	*TOUCHDOWN
2nd	07:12	E127	3-27	0:50	*TOUCHDOWN
2nd	03:45	AR15	3-1	0:47	punt
2nd	02:22	AR21	4-79	1:02	*TOUCHDOWN
2nd	00:52	AR43	1-57	0:07	*TOUCHDOWN
3rd	15:00	AR26	3-7	1:20	punt
3rd	11:31	E105	2-5	0:37	*TOUCHDOWN
3rd	05:51	AR36	10-59	5:11	*FIELD GOAL
4th	12:34	AR05	4-7	2:32	punt
4th	07:51	AR28	8-72	4:03	*TOUCHDOWN
4th	01:39	AR28	3-(-7)	0:00	end of game

OPPONENT DRIVE CHARTS

Eastern Illinois

Qtr.	Time	Start	Pl-Yds	TOP	Result
1st	15:00	E126	3-9	0:36	fumble
1st	12:43	E125	10-45	3:28	missed fg
1st	06:25	E109	5-20	1:33	fumble
1st	02:23	E114	2-(-13)	0:37	fumble
1st	01:46	E125	15-63	5:28	missed fg
2nd	07:25	E125	1-2	0:13	fumble
2nd	06:22	E125	6-17	2:37	punt
2nd	02:58	AR47	2-47	0:36	*TOUCHDOWN
2nd	01:20	E125	3-1	0:28	punt
2nd	00:45	E118	1-(-4)	0:45	end of half
3rd	13:40	E147	6-18	2:09	fumble
3rd	10:54	E115	14-85	5:03	*TOUCHDOWN
3rd	00:40	E123	8-26	3:06	punt
4th	10:02	AR37	4-37	2:02	*TOUCHDOWN
4th	03:48	E125	3-4	2:09	punt

ARKANSAS DRIVE CHARTS

at Colorado State

Qtr.	Time	Start	Pl-Yds	TOP	Result
1st	15:00	AR25	3-(-2)	1:03	interception
1st	12:26	AR25	4-18	1:07	punt
1st	08:08	AR27	14-73	6:06	*TOUCHDOWN
1st	00:46	AR27	5-8	1:44	punt
2nd	13:41	AR20	10-70	4:04	*FIELD GOAL
2nd	09:08	AR22	8-65	2:40	*FIELD GOAL
2nd	03:00	AR25	6-22	2:03	interception
2nd	00:32	AR25	1-(-1)	0:32	end of half
3rd	12:26	AR09	9-91	3:51	*TOUCHDOWN
3rd	07:39	AR36	1-64	0:11	*TOUCHDOWN
3rd	06:49	CSU28	4-(-2)	1:22	missed fg
3rd	02:46	AR25	5-25	3:10	punt
4th	11:01	AR26	3-2	1:39	punt
4th	05:09	AR20	4-(-1)	2:31	punt
4th	00:06	AR28	1-10	0:06	end of game

North Texas

Qtr.	Time	Start	Pl-Yds	TOP	Result
1st	15:00	AR20	5-25	2:05	punt
1st	11:26	AR23	1-0	0:07	interception
1st	09:36	AR22	8-41	2:47	punt
1st	06:49	AR23	2-0	0:50	interception
1st	05:04	AR30	6-17	2:54	punt
1st	00:44	AR39	7-61	1:36	*TOUCHDOWN
2nd	12:22	AR15	10-49	2:55	*FIELD GOAL
2nd	08:00	AR20	1-0	0:09	interception
2nd	07:21	AR25	6-55	1:40	missed fg
2nd	02:55	AR14	3-(-6)	1:19	punt
2nd	00:10	AR25	1-6	0:10	end of half
3rd	09:26	AR25	4-29	1:32	interception
3rd	06:17	AR09	6-10	3:37	punt
3rd	01:13	AR07	3-5	1:23	punt
4th	13:22	AR17	4-0	1:49	punt
4th	10:51	AR08	4-7	1:28	punt
4th	07:49	AR20	1-0	0:07	interception
4th	07:42	AR27	3-3	0:57	interception
4th	05:23	AR01	3-3	2:19	punt
4th	01:05	AR32	1-68	0:12	*TOUCHDOWN

at Auburn

Qtr.	Time	Start	Pl-Yds	TOP	Result
1st	15:00	AR25	5-15	2:03	punt
1st	10:36	AR25	11-53	3:59	missed fg
1st	05:21	AR28	3-5	1:44	punt
1st	02:00	AR36	1-6	0:14	fumble
1st	00:21	AR25	7-3	3:42	punt
2nd	10:06	AR20	5-20	2:07	punt
2nd	04:30	AR09	3-3	1:22	punt
2nd	00:49	AR25	5-25	0:49	interception
2nd	00:00	AR33	0-0	0:00	end of half
3rd	13:09	AR21	10-68	3:50	*FIELD GOAL
3rd	09:05	AR25	3-9	1:49	punt
3rd	05:30	AR09	3-9	2:01	punt
3rd	00:47	AR10	10-62	3:38	downs
4th	08:18	AR25	3-(-13)	2:27	punt
4th	03:07	AR25	3-(-2)	2:36	punt

vs. Texas A&M

Qtr.	Time	Start	Pl-Yds	TOP	Result
1st	14:46	AR25	3-2	1:20	punt
1st	08:36	AR11	3-(-7)	1:28	punt
1st	06:26	AR49	3-6	1:58	punt
1st	01:43	AR20	3-(-4)	1:31	punt
2nd	12:36	AR25	7-75	3:01	*TOUCHDOWN
2nd	03:24	AR23	3-0	1:39	punt
2nd	00:01	AR20	1-(-1)	0:01	end of half
3rd	15:00	AR25	9-46	3:44	*FIELD GOAL
3rd	06:19	AR07	3-4	2:18	punt
3rd	02:26	AR02	6-26	2:38	punt
4th	09:33	AR20	3-1	0:59	punt
4th	05:03	AR25	6-75	1:47	*TOUCHDOWN
4th	01:51	AR26	4-19	0:40	interception

OPPONENT DRIVE CHARTS

at Colorado State

Qtr.	Time	Start	Pl-Yds	TOP	Result
1st	13:57	AR43	4-6	1:31	*FIELD GOAL
1st	11:19	CSU17	6-13	3:11	punt
1st	01:56	CSU26	3-15	1:10	interception
2nd	14:02	CSU32	3-0	0:21	punt
2nd	09:34	CSU14	3-(-5)	0:26	punt
2nd	06:28	CSU25	10-47	3:28	*FIELD GOAL
2nd	00:57	AR44	5-18	0:25	*FIELD GOAL
3rd	14:54	CSU20	4-26	2:28	punt
3rd	08:35	CSU25	3-39	0:56	fumble
3rd	07:21	CSU15	3-0	0:32	punt
3rd	05:27	CSU30	7-70	2:41	*TOUCHDOWN
4th	14:36	CSU04	9-96	3:29	*TOUCHDOWN
4th	09:22	CSU36	11-60	4:03	*FIELD GOAL
4th	02:38	CSU41	6-59	2:30	*TOUCHDOWN

North Texas

Qtr.	Time	Start	Pl-Yds	TOP	Result
1st	12:55	NT24	3-7	1:29	punt
1st	11:19	AR44	7-44	1:43	*TOUCHDOWN
1st	06:49	AR00	0-0	0:00	*TOUCHDOWN
1st	05:59	AR08	4-1	0:55	*FIELD GOAL
1st	02:10	NT12	3-6	1:26	punt
2nd	14:08	NT25	4-13	1:46	punt
2nd	09:27	NT25	4-29	1:27	punt
2nd	07:51	AR34	2-34	0:30	*TOUCHDOWN
2nd	05:41	NT20	8-80	2:46	*TOUCHDOWN
2nd	01:36	AR49	7-40	1:26	*FIELD GOAL
3rd	15:00	NT25	14-72	5:34	*FIELD GOAL
3rd	07:54	NT44	3-3	1:37	punt
3rd	02:40	AR49	3-4	1:27	punt
4th	14:50	NT50	3-7	1:28	punt
4th	11:33	NT50	2-42	0:42	fumble
4th	09:23	AR49	3-2	1:34	punt
4th	07:42	AR00	0-0	0:00	*TOUCHDOWN
4th	06:45	AR49	3-4	1:22	punt
4th	03:04	AR37	4-5	1:59	downs
4th	00:53	NT20	1-(-2)	0:53	end of game

at Auburn

Qtr.	Time	Start	Pl-Yds	TOP	Result
1st	12:57	AR27	7-27	2:21	*TOUCHDOWN
1st	06:37	AU22	3-3	1:16	punt
1st	03:37	AU45	5-19	1:37	missed fg
1st	01:46	AR02	4-1	1:25	*FIELD GOAL
2nd	11:39	AU20	3-9	1:33	punt
2nd	07:59	AU24	9-67	3:29	downs
2nd	03:08	AR09	4-9	2:19	*TOUCHDOWN
2nd	00:00	AR33	1-0	0:00	missed fg
3rd	15:00	AU25	3-7	1:51	punt
3rd	09:05	AR00	0-0	0:00	*TOUCHDOWN
3rd	07:16	AU25	3-6	1:46	punt
3rd	03:29	AU40	7-12	2:42	punt
4th	12:09	AU28	8-72	3:51	*TOUCHDOWN
4th	05:51	AR15	4-(-10)	2:36	*FIELD GOAL
4th	00:31	AU38	1-(-2)	0:31	end of game

vs. Texas A&M

Qtr.	Time	Start	Pl-Yds	TOP	Result
1st	15:00	AR00	0-0	0:14	*TOUCHDOWN
1st	13:26	TAMU21	9-79	4:50	*TOUCHDOWN
1st	07:08	TAMU40	2-5	0:42	interception
1st	04:28	TAMU19	5-16	2:45	punt
1st	00:12	TAMU39	7-48	2:36	*FIELD GOAL
2nd	09:35	TAMU25	10-45	6:11	interception
2nd	01:45	TAMU26	9-55	1:44	missed fg
3rd	11:16	TAMU32	6-11	4:57	punt
3rd	04:01	TAMU46	3-4	1:35	punt
4th	14:48	TAMU27	12-58	5:15	missed fg
4th	08:34	TAMU39	7-61	3:31	*TOUCHDOWN
4th	03:16	TAMU25	5-18	1:25	punt
4th	01:11	TAMU26	2-(-2)	1:11	end of game

ALPHABETICAL ROSTER

No.	Name	Pos.
68	Kirby Adcock	OL
3	McTelvin Agim	DL
19	Courtne Alexander	DL
84	Peyton Ausley	WR
81	Jarrold Barnes	WR
28	Reid Bauer	P
86	Jamario Bell	DL
35	Matt Berry	DB
15	LaDarius Bishop	DB
45	Simeon Blair	DB
21	Montaric Brown	DB
5	Rakeem Boyd	RB
1	Chevin Calloway	DB
44	Austin Cantrell	TE
54	Austin Capps	OL
46	Damani Carter	DL
39	Colton Chapin	DB
66	Ty Clary	OL
57	Shane Clinin	OL
54	Terrell Collins	LB
1	Jared Cornelius	WR
82	Gary Cross	WR
2	Kamren Curl	DB
32	Jordon Curtis	DB
13	Nate Dalton	DB
22	Deon Edwards	LB
86	Tobias Enlow	WR
99	Billy Ferrell	DL
17	Joseph Foucha	DB
51	Hjalte Froholdt	OL
48	Nicholas Fulwider	DL
73	Noah Gatlin	OL
5	Dorian Gerald	DL
62	Johnny Gibson Jr.	OL
23	Dre Greenlaw	LB
7	Briston Guidry	DL
89	Grayson Gunter	TE
92	Elias Hale	DL
67	Tyler Hall	OL
6	T.J. Hammonds	RB
14	Chase Harrell	WR
8	De'Jon Harris	LB
2	Chase Hayden	RB
69	Dylan Hays	OL
27	Hayden Henry	LB
64	Audry Horn	OL
58	Griffin Hunt	DL
11	Daulton Hyatt	QB
74	Colton Jackson	OL
34	Kendrick Jackson	FB
3	Koilan Jackson	WR
4	Alexy Jean-Baptiste	LB
18	Blake Johnson	P
32	Hayden Johnson	FB
9	John Stephen Jones	QB
10	Jordan Jones	WR
15	Cole Kelley	QB
87	Blake Kern	TE
43	Jake Kuykendall	DB
20	Giovanni LaFrance	LB
19	Connor Limpert	K
14	Jack Lindsey	QB
35	Cooper Lucas	LB
26	Ryder Lucas	DB
73	Deion Malone	OL
43	George Madden	LS
42	Jonathan Marshall	DL
18	Myles Mason	DB
24	Jarques McClellion	DB

NUMERICAL ROSTER

No.	Name	Pos.	Ht.	Wt.	Cl.	Exp.	Hometown (Previous School)
1	Chevin Calloway	DB	5-10	192	So.	1L	Dallas, Texas (Bishop Dunne HS)
1	Jared Cornelius	WR	5-11	203	Sr.	4L	Shreveport, La. (Evangel Christian Academy)
2	Kamren Curl	DB	6-2	201	So.	1L	San Diego, Calif. (Muskogee [Okla.] HS)
2	Chase Hayden	RB	5-10	200	So.	1L	Memphis, Tenn. (Saint George's Independent School)
3	McTelvin Agim	DL	6-3	279	Jr.	2L	Texarkana, Texas (Hope [Ark.] HS)
3	Koilan Jackson	WR	6-2	211	R-Fr.	RS	Little Rock, Ark. (Joe T. Robinson HS)
3	Deon Stewart	WR	5-11	161	Jr.	2L	Hardy, Ark. (Highland HS)
4	Alexy Jean-Baptiste	LB	6-2	235	So.	SQ	Pompano Beach, Fla. (Coconut Creek HS)
4	Ty Storey	QB	6-2	215	Jr.	1L	Charleston, Ark. (Charleston HS)
5	Rakeem Boyd	RB	6-0	200	So.	JC	Stratford, Texas (Independence [Kan.] CC)
5	Dorian Gerald	DL	6-3	260	Jr.	JC	Florence, S.C. (College of the Canyons [Calif.] CC)
6	T.J. Hammonds	RB	5-10	205	Jr.	2L	Little Rock, Ark. (Joe T. Robinson HS)
6	Gabe Richardson	DL	6-3	240	Jr.	SQ	Decatur, Ga. (Hutchinson [Kan.] CC)
7	Briston Guidry	DL	6-2	292	So.	1L	Kenner, La. (Archbishop Rummel HS)
8	De'Jon Harris	LB	6-0	245	Jr.	2L	Harvey, La. (John Ehret HS)
8	Mike Woods	WR	6-1	190	Fr.	HS	Magnolia, Texas (Magnolia HS)
9	John Stephen Jones	QB	5-11	194	Fr.	HS	Dallas, Texas (Highland Park HS)
9	Santos Ramirez	DB	6-2	204	Sr.	3L	Shreveport, La. (Evangel Christian Academy)
9	De'Vion Warren	WR	5-10	180	So.	1L	Monroe, La. (Ouachita Parish HS)
10	Jordan Jones	WR	6-1	180	So.	1L	Smackover, Ark. (Smackover HS)
10	Randy Ramsey	DL	6-4	234	Sr.	3L	Fort Lauderdale, Fla. (Dillard HS)
11	Daulton Hyatt	QB	6-4	196	R-Fr.	RS	Arab, Ala. (Etowah HS)
11	Ryan Pulley	DB	5-11	198	Jr.	2L	Fort Myers, Fla. (Island Coast HS)
13	Nate Dalton	DB	6-3	195	Jr.	1L	Baton Rouge, La. (Cypress Falls HS)
13	Connor Noland	QB	6-2	207	Fr.	HS	Greenwood, Ark. (Greenwood HS)
14	Chase Harrell	WR	6-4	215	Jr.	TR	Huffman, Texas (Kansas)
14	Britto Tutt	DB	6-1	180	Jr.	1L	Augusta, Ga. (Ventura [Calif.] College)
14	Jack Lindsey	QB	6-2	195	So.	SQ	Fayetteville, Ark. (Springdale HS)
14	Nathan Parodi	DB	5-9	161	Fr.	HS	Austin, Texas (Lake Travis HS)
15	LaDarius Bishop	DB	6-0	196	Fr.	HS	Ashdown, Ark. (Ashdown HS)
15	Cole Kelley	QB	6-7	258	So.	1L	Lafayette, La. (Teurlings Catholic HS)
16	La'Michael Pettway	WR	6-2	219	Jr.	2L	Nashville, Ark. (Nashville HS)
16	Bumper Pool	LB	6-2	223	Fr.	HS	Lucas, Texas (Lovejoy HS)
17	Joe Foucha	DB	5-11	198	Fr.	HS	New Orleans, La. (McDonogh 35 HS)
17	Jimmie Stoudemire	WR	6-2	205	Jr.	JC	Prattville, Ala. (Riverside City [Calif.] College)
18	Blake Johnson	P	6-1	178	Jr.	1L	Long Beach, Calif. (Los Alamitos HS)
18	Myles Mason	DB	6-2	208	Fr.	HS	Trussville, Ala. (Hewitt-Trussville HS)
18	Jeremy Patton	TE	6-5	253	Sr.	1L	Indianapolis, Ind. (Arizona Western College)
19	Courtne Alexander	DL	6-5	239	Fr.	HS	Owasso, Okla. (Owasso HS)
19	Connor Limpert	K	6-1	175	Jr.	2L	Allen, Texas (Allen HS)
19	Tyson Morris	WR	6-1	200	R-Fr.	RS	Helena-West Helena, Ark. (Fayetteville HS)
20	Giovanni LaFrance	LB	6-1	242	So.	SQ	New Orleans, La. (Saint Augustine HS)
21	Montaric Brown	DB	6-0	187	R-Fr.	RS	Ashdown, Ark. (Ashdown HS)
21	Devwah Whaley	RB	5-11	209	Jr.	2L	Beaumont, Texas (Central HS)
22	Deon Edwards	LB	6-1	213	So.	1L	Clermont, Fla. (Lake Minneola HS)
23	Dre Greenlaw	LB	6-0	227	Sr.	3L	Fayetteville, Ark. (Fayetteville HS)
23	Maleek Williams	RB	5-11	226	R-Fr.	RS	Punta Gorda, Fla. (Charlotte HS)
24	Jarques McClellion	DB	6-0	173	R-Fr.	RS	Lake Worth, Fla. (American Heritage School)
24	Kasey Montrois	RB	5-10	192	R-Fr.	HS	West Palm Beach, Fla. (Berean Christian HS)
25	Micahh Smith	DB	6-0	203	So.	1L	Marshall, Texas (Marshall HS)
26	Ryder Lucas	DB	6-0	188	Sr.	3L	The Woodlands, Texas (The Woodlands College Park HS)
27	Hayden Henry	LB	6-2	220	So.	1L	Little Rock, Ark. (Pulaski Academy)
28	Andrew Parker	LB	6-2	238	Fr.	HS	New Orleans, La. (Sophie B. Wright HS)
28	Reid Bauer	P	5-11	198	Fr.	HS	Magnolia, Texas (Magnolia HS)
29	Derrick Munson	DB	5-11	200	So.	1L	New Orleans, La. (Archbishop Rummel HS)
30	Kevin Richardson	DB	5-11	180	Sr.	3L	Jacksonville, Fla. (Jacksonville HS)
31	Grant Morgan	LB	5-11	220	So.	1L	Greenwood, Ark. (Greenwood HS)
32	Jordan Curtis	DB	6-0	179	R-Fr.	RS	Jenks, Okla. (Jenks HS)
32	Hayden Johnson	FB	6-2	249	Jr.	2L	Columbia, Mo. (Rock Bridge HS)
33	Dee Walker	LB	6-2	216	So.	1L	Moultrie, Ga. (Colquitt County HS)
34	Kendrick Jackson	FB	6-0	259	Sr.	3L	Haynesville, La. (Haynesville HS)
34	Tyler Phillips	LB	6-1	219	Jr.	1L	North Little Rock, Ark. (North Little Rock HS)
35	Matt Berry	DB	5-10	197	Jr.	TR	Booneville, Ark. (Ouachita Baptist University)
35	Cooper Lucas	LB	5-10	225	Fr.	HS	Lamar, Mo. (Lamar HS)
36	D'Vone McClure	LB	6-2	215	So.	1L	Rixey, Ark. (Jacksonville HS)
37	Brenden Young	DB	6-1	198	Jr.	1L	Little Rock, Ark. (Ouachita Baptist University)
38	Jonathan Meadors	WR	5-8	165	Fr.	HS	Plano, Texas (Plano East HS)
38	Jayden Minchew	DB	6-1	190	So.	TR	Springdale, Ark. (Dartmouth)
39	Colton Chapin	DB	5-11	170	Fr.	HS	Carrollton, Texas (Hebron HS)
39	Thomas Muldrow	WR	5-11	190	Fr.	HS	Gurdon, Ark. (Prescott HS)

NUMERICAL ROSTER

No.	Name	Pos.	Ht.	Wt.	Cl.	Exp.	Hometown (Previous School)
40	Trey Purifoy	TE	6-7	237	Jr.	TR	Little Rock, Ark. (Ouachita Baptist University)
42	Jonathan Marshall	DL	6-3	293	So.	1L	Shepherd, Texas (Shepherd HS)
43	Jake Kuykendall	DB	5-10	181	Fr.	HS	Charleston, Ark. (Charleston HS)
43	George Madden	LS	6-1	207	Jr.	SQ	Blanchard, Okla. (Blanchard HS)
44	Austin Cantrell	TE	6-3	263	Jr.	2L	Roland, Okla. (Roland HS)
44	Cameron Vail	DB	6-1	180	Fr.	HS	Bryant, Ark. (Bryant HS)
45	Simeon Blair	DB	5-10	201	Fr.	HS	Pine Bluff, Ark. (Pine Bluff HS)
46	Damani Carter	DL	5-11	248	Jr.	1L	Fayetteville, Ark. (Fayetteville HS)
47	Tyler Pennington	LB	5-10	222	R-Fr.	RS	Cary, Ill. (Cary-Grove HS)
48	Nicholas Fulwider	DL	6-7	260	Fr.	HS	Tyrone, Ga. (Sandy Creek HS)
48	Jordan Silver	LS	6-1	217	R-Fr.	RS	Branson, Mo. (Branson HS)
49	McKinley Williams	LB	6-4	196	Fr.	HS	Sheridan, Ark. (Sheridan HS)
51	Hjalte Froholdt	OL	6-5	315	Sr.	3L	Svendborg, Denmark (IMG [Fla.] Academy)
52	T.J. Smith	DL	6-3	304	Jr.	2L	Moultrie, Ga. (Colquitt County HS)
54	Austin Capps	OL	6-4	311	Jr.	2L	Star City, Ark. (Star City HS)
54	Terrell Collins	LB	6-0	245	So.	SQ	St. Louis, Mo. (Iowa Western CC)
57	Shane Clinin	OL	6-6	302	R-Fr.	RS	Festus, Mo. (Jefferson HS)
58	Griffin Hunt	DL	6-4	222	Fr.	HS	Lucas, Texas (Lovejoy HS)
60	Brian Wallace	OL	6-6	318	Sr.	3L	Florissant, Mo. (Christian Brothers College HS)
62	Johnny Gibson Jr.	OL	6-4	324	Sr.	2L	Dumas, Ark. (Dumas HS)
64	Audry Horn	OL	6-2	290	R-Fr.	RS	Benton, Ark. (Little Rock Catholic HS)
66	Ty Clary	OL	6-4	287	So.	1L	Fayetteville, Ark. (Fayetteville HS)
67	Tyler Hall	OL	6-4	292	So.	SQ	Maumelle, Ark. (Maumelle HS)
68	Kirby Adcock	OL	6-5	280	R-Fr.	RS	Nashville, Ark. (Nashville HS)
69	Dylan Hays	OL	6-3	294	So.	1L	Little Rock, Ark. (Little Rock Christian Academy)
71	Ryan Winkel	OL	6-6	286	Fr.	HS	Memphis, Tenn. (Christian Brothers HS)
73	Noah Gatlin	OL	6-7	293	Fr.	HS	Jonesboro, Ark. (Jonesboro HS)
73	Deion Malone	OL	6-3	293	Sr.	SQ	Batesville, Miss. (Northwest CC)
74	Colton Jackson	OL	6-5	301	Jr.	2L	Conway, Ark. (Conway HS)
75	Silas Robinson	OL	6-4	308	Fr.	HS	Yoakum, Texas (Yoakum HS)
78	Dalton Wagner	OL	6-9	300	R-Fr.	RS	Spring Grove, Ill. (Richmond Burton HS)
79	Jalen Merrick	OL	6-4	318	Jr.	2L	Oak Hill, Fla. (New Smyrna Beach HS)
80	Matthew Phillips	P	5-10	180	Fr.	HS	Brentwood, Tenn. (Brentwood HS)
81	Jarrold Barnes	WR	5-11	183	So.	SQ	Cabot, Ark. (Cabot HS)
82	Gary Cross	WR	6-1	188	Sr.	1L	Fordyce, Ark. (Hutchinson [Kan.] CC)
83	Preston Stafford	K	5-10	166	Fr.	HS	Baton Rouge, La. (Catholic HS)
84	Peyton Ausley	WR	6-2	176	Fr.	HS	Austin, Texas (Vandegrift High School)
85	Cheyenne O'Grady	TE	6-4	251	Jr.	1L	Fayetteville, Ark. (Fayetteville HS)
86	Jamario Bell	DL	6-5	247	Jr.	SQ	Junction City, Ark. (Junction City HS)
86	Tobias Enlow	WR	6-2	207	So.	SQ	North Little Rock, Ark. (North Little Rock HS)
87	Blake Kern	TE	6-4	257	So.	SQ	Lamar, Ark. (Lamar HS)
89	Grayson Gunter	TE	6-6	238	So.	1L	Madison, Miss. (Madison Central HS)
90	Armon Watts	DL	6-5	298	Sr.	1L	St. Louis, Mo. (Christian Brothers College HS)
91	Michael Taylor II	DL	6-2	248	Sr.	SQ	Orlando, Fla. (Riverside City [Calif.] College)
92	Elias Hale	DL	6-4	237	So.	SQ	Fayetteville, Ark. (Fayetteville HS)
93	Chad Stephens	P	5-11	188	So.	SQ	Owasso, Okla. (Dodge City CC)
93	Isaiah Nichols	DL	6-3	273	Fr.	HS	Springdale, Ark. (Springdale HS)
94	David Porter	DL	6-3	262	R-Fr.	RS	Little Rock, Ark. (Joe T. Robinson HS)
99	Billy Ferrell	DL	6-3	343	Fr.	HS	Fordyce, Ark. (Fordyce HS)

Roster by Class: Senior - 15 | Junior - 30 | Sophomore - 30 | Freshman - 44

FOOTBALL STAFF

Coaching Staff

Chad Morris Head Coach	1st Season
John Chavis Defensive Coordinator/LBs	1st Season
Joe Craddock Offensive Coordinator/QBs	1st Season
Steve Caldwell Defensive Line	1st Season
Ron Cooper Secondary	1st Season
Dustin Fry Offensive Line	1st Season
Barry Lunney Jr. Tight Ends	6th Season
John Scott Jr. Defensive Line	2nd Season
Jeff Traylor Associate Head Coach/RBs	1st Season
Mark Smith Secondary	1st Season
Justin Stepp Wide Receivers	1st Season

Graduate Assistants

Kelvin Bolden Offense	1st Season
Ty Gatson Offense	1st Season
Imarjaye Albury Defense	1st Season
Eric Ponio Defense	1st Season

Quality Control/Analysts

Tanner Burns Special Teams	5th Season
Jordan Traylor Offense	1st Season
Will Bryant Offense	1st Season
Xavier Adibi Defense	1st Season
Corey Chamblin Defense	1st Season
John Roberts Defense	4th Season
GJ Kinne Offensive Analyst	1st Season

Support Staff

Randy Ross Football Operations	1st Season
Trumain Carroll Strength & Conditioning	1st Season
Dave Polanski Athletic Training	1st Season
Taylor Edwards Recruiting	1st Season
Bobby Allen HS/NFL Relations	6th Season
Sam Ogden Video	1st Season
Jake Rosch Equipment	5th Season

ALPHABETICAL ROSTER

No.	Name	Pos.
36	D'Vone McClure	LB
79	Jalen Merrick	OL
38	Jayden Minchew	DB
24	Kasey Monstros	RB
31	Grant Morgan	LB
19	Tyson Morris	WR
39	Thomas Muldrow	WR
29	Derrick Munson	DB
93	Isaiah Nichols	DL
13	Connor Noland	QB
85	Cheyenne O'Grady	TE
28	Andrew Parker	LB
14	Nathan Parodi	DB
18	Jeremy Patton	TE
16	La'Michael Pettway	WR
47	Tyler Pennington	LB
80	Matthew Phillips	P
34	Tyler Phillips	LB
16	Bumper Pool	LB
94	David Porter	DL
11	Ryan Pulley	DB
40	Trey Purifoy	TE
9	Santos Ramirez	DB
10	Randy Ramsey	DL
6	Gabe Richardson	DL
30	Kevin Richardson	DB
75	Silas Robinson	OL
48	Jordan Silver	LS
25	Micahh Smith	DB
52	T.J. Smith	DL
83	Preston Stafford	K
92	Chad Stephens	P
3	Deon Stewart	WR
4	Ty Storey	QB
17	Jimmie Stoudemire	WR
91	Michael Taylor II	DL
14	Britto Tutt	DB
44	Cameron Vail	DB
78	Dalton Wagner	OL
33	Dee Walker	LB
60	Brian Wallace	OL
9	De'Vion Warren	WR
90	Armon Watts	DL
21	Devwah Whaley	RB
49	McKinley Williams	LB
71	Ryan Winkel	OL
23	Maleek Williams	RB
8	Michael Woods	WR
37	Brenden Young	DB

PRONUNCIATIONS

Courte Alexander	core-TRAY
McTelvin Agim	UH-geem
Peyton Ausley	OZ-lee
Jarrold Barnes	JUH-rod
Chevin Calloway	Ch-evin
Tobias Enlow	N-low
Joseph Foucha	foo-SHAY
Hjalte Froholdt	YELL-duh FRO-holt
De'Jon Harris	DEE-jhon
Koilan Jackson	Coy-Lynn
Barry Lunney Jr.	LUHN-ee
Jarques McClellion	JAR-kezz
D'Vone McClure	de-VON
Nathan Parodi	pa-ro-DEE
Britto Tutt	BREE-toe
Devwah Whaley	DEV-wah



McTELVIN AGIM

3

Defensive Line | 6-3 | 279 | Junior
Texarkana, Texas | Hope (Ark.) HS

QUICK HITS

- Recorded at least 0.5 TFL in 18 of 30 career games, including five of the last seven.
- Arkansas' active career leader in tackles for loss (16.5) and in sacks (6.0).
- Set a career high in tackles for loss (2.5) against Mississippi State (11/24/17).
- Tied his career high in tackles (9) against Mississippi State (11/24/17).
- One of four SEC players to force multiple fumbles in a conference game last season.

CAREER STATS

	GP/GS	UA	A	ToT	TFL-YDS	SCK-YDS	FF	FR-YDS	INT-YDS	QBH	BRUP
2016	13/5	8	19	27	5.5-23	2.5-13	0	0-0	0-0	2	0
2017	12/11	15	22	37	7.5-33	2.5-19	2	0-0	0-0	3	3
2018	5/5	10	5	15	3.5-15	1.0-6	2	1-0	0-0	7	1
TOTAL	30/21	33	46	78	16.5-71	6.0-38	4	1-0	0-0	12	4

GAME-BY-GAME STATS

	GP/GS	UA	A	ToT	TFL-YDS	SCK-YDS	FF	FR-YDS	INT-YDS	QBH	BRUP
EASTERN ILLINOIS	1/1	2	1	3	1.0-1	0.0-0	0	0-0	0-0	2	1
at Colorado State	1/1	2	2	4	1.0-7	0.0-0	2	1-0	0-0	2	0
NORTH TEXAS	1/1	1	1	2	0.5-1	0.0-0	0	0-0	0-0	3	0
at Auburn	1/1	3	0	3	1.0-6	1.0-6	0	0-0	0-0	0	0
vs. Texas A&M	1/1	2	1	3	0.0-0	0.0-0	0	0-0	0-0	0	0
ALABAMA											
OLE MISS											
TULSA											
VANDERBILT											
LSU											
at Mississippi State											
at Missouri											
TOTAL	5/5	10	5	15	3.5-15	1.0-6	2	1-0	0-0	7	1

SEASON HIGHS

Tackles4 at Colorado State (9/8/18)
Tackles For Loss1.0 (3x) last at Auburn (9/22/18)
Sacks1.0 at Auburn (9/22/18)
QB Hurries3 vs. North Texas (9/15/18)
Pass Breakups1 vs. Eastern Illinois (9/1/18)
Forced Fumbles2 at Colorado State (9/8/18)

CAREER HIGHS

Tackles9 vs. TCU (9/9/17)
Tackles For Loss2.5 vs. Mississippi State (11/18/17)
Sacks1.0 (5x) last at Auburn (9/22/18)
QB Hurries3 vs. North Texas (9/15/18)
Pass Breakups1 (4x) vs. Eastern Illinois (9/1/18)
Forced Fumbles2 (2x) last at Colorado State (9/8/18)



RAKEEM BOYD

5

Running Back | 6-0 | 200 | Sophomore
Stratford, Texas | Independence CC (Kansas)

QUICK HITS

- Led in rec. (4), att. (10), rush yards (47) and all-purpose yards (80) vs. Texas A&M (9/29/18).
- Led Arkansas in rushing (69 yards) and receiving (45 yards) at Auburn (9/22/18).
- Ranked the No. 3 JUCO running back according to 247Sports.
- A four-star recruit out of high school, ranked No. 8 running back by Rivals.
- Rushed for 1,211 yards and 14 touchdowns in 11 games in 2017 at Independence CC.

CAREER STATS

	RUSHING						RECEIVING					
	GP/GS	ATT	YDS	AVG	TD	LNG	REC	YDS	AVG	TD	LNG	
2018	5/1	31	195	6.3	0	45	8	80	10.0	0	33	
TOTAL	5/1	31	195	6.3	0	45	8	80	10.0	0	33	

GAME-BY-GAME STATS


		RUSHING					RECEIVING					
	GP/GS	ATT	YDS	AVG	TD	LNG	REC	YDS	AVG	TD	LNG	
EASTERN ILLINOIS	1/0	6	12	2.0	0	7	1	8	8.0	0	8	
at Colorado State	1/0	7	67	9.6	0	36	0	0	0.0	0	0	
NORTH TEXAS	1/0	0	0	0.0	0	0	1	0	0.0	0	0	
at Auburn	1/0	8	69	8.2	0	45	2	39	19.5	0	33	
vs. Texas A&M	1/1	10	47	4.7	0	25	4	33	8.3	0	11	
ALABAMA												
OLE MISS												
TULSA												
VANDERBILT												
LSU												
at Mississippi State												
at Missouri												
TOTAL	5/1	31	195	6.3	0	45	8	80	10.0	0	33	

SEASON HIGHS

Rushes10 vs. Texas A&M (9/29/18)
Rushing Yards69 at Auburn (9/22/18)
Rushing TouchdownsNone
Long Rush45 at Auburn (9/22/18)
100-Yard GamesNone
Receptions4 vs. Texas A&M (9/29/18)
Receiving Yards39 at Auburn (9/22/18)
Receiving TouchdownsNone
Long Reception33 at Auburn (9/22/18)

CAREER HIGHS

Rushes10 vs. Texas A&M (9/29/18)
Rushing Yards69 at Auburn (9/22/18)
Rushing TouchdownsNone
Long Rush45 at Auburn (9/22/18)
100-Yard GamesNone
Receptions4 vs. Texas A&M (9/29/18)
Receiving Yards39 at Auburn (9/22/18)
Receiving TouchdownsNone
Long Reception33 at Auburn (9/22/18)



AUSTIN CANTRELL

44

Tight End | 6-3 | 253 | Junior
Roland, Okla. | Roland HS

QUICK HITS

- 42 yard catch vs. EIU is longest by Hog TE since Hunter Henry's 43 yarder against K-State (1/2/16).
- Recorded a catch in 21 of 30 career games.
- Caught a 1-yard TD pass from Rawleigh Williams III at Mississippi State (11/19/16).
- Only player on roster who is married.

CAREER STATS

	GP/GS	RECEIVING					RUSHING				
		REC	YDS	AVG	TD	LNG	ATT	YDS	AVG	TD	LNG
2016	13/5	13	120	9.2	2	32	0	0	0.0	0	0
2017	12/10	13	85	6.5	0	31	4	15	3.8	1	5
2018	5/5	4	69	17.3	1	42	0	0	0.0	0	0
TOTAL	30/20	30	274	9.1	3	42	4	26	3.8	1	5

GAME-BY-GAME STATS

	GP/GS	RECEIVING					RUSHING				
		REC	YDS	AVG	TD	LNG	ATT	YDS	AVG	TD	LNG
EASTERN ILLINOIS	1/1	2	53	26.5	1	42	0	0	0.0	0	0
at Colorado State	1/1	1	10	10.0	0	0	0	0	0.0	0	0
NORTH TEXAS	1/1	0	0	0.0	0	0	0	0	0.0	0	0
at Auburn	1/1	1	6	6.0	0	6	0	0	0.0	0	0
vs. Texas A&M	1/1	0	0	0.0	0	0	0	0	0.0	0	0
ALABAMA											
OLE MISS											
TULSA											
VANDERBILT											
LSU											
at Mississippi State											
at Missouri											
TOTAL	5/5	4	69	17.3	1	42	0	0	0.0	0	0

SEASON HIGHS

Receptions 2 vs. Eastern Illinois (9/1/18)
 Receiving Yards 53 vs. Eastern Illinois (9/1/18)
 Receiving Touchdowns 1 vs. Eastern Illinois (9/1/18)
 Long Reception 42 vs. Eastern Illinois (9/1/18)
 Rushes None
 Rushing Yards None
 Rushing Touchdowns None

CAREER HIGHS

Receptions 3 at Ole Miss (10/28/17)
 Receiving Yards 53 vs. Eastern Illinois (9/1/18)
 Receiving Touchdowns 1 (3x) last vs. Eastern Illinois (9/1/18)
 Long Reception 42 vs. Eastern Illinois (9/1/18)
 Rushes 3 vs. Coastal Carolina (11/4/17)
 Rushing Yards 13 vs. Coastal Carolina (11/4/17)
 Rushing Touchdowns 1 vs. Coastal Carolina (11/4/17)



CHEVIN CALLOWAY

1

Defensive Back | 5-10 | 190 | Sophomore
Dallas, Texas | Bishop Dunne HS

QUICK HITS

- Made first career start against EIU (9/1/18) after seeing action in all 12 games last season.
- Played a career high 63 snaps in the season finale against Missouri (11/24/17).
- Consensus four-star prospect and chose Arkansas over Alabama, LSU and others.

CAREER STATS

	GP/GS	UA	A	ToT	TFL-YDS	SCK-YDS	FF	FR-YDS	INT-YDS	QBH	BRUP
2017	12/0	8	2	10	0.0-0	0.0-0	0	0-0	0-0	0	2
2018	2/2	3	4	7	0.0-0	0.0-0	1	2-0	0-0	0	0
TOTAL	14/2	11	6	17	0-0	0-0	1	2-0	0-0	0	2

GAME-BY-GAME STATS

	GP/GS	UA	A	ToT	TFL-YDS	SCK-YDS	FF	FR-YDS	INT-YDS	QBH	BRUP
EASTERN ILLINOIS	1/1	2	2	4	0.0-0	0.0-0	1	2-0	0-0	0	0
at Colorado State	1/1	1	2	3	0.0-0	0.0-0	0	0-0	0-0	0	0
NORTH TEXAS	-/-	-	-	-	-	-	-	-	-	-	-
at Auburn	-/-	-	-	-	-	-	-	-	-	-	-
vs. Texas A&M	-/-	-	-	-	-	-	-	-	-	-	-
ALABAMA											
OLE MISS											
TULSA											
VANDERBILT											
LSU											
at Mississippi State											
at Missouri											
TOTAL	2/2	3	4	7	0.0-0	0.0-0	1	2-0	0-0	0	0

SEASON HIGHS

Tackles 4 vs. Eastern Illinois (9/1/18)
 Tackles For Loss None
 Sacks None
 Interceptions None
 Interception Return Yards None
 QB Hurries None
 Pass Breakups None
 Forced Fumbles 1 vs. Eastern Illinois (9/1/18)
 Fumble Recoveries 2 vs. Eastern Illinois (9/1/18)

CAREER HIGHS

Tackles 5 vs. Missouri (11/24/17)
 Tackles For Loss None
 Sacks None
 Interceptions None
 Interception Return Yards None
 QB Hurries 2 vs. Missouri (11/24/17)
 Pass Breakups None
 Forced Fumbles 1 vs. Eastern Illinois (9/1/18)
 Fumble Recoveries vs. Eastern Illinois (9/1/18)



JARED CORNELIUS

1

Wide Receiver | 5-11 | 203 | Senior
Shreveport, La. | Evangel Christian Academy



QUICK HITS

- Had Multiple catches in back-to-back games for the first time since Nov. 19-25, 2016.
- His two receptions against North Texas were his first since 9/23/17 against Texas A&M.
- Has recorded a catch in 23 of the last 27 games played, including three-straight.
- Dating back to the 2016 season, 28 of his 42 catches have resulted in a first down or TD.
- Led the team in catches of 30+ yards (5), 25+ yards (7) and 20+ yards (11) in 2016.

CAREER STATS

	RECEIVING					RUSHING					PUNT RETURN				
	GP/GS	REC	YDS	AVG	TD	LNG	ATT	YDS	AVG	TD	LNG	RET	YDS	TD	LNG
2014	13/0	18	212	11.8	2	38	5	23	4.6	0	11	9	91	0	35
2015	9/6	24	393	16.4	3	58	7	112	16.0	2	69	7	93	0	43
2016	11/4	32	515	16.1	4	57	13	53	4.1	1	14	12	85	0	21
2017	3/2	5	43	8.6	1	15	0	0	0.0	0	0	0	0	0	0
2018	5/2	5	53	10.6	0	14	0	0	0.0	0	0	0	0	0	0
TOTAL	40/13	84	1,216	14.5	10	58	25	188	7.5	3	69	28	269	0	43

GAME-BY-GAME STATS

	RECEIVING					RUSHING					PUNT RETURN				
	GP/GS	REC	YDS	AVG	TD	LNG	ATT	YDS	AVG	TD	LNG	RET	YDS	TD	LNG
EASTERN ILLINOIS	1/1	0	0	0.0	0	0	0	0	0.0	0	0	0	0	0	0
at Colorado State	1/0	0	0	0.0	0	0	0	0	0.0	0	0	0	0	0	0
NORTH TEXAS	1/0	2	27	13.5	0	14	0	0	0.0	0	0	0	0	0	0
at Auburn	1/1	2	15	7.5	0	11	0	0	0.0	0	0	0	0	0	0
vs. Texas A&M	1/0	1	11	11.0	0	11	0	0	0.0	0	0	0	0	0	0
ALABAMA															
OLE MISS															
TULSA															
VANDERBILT															
LSU															
at Mississippi State															
at Missouri															
TOTAL	5/2	5	53	10.6	0	14	0	0	0.0	0	0	0	0	0	0

SEASON HIGHS

Receptions	2 (2x) last at Auburn (9/22/18)
Receiving Yards	27 vs. North Texas (9/15/18)
Receiving TDs	14 vs. North Texas (9/15/18)
Long Reception	None
100-Yard Games	None
Rushes	None
Rushing Yards	None
Rushing TDs	None
Long Rush	None
Punt Returns	None
Punt Return Yards	None
Punt Return TDs	None

CAREER HIGHS

Receptions	7 vs. Texas A&M (9/24/16)
Receiving Yards	146 vs. Alabama (10/8/16)
Receiving TDs	2 vs. Alcorn State (10/1/16)
Long Reception	58 vs. UTEP (9/5/15)
100-Yard Games	3, last vs. Alabama (10/8/16)
Rushes	3 vs. LA Tech (9/3/16)
Rushing Yards	71 at LSU (11/14/15)
Rushing TDs	1 (2x), last vs. Ole Miss (10/15/16)
Long Rush	69 at LSU (11/14/15)
Punt Returns	3 vs. Florida (11/5/16)
Punt Return Yards	43 vs. Toledo (9/12/15)
Punt Return TDs	None
Long Return	43 vs. Toledo (9/12/15)
Total TDs	2 vs. Alcorn State (10/1/16)



KAMREN CURL

2

Defensive Back | 6-2 | 201 | Sophomore
San Diego, Calif. | Muskogee HS (Okla.)

QUICK HITS

- Led the team in tackles for the second time in career at Auburn (9/22/18) with nine.
- Has started 16-consecutive games, was the only freshman to make start on D in 2017.
- One of eight underclassmen, five freshmen, to breakup eight or more passes in 2017.
- 8 PBUs were the most by an Arkansas freshman since Lawrence Richardson (17) in 2001.
- One of 10 freshmen in the FBS to record 7 pass breakups against conference competition.

CAREER STATS

	GP/GS	UA	A	ToT	TFL-YDS	SCK-YDS	FF	FR-YDS	INT-YDS	QBH	BRUP
2017	12/11	32	14	46	0.0-0	0.0-0	0	0-0	0-0	0	8
2018	5/5	13	11	24	0.0-0	0.0-0	1	0-0	0-0	0	3
TOTAL	17/16	45	25	70	0.0-0	0.0-0	1	0-0	0-0	0	11

GAME-BY-GAME STATS

	GP/GS	UA	A	ToT	TFL-YDS	SCK-YDS	FF	FR-YDS	INT-YDS	QBH	BRUP
EASTERN ILLINOIS	1/1	1	2	3	0.0-0	0.0-0	0	0-0	0-0	0	0
at Colorado State	1/1	3	1	4	0.0-0	0.0-0	0	0-0	0-0	0	2
NORTH TEXAS	1/1	3	2	5	0.0-0	0.0-0	1	0-0	0-0	0	1
at Auburn	1/1	4	5	9	0.0-0	0.0-0	0	0-0	0-0	0	0
vs. Texas A&M	1/1	2	1	3	0.0-0	0.0-0	0	0-0	0-0	0	0
ALABAMA											
OLE MISS											
TULSA											
VANDERBILT											
LSU											
at Mississippi State											
at Missouri											
TOTAL	5/5	13	11	24	0.0-0	0.0-0	1	0-0	0-0	0	3

SEASON HIGHS

Tackles	9 at Auburn (9/22/18)
Tackles For Loss	None
Sacks	None
QB Hurries	None
Pass Breakups	2 at Colorado State (9/8/18)
Forced Fumbles	1 vs. North Texas (9/15/18)
Interceptions	None

CAREER HIGHS

Tackles	9 at Auburn (9/22/18)
Tackles For Loss	None
Sacks	None
QB Hurries	None
Pass Breakups	3 at South Carolina (10/7/17)
Forced Fumbles	1 vs. North Texas (9/15/18)
Interceptions	None



JOE FOUCHA

17

Defensive Back | 5-11 | 198 | Freshman
New Orleans, La. | McDonogh 35 HS

QUICK HITS

- Made his first career appearance against EIU (9/1/18) recording two tackles.
- Had 68 tackles, five INTs, six forced fumbles and 15 PBU's as a senior at McDonogh 45 HS.
- Consensus three star that chose Arkansas over Alabama, Auburn, LSU and others.

CAREER STATS

	GP/GS	UA	A	ToT	TFL-YDS	SCK-YDS	FF	FR-YDS	INT-YDS	QBH	BRUP
2018	4/0	2	1	3	0.0-0	0.0-0	0	0-0	0-0	0	0
TOTAL	4/0	2	1	3	0.0-0	0.0-0	0	0-0	0-0	0	0

GAME-BY-GAME STATS

	GP/GS	UA	A	ToT	TFL-YDS	SCK-YDS	FF	FR-YDS	INT-YDS	QBH	BRUP
EASTERN ILLINOIS	1/0	1	1	2	0.0-0	0.0-0	0	0-0	0-0	0	0
at Colorado State	-/-	-	-	-	-	-	-	-	-	-	-
NORTH TEXAS	1/0	1	0	1	0.0-0	0.0-0	0	0-0	0-0	0	0
at Auburn	1/0	0	0	0	0.0-0	0.0-0	0	0-0	0-0	0	0
vs. Texas A&M	1/0	0	0	0	0.0-0	0.0-0	0	0-0	0-0	0	0
ALABAMA											
OLE MISS											
TULSA											
VANDERBILT											
LSU											
at Mississippi State											
at Missouri											
TOTAL	4/0	2	1	3	0.0-0	0.0-0	0	0-0	0-0	0	0

SEASON HIGHS

Tackles	2 vs. Eastern Illinois (9/1/18)
Tackles For Loss	None
Sacks	None
QB Hurries	None
Pass Breakups	None
Forced Fumbles	None
Interceptions	None

CAREER HIGHS

Tackles	2 vs. Eastern Illinois (9/1/18)
Tackles For Loss	None
Sacks	None
QB Hurries	None
Pass Breakups	None
Forced Fumbles	None
Interceptions	None



DRE GREENLAW

23

Linebacker | 6-0 | 227 | Senior
Fayetteville, Ark. | Fayetteville HS

QUICK HITS

- 3.0 TFL at Auburn is most in a game by a Hog since Brooks Ellis had 3.0 at TCU (9/10/16).
- Tied for first in the league in tackles per game in conference contests with 10.5.
- Started 33 games in his career, the most on roster, and every game played since (9/19/15).
- Recorded two interceptions against Texas A&M, for his second and third in his career.
- Finished tied for fourth in the SEC in tackles during conference play (72) last season.

CAREER STATS

	GP/GS	UA	A	ToT	TFL-YDS	SCK-YDS	FF	FR-YDS	INT-YDS	QBH	BRUP
2015	13/11	46	49	95	3.5-20	1.0-14	2	0-0	0-0	1	1
2016	7/7	22	20	42	1.5-3	0.0-0	0	2-0	1-3	1	0
2017	12/12	52	51	103	1.5-15	1.0-14	0	0-0	0-0	2	2
2018	3/3	13	18	31	5.0-5	1.0-1	2	0-0	2-5	1	0
TOTAL	35/33	133	138	271	11.5-43	3.0-29	4	2-0	3-8	5	3

GAME-BY-GAME STATS

	GP/GS	UA	A	ToT	TFL-YDS	SCK-YDS	FF	FR-YDS	INT-YDS	QBH	BRUP
EASTERN ILLINOIS	1/1	3	7	10	2.0-2	0.0-0	2	0-0	0-0	0	0
at Colorado State	-/-	-	-	-	-	-	-	-	-	-	-
NORTH TEXAS	-/-	-	-	-	-	-	-	-	-	-	-
at Auburn	1/1	5	3	8	3.0-3	1.0-1	0	0-0	0-0	1	0
vs. Texas A&M	1/1	5	8	13	0.0-0	0.0-0	0	0-0	2-5	0	0
ALABAMA											
OLE MISS											
TULSA											
VANDERBILT											
LSU											
at Mississippi State											
at Missouri											
TOTAL	3/3	13	18	31	5.0-5	1.0-1	2	0-0	2-5	1	0

SEASON HIGHS

Tackles	13 vs. Texas A&M (9/29/18)
Double-Figure Tackle Games	2 last vs. Texas A&M (9/29/18)
Tackles For Loss	3.0 at Auburn (9/22/18)
Sacks	1.0 at Auburn (9/22/18)
Interceptions	2 vs. Texas A&M (9/29/18)
Interception Return Yards	5 vs. Texas A&M (9/29/18)
QB Hurries	1 at Auburn (9/22/18)
Pass Breakups	None
Forced Fumbles	2 vs. Eastern Illinois (9/1/18)

CAREER HIGHS

Tackles	17 vs. TCU (9/9/17)
Double-Figure Tackle Games	13 last vs. Texas A&M (9/29/18)
Tackles For Loss	3.0 at Auburn (9/22/18)
Sacks	1.0 (3x) last at Auburn (9/22/18)
Interceptions	2 vs. Texas A&M (9/29/18)
Interception Return Yards	5 vs. Texas A&M (9/29/18)
QB Hurries	1 (5x), last at Auburn (9/22/18)
Pass Breakups	1 (3x), last vs. Texas A&M (9/29/17)
Forced Fumbles	2 vs. Eastern Illinois (9/1/18)

IN THE SEC RANKINGS

	Stat	Ranking
Tackles	31	14th
Tackles Per Conference Game	10.5	T-1st
Total Tackles In Conference Games	21	T-3rd
Interceptions	3	T-2nd
Tackles For Loss	5.0	T-11th



BRISTON GUIDRY

7

Defensive Line | 6-2 | 292 | Sophomore
Kenner, La. | Archbishop Rummel HS

QUICK HITS

- Has two fumble recoveries for touchdowns, against Missouri (11/24/17) and EIU (9/1/18)
- Recorded at least one tackle in 14 of 16 games.
- Saw action in 11 games last season, playing 280 defensive snaps.
- Played a season-high 50 defensive snaps against Missouri, recording his first career sack.
- A four-star recruit by ESPN, 247Sports and Rivals.

CAREER STATS

	GP/GS	UA	A	ToT	TFL-YDS	SCK-YDS	FF	FR-YDS	INT-YDS	QBH	BRUP
2017	11/0	8	13	21	3.5-8	1.0-3	1	2-0	0-0	2	0
2018	5/0	3	6	9	1.0-2	0.0-0	0	1-1	0-0	0	2
TOTAL	16/0	11	19	30	4.5-10	1.0-3	1	3-1	0-0	2	2

GAME-BY-GAME STATS

	GP/GS	UA	A	ToT	TFL-YDS	SCK-YDS	FF	FR-YDS	INT-YDS	QBH	BRUP
EASTERN ILLINOIS	1/0	0	1	1	0.0-0	0.0-0	0	1-1	0-0	0	1
at Colorado State	1/0	0	1	1	0.0-0	0.0-0	0	0-0	0-0	0	0
NORTH TEXAS	1/0	1	3	4	1.0-2	0.0-0	0	0-0	0-0	0	1
at Auburn	1/0	0	1	1	0.0-0	0.0-0	0	0-0	0-0	0	0
vs. Texas A&M	1/0	2	0	2	0.0-0	0.0-0	0	0-0	0-0	0	0
ALABAMA											
OLE MISS											
TULSA											
VANDERBILT											
LSU											
at Mississippi State											
at Missouri											
TOTAL	5/0	3	6	9	1.0-2	0.0-0	0	1-1	0-0	0	2

SEASON HIGHS

Tackles 4 vs. North Texas (9/15/18)
Tackles For Loss 1.0 vs. North Texas (9/15/18)
Sacks None
Interceptions None
Interception Return Yards None
QB Hurries None
Pass Breakups 1 (2x) last vs. North Texas (9/15/18)
Forced Fumbles None
Fumble Recoveries 1 vs. Eastern Illinois (9/1/18)

CAREER HIGHS

Tackles 5 vs Mississippi State (11/18/17)
Tackles For Loss 1.0 (4x) last vs. North Texas (9/15/18)
Sacks 1.0 vs Missouri (11/24/17)
Interceptions None
Interception Return Yards None
QB Hurries 1 (2x) last vs Mississippi State (11/18/17)
Pass Breakups 1 (2x) last vs. North Texas (9/15/18)
Forced Fumbles 1 vs Coastal Carolina (11/4/17)
Fumble Recoveries 1 (3x) last vs. Eastern Illinois (9/1/18)



T.J. HAMMONDS

6

Running Back | 5-10 | 205 | Junior
Little Rock, Ark. | Joe T. Robinson HS

QUICK HITS

- Took only reception 64 yards for a touchdown against Colorado State (9/8/18)
- Responsible for two of the three longest plays from scrimmage for Arkansas last season.
- His 88-yard TD run against Coastal Carolina was the sixth-longest run in team history.
- Became the 4th player in team history to have multiple 60+ yard TDs in a game since 1997.
- First Hog since Jonathan Williams (2012) with two TD of 60+ yards in the same game.

CAREER STATS

	GP/GS	RECEIVING					RUSHING				
		REC	YDS	AVG	TD	LNG	ATT	YDS	AVG	TD	LNG
2016	8/0	0	0	0.0	0	0	15	88	5.9	1	30
2017	12/0	2	64	32.0	1	60	32	267	8.3	1	88
2018	4/0	4	84	12.0	1	64	10	28	2.8	0	10
TOTAL	24/0	6	148	24.7	2	64	57	397	6.9	2	88

GAME-BY-GAME STATS

	GP/GS	RECEIVING					RUSHING				
		REC	YDS	AVG	TD	LNG	ATT	YDS	AVG	TD	LNG
EASTERN ILLINOIS	1/0	1	3	3.0	0	3	3	14	4.7	0	10
at Colorado State	1/0	1	64	64.0	1	64	3	8	2.7	0	6
NORTH TEXAS	1/0	2	17	8.5	0	11	1	0	0.0	0	0
at Auburn	-/-	-	-	-	-	-	-	-	-	-	-
vs. Texas A&M	1/0	0	0	0.0	0	0	3	6	2.0	0	5
ALABAMA											
OLE MISS											
TULSA											
VANDERBILT											
LSU											
at Mississippi State											
at Missouri											
TOTAL	4/0	4	84	12.0	1	64	10	28	2.8	0	10

SEASON HIGHS

Rushes 3 (2x) last at Colorado State (9/8/18)
Rushing Yards 14 vs. Eastern Illinois (9/1/18)
Rushing Touchdowns None
Long Rush 10 vs. Eastern Illinois (9/1/18)
Receptions 2 vs. North Texas (9/15/18)
Receiving Yards 64 at Colorado State (9/8/18)
Receiving Touchdowns 1 at Colorado State (9/8/18)
Long Reception 64 at Colorado State (9/8/18)

CAREER HIGHS

Rushes 11 at Ole Miss (10/28/17)
Rushing Yards 119 vs. Coastal Carolina (11/4/17)
Rushing Touchdowns 1 (2x), last vs. Coastal Carolina (11/4/17)
Long Rush 88 vs. Coastal Carolina (11/4/17)
Receptions 2 vs. North Texas (9/15/18)
Receiving Yards 64 at Colorado State (9/8/18)
Receiving Touchdowns 1 (2x) last at Colorado State (9/8/18)
Long Reception 64 at Colorado State (9/8/18)



De'JON HARRIS

8

Linebacker | 6-0 | 244 | Junior
Harvey, La. | John Ehret HS

QUICK HITS

- Had a career day vs. Texas A&M (9/29/18), posting 16 tackles, 2.0 TFL and a sack.
- Led the team in tackles against North Texas (12), Colorado State (11) and Texas A&M (16).
- Paced Arkansas with 115 tackles and finished third in the SEC in 2017.
- 16 tackles in a game in the most since Dre Greenlaw had 17 against TCU (9/9/17).
- 53 tackles is tied for seventh-most among Power 5 defenders.

CAREER STATS

	GP/GS	UA	A	ToT	TFL-YDS	SCK-YDS	FF	FR-YDS	INT-YDS	QBH	BRUP
2016	12/0	18	19	37	2.0-8	1.0-6	1	0-0	0-0	0	0
2017	12/12	66	49	115	8.5-25	3.5-18	0	0-0	0-0	4	2
2018	5/5	25	28	53	4.5-15	1.0-9	1	0-0	0	0	4
TOTAL	29/17	109	96	205	15.0-48	5.5-33	2	0-0	0-0	4	6

GAME-BY-GAME STATS

	GP/GS	UA	A	ToT	TFL-YDS	SCK-YDS	FF	FR-YDS	INT-YDS	QBH	BRUP
EASTERN ILLINOIS	1/1	4	5	9	0.0-0	0.0-0	1	0-0	0-0	0	0
at Colorado State	1/1	0	11	11	1.0-1	0.0-0	0	0-0	0-0	0	2
NORTH TEXAS	1/1	7	5	12	0.0-0	0.0-0	0	0-0	0-0	0	2
at Auburn	1/1	2	3	5	1.5-4	0.0-0	0	0-0	0-0	0	0
vs. Texas A&M	1/1	12	4	16	2.0-10	1.0-9	0	0-0	0-0	0	0
ALABAMA											
OLE MISS											
TULSA											
VANDERBILT											
LSU											
at Mississippi State											
at Missouri											
TOTAL	5/5	25	28	53	4.5-15	1.0-9	1	0-0	0	0	4

SEASON HIGHS

Tackles	16 vs. Texas A&M (9/29/18)
Tackles For Loss	2.0 vs. Texas A&M (9/29/18)
Double-Figure Tackle Games	3, last vs. Texas A&M (9/29/18)
Sacks	1.0 vs. Texas A&M (9/29/18)
Interceptions	None
Interception Return Yards	None
QB Hurries	None
Pass Breakups	2 (2x) last vs. North Texas (9/15/18)
Forced Fumbles	1 vs. Eastern Illinois (9/1/18)

CAREER HIGHS

Tackles	16 vs. Texas A&M (9/29/18)
Tackles For Loss	2.0 (3x), last vs. Texas A&M (9/29/18)
Double-Figure Tackle Games	11, last vs. Texas A&M (9/29/18)
Sacks	1.0 (5x) last vs. Texas A&M (9/29/18)
Interceptions	None
Interception Return Yards	None
QB Hurries	3 vs Missouri (11/24/17)
Pass Breakups	2 (2x) last vs. North Texas (9/15/18)
Forced Fumbles	1 (2x) vs. Eastern Illinois (9/1/18)

IN THE SEC RANKINGS

	Stat	Ranking
Tackles	53	1st
Solo Tackles	25	1st
Tackles per game	10.6	1st
Pass Breakups	4	T-5th



CHASE HAYDEN

2

Running Back | 5-10 | 200 | Sophomore
Memphis, Tenn. | Saint George's Independent School

QUICK HITS

- Recorded most rushing yards against Colorado State (55) since 9/24/17 against Texas A&M.
- Was the first Arkansas true freshman with multiple rushing TDs in a game since 2011.
- His 120 yards against Florida A&M were the 14th-most by a true freshman in team history.
- The only true freshman to rush for 100+ yards and score a TD in week one last season.
- Led all freshmen in the SEC with four rushing TDs before his injury.

CAREER STATS

	GP/GS	ATT	YDS	AVG	TD	LNG	REC	YDS	AVG	TD	LNG
2017	7/0	61	326	5.3	4	40	1	23	23.0	0	23
2018	4/0	26	98	3.5	0	18	3	11	3.7	0	6
TOTAL	11/0	87	424	4.9	4	40	4	34	8.5	0	23

GAME-BY-GAME STATS


	GP/GS	ATT	YDS	AVG	TD	LNG	REC	YDS	AVG	TD	LNG
EASTERN ILLINOIS	1/0	4	6	0.8	0	3	1	2	2.0	0	2
at Colorado State	1/0	11	55	5.0	0	18	0	0	0.0	0	0
NORTH TEXAS	1/0	5	21	4.2	0	6	1	3	3.0	0	3
at Auburn	1/0	6	16	1.8	0	8	1	6	6.0	0	6
vs. Texas A&M	1/0	1	1	1.0	0	1	0	0	0.0	0	0
ALABAMA											
OLE MISS											
TULSA											
VANDERBILT											
LSU											
at Mississippi State											
at Missouri											
TOTAL	5/0	27	99	3.6	0	18	3	11	3.7	0	6

SEASON HIGHS

Rushes	11 at Colorado State (9/8/18)
Rushing Yards	55 at Colorado State (9/8/18)
Rushing Touchdowns	None
Long Rush	18 at Colorado State (9/8/18)
100-Yard Games	None
Receptions	1 (3x) last at Auburn (9/22/18)
Receiving Yards	6 at Auburn (9/22/18)
Receiving Touchdowns	None
Long Reception	6 at Auburn (9/22/18)

CAREER HIGHS

Rushes	14 vs. Florida A&M (8/31/17)
Rushing Yards	120 vs. Florida A&M (8/31/17)
Rushing Touchdowns	2 vs. New Mexico State (9/30/17)
Long Rush	40 vs. Auburn (10/21/17)
100-Yard Games	1, 120 vs. Florida A&M (8/31/17)
Receptions	1 (3x) last vs. North Texas (9/15/18)
Receiving Yards	23 vs. Auburn (10/21/17)
Receiving Touchdowns	None
Long Reception	23 vs. Auburn (10/21/17)



HAYDEN HENRY

27

Linebacker | 6-2 | 222 | Sophomore
Little Rock, Ark. | Pulaski Academy

QUICK HITS

- Has recorded a tackle in six of the last seven games.
- Made his first career start against Texas A&M (9/29/18), recording one tackle.
- Earned a scholarship following the conclusion of the 2017 season.
- Saw action in all 12 games and played a key role on special teams, recording three tackles.
- Rated a three-star recruit by 247Sports and ranked as the No. 13 player in the state.

CAREER STATS

	GP/GS	UA	A	ToT	TFL-YDS	SCK-YDS	FF	FR-YDS	INT-YDS	QBH	BRUP
2017	12/0	3	0	3	0.0-0	0.0-0	0	0-0	0-0	0	0
2018	5/0	4	3	7	0.0-0	0.0-0	0	0-0	0-0	0	0
TOTAL	17/0	7	3	10	0.0-0	0.0-0	0	0-0	0-0	0	0

GAME-BY-GAME STATS

	GP/GS	UA	A	ToT	TFL-YDS	SCK-YDS	FF	FR-YDS	INT-YDS	QBH	BRUP
EASTERN ILLINOIS	1/0	1	2	3	0.0-0	0.0-0	0	0-0	0-0	0	0
at Colorado State	1/0	2	0	2	0.0-0	0.0-0	0	0-0	0-0	0	0
NORTH TEXAS	1/0	0	1	1	0.0-0	0.0-0	0	0-0	0-0	0	0
at Auburn	1/0	0	0	0	0.0-0	0.0-0	0	0-0	0-0	0	0
vs. Texas A&M	1/1	1	0	1	0.0-0	0.0-0	0	0-0	0-0	0	0
ALABAMA											
OLE MISS											
TULSA											
VANDERBILT											
LSU											
at Mississippi State											
at Missouri											
TOTAL	5/0	4	3	7	0.0-0	0.0-0	0	0-0	0-0	0	0

SEASON HIGHS

Tackles	3 vs. Eastern Illinois (9/1/18)
Tackles For Loss	None
Sacks	None
Interceptions	None
Interception Return Yards	None
QB Hurries	None
Pass Breakups	None
Forced Fumbles	None

CAREER HIGHS

Tackles	3 vs. Eastern Illinois (9/1/18)
Tackles For Loss	None
Sacks	None
Interceptions	None
Interception Return Yards	None
QB Hurries	None
Pass Breakups	None
Forced Fumbles	None



BLAKE JOHNSON

18

Punter | 6-1 | 182 | Junior
Long Beach, Calif | Los Alamitos HS

QUICK KICKS

- Pinned opponents inside the 20 16 times, while recording just three touchbacks.
- 26 of his 63 (.412) punts have been fair caught in his career.
- Booted two 50+ yard punts against Texas A&M (9/23/17), recording five total in 2017.
- Averaged 36.6 yards a punt in 2017.

CAREER STATS

	GP	NO	YDS	LNG	BLKD	TB	FC	50+	INSIDE 20
2016	1	2	94	48	0	0	2	0	1
2017	12	59	2,277	60	0	3	24	5	16
2018	2	7	213	44	0	0	2	0	2
TOTAL	15	64	2,584	60	0	3	28	5	19

GAME-BY-GAME STATS

	GP	NO	YDS	LNG	BLKD	TB	FC	50+	INSIDE 20
EASTERN ILLINOIS	1	4	122	44	0	0	2	0	2
at Colorado State	-	-	-	-	-	-	-	-	-
NORTH TEXAS	1	3	91	33	0	0	0	0	0
at Auburn	-	-	-	-	-	-	-	-	-
vs. Texas A&M	-	-	-	-	-	-	-	-	-
ALABAMA									
OLE MISS									
TULSA									
VANDERBILT									
LSU									
at Mississippi State									
at Missouri									
TOTAL	2	7	213	44	0	0	2	0	2

SEASON HIGHS

Punts	4 vs. Eastern Illinois (9/1/18)
Longest Punt	44 vs. Eastern Illinois (9/1/18)
Highest Average	30.5 vs. Eastern Illinois (9/1/18)
Fair Catches	2 vs. Eastern Illinois (9/1/18)
Most 50+	None
Inside 20	2 vs. Eastern Illinois (9/1/18)

CAREER HIGHS

Punts	8 at Alabama (10/14/17)
Longest Punt	60 vs. Auburn (10/21/17)
Highest Average	47.0 vs. Alcorn State (10/1/16)
Fair Catches	5 vs. Texas A&M (9/23/17)
Most 50+	2 vs. Texas A&M (9/23/17)
Inside 20	3 at Alabama (10/14/17)



JORDAN JONES

10

Wide Receiver | 6-1 | 180 | Sophomore
Smackover, Ark. | Smackover HS

QUICK HITS

- Recorded at least one reception in 15 of 17 games, including eight multi-catch games.
- Finished 2nd on the team in catches over 15+ yards (13), and third in first-down catches (14)
- His 65-yard reception against Missouri was Arkansas' longest reception of the season.
- Was the only Arkansas player with multiple catches of 50+ yards in 2017.

CAREER STATS

	GP/GS	RECEIVING				LNG	RUSHING				LNG
		REC	YDS	AVG	TD		ATT	YDS	AVG	TD	
2017	12/6	21	401	19.1	3	65	8	88	11.0	0	30
2018	4/0	9	162	18.0	1	57	0	0	0.0	0	0
TOTAL	16/6	30	563	18.7	4	65	8	88	11.0	0	30

GAME-BY-GAME STATS

	GP/GS	RECEIVING				LNG	RUSHING				LNG
		REC	YDS	AVG	TD		ATT	YDS	AVG	TD	
EASTERN ILLINOIS	1/0	5	132	26.4	1	57	0	0	0.0	0	0
at Colorado State	1/0	1	2	2.0	0	2	0	0	0.0	0	0
NORTH TEXAS	1/0	1	13	13.0	0	13	0	0	0.0	0	0
at Auburn	1/0	2	15	7.5	0	15	0	0	0.0	0	0
vs. Texas A&M	1/0	2	6	3.0	0	8	0	0	0.0	0	0
ALABAMA											
OLE MISS											
TULSA											
VANDERBILT											
LSU											
at Mississippi State											
at Missouri											
TOTAL	5/0	11	168	15.3	1	57	0	0	0.0	0	0

SEASON HIGHS

Receptions	5 vs. Eastern Illinois (9/1/18)
Receiving Yards	132 vs. Eastern Illinois (9/1/18)
Receiving Touchdowns	1 vs. Eastern Illinois (9/1/18)
Long Reception	57 vs. Eastern Illinois (9/1/18)
Rushes	None
Rushing Yards	None
Rushing Touchdowns	None
Long Rush	None

CAREER HIGHS

Receptions	5 vs. Eastern Illinois (9/1/18)
Receiving Yards	132 vs. Eastern Illinois (9/1/18)
Receiving Touchdowns	1 (4x) last vs. Eastern Illinois (9/1/18)
Long Reception	65 vs. Missouri (11/24/17)
Rushes	2 vs. Texas A&M (9/23/17)
Rushing Yards	50 vs. Texas A&M (9/23/17)
Rushing Touchdowns	None
Long Rush	30 vs. Texas A&M (9/23/17)



COLE KELLEY

15

Quarterback | 6-7 | 258 | Sophomore
Lafayette, La. | Teurlings Catholic HS

QUICK HITS

- Threw for a TD in 8 of 14 games played, including in 4 of 8 SEC contests.
- 8 TD passes were the second-most in a season by an Arkansas freshman in the SEC era.
- Totaled 692 passing yards in October 2017, the third most in the SEC during the month.
- Completed 13-of-18 (.722) passes for 74 yards and 5 touchdowns in the redzone in 2017.
- The first freshman QB at Arkansas since 2006 to defeat an SEC team on the road.

CAREER STATS

	GP/GS	PASSING				YDS	TD	INT	LNG	RUSHING			
		COMP	ATT	PCT						ATT	YDS	AVG	TD
2017	9/4	87	151	57.6		1,038	8	4	60	53	74	1.4	2
2018	5/3	31	57	54.3		379	3	4	64	13	15	1.2	2
TOTAL	14/7	119	208	57.0		1,417	11	8	64	66	89	1.3	4

GAME-BY-GAME STATS

	GP/GS	PASSING				YDS	TD	INT	LNG	RUSHING			
		COMP	ATT	PCT						ATT	YDS	AVG	TD
EASTERN ILLINOIS	1/1	9	12	75.0		92	1	0	42	3	4	1.33	0
at Colorado State	1/0	6	9	66.6		102	2	0	64	3	-6	-2.0	0
NORTH TEXAS	1/1	16	35	45.7		185	0	4	25	4	14	3.5	1
at Auburn	1/0	0	0	0.0		0	0	0	0	2	2	1.0	0
vs. Texas A&M	1/0	0	1	0.0		0	0	0	0	1	1	1.0	1
ALABAMA													
OLE MISS													
TULSA													
VANDERBILT													
LSU													
at Mississippi State													
at Missouri													
TOTAL	5/3	31	57	54.3		379	3	4	64	13	15	1.2	2

SEASON HIGHS

Pass Attempts	35 vs. North Texas (9/15/18)
Completions	16 vs. North Texas (9/15/18)
Pass Yards	185 vs. North Texas (9/15/18)
Pass TDs	2 at Colorado State (9/8/18)
Long Pass	64 at Colorado State (9/8/18)
Completion %	75.0 vs. Eastern Illinois (9/1/18)
Rushes	4 vs. North Texas (9/15/18)
Rush Yards	14 vs. North Texas (9/15/18)
Rush TDs	1 (2x) last vs. Texas A&M (9/29/18)
Long Rush	5 vs. North Texas (9/15/18)

CAREER HIGHS

Pass Attempts	42 at Alabama (10/14/17)
Completions	23 at Alabama (10/14/17)
Pass Yards	200 at Alabama (10/14/17)
Pass TDs	3 at Ole Miss (10/28/17)
Long Pass	64 at Colorado State (9/8/18)
Completion %	75.0 vs. Eastern Illinois (9/1/18)
Rushes	15 vs. Auburn (10/21/17)
Rush Yards	23 at South Carolina (10/7/17)
Rush TDs	1 (4x) last vs. Texas A&M (9/29/18)
Long Rush	15 at Ole Miss (10/28/17)



GRANT MORGAN

31

Linebacker | 5-11 | 220 | Sophomore
Greenwood HS | Greenwood, Ark.

QUICK HITS

- Has recorded at least 0.5 tackle for loss in four of the last seven games.
- Recorded three-plus tackles in 13 of his first 17 collegiate appearances.
- Tied for the team lead in tackles (5) against Florida A&M (8/31/17) in his collegiate debut.
- Recorded his first multi-tackle for loss game against Mississippi State, including 1.0 sack.
- Played a career-high 58 snaps against Missouri (11/24/17), with a career high eight tackles.

CAREER STATS

	GP/GS	UA	A	ToT	TFL-YDS	SCK-YDS	FF	FR-YDS	INT-YDS	QBH	BRUP
2017	12/0	22	16	38	3.5-15	1.0-9	1	0-0	0-0	2	2
2018	5/0	3	10	13	2.0-4	0.0-0	0	0-0	0-0	1	1
TOTAL	17/0	25	26	51	5.5-19	1.0-9	1	0-0	0-0	3	3

GAME-BY-GAME STATS

	GP/GS	UA	A	ToT	TFL-YDS	SCK-YDS	FF	FR-YDS	INT-YDS	QBH	BRUP
EASTERN ILLINOIS	1/0	1	4	5	0.5-1	0.0-0	0	0-0	0-0	0	1
at Colorado State	1/0	0	4	4	0.5-1	0.0-0	0	0-0	0-0	0	0
NORTH TEXAS	1/0	2	1	3	1.0-2	0.0-0	0	0-0	0-0	1	0
at Auburn	1/0	0	0	0	0.0-0	0.0-0	0	0-0	0-0	0	0
vs. Texas A&M	1/0	0	1	1	0.0-0	0.0-0	0	0-0	0-0	0	0
ALABAMA											
OLE MISS											
TULSA											
VANDERBILT											
LSU											
at Mississippi State											
at Missouri											
TOTAL	5/0	3	10	13	2.0-4	0.0-0	0	0-0	0-0	1	1

SEASON HIGHS

Tackles	5 vs. Eastern Illinois (9/1/18)
Tackles For Loss	1.0 vs. North Texas (9/15/18)
Sacks	None
Interceptions	None
Interception Return Yards	None
QB Hurries	1 vs. North Texas (9/15/18)
Pass Breakups	1 vs. Eastern Illinois (9/1/18)
Forced Fumbles	None
Fumble Recoveries	None

CAREER HIGHS

Tackles	8 vs. Missouri (11/24/17)
Tackles For Loss	2.0 vs. Mississippi State (11/18/17)
Sacks	1.0 2x last vs. North Texas (9/15/18)
Interceptions	None
Interception Return Yards	None
QB Hurries	1 (3x) last vs. North Texas (9/15/18)
Pass Breakups	1 (3x) last vs. Eastern Illinois (9/1/18)
Forced Fumbles	1 vs. Auburn (10/21/17)
Fumble Recoveries	None



CHEYENNE O'GRADY

85

Tight End | 6-4 | 251 | Junior
Fayetteville, Ark. | Fayetteville HS

QUICK HITS

- 77 yards vs. Texas A&M was the most by a Hog TE since Hunter Henry had 92 against K-State in 2016.
- 36 yard reception against Texas A&M was the second rec. over 35 yards by a tight end this season.
- Led all tight ends on the team in receptions (21) and TD catches (2) in 2017.
- High school teammates with Dre Greenlaw.
- Son of Larry Marks, who was a three-year letterwinner on Arkansas' basketball team from 1988-90.

CAREER STATS

	GP/GS	RECEIVING					RUSHING				
		REC	YDS	AVG	TD	LNG	ATT	YDS	AVG	TD	LNG
2016	8/0	3	63	21.0	1	28	0	0	0.0	0	0
2017	11/1	21	132	6.3	2	19	0	0	0.0	0	0
2018	3/1	3	77	25.7	0	36	0	0	0.0	0	0
TOTAL	22/2	27	272	10.1	3	36	0	0	0.0	0	0

GAME-BY-GAME STATS

	GP/GS	RECEIVING					RUSHING				
		REC	YDS	AVG	TD	LNG	ATT	YDS	AVG	TD	LNG
EASTERN ILLINOIS	-/-	-	-	-	-	-	-	-	-	-	-
at Colorado State	-/-	-	-	-	-	-	-	-	-	-	-
NORTH TEXAS	1/0	0	0	0.0	0	0	0	0	0.0	0	0
at Auburn	1/0	0	0	0.0	0	0	0	0	0.0	0	0
vs. Texas A&M	1/1	3	77	25.7	0	36	0	0	0.0	0	0
ALABAMA											
OLE MISS											
TULSA											
VANDERBILT											
LSU											
at Mississippi State											
at Missouri											
TOTAL	3/1	3	77	25.7	0	36	0	0	0.0	0	0

SEASON HIGHS

Receptions	3 vs. Texas A&M (9/29/18)
Receiving Yards	77 vs. Texas A&M (9/29/18)
Receiving Touchdowns	None
Long Reception	36 vs. Texas A&M (9/29/18)

CAREER HIGHS

Receptions	4 at Alabama (10/14/17)
Receiving Yards	77 vs. Texas A&M (9/29/18)
Receiving Touchdowns	1 (3x), last at Ole Miss (10/28/17)
Long Reception	36 vs. Texas A&M (9/29/18)



La'MICHAEL PETTWAY 16

Wide Receiver | 6-2 | 219 | Junior
Nashville, Ark. | Nashville HS

QUICK HITS

- Surpassed last year's receiving yard total in game one against EIU (9/1/18).
- One of six players in the SEC with two touchdowns in a game in week one.
- Recorded career highs in receptions, yards, TDs and long reception against EIU.
- Started 2018 with three games of multiple receptions, after having none prior to this year.
- Made his first career start against Florida A&M in the season opener last year.

CAREER STATS

	GP/GS	RECEIVING					RUSHING				
		REC	YDS	AVG	TD	LNG	ATT	YDS	AVG	TD	LNG
2016	10/0	1	10	10.0	1	10	0	0	0.0	0	0
2017	9/3	6	92	15.3	0	25	0	0	0.0	0	0
2018	5/3	12	183	15.3	3	48	0	0	0.0	0	0
TOTAL	24/6	19	285	15.0	4	48	0	0	0.0	0	0

GAME-BY-GAME STATS

	GP/GS	RECEIVING					RUSHING				
		REC	YDS	AVG	TD	LNG	ATT	YDS	AVG	TD	LNG
EASTERN ILLINOIS	1/0	5	93	18.6	2	48	0	0	0.0	0	0
at Colorado State	1/1	2	31	15.5	1	25	0	0	0.0	0	0
NORTH TEXAS	1/1	4	49	12.3	0	16	0	0	0.0	0	0
at Auburn	1/1	0	0	0.0	0	0	0	0	0.0	0	0
vs. Texas A&M	1/0	1	10	10.0	0	10	0	0	0.0	0	0
ALABAMA											
OLE MISS											
TULSA											
VANDERBILT											
LSU											
at Mississippi State											
at Missouri											
TOTAL	5/3	12	183	15.3	3	48	0	0	0.0	0	0

SEASON HIGHS

Receptions 5 vs. Eastern Illinois (9/1/18)
 Receiving Yards 93 vs. Eastern Illinois (9/1/18)
 Receiving Touchdowns 2 vs. Eastern Illinois (9/1/18)
 Long Reception 48 vs. Eastern Illinois (9/1/18)

CAREER HIGHS

Receptions 5 vs. Eastern Illinois (9/1/18)
 Receiving Yards 93 vs. Eastern Illinois (9/1/18)
 Receiving Touchdowns 2 vs. Eastern Illinois (9/1/18)
 Long Reception 48 vs. Eastern Illinois (9/1/18)



BUMPER POOL 16

Linebacker | 6-2 | 223 | Freshman
Lucas, Texas | Lovejoy HS

QUICK HITS

- Made first career start at Colorado State (9/8/18), recording first TFL (0.5) and PBU (1).
- 60-yard fumble return is Arkansas' longest since Jerry Franklin's 94-yard return in 2011.
- Tied for the third-most tackles on team in debut against EIU (9/1/18).
- Four-star recruit that chose Arkansas over Alabama, LSU, Texas A&M and others.

CAREER STATS

	GP/GS	UA	A	ToT	TFL-YDS	SCK-YDS	FF	FR-YDS	INT-YDS	QBH	BRUP
2018	5/2	3	10	13	1.5-2	0.0-0	0	1-60	0-0	1	2
TOTAL	5/2	3	10	13	1.5-2	0.0-0	0	1-60	0-0	1	2

GAME-BY-GAME STATS

	GP/GS	UA	A	ToT	TFL-YDS	SCK-YDS	FF	FR-YDS	INT-YDS	QBH	BRUP
EASTERN ILLINOIS	1/0	2	4	6	0.0-0	0.0-0	0	1-60	0-0	0	0
at Colorado State	1/1	0	4	4	0.5-1	0.0-0	0	0-0	0-0	0	1
NORTH TEXAS	1/1	1	2	3	1.0-1	0.0-0	0	0-0	0-0	1	1
at Auburn	1/0	0	0	0	0.0-0	0.0-0	0	0-0	0-0	0	0
vs. Texas A&M	1/0	0	0	0	0.0-0	0.0-0	0	0-0	0-0	0	0
ALABAMA											
OLE MISS											
TULSA											
VANDERBILT											
LSU											
at Mississippi State											
at Missouri											
TOTAL	5/2	3	10	13	1.5-2	0.0-0	0	1-60	0-0	1	2

SEASON HIGHS

Tackles 6 vs. Eastern Illinois (9/1/18)
 Tackles For Loss 1.0 vs. North Texas (9/15/18)
 Sacks None
 Interceptions None
 Interception Return Yards None
 QB Hurries 1 vs. North Texas (9/15/18)
 Pass Breakups 1 (2x) last vs. North Texas (9/15/18)
 Forced Fumbles 1 at Colorado State (9/8/18)
 Fumble Recoveries 1 vs. Eastern Illinois (9/1/18)

CAREER HIGHS

Tackles 6 vs. Eastern Illinois (9/1/18)
 Tackles For Loss 1.0 vs. North Texas (9/15/18)
 Sacks None
 Interceptions None
 Interception Return Yards None
 QB Hurries 1 vs. North Texas (9/15/18)
 Pass Breakups 1 (2x) last vs. North Texas (9/15/18)
 Forced Fumbles 1 at Colorado State (9/8/18)
 Fumble Recoveries 1 vs. Eastern Illinois (9/1/18)



RYAN PULLEY

11

Defensive Back | 5-11 | 198 | Junior
Fort Myers, Fla. | Island Coast HS

QUICK HITS

- Recorded his first interception since the 2016 season against Colorado State (9/8/18).
- Has started 18-consecutive games played, recording 15 PBUs and three INTs.
- Suffered a right pectoral injury and missed most of the 2017 season.
- Recorded his first career sack at Auburn (9/22/18).
- Broke up a career high four passes against TCU in 2016.

CAREER STATS

	GP/GS	UA	A	ToT	TFL-YDS	SCK-YDS	FF	FR-YDS	INT-YDS	QBH	BRUP
2015	10/1	6	4	10	0.0-0	0.0-0	0	0-0	1-8	0	2
2016	13/12	33	14	47	0.5-0	0.0-0	0	1-0	2-75	0	13
2017	1/1	1	0	1	0.0-0	0.0-0	0	0-0	0-0	0	0
2018	5/5	16	3	19	2.0-8	1.0-5	0	0-0	1-0	0	3
TOTAL	29/19	56	21	77	2.5-8	1.0-5	0	1-0	4-83	0	18

GAME-BY-GAME STATS

	GP/GS	UA	A	ToT	TFL-YDS	SCK-YDS	FF	FR-YDS	INT-YDS	QBH	BRUP
EASTERN ILLINOIS	1/1	2	1	3	0.0-0	0.0-0	0	0-0	0-0	0	0
at Colorado State	1/1	4	1	5	0.0-0	0.0-0	0	0-0	1-0	0	2
NORTH TEXAS	1/1	3	0	3	1.0-3	0.0-0	0	0-0	0-0	0	0
at Auburn	1/1	3	1	4	1.0-5	1.0-5	0	0-0	0-0	0	1
vs. Texas A&M	1/1	4	0	4	0.0-0	0.0-0	0	0-0	0-0	0	0
ALABAMA											
OLE MISS											
TULSA											
VANDERBILT											
LSU											
at Mississippi State											
at Missouri											
TOTAL	5/5	16	3	19	2.0-8	1.0-5	0	0-0	1-0	0	3

SEASON HIGHS

Tackles 5 at Colorado State (9/8/18)
Tackles For Loss 1.0 (2x) last at Auburn (9/22/18)
Sacks 1.0 at Auburn (9/22/18)
Interceptions 1 at Colorado State (9/8/18)
Interception Return Yards None
QB Hurries None
Pass Breakups 2 at Colorado State (9/8/18)
Forced Fumbles None
Fumble Recoveries None

CAREER HIGHS

Tackles 7 at Missouri (11/24/16)
Tackles For Loss 1.0 (2x) last at Auburn (9/22/18)
Sacks 1.0 at Auburn (9/22/18)
Interceptions 1 (4x), last at Colorado State (9/8/18)
Interception Return Yards 50 vs. Virginia Tech (12/29/16)
QB Hurries None
Pass Breakups 3 at TCU (9/10/16)
Forced Fumbles None
Fumble Recoveries None



SANTOS RAMIREZ

9

Defensive Back | 6-2 | 204 | Senior
Shreveport, La. | Evangel Christian Academy

QUICK HITS

- Had his third career double-digit tackling effort against Texas A&M (9/29/18).
- In 2017, finished third on the team and first among DBs in tackles (63).
- Enters the 2018 campaign with 5 career FF, the most since Tenarius Wright (2008-2012).
- Forced and recovered a key fumble and broke up a pass against Ole Miss (10/28/17).
- One of 3 players in the FBS to record at least 60 tackles, an INT, 8 PBUs and 3 FF in 2017.

CAREER STATS

	GP/GS	UA	A	ToT	TFL-YDS	SCK-YDS	FF	FR-YDS	INT-YDS	QBH	BRUP
2015	12/3	22	13	35	0.0-0	0.0-0	0	0-0	1-18	0	3
2016	12/7	30	13	43	0.0-0	0.0-0	2	0-0	1-24	0	2
2017	12/12	34	29	63	2.0-4	0.0-0	3	1-0	1-16	0	8
2018	5/5	22	13	35	0.0-0	0.0-0	0	1-0	0	0	0
TOTAL	41/27	108	68	176	2.0-4	0.0-0	5	1-0	3-58	0	13

GAME-BY-GAME STATS

	GP/GS	UA	A	ToT	TFL-YDS	SCK-YDS	FF	FR-YDS	INT-YDS	QBH	BRUP
EASTERN ILLINOIS	1/1	5	1	6	0.0-0	0.0-0	0	1-0	0-0	0	0
at Colorado State	1/1	4	6	10	0.0-0	0.0-0	0	0-0	0-0	0	0
NORTH TEXAS	1/1	3	1	4	0.0-0	0.0-0	0	0-0	0-0	0	0
at Auburn	1/1	4	1	5	0.0-0	0.0-0	0	0-0	0-0	0	0
vs. Texas A&M	1/1	6	4	10	0.0-0	0.0-0	0	0-0	0-0	0	0
ALABAMA											
OLE MISS											
TULSA											
VANDERBILT											
LSU											
at Mississippi State											
at Missouri											
TOTAL	5/5	22	13	35	0.0-0	0.0-0	0	1-0	0	0	0

SEASON HIGHS

Tackles 10 (2x) last vs. Texas A&M (9/29/18)
Tackles For Loss None
Sacks None
Interceptions None
Interception Return Yards None
QB Hurries None
Pass Breakups None
Forced Fumbles None
Fumble Recoveries 1 vs. Eastern Illinois (9/1/18)

CAREER HIGHS

Tackles 10 (3x) vs. Texas A&M (9/29/18)
Tackles For Loss 1 vs. New Mexico State (9/30/17)
Sacks None
Interceptions 1 (3x), last vs. TCU (9/9/17)
Interception Return Yards 24 vs. Florida (11/5/16)
QB Hurries None
Pass Breakups 2 (3x) last vs. Coastal Carolina (11/4/17)
Forced Fumbles 1 (4x) last at Ole Miss (10/28/17)
Fumble Recoveries 1 (2x) last vs. Eastern Illinois (9/1/18)



RANDY RAMSEY

10

Defensive Line | 6-4 | 236 | Senior
Ft. Lauderdale, Fla. | Dillard HS

QUICK HITS

- Made first appearance in 2018 against North Texas (9/15/18) posting a tackle and 3 hurries.
- Led the team last season with six QBHs, with five coming in SEC Contests.
- Logged his first career sack against Florida A&M (8/31/17).
- Recorded a career high nine tackles in a comeback win against Ole Miss (10/28/17).
- Made at least 1.0 tackle for loss in four games, had 1.0 sack in two games in 2017.

CAREER STATS

	GP/GS	UA	A	ToT	TFL-YDS	SCK-YDS	FF	FR-YDS	INT-YDS	QBH	BRUP
2014	7/1	5	3	8	0.5-1	0.0-0	0	0-0	0-0	0	0
2016	12/3	13	10	23	5.5-32	2.5-20	3	1-0	0-0	4	0
2017	12/8	20	22	42	5.5-18	2.0-13	1	0-0	0-0	6	2
2018	3/3	6	5	11	2.0-11	1.0-6	0	0-0	0-0	3	0
TOTAL	34/15	44	40	84	13.5-62	5.5-39	4	1-0	0-0	13	2

GAME-BY-GAME STATS

	GP/GS	UA	A	ToT	TFL-YDS	SCK-YDS	FF	FR-YDS	INT-YDS	QBH	BRUP
EASTERN ILLINOIS	-/-	-	-	-	-	-	-	-	-	-	-
at Colorado State	-/-	-	-	-	-	-	-	-	-	-	-
NORTH TEXAS	1/1	0	1	1	0.0-0	0.0-0	0	0-0	0-0	3	0
at Auburn	1/1	5	1	6	2.0-11	1.0-6	0	0-0	0-0	0	0
vs. Texas A&M	1/1	1	3	4	0.0-0	0.0-0	0	0-0	0-0	0	0
ALABAMA											
OLE MISS											
TULSA											
VANDERBILT											
LSU											
at Mississippi State											
at Missouri											
TOTAL	3/3	6	5	11	2.0-11	1.0-6	0	0-0	0-0	3	0

SEASON HIGHS

Tackles6 at Auburn (9/22/18)
Tackles For Loss.....2.0 at Auburn (9/22/18)
Sacks.....1.0 at Auburn (9/22/18)
InterceptionsNone
Interception Return YardsNone
QB Hurries3 vs. North Texas (9/15/18)
Pass Breakups.....None
Forced FumblesNone

CAREER HIGHS

Tackles9 vs. Ole Miss (10/28/17)
Tackles For Loss.....2.0 at Auburn (9/22/18)
Sacks.....1.0 (5x) last at Auburn (9/22/18)
InterceptionsNone
Interception Return YardsNone
QB Hurries3 vs. North Texas (9/15/18)
Pass Breakups.....1 (2x) last vs Mississippi State (11/17/17)
Forced Fumbles1 (4x) last vs. Coastal Carolina (11/4/17)



KEVIN RICHARDSON

30

Defensive Back | 5-11 | 180 | Senior
Jacksonville, Ark. | Jacksonville HS



QUICK HITS

- Recorded his first statistics of the season against Texas A&M (9/29/18) with two tackles.
- Tied for the team lead in interceptions (3), breaking up four passes in 2017.
- Recorded three picks in four games, the most in a four game stretch by a Hog since 2011.
- Ended Jalen Hurts' streak of 206 passes thrown without an interception last season.
- Finished the year with 17 tackles over the final two games.

CAREER STATS

	GP/GS	UA	A	ToT	TFL-YDS	SCK-YDS	FF	FR-YDS	INT-YDS	QBH	BRUP
2014	13/0	5	3	8	0.0-0	0.0-0	0	0-0	0-0	1	0
2015	13/5	22	22	44	0.0-0	0.0-0	0	0-0	1-0	0	3
2016	1/1	2	5	7	0.0-0	0.0-0	0	0-0	0-0	0	0
2017	12/9	21	29	50	0.5-1	0.0-0	0	1-22	3-7	0	4
2018	2/0	0	2	2	0.0-0	0.0-0	0	0-0	0-0	0	0
TOTAL	41/15	50	61	111	0.5-1	0.0-0	0	1-22	4-7	1	7

GAME-BY-GAME STATS

	GP/GS	UA	A	ToT	TFL-YDS	SCK-YDS	FF	FR-YDS	INT-YDS	QBH	BRUP
EASTERN ILLINOIS	-/-	-	-	-	-	-	-	-	-	-	-
at Colorado State	-/-	-	-	-	-	-	-	-	-	-	-
NORTH TEXAS	-/-	-	-	-	-	-	-	-	-	-	-
at Auburn	1/0	0	0	0	0.0-0	0.0-0	0	0-0	0-0	0	0
vs. Texas A&M	1/0	0	2	2	0.0-0	0.0-0	0	0-0	0-0	0	0
ALABAMA											
OLE MISS											
TULSA											
VANDERBILT											
LSU											
at Mississippi State											
at Missouri											
TOTAL	2/0	0	2	2	0.0-0	0.0-0	0	0-0	0-0	0	0

SEASON HIGHS

Tackles2 vs. Texas A&M (9/29/18)
Tackles For Loss.....None
Sacks.....None
InterceptionsNone
Interception Return YardsNone
QB HurriesNone
Pass Breakups.....None
Forced FumblesNone
Fumble Recoveries.....None

CAREER HIGHS

Tackles10 (2x), last vs. Mississippi State (11/21/15)
Tackles For Loss.....None
Sacks.....None
Interceptions1 (4x) last vs. Auburn (10/21/17)
Interception Return Yards7 vs. Auburn (10/21/17)
QB Hurries1 vs. UAB (10/25/14)
Pass Breakups.....3 vs. Mississippi State (11/21/1)
Forced FumblesNone
Fumble Recoveries.....1 vs. Ole Miss (10/28/17)



T.J. SMITH

52

Defensive Line | 6-3 | 304 | Senior
Moultrie, Ga. | Colquitt County HS

QUICK HITS

- Started all 12 games in 2017, finishing as one of five Arkansas players with multiple sacks.
- Recorded his first TFL and sack of the 2018 campaign against Texas A&M (9/29/18).
- Recorded a career high five tackles against Ole Miss (10/27/17)
- All four tackles for loss and two sacks came away from home in SEC competition.
- Recorded 2.0 TFLs, 1.0 sack, a FF and a QBH in a career day against South Carolina in 2017.

CAREER STATS

	GP/GS	UA	A	ToT	TFL-YDS	SCK-YDS	FF	FR-YDS	INT-YDS	QBH	BRUP
2016	5/0	1	3	4	1.5-3	0.0-0	0	0-0	0-0	0	0
2017	12/12	10	16	26	4.0-17	2.0-15	1	0-0	0-0	3	0
2018	5/5	4	8	12	2.0-8	1.0-5	0	0-0	0-0	0	0
TOTAL	22/17	15	27	42	7.5-28	3.0-20	1	0-0	0-0	3	0

GAME-BY-GAME STATS

	GP/GS	UA	A	ToT	TFL-YDS	SCK-YDS	FF	FR-YDS	INT-YDS	QBH	BRUP
EASTERN ILLINOIS	1/1	1	2	3	0.5-1	0.0-0	0	0-0	0-0	0	0
at Colorado State	1/1	0	1	1	0.5-2	0.0-0	0	0-0	0-0	0	0
NORTH TEXAS	1/1	0	3	3	0.0-0	0.0-0	0	0-0	0-0	0	0
at Auburn	1/1	2	1	3	0.0-0	0.0-0	0	0-0	0-0	0	0
vs. Texas A&M	1/1	1	1	2	1.0-5	1.0-5	0	0-0	0-0	0	0
ALABAMA											
OLE MISS											
TULSA											
VANDERBILT											
LSU											
at Mississippi State											
at Missouri											
TOTAL	5/5	4	8	12	2.0-8	1.0-5	0	0-0	0-0	0	0

SEASON HIGHS

Tackles	3 (3x) last at Auburn (9/22/18)
Tackles For Loss	1.0 vs. Texas A&M (9/29/18)
Sacks	1.0 vs. Texas A&M (9/29/18)
Interceptions	None
Interception Return Yards	None
QB Hurries	None
Pass Breakups	None
Forced Fumbles	None
Fumble Recoveries	None

CAREER HIGHS

Tackles	5 at Ole Miss (10/28/17)
Tackles For Loss	2.0 at South Carolina (10/7/17)
Sacks	1.0 (3x) last vs. Texas A&M (9/29/18)
Interceptions	None
Interception Return Yards	None
QB Hurries	1 (3x) last vs. Coastal Carolina (11/4/17)
Pass Breakups	None
Forced Fumbles	1 at South Carolina (10/7/17)
Fumble Recoveries	None



DEON STEWART

13

Wide Receiver | 5-11 | 161 | Junior
Hardy, Ark. | Highland HS

QUICK HITS

- Has at least one catch in 14-consecutive games, including eight multi-catch games.
- Recorded multiple catches in five of the last nine SEC contests.
- Finished second on the team in receptions (33), receiving yards (404) and TD catches (3).
- 8 of 9 catches on third down resulted in a first down, including 32-yarder at Auburn.

CAREER STATS

	GP/GS	RECEIVING					RUSHING				
		REC	YDS	AVG	TD	LNG	ATT	YDS	AVG	TD	LNG
2016	12/0	2	34	17.0	0	19	2	9	4.5	0	5
2017	12/6	33	404	12.2	3	38	8	10	1.2	0	8
2018	5/1	6	60	10.0	0	32	0	0	0.0	0	0
TOTAL	27/7	41	498	12.1	3	38	8	15	1.9	0	5

GAME-BY-GAME STATS

	GP/GS	REC	YDS	AVG	TD	LNG	ATT	YDS	AVG	TD	LNG
EASTERN ILLINOIS	1/0	1	0	0.0	0	0	0	0	0.0	0	0
at Colorado State	1/0	1	10	10.0	0	10	0	0	0.0	0	0
NORTH TEXAS	1/0	2	12	6.0	0	8	0	0	0.0	0	0
at Auburn	1/0	1	32	32.0	0	32	0	0	0.0	0	0
vs. Texas A&M	1/1	1	6	6.0	0	6	0	0	0.0	0	0
ALABAMA											
OLE MISS											
TULSA											
VANDERBILT											
LSU											
at Mississippi State											
at Missouri											
TOTAL	5/1	6	60	10.0	0	32	0	0	0.0	0	0

SEASON HIGHS

Receptions	2 vs. North Texas (9/15/18)
Receiving Yards	32 at Auburn (9/22/18)
Receiving Touchdowns	None
Long Reception	32 at Auburn (9/22/18)
Rushes	None
Rushing Yards	None
Rushing Touchdowns	None
Long Rush	None
Punt Returns	1 (3x) last at Auburn (9/22/18)
Long Punt Return	45 at Colorado State (9/8/18)
Kick Returns	1 (2x) last at Auburn (9/22/18)
Kick Return Yards	20 at Auburn (9/22/18)
Kick Return Touchdowns	None

CAREER HIGHS

Receptions	6 (2x) last vs Missouri (11/24/17)
Receiving Yards	71 vs. New Mexico State (9/30/17)
Receiving Touchdowns	1 (3x), last at Ole Miss (10/28/17)
Long Reception	38 vs. New Mexico State (9/30/17)
Rushes	2 vs. Auburn (10/21/17)
Rushing Yards	5 vs. Virginia Tech (12/29/16)
Rushing Touchdowns	None
Punt Returns	1 (2x) last vs. North Texas (9/15/18)
Long Rush	5 vs. Virginia Tech (12/29/16)
Long Punt Return	45 at Colorado State (9/8/18)
Kick Returns	7 vs. LSU (11/12/16)
Kick Return Yards	119 at Missouri (11/25/16)
Kick Return Touchdowns	None



TY STOREY

4

Quarterback | 6-2 | 215 | Junior
Charleston, Ark. | Charleston HS



QUICK HITS

- Had a career high completions (13), attempts (31), rushes (12) and rush yards (44) at Auburn.
- Recorded 261 yards and accounted for four total touchdowns against EIU (9/1/18).
- Posted his first passing statistics since Oct. 22, 2016 against Auburn in season opener.
- Three-time SEC Academic Honor Roll member.
- Four-star recruit and early enrollee in 2015 before redshirting in first year.

CAREER STATS

	PASSING									RUSHING				
	GP/GS	COMP	ATT	PCT	YDS	TD	INT	LNG	ATT	YDS	AVG	TD	LNG	
2016	3/0	1	4	25.0	3	0	0	3	2	-17	-8.5	0	0	
2017	2/0	0	0	0.0	0	0	0	0	1	-5	-5	0	0	
2018	4/3	44	87	50.5	631	4	4	57	27	71	2.6	1	17	
TOTAL	9/3	45	91	49.4	634	4	4	57	30	49	1.6	1	17	

GAME-BY-GAME STATS

	PASSING									RUSHING				
	GP/GS	COMP	ATT	PCT	YDS	TD	INT	LNG	ATT	YDS	AVG	TD	LNG	
EASTERN ILLINOIS	1/0	12	17	70.5	261	3	0	57	3	15	5.0	1	10	
at Colorado State	1/1	5	13	38.5	36	0	2	19	2	11	5.5	0	17	
NORTH TEXAS	-/-	-	-	-	-	-	-	-	-	-	-	-	-	
at Auburn	1/1	13	31	41.9	141	0	1	33	12	44	3.7	0	17	
vs. Texas A&M	1/1	14	26	53.8	193	1	1	36	10	1	0.1	0	11	
ALABAMA														
OLE MISS														
TULSA														
VANDERBILT														
LSU														
at Mississippi State														
at Missouri														
TOTAL	4/3	44	87	50.5	631	4	4	57	27	71	2.6	1	17	

SEASON HIGHS

Pass Attempts	31 at Auburn (9/22/18)
Completions	14 vs. Texas A&M (9/29/18)
Pass Yards	261 vs. Eastern Illinois (9/1/18)
Pass TDs	3 vs. Eastern Illinois (9/1/18)
Long Pass	57 vs. Eastern Illinois (9/1/18)
Completion %	70.5 vs. Eastern Illinois (9/1/18)
Rushes	12 at Auburn (9/22/18)
Rush Yards	44 at Auburn (9/22/18)
Rush TDs	1 vs. Eastern Illinois (9/1/18)
Long Rush	17 (2x) at Auburn (9/22/18)

CAREER HIGHS

Pass Attempts	31 at Auburn (9/22/18)
Completions	14 vs. Texas A&M (9/29/18)
Pass Yards	261 vs. Eastern Illinois (9/1/18)
Pass TDs	3 vs. Eastern Illinois (9/1/18)
Long Pass	57 vs. Eastern Illinois (9/1/18)
Completion %	70.5 vs. Eastern Illinois (9/1/18)
Rushes	12 at Auburn (9/22/18)
Rush Yards	44 at Auburn (9/22/18)
Rush TDs	1 vs. Eastern Illinois (9/1/18)
Long Rush	17 (2x) at Auburn (9/22/18)



De'VION WARREN

9

Wide Receiver | 5-10 | 180 | Sophomore
Monroe, La. | Ouachita Parish HS

QUICK HITS

- Led the SEC and ranked 13th nationally with a 26.38 kickoff return average last year.
- His 765 yards returning kicks ranks third in single-season school history.
- Led SEC with four 40-plus yard kickoff returns, longest was a 100-yard TD against Auburn.
- Became the first Razorback since 2014 to return a kickoff for a touchdown.
- 100-yard kickoff return was the longest for a score since Felix Jones' 100-yard TD in 2006.

CAREER STATS

	RECEIVING					RUSHING					KICK RETURN				
	GP/GS	REC	YDS	AVG	TD	LNG	ATT	YDS	AVG	TD	LNG	RET	YDS	TD	LNG
2017	12/0	1	5	5.0	0	5	2	10	5.0	0	6	29	765	1	100
2018	3/0	2	-3	-1.5	0	0	0	0	0.0	0	0	6	136	0	34
TOTAL	15/0	3	2	0.67	0	5	2	10	5.0	0	6	35	901	1	100

GAME-BY-GAME STATS

	RECEIVING					RUSHING					KICK RETURN				
	GP/GS	REC	YDS	AVG	TD	LNG	ATT	YDS	AVG	TD	LNG	RET	YDS	TD	LNG
EASTERN ILLINOIS	1/0	0	0	0.0	0	0	0	0	0.0	0	0	4	102	0	34
at Colorado State	1/0	2	-3	-1.5	0	0	0	0	0.0	0	0	1	23	0	23
NORTH TEXAS	-/-	-	-	-	-	-	-	-	-	-	-	-	-	-	-
at Auburn	-/-	-	-	-	-	-	-	-	-	-	-	-	-	-	-
vs. Texas A&M	1/0	0	0	0.0	0	0	0	0	0.0	0	0	1	11	0	11
ALABAMA															
OLE MISS															
TULSA															
VANDERBILT															
LSU															
at Mississippi State															
at Missouri															
TOTAL	3/0	2	-3	-1.5	0	0	0	0	0.0	0	0	6	136	0	34

SEASON HIGHS

Kickoff Returns	4 vs. Eastern Illinois (9/1/18)
Kickoff Return Yards	102 vs. Eastern Illinois (9/1/18)
Kickoff Return Touchdowns	None

CAREER HIGHS

Kickoff Returns	5 (2x), last vs. Coastal Carolina (11/4/17)
Kickoff Return Yards	141 at Ole Miss (10/28/17)
Kickoff Return Touchdowns	1 vs. Auburn (10/21/17)



ARMON WATTS

90

Defensive Line | 6-5 | 298 | Senior
St. Louis, Mo. | Christian Brothers College HS

QUICK HITS

- First Hog to have 1.0+ sacks in each of the first three games of a season since Randy Garner in 1998.
- Fourth Hog since 1998 to have 3.0+ sacks through the first three games of a season.
- Tied for 5th in the SEC in sacks (4.0), 7th in sack yards (24) t-6th in sacks per game (0.80).
- 4.0 sacks is most by a Razorback since Deatrich Wise had 8.0 in 2015.
- 4.0 sacks through five games is the most since Chris Smith had 6.0 through five in 2013.

CAREER STATS

	GP/GS	UA	A	ToT	TFL-YDS	SCK-YDS	FF	FR-YDS	INT-YDS	QBH	BRUP
2015	11/0	2	0	2	0.0-0	0.0-0	0	0-0	0-0	1	0
2016	1/0	0	1	1	0.0-0	0.0-0	0	0-0	0-0	0	0
2017	3/0	2	2	4	0.0-0	0.0-0	0	0-0	0-0	0	0
2018	5/4	6	11	17	4.5-25	4.0-24	2	0-0	0-0	2	1
TOTAL	20/4	10	14	24	4.5-25	4.0-24	2	0-0	0-0	3	1

GAME-BY-GAME STATS

	GP/GS	UA	A	ToT	TFL-YDS	SCK-YDS	FF	FR-YDS	INT-YDS	QBH	BRUP
EASTERN ILLINOIS	1/0	1	1	2	1.0-7	1.0-7	1	0-0	0-0	0	0
at Colorado State	1/1	1	4	5	1.5-5	1.0-4	1	0-0	0-0	1	0
NORTH TEXAS	1/1	1	1	2	1.0-9	1.0-9	0	0-0	0-0	0	1
at Auburn	1/1	2	1	3	0.0-0	0.0-0	0	0-0	0-0	1	0
vs. Texas A&M	1/1	1	4	5	1.0-4	1.0-4	0	0-0	0-0	0	0
ALABAMA											
OLE MISS											
TULSA											
VANDERBILT											
LSU											
at Mississippi State											
at Missouri											
TOTAL	5/4	6	11	17	4.5-25	4.0-24	2	0-0	0-0	2	1

SEASON HIGHS

Tackles	5 (2x) last vs. Texas A&M (9/29/18)
Tackles For Loss	1.5 at Colorado State (9/8/18)
Sacks	1.0 (4x) last vs. Texas A&M (9/29/18)
Interceptions	None
Interception Return Yards	None
QB Hurries	1 (3x) last at Auburn (9/22/18)
Pass Breakups	1 vs. North Texas (9/15/18)
Forced Fumbles	1 (2x) last at Colorado State (9/8/18)
Fumble Recoveries	None

CAREER HIGHS

Tackles	5 (2x) last vs. Texas A&M (9/29/18)
Tackles For Loss	1.5 at Colorado State (9/8/18)
Sacks	1.0 (4x) last vs. Texas A&M (9/29/18)
Interceptions	None
Interception Return Yards	None
QB Hurries	1 (3x) last at Auburn (9/22/18)
Pass Breakups	1 vs. North Texas (9/15/18)
Forced Fumbles	1 (2x) last at Colorado State (9/8/18)
Fumble Recoveries	None



DEVWAH WHALEY

21

Running Back | 5-11 | 209 | Junior
Beaumont, Texas | Central HS

QUICK HITS

- Set career highs in rushes (26) and rushing yards (165) against Colorado State (9/8/18).
- The 11th Arkansas running back to rush for 165+ yards since 2010, fourth on the road.
- Has scored a touchdown in eight of the last 10 games.
- Finished as the team's second leading rusher with 559 yards and 7 TDs on 127 carries.
- Named a preseason Doak Walker Award watch list member.

CAREER STATS

	GP/GS	RUSHING					RECEIVING				
		ATT	YDS	AVG	TD	LNG	REC	YDS	AVG	TD	LNG
2016	13/0	110	602	5.4	3	75	6	139	23.2	0	43
2017	12/11	127	559	4.4	7	33	8	56	7.0	1	20
2018	4/4	53	236	4.4	2	18	4	21	5.2	0	8
TOTAL	29/15	290	1,397	4.8	12	75	18	216	12.0	1	43

GAME-BY-GAME STATS

	GP/GS	ATT	YDS	AVG	TD	LNG	REC	YDS	AVG	TD	LNG
EASTERN ILLINOIS	1/1	10	29	2.8	1	8	0	0	0.0	0	0
at Colorado State	1/1	26	165	6.3	1	18	0	0	0.0	0	0
NORTH TEXAS	1/1	9	16	1.3	0	7	2	12	6.0	0	8
at Auburn	1/1	8	26	3.2	0	16	2	9	4.5	0	7
vs. Texas A&M	-/-	-	-	-	-	-	-	-	-	-	-
ALABAMA											
OLE MISS											
TULSA											
VANDERBILT											
LSU											
at Mississippi State											
at Missouri											
TOTAL	4/4	53	236	4.4	2	18	4	21	5.2	0	8

SEASON HIGHS

Rushes	26 at Colorado State (9/8/18)
Rushing Yards	165 at Colorado State (9/8/18)
Rushing TDs	1 (2x) last at Colorado State (9/8/18)
Long Rush	18 at Colorado State (9/8/18)
100-Yard Games	1 at Colorado State (9/15/18)
Receptions	2 vs. North Texas (9/15/18)
Receiving Yards	12 vs. North Texas (9/15/18)
Receiving TDs	None
Long Reception	8 vs. North Texas (9/15/18)

CAREER HIGHS

Rushes	26 at Colorado State (9/8/18)
Rushing Yards	165 at Colorado State (9/8/18)
Rushing TDs	1 (13x) last at Colorado State (9/8/18)
Long Rush	75 vs. Alcorn State (10/1/16)
100-Yard Games	4, last at Colorado State (9/8/18)
Receptions	2 (4x) last vs. North Texas (9/15/18)
Receiving Yards	69 vs. Florida (11/5/16)
Receiving TDs	1 at Ole Miss (10/28/17)
Long Reception	43 vs. Florida (11/5/16)



MIKE WOODS

8

Wide Receiver | 6-1 | 190 | Freshman
Magnolia, Texas | Magnolia HS

QUICK HITS

- Led Arkansas with four catches of 61 yards against North Texas.
- Recorded his first career touchdown late in the fourth quarter against Texas A&M (9/29/18).
- Three of four catches against North Texas resulted in a first down.
- Three-star recruit by ESPN and 247Sports.
- Chose Arkansas over Vanderbilt, Washington State, Texas Tech and others.

CAREER STATS

	GP/GS	RUSHING					RECEIVING				
		ATT	YDS	AVG	TD	LNG	REC	YDS	AVG	TD	LNG
2018	3/1	7	124	18.1	1	29	0	0	0.0	0	0
TOTAL	3/1	7	124	18.1	1	29	0	0	0.0	0	0

GAME-BY-GAME STATS

	GP/GS	RECEIVING					RUSHING				
		REC	YDS	AVG	TD	LNG	ATT	YDS	AVG	TD	LNG
EASTERN ILLINOIS	-/-	-	-	-	-	-	-	-	-	-	-
at Colorado State	1/0	0	0	0	0	0	0	0	0.0	0	0
NORTH TEXAS	1/0	4	61	16.0	0	25	0	0	0.0	0	0
at Auburn	1/0	1	13	13.0	0	13	0	0	0.0	0	0
vs. Texas A&M	1/1	2	50	25.0	1	29	0	0	0.0	0	0
ALABAMA											
OLE MISS											
TULSA											
VANDERBILT											
LSU											
at Mississippi State											
at Missouri											
TOTAL	4/1	7	124	18.1	1	29	0	0	0.0	0	0

SEASON HIGHS

RushesNone
Rushing YardsNone
Rushing TDsNone
Long RushNone
100-Yard GamesNone
Receptions4 vs. North Texas (9/15/18)
Receiving Yards61 vs. North Texas (9/15/18)
Receiving TDsNone
Long Reception29 vs. Texas A&M (9/29/19)

CAREER HIGHS

RushesNone
Rushing YardsNone
Rushing TDsNone
Long RushNone
100-Yard GamesNone
Receptions6 vs. North Texas (9/15/18)
Receiving Yards61 vs. North Texas (9/15/18)
Receiving TDsNone
Long Reception29 vs. Texas A&M (9/29/19)



MALEEK WILLIAMS

23

Running Back | 5-11 | 223 | Freshman
Punta Gorda, Fla. | Charlotte HS

QUICK HITS

- 68-yard touchdown against North Texas (9/15/18) is Arkansas' longest play of the season.
- Made debut against EIU (9/1/18), rushing for 17 yards on three attempts.
- Redshirted his first year on campus.
- A four star prospect that chose Arkansas over Tennessee, Oregon and others.

CAREER STATS

	GP/GS	RUSHING					RECEIVING				
		ATT	YDS	AVG	TD	LNG	REC	YDS	AVG	TD	LNG
2018	3/0	10	91	9.1	1	68	0	0	0.0	0	0
TOTAL	3/0	10	91	9.1	1	68	0	0	0.0	0	0

GAME-BY-GAME STATS

	GP/GS	RUSHING					RECEIVING				
		ATT	YDS	AVG	TD	LNG	REC	YDS	AVG	TD	LNG
EASTERN ILLINOIS	1/0	3	17	5.7	0	7	0	0	0.0	0	0
at Colorado State	-/-	-	-	-	-	-	-	-	-	-	-
NORTH TEXAS	1/0	5	74	14.8	1	68	0	0	0.0	0	0
at Auburn	1/0	2	0	0.0	0	2	0	0	0.0	0	0
vs. Texas A&M	-/-	-	-	-	-	-	-	-	-	-	-
ALABAMA											
OLE MISS											
TULSA											
VANDERBILT											
LSU											
at Mississippi State											
at Missouri											
TOTAL	3/0	10	91	9.1	1	68	0	0	0.0	0	0

SEASON HIGHS

Rushes5 vs. North Texas (9/15/18)
Rushing Yards74 vs. North Texas (9/15/18)
Rushing TDs1 vs. North Texas (9/15/18)
Long Rush68 vs. North Texas (9/15/18)
100-Yard GamesNone
ReceptionsNone
Receiving YardsNone
Receiving TDsNone
Long ReceptionNone

CAREER HIGHS

Rushes5 vs. North Texas (9/15/18)
Rushing Yards74 vs. North Texas (9/15/18)
Rushing TDs1 vs. North Texas (9/15/18)
Long Rush68 vs. North Texas (9/15/18)
100-Yard GamesNone
ReceptionsNone
Receiving YardsNone
Receiving TDsNone
Long ReceptionNone

GAME 1 ||| EASTERN ILLINOIS

EASTERN ILLINOIS (0-1).....20
ARKANSAS (1-0)55

September 1, 2018 | Fayetteville, Ark.
 Donald W. Reynolds Razorback Stadium | Time: 3 p.m. | Attendance: 63,342
 TV: SEC Network > Dave Neal (PBP), DJ Shockley (Analyst) & Dawn Davenport (Sideline)

SCORING SUMMARY

	1st	2nd	3rd	4th	Final
Eastern Illinois	0	6	7	7	20
Arkansas	10	28	10	7	55

Qtr.	Team	Scoring Play
1st	AR	C. Limpert 35 yd field goal, 6-18 1:41
	AR	B. Guidry 1 yd fumble recovery (C. Limpert kick)
2nd	AR	D. Whaley 1 yd run (C. Limpert kick), 11-80 3:53
	AR	L. Pettway 14 yd pass from T. Storey (C. Limpert kick), 3-27 0:50
	EIU	A. Hollins 43 yd pass from H. Woodberry (N. Bruno kick blocked), 2-47 0:36
	AR	L. Pettway 48 yd pass from Ty Storey (C. Limpert kick), 4-79 1:02
	AR	J. Jones 57 yd pass from T. Storey (C. Limpert kick), 1-57 0:07
3rd	AR	T. Storey 2 yd run (C. Limpert kick), 2-5 0:37, EIU 6 - AR 45
	EIU	A. Hollins 15 yd pass from H. Woodberry (N. Bruno kick), 14-85 5:03
	AR	C. Limpert 23 yd field goal, 10-59 5:11
4th	EIU	A. Hollins 16 yd pass from J. Brantley (N. Bruno kick), 4-37 2:02
	AR	A. Cantrell 42 yd pass from C. Kelley (C. Limpert kick), 8-72 4:03

TEAM STATS

	EASTERN ILLINOIS	ARKANSAS
FIRST DOWNS	21	18
RUSHES-YARDS (NET)	41-127	37-80
PASSING YDS (NET)	230	353
Passes Att-Comp-Int	40-27-0	29-21-0
TOTAL OFFENSE PLAYS-YARDS	81-357	66-433
Fumble Returns-Yards	0-0	2-61
Punt Returns-Yards	1-3	0-0
Kickoff Returns-Yards	5-99	4-102
Interception Returns-Yards	0-0	0-0
Punts (Number-Avg)	4-40.8	5-29.4
Fumbles-Lost	6-5	0-0
Penalties-Yards	6-30	4-40
Possession Time	30:50	29:10
Third-Down Conversions	6 of 18	7 of 15
Fourth-Down Conversions	3 of 4	0 of 0
Red-Zone Scores-Chances	2-3	5-5
Sacks By: Number-Yards	1-4	2-15

EASTERN ILLINOIS

RUSHING	Att.	Gain	Lost	Net	TD	Long	Avg.
Jamal Scott	12	82	0	82	0	29	6.8
Isaiah Johnson	7	30	1	29	0	8	4.1
John Brantley	12	30	17	13	0	12	1.1
Robert Columbus	6	13	5	8	0	5	1.3
D. McCullough	2	6	0	6	0	5	3.0
TEAM	1	0	4	-4	0	0	-4.0
Harry Woodberry	1	0	7	-7	0	0	-7.0

PASSING	Comp.	Att.	Yds	TD	Int	Long	Sack
John Brantley	18	25	134	1	0	16	1
Harry Woodberry	9	15	96	2	0	43	1

RECEIVING	No.	Yds	TD	Long
A. Hollins	9	127	3	43
Aaron Gooch	6	43	0	12
Isaiah Johnson	3	13	0	12
Matt Reyna	2	12	0	9
James Sheehan	2	9	0	5
Teriq Phillips	2	7	0	4
Nick Atoyebi	1	11	0	11
Robert Columbus	1	5	0	5
Xander Richards	1	3	0	3

PUNTING	No.	Yds	Avg.	Long	I20	TB
Nick Bruno	4	163	40.8	46	2	0

FIELD GOALS	Made	Att.	Long	Kicks
Matt Servino	0	2	--	x47, x29

ARKANSAS

RUSHING	Att.	Gain	Lost	Net	TD	Long	Avg.
Devwah Whaley	10	29	1	28	1	8	2.8
Maleek Williams	3	17	0	17	0	7	5.7
Ty Storey	3	15	0	15	1	10	5.0
TJ Hammonds	3	14	0	14	0	10	4.7
Rakeem Boyd	6	15	3	12	0	7	2.0
Cole Kelley	3	4	0	4	0	2	1.3
Chase Hayden	4	6	3	3	0	3	0.8
Daulton Hyatt	2	0	6	-6	0	0	-3.0
TEAM	3	0	7	-7	0	0	-2.3

PASSING	Comp.	Att.	Yds	TD	Int	Long	Sack
Ty Storey	12	17	261	3	0	57	0
Cole Kelley	9	12	92	1	0	42	0
Daulton Hyatt	0	0	0	0	0	0	1

RECEIVING	No.	Yds	TD	Long
Jordan Jones	5	132	1	57
LaMichael Pettway	5	93	2	48
Chase Harrell	4	60	0	36
Austin Cantrell	2	53	1	42
Rakeem Boyd	1	8	0	8
TJ Hammonds	1	3	0	3
Chase Hayden	1	2	0	2
Jeremy Patton	1	2	0	2
Deon Stewart	1	0	0	0

PUNTING	No.	Yds	Avg.	Long	I20	TB
Blake Johnson	4	122	30.5	44	2	0
Reid Bauer	1	25	25.0	25	0	0

FIELD GOALS	Made	Att.	Long	Kicks
Connor Limpert	2	2	35	35, 23



QB Ty Storey came off the bench to spark the offense in a 28-point second quarter against Eastern Illinois. Storey finished the day 12-for-17 for 261 yards and account for four touchdowns (3 passing, 1 running).

GAME 2 ||| at COLORADO STATE

ARKANSAS (1-1) 27
COLORADO STATE (1-2) 34

September 8, 2018 | Fort Collins, Colo.
 Canvas Stadium | Time: 6:30 p.m. CT | Attendance: 31,894
 TV: CBS Sports Network > Carter Blackburn (PBP), Aaron Taylor (Analyst) & John Schriffen (Sideline)

SCORING SUMMARY

	1st	2nd	3rd	4th	Final
Arkansas	7	6	14	0	27
Colorado State	3	6	8	17	34

Qtr.	Team	Scoring Play
1st	CSU	Bryan, W. 55 yd field goal, 4-6 1:31
	AR	D. Whaley 3 yd run (C. Limpert kick), 14-73 6:06
2nd	AR	C. Limpert 28 yd field goal, 10-70 4:04
	AR	C. Limpert 31 yd field goal, 8-65 2:40
	CSU	Bryan, W. 46 yd field goal, 10-47 3:28
	CSU	Bryan, W. 44 yd field goal, 5-18 0:25
3rd	AR	L Pettway 25 yd pass from C. Kelley (C. Limpert kick), 9-91 3:51
	AR	TJ Hammonds 64 yd pass from C. Kelley (C. Limpert kick), 1-64 0:11
	CSU	Williams, P. 4 yd pass from Carta-Samuels (Butler, C. pass from Carta-Samuels), 7-70 2:41
4th	CSU	Williams, P. 10 yd pass from Carta-Samuels (Bryan, W. kick), 9-96 3:29
	CSU	Bryan, W. 22 yd field goal, 11-60 4:03
	CSU	Matthews, I. 1 yd run (BRYAN, W. kick), 6-59 2:30

TEAM STATS

	ARKANSAS	COLORADO ST.
FIRST DOWNS	24	21
RUSHES-YARDS (NET)	53-299	23-40
PASSING YDS (NET)	138	389
Passes Att-Comp-Int	22-11-2	50-32-1
TOTAL OFFENSE PLAYS-YARDS	75-437	73-429
Fumble Returns-Yards	0-0	0-0
Punt Returns-Yards	1-45	4-0
Kickoff Returns-Yards	2-23	4-69
Interception Returns-Yards	1-0	2-4
Punts (Number-Avg)	5-38.2	5-56.8
Fumbles-Lost	0-0	3-1
Penalties-Yards	6-60	6-54
Possession Time	32:27	27:33
Third-Down Conversions	5 of 15	6 of 15
Fourth-Down Conversions	0 of 0	0 of 0
Red-Zone Scores-Chances	3-3	4-4
Sacks By: Number-Yards	1-4	1-12

ARKANSAS

RUSHING	Att.	Gain	Lost	Net	TD	Long	Avg.
Devwah Whaley	26	165	0	165	1	18	6.3
Rakeem Boyd	7	67	0	67	0	36	9.6
Chase Hayden	11	55	0	55	0	18	5.0
Ty Storey	2	17	6	11	0	17	5.5
TJ Hammonds	3	8	0	8	0	6	2.7
Team	1	0	1	-1	0	0	-1.0
Cole Kelley	3	6	12	-6	0	3	-2.0

PASSING	Comp.	Att.	Yds	TD	Int	Long	Sack
Ty Storey	5	13	36	0	2	19	0
Cole Kelley	6	9	102	2	0	64	1

RECEIVING	No.	Yds	TD	Long
LaMichael Pettway	2	31	1	25
Jeremy Patton	2	26	0	19
De'Vion Warren	2	-3	0	0
TJ Hammonds	1	64	1	64
Deon Stewart	1	10	0	10
Austin Cantrell	1	10	0	10
Jordan Jones	1	2	0	2
Jonathan Nance	1	-2	0	0

PUNTING	No.	Yds	Avg.	Long	I20	TB
Reid Bauer	5	191	38.2	42	2	0

FIELD GOALS	Made	Att.	Long	Kicks
Connor Limpert	2	2	31	28, 31, x48

COLORADO STATE

RUSHING	Att.	Gain	Lost	Net	TD	Long	Avg.
Matthews, I.	9	41	14	27	1	14	3.0
Kinsey Jr., M.	5	10	0	10	0	4	2.0
Carta-Samuels	5	10	7	3	0	8	0.6
Boddie, R.	3	3	0	3	0	2	1.0
McElroy, M.	1	0	3	-3	0	0	-3.0

PASSING	Comp.	Att.	Yds	TD	Int	Long	Sack
Carta-Samuels	32	47	389	2	1	54	1
Hill, C.	0	3	0	0	0	0	0

RECEIVING	No.	Yds	TD	Long
Williams, P.	12	154	2	31
Johnson, O.	5	47	0	18
Butler, C.	4	107	0	54
Kinsey Jr., M.	4	34	0	20
Fulton, B.	2	30	0	20
Wise, D.	2	0	0	2
Hammer, G.	1	9	0	9
Matthews, I.	1	4	0	4
Prentice, A.	1	4	0	4

PUNTING	No.	Yds	Avg.	Long	I20	TB
Stonehouse, R.	5	284	56.8	70	1	1

FIELD GOALS	Made	Att.	Long	Kicks
Bryan, W.	4	4	55	55, 46, 44, 22



RB Devwah Whaley ran for a career-best 165 yards on 26 carries at Colorado State, leading the Razorbacks' ground game that racked up 299 yards.

GAME 3 ||| NORTH TEXAS

NORTH TEXAS (3-0).....44
ARKANSAS (1-2).....17

September 15, 2018 | Fayetteville, Ark.
 Donald W. Reynolds Razorback Stadium | Time: 3 p.m. | Attendance: 62,355
 TV: SEC Network > Dave LaMont (PBP), Ray Bentley (Analyst) & Tera Talmadge (Sideline)

SCORING SUMMARY

	1st	2nd	3rd	4th	Final
North Texas	17	17	3	7	44
Arkansas	0	10	0	7	17

Qtr.	Team	Scoring Play
1st	UNT	M. Fine 2 yd run (C. Hedlund kick), 7-44 1:43
	UNT	K. Brewer 90 yd punt return (C. Hedlund kick)
	UNT	C. Hedlund 24 yd field goal, 4-1 0:55
2nd	AR	C. Kelley 5 yd run (C. Limpert kick), 7-61 1:36
	AR	C. Limpert 54 yd field goal, 10-49 2:55, UNT 17 - AR 10
	UNT	L. Easley 3 yd run (C. Hedlund kick), 2-34 0:30, UNT 24 - AR 10
	UNT	R. Bussey 7 yd pass from M. Fine (C. Hedlund kick), 8-80 2:46
	UNT	C. Hedlund 26 yd field goal, 7-40 1:26
3rd	UNT	C. Hedlund 20 yd field goal, 14-79 5:34
4th	UNT	K. Hall 24 yd interception return (C. Hedlund kick)
	AR	M. Williams 68 yd run (C. Limpert kick), 1-68 0:12

TEAM STATS

	NORTH TEXAS	ARKANSAS
FIRST DOWNS	18	21
RUSHES-YARDS (NET)	29-102	32-126
PASSING YDS (NET)	281	210
Passes Att-Comp-Int	46-24-0	45-20-6
TOTAL OFFENSE PLAYS-YARDS	75-383	77-336
Fumble Returns-Yards	0-0	0-0
Punt Returns-Yards	1-90	1-1
Kickoff Returns-Yards	1-17	5-94
Interception Returns-Yards	6-65	0-0
Punts (Number-Avg)	9-42.4	9-34.2
Fumbles-Lost	2-1	0-0
Penalties-Yards	9-102	10-70
Possession Time	30:04	29:56
Third-Down Conversions	4 of 17	4 of 16
Fourth-Down Conversions	0 of 1	0 of 0
Red-Zone Scores-Chances	6-7	1-2
Sacks By: Number-Yards	5-27	2-17

NORTH TEXAS

RUSHING	Att.	Gain	Lost	Net	TD	Long	Avg.
Loren Easley	13	77	2	75	1	24	5.8
Deandre Torrey	4	13	0	13	0	5	3.2
Quinn Shanbour	5	21	10	11	0	12	2.2
Mason Fine	5	16	9	7	1	6	1.4
Team	1	0	2	-2	0	0	-2.0
Anthony Wyche	1	0	2	-2	0	0	-2.0

PASSING	Comp.	Att.	Yds	TD	Int	Long	Sack
Mason Fine	24	45	281	1	0	37	1
Quinn Shanbour	0	1	0	0	0	0	1

RECEIVING	No.	Yds	TD	Long
Jaelon Darden	5	87	0	37
Kelvin Smith	5	60	0	37
Rico Bussey	5	27	1	10
Deandre Torrey	3	24	0	27
M. Lawrence	3	24	0	12
Jalen Guyton	2	42	0	31
Loren Easley	1	17	0	17

PUNTING	No.	Yds	Avg.	Long	I20	TB
A. Kenworthy	9	382	42.4	48	5	2

FIELD GOALS	Made	Att.	Long	Kicks
Cole Hedlund	3	3	26	24, 26, 20

ARKANSAS

RUSHING	Att.	Gain	Lost	Net	TD	Long	Avg.
Maleek Williams	5	74	0	74	1	68	14.8
Chase Hayden	5	21	0	21	0	14	5.8
JS Jones	1	15	0	15	0	15	15.0
Cole Kelley	4	14	0	14	1	5	3.5
Devwah Whaley	9	16	4	12	0	7	1.3
TJ Hammonds	1	0	0	0	0	0	0.0
Connor Noland	7	17	27	-10	0	13	-1.43

PASSING	Comp.	Att.	Yds	TD	Int	Long	Sack
Cole Kelley	16	35	185	0	4	25	0
Connor Noland	4	7	25	0	1	11	5
JS Jones	0	3	0	0	1	0	0

RECEIVING	No.	Yds	TD	Long
Mike Woods	4	61	0	25
LaMichael Pettway	4	49	0	16
Jared Cornelius	2	27	0	14
TJ Hammonds	2	17	0	11
Deon Stewart	2	12	0	8
Jordan Jones	1	13	0	13
Grayson Gunter	1	11	0	11
Jeremy Patton	1	11	0	11
Devwah Whaley	1	6	0	6
Chase Hayden	1	3	0	3
Rakeem Boyd	1	0	0	0

PUNTING	No.	Yds	Avg.	Long	I20	TB
M. Phillips	1	34	34.0	34	0	0
Blake Johnson	3	91	30.3	33	0	0
Reid Bauer	5	183	36.6	41	1	0

FIELD GOALS	Made	Att.	Long	Kicks
Connor Limpert	1	2	54	54, x38



LB De'Jon Harris led the Razorbacks with 12 tackles to register his second 10+ tackle effort in the team's first three games. Harris made seven solo stops and broke up two passes against North Texas.

GAME 4 ||| at AUBURN

ARKANSAS (1-3, 0-1).....3
AUBURN (3-1, 1-1)34

September 22, 2018 | Auburn, Ala.
 Jordan-Hare Stadium | Time: 6:30 p.m. | Attendance: 84,188
 TV: SEC Network > Tom Hart (PBP), Jordan Rodgers (Analyst) & Cole Cubelic (Sideline)

SCORING SUMMARY

	1st	2nd	3rd	4th	Final
Arkansas	0	0	3	0	3
Auburn	10	7	7	10	34

Qtr.	Team	Scoring Play
1st	AU	J. Whitlow 5 yd run (A. Carlson kick), 7-27 2:21
	AU	A. Carlson 18 yd field goal, 4-1 1:25
2nd	AU	J. Stidham 4 yd run (A. Carlson kick), 4-9 2:19
3rd	AR	C. Limpert 29 yd field goal, 10-68 3:50
	AU	N. Igbinoghene 96 yd kickoff return (A. Carlson kick)
4th	AU	J. Whitlow 15 yd run (A. Carlson kick), 8-72 3:51
	AU	A. Carlson 43 yd field goal, 4-(-10) 2:36

TEAM STATS

	ARKANSAS	AUBURN
FIRST DOWNS	13	13
RUSHES-YARDS (NET)	38-149	36-91
PASSING YDS (NET)	141	134
Passes Att-Comp-Int	32-13-1	22-15-0
TOTAL OFFENSE PLAYS-YARDS	70-290	58-225
Fumble Returns-Yards	0-0	1-40
Punt Returns-Yards	1-13	3-95
Kickoff Returns-Yards	1-20	1-96
Interception Returns-Yards	0-0	1-57
Punts (Number-Avg)	9-33.8	5-47.2
Fumbles-Lost	2-1	0-0
Penalties-Yards	8-57	7-40
Possession Time	32:29	27:31
Third-Down Conversions	3 of 17	4 of 13
Fourth-Down Conversions	1 of 2	0 of 1
Red-Zone Scores-Chances	1-2	5-6
Sacks By: Number-Yards	4-21	2-19

ARKANSAS

RUSHING	Att.	Gain	Lost	Net	TD	Long	Avg.
Rakeem Boyd	8	69	3	66	0	45	8.2
Ty Storey	12	63	19	44	0	17	3.7
Devwah Whaley	8	30	4	26	0	16	3.2
Chase Hayden	6	16	5	11	0	8	1.8
Cole Kelley	2	2	0	2	0	2	1.0
Maleek Williams	2	2	2	0	0	2	0.0

PASSING	Comp.	Att.	Yds	TD	Int	Long	Sack
Ty Storey	13	31	141	0	33	1	2
Team	0	1	0	0	0	0	0

RECEIVING	No.	Yds	TD	Long
Rakeem Boyd	2	39	0	33
Jordan Jones	2	15	0	15
Jared Cornelius	2	15	0	11
Devwah Whaley	2	9	0	7
Deon Stewart	1	32	0	32
Mike Woods	1	13	0	13
Chase Hayden	1	6	0	6
Jeremy Patton	1	6	0	6
Austin Cantrell	1	6	0	6

PUNTING	No.	Yds	Avg.	Long	I20	TB
Reid Bauer	8	296	37.0	42	0	0
Team	1	8	8.0	8	0	0

FIELD GOALS	Made	Att.	Long	Kicks
Connor Limpert	1	2	29	40x, 29

AUBURN

RUSHING	Att.	Gain	Lost	Net	TD	Long	Avg.
J. Whitlow	13	54	5	49	2	15	3.8
Kam Martin	8	39	0	39	0	12	4.9
A. Schwartz	2	9	0	9	0	5	4.5
Shaun Shivers	2	1	0	1	0	1	0.5
TEAM	1	0	2	-2	0	0	-2.0
Jarrett Stidham	10	16	21	-5	1	4	-0.5

PASSING	Comp.	Att.	Yds	TD	Int	Long	Sack
Jarrett Stidham	15	22	134	0	0	42	4

RECEIVING	No.	Yds	TD	Long
Ryan Davis	6	40	0	13
A. Schwartz	3	59	0	42
Darius Slayton	2	23	0	15
Kam Martin	2	0	0	3
Seth Williams	1	10	0	10
Sal Cannella	1	2	0	2

PUNTING	No.	Yds	Avg.	Long	I20	TB
Arryn Siposs	5	236	47.2	60	2	0

FIELD GOALS	Made	Att.	Long	Kicks
Anders Carlson	2	4	43	54x, 18, 50x, 43



RB Rakeem Boyd paced the Razorbacks on the ground and through the air, leading the team in rushing (8 att, 66 yds) and receiving (2 rec, 39 yds) in the loss at Auburn.

GAME 5 ||| vs. TEXAS A&M

ARKANSAS (1-4, 0-2).....17
TEXAS A&M (3-2, 1-1).....24

September 29, 2018 | Arlington, Texas
 AT&T Stadium | Time: 11 a.m. | Attendance: 55,383
 TV: ESPN > Bob Wischusen (PBP), Brock Huard (Analyst) & Allison Williams (Sideline)

SCORING SUMMARY

	1st	2nd	3rd	4th	Final
Arkansas	0	7	3	7	17
Texas A&M	14	3	0	7	24

Qtr.	Team	Scoring Play
1st	TAMU	J. Corbin 100 yd kickoff return (S. Small kick)
	TAMU	T. Williams 1 yd run (S. Small kick), 9-79 4:50
2nd	TAMU	Seth Small 30 yd field goal, 7-48 2:36
	AR	C. Kelley 1 yd run (C. Limpert kick), 7-75 3:01
3rd	AR	C. Limpert 47 yd field goal, 9-46 3:44
4th	TAMU	T. Williams 4 yd run (S. Small kick), 7-61 3:31
	AR	M. Woods 29 yd pass from T. Storey (C. Limpert kick), 6-75 1:47

TEAM STATS

	ARKANSAS	TEXAS A&M
FIRST DOWNS	11	24
RUSHES-YARDS (NET)	26-55	46-176
PASSING YDS (NET)	193	201
Passes Att-Comp-Int	27-14-1	26-17-2
TOTAL OFFENSE PLAYS-YARDS	53-248	72-377
Fumble Returns-Yards	0-0	0-0
Punt Returns-Yards	0-0	3--2
Kickoff Returns-Yards	1-11	2-110
Interception Returns-Yards	2-5	1-0
Punts (Number-Avg)	8-43.2	4-48.8
Fumbles-Lost	1-0	0-0
Penalties-Yards	6-61	7-44
Possession Time	23:04	36:56
Third-Down Conversions	3 of 12	2 of 10
Fourth-Down Conversions	0 of 0	1 of 1
Red-Zone Scores-Chances	1-1	3-5
Sacks By: Number-Yards	3-18	5-25

ARKANSAS

RUSHING	Att.	Gain	Lost	Net	TD	Long	Avg.
Rakeem Boyd	10	49	2	47	0	25	4.7
TJ Hammonds	3	9	3	6	0	5	2.0
Ty Storey	10	26	25	1	0	11	0.1
Chase Hayden	1	1	0	1	0	1	1.0
Cole Kelley	1	1	0	1	1	1	1.0
Team	1	0	1	-1	0	0	-1.0

PASSING	Comp.	Att.	Yds	TD	Int	Long	Sack
Ty Storey	14	26	193	1	1	36	5
Cole Kelley	0	1	0	0	0	0	0

RECEIVING	No.	Yds	TD	Long
Rakeem Boyd	4	33	0	11
Cheyenne O'Grady	3	77	0	36
Mike Woods	2	50	1	29
Jordan Jones	2	6	0	8
Jared Cornelius	1	11	0	11
LaMichael Pettway	1	10	0	10
Deon Stewart	1	6	0	6

PUNTING	No.	Yds	Avg.	Long	I20	TB
Reid Bauer	8	346	43.2	50	1	0

FIELD GOALS	Made	Att.	Long	Kicks
Connor Limpert	1	1	47	47

TEXAS A&M

RUSHING	Att.	Gain	Lost	Net	TD	Long	Avg.
T. Williams	29	153	1	152	2	16	5.2
Kellen Mond	11	32	18	14	0	12	1.3
Jashaun Corbin	4	12	0	12	0	6	3.0
Team	2	0	2	-2	0	0	-1.0

PASSING	Comp.	Att.	Yds	TD	Int	Long	Sack
Kellen Mond	17	26	201	0	2	26	3

RECEIVING	No.	Yds	TD	Long
Camron Buckley	5	72	0	23
J. Sternberger	4	51	0	26
Hezekiah Jones	4	33	0	10
Roshauud Paul	1	19	0	19
T. Williams	1	13	0	13
Quartney Davis	1	8	0	8
Jhamon Ausbon	1	5	0	5

PUNTING	No.	Yds	Avg.	Long	I20	TB
Braden Mann	4	195	48.8	65	2	1

FIELD GOALS	Made	Att.	Long	Kicks
Seth Small	1	3	30	30, x36, x33



LB De'Jon Harris made a career-high 16 tackles against the Aggies, including 12 solo stops, two TFLs and one sack. Harris was one of three Hogs to record at least 10 tackles in the game.

WEEKLY MEDIA SCHEDULE: ALABAMA WEEK

1	MON	2	TUES	3	WED	4	THURS	5	FRI	6	SAT	7	SUN
Press Conference Noon - Coach Morris 12:30 - Coach Chavis 12:40 - Coach Craddock		Post Practice Media 6:45 p.m. Student-athletes		SEC Teleconference 10 a.m. - 12:10 p.m. 11 a.m. - Coach Morris Pre Practice Media 4:30 p.m. Coach Morris On the Air with Chad Morris - 7 p.m.		No media availability		No media availability		Game 6 Alabama Kickoff - 11 a.m. TV - ESPN Post Game Coach Morris & student-athletes		No media availability	

ARKANSAS COMMUNICATIONS



KYLE PARKINSON

Associate AD/Communications

Cell 479.387.4753

Email.....kparkin@uark.edu

Twitter.....@TheOtherKP

Office: 479-575-2751

Fax: 479-575-7481

Fayetteville Press Box: (479) 575-6622

Little Rock Press Box: (501) 663-0514

GAME CREDENTIAL REQUESTS

All requests for media and/or photo credentials must be made online at www.SportsSystems.com/Arkansas. Requests should be made at least two weeks in advance.

Credentials will not be mailed. They may be picked up beginning three hours prior to kickoff at the media will call station at the base of the elevator at both Donald W. Reynolds Razorback Stadium in Fayetteville and War Memorial Stadium in Little Rock. Photo identification is required when picking up credentials.

ARKANSAS FTP SITE

An FTP site is available for members of the media. For more information concerning the FTP site, contact Michelle Glover (mglover@uark.edu).

CollegePressBox.com

CollegePressBox.com is the official media website for SEC football. Access and download weekly game notes, quotes, statistics, media guides, headshots, logos, flip cards and more for each of the SEC's members. Login information will be distributed to accredited media or you can apply for a password by sending an email to password@collegepressbox.com.

SEC WEEKLY TELECONFERENCE

Head coach Chad Morris will participate each week in the SEC teleconference of football coaches. The teleconferences will be conducted each Wednesday from Aug. 29 to Nov. 21 from 10 a.m. CT to 12:10 p.m. CT. For more information and the teleconference number, contact the SEC Media Relations Office at (205) 458-3000.

10:00 a.m.	Ed Orgeron, LSU
10:10 a.m.	Kirby Smart, Georgia
10:20 a.m.	Dan Mullen, Florida
10:30 a.m.	Derek Mason, Vanderbilt
10:40 a.m.	Nick Saban, Alabama
10:50 a.m.	Jeremy Pruitt, Tennessee
11:00 a.m.	Chad Morris, Arkansas
11:10 a.m.	Barry Odom, Missouri
11:20 a.m.	Matt Luke, Ole Miss
11:30 a.m.	Jimbo Fisher, Texas A&M
11:40 a.m.	Mark Stoops, Kentucky
11:50 a.m.	Joe Moorehead, Mississippi State
12:00 p.m.	Will Muschamp, South Carolina
12:10 p.m.	Gus Malzahn, Auburn

ON THE AIR WITH CHAD MORRIS

"On the Air with Chad Morris," Coach Morris' weekly radio show presented by Lindsey and Westrock Coffee Company airs on Wednesday nights starting at 7 p.m. For the 10th straight year, the one-hour radio show will be broadcast live from the Catfish Hole. The show will be carried throughout the state of Arkansas on the Razorback Sports Network and locally in Fayetteville on 105.3 FM, 99.5, 92.1 FM and 1290 AM.

RAZORBACK FOOTBALL WITH CHAD MORRIS

"Razorback Football with Chad Morris" is the official television coach's show of Razorback football. The one-hour show will air statewide and throughout the region on numerous television affiliates. A total of 12 shows will air throughout the season on the following stations: KATV (Sunday's at 10:30 p.m.), KFSM (Sunday at 10:30 p.m.) and KNXW (Sunday at 9:30 p.m.). The show will also be available regionally on Cox Sports Television on Wednesdays at 6 p.m. and Fox Sports Southwest on Tuesdays at 4 p.m.

RADIO AFFILIATES

Batesville.....	KWOZ-FM 103.3
Berryville.....	KTHS-AM 1480
Blytheville.....	KHLS-FM 96.3
Camden.....	KCXY-FM 95.3
Crossett.....	KAGH-AM 800
Crossett.....	KAGH-FM 104.9
De Queen.....	KDON-FM 92.1
DeWitt.....	KDEW-FM 97.3
El Dorado.....	KMRX-FM 96.1
Fayetteville.....	KAKS-FM 99.5
Fayetteville.....	KUOA-AM 1290
Fayetteville.....	KQSM-FM 92.1
Forrest City.....	KBFC-FM 93.5
Fort Smith.....	KERX-FM 95.3
Glenwood.....	KHGZ-AM 670
Glenwood.....	KHGZ-FM 98.9
Hatfield.....	KENA-FM 104.1
Herber Springs.....	KAWW-AM 1370
Helena.....	KFFA-FM 103.1
Horshoe Bend.....	KKIK-FM 106.5
Jonesboro.....	KEGI-FM 100.5
Little Rock.....	KABZ-FM 103.7
Magnolia.....	KZHE-FM 100.5
Marshall.....	KBCN-FM 104.3
Mena.....	KTTG-FM 96.3
Monett (Mo.).....	KKBL-FM 95.9
Monticello.....	KGPO-FM 99.9
Morrilton.....	KVOM-FM 101.7
Mountain Home.....	KOMT-FM 107.5
Ozark.....	KDYN-AM 1540
Ozark.....	KDYN-FM 96.7
Russellville.....	KCAB-AM 980
Russellville.....	KCJC-FM 102.3
Ruston (La.).....	KRLQ-FM 94.1
Searcy.....	KSMD-FM 99.1
Stuttgart.....	KWAK-FM 105.5
Texarkana (Texas).....	KKTK-AM 1400
Wynne.....	KWYN-FM 92.5
Wynne.....	KWYN-AM 1400